UNITED STATES DEPARTMENT OF COMMERCE

JESSE H. JONES, Secretary

BUREAU OF THE CENSUS

J. C. CAPT, Director (Appointed May 22, 1941)

WILLIAM LANE AUSTIN, Director (Retired January 31, 1941)

VERGIL D. REED, Assistant Director

HOWARD H. McCLURE, Assistant Director

SIXTEENTH CENSUS OF THE UNITED STATES : 1940

AGRICULTURE

SPECIAL POULTRY REPORT

Statistics by Geographic Divisions and States for Poultry of All Kinds on Hand and Raised; by Counties for Chickens and Chicken Egg Production by Number of Chickens on Hand; and by Counties for Farms Reporting Chickens and Turkeys Raised by Numbers Raised

Prepared under the supervision of

ZELLMER R. PETTET

Chief Statistician for Agriculture

UNITED STATES

GOVERNMENT PRINTING OFFICE

WASHINGTON : 1942

For sale by the Superintendent of Documents, Washington, D. C.

BUREAU OF THE CENSUS

J. C. CAPT, *Director (Appointed May 28, 1941)*

WILLIAM LANE AUSTIN, *Director (Retired January 31, 1941)*

VERGIL D. REED, *Assistant Director* HOWARD H. MCCLURE, *Assistant Director*

Agriculture—ZELLMER R. PETTET, *Chief Statistician.*
SHERMAN S. SLICK, *Assistant Chief Statistician.*
Technical Staff—Warder B. Jenkins, *Chief.*
Farm Information—Hilton E. Robison, *Principal Statistician.*
Field Crops—Hubert L. Collins, *Principal Statistician.*
Fruits, Vegetables—Henry M. Taylor, *Senior Statistician.*
Cotton—Henry L. Rasor, *Statistician.*
Livestock—Edward C. Paxton, *Principal Statistician.*
Poultry—Carl R. Nyman, *Statistician.*
Values and Farm Income—Irvin Holmes, *Senior Statistician.*
Editing and Personnel—Glenn D. Simpson, *Statistician.*
Drainage—Roger D. Marsden, *Principal Engineer.*
Irrigation—Milo B. Williams, *Principal Engineer.*
Paul A. Ewing, *Consultant.*

Administrative Service—ARTHUR J. HIRSCH, *Chief.*
Business—FRED A. GOSNELL, *Chief Statistician.*
Cotton and Oils—RAY HURLEY, *Chief Statistician.*
Field Service—GERALD RYAN, *Chief.*
Geography—CLARENCE E. BATSCHELET, *Geographer.*
Information and Publications—FRANK R. WILSON, *Chief.*
Machine Tabulation—GEORGE B. WETZEL, *Chief.*
Manufactures—THOMAS J. FITZGERALD, *Chief Statistician.*
Mineral Industries—OSCAR E. KIESSLING, *Chief Statistician.*
Population—LEON E. TRUESDELL, *Chief Statistician.*
State and Local Government—CHESTER E. RIGHTOR, *Chief Statistician.*
Statistical Research—CALVERT L. DEDRICK, *Chief Statistician.*
Vital Statistics—HALBERT L. DUNN, *Chief Statistician.*

SIXTEENTH CENSUS OF THE UNITED STATES: 1940

REPORTS ON AGRICULTURE, IRRIGATION, AND DRAINAGE

Volume I.—Statistics by Counties for Farms, and Farm Property, with Related Information for Farms and Farm Operators; Livestock and Livestock Products; and Crops.

Volume II.—Statistics by Counties for Value of Farm Products, Farms Classified by Major Source of Income, and Farms Classified by Total Value of Products.

Volume III.—General Report—Statistics by Subjects for the United States, Geographic Divisions, and States.

United States Summary Bulletins.—Statistics for the United States, Geographic Divisions, and States in condensed form as follows:

First Series Summary—Number of Farms, Uses of Land, Values, Principal Classes of Livestock and Livestock Products; and Specified Crops Harvested.

Second Series Summary—Farm Mortgages, Taxes, Labor, Expenditures, and Miscellaneous Farm Information; Goats and Mohair; and Fruits, Vegetables, and Minor Crops.

Third Series Summary—Value of Farm Products, Farms Classified by Major Source of Income, and Farms Classified by Total Value of Products.

Irrigation of Agricultural Lands.—Statistics by Counties and by Drainage Basins for 20 Irrigation States and a Summary for the United States.

Drainage of Agricultural Lands.—Statistics by Counties for 36 Drainage States and a Summary for the United States.

SPECIAL POULTRY REPORT

Statistics by Geographic Divisions and States for Poultry of All Kinds on Hand and Raised; by Counties for Chickens and Chicken Egg Production by Number of Chickens on Hand; and by Counties for Farms Reporting Chickens and Turkeys Raised by Numbers Raised.

LETTER OF TRANSMITTAL

DEPARTMENT OF COMMERCE
BUREAU OF THE CENSUS
Washington, D. C., May 7, 1942

SIR:

I transmit herewith the Special Poultry Report, one of the Reports on Agriculture, Sixteenth Decennial Census. This report contains statistics by Geographic Divisions and States for poultry of all kinds on hand and raised; by counties for chickens and chicken egg production by number of chickens on hand; and by counties for farms reporting chickens and turkeys raised by numbers raised. This material was especially requested by the Poultry Commodity Group of the Interdepartmental Conference Committee on National Food Resources and owing to the urgent need of the information was prepared for publication much earlier than it would have been otherwise.

Provision for the 1940 Agriculture Census was made in the Act providing for the Fifteenth Decennial Census which was approved on June 18, 1929. The reports are the results obtained from a tabulation of the information given by farm operators to census enumerators in a personal canvass in connection with the Sixteenth Decennial Census.

The collection and compilation of these statistics and the preparation of this volume were made by the staff of the Division of Agriculture under the supervision of Z. R. Pettet, Chief Statistician for Agriculture with the assistance of Carl R. Nyman, Poultry Statistician.

Acknowledgment is made of the cooperation of representatives of the United States Department of Agriculture and of the Division of Statistical Standards, Bureau of the Budget.

Respectfully,

J. C. CAPT,
Director of the Census

Hon. JESSE H. JONES,
Secretary of Commerce

CONTENTS

	Page
Introduction	1
Plan of presentation	1
Comparability of statistics	1
Values	1
Explanation of county tables	3

CHARTS

	Page		Page
Value of specified species of livestock in the United States: 1850-1940	6	Chickens—Number on hand in the United States: 1880-1940	6
Value of chickens in the United States: 1910-1940	6	Chickens—Farms reporting 400 or more on hand, by States: 1940 and 1930	8

MAPS

	Page		Page
Poultry and poultry products farms, 1939	7	Chickens raised	8
Value of poultry and poultry products sold or traded, 1939	7	Farms reporting 800 or more chickens raised, 1939	8
Value of poultry, April 1, 1940	8	Turkeys raised	8
Chicken eggs produced	8	Ducks raised	8
Chickens on hand	8	Chickens on hand (increase and decrease)	9
Farms reporting 400 or more chickens on hand, April 1, 1940	8	Turkeys raised (increase and decrease)	9

SPECIAL TABLE FOR THE UNITED STATES

	Page
History of enumeration of poultry and poultry products—Facsimile copies of portions of schedules devoted to these items in censuses of 1840 to 1940	2

TABLES FOR THE UNITED STATES

Poultry on hand and poultry products—Farms reporting, number, dozens of eggs, and value, 1880 to 1940; with value of poultry, 1840; for the United States — 4

Value of farm products—Farms reporting and value of farm products sold, traded, or used by farm households classified by source of income, 1939; for the United States — 5

Classification by major source of income—Farms classified by major source of income and income from major source on farms as classified, 1939; for the United States — 5

TABLES FOR GEOGRAPHIC DIVISIONS AND STATES

Chickens on hand—Farms reporting, 1910 to 1940; number, 1880 to 1940; and value, 1940, 1935, and 1930; and farms reporting any poultry on hand, 1940, 1910, and 1900, and raised, 1939; by divisions and States — 10

Chickens by size of flock—Farms reporting classified by number of chickens on hand, by divisions and States: 1940, 1935, and 1930 — 12

Classification by number of chickens on hand—Farms reporting and number of chickens on hand, 1940, 1935, and 1930; of eggs produced and chickens raised, 1939, 1934, and 1929; and of chickens sold, 1939 and 1929; by divisions and States — 14

Chickens raised—Farms reporting, 1919 to 1939; number, 1909 to 1939; and value, 1939, 1934, 1929, and 1899; with farms reporting for 1939 classified by number of chickens raised; by divisions and States — 40

Chickens sold—Farms reporting, number, and value, 1939, 1929, and 1919; and percent distribution of farms reporting chickens raised and turkeys raised by numbers raised, 1939; by divisions and States — 42

Eggs produced—Farms reporting, 1939, 1934, and 1919; number of dozens, 1879 to 1939; and value, 1939, 1934, and 1929; by divisions and States — 44

Turkeys on hand and raised—Farms reporting and number of turkeys on hand, 1890 to 1940; and value, 1940 and 1935; and farms reporting, number, and value of turkeys raised, 1939 and 1929, with farms reporting turkeys raised for 1939 classified by number raised; by divisions and States — 46

Ducks and geese—Farms reporting number on hand, 1940, 1920, and 1910, with number, 1890 to 1940, and value, 1940; and farms reporting number raised, with number raised and value, 1939 and 1929; by divisions and States — 48

Guineas and pigeons—Farms reporting, number, and value of guineas and pigeons on hand, 1940, and raised, 1939; with available comparative data for guineas, 1920 and 1910; by divisions and States — 50

Quail, pheasants, and unspecified and other poultry—Farms reporting, number, and value on hand, 1940, and raised, 1939; by divisions and States — 51

Farm income—Income on poultry farms compared with income on all farms, by divisions and States, 1939 — 52

Income from all farm production on poultry farms—Percent reporting other farm production with percent of total farm income, by source of income, by divisions and States, 1939 — 54

Poultry and egg production per capita—Eggs produced 1879 to 1939, chickens raised and chickens sold, 1909 to 1939, per capita based on total population; by divisions and States — 55

TABLES FOR COUNTIES, BY STATES

County table 1.—Chickens on farms 1940, 1935, and 1930, chicken eggs produced and chickens raised 1939, 1934, and 1929, and chickens sold, 1939 and 1929, by number on hand — (see State and page below)

County table 2.—Chickens and turkeys raised, with farms reporting by number raised, by counties: 1939 — (see State and page below)

STATE	Table 1	Table 2	STATE	Table 1	Table 2	STATE	Table 1	Table 2
	page	page		page	page		page	page
Alabama	56	684	Maine	282	704	Oklahoma	484	721
Arizona	68	685	Maryland	287	705	Oregon	498	723
Arkansas	72	685	Massachusetts	294	705	Pennsylvania	507	723
California	85	687	Michigan	298	705	Rhode Island	525	725
Colorado	101	687	Minnesota	315	707	South Carolina	527	725
Connecticut	113	689	Mississippi	334	708	South Dakota	536	726
Delaware	116	689	Missouri	348	710	Tennessee	548	727
District of Columbia	117	689	Montana	371	712	Texas	564	729
Florida	118	689	Nebraska	381	713	Utah	611	733
Georgia	132	690	Nevada	399	715	Vermont	618	733
Idaho	161	693	New Hampshire	402	715	Virginia	622	734
Illinois	170	694	New Jersey	405	715	Washington	643	735
Indiana	190	696	New Mexico	412	715	West Virginia	653	736
Iowa	210	697	New York	418	716	Wisconsin	663	737
Kansas	231	699	North Carolina	435	717	Wyoming	678	739
Kentucky	250	701	North Dakota	454	719			
Louisiana	271	703	Ohio	464	720			

SPECIAL POULTRY REPORT

Introduction.—This Special Poultry Report includes, for the United States and the individual States, practically all of the published data relating to poultry collected by the Census since the First Census of Agriculture in 1840. Data for the United States appear in text tables 1 and 2; and for each of the 48 States, the District of Columbia, the 9 geographic divisions, and the United States in tables 5 to 17. County table 1, which occupies the greater portion of the report, shows chicken data in groups, classified by numbers of chickens on hand by counties, for the past three censuses; and County table 2 shows for each county the farms reporting chickens and turkeys raised, classified by the numbers raised.

This report was especially requested by the Poultry Commodity Group of the Interdepartmental Conference Committee on National Food Resources and, owing to the urgent need of the material contained, was prepared for early publication.

The 1940 Census of Agriculture exceeded in scope all preceding agricultural censuses by providing means for including in the enumeration of poultry the inventories as of April 1, and the number raised in 1939 of each kind of bird commonly included under the term, "poultry." By providing space for reporting any and all kinds of poultry kept or raised on farms, the 1940 Census included the inventory and numbers raised, of chickens, turkeys, ducks, geese, guineas, pigeons, pheasants, quail, etc. Numbers on hand or raised, which the enumerator failed to specify, were tabulated as "unspecified" and are included in the tables combined with scattered reports of peafowls and swans under "Unspecified and other." The named poultry included under "other" are of little economic importance and are in the tables with "unspecified."

Following the practice of recent censuses, hatcheries were included as farms on the Farm and Ranch Schedule in 1940. While none of the printed questions provided space for reporting the operations of a hatchery, other than the value of sales, the enumerators were instructed to prepare schedules for such enterprises and to state the nature of the enterprise on the schedule. The volume of sales was reported under "Value of all poultry, eggs, baby chicks, poults, etc., sold or traded in 1939."

No provision was made for obtaining the number of hatcheries. Because of the overlapping of hatchery operations with other poultry operations it was impossible to segregate all tracts on which a hatchery was being operated. The value of sales of baby chicks, poults, etc., was included in the enumeration with the value of sales of poultry and eggs and is included in the figures for income shown in text tables 3 and 4 and United States tables 15 and 16.

Plan of Presentation.—The production of poultry and eggs, due largely to increased specialization during recent decades, has developed, not including the development of the hatchery business, along three main lines, i. e., egg production, "broilers," and turkey raising. Tables showing data by States and geographic divisions are presented for practically all of the items of poultry that have ever been included in the census, and all of the information concerning poultry and poultry products has been brought together and presented for the United States in text tables 1 and 2.

Text table 1 is a presentation showing the actual questions and their arrangements as included on the farm schedules used in every census in which poultry and poultry products have been enumerated. It will be noted that no inquiries of any kind were included in the 1850, 1860, and 1870 Censuses. Since the 1880 Census the inquiries have tended to become more specific and greater in scope and in detail.

Following the text are tables presenting data for the States and geographic divisions, arranged by subjects beginning with chickens. Data from the 1940 Census Reports are shown with comparative figures from earlier censuses when available. Earlier figures are not always directly comparable, but are included in the tables and guarded by footnotes which explain the essential differences.

Two county tables follow the State tables. The first of these presents data from the 1940, 1935, and 1930 Censuses for chickens on hand, eggs produced, chickens raised, and chickens sold; and the second, from the 1940 Census only, for farms reporting chickens and turkeys raised, by numbers raised in 1939.

In other volumes of the 1940 Census, material is presented covering the entire range of subjects included on the Farm and Ranch Schedule. Statistics for poultry included in volume I consist of county totals for all items included in this volume also county totals for ducks, geese, and guineas. However, no detailed data by size of operations as presented in this report are included. This report supplements the regular Census poultry data by presenting the statistics in a form which will be of increased value in determining the relative importance of counties, States, and other areas, in the field of poultry and egg production. Volume II gives the value of inventory and production items carried on the schedule, and also detailed county data on values of products sold, traded, and used by farm households. This volume also shows the totals for each source of farm income and the number of farms classified by major source of income. Text tables 3 and 4, and United States tables 15 and 16 in this report, are based on information carried in greater detail in volume II.

Comparability of Statistics.—The comparability of the statistics from the 1940 Census with those of previous censuses is affected by the wording of the specific inquiries on the schedule, the inclusion or exclusion of related items, the number of questions included, their relative positions, the dates of enumeration, and other factors. In text table 1 can be seen the variations from census to census. Careful study of this table and frequent references to footnotes on other tables are advisable when using any historical figures.

A change in the date of enumeration obviously affects the "On hand" figures for all kinds of poultry. Prior to 1910, June 1 had been the enumeration date. In that year the date was April 15; in 1920, 1925, and 1935, January 1; and in 1930 and 1940, the date was April 1. Since the number of poultry of any kind cannot be expected to remain static, during any period, the difference in dates of enumeration in two succeeding censuses must be taken into account in comparing inventories. The period from January 1 to April 1 is, generally speaking, a period of declining inventories of mature poultry. As a consequence, other items being equal, inventories taken as of these two dates for the same age groups would be expected to differ considerably, being higher on the earlier date. As a further consequence, in the case of chicken and egg production, the ratio of production to chickens on hand would also be affected.

The development of poultry and egg production along the three major lines has been accompanied by, and probably preceded by, highly specialized practices in management and marketing and has resulted in expanding areas of high egg production, chicken raising, and turkey raising. To a lesser degree this is also true of duck raising, but the areas of intensive practice in this respect are comparatively limited. The fact that poultry keeping is no longer a relatively unimportant sideline but has become a specialized operation is strikingly shown in text tables 3 and 4 and United States table 16. In Delaware, for example, 87 percent of the income on poultry farms in 1939 was derived from the sale of poultry and poultry products, with no other single source of income representing more than 4 percent. It is apparent, however, that certain definite combinations of other enterprises with poultry are practiced in some States, as illustrated by the relatively large importance of dairy products as a source of income on poultry farms in Wisconsin and Michigan.

Table 15 shows the relationship in each State between the income on poultry farms and the income on all farms. Income from poultry is relatively largest in northeastern United States but some individual States, such as California and Utah, also show high relationships.

Values.—In the earlier censuses, values of inventories and production items were obtained by including value questions on the schedules. Beginning with the 1925 Census and in succeeding censuses these questions were discontinued and values calculated by applying a unit price, obtained in cooperation with the Department of Agriculture, to the various items

TABLE 1.—HISTORY OF ENUMERATION OF POULTRY AND POULTRY PRODUCTS—FACSIMILE COPIES OF PORTIONS OF SCHEDULES DEVOTED TO THESE ITEMS IN CENSUSES OF 1840 TO 1940

(Figures in italics are United States totals)

1940 CENSUS

Note.—If this farm has chickens on hand but raised none or produced no eggs in 1939, EXPLAIN.	Number on hand over 4 months old on April 1, 1940	Number raised in 1939
Chickens	*337,949,145*	*660,565,663*
Turkeys	*4,361,752*	*27,933,756*
Ducks	*2,460,087*	*12,198,820*
Other (specify)	*For kinds and totals see table 2*	

Report separately geese, guineas, pigeons, quail, pheasants, etc.

Total chickens sold (including broilers and fryers) alive or dressed in 1939 ..... Number *300,498,016*
Omit any sold as baby chicks.

Chicken eggs produced in 1939 ..... Dozens *2,391,091,510*

Value of all poultry, eggs, baby chicks, poults, etc., sold or traded in 1939. (Omit cents) ..... $ *555,411,698*

1935 CENSUS

Chickens over 3 months old on this farm, Jan. 1, 1935 ..... Number *371,603,136*

Chicken eggs produced in 1934, whether sold, used, incubated, or otherwise disposed of ..... Dozens *2,160,906,310*

Chickens raised on this farm in 1934, whether sold, consumed, or on hand (include baby chicks bought and raised, but none that were sold as baby chicks ..... Number *598,867,134*

Turkeys over 3 months old on this farm, Jan. 1, 1935 ..... Number *5,381,912*

1930 CENSUS

Chickens and chicken eggs on this farm:

Chickens over 3 months old, April 1, 1930 ..... Number *378,878,281*

Chicken eggs produced in 1929 whether sold, used, incubated, or otherwise disposed of ..... Dozens *2,689,719,158*

Chicken eggs sold in 1929 ..... Dozens *1,955,459,439*

Daily production of chicken eggs on this farm at present time ..... Number *182,315,129* (Not dozens)

Chickens raised in 1929, whether sold, consumed, or on hand (include baby chicks bought and raised, but none that were sold as baby chicks) ..... Number *673,092,052*

Chickens sold alive or dressed in 1929 (omit any sold as baby chicks) ..... Number *284,625,901*

Baby chicks bought in 1929 ..... Number *272,403,962*

Other poultry raised on this farm in 1929:

Geese raised ..... Number *3,989,831*

Ducks raised ..... Number *11,337,487*

Turkeys raised ..... Number *16,794,485*

1925 CENSUS

Poultry on this farm Jan. 1, 1925:

Chickens ..... Number *409,290,849*

Turkeys ..... Number *Not available*

Poultry products in 1924:

Chicken eggs produced in 1924 ..... Dozens *1,913,245,129*
Include all chicken eggs produced, whether sold, used, incubated, or otherwise disposed of.

Chickens raised in 1924 ..... Number *545,848,035*
Include all chickens raised, whether sold, consumed, or on hand; except "baby chicks" hatched and sold. Include baby chicks purchased and raised.

1920 CENSUS

Poultry, January 1, 1920:	Number.	Total Value.
Chickens	*359,537,127*	$ *349,508,867*
Turkeys	*3,627,028*	*12,804,989*
Ducks	*2,817,624*	*3,373,966*
Geese	*2,939,203*	*5,428,806*
Guinea fowls	*2,410,421*	*1,582,313*
Pigeons	*1,493,630*	*537,576*
Eggs and chickens:	**Quantity.**	**Total Value.**
Eggs produced in 1919 (include only chicken eggs produced, whether sold, used, incubated, or otherwise disposed of)	Doz. *1,654,044,932*	x x x
Eggs sold in 1919 produced on this farm	Doz. *1,010,813,258*	$ *404,562,912*
Chickens raised in 1919 (include all chickens raised, whether sold, consumed, or on hand	No. *473,200,699*	x x x
Chickens sold in 1919 (include those raised on this farm sold alive or dressed)	No. *140,811,045*	$ *119,722,603*

1910 CENSUS

Fowls over three months old on farm April 15, 1910:

KIND.	Number.	Value.	KIND.	Number.	Value.
Chickens	*280,340,959*	$ *140,193,129*	Geese	*4,431,980*	$ *3,194,507*
Turkeys	*3,688,708*	*6,605,818*	Guinea fowls	*1,765,031*	*613,282*
Ducks	*2,906,525*	*1,567,164*	Pigeons	*2,730,994*	*762,374*

Fowls and eggs produced in 1909:

Fowls of all kinds raised in 1909, whether sold, consumed, or on hand.... Number *488,468,354* Value ..... $ *202,506,272*

Fowls sold in 1909..... Number *153,600,169* Amount received *75,273,524*

Eggs produced in 1909.... Number of dozens *1,591,311,371* Value.... *306,688,960*

Eggs sold in 1909....Number of dozens *926,465,787* Amount received *180,768,249*

1900 CENSUS

Poultry and eggs: Number of fowls over 3 months old on the farm June 1, 1900. (Report guinea fowl with chickens.)

Chickens	Turkeys	Geese	Ducks
233,566,021	*6,594,695*	*5,676,788*	*4,785,850*

Value of poultry of all kinds and of all ages on hand June 1, 1900. $ *85,807,818*

Value of the poultry of all kinds and all ages raised in 1899, whether sold, consumed, or on hand June 1, 1900 ..... $ *136,830,152*

Dozens of eggs produced in 1899 ..... *1,293,662,433*

Total value of all eggs produced in 1899 ..... $ *144,240,541*

TABLE 1.—HISTORY OF ENUMERATION OF POULTRY AND POULTRY PRODUCTS—FACSIMILE COPIES OF PORTIONS OF SCHEDULES DEVOTED TO THESE ITEMS IN CENSUSES OF 1840 TO 1940.—Continued

(Figures in italics are United States totals)

1890 CENSUS

POULTRY.							
On hand June 1, 1890.				Value of all poultry sold in 1889.	Eggs produced in 1889.	Eggs sold in 1889.	Value of eggs sold in 1889.
Chickens.	Turkeys.	Geese.	Ducks.				
No.	No.	No.	No.	Dolls.	No.	No.	Dolls.
258,871,125	*10,754,060*	*8,440,175*	*7,544,080*	*Not available*	*819,722,916*	*Not available*	*Not available*

1880 CENSUS

POULTRY ON HAND JUNE 1, 1880, EXCLUSIVE OF SPRING HATCHING.		Eggs produced in 1879.
Barnyard.	Other.	
No.	No.	Doz.
102,272,135	*23,235,187*	*456,910,916*

1870 CENSUS

No inquiries.

1860 CENSUS

No inquiries.

1850 CENSUS

No inquiries.

1840 CENSUS

Value of poultry of all kinds. *$ 9,344,410*

included in the enumeration. In most cases the unit value is shown in the tables with the total value in order that the reader may take into consideration the fluctuations in price levels when comparing values.

On the 1940 Farm and Ranch Schedule, for the first time, individual questions were used to obtain the value of sales of each of nine separate classes of farm production, with nine questions used for the value of farm products sold or traded, and one for the value of farm products used by farm households. By means of these questions the information was obtained directly from the farm operator and the replies were used to classify the farms according to the largest or major source of income.

Tables 3, 4, 15, and 16 present data on income from farm products sold, traded, and used by farm households. In these tables income figures have been analyzed to show the relative importance of poultry in comparison with other farm enterprises and also, for poultry farms, the principal sources of income other than from poultry. Table 15 gives a comparison of the income on poultry farms with the income on all farms, presented by States, and table 16 shows for each State the relative importance of additional sources of income on poultry farms.

EXPLANATION OF COUNTY TABLES

County Table 1.—In this table are shown, by counties, data from the last three censuses for chickens on hand, eggs produced, chickens raised, and chickens sold. In order that the information may be more valuable, the tabulations were made in such manner as to show the information for each county in several groups based roughly on size of enterprise. Farms were classified according to the number of chickens on hand on the date of enumeration, and the information for all farms falling within the limits of each group was included in one group of totals. Thus, all farms having less than 25 chickens on hand were included in one group, those with 25 to 49 chickens on hand in the next group, and so on to the largest, which included farms reporting 3,200 or more on hand. By this means of presentation the degree of specialization in different areas becomes more apparent. It is recognized, however, that as of any particular date, the number of chickens on hand that are over 4 months old is not necessarily an accurate measure, in individual cases, of the size or extent of the poultry enterprise, particularly in the case of a farm following the practice of raising chickens for market as meat. On such farms the number of chickens on hand that were over the age specified in each census year usually would be small, and on many of the larger and more highly specialized establishments would be none. As a consequence in many counties, especially in the broiler areas, the average number of chickens raised per farm is larger in the groups of farms having few or no chickens on hand than in the higher groups.

A similar situation exists, although to a lesser degree, in the relation of egg production to the number of chickens on hand. While on most farms in the United States the number of chickens on hand over 4 months old is highest in the fall and declines through the winter and spring, reaching the lowest point in the succeeding summer, the specialized egg producer is varying this cycle usually in one of two ways. He may reduce to a minimum the number of birds in his laying flock in the period of low egg prices in early spring or late winter, or he may follow the practice of keeping his laying houses as full as possible throughout the year by starting chicks at two or more periods. Since these two procedures tend to offset each other the net effect depends on the practices most common in any given area. Examination of many county figures, particularly where relatively large flocks are found, will show a higher ratio of egg production to chickens on hand in small-sized groups than in medium-sized groups, indicating that some relatively large operations had been included with small operations because of the low inventory of chickens on the date of enumeration.

The increasing concentration of large egg-producing flocks in the northeast States is indicated in these tables. The large egg-producing States in this section had well over twice as many large flocks in 1940 as they had in 1930. A similar tendency to large chicken-raising establishments may be seen in some States in the increased number of birds raised per farm.

County Table 2.—In this table is presented, for the first time in any census, a classification of the farms in each county that reported chickens raised and turkeys raised based on the number raised. In this table under "Chickens raised" the total number of farms is divided into groups. The first group includes farms that raised less than 25 chickens in 1939; the second group, those that raised from 25 to 49 chickens; the succeeding groups, 50 to 99; 100 to 199; 200 to 399; 400 to 799; 800 to 1,599; 1,600 to 3,199; and the last group, those that raised 3,200 or more. In some counties where the number of farms reporting in the highest group were so few as to reveal data concerning individual operations, the reports were combined with those of the next highest group.

While a census taken as of the date of this publication would show considerable change in numbers of chickens raised, certain significant items are shown in County table 2 and United States table 9 which in all probability still hold true. Most of the chickens raised in the United States are in comparatively small groups as indicated by the fact that the largest number of farms reporting in any one group was 1,137,442, raising from 50 to 99 chickens each. The number reporting in the next higher group was 1,020,956 farms. Beyond this group the number of farms rapidly decreased. Only 8,879 farms, or 0.2 percent of the total farms reporting, raised more than 3,200 chickens. United States table 10 shows the percent distribution by States of the farms reporting chickens raised and turkeys raised by number raised.

California has the largest number of farms raising 3,200 or more chickens, but Delaware leads in the proportion of farms in this group, with 13 percent. Sussex County, Delaware, is the outstanding county in the United States in this respect, with 24 percent of its farms reporting raising 3,200 or more.

Farms reporting turkeys raised were distributed in much the same groups as the farms reporting chickens raised. In all tables the smallest groups included farms raising less than 50 turkeys in 1939; in the county table the highest group is that for 200 and over. United States table 10 shows the percent distribution by States of these farms in groups up to "1,600 and over" turkeys raised. Utah has the largest proportion of farms raising 1,600 turkeys or more with 13.6 percent; followed by Oregon, California, and Iowa in the order named ranging from 5.8 to 5.0 percent.

TABLE 2.—POULTRY ON HAND AND POULTRY PRODUCTS—FARMS REPORTING, NUMBER, DOZENS OF EGGS, AND VALUE, 1880 TO 1940, WITH VALUE OF POULTRY, 1840; FOR THE UNITED STATES

(Data for poultry on hand for 1940 and 1930 relate to Apr. 1; for 1935, 1925, and 1920 to Jan. 1; for 1910 to Apr. 15; and for earlier years to June 1)

ITEM		FARMS REPORTING		NUMBER		VALUE		
		Total	Percent of all farms	Total	Average per farm reporting	Dollars	Average per unit (dollars)	Percent of total value of poultry on hand
POULTRY ON HAND[1]								
All (any) poultry	1940	5,167,783	64.8	xxxxxxxxxxxx	xxxxxxxx	199,658,215	xxxxxxxx	100.0
	1920	5,852,040	90.8	xxxxxxxxxxxx	xxxxxxxx	375,394,057	xxxxxxxx	100.0
	1910	5,585,032	87.8	xxxxxxxxxxxx	xxxxxxxx	154,665,220	xxxxxxxx	100.0
	1900	5,095,280	88.8	xxxxxxxxxxxx	xxxxxxxx	85,807,818	xxxxxxxx	100.0
	1840	(2)	(2)	(2)	(2)	9,344,410	(2)	100.0
Chickens	1940	5,150,055	84.5	337,949,145	65.6	189,085,762	0.56	94.7
	1935	5,833,079	85.6	371,605,136	63.7	191,503,852	0.52	(2)
	1930	5,372,597	85.4	378,878,281	70.5	321,624,749	0.85	(2)
	1925	5,505,617	86.4	409,290,849	74.3	379,011,450	0.93	(2)
	1920	5,837,367	90.5	359,557,127	61.6	349,508,867	0.97	93.6
	1910	5,578,425	87.7	280,340,959	50.3	140,193,129	0.50	90.6
	[3]1900	(2)	(2)	233,566,021	(2)	(2)	(2)	(2)
	1890	(2)	(2)	258,871,125	(2)	(2)	(2)	(2)
	[4]1880	(2)	(2)	102,272,135	(2)	(2)	(2)	(2)
Turkeys	1940	443,410	7.3	4,361,752	9.8	7,462,340	1.71	3.7
	1935	676,114	9.9	5,381,912	8.0	11,667,677	2.17	(2)
	1920	670,854	10.4	3,627,028	5.4	12,904,989	3.56	3.5
	1910	871,123	15.7	3,688,708	4.2	6,605,818	1.79	4.3
	1900	(2)	(2)	6,594,695	(2)	(2)	(2)	(2)
	1890	(2)	(2)	10,754,080	(2)	(2)	(2)	(2)
Ducks	1940	257,729	4.2	2,460,087	9.5	1,569,250	0.64	0.8
	1920	461,363	7.2	2,817,624	6.1	3,373,966	1.20	0.9
	1910	503,704	7.9	2,906,525	5.8	1,587,164	0.54	1.0
	1900	(2)	(2)	4,785,850	(2)	(2)	(2)	(2)
	1890	(2)	(2)	7,544,080	(2)	(2)	(2)	(2)
Geese	1940	131,368	2.2	634,868	4.8	638,545	1.00	0.3
	1920	527,836	8.2	2,939,203	5.6	5,428,806	1.85	1.5
	1910	662,324	10.4	4,431,980	6.7	3,194,507	0.72	2.1
	1900	(2)	(2)	5,676,788	(2)	(2)	(2)	(2)
	1890	(2)	(2)	8,440,175	(2)	(2)	(2)	(2)
Guineas	1940	127,306	2.1	841,016	6.6	260,426	0.31	0.1
	1920	383,632	5.9	2,410,421	6.3	1,582,313	0.66	0.4
	1910	339,538	5.3	1,765,051	5.2	613,282	0.35	0.4
Pigeons	1940	2,305	(5)	357,594	155.1	87,553	0.24	(5)
	1920	77,789	1.2	1,493,650	19.2	537,576	0.36	0.1
	1910	109,407	1.7	2,730,994	25.0	762,374	0.28	0.5
Pheasants	1940	952	(5)	153,359	161.1	357,578	2.33	0.2
	1910	99	(5)	4,171	42.1	12,328	2.96	(5)
Quail	1940	274	(5)	53,017	193.5	96,088	1.81	(5)
Unspecified and other	1940	14,330	0.2	85,971	5.9	100,673	1.20	0.1
	[6]1920	4	(5)	231	57.8	57,540	249.09	(5)
	[7]1910	(2)	(2)	11,822	(2)	1,714,618	145.04	1.1
	[6]1900	(2)	(2)	684	(2)	51,225	74.89	0.1
POULTRY PRODUCTS								% total value of poultry products
Total value (eggs produced and poultry raised)	1939	----------	----------	xxxxxxxxxxxx	----------	850,733,361	xxxxxxxx	100.0
	[8]1929	----------	----------	xxxxxxxxxxxx	----------	1,446,994,181	xxxxxxxx	100.0
	[9]1909	----------	----------	xxxxxxxxxxxx	----------	509,195,232	xxxxxxxx	100.0
	[9]1899	----------	----------	xxxxxxxxxxxx	----------	281,070,693	xxxxxxxx	100.0
Chicken eggs produced (dozens)	1939	4,875,472	80.0	2,391,091,510	490	415,470,689	0.17	48.8
	1934	5,579,199	81.9	2,160,908,310	387	365,182,017	0.17	(2)
	1929	(2)	(2)	2,689,719,158	(2)	799,261,156	0.30	55.2
	[10]1924	(2)	(2)	1,913,245,129	(2)	571,938,492	0.30	(2)
	[11]1919	5,362,771	85.2	1,654,044,932	308	661,082,803	0.40	(2)
	[12]1909	(2)	(2)	1,574,979,416	(2)	303,296,012	0.19	59.6
Eggs of all kinds produced (dozens)	1909	4,883,507	76.8	1,591,311,371	326	308,688,980	0.19	60.2
	1899	(2)	(2)	1,293,662,433	(2)	144,240,541	0.11	51.3
	1869	(2)	(2)	819,722,918	(2)	(2)	(2)	(2)
	1879	(2)	(2)	456,910,918	(2)	(2)	(2)	(2)
Chicken eggs sold (dozens)	1929	3,872,482	81.6	1,955,459,459	505	585,868,022	0.30	40.5
	1919	4,088,169	63.4	1,010,815,258	247	404,562,912	0.40	(2)
	[13]1909	3,860,067	60.7	928,465,787	240	180,768,249	0.20	35.5
Chickens sold	1939	2,519,078	41.3	300,498,018	119	170,698,224	0.57	20.1
	1929	3,129,715	49.8	284,625,901	91	262,516,035	0.92	18.1
	1919	2,698,211	41.8	140,811,045	52	119,722,603	0.85	(2)
	[14]1909	3,038,952	47.8	153,600,189	51	75,273,524	0.49	14.8
All poultry raised	1939	4,713,520	77.3	(2)	(2)	435,282,672	(2)	51.2
	[8]1929	(2)	(2)	(2)	(2)	647,733,025	(2)	44.8
	[15]1909	4,852,498	76.0	488,468,354	101	202,506,272	0.41	39.8
	[9]1899	(2)	(2)	(2)	(2)	136,830,152	(2)	48.7
Chickens raised	1939	4,674,462	76.7	660,565,663	141	359,10.,379	0.54	42.2
	1934	5,212,762	76.5	598,867,134	115	305,714,282	0.51	(2)
	1929	5,293,208	84.2	673,092,052	127	581,110,136	0.86	40.2
	[16]1924	(2)	(2)	545,848,055	(2)	419,380,528	0.77	(2)
	[17]1919	4,578,202	71.0	475,200,699	103	386,111,787	0.82	(2)
	[9]1909	(2)	(2)	460,611,201	(2)	184,902,527	0.40	36.3
Turkeys raised	1939	389,352	8.4	27,933,756	72	62,715,946	2.25	7.4
	1929	637,845	10.1	16,794,485	26	47,767,826	2.84	3.3
Ducks raised	1939	178,785	2.9	12,138,820	68	9,920,431	0.82	1.2
	1929	470,418	7.5	11,337,487	24	12,211,317	1.08	0.8

See footnotes at end of table.

TABLE 2.—POULTRY ON HAND AND POULTRY PRODUCTS—FARMS REPORTING, NUMBER, DOZENS OF EGGS, AND VALUE, 1880 TO 1940, WITH VALUE OF POULTRY, 1840; FOR THE UNITED STATES—Continued

(Data for poultry on hand for 1940 and 1930 relate to Apr. 1; for 1935, 1925, and 1920 to Jan. 1; for 1910 to Apr. 15; and for earlier years to June 1)

ITEM		FARMS REPORTING		NUMBER		VALUE		
		Total	Percent of all farms	Total	Average per farm reporting	Dollars	Average per unit (dollars)	Percent of total value of poultry products
POULTRY PRODUCTS—Continued								
Geese raised	1939	85,413	1.4	1,152,299	13	1,486,879	1.29	0.2
	1929	396,727	6.3	3,989,851	10	6,643,746	1.67	0.5
Guineas raised	1939	65,590	1.1	948,755	14	324,524	0.34	(5)
Pigeons raised	1939	1,913	(5)	1,312,348	686	314,952	0.24	(5)
Pheasants raised	1939	669	(5)	573,363	857	1,031,498	1.80	0.1
Quail raised	1939	199	(5)	171,434	861	215,394	1.26	(5)
Unspecified and other raised	1939	9,591	0.2	143,149	15	145,669	1.02	(5)

[1] Over 4 months old, 1940; over 3 months old, 1935, 1930, 1910, and 1900; "exclusive of spring hatching," 1880; and in other years no age specified.
[2] Not available.
[3] Includes guinea fowls.
[4] Number shown excludes "other" than barnyard fowls.
[5] Less than one-tenth of 1 percent.
[6] Includes ostriches.
[7] Includes ostriches, peafowls, and India jungle fowls.
[8] Includes chickens, turkeys, ducks, and geese raised.
[9] Includes estimates for incomplete reports.
[10] Number includes estimates for farms reporting chickens on hand with no report for eggs produced.
[11] Includes estimate of 82,715,742 dozens of eggs, valued at $54,305,877, for farms reporting chickens with no report for eggs produced. Farms reporting not increased.
[12] To obtain figures for chicken eggs alone in 1909, the quantity and value of eggs of other kinds were estimated and deducted from the totals.
[13] Eggs of all kinds.
[14] Fowls of all kinds.
[15] Includes estimates for incomplete reports. Farms reporting not increased.
[16] Number includes estimates for farms reporting chickens on hand with no report for chickens raised.
[17] Includes estimate of 67,788,435 chickens raised, valued at $53,969,236, for farms reporting chickens with no report for chickens raised. Farms reporting not increased.

TABLE 3.—VALUE OF FARM PRODUCTS—FARMS REPORTING AND VALUE OF FARM PRODUCTS SOLD, TRADED, OR USED BY FARM HOUSEHOLDS CLASSIFIED BY SOURCE OF INCOME, 1939; FOR THE UNITED STATES

SOURCE OF FARM INCOME	FARMS REPORTING		VALUE OF PRODUCTS SOLD, TRADED, OR USED	
	Number of farms	Percent of total	Amount (dollars)	Percent of total
All farms	6,096,799	100.0	xxxxxxxxxxxxxxxx	xxxxxxxxxxxx
Farms with no farm products sold, traded, or used	88,502	1.5	———	———
Farms, unclassified	39,542	0.6	xxxxxxxxxxxxxxxx	xxxxxxxxxxxx
Farms with products sold, traded, or used by farm households[1]	5,968,755	97.9	7,813,644,567	100.0
Livestock and livestock products sold or traded	4,456,508	73.1	3,547,482,358	45.4
Livestock sold or traded[2]	3,201,965	52.5	1,765,611,156	22.6
Livestock products sold or traded	4,113,539	67.5	1,781,871,202	22.8
Poultry and poultry products	3,507,802	57.5	555,411,698	7.1
Dairy products	2,647,851	43.4	1,118,192,799	14.3
Other livestock products	680,463	11.2	108,266,705	1.4
Crops sold or traded[3]	4,225,175	69.3	3,094,947,321	39.6
Field crops sold or traded[4]	3,825,478	62.7	2,470,727,331	31.6
Vegetables harvested for sale[4]	458,011	7.5	199,526,002	2.6
Fruits and nuts sold or traded	668,785	11.0	295,350,985	3.8
Horticultural specialties sold[5]	28,774	0.5	129,345,003	1.7
Forest products sold[3]	276,611	4.5	39,151,615	0.5
Farm products used by farm households	5,755,078	94.4	1,132,065,275	14.5

[1] Includes farms with usable reports for value of farm products sold, traded, or used by farm households; but excludes farms with no products sold, traded, or used by farm households, and, also, unclassified farms. [2] Excludes poultry, bees, and fur-bearing animals. [3] Value of sales for maple sirup and sugar included with "Forest products." [4] The value of sales for Irish and sweet potatoes included with "Field crops," not with "Vegetables." [5] The number of farms reporting "Horticultural specialties" shown in this table includes only those reporting sales in 1939.

TABLE 4.—CLASSIFICATION BY MAJOR SOURCE OF INCOME—FARMS CLASSIFIED BY MAJOR SOURCE OF INCOME AND INCOME FROM MAJOR SOURCE ON FARMS AS CLASSIFIED, 1939; FOR THE UNITED STATES

CLASSIFICATION BY MAJOR SOURCE OF INCOME	FARMS CLASSIFIED BY MAJOR SOURCE OF INCOME		INCOME FROM MAJOR SOURCE ON FARMS AS CLASSIFIED (DOLLARS)	
	Number of farms	Percent of total	Amount	Average per farm
Farms with products sold, traded, or used by farm households[1]	5,968,755	100.0	7,813,644,567	1,309
Livestock and livestock products farms	1,582,989	26.5	3,459,935,991	2,186
Livestock farms[2a]	726,162	12.2	1,836,270,543	2,529
Livestock products farms	856,827	14.4	1,623,665,448	1,895
Poultry farms[2b]	217,570	3.6	359,097,849	1,650
Dairy farms[2c]	619,008	10.4	1,214,181,902	1,962
Other livestock products farms[2d]	20,251	0.3	50,385,697	2,488
Crop farms	2,419,737	40.5	5,627,852,248	1,499
Field crop farms[2e]	2,186,988	36.6	3,016,168,444	1,379
Vegetable farms[2f]	80,116	1.3	179,505,250	2,241
Fruit and nut farms[2g]	133,685	2.2	300,975,952	2,251
Horticultural specialty farms[2h]	18,950	0.3	131,202,602	6,924
Forest products farms[2i]	23,300	0.4	25,959,042	1,115
Subsistence farms[2j]	1,942,729	32.5	699,917,286	360

[1] Includes farms with usable reports for value of farm products sold, traded, or used by farm households; but excludes farms with no products sold, traded, or used by farm households, and, also, unclassified farms. [2] Farms with major source of income from: (a) Livestock sold or traded, exclusive of poultry, bees, and fur-bearing animals; (b) poultry and poultry products sold or traded; (c) dairy products sold or traded; (d) other livestock products sold or traded; (e) field crops sold or traded including value of sales of Irish and sweet potatoes; (f) vegetables harvested for sale; (g) fruits and nuts sold or traded; (h) horticultural specialties sold; (i) forest products sold; (j) farm products used by farm households.

VALUE OF SPECIFIED SPECIES OF LIVESTOCK IN THE UNITED STATES: 1850 - 1940



VALUE OF CHICKENS IN THE UNITED STATES: 1910 - 1940



CHICKENS - NUMBER ON HAND IN THE UNITED STATES: 1880 - 1940



CHICKENS - FARMS REPORTING 400 OR MORE ON HAND, BY STATES: 1940 AND 1930



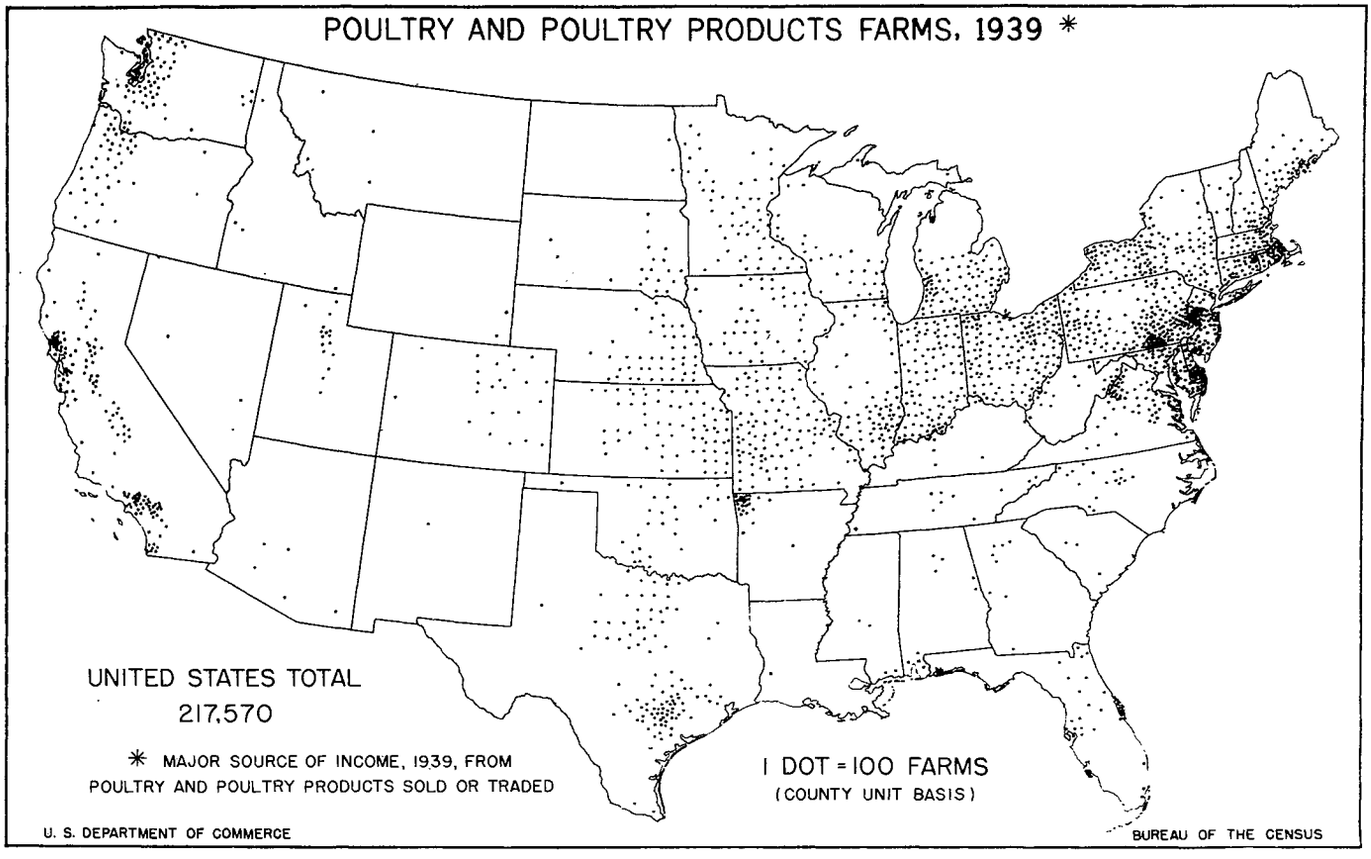
POULTRY AND POULTRY PRODUCTS FARMS, 1939 *
UNITED STATES TOTAL
217,570
* MAJOR SOURCE OF INCOME, 1939, FROM POULTRY AND POULTRY PRODUCTS SOLD OR TRADED
1 DOT = 100 FARMS
(COUNTY UNIT BASIS)
U. S. DEPARTMENT OF COMMERCE
BUREAU OF THE CENSUS

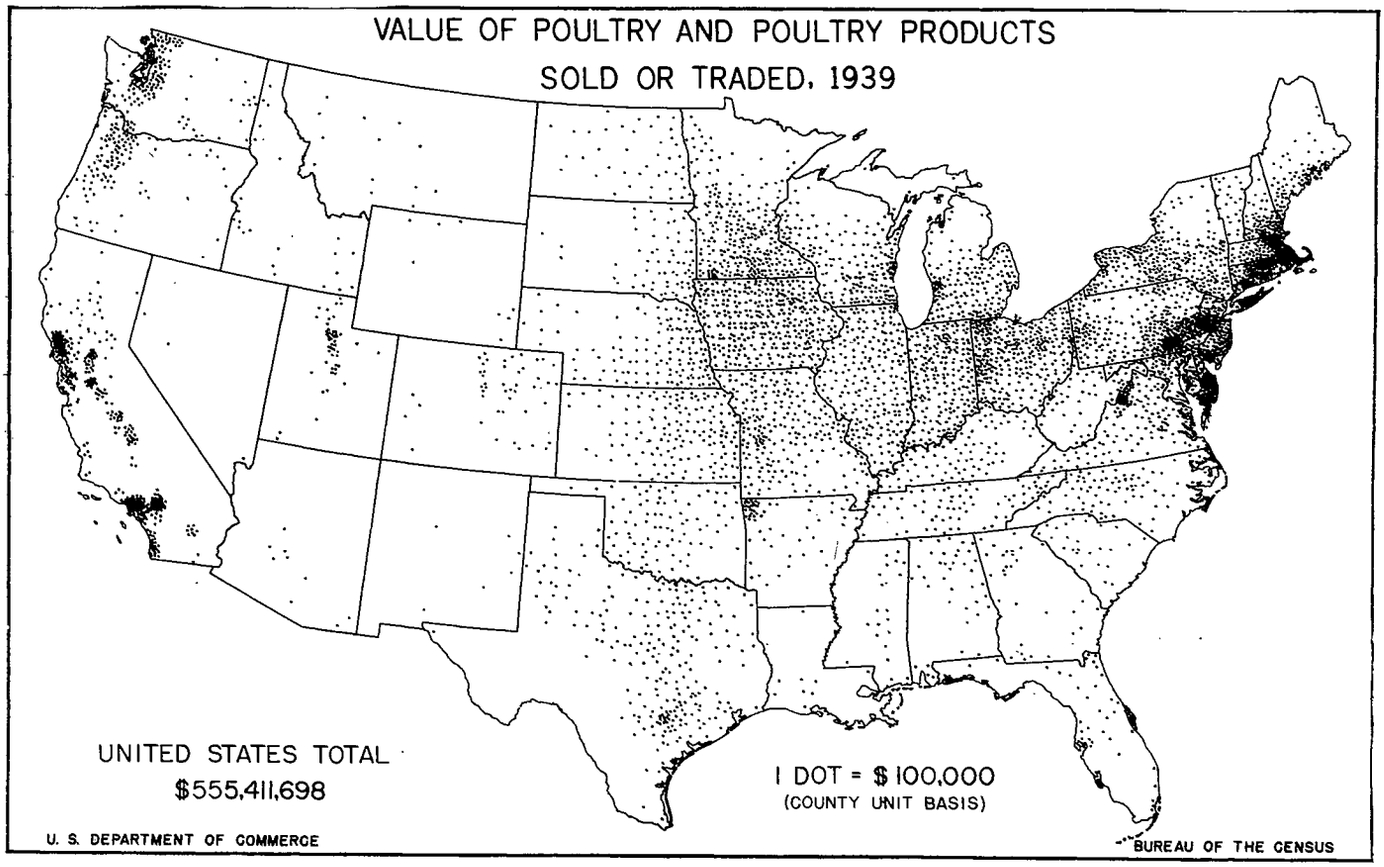
VALUE OF POULTRY AND POULTRY PRODUCTS
SOLD OR TRADED, 1939
UNITED STATES TOTAL
$555,411,698
1 DOT = $100,000
(COUNTY UNIT BASIS)
U. S. DEPARTMENT OF COMMERCE
BUREAU OF THE CENSUS

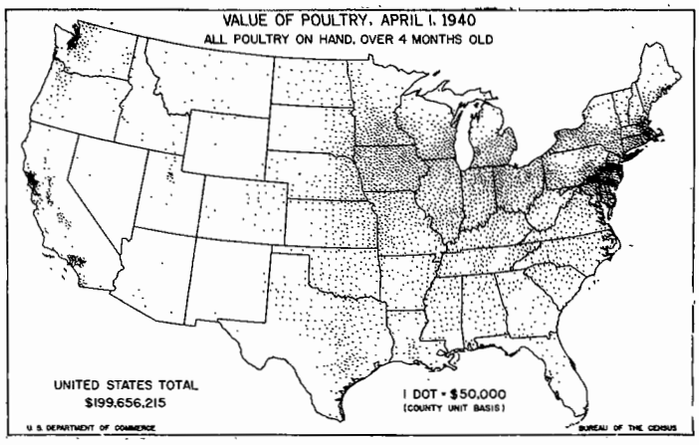
VALUE OF POULTRY, APRIL 1, 1940
ALL POULTRY ON HAND, OVER 4 MONTHS OLD
UNITED STATES TOTAL
$199,656,215
1 DOT = $50,000
(COUNTY UNIT BASIS)
U. S. DEPARTMENT OF COMMERCE
BUREAU OF THE CENSUS

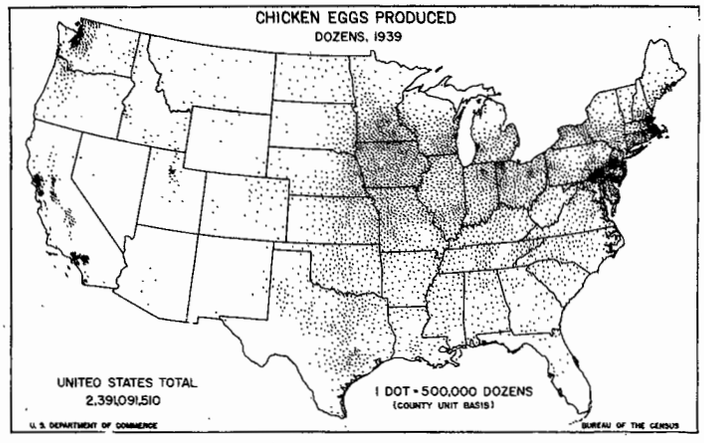
CHICKEN EGGS PRODUCED
DOZENS, 1939
UNITED STATES TOTAL
2,391,091,510
1 DOT = 500,000 DOZENS
(COUNTY UNIT BASIS)
U. S. DEPARTMENT OF COMMERCE
BUREAU OF THE CENSUS

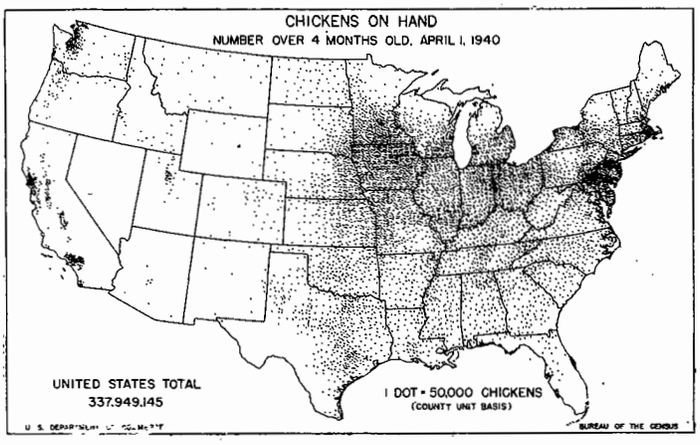
CHICKENS ON HAND
NUMBER OVER 4 MONTHS OLD, APRIL 1, 1940
UNITED STATES TOTAL
337,949,145
1 DOT = 50,000 CHICKENS
(COUNTY UNIT BASIS)
BUREAU OF THE CENSUS

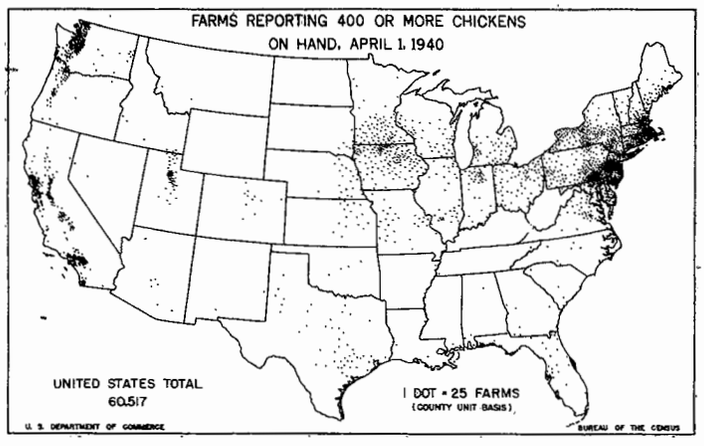
FARMS REPORTING 400 OR MORE CHICKENS
ON HAND, APRIL 1, 1940
UNITED STATES TOTAL
60,517
1 DOT = 25 FARMS
(COUNTY UNIT BASIS)
U. S. DEPARTMENT OF COMMERCE
BUREAU OF THE CENSUS

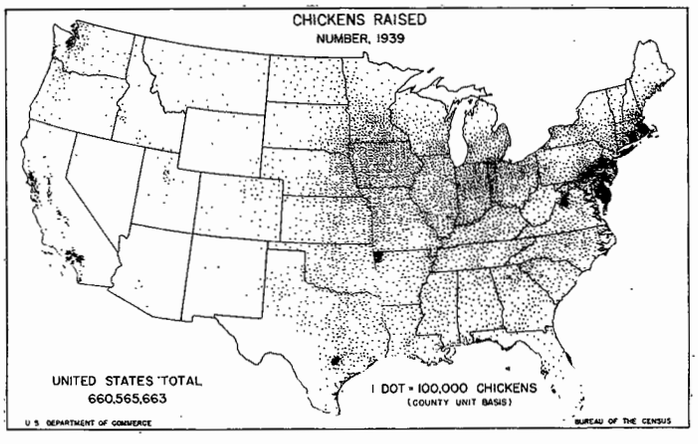
CHICKENS RAISED
NUMBER, 1939
UNITED STATES TOTAL
660,565,663
1 DOT = 100,000 CHICKENS
(COUNTY UNIT BASIS)
U. S. DEPARTMENT OF COMMERCE
BUREAU OF THE CENSUS

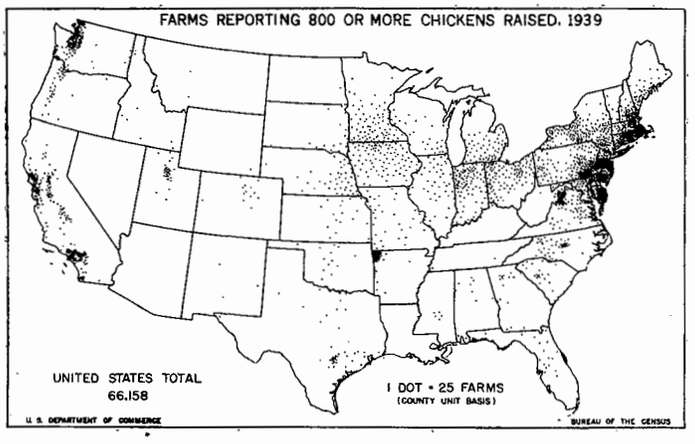
FARMS REPORTING 800 OR MORE CHICKENS RAISED, 1939
UNITED STATES TOTAL
66,158
1 DOT = 25 FARMS
(COUNTY UNIT BASIS)
U. S. DEPARTMENT OF COMMERCE
BUREAU OF THE CENSUS

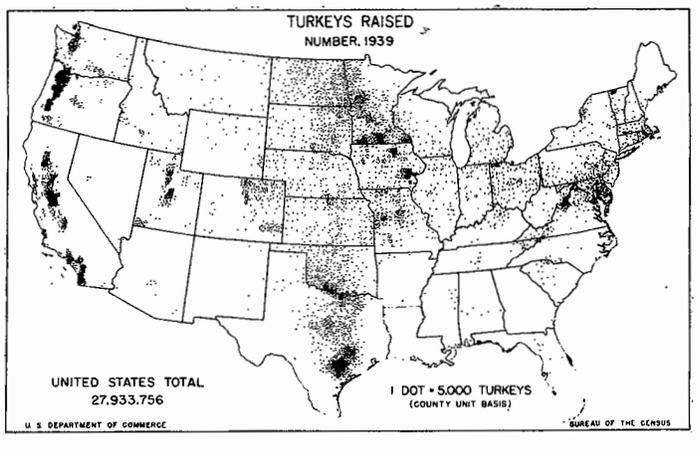
TURKEYS RAISED
NUMBER, 1939
UNITED STATES TOTAL
27,933,756
1 DOT = 5,000 TURKEYS
(COUNTY UNIT BASIS)
U. S. DEPARTMENT OF COMMERCE
BUREAU OF THE CENSUS

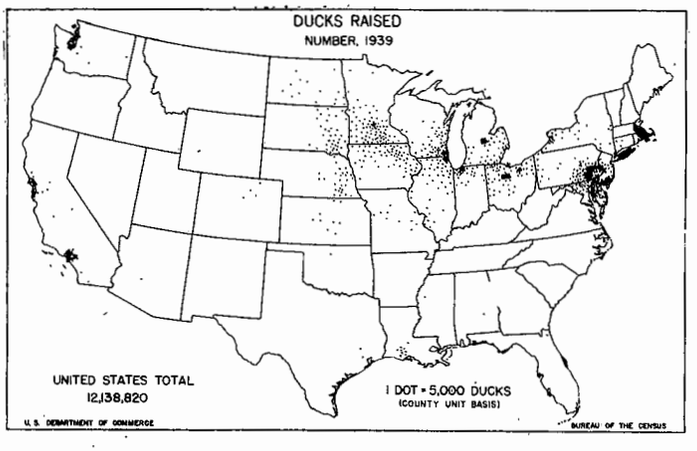
DUCKS RAISED
NUMBER, 1939
UNITED STATES TOTAL
12,138,820
1 DOT = 5,000 DUCKS
(COUNTY UNIT BASIS)
U. S. DEPARTMENT OF COMMERCE
BUREAU OF THE CENSUS

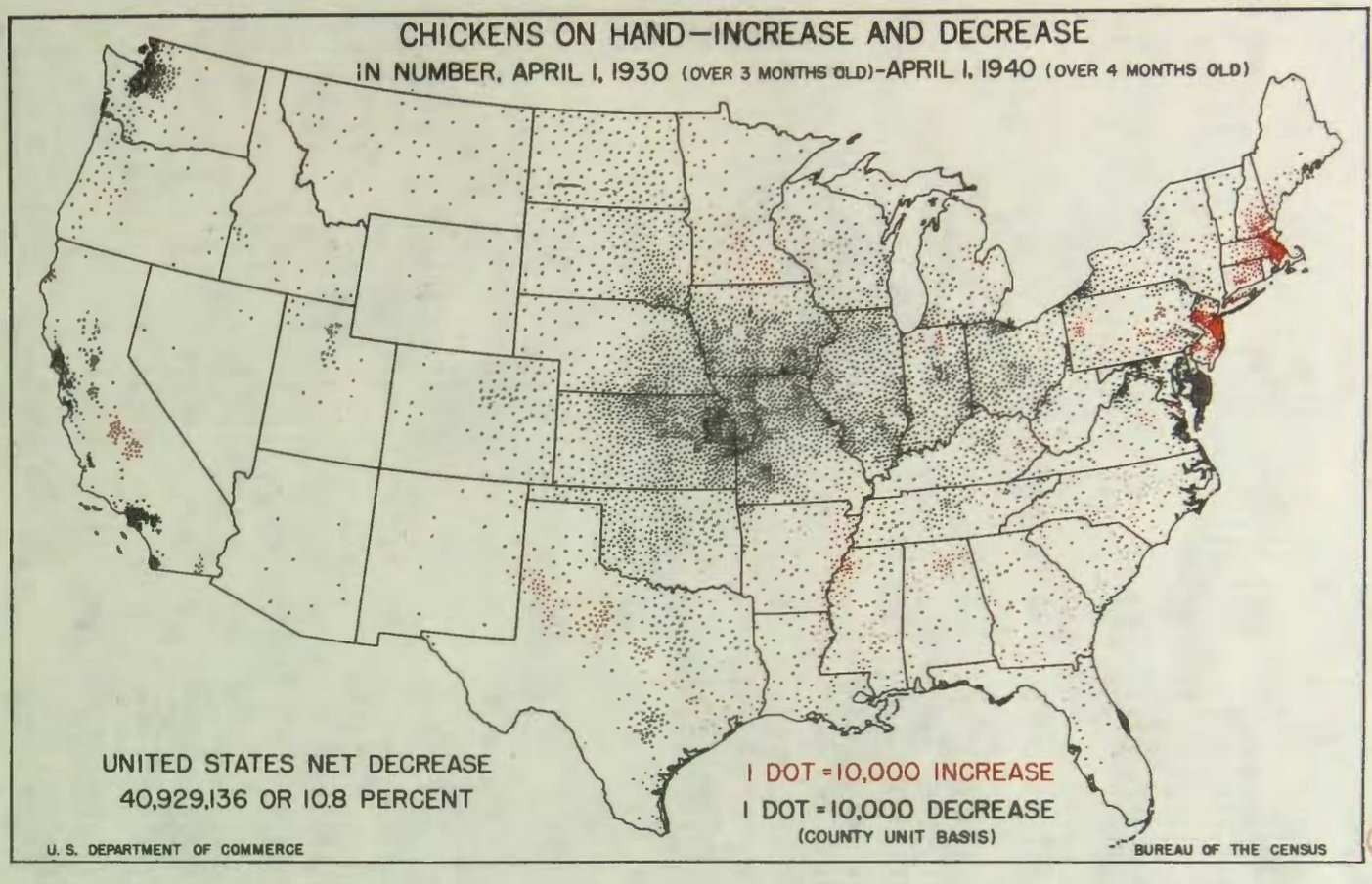
CHICKENS ON HAND—INCREASE AND DECREASE
IN NUMBER, APRIL 1, 1930 (OVER 3 MONTHS OLD)-APRIL 1, 1940 (OVER 4 MONTHS OLD)
UNITED STATES NET DECREASE
40,929,136 OR 10.8 PERCENT
1 DOT = 10,000 INCREASE
1 DOT = 10,000 DECREASE
(COUNTY UNIT BASIS)
U. S. DEPARTMENT OF COMMERCE
BUREAU OF THE CENSUS

34

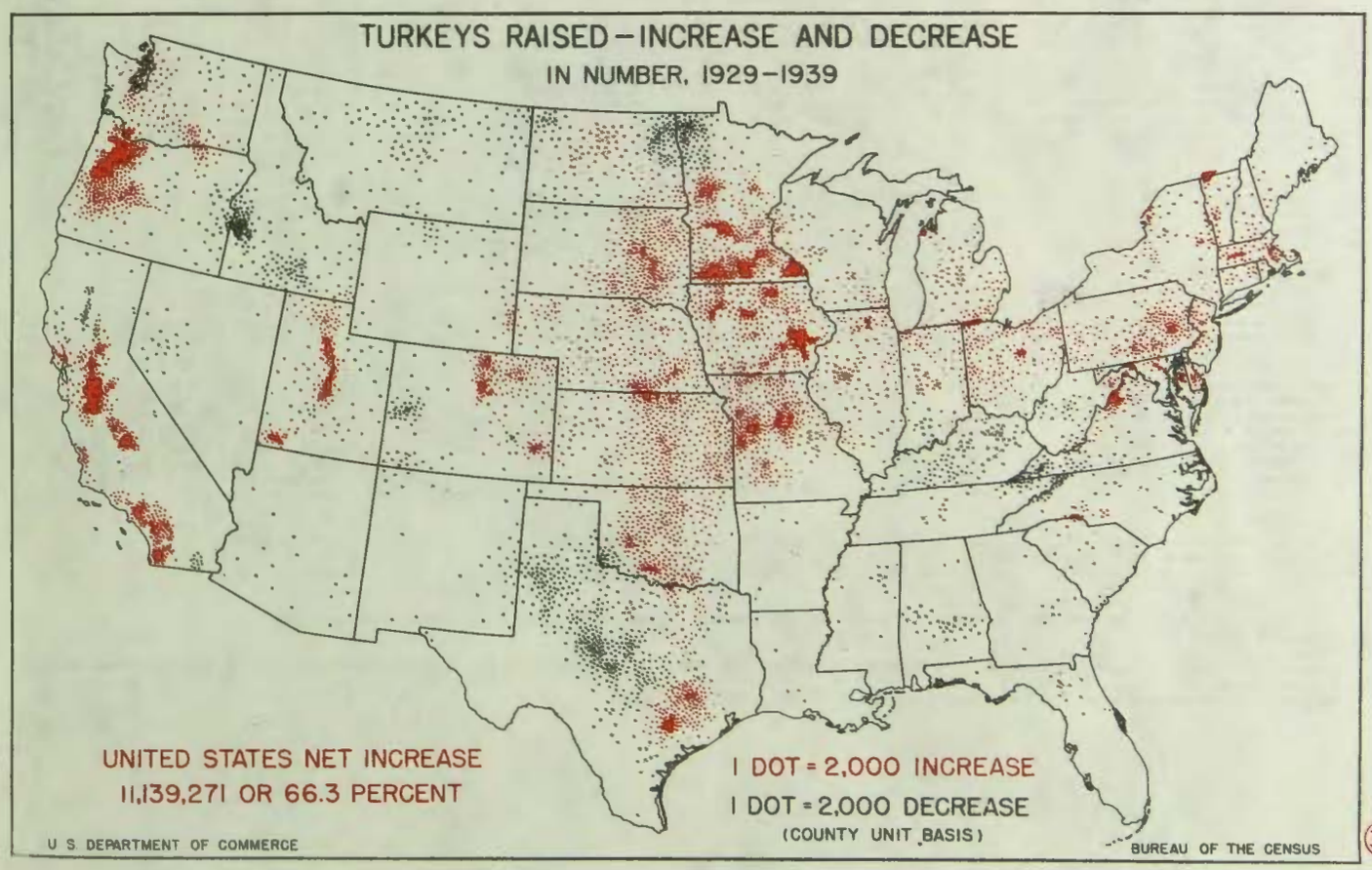
TURKEYS RAISED—INCREASE AND DECREASE
IN NUMBER, 1929–1939
UNITED STATES NET INCREASE
11,139,271 OR 66.3 PERCENT
1 DOT = 2,000 INCREASE
1 DOT = 2,000 DECREASE
(COUNTY UNIT BASIS)
U. S. DEPARTMENT OF COMMERCE
BUREAU OF THE CENSUS

32

TABLE 5.—CHICKENS ON HAND—FARMS REPORTING, 1910 TO 1940; NUMBER, 1880 TO 1940; AND VALUE, 1940, 1935, AND

	DIVISION AND STATE	FARMS REPORTING ANY POULTRY					Farms reporting chickens on hand,[2] 1940, and/or raised, 1939	CHICKENS OF SPECIFIED AGES[1] ON HAND										
		On hand,[1] 1940 and/or raised, 1939	On hand[1]			Raised, 1939		Farms reporting						Percent of all farms				
			1940	1910	1900			1940	1935	1930	1925	1920	1910	1940	1935	1930	1925	1920	1910
1	United States	5,222,021	5,167,763	5,585,032	5,095,280	4,713,520	5,204,286	5,150,055	5,853,079	5,372,597	5,505,617	5,857,367	5,578,425	84.5	85.6	85.4	86.4	90.5	87.7
	GEOGRAPHIC DIVISIONS:																		
2	New England	77,018	73,482	150,643	158,688	65,799	75,938	72,477	102,082	90,904	123,747	127,888	150,010	53.6	64.5	72.8	77.6	81.7	79.5
3	Middle Atlantic	272,954	266,929	428,443	447,044	231,143	271,262	265,233	326,296	310,586	367,535	389,651	427,938	76.2	82.0	86.9	87.7	91.7	91.4
4	East North Central	863,068	851,913	1,045,736	1,053,922	755,712	859,873	848,599	958,674	881,241	959,107	1,020,865	1,045,350	84.3	88.5	91.2	91.2	94.1	93.0
5	West North Central	973,911	966,143	1,007,771	960,216	894,657	969,627	961,775	1,051,526	1,025,491	1,017,008	1,023,685	1,007,146	88.2	89.1	92.2	91.5	93.3	90.7
6	South Atlantic	896,897	888,505	971,758	850,074	829,060	895,611	887,005	1,003,433	908,187	964,410	1,052,718	970,381	87.0	87.5	85.8	87.0	90.8	87.3
7	East South Central	912,035	904,885	897,145	798,398	843,252	911,073	903,923	991,061	886,169	856,725	946,904	895,734	88.3	87.1	83.4	85.2	90.0	85.9
8	West South Central	869,297	865,924	808,267	642,917	793,864	867,540	861,915	991,875	907,266	842,589	886,673	807,121	89.4	87.2	82.2	82.8	89.0	85.6
9	Mountain	173,587	171,296	126,986	72,205	149,718	172,535	170,413	201,798	181,761	183,352	196,768	126,757	73.0	74.4	75.3	78.6	80.6	69.1
10	Pacific	183,254	180,686	148,283	111,816	152,315	180,827	178,715	206,334	180,992	191,144	192,215	147,988	64.7	68.9	69.2	72.0	82.1	77.9
	NEW ENGLAND:																		
11	Maine	21,438	20,339	46,440	48,043	17,529	21,231	20,127	27,619	27,342	37,168	38,464	46,185	51.6	65.9	70.1	74.3	79.8	77.0
12	New Hampshire	8,893	8,406	20,966	23,500	7,112	8,743	8,261	11,651	10,451	14,999	16,359	20,868	49.9	65.8	70.1	71.2	79.7	77.1
13	Vermont	13,468	13,042	27,528	28,711	11,152	13,309	12,903	18,344	18,677	22,145	24,451	27,463	54.7	67.8	75.0	79.7	84.1	84.0
14	Massachusetts	17,734	16,882	28,154	30,504	14,685	17,354	16,547	21,759	18,078	26,017	25,425	28,018	51.9	62.0	70.6	77.8	79.5	75.9
15	Rhode Island	1,893	1,824	4,341	4,866	1,770	1,857	1,793	2,955	2,584	3,415	3,534	4,315	59.5	68.3	77.8	87.3	86.6	81.5
16	Connecticut	13,592	12,989	23,214	23,064	11,571	13,444	12,846	19,754	13,772	20,003	19,655	23,161	60.7	61.4	80.1	86.1	86.8	86.4
	MIDDLE ATLANTIC:																		
17	New York	110,605	107,655	193,141	206,389	90,380	109,779	106,840	136,387	133,086	160,043	174,047	192,836	69.7	77.0	83.5	84.8	90.1	89.4
18	New Jersey	19,569	18,891	30,144	30,958	17,233	19,381	18,692	22,541	20,629	25,977	26,972	30,076	72.4	76.7	81.3	87.6	90.8	89.8
19	Pennsylvania	142,780	140,383	205,158	209,697	123,530	142,102	139,701	167,368	156,871	181,515	188,632	205,026	82.7	87.5	91.0	90.6	93.3	93.5
	EAST NORTH CENTRAL:																		
20	Ohio	200,151	197,336	253,685	256,824	174,141	199,487	196,658	224,684	200,077	224,151	241,578	253,608	84.1	88.1	91.2	91.6	94.1	93.2
21	Indiana	161,813	159,353	202,362	208,652	144,191	161,463	158,980	181,480	167,046	180,931	194,239	202,317	86.1	90.4	92.0	92.4	94.7	93.9
22	Illinois	195,678	193,987	237,165	247,034	178,945	195,300	193,554	215,363	202,310	212,419	226,740	237,067	90.7	93.1	94.3	94.2	95.6	94.1
23	Michigan	149,604	147,216	189,417	185,241	127,253	148,653	146,234	163,685	146,254	167,408	180,864	189,315	78.0	83.1	86.4	87.0	92.0	91.5
24	Wisconsin	155,822	154,021	163,107	156,171	131,182	154,970	153,173	173,762	165,554	174,198	177,644	163,045	82.0	86.9	91.1	90.2	93.8	92.0
	WEST NORTH CENTRAL:																		
25	Minnesota	166,180	164,185	142,659	136,623	148,618	164,417	162,551	173,888	167,475	167,808	163,818	142,581	82.4	85.5	90.4	89.1	91.8	91.3
26	Iowa	199,351	198,120	204,635	214,832	181,614	199,040	197,849	206,657	205,451	202,782	203,077	204,569	92.7	93.1	95.6	95.0	95.1	94.3
27	Missouri	233,755	231,874	259,628	265,203	213,562	233,290	231,350	251,004	236,095	236,828	248,575	259,450	90.3	90.1	92.2	90.9	94.5	93.6
28	North Dakota[4]	63,071	62,640	61,532	34,464	59,699	62,415	61,953	70,273	69,395	67,329	69,722	61,452	83.8	83.1	89.0	88.6	89.7	82.6
29	South Dakota[4]	64,612	64,270	61,561	44,756	60,497	64,209	63,818	72,339	74,780	71,473	67,687	61,492	88.1	86.8	89.9	89.9	90.7	79.2
30	Nebraska	109,998	109,135	115,591	108,504	103,858	109,705	108,786	121,630	120,457	118,116	116,083	115,512	89.9	91.0	92.0	92.5	93.3	89.1
31	Kansas	136,944	135,919	162,165	155,834	126,809	136,551	135,468	155,735	151,838	152,574	154,723	162,090	86.7	89.2	91.4	92.0	93.6	91.1
	SOUTH ATLANTIC:																		
32	Delaware	7,839	7,216	10,095	9,312	7,167	7,801	7,153	9,039	8,930	9,518	9,749	10,090	79.5	87.1	92.0	92.8	96.1	93.1
33	Maryland	35,799	35,051	46,054	42,295	32,594	35,640	34,847	39,416	39,648	44,788	45,564	46,006	82.8	88.8	91.6	91.4	95.1	94.0
34	Dist. of Columbia	30	28	159	95	19	29	27	44	68	74	170	159	41.5	49.4	65.4	55.2	83.3	73.3
35	Virginia	155,649	153,788	170,207	154,123	145,121	155,364	153,471	175,948	155,313	175,538	175,167	169,991	87.8	89.0	91.0	90.6	94.1	92.4
36	West Virginia	85,543	84,323	89,205	85,041	75,315	85,424	84,181	93,951	75,431	81,412	82,389	89,099	84.8	89.7	91.3	90.1	94.4	92.2
37	North Carolina	247,303	245,378	223,808	196,721	229,621	247,091	245,122	265,607	241,475	245,372	247,062	223,457	88.1	88.3	86.3	86.6	91.6	88.1
38	South Carolina	124,582	124,049	146,855	132,401	117,485	124,459	123,914	146,135	132,881	146,901	169,590	146,487	90.1	88.3	84.1	85.0	88.0	83.0
39	Georgia	196,959	195,967	244,719	195,136	183,765	196,792	195,788	222,836	213,818	216,303	278,004	244,453	90.6	88.9	83.7	86.8	89.5	84.0
40	Florida	43,193	42,705	40,658	34,950	37,973	43,011	42,502	50,457	40,623	44,504	45,023	40,637	68.3	69.3	68.9	75.2	83.4	81.2
	EAST SOUTH CENTRAL:																		
41	Kentucky	225,175	222,377	231,462	211,891	210,617	224,854	222,126	244,403	215,427	224,486	241,313	231,031	87.8	87.8	87.4	86.8	89.2	89.1
42	Tennessee	221,607	219,509	222,711	207,562	208,207	221,409	219,278	239,643	216,683	221,922	233,772	222,447	88.6	87.5	88.2	87.8	92.5	90.4
43	Alabama	212,285	211,314	221,482	191,383	195,051	212,113	211,126	243,240	221,604	207,795	234,173	221,103	91.1	89.0	86.1	87.4	91.4	84.1
44	Mississippi	252,968	251,885	221,490	187,562	229,377	252,697	251,393	263,775	232,455	202,522	237,646	221,153	86.4	84.6	74.3	78.7	87.3	80.6
	WEST SOUTH CENTRAL:																		
45	Arkansas	195,909	194,103	183,816	156,922	178,218	195,742	193,908	224,355	195,017	184,256	208,031	183,480	89.5	88.7	80.5	83.0	89.4	85.5
46	Louisiana	134,165	133,461	98,439	89,695	124,486	134,030	133,293	149,781	128,454	108,253	119,607	98,304	88.9	88.0	79.6	81.7	88.3	81.6
47	Oklahoma[5]	166,447	165,362	168,649	91,587	150,714	166,049	164,838	191,848	179,121	173,629	176,210	168,462	91.7	89.9	87.9	88.0	91.8	88.6
48	Texas	372,776	370,998	357,363	304,713	340,446	371,719	369,876	425,891	404,674	376,451	362,825	356,875	88.5	85.0	81.7	80.8	87.8	85.4
	MOUNTAIN:																		
49	Montana	32,878	32,553	17,628	9,630	29,588	32,759	32,426	38,779	37,938	38,051	44,266	17,595	77.5	76.7	79.9	81.1	76.7	67.1
50	Idaho	34,516	34,122	23,446	12,739	29,355	34,338	33,961	34,983	32,462	31,669	35,167	23,412	77.8	77.5	77.9	78.0	83.5	76.0
51	Wyoming	12,500	12,344	7,415	3,660	10,923	12,430	12,282	13,711	12,747	12,069	12,262	7,407	81.8	78.4	79.6	77.8	77.9	67.4
52	Colorado	42,979	42,465	34,491	19,281	37,895	42,728	42,222	51,966	49,001	49,316	51,693	34,427	82.1	81.7	81.7	85.0	86.2	74.6
53	New Mexico	23,756	23,434	19,540	5,556	19,801	23,682	23,362	28,745	21,148	22,116	21,982	19,495	68.5	69.5	67.3	69.8	73.7	54.6
54	Arizona	8,305	8,178	5,040	3,304	6,541	8,242	8,105	10,979	7,664	7,681	7,844	5,020	43.9	58.3	54.1	71.1	78.6	54.4
55	Utah	15,984	15,582	17,443	16,145	13,124	15,716	15,462	19,876	18,164	19,706	21,016	17,424	80.8	84.8	86.9	75.8	81.9	80.4
56	Nevada	2,869	2,618	1,982	1,690	2,511	2,640	2,593	2,759	2,637	2,744	2,538	1,977	72.6	74.6	76.6	70.7	80.2	73.5
	PACIFIC:																		
57	Washington	58,974	58,851	44,906	26,340	49,592	58,521	58,462	63,231	53,065	57,571	56,724	44,862	71.6	74.9	74.8	78.6	85.6	79.8
58	Oregon	47,725	46,888	37,126	29,997	39,081	47,127	46,442	50,329	43,490	44,812	43,576	37,071	75.1	77.6	78.9	80.1	86.8	81.5
59	California	76,555	74,947	66,251	55,479	63,642	75,179	73,811	92,774	84,437	88,761	91,915	66,055	55.6	61.7	62.2	65.1	78.1	74.9

[1] For 1940, over 4 months old; for 1935, 1930, 1910, 1900, and 1880 over 3 months old; and for 1925, 1920, and 1890, age not specified.
[2] Includes guineas.
[3] Barnyard fowls.
[4] North Dakota and South Dakota admitted as States in 1889. Figures for 1880 obtained by consolidating data for the counties which then occupied the areas now known as North Dakota and South Dakota, respectively.
[5] Figures for 1900 include Indian Territory; those for 1890 are for Oklahoma Territory alone.

1930; AND FARMS REPORTING ANY POULTRY ON HAND, 1940, 1910, AND 1900, AND RAISED, 1939; BY DIVISIONS AND STATES

CHICKENS OF SPECIFIED AGES [1] ON HAND—Continued

Number									Rank			Value (dollars)			Average per chicken			
1940 (Apr. 1)	1935 (Jan. 1)	1930 (Apr. 1)	1925 (Jan. 1)	1920 (Jan. 1)	1910 (Apr. 15)	1900 [2] (June 1)	1890 (June 1)	1880 [3] (June 1)	1940	1935	1930	1940	1935	1930	1940	1935	1930	
337,949,145	371,605,136	378,878,281	408,290,849	359,537,127	280,340,959	233,566,021	258,871,125	102,272,135	----	----	---	189,085,762	191,503,852	321,624,749	0.56	0.52	0.85	1
9,054,664	8,235,975	6,882,184	8,138,168	5,803,507	6,840,404	6,440,678	6,315,804	3,845,259	9	9	9	8,374,259	8,028,592	8,664,993	0.92	0.98	1.26	2
31,715,644	33,988,897	31,497,052	34,828,855	27,452,459	24,448,840	21,511,436	21,794,146	14,257,394	5	6	5	25,349,292	26,534,829	35,135,308	0.80	0.78	1.12	3
67,308,187	80,187,943	77,683,740	89,622,590	84,516,275	69,471,095	58,104,189	58,929,771	31,869,229	2	2	2	40,544,058	44,264,027	68,911,580	0.60	0.55	0.89	4
95,212,132	98,770,941	118,281,283	123,100,703	105,347,758	85,192,286	65,364,879	73,772,352	22,036,982	1	1	1	45,361,920	41,521,578	92,775,681	0.48	0.42	0.78	5
33,025,095	36,760,454	33,422,409	41,120,216	36,407,610	25,626,503	22,293,912	33,774,247	10,530,106	4	4	4	19,164,943	21,248,221	28,419,871	0.58	0.55	0.85	6
28,204,554	35,367,137	28,617,051	34,969,207	34,091,878	24,495,050	22,985,751	36,686,526	11,094,798	6	5	6	13,585,115	15,005,778	22,354,277	0.48	0.42	0.78	7
41,545,853	41,398,264	43,254,022	43,835,263	39,919,045	29,176,267	27,333,880	20,423,478	6,070,968	3	3	3	17,191,040	15,566,595	30,853,992	0.42	0.38	0.71	8
10,796,771	11,907,257	12,372,603	12,299,206	9,524,240	5,467,234	3,116,639	1,709,813	566,455	8	8	8	5,649,791	5,278,518	9,285,160	0.52	0.44	0.75	9
21,290,247	22,988,268	26,887,957	21,376,661	16,474,375	9,623,302	6,434,657	5,464,988	1,998,964	7	7	7	13,867,344	14,055,894	25,223,887	0.65	0.61	0.94	10
1,542,092	1,518,665	1,451,035	1,900,008	1,403,284	1,704,900	1,564,853	1,411,185	944,993	40	40	41	1,387,886	1,336,425	1,747,779	0.90	0.88	1.20	11
1,362,894	1,203,605	914,636	1,207,034	771,233	903,413	870,461	934,322	486,127	41	41	43	1,294,746	1,167,497	1,179,633	0.95	0.97	1.29	12
662,346	743,119	749,203	941,014	799,797	911,730	806,451	789,278	517,992	45	44	44	596,111	653,945	845,921	0.90	0.88	1.13	13
3,158,271	2,517,778	1,925,852	2,029,819	1,455,193	1,709,934	1,625,269	1,623,605	914,374	32	34	38	2,981,357	2,643,667	2,482,528	0.95	1.05	1.29	14
351,551	303,803	304,733	361,395	253,607	392,704	500,618	482,370	245,070	47	47	47	316,397	318,993	411,389	0.90	1.05	1.35	15
1,997,510	1,947,005	1,536,725	1,698,900	1,120,393	1,217,723	1,073,026	1,075,044	736,703	36	39	40	1,797,760	1,908,065	1,997,743	0.90	0.98	1.30	16
11,190,414	12,648,459	11,953,862	13,408,720	10,414,600	10,232,498	8,964,736	8,421,667	6,448,886	12	12	13	9,178,678	9,992,283	13,444,176	0.82	0.79	1.12	17
5,388,339	4,820,136	4,096,656	4,113,622	2,534,371	2,320,439	1,993,594	2,990,698	1,188,492	25	28	28	4,672,576	4,462,726	5,120,822	0.87	0.93	1.25	18
15,136,891	16,520,302	15,446,514	17,306,493	14,503,468	11,895,903	10,553,106	10,381,781	6,620,016	7	6	9	11,498,038	12,059,820	16,570,310	0.76	0.73	1.07	19
15,559,514	19,619,263	17,999,950	20,927,460	20,232,637	16,850,099	14,269,525	13,659,359	8,780,846	6	5	6	9,558,851	11,575,365	16,246,759	0.61	0.59	0.90	20
11,956,984	14,417,072	14,082,641	17,355,369	16,754,293	13,216,024	11,103,006	12,307,903	5,756,643	11	9	10	6,934,690	7,641,048	12,256,377	0.58	0.53	0.87	21
17,646,507	20,768,479	22,081,902	25,738,132	25,120,643	20,563,850	16,600,728	21,463,525	9,910,806	4	2	3	9,859,268	11,007,294	19,562,251	0.56	0.53	0.89	22
10,023,267	11,114,344	10,379,714	12,578,979	10,913,645	9,698,401	8,033,531	5,852,690	3,859,581	14	14	15	6,914,070	6,335,176	9,559,450	0.69	0.57	0.92	23
12,139,915	14,268,785	13,139,533	13,022,650	11,495,057	9,142,719	8,097,399	5,646,294	3,561,353	10	10	12	7,277,099	7,705,144	11,286,745	0.60	0.54	0.86	24
16,988,877	15,664,115	16,611,573	16,408,080	13,212,619	10,293,843	7,730,940	4,448,851	2,098,824	5	7	8	8,071,630	6,892,211	12,518,335	0.48	0.44	0.75	25
26,558,884	27,361,742	30,666,221	30,275,338	27,746,510	22,691,641	18,907,673	20,201,706	7,550,508	1	1	1	15,943,767	12,860,019	25,832,137	0.53	0.47	0.84	26
18,768,284	20,156,868	25,197,245	28,222,087	24,883,985	19,910,221	14,903,601	22,785,848	6,810,068	3	4	2	8,754,978	8,264,316	20,192,240	0.47	0.41	0.80	27
3,601,116	3,469,449	4,794,834	5,181,246	4,328,567	3,095,026	1,409,285	804,388	278,262	28	31	26	1,644,839	1,318,391	3,233,605	0.46	0.38	0.67	28
6,233,291	5,524,342	8,545,755	7,905,681	6,641,572	4,924,349	3,028,700	2,292,866		21	25	18	2,881,541	2,154,493	6,693,765	0.46	0.39	0.78	29
10,568,129	11,453,882	13,317,733	13,499,515	11,615,257	9,010,945	7,417,837	7,395,368	1,648,044	13	13	11	4,792,232	4,581,553	10,335,134	0.45	0.40	0.78	30
12,493,551	15,140,543	19,127,922	21,608,776	16,919,248	15,266,241	11,966,843	15,843,345	3,651,256	9	8	5	5,272,933	5,450,595	13,970,465	0.42	0.36	0.73	31
901,732	1,072,909	1,551,114	1,365,032	948,656	785,591	628,866	900,212	268,692	43	42	39	651,972	729,578	1,559,203	0.72	0.68	1.01	32
3,139,761	3,589,071	3,777,072	4,198,305	3,436,376	2,650,750	2,113,544	3,430,859	1,080,800	31	30	29	2,246,105	2,440,568	3,714,457	0.72	0.68	0.98	33
18,141	13,780	12,529	16,492	10,370	7,405	8,004	10,543	6,482	49	49	49	14,150	9,370	12,654	0.78	0.68	1.01	34
6,895,689	8,541,655	7,643,303	9,220,882	7,860,486	5,684,703	4,590,511	6,576,260	1,987,010	19	19	19	4,058,068	4,783,327	6,894,816	0.58	0.56	0.88	35
3,377,535	4,123,914	3,673,989	4,349,406	4,027,510	3,106,907	2,759,585	3,197,447	1,521,886	29	28	30	1,967,475	2,144,455	3,181,342	0.58	0.52	0.87	36
7,315,434	8,806,113	8,384,595	8,558,145	7,393,161	4,566,428	3,871,858	7,507,593	2,071,616	18	18	21	4,144,457	4,755,301	5,160,291	0.57	0.54	0.81	37
5,376,256	3,894,074	3,057,137	4,238,254	3,954,365	2,694,970	2,664,784	3,873,798	1,107,954	30	29	32	1,868,492	2,024,918	2,373,504	0.55	0.52	0.78	38
5,871,369	6,528,749	5,373,047	7,043,403	7,221,788	4,890,069	4,549,144	7,357,954	2,266,446	24	23	25	2,962,190	3,068,512	4,024,017	0.50	0.47	0.75	39
2,029,176	2,190,189	1,949,623	2,130,297	1,554,896	1,239,680	1,107,816	919,601	439,220	35	35	37	1,252,034	1,292,212	1,699,587	0.62	0.59	0.87	40
8,184,527	11,062,603	8,919,683	11,035,942	10,477,598	8,000,457	6,849,079	12,740,559	3,577,023	16	15	16	4,111,539	4,756,919	7,373,568	0.50	0.43	0.83	41
8,013,460	10,810,898	8,888,105	11,860,926	11,353,647	7,341,469	6,184,210	12,062,139	3,482,267	17	16	17	3,926,477	4,648,686	7,056,659	0.49	0.43	0.79	42
5,951,099	6,778,210	5,428,068	6,284,460	5,918,429	4,589,660	4,737,606	6,252,044	2,099,733	23	21	23	2,765,176	2,846,848	4,024,476	0.46	0.42	0.74	43
6,055,468	6,715,426	5,381,195	5,787,879	6,342,204	4,563,464	5,194,856	5,631,784	1,935,775	22	22	24	2,779,923	2,753,325	3,899,574	0.46	0.41	0.72	44
6,315,148	6,870,039	6,124,450	7,164,091	6,955,132	5,182,670	5,393,157	6,264,427	1,829,856	20	20	22	2,538,683	2,335,813	4,351,310	0.42	0.34	0.71	45
4,181,795	4,330,997	4,133,154	3,907,076	3,763,910	3,259,087	3,890,565	2,246,907	1,113,342	27	27	27	2,002,757	1,948,949	2,948,298	0.48	0.45	0.71	46
9,047,300	9,655,699	11,470,602	13,023,482	11,137,259	8,014,938	4,487,858	388,427	----------	15	17	14	3,561,508	3,476,052	8,700,115	0.39	0.36	0.76	47
21,799,610	20,541,529	21,525,816	19,740,614	18,062,744	12,719,572	13,562,302	11,523,717	3,127,770	2	3	4	8,988,112	7,805,781	14,854,269	0.41	0.38	0.69	48
1,795,474	1,988,665	2,117,057	2,544,698	2,055,120	922,540	531,774	233,660	58,244	39	37	34	1,008,620	855,126	1,505,464	0.56	0.43	0.71	49
1,986,856	1,980,065	1,989,328	2,028,805	1,654,771	1,012,431	516,412	231,547	65,397	37	38	36	1,001,019	851,428	1,488,642	0.51	0.43	0.75	50
681,519	689,736	755,850	808,994	620,734	524,984	142,136	75,694	10,481	44	45	45	361,872	317,279	560,944	0.53	0.46	0.76	51
2,842,061	3,359,112	3,653,054	3,751,618	2,874,721	1,644,471	968,761	710,942	121,327	34	32	31	1,340,949	1,343,645	2,767,309	0.47	0.40	0.76	52
936,147	1,006,745	961,474	937,041	713,937	509,890	156,853	60,596	40,769	42	43	42	460,992	402,697	726,645	0.49	0.40	0.76	53
491,514	554,015	576,243	635,877	495,065	252,657	165,200	57,224	20,844	46	46	46	327,544	398,891	487,074	0.67	0.72	0.85	54
1,878,394	2,104,521	2,095,723	1,366,873	954,695	673,662	534,842	279,983	214,753	38	36	35	1,015,672	968,080	1,543,813	0.54	0.46	0.74	55
204,808	224,400	243,874	225,300	155,197	126,599	100,661	62,167	36,710	48	48	48	135,125	141,372	205,269	0.65	0.63	0.84	56
4,932,649	5,881,583	6,451,557	5,563,262	3,547,604	2,204,114	1,196,639	779,972	137,581	26	24	20	3,036,184	3,352,502	5,636,458	0.62	0.57	0.87	57
3,074,702	3,063,592	2,969,116	3,228,887	2,500,123	1,753,224	1,290,818	1,180,765	455,392	33	33	33	1,808,220	1,715,612	2,652,132	0.59	0.56	0.89	58
13,282,896	14,043,093	17,467,284	12,784,512	10,426,648	5,665,964	3,947,200	3,504,251	1,425,991	8	11	7	9,022,940	8,987,580	16,935,297	0.68	0.64	0.97	59

TABLE 6.—CHICKENS BY SIZE OF FLOCK—FARMS REPORTING CLASSIFIED

	DIVISION AND STATE	TOTAL FARMS REPORTING CHICKENS ON HAND[1]			FARMS REPORTING UNDER 50 CHICKENS							50 TO 99 CHICKENS			100 TO 199 CHICKENS		
					Total			Under 25		25 to 49							
		1940 (Apr. 1)	1935 (Jan. 1)	1930 (Apr 1)	1940	1935	1930	1940	1935	1940	1935	1940	1935	1930	1940	1935	1930
1	United States	5,150,055	5,833,079	5,372,597	3,016,142	3,406,319	2,948,635	1,650,912	1,770,630	1,385,230	1,635,689	1100,555	1,302,928	1,189,082	735,851	805,293	859,753
	GEOGRAPHIC DIVISIONS:																
2	New England	72,477	102,082	90,904	47,079	71,451	60,756	29,550	43,134	17,529	28,317	8,967	15,776	14,827	5,960	7,665	7,792
3	Middle Atlantic	265,253	326,296	310,586	123,987	150,567	130,362	59,188	84,944	64,779	85,623	58,433	81,201	88,282	41,650	52,640	54,568
4	East North Central	848,599	958,674	881,241	330,201	343,215	276,888	136,719	131,401	193,482	211,814	258,589	301,056	293,247	201,641	238,082	238,695
5	West North Central	981,775	1,051,526	1,025,491	259,973	324,251	209,282	99,583	127,674	160,390	196,577	279,525	305,016	278,188	306,403	302,799	335,691
6	South Atlantic	867,005	1,003,433	908,187	718,526	782,977	735,034	430,840	454,058	287,686	328,919	115,118	156,579	117,187	37,084	48,786	39,939
7	East South Central	905,923	991,061	886,169	745,076	758,107	719,330	450,655	416,114	294,441	341,993	125,800	178,956	128,458	28,455	46,453	32,780
8	West South Central	861,915	991,875	907,266	570,340	716,088	609,407	295,280	402,242	275,060	313,846	187,264	185,639	189,528	82,887	72,325	68,556
9	Mountain	170,413	201,798	181,761	102,585	127,801	100,999	54,622	69,638	47,963	58,163	40,706	45,777	48,266	18,817	19,478	18,530
10	Pacific	178,715	206,334	180,992	118,395	131,862	106,577	74,495	81,425	43,900	50,437	26,153	33,928	31,119	13,136	17,087	14,034
	NEW ENGLAND:																
11	Maine	20,127	27,619	27,342	14,960	21,188	20,266	9,384	12,749	5,576	8,419	2,245	3,480	4,025	1,529	1,866	1,880
12	New Hampshire	8,261	11,651	10,451	5,003	7,902	6,705	3,211	5,033	1,792	2,869	1,026	1,498	1,699	720	885	974
13	Vermont	12,905	18,344	18,677	9,990	14,819	14,905	6,325	9,058	3,665	5,761	1,585	2,258	2,495	740	810	825
14	Massachusetts	16,547	21,759	18,078	9,091	13,433	10,294	6,069	8,510	3,022	4,923	1,933	2,852	3,144	1,691	2,318	2,161
15	Rhode Island	1,793	2,955	2,584	771	1,672	1,216	431	903	340	769	305	585	587	272	518	409
16	Connecticut	12,846	19,754	13,772	7,264	12,457	7,370	4,130	6,881	3,134	5,576	1,873	3,143	2,877	1,208	1,786	1,605
	MIDDLE ATLANTIC:																
17	New York	106,840	136,387	133,086	55,936	71,398	64,799	27,906	32,545	28,030	38,853	22,201	32,270	36,312	14,294	17,859	18,689
18	New Jersey	18,692	22,541	20,629	6,857	7,983	6,821	3,255	3,610	3,602	4,373	3,173	4,632	4,547	2,477	3,744	3,895
19	Pennsylvania	139,701	167,368	156,871	61,174	71,186	58,742	28,027	28,789	33,147	42,397	33,059	44,299	47,423	24,879	31,057	32,186
	EAST NORTH CENTRAL:																
20	Ohio	196,658	224,684	200,077	80,504	77,475	61,261	33,647	28,792	46,857	48,683	57,992	70,132	68,237	43,547	56,649	55,219
21	Indiana	158,980	181,480	167,046	66,714	68,580	54,517	28,685	27,215	38,029	41,365	49,950	59,074	58,208	33,629	42,209	42,864
22	Illinois	193,554	215,365	202,310	49,758	51,693	36,345	18,064	18,420	31,694	33,273	63,759	68,922	60,998	64,492	73,365	78,104
23	Michigan	146,234	165,385	146,254	73,813	81,599	67,908	32,809	33,962	41,004	47,637	40,097	47,256	46,560	23,763	25,112	25,655
24	Wisconsin	154,173	175,762	165,554	59,412	63,868	56,857	23,514	23,012	35,898	40,856	46,791	55,692	59,243	36,210	40,747	39,855
	WEST NORTH CENTRAL:																
25	Minnesota	162,551	173,888	167,475	43,568	54,644	41,817	18,069	21,416	25,499	33,228	42,524	52,556	51,689	52,659	49,135	54,298
26	Iowa	197,849	206,657	205,451	25,049	30,549	18,716	8,850	11,580	16,199	19,169	44,268	47,261	40,705	83,080	80,794	87,505
27	Missouri	231,350	251,004	236,095	85,484	97,858	63,853	36,709	41,159	48,775	56,699	68,497	73,340	62,154	60,605	80,750	75,060
28	North Dakota	61,953	70,275	69,395	27,928	38,888	23,755	7,590	12,904	20,338	25,984	24,791	24,598	29,118	8,318	6,148	14,675
29	South Dakota	63,818	72,339	74,780	16,046	27,826	14,089	5,858	11,550	10,188	16,276	19,239	22,793	20,543	21,412	18,861	27,751
30	Nebraska	108,786	121,630	120,457	24,660	31,345	21,555	8,514	12,089	16,146	19,256	36,234	38,392	35,666	37,993	40,636	45,661
31	Kansas	135,468	155,735	151,838	37,258	43,141	25,497	13,993	17,176	23,245	25,965	43,972	46,076	38,295	42,336	48,475	47,741
	SOUTH ATLANTIC:																
32	Delaware	7,153	9,039	8,930	2,562	2,666	2,079	1,093	997	1,469	1,669	1,877	2,553	2,217	1,723	2,398	2,580
33	Maryland	34,847	39,416	39,648	15,981	16,101	15,554	7,365	6,464	8,616	9,637	9,007	11,037	11,410	6,312	8,284	8,469
34	Dist. of Columbia	27	44	68	12	28	36	7	19	5	9	4	5	14	3	2	6
35	Virginia	153,471	175,948	155,315	112,798	121,518	106,587	63,424	62,152	49,374	59,366	26,228	35,562	31,700	9,955	13,711	13,502
36	West Virginia	84,181	93,951	75,431	62,582	64,203	48,459	31,487	26,781	31,095	37,422	15,844	22,313	19,732	4,683	6,295	5,995
37	North Carolina	245,122	265,607	241,475	211,397	215,819	214,414	131,064	114,104	80,333	101,715	25,660	40,240	21,982	6,025	7,699	5,847
38	South Carolina	123,914	146,135	132,881	106,939	128,271	121,534	72,616	85,434	36,323	42,837	11,534	14,456	9,007	2,517	2,624	1,854
39	Georgia	195,788	222,836	213,818	170,507	193,613	194,719	102,528	113,460	67,779	80,153	19,812	24,028	15,449	4,052	3,904	2,652
40	Florida	42,502	50,457	40,623	33,948	40,758	31,652	21,256	24,647	12,692	16,111	5,152	6,385	5,696	1,814	1,869	1,856
	EAST SOUTH CENTRAL:																
41	Kentucky	222,126	244,403	215,427	165,679	153,309	148,622	85,809	64,718	79,870	88,591	45,419	68,961	51,986	9,979	20,032	15,158
42	Tennessee	219,278	239,643	216,683	165,850	154,051	153,841	91,217	67,168	74,633	86,883	40,995	63,461	45,691	10,972	19,592	14,810
43	Alabama	211,128	243,240	221,604	186,048	214,027	203,115	117,807	130,314	67,241	83,713	20,171	24,217	15,000	4,514	5,771	2,509
44	Mississippi	251,393	263,775	232,455	228,499	236,720	213,752	155,802	153,914	72,697	82,806	19,215	23,317	15,781	2,988	3,058	2,303
	WEST SOUTH CENTRAL:																
45	Arkansas	193,908	224,355	195,017	159,028	189,292	161,912	88,815	110,772	70,213	78,520	27,756	28,295	26,065	6,008	5,659	5,717
46	Louisiana	133,293	149,781	128,454	109,625	127,490	104,066	65,559	81,225	44,066	46,265	18,553	17,622	18,429	4,310	3,916	4,920
47	Oklahoma	164,838	191,848	179,121	92,891	119,868	93,140	40,121	61,256	52,770	58,612	46,884	46,350	49,165	21,375	20,856	23,094
48	Texas	369,876	425,891	404,674	208,796	279,438	250,289	100,785	148,989	108,011	130,449	94,271	93,372	95,873	51,199	41,894	46,105
	MOUNTAIN:																
49	Montana	32,426	38,779	37,938	17,973	22,972	19,791	7,333	9,759	10,640	13,213	10,093	11,300	15,022	3,545	3,770	4,341
50	Idaho	33,961	34,983	32,462	20,389	21,058	18,714	10,111	10,269	10,278	10,789	8,658	9,094	8,895	3,481	3,489	3,439
51	Wyoming	12,282	13,711	12,747	7,144	8,638	6,993	3,356	4,410	3,788	4,228	3,407	3,410	3,800	1,409	1,349	1,579
52	Colorado	42,222	51,966	49,001	22,438	29,048	23,030	10,993	14,338	11,445	14,710	11,484	13,580	14,168	6,154	6,913	7,715
53	New Mexico	23,362	28,745	21,148	17,626	22,888	15,057	12,422	16,291	5,204	6,597	3,446	3,847	5,603	1,759	1,552	1,847
54	Arizona	8,105	10,979	7,664	5,871	8,226	5,270	3,914	5,675	1,957	2,551	1,118	1,500	1,160	615	723	602
55	Utah	15,462	19,876	18,184	9,558	13,345	10,654	5,641	8,026	3,917	5,317	2,010	2,412	3,018	1,395	1,382	1,724
56	Nevada	2,593	2,759	2,637	1,586	1,628	1,490	852	870	734	758	492	634	600	279	300	285
	PACIFIC:																
57	Washington	58,462	63,231	53,065	40,988	41,859	31,416	26,792	26,822	14,196	15,037	8,127	9,758	8,762	3,907	4,898	4,680
58	Oregon	46,442	50,329	43,490	32,153	34,245	27,812	19,648	20,648	12,505	13,597	7,543	9,186	8,590	3,858	4,068	4,088
59	California	73,811	92,774	84,437	45,254	55,758	47,349	28,055	33,955	17,199	21,803	10,483	15,004	15,787	5,571	8,101	7,276

[1]For 1940, over 4 months old; and for 1935 and 1930, over 3 months old.
[2]Includes reports for succeeding groups in which there were less than 3 farms reporting.

BY NUMBER OF CHICKENS ON HAND, BY DIVISIONS AND STATES: 1940, 1935, AND 1930

200 TO 399 CHICKENS			400 TO 699 CHICKENS			700 TO 999 CHICKENS							1,000 TO 2,499 CHICKENS								2,500 CHICKENS AND OVER								
						Total			700 to 799		800 to 999		Total			1,000 to 1,599		1,600 to 2,499		Total			2,500 to 3,199		3,200 and over				
1940	1935	1930	1940	1935	1930	1940	1935	1930	1940	1935	1940	1935	1940	1935	1930	1940	1935	1940	1935	1940	1935	1930	1940	1935	1940	1935		
257,010	267,171	305,791	58,778	42,427	47,407	9,592	9,769	10,715	4,218	4,431	5,374	5,338	10,234	9,658	9,617	7,574	7,414	2,660	2,244	1,913	1,514	1,597	974	798	939	716		1
4,665	4,825	4,446	2,950	2,464	1,879	1,181	852	615	484	362	697	490	1,419	912	608	1,049	691	370	221	278	141	83	138	80	140	61		2
24,844	26,804	24,605	9,725	9,392	8,214	2,976	2,655	2,445	1,301	1,157	1,675	1,476	3,093	2,677	1,912	2,281	2,099	812	578	545	382	198	306	217	239	165		3
51,039	66,505	83,448	5,872	7,895	7,211	819	1,149	1,117	408	590	411	559	585	708	588	471	579	114	129	53	66	49	29	31	24	35		4
107,372	108,784	158,587	7,719	9,458	14,274	516	859	1,059	285	447	250	412	250	333	406	208	273	42	60	18	26	24	9	9	9	17		5
11,612	12,541	11,317	3,076	2,977	3,145	719	761	826	324	363	395	398	758	719	722	579	550	179	169	112	93	117	52	49	60	44		6
3,891	5,652	4,565	531	660	720	93	132	179	33	75	60	59	67	88	119	49	70	18	18	12	13	18	5	4	7	9		7
19,126	15,701	21,071	1,862	1,658	2,665	249	271	470	109	135	140	138	169	184	289	157	151	32	33	18	29	22	7	17	11	12		8
5,871	5,955	6,928	1,678	1,755	1,940	466	482	552	204	202	262	280	441	497	487	347	393	94	104	49	73	59	22	42	27	31		9
8,592	10,428	10,824	5,585	6,188	7,361	2,574	2,650	3,454	1,090	1,104	1,484	1,526	3,452	3,540	4,806	2,453	2,608	999	932	828	891	1,027	406	349	422	342		10
787	858	800	440	367	295	170	100	87	77	38	93	62	161	111	45	127	88	34	23	35	9	6	22	5	13	4		11
610	640	635	424	395	250	186	161	85	80	65	106	98	258	160	88	174	120	64	40	54	30	15	21	15	33	15		12
375	305	319	125	89	93	48	36	28	15	15	31	21	244	24	11	30	17	214	7	——	3	1	——	2	——	1		13
1,595	1,602	1,411	1,095	895	944	465	319	214	198	147	267	172	565	302	183	418	227	149	75	116	60	27	57	34	59	28		14
204	208	225	117	92	91	45	37	22	19	17	26	20	70	39	30	54	30	16	9	9	4	6	3	3	6	1		15
1,096	1,250	1,058	729	628	508	271	199	177	97	82	174	117	543	276	151	248	209	95	67	62	35	28	34	21	28	14		16
8,728	9,318	8,539	3,482	3,524	3,065	1,068	988	929	479	442	589	546	984	928	678	743	711	241	217	147	122	75	74	64	73	58		17
2,262	2,758	2,589	1,646	1,636	1,547	812	698	648	315	284	497	415	1,219	949	705	840	720	379	229	246	140	79	145	84	101	56		18
15,854	14,728	13,477	4,597	4,232	3,602	1,096	946	868	507	451	589	515	890	800	529	698	668	192	132	152	120	44	87	69	65	51		19
12,460	17,395	14,665	1,650	2,365	2,064	296	387	381	146	186	150	201	191	263	250	154	208	37	55	18	22	20	11	10	7	12		20
7,429	10,042	9,886	942	1,228	1,244	157	209	218	85	98	72	111	142	118	98	112	87	30	31	17	20	11	8	10	9	10		21
14,454	19,608	23,732	943	1,546	1,854	85	142	190	35	97	48	45	62	79	85	50	68	12	11	3	8	1	23	3	——	5		22
7,153	7,688	6,599	1,124	1,390	1,189	161	208	216	77	107	84	102	112	140	117	88	125	24	15	11	11	12	5	6	6	5		23
9,545	11,772	8,566	1,013	1,368	860	122	202	112	65	102	57	100	78	108	58	67	91	11	17	4	5	5	24	2	——	3		24
21,819	15,922	18,200	1,747	1,402	1,304	156	142	124	80	66	76	76	73	82	37	59	68	14	14	5	5	6	2	1	3	4		25
41,900	43,520	52,936	3,345	4,164	5,185	143	275	308	76	150	67	125	61	84	96	49	72	12	12	5	10	2	25	4	——	6		26
15,640	17,176	31,497	970	1,613	3,129	91	181	275	43	99	48	82	59	78	124	53	60	6	18	4	8	5	1	2	3	6		27
860	584	1,748	49	44	85	27	9	9	2	5	25	4	——	2	5	——	2	——	——	——	——	——	——	——	——	——		28
6,785	4,566	11,536	318	259	817	11	26	33	5	17	6	9	7	8	10	27	7	——	1	——	——	1	——	——	——	——		29
9,206	10,429	15,404	808	700	1,029	58	92	99	35	44	23	48	227	35	40	21	27	26	8	——	1	3	——	1	——	——		30
11,182	16,587	27,266	684	1,276	2,725	50	154	215	24	66	26	68	226	44	94	19	37	27	7	——	2	7	——	1	——	1		31
671	1,043	1,303	182	242	467	47	82	139	18	28	29	34	67	66	111	46	51	21	15	24	9	34	7	5	17	4		32
2,507	3,013	3,059	682	650	805	166	151	166	76	76	90	75	164	156	161	124	121	40	35	28	24	24	14	9	14	15		33
2	3	7	3	2	3	——	——	——	——	——	——	——	23	3	1	23	2	——	1	——	1	1	——	——	——	1		34
5,258	5,841	5,305	861	885	820	189	205	215	100	91	89	114	181	200	182	141	152	40	48	21	28	22	13	19	8	9		35
891	946	999	150	139	178	31	32	40	9	23	22	9	15	22	26	12	18	3	4	5	1	6	25	1	——	——		36
1,568	1,429	858	334	306	197	57	65	55	19	29	38	36	75	43	39	64	35	11	8	6	6	3	2	2	4	4		37
699	564	349	163	146	108	31	41	29	16	26	15	15	28	32	19	22	20	6	12	3	1	1	23	——	——	1		38
1,133	880	642	327	268	222	77	80	61	32	32	45	48	73	58	66	57	44	16	14	7	5	7	27	2	——	3		39
905	822	795	394	341	347	121	125	121	54	58	67	67	153	139	137	111	107	42	32	17	18	19	5	11	12	7		40
936	1,882	1,421	79	160	177	19	37	45	9	19	10	18	15	19	16	11	14	4	5	——	3	2	——	——	——	3		41
1,280	2,303	2,012	141	186	237	20	27	49	3	15	17	12	20	22	38	12	18	28	4	——	1	5	——	——	——	1		42
1,114	929	667	214	219	211	56	44	56	14	24	22	20	24	28	39	18	21	6	7	5	5	7	25	2	——	3		43
561	538	465	97	95	95	18	24	29	7	15	11	9	10	19	26	8	17	2	2	5	4	4	——	2	5	2		44
976	917	1,079	108	141	184	18	33	44	8	16	10	17	19	15	17	15	13	4	2	——	3	1	——	3	——	——		45
672	608	869	91	104	123	27	22	26	11	8	16	14	215	19	20	12	15	23	4	——	——	1	——	——	——	——		46
3,595	4,340	7,685	249	354	888	27	41	103	12	19	15	22	16	33	46	15	27	1	6	3	6	2	——	3	3	3		47
13,885	9,856	11,438	1,414	1,039	1,468	177	175	297	78	90	99	85	120	117	186	95	96	25	21	14	20	18	6	11	8	9		48
683	603	648	100	93	104	19	27	21	10	12	9	15	13	11	9	13	10	——	1	——	3	2	——	3	——	——		49
1,101	1,027	1,018	244	230	277	54	42	66	27	20	27	22	31	39	50	26	34	5	5	3	4	3	23	4	——	——		50
268	270	319	43	37	42	5	5	5	4	2	1	3	6	2	9	3	2	3	——	——	——	——	——	——	——	——		51
1,722	1,835	2,453	287	387	459	67	110	101	18	41	49	69	61	84	68	53	69	8	15	9	9	7	3	3	6	6		52
451	357	519	80	75	82	12	18	27	8	6	4	12	8	7	12	28	5	——	2	——	1	1	——	——	——	1		53
291	362	350	136	113	155	39	21	55	16	8	23	13	237	31	67	33	28	24	3	——	3	5	——	2	——	1		54
1,200	1,380	1,468	741	768	764	256	243	256	114	106	142	137	268	300	243	196	229	72	71	34	48	37	16	26	18	22		55
155	101	153	47	52	57	14	16	21	7	7	7	9	220	23	29	16	16	24	7	——	5	4	——	4	——	1		56
2,564	3,138	3,722	1,592	1,945	2,534	662	810	986	303	362	359	448	543	743	868	402	583	141	160	79	80	99	38	40	41	40		57
1,838	1,854	1,926	771	635	707	235	174	213	115	84	120	90	215	170	160	169	125	46	45	29	19	14	16	10	13	9		58
4,190	5,436	5,176	3,222	3,610	4,120	1,677	1,846	2,255	672	658	1,005	988	2,694	2,627	3,580	1,882	1,900	812	727	720	592	914	352	299	368	293		59

TABLE 7.—CLASSIFICATION BY NUMBER OF CHICKENS ON HAND—FARMS REPORTING AND NUMBER OF CHICKENS ON HAND, 1940, 1935, AND 1930;

(Chickens on hand over 4 months old, Apr. 1, 1940

	DIVISION AND STATE AND NUMBER OF CHICKENS ON HAND	CHICKENS ON HAND											CHICKEN EGGS PRODUCED			
		Farms reporting						Number							Dozens	
		1940	1935	1930	Percent distribution			1940 (Apr. 1)	1935 (Jan. 1)	1930 (Apr. 1)	Percent distribution			Farms reporting		
					1940	1935	1930				1940	1935	1930	1939	1934	1939	1934
	UNITED STATES																
1	Total	5,150,055	5,833,079	5,372,597	100.0	100.0	100.0	337,949,145	371,605,156	378,878,281	100.0	100.0	100.0	4,875,472	5,579,199	2,391,091,510	2,160,906,310
2	None	—	—	—	—	—	—	—	—	—	—	—	—	40,546	28,352	19,609,891	8,024,299
3	Under 25	1,650,912	1,770,650	2,948,635	31.7	30.4	54.9	25,405,938	26,014,825	67,525,125	6.9	7.0	17.8	1,456,425	1,602,930	141,948,665	114,379,341
4	25 to 49	1,385,230	1,635,689		26.9	28.0		48,175,115	54,178,511		13.7	14.6		1,515,518	1,575,675	276,821,479	255,995,742
5	50 to 99	1,100,555	1,302,928	1,189,082	21.4	22.3	22.1	70,505,334	82,350,866	77,129,196	20.9	22.2	20.4	1,056,299	1,269,008	444,065,834	432,288,514
6	100 to 199	735,851	803,295	859,755	14.3	13.8	16.0	92,586,630	99,761,052	109,050,204	27.4	26.8	28.8	716,397	788,880	628,488,525	570,997,180
7	200 to 399	257,010	257,171	305,791	4.6	4.4	5.7	57,275,801	62,118,316	74,293,947	16.9	16.7	19.6	252,572	253,653	420,990,998	393,981,495
8	400 to 799	42,996	46,858	(1)	0.8	0.8	(1)	21,465,478	23,322,929	(1)	6.4	6.3	(1)	42,413	46,256	195,208,689	180,358,214
9	800 to 1,599	12,948	12,752	(1)	0.3	0.2	(1)	13,542,791	13,241,007	(1)	4.0	3.6	(1)	12,785	12,581	136,891,980	116,684,712
10	1,600 to 3,199	3,654	3,042	(1)	0.1	0.1	(1)	7,762,999	6,494,733	(1)	2.3	1.7	(1)	3,589	2,991	77,885,434	56,493,451
11	3,200 and over	959	716	(1)	(2)	(2)	(1)	5,233,061	4,120,897	(1)	1.5	1.1	(1)	928	696	49,180,015	33,710,582
12	400 to 699	38,778	42,427	47,407	0.8	0.7	0.9	18,455,643	20,158,548	22,483,237	5.5	5.4	5.9	38,245	41,880	165,412,708	154,304,967
13	700 to 999	9,592	9,769	10,715	0.2	0.2	0.2	7,538,691	7,662,458	8,457,522	2.2	2.1	2.2	9,482	9,647	75,462,007	64,851,134
14	1,000 to 2,499	10,234	9,658	9,617	0.2	0.2	0.2	14,098,521	13,009,974	13,066,331	4.2	3.5	3.4	10,098	9,517	142,648,700	115,525,398
15	2,500 and over	1,915	1,514	1,597	(2)	(2)	(2)	7,915,474	6,348,786	6,884,921	2.3	1.7	1.8	1,892	1,479	75,642,703	52,565,240
	GEOGRAPHIC DIVISIONS																
	New England																
16	Total	72,477	102,082	90,904	100.0	100.0	100.0	9,054,664	8,233,975	6,882,184	100.0	100.0	100.0	68,614	94,952	93,502,042	72,205,733
17	None	—	—	—	—	—	—	—	—	—	—	—	—	2,549	1,343	2,845,982	691,555
18	Under 25	29,550	43,134	60,758	40.8	42.3	66.8	404,731	598,588	1,391,011	4.5	7.3	20.2	25,562	37,318	3,630,033	4,562,468
19	25 to 49	17,529	28,317		24.2	27.7		589,422	904,524		6.5	11.0		16,214	28,660	4,684,506	6,866,744
20	50 to 99	8,967	13,776	14,827	12.4	13.5	16.3	562,515	851,798	951,762	6.2	10.3	13.5	8,420	13,205	5,048,385	6,851,189
21	100 to 199	5,960	7,663	7,792	8.2	7.5	8.6	754,539	964,995	992,768	8.3	11.7	14.4	5,681	7,415	7,527,485	8,509,986
22	200 to 399	4,663	4,823	4,446	6.4	4.7	4.9	1,222,891	1,234,847	1,144,422	13.5	15.0	16.6	4,467	4,713	12,431,457	11,089,684
23	400 to 799	3,414	2,828	(1)	4.7	2.8	(1)	1,795,804	1,467,994	(1)	19.8	17.8	(1)	3,354	2,778	19,586,152	13,516,357
24	800 to 1,599	1,746	1,181	(1)	2.4	1.2	(1)	1,842,415	1,224,288	(1)	20.3	14.9	(1)	1,728	1,163	19,649,507	11,742,596
25	1,600 to 3,199	508	301	(1)	0.7	0.3	(1)	1,101,143	657,969	(1)	12.2	7.7	(1)	500	299	10,934,262	5,751,259
26	3,200 and over	140	61	(1)	0.2	0.1	(1)	801,204	548,974	(1)	8.8	6.2	(1)	139	58	7,366,275	2,824,105
27	400 to 699	2,950	2,464	1,879	4.0	2.4	2.1	1,448,179	1,209,800	917,930	16.0	14.7	13.3	2,879	2,422	15,893,293	11,078,440
28	700 to 999	1,181	852	613	1.6	0.8	0.7	958,651	673,884	489,016	10.4	8.2	7.1	1,163	840	9,985,464	6,364,654
29	1,000 to 2,499	1,419	912	508	2.0	0.9	0.6	1,970,506	1,226,304	680,954	21.8	14.9	9.9	1,404	898	20,675,920	11,821,943
30	2,500 and over	278	141	83	0.4	0.1	0.1	1,185,430	569,257	354,321	13.1	6.9	4.9	275	138	10,981,519	4,789,100
	Middle Atlantic																
31	Total	285,233	326,296	310,586	100.0	100.0	100.0	31,715,644	33,988,897	31,497,052	100.0	100.0	100.0	251,888	310,437	269,688,264	245,829,429
32	None	—	—	—	—	—	—	—	—	—	—	—	—	4,419	1,552	3,373,888	910,667
33	Under 25	59,188	64,944	130,362	22.3	19.9	42.0	850,895	965,258	3,521,464	2.7	2.8	11.2	50,725	58,510	6,569,897	6,240,701
34	25 to 49	64,779	85,623		24.4	26.2		2,148,013	2,828,771		6.8	8.3		60,318	81,171	14,881,541	17,532,122
35	50 to 99	58,433	81,201	88,282	22.0	24.9	28.4	3,720,249	5,122,678	5,693,462	11.7	15.1	18.1	55,758	78,471	26,452,435	32,374,635
36	100 to 199	41,650	52,840	54,568	15.7	16.1	17.6	5,264,482	6,590,606	6,903,835	16.6	19.4	21.9	40,257	51,442	40,857,686	43,729,009
37	200 to 399	24,844	28,804	24,605	9.4	8.2	7.9	6,505,888	6,780,564	6,225,257	19.9	19.9	19.8	24,278	26,393	52,369,375	49,572,235
38	400 to 799	11,026	10,549	(1)	4.2	3.2	(1)	5,636,424	5,395,756	(1)	17.8	15.9	(1)	10,879	10,429	51,460,798	43,219,592
39	800 to 1,599	3,956	3,575	(1)	1.5	1.1	(1)	4,129,966	3,725,458	(1)	13.0	11.0	(1)	3,910	3,529	39,495,914	31,548,454
40	1,600 to 3,199	1,118	795	(1)	0.4	0.2	(1)	2,381,885	1,700,425	(1)	7.5	5.0	(1)	1,111	781	25,298,522	14,142,496
41	3,200 and over	259	165	(1)	0.1	0.1	(1)	1,277,882	879,421	(1)	4.0	2.6	(1)	255	159	10,928,250	6,561,520
42	400 to 699	9,725	9,392	8,214	3.7	2.9	2.6	4,710,530	4,587,607	5,971,943	14.9	13.4	12.6	9,586	9,285	42,674,178	36,305,390
43	700 to 999	2,976	2,633	2,445	1.1	0.8	0.8	2,554,410	2,075,699	1,923,662	7.4	6.1	6.1	2,948	2,604	22,573,281	17,425,788
44	1,000 to 2,499	3,093	2,677	1,912	1.2	0.8	0.6	4,266,772	3,575,975	2,540,728	13.5	10.5	8.1	3,061	2,657	40,915,049	30,300,628
45	2,500 and over	545	382	198	0.2	0.1	0.1	2,114,425	1,483,539	716,905	6.7	4.4	2.3	540	372	19,022,956	11,440,276
	East North Central																
46	Total	848,599	958,674	881,241	100.0	100.0	100.0	67,306,187	80,187,943	77,683,740	100.0	100.0	100.0	798,542	915,245	474,690,388	483,478,408
47	None	—	—	—	—	—	—	—	—	—	—	—	—	8,029	4,571	5,485,943	1,442,387
48	Under 25	136,719	131,401	276,888	16.1	13.7	31.4	2,089,924	2,057,191	7,901,927	3.1	2.6	10.2	112,285	111,229	13,125,565	11,521,815
49	25 to 49	193,482	211,814		22.8	22.1		6,675,812	7,289,425		9.9	9.1		177,376	199,165	40,948,596	39,292,604
50	50 to 99	258,589	301,056	293,247	30.5	31.4	33.3	16,924,868	19,528,674	19,450,147	25.1	24.4	25.0	245,805	291,348	109,889,959	109,543,192
51	100 to 199	201,641	258,082	238,693	23.8	24.8	27.1	25,187,620	29,885,149	30,000,475	37.4	37.0	38.6	196,023	253,579	177,475,620	175,461,142
52	200 to 399	51,059	66,503	63,448	6.0	6.9	7.2	12,155,821	15,888,188	15,165,480	18.1	19.8	19.5	49,999	65,671	91,445,628	104,065,992
53	400 to 799	6,080	8,485	(1)	0.7	0.9	(1)	2,955,398	4,095,488	(1)	4.4	5.1	(1)	5,994	8,572	25,184,124	30,120,052
54	800 to 1,599	882	1,138	(1)	0.1	0.1	(1)	891,738	1,145,552	(1)	1.3	1.4	(1)	870	1,122	8,680,188	8,987,859
55	1,600 to 3,199	143	160	(1)	(2)	(2)	(1)	295,151	325,357	(1)	0.4	0.4	(1)	137	156	2,779,691	2,552,952
56	3,200 and over	24	35	(1)	(2)	(2)	(1)	155,875	179,121	(1)	0.2	0.2	(1)	24	34	1,699,275	1,110,455
57	400 to 699	5,672	7,895	7,211	0.7	0.8	0.8	2,845,061	3,871,279	5,574,559	3.9	4.8	4.3	5,591	7,789	22,484,925	27,065,176
58	700 to 999	819	1,149	1,117	0.1	0.1	0.1	656,598	891,875	869,124	0.9	1.1	1.1	811	1,157	8,054,643	8,585,407
59	1,000 to 2,499	585	708	588	0.1	0.1	0.1	760,364	914,155	755,598	1.1	1.1	1.0	572	694	7,342,522	7,294,414
60	2,500 and over	53	66	49	(2)	(2)	(2)	236,119	264,013	170,450	0.4	0.3	0.2	51	64	2,461,588	1,606,281
	West North Central																
61	Total	961,775	1,051,526	1,025,491	100.0	100.0	100.0	95,212,152	98,770,941	116,261,285	100.0	100.0	100.0	912,954	1,020,726	622,027,255	577,720,951
62	None	—	—	—	—	—	—	—	—	—	—	—	—	6,518	10,219	2,740,682	2,919,599
63	Under 25	99,585	127,674	209,282	10.4	12.1	20.4	1,588,480	2,020,855	5,957,151	1.7	2.0	5.0	80,959	111,079	9,982,679	14,024,980
64	25 to 49	160,590	196,577		16.7	18.7		5,090,246	6,885,026		6.0	7.0		146,944	186,607	34,151,716	41,230,744
65	50 to 99	279,525	305,016	278,168	29.1	29.0	27.1	18,662,775	19,959,020	18,814,550	19.6	20.2	15.9	266,188	296,443	115,988,284	116,594,061
66	100 to 199	308,405	302,799	365,691	31.9	28.8	35.5	39,469,053	38,426,665	47,589,645	41.5	38.9	40.1	298,508	298,074	258,385,095	219,070,757
67	200 to 399	107,572	108,784	158,587	11.2	10.3	15.5	25,525,855	25,989,565	38,254,840	26.8	26.3	32.3	105,624	107,725	170,092,165	149,167,767
68	400 to 799	7,984	9,905	(1)	0.8	0.9	(1)	5,877,511	4,634,045	(1)	3.9	4.7	(1)	7,925	9,826	27,154,311	28,712,815
69	800 to 1,599	458	685	(1)	(2)	0.1	(1)	445,752	658,352	(1)	0.5	0.7	(1)	451	668	4,084,547	4,757,817

1 Comparison with later censuses may be found in groups below beginning with 400-699. 2 Less than one-tenth of 1 percent.

OF EGGS PRODUCED AND CHICKENS RAISED, 1939, 1934, AND 1929; AND OF CHICKENS SOLD, 1939 AND 1929; BY DIVISIONS AND STATES

and over 3 months old Jan. 1, 1935 and Apr. 1, 1930)

CHICKEN EGGS PRODUCED—Contd.				CHICKENS RAISED									CHICKENS SOLD						
Dozens—Continued				Farms reporting			Number						Farms reporting		Number				
1929	Percent distribution			1939	1934	1929	1939	1934	1929	Average per farm reporting			1939	1929	1939	1929	Ratio to chickens raised (percent)		
	1939	1934	1929							1939	1934	1929					1939	1929	
2,889,719,158	100.0	100.0	100.0	4,674,482	5,212,762	5,293,208	860,565,663	598,867,134	675,092,052	141	115	127	2,519,076	3,129,715	300,498,018	284,625,901	45.5	42.3	1
12,204,154	0.8	0.4	0.5	55,324	29,764	29,755	42,999,862	7,820,013	5,488,026	777	263	185	42,136	24,233	40,218,699	4,542,756	93.5	82.8	2
459,076,945	5.9	5.5	17.1	1,348,275	1,429,441	2,865,362	66,475,174	51,827,085	154,844,942	49	36	54	410,162	1,221,941	23,100,557	49,281,128	35.3	31.8	3
	11.6	11.8		1,261,815	1,481,672		96,299,050	95,362,911		76	65		585,946		31,350,545		32.6		4
524,660,414	18.6	20.0	19.5	1,021,156	1,209,545	1,175,316	150,436,479	152,807,091	140,065,689	128	110	119	657,048	822,547	47,771,178	54,809,275	36.6	39.1	5
728,855,178	28.3	28.4	27.1	700,090	760,581	852,841	156,822,706	153,098,716	179,896,605	224	201	211	569,985	721,918	65,993,454	79,351,170	42.1	44.1	6
517,546,629	17.6	18.2	19.2	228,955	245,211	305,566	89,233,188	88,357,047	112,055,658	390	365	369	200,934	276,126	42,705,718	52,838,425	47.9	47.2	7
(1)	8.2	8.3	(1)	41,737	43,514	(1)	35,595,436	34,816,904	(1)	853	799	(1)	37,178	(1)	20,774,537	(1)	58.4	(1)	8
(1)	5.7	5.4	(1)	12,652	11,774	(1)	22,573,364	20,496,886	(1)	1,784	1,741	(1)	11,510	(1)	14,207,376	(1)	62.9	(1)	9
(1)	3.3	2.6	(1)	3,554	2,828	(1)	12,589,989	10,239,382	(1)	3,542	3,623	(1)	3,302	(1)	8,278,100	(1)	65.8	(1)	10
(1)	2.1	1.8	(1)	928	856	(1)	8,740,418	6,241,099	(1)	9,439	9,514	(1)	875	(1)	6,097,852	(1)	69.8	(1)	11
187,097,742	6.9	7.1	7.0	37,618	39,219	46,919	30,673,200	29,896,374	35,390,828	815	762	754	33,461	42,966	17,842,360	18,519,511	58.2	52.3	12
78,381,528	3.2	3.0	2.9	9,361	9,025	10,600	12,398,728	11,487,545	13,720,047	1,325	1,273	1,294	8,438	9,709	7,521,467	7,540,481	60.7	55.0	13
124,152,092	6.0	5.3	4.6	10,021	8,936	9,504	23,598,334	20,452,547	21,474,383	2,355	2,289	2,260	9,200	8,784	15,146,436	12,094,428	64.2	56.3	14
57,944,498	3.2	2.4	2.2	1,869	1,390	1,585	12,830,945	9,757,807	10,155,874	6,865	7,020	6,489	1,766	1,491	8,847,602	5,648,731	69.0	55.6	15
63,102,888	100.0	100.0	100.0	62,740	83,948	88,753	25,290,441	18,721,002	18,501,795	403	223	186	51,991	47,004	18,129,492	9,181,305	71.7	55.6	16
566,984	3.0	1.0	0.9	3,460	1,332	1,429	3,525,420	528,228	412,235	1,019	395	288	2,642	1,284	3,241,455	368,588	91.9	89.4	17
12,599,185	3.9	6.3	20.0	21,181	31,799	57,917	1,335,716	963,331	2,885,691	63	30	50	4,607	22,080	823,575	1,115,796	61.7	38.7	18
	5.0	9.5		14,919	23,861		1,346,159	1,423,895		90	60		5,946		696,806		51.8		19
8,209,282	5.4	9.5	13.0	7,852	11,794	14,412	1,384,969	1,501,150	1,868,441	177	127	130	5,079	10,282	810,755	928,908	58.5	49.7	20
8,839,008	7.8	11.5	14.0	5,378	6,662	7,604	1,751,718	1,962,939	2,193,920	322	295	289	4,400	6,537	1,080,836	1,250,182	62.4	56.1	21
10,554,957	13.3	15.4	16.7	4,336	4,599	4,356	3,087,982	2,776,702	2,965,361	712	651	681	3,941	3,944	2,087,221	1,759,779	67.6	58.7	22
(1)	20.9	18.7	(1)	3,299	2,664	(1)	4,286,160	3,699,858	(1)	1,299	1,389	(1)	3,124	(1)	3,017,107	(1)	70.4	(1)	23
(1)	21.0	16.3	(1)	1,719	1,124	(1)	4,567,705	3,109,268	(1)	2,541	2,766	(1)	1,644	(1)	3,195,035	(1)	73.2	(1)	24
(1)	11.7	8.0	(1)	500	293	(1)	2,533,302	1,749,677	(1)	5,067	5,972	(1)	478	(1)	1,876,089	(1)	74.1	(1)	25
(1)	7.9	5.9	(1)	138	60	(1)	1,691,510	1,007,994	(1)	12,256	16,800	(1)	150	(1)	1,300,615	(1)	76.9	(1)	26
8,638,585	17.0	15.3	13.7	2,828	2,315	1,842	3,502,431	3,085,149	2,277,300	1,238	1,324	1,236	2,677	1,738	2,467,279	1,390,004	70.4	61.0	27
4,628,211	10.7	8.8	7.3	1,157	814	606	2,111,921	1,841,724	1,304,893	1,825	2,017	2,153	1,101	577	1,495,007	800,313	70.8	61.3	28
6,474,866	22.1	16.1	10.3	1,599	873	504	4,776,475	3,214,417	1,914,710	3,414	3,682	3,799	1,337	484	3,510,035	1,181,963	73.5	61.7	29
2,591,852	11.7	6.6	4.1	272	159	85	2,487,650	1,645,487	681,244	9,146	11,838	8,208	281	78	1,916,523	425,772	77.0	62.5	30
253,507,090	100.0	100.0	100.0	227,848	267,498	308,789	58,520,344	48,632,005	53,155,036	257	182	172	144,019	196,593	34,522,198	26,847,511	59.0	50.5	31
1,395,225	1.3	0.4	0.6	6,030	1,696	2,769	4,454,806	728,736	767,404	739	430	277	4,965	2,537	4,142,696	676,895	93.0	88.2	32
27,519,202	2.4	2.5	10.9	40,761	43,769	127,258	2,268,583	1,465,077	6,864,151	56	33	54	12,507	55,050	1,212,155	2,852,609	55.4	41.6	33
	5.5	7.1		53,132	69,514		4,060,440	3,665,580		76	53		24,605		1,808,997		44.6		34
42,273,429	9.8	13.2	18.7	50,890	69,309	87,574	6,884,405	6,592,097	9,253,805	131	95	106	35,046	61,105	3,240,516	4,221,642	48.5	45.6	35
51,211,585	15.1	17.8	20.2	37,880	45,885	54,171	9,313,462	8,939,068	10,926,764	246	195	202	31,439	44,721	4,925,076	5,425,553	52.9	49.7	36
49,525,931	19.4	20.2	19.5	23,284	23,639	24,385	10,150,236	9,282,420	9,762,512	435	393	400	20,678	21,567	5,615,751	5,081,216	55.4	52.0	37
(1)	19.1	17.6	(1)	10,644	9,605	(1)	9,004,498	7,965,507	(1)	846	829	(1)	9,856	(1)	5,316,926	(1)	59.0	(1)	38
(1)	14.6	12.8	(1)	5,884	5,357	(1)	6,585,668	5,773,009	(1)	1,696	1,720	(1)	5,640	(1)	4,113,315	(1)	62.5	(1)	39
(1)	8.6	5.8	(1)	1,106	765	(1)	3,845,481	2,845,958	(1)	3,475	3,720	(1)	1,070	(1)	2,515,845	(1)	65.4	(1)	40
(1)	4.1	2.7	(1)	257	159	(1)	2,174,789	1,376,773	(1)	9,176	8,659	(1)	233	(1)	1,652,963	(1)	75.1	(1)	41
34,141,245	15.8	14.8	13.5	9,370	8,528	8,119	7,544,669	6,683,799	6,409,725	805	784	789	8,647	7,439	4,453,328	3,416,112	59.0	53.3	42
17,556,196	8.4	7.1	6.9	2,908	2,453	2,427	3,683,413	3,138,223	3,277,480	1,267	1,279	1,350	2,722	2,233	2,218,348	1,822,775	60.2	55.6	43
23,459,245	15.2	12.3	9.3	3,052	2,537	1,892	6,877,655	5,708,809	4,502,416	2,255	2,250	2,380	2,886	1,777	4,407,875	2,574,525	64.1	57.2	44
6,427,052	7.1	4.7	2.5	541	368	196	3,502,679	2,430,396	1,388,799	6,474	6,604	7,086	524	184	2,497,496	776,384	71.3	55.9	45
543,261,448	100.0	100.0	100.0	747,764	846,090	870,155	123,125,676	134,479,504	137,853,566	165	147	158	505,312	641,484	55,819,119	65,922,415	45.3	47.8	46
2,207,979	0.7	0.3	0.4	11,274	5,248	5,898	3,948,213	902,982	1,095,006	350	172	186	9,767	5,581	3,537,009	877,252	89.6	80.1	47
57,314,648	2.8	2.3	10.6	95,747	91,852	285,824	6,047,931	4,151,841	17,967,566	63	45	68	33,189	133,407	2,650,643	7,225,668	43.8	40.2	48
	8.6	8.1		161,553	179,027		13,329,475	11,844,973		83	66		81,354		4,769,098		35.8		49
133,464,941	25.1	22.6	24.6	232,997	273,572	289,590	51,485,258	50,671,558	56,028,301	135	112	124	168,343	223,384	12,652,571	16,095,888	40.2	44.7	50
199,760,717	37.4	36.3	36.8	190,091	224,131	236,929	42,946,921	45,486,551	50,521,279	226	203	213	163,064	211,772	19,191,513	24,830,382	44.7	49.1	51
107,453,260	19.3	21.5	19.8	49,169	62,934	63,015	18,085,827	22,512,016	25,345,964	368	358	370	43,503	58,971	8,620,945	11,916,441	47.7	51.0	52
(1)	5.3	6.2	(1)	5,925	8,074	(1)	4,684,492	6,125,417	(1)	791	759	(1)	5,327	(1)	2,673,356	(1)	57.1	(1)	53
(1)	1.8	1.9	(1)	869	1,084	(1)	1,719,382	1,933,706	(1)	1,979	1,784	(1)	811	(1)	1,110,113	(1)	64.6	(1)	54
(1)	0.6	0.5	(1)	135	156	(1)	582,764	576,611	(1)	4,317	3,698	(1)	132	(1)	425,588	(1)	73.0	(1)	55
(1)	0.4	0.2	(1)	24	54	(1)	299,453	273,889	(1)	12,478	8,056	(1)	22	(1)	188,283	(1)	62.9	(1)	56
27,026,172	4.7	5.6	5.0	5,524	7,510	7,160	4,257,479	5,492,781	5,529,206	767	731	772	4,954	6,715	2,407,457	3,018,150	56.8	54.6	57
7,555,072	1.3	1.4	1.4	807	1,095	1,109	1,122,077	1,378,158	1,558,100	1,390	1,257	1,405	749	1,055	702,910	908,897	62.6	58.3	58
6,861,389	1.5	1.5	1.3	571	678	580	1,560,247	1,630,974	1,481,992	2,827	2,406	2,555	542	552	1,010,253	861,310	67.3	58.1	59
1,617,272	0.5	0.3	0.3	51	65	48	426,268	409,752	327,950	8,358	6,304	6,832	47	47	276,740	188,647	64.9	57.5	60
778,028,087	100.0	100.0	100.0	884,385	974,950	1,010,065	167,246,557	188,823,511	198,457,816	189	175	196	645,548	776,157	64,423,085	83,589,800	38.5	42.1	61
2,188,516	0.4	0.5	0.3	7,855	10,868	4,806	2,119,615	1,508,358	820,029	270	139	171	7,241	4,318	1,750,755	589,601	81.7	71.9	62
42,866,706	1.6	2.4	5.5	71,571	94,933	198,413	4,686,251	5,872,886	14,185,788	65	62	71	26,667	92,690	1,711,447	5,154,333	36.5	36.3	63
	5.5	7.1		139,080	173,202		12,254,181	14,679,166		88	85		69,695		3,816,182		29.5		64
127,585,182	16.6	20.2	16.4	258,158	285,705	275,202	35,716,616	37,575,156	36,555,338	138	132	134	181,228	199,552	11,668,864	15,872,949	32.7	38.0	65
304,885,491	41.2	37.9	39.2	294,479	295,268	360,351	67,458,052	65,691,090	80,102,947	229	217	222	255,226	318,714	25,847,788	33,722,214	38.3	42.1	66
245,795,336	27.3	25.8	31.3	104,910	106,557	157,832	38,495,154	37,850,274	55,725,779	367	355	354	97,437	147,911	16,418,341	24,822,846	42.7	44.5	67
(1)	4.4	5.0	(1)	7,872	9,868	(1)	5,513,779	6,332,817	(1)	700	655	(1)	7,380	(1)	2,809,458	(1)	51.0	(1)	68
(1)	0.7	0.8	(1)	445	667	(1)	762,957	1,050,490	(1)	1,715	1,575	(1)	420	(1)	458,075	(1)	57.4	(1)	69

TABLE 7.—CLASSIFICATION BY NUMBER OF CHICKENS ON HAND—FARMS REPORTING AND NUMBER OF CHICKENS ON HAND, 1940, 1935, AND 1930:

(Chickens on hand over 4 months old, Apr. 1, 1940

	DIVISION AND STATE AND NUMBER OF CHICKENS ON HAND	CHICKENS ON HAND										CHICKEN EGGS PRODUCED			
		Farms reporting						Number				Farms reporting		Dozens	
		1940	1935	1930	Percent distribution			1940 (Apr. 1)	1935 (Jan. 1)	1930 (Apr. 1)	Percent distribution	1939	1934	1939	1934
					1940	1935	1930				1940 1935 1930				
	GEOGRAPHIC DIVISIONS—Continued W.North Central—Con.														
1	1,600 to 3,199	51	69	(1)	(2)	(2)	(1)	104,757	137,210	(1)	0.1 0.1 (1)	50	69	958,035	950,682
2	3,200 and over	9	17	(1)	(2)	(2)	(1)	55,965	80,445	(1)	0.1 0.1 (1)	9	18	501,945	511,729
3	400 to 699	7,719	9,458	14,274	0.8	0.9	1.4	5,487,430	4,814,681	6,478,735	5.7 4.4 5.5	7,661	9,583	25,571,250	26,768,579
4	700 to 999	515	859	1,059	0.1	0.1	0.1	399,794	666,042	818,292	0.4 0.7 0.7	511	845	3,486,644	4,311,829
5	1,000 to 2,499	250	355	406	(2)	(2)	(1)	314,098	422,784	523,711	0.3 0.4 0.4	243	326	2,895,954	3,228,271
6	2,500 and over	18	28	24	(2)	(2)	(1)	78,441	106,575	84,359	0.1 0.1 0.1	18	25	724,828	406,564
	South Atlantic														
7	Total	887,005	1,005,433	908,187	100.0	100.0	100.0	53,025,093	58,760,454	55,422,409	100.0 100.0 100.0	843,818	960,152	207,079,232	175,177,150
8	None											5,451	1,788	1,413,040	252,267
9	Under 25	450,840	454,058	735,054	48.6	45.3	80.9	5,961,989	6,154,405	14,895,605	18.1 15.9 44.6	395,560	400,797	32,576,958	21,057,589
10	25 to 49	287,686	348,919		32.4	34.8		9,178,978	11,141,858		27.8 28.7	278,356	340,734	49,651,750	42,159,890
11	50 to 99	115,118	156,579	117,187	13.0	15.6	12.9	6,975,052	9,472,954	7,227,377	21.1 24.4 21.6	112,145	154,004	39,599,924	39,648,955
12	100 to 199	37,084	46,786	39,859	4.2	4.7	4.4	4,493,410	5,575,780	4,827,377	13.6 14.4 14.4	36,280	46,015	29,369,772	27,571,510
13	200 to 399	11,612	12,541	11,317	1.3	1.2	1.2	2,880,769	3,066,401	2,798,478	8.7 7.9 8.4	11,448	12,346	22,548,410	18,246,540
14	400 to 799	3,400	3,540	(1)	0.4	0.3	(1)	1,710,922	1,685,081	(1)	5.2 4.3 (1)	3,370	3,281	15,317,485	11,846,565
15	800 to 1,599	974	948	(1)	0.1	0.1	(1)	1,013,543	978,477	(1)	3.1 2.5 (1)	966	934	9,856,338	7,541,396
16	1,600 to 3,199	231	218	(1)	(2)	(2)	(1)	485,745	461,852	(1)	1.5 1.2 (1)	225	212	4,400,702	3,480,275
17	3,200 and over	60	44	(1)	(2)	(2)	(1)	328,707	225,728	(1)	1.0 0.6 (1)	57	41	2,564,895	1,592,585
18	400 to 699	3,076	2,977	3,145	0.3	0.3	0.3	1,479,973	1,428,355	1,520,708	4.5 3.7 4.5	3,047	2,926	13,121,450	9,993,195
19	700 to 999	719	761	826	0.1	0.1	0.1	582,981	594,237	649,658	1.7 1.5 1.9	717	748	5,442,650	4,525,128
20	1,000 to 2,499	758	719	722	0.1	0.1	0.1	1,022,847	988,135	964,176	3.1 2.5 2.9	747	705	9,885,754	7,674,851
21	2,500 and over	112	95	117	(2)	(2)	(2)	471,104	362,573	539,052	1.4 0.9 1.6	107	89	5,691,584	2,267,447
	East South Central														
22	Total	903,925	991,081	888,169	100.0	100.0	100.0	28,204,554	38,367,157	28,617,051	100.0 100.0 100.0	861,087	953,954	158,576,985	132,890,999
23	None											5,642	1,693	823,377	209,740
24	Under 25	450,635	416,114	719,550	49.9	42.0	81.2	6,221,988	5,992,168	14,985,428	22.1 18.9 52.4	414,519	387,505	35,728,225	20,140,957
25	25 to 49	294,441	341,995		32.6	34.5		9,558,340	11,071,375		33.9 31.3	285,469	334,907	51,588,506	40,084,599
26	50 to 99	125,800	179,956	128,458	13.9	18.2	14.5	7,700,212	11,030,989	7,977,080	27.3 31.2 27.9	122,915	177,511	41,276,612	41,311,481
27	100 to 199	28,453	46,455	32,780	3.1	4.7	3.7	5,358,656	5,364,451	5,851,585	11.8 15.2 15.5	27,970	45,882	18,754,282	21,280,809
28	200 to 399	5,891	5,652	4,565	0.4	0.6	0.5	923,995	1,322,115	1,087,012	3.5 3.7 3.8	5,853	5,556	6,272,992	6,194,081
29	400 to 799	564	733	(1)	0.1	0.1	(1)	275,327	364,281	(1)	1.0 1.0 (1)	561	721	2,519,441	2,142,490
30	800 to 1,599	109	129	(1)	(2)	(2)	(1)	108,454	131,851	(1)	0.4 0.4 (1)	108	129	1,098,176	922,551
31	1,600 to 3,199	25	22	(1)	(2)	(2)	(1)	47,053	44,545	(1)	0.2 0.1 (1)	25	22	420,564	415,775
32	3,200 and over	7	9	(1)	(2)	(2)	(1)	32,551	45,608	(1)	0.1 0.1 (1)	7	8	315,050	208,756
33	400 to 699	531	660	720	0.1	0.1	0.1	251,474	312,285	341,697	0.9 0.9 1.2	528	649	2,088,524	1,819,816
34	700 to 999	93	132	179	(2)	(2)	(2)	74,604	102,746	140,520	0.3 0.3 0.5	93	131	752,599	695,827
35	1,000 to 2,499	67	88	119	(2)	(2)	(2)	90,936	114,444	156,161	0.3 0.3 0.5	66	88	910,185	859,153
36	2,500 and over	12	13	18	(2)	(2)	(2)	46,551	56,608	77,570	0.2 0.2 0.3	12	12	403,705	354,756
	West South Central														
37	Total	861,915	991,875	907,266	100.0	100.0	100.0	41,343,853	41,398,264	43,254,022	100.0 100.0 100.0	817,747	941,580	278,288,751	195,959,512
38	None											4,202	2,880	1,066,146	389,028
39	Under 25	295,280	402,242	609,407	34.3	40.6	67.2	4,320,201	5,878,504	13,798,356	10.4 14.2 31.9	285,732	365,705	27,528,949	22,059,528
40	25 to 49	275,060	315,846		31.9	31.8		9,195,280	10,519,098		22.2 24.9	265,485	303,282	58,450,103	42,698,828
41	50 to 99	187,264	185,659	189,528	21.7	18.7	20.9	11,756,208	11,465,001	12,000,029	28.4 27.7 27.7	181,822	181,068	76,905,907	55,824,888
42	100 to 199	82,887	72,325	83,836	9.6	7.3	9.2	10,155,855	8,690,752	10,309,756	24.6 21.0 23.8	81,352	71,071	69,593,097	44,472,906
43	200 to 399	19,126	15,701	21,071	2.2	1.6	2.3	4,552,659	3,709,356	5,070,665	11.0 9.0 11.7	18,905	15,494	52,958,986	21,185,054
44	400 to 799	1,971	1,771	(1)	0.2	0.2	(1)	940,734	881,048	(1)	2.3 2.1 (1)	1,953	1,743	7,938,356	5,720,567
45	800 to 1,599	277	289	(1)	(2)	(2)	(1)	281,870	291,847	(1)	0.7 0.7 (1)	271	278	2,554,092	2,137,451
46	1,600 to 3,198	59	50	(1)	(2)	(2)	(1)	79,814	110,900	(1)	0.2 0.3 (1)	56	49	740,987	716,188
47	3,200 and over	11	12	(1)	(2)	(2)	(1)	65,152	71,798	(1)	0.2 0.2 (1)	11	12	774,128	595,316
48	400 to 699	1,882	1,658	2,665	0.2	0.2	0.3	862,740	765,485	1,252,485	2.1 1.8 2.9	1,844	1,813	7,238,815	5,086,057
49	700 to 999	249	271	470	(2)	(2)	0.1	198,555	212,060	365,579	0.5 0.5 0.8	246	264	1,707,516	1,491,216
50	1,000 to 2,499	169	184	269	(2)	(2)	(1)	223,552	239,857	350,494	0.5 0.6 0.8	165	177	2,059,395	1,707,754
51	2,500 and over	18	29	22	(2)	(2)	(1)	84,865	118,411	108,700	0.2 0.3 0.2	18	28	999,857	884,295
	Mountain														
52	Total	170,413	201,798	181,761	100.0	100.0	100.0	10,796,771	11,907,257	12,372,605	100.0 100.0 100.0	157,889	191,194	81,155,380	82,121,956
53	None											1,708	1,555	742,933	417,362
54	Under 25	54,622	69,838	100,999	32.1	34.5	55.6	859,992	1,081,695	2,582,398	7.8 9.1 20.7	46,852	62,080	5,756,072	6,717,849
55	25 to 49	47,963	58,165		28.1	28.8		1,668,187	2,014,924		15.5 16.9	44,525	55,559	11,276,652	12,475,841
56	50 to 99	40,706	45,777	48,286	23.9	22.7	26.6	2,564,214	2,850,810	3,080,320	23.9 23.9 24.9	38,654	44,398	17,228,508	17,725,267
57	100 to 199	18,617	19,478	22,530	10.9	9.7	12.4	2,280,496	2,355,096	2,771,105	21.1 19.8 22.4	17,878	19,001	15,567,558	14,751,972
58	200 to 399	5,871	5,955	6,928	3.4	2.9	3.8	1,461,563	1,455,028	1,720,577	13.5 12.2 13.9	5,717	5,858	11,249,121	10,668,725
59	400 to 799	1,882	1,957	(1)	1.1	1.0	(1)	949,761	988,499	(1)	8.8 8.3 (1)	1,856	1,959	8,962,333	8,428,474
60	800 to 1,599	609	673	(1)	0.4	0.3	(1)	655,676	695,658	(1)	5.9 5.8 (1)	600	668	6,331,318	6,541,077
61	1,600 to 3,199	118	146	(1)	0.1	0.1	(1)	240,191	310,251	(1)	2.2 2.6 (1)	115	145	2,629,034	2,974,850
62	3,200 and over	27	31	(1)	(2)	(2)	(1)	156,691	155,500	(1)	1.5 1.3 (1)	26	31	1,409,811	1,620,559
63	400 to 699	1,678	1,755	1,940	1.0	0.9	1.1	804,378	844,744	946,708	7.5 7.1 7.7	1,655	1,738	7,557,580	7,170,355
64	700 to 999	466	482	552	0.3	0.2	0.3	365,080	379,791	434,510	3.4 3.2 3.5	460	477	5,532,979	5,376,171
65	1,000 to 2,499	441	497	487	0.3	0.2	0.3	598,498	655,695	845,778	5.5 5.5 5.2	434	495	6,159,140	6,027,795
66	2,500 and over	49	73	59	(2)	(2)	(2)	196,363	269,480	211,211	1.8 2.3 1.7	48	73	2,082,797	2,790,621

1 Comparison with later censuses may be found in groups below beginning with 400-699. 2 Less than one-tenth of 1 percent.

OF EGGS PRODUCED AND CHICKENS RAISED, 1939, 1934, AND 1929; AND OF CHICKENS SOLD, 1939 AND 1929; BY DIVISIONS AND STATES—Con.

and over 3 months old Jan. 1, 1935 and Apr. 1, 1930)

CHICKEN EGGS PRODUCED—Contd.				CHICKENS RAISED									CHICKENS SOLD						
Dozens—Continued				Farms reporting			Number						Farms reporting		Number				
1929	Percent distribution			1939	1934	1929	1939	1934	1929	Average per farm reporting			1939	1929	1939	1929	Ratio to chickens raised (percent)		
	1939	1934	1929							1939	1934	1929					1939	1929	
(1)	0.2	0.2	(1)	49	68	(1)	201,492	202,618	(1)	4,112	2,980	(1)	46	(1)	148,956	(1)	72.9	(1)	1
(1)	0.1	0.1	(1)	8	16	(1)	58,500	82,880	(1)	7,312	5,168	(1)	8	(1)	55,259	(1)	60.2	(1)	2
45,352,816	4.1	4.6	5.8	7,611	9,252	14,187	5,253,225	5,915,260	8,922,522	688	641	629	7,134	13,545	2,857,364	4,275,271	50.8	47.9	3
6,372,145	0.6	0.7	0.8	502	856	1,046	628,501	948,783	1,136,968	1,252	1,155	1,087	470	1,004	356,657	571,340	56.8	50.3	4
4,368,425	0.5	0.6	0.6	245	524	403	580,682	705,155	855,079	2,370	2,176	2,072	233	361	336,428	476,153	57.9	57.0	5
677,490	0.1	0.1	0.1	16	25	25	94,522	101,405	157,566	5,908	4,056	6,842	17	22	79,281	105,093	83.9	66.8	6
222,457,122	100.0	100.0	100.0	826,399	926,111	888,829	101,859,946	73,479,747	70,948,486	123	79	80	380,556	485,770	57,556,069	28,325,496	56.6	39.9	7
623,414	0.7	0.1	0.3	8,605	2,690	5,746	18,525,067	2,626,692	525,757	2,153	976	140	5,506	2,459	17,953,860	405,476	96.9	76.7	8
90,758,898	15.7	12.2	40.8	381,175	379,072	715,699	20,072,729	13,852,171	38,195,275	53	37	54	117,107	347,947	7,654,861	12,107,269	58.1	31.7	9
	24.0	24.3		274,581	352,306		23,176,254	21,319,068		84	64		128,963		8,972,361		38.7		10
46,855,852	19.0	22.9	21.1	110,495	150,761	115,979	15,851,454	16,147,854	15,274,155	145	107	114	67,812	85,915	7,817,044	5,608,902	48.1	42.5	11
33,073,122	14.2	15.9	14.9	55,655	45,005	59,432	10,097,235	9,081,628	8,028,142	285	202	204	27,395	33,040	6,012,356	3,960,610	59.5	49.3	12
21,500,295	10.9	10.5	9.6	11,300	11,955	11,205	6,485,199	5,059,927	4,690,022	574	424	419	9,586	10,012	4,196,342	2,551,358	64.7	54.4	13
(1)	7.4	6.8	(1)	5,556	5,185	(1)	3,615,914	2,709,674	(1)	1,084	851	(1)	5,000	(1)	2,375,684	(1)	65.7	(1)	14
(1)	4.8	4.4	(1)	963	907	(1)	1,967,670	1,540,768	(1)	2,045	1,699	(1)	906	(1)	1,544,658	(1)	68.5	(1)	15
(1)	2.1	2.0	(1)	231	212	(1)	1,018,118	735,900	(1)	4,407	3,471	(1)	222	(1)	724,393	(1)	71.2	(1)	16
(1)	1.2	0.8	(1)	60	40	(1)	870,328	406,065	(1)	14,505	10,152	(1)	59	(1)	684,550	(1)	78.7	(1)	17
12,694,898	6.3	5.8	5.7	3,017	2,857	3,116	3,147,005	2,274,125	2,677,300	1,043	802	859	2,707	2,851	2,071,297	1,507,988	65.8	56.3	18
5,704,079	2.6	2.5	2.6	709	733	820	1,089,242	924,345	1,082,064	1,536	1,261	1,320	657	763	709,847	609,589	65.2	58.3	19
8,665,751	4.6	4.4	3.9	752	687	719	2,090,854	1,535,035	1,698,795	2,780	2,234	2,363	714	677	1,454,634	1,026,225	69.6	60.4	20
2,802,835	1.8	1.5	1.5	112	87	115	1,144,929	658,904	777,000	10,223	7,574	6,757	109	108	893,487	550,099	78.0	70.8	21
176,281,059	100.0	100.0	100.0	841,786	919,882	872,921	53,615,016	56,346,029	54,740,735	64	61	63	397,056	445,574	16,242,912	18,196,055	30.3	33.2	22
401,622	0.5	0.2	0.2	7,250	2,154	3,333	621,772	155,457	215,690	86	65	65	4,806	2,185	469,356	143,375	75.5	66.5	23
92,867,725	21.5	15.2	52.7	397,525	365,056	703,965	15,212,842	11,421,199	35,598,526	38	31	48	138,141	317,928	3,742,167	9,784,941	24.6	29.1	24
	52.9	30.2		282,512	327,557		18,440,265	18,676,056		65	57		149,923		5,105,946		27.7		25
46,816,824	26.4	31.1	26.6	122,259	175,358	127,505	12,531,622	16,651,298	13,064,118	103	95	103	80,297	93,084	4,008,523	4,850,588	32.0	37.1	26
23,027,965	12.0	16.0	15.1	27,758	45,483	32,560	4,677,590	7,057,023	5,285,650	169	155	162	20,374	25,753	1,795,753	2,141,791	38.4	40.7	27
7,416,183	4.0	4.7	4.2	5,809	5,442	4,536	1,333,729	1,580,823	1,440,814	330	290	318	2,955	3,727	644,451	674,370	48.3	48.8	28
(1)	1.5	1.6	(1)	556	702	(1)	445,144	439,281	(1)	801	626	(1)	459	(1)	285,887	(1)	59.3	(1)	29
(1)	0.7	0.7	(1)	109	122	(1)	206,052	175,284	(1)	1,890	1,437	(1)	98	(1)	128,628	(1)	62.4	(1)	30
(1)	0.3	0.3	(1)	25	20	(1)	71,202	94,568	(1)	3,096	4,718	(1)	18	(1)	45,972	(1)	64.6	(1)	31
(1)	0.2	0.2	(1)	7	8	(1)	75,000	115,500	(1)	10,714	14,412	(1)	5	(1)	40,249	(1)	53.7	(1)	32
2,642,964	1.5	1.4	1.5	523	632	712	402,114	382,981	504,856	769	606	709	428	609	233,757	271,211	58.1	53.7	33
1,257,204	0.5	0.5	0.7	95	125	177	119,277	128,771	224,664	1,255	1,050	1,269	82	184	67,985	154,658	57.0	59.9	34
1,312,151	0.6	0.6	0.7	67	85	117	178,025	176,261	259,479	2,657	2,124	2,047	60	108	119,022	150,097	66.9	54.3	35
556,422	0.3	0.3	0.3	12	12	18	97,982	136,200	168,958	8,165	11,350	9,274	10	16	57,992	85,266	59.2	51.1	36
296,459,781	100.0	100.0	100.0	787,507	880,546	898,582	75,311,081	81,246,883	78,047,869	96	70	87	527,521	395,589	25,977,487	24,342,770	54.5	51.2	37
1,081,968	0.4	0.2	0.4	5,621	3,269	4,510	4,651,497	355,025	578,191	824	108	88	3,894	2,879	4,273,392	251,545	92.3	61.2	38
98,057,544	9.8	11.4	31.4	247,202	328,765	597,810	11,406,102	10,708,850	51,199,600	46	33	52	62,854	203,507	3,510,280	8,125,089	30.8	26.0	39
	21.0	22.1		256,235	288,389		17,917,885	16,422,977		70	57		103,095		4,687,220		26.2		40
80,670,729	27.6	27.8	27.2	177,798	174,284	188,604	19,344,585	16,786,500	21,482,290	109	96	114	92,313	110,948	5,525,722	8,561,294	27.5	30.5	41
69,236,079	25.0	22.9	25.4	79,674	68,846	85,497	13,868,500	11,104,650	15,541,965	174	161	184	50,145	58,711	4,457,808	5,228,808	52.1	54.1	42
35,523,358	11.8	10.9	12.0	18,706	15,021	20,971	5,868,898	4,151,533	6,567,789	305	276	313	13,411	16,651	2,202,585	2,559,524	38.9	39.0	43
(1)	2.9	2.9	(1)	1,949	1,661	(1)	1,488,642	1,011,378	(1)	764	609	(1)	1,556	(1)	850,555	(1)	57.1	(1)	44
(1)	0.9	1.1	(1)	273	271	(1)	641,975	465,861	(1)	2,352	1,719	(1)	234	(1)	429,059	(1)	66.8	(1)	45
(1)	0.5	0.4	(1)	38	48	(1)	191,917	136,216	(1)	5,050	2,838	(1)	29	(1)	128,401	(1)	66.9	(1)	46
(1)	0.5	0.5	(1)	11	12	(1)	151,074	107,915	(1)	13,734	8,993	(1)	10	(1)	112,889	(1)	74.7	(1)	47
9,770,058	2.6	2.6	3.5	1,842	1,537	2,658	1,372,485	896,529	1,707,455	745	585	647	1,441	2,280	780,668	827,979	56.9	48.5	48
3,159,101	0.6	0.8	1.1	248	255	464	314,915	290,660	551,890	1,280	1,140	1,146	218	402	188,388	287,468	59.2	54.0	49
3,008,079	0.7	0.9	1.0	165	172	266	586,864	559,108	615,405	3,557	2,088	2,314	154	230	406,052	572,406	69.2	60.5	50
975,105	0.4	0.5	0.5	18	28	22	199,366	175,073	223,306	11,076	6,255	10,150	16	21	147,594	150,657	74.0	67.5	51
97,428,594	100.0	100.0	100.0	147,511	164,970	178,548	18,341,214	17,364,209	21,067,985	124	105	118	55,082	71,692	6,112,465	7,309,665	33.3	34.7	52
662,356	0.9	0.5	0.7	2,122	1,625	1,639	581,025	164,564	211,765	279	101	129	1,265	1,286	500,859	164,857	84.7	77.8	53
19,916,028	7.1	8.2	20.4	40,032	48,258	96,976	1,656,519	1,656,958	4,821,985	41	34	50	7,008	24,266	441,058	1,211,265	26.6	25.1	54
	15.9	15.2		42,227	48,967		3,085,935	3,092,692		73	63		12,673		708,245		23.0		55
22,572,842	21.2	21.6	23.2	37,605	41,045	47,756	4,629,458	4,248,217	5,188,165	123	103	109	17,342	23,538	1,259,240	1,441,370	26.8	27.8	56
20,391,868	19.2	18.0	20.9	17,419	17,519	22,322	3,650,277	3,219,804	4,316,820	210	184	193	10,937	14,672	1,185,548	1,445,136	32.5	33.4	57
15,780,215	15.9	13.0	14.1	5,547	5,110	6,843	2,139,464	1,944,797	2,756,333	386	381	403	3,905	5,290	829,021	1,158,759	38.7	41.3	58
(1)	11.0	10.3	(1)	1,825	1,691	(1)	1,287,995	1,410,464	(1)	707	834	(1)	1,558	(1)	586,427	(1)	44.0	(1)	59
(1)	7.8	7.7	(1)	594	603	(1)	815,941	998,726	(1)	1,374	1,656	(1)	480	(1)	384,185	(1)	47.1	(1)	60
(1)	3.2	3.6	(1)	115	125	(1)	311,352	399,887	(1)	2,707	3,199	(1)	95	(1)	182,396	(1)	52.2	(1)	61
(1)	1.7	2.0	(1)	27	29	(1)	175,250	250,100	(1)	6,417	7,934	(1)	23	(1)	95,506	(1)	55.1	(1)	62
8,406,124	9.5	8.7	8.6	1,623	1,516	1,921	1,103,333	1,208,055	1,597,165	680	797	831	1,203	1,651	482,929	769,955	45.8	48.2	63
3,903,405	4.4	4.1	4.0	455	425	547	468,603	556,627	717,652	1,030	1,310	1,312	354	495	213,903	359,877	45.6	50.1	64
6,052,048	7.6	7.3	8.2	432	440	485	782,923	906,147	1,129,474	1,812	2,064	2,329	358	441	378,055	591,255	48.3	52.3	65
1,803,712	2.6	3.4	1.9	49	67	59	235,677	366,348	350,632	4,789	5,468	5,943	41	55	133,625	189,231	57.2	54.0	66

TABLE 7.—CLASSIFICATION BY NUMBER OF CHICKENS ON HAND—FARMS REPORTING AND NUMBER OF CHICKENS ON HAND, 1940, 1935, AND 1930;

(Chickens on hand over 4 months old, Apr. 1, 1940

	DIVISION AND STATE AND NUMBER OF CHICKENS ON HAND	CHICKENS ON HAND											CHICKEN EGGS PRODUCED			
		Farms reporting						Number							Dozens	
		1940	1935	1930	Percent distribution			1940 (Apr. 1)	1935 (Jan. 1)	1930 (Apr. 1)	Percent distribution			Farms reporting		
					1940	1935	1930				1940	1935	1930	1939	1934	1939	1934
	GEOGRAPHIC DIVISIONS—Continued																
	Pacific																
1	Total	178,715	206,334	180,992	100.0	100.0	100.0	21,290,247	22,988,268	26,887,957	100.0	100.0	100.0	184,973	190,979	208,087,233	199,522,192
2	None													2,228	751	3,117,900	811,696
3	Under 25	74,495	81,425	106,577	41.7	39.5	58.9	1,129,758	1,266,187	2,529,805	5.3	5.5	9.4	64,271	70,729	9,242,507	8,275,476
4	25 to 49	43,900	50,437		24.6	24.4		1,492,835	1,725,554		7.0	7.5		40,855	47,588	11,250,149	11,452,570
5	50 to 99	28,153	33,928	31,119	14.6	16.4	17.2	1,621,261	2,090,982	1,954,469	7.6	9.1	7.3	24,634	32,582	11,899,743	14,609,886
6	100 to 199	13,136	17,067	16,024	7.4	8.3	8.9	1,648,539	2,109,580	2,025,882	7.7	9.2	7.5	12,488	16,401	13,157,990	16,369,299
7	200 to 399	8,592	10,428	10,824	4.8	5.1	6.0	2,248,402	2,672,476	2,849,236	10.6	11.6	10.6	8,281	10,117	21,824,888	25,811,459
8	400 to 799	6,675	7,292	(1)	3.7	3.5	(1)	3,545,797	3,852,777	(1)	16.7	16.7	(1)	6,525	7,146	37,287,689	36,851,522
9	800 to 1,599	3,937	4,134	(1)	2.2	2.0	(1)	4,195,297	4,391,784	(1)	19.7	19.1	(1)	3,881	4,090	45,142,102	42,747,731
10	1,600 to 3,199	1,405	1,281	(1)	0.8	0.6	(1)	3,029,302	2,766,446	(1)	14.2	12.0	(1)	1,392	1,258	31,743,837	25,709,018
11	3,200 and over	422	342	(1)	0.2	0.2	(1)	2,381,056	2,154,502	(1)	11.2	9.3	(1)	420	337	23,620,428	19,085,557
12	400 to 699	5,585	6,186	7,361	3.1	3.0	4.1	2,765,878	3,046,184	3,678,498	13.0	13.3	13.7	5,452	6,055	28,784,733	29,019,961
13	700 to 999	2,574	2,830	3,454	1.4	1.3	1.9	2,050,028	2,067,926	2,746,961	9.5	9.0	10.2	2,533	2,601	21,928,251	20,275,156
14	1,000 to 2,499	3,452	3,540	4,606	1.9	1.7	2.5	4,853,168	4,892,849	6,450,733	22.8	21.3	24.0	3,408	3,497	51,809,001	46,852,809
15	2,500 and over	828	891	1,027	0.5	0.3	0.6	3,502,378	3,118,550	4,854,375	16.5	13.6	17.3	823	678	35,274,091	28,066,100
	NEW ENGLAND																
	Maine																
16	Total	20,127	27,619	27,342	100.0	100.0	100.0	1,542,092	1,518,685	1,451,055	100.0	100.0	100.0	18,985	25,685	16,044,548	12,844,018
17	None													850	418	785,388	157,296
18	Under 25	9,584	12,749	20,268	46.6	46.2	74.1	127,857	177,837	487,830	8.3	11.7	32.2	8,040	11,097	1,115,952	1,410,830
19	25 to 49	5,576	8,419		27.7	30.5		184,498	272,621		12.0	18.0		5,181	7,915	1,476,138	2,065,289
20	50 to 99	2,245	3,460	4,025	11.2	12.5	14.7	142,387	214,226	255,393	9.2	14.1	17.5	2,125	3,324	1,296,866	1,712,118
21	100 to 199	1,329	1,566	1,820	6.6	5.7	6.7	170,842	199,287	232,400	11.1	13.1	16.0	1,260	1,510	1,653,067	1,643,799
22	200 to 399	787	838	800	3.9	3.0	2.9	208,399	215,485	204,689	13.5	14.2	14.1	758	824	2,260,123	1,932,118
23	400 to 799	517	405	(1)	2.6	1.5	(1)	275,200	206,874	(1)	17.8	13.6	(1)	511	397	3,081,807	1,865,007
24	800 to 1,599	220	150	(1)	1.1	0.5	(1)	250,428	153,859	(1)	14.9	10.1	(1)	219	148	2,554,455	1,485,577
25	1,600 to 3,199	56	28	(1)	0.3	0.1	(1)	128,225	56,896	(1)	8.3	3.7	(1)	56	28	1,235,694	441,587
26	3,200 and over	13	4	(1)	0.1	(2)	(1)	74,478	21,800	(1)	4.8	1.4	(1)	13	4	609,478	130,417
27	400 to 699	440	367	293	2.2	1.3	1.1	219,654	179,478	141,120	14.2	11.8	9.7	434	359	2,482,669	1,807,318
28	700 to 999	170	100	87	0.8	0.4	0.3	133,955	80,098	68,973	8.7	5.3	4.8	169	99	1,491,780	757,535
29	1,000 to 2,499	161	111	45	0.8	0.4	0.2	219,142	145,717	61,330	14.2	9.5	4.2	161	110	2,370,985	1,515,789
30	2,500 and over	35	9	6	0.2	(2)	(2)	135,578	35,955	21,300	8.8	2.4	1.5	35	9	1,155,780	243,966
	New Hampshire																
31	Total	8,261	11,651	10,451	100.0	100.0	100.0	1,362,894	1,203,605	914,636	100.0	100.0	100.0	7,767	10,811	14,520,868	10,693,696
32	None													405	225	396,595	136,406
33	Under 25	3,211	5,033	6,705	38.9	43.2	64.2	42,437	67,447	155,689	3.1	5.6	17.0	2,661	4,501	459,113	548,306
34	25 to 49	1,792	2,869		21.7	24.6		59,154	92,752		4.3	7.7		1,614	2,672	527,670	733,485
35	50 to 99	1,026	1,498	1,699	12.4	12.9	16.3	64,718	94,633	108,759	4.7	7.9	11.9	954	1,417	821,613	779,257
36	100 to 199	720	865	974	8.7	7.4	9.3	92,665	111,536	126,049	6.8	9.3	13.8	679	855	993,187	985,017
37	200 to 399	610	640	635	7.4	5.5	6.1	163,401	167,657	166,207	12.0	13.9	18.2	585	627	1,680,047	1,496,615
38	400 to 799	504	458	(1)	6.1	3.9	(1)	268,752	242,097	(1)	19.7	20.1	(1)	499	450	3,069,102	2,202,140
39	800 to 1,599	280	218	(1)	3.4	1.9	(1)	302,980	228,392	(1)	22.2	19.0	(1)	275	214	3,182,771	1,956,180
40	1,600 to 3,199	85	55	(1)	1.0	0.5	(1)	185,748	119,097	(1)	13.5	9.9	(1)	84	55	1,758,806	1,155,175
41	3,200 and over	33	15	(1)	0.4	0.1	(1)	185,041	80,014	(1)	13.6	6.6	(1)	33	15	1,851,964	723,115
42	400 to 699	424	395	250	5.1	3.4	2.4	210,849	196,759	122,701	15.5	16.3	13.4	421	388	2,595,841	1,752,310
43	700 to 999	186	161	85	2.3	1.4	0.8	149,426	129,542	68,004	11.0	10.7	7.4	180	159	1,595,743	1,175,812
44	1,000 to 2,499	238	160	88	2.9	1.4	0.8	357,702	222,561	115,475	24.8	18.5	12.6	236	157	3,505,865	1,982,447
45	2,500 and over	54	30	15	0.7	0.3	0.1	242,544	120,958	51,752	17.8	10.0	5.7	54	30	2,345,198	1,144,041
	Vermont																
46	Total	12,905	18,344	18,677	100.0	100.0	100.0	862,546	743,119	749,203	100.0	100.0	100.0	12,299	16,827	5,669,548	5,922,724
47	None													350	258	150,897	57,717
48	Under 25	6,325	9,058	14,905	49.0	49.4	79.8	87,964	127,899	329,970	10.3	17.2	44.0	5,857	7,768	835,984	954,758
49	25 to 49	3,665	5,761		28.4	31.4		118,672	184,750		17.9	24.9		3,489	5,426	795,452	1,385,270
50	50 to 99	1,585	2,258	2,495	12.3	12.3	13.4	100,980	139,228	155,207	15.2	18.7	20.7	1,533	2,155	699,278	1,048,828
51	100 to 199	740	810	825	5.7	4.4	4.4	93,207	101,152	101,489	14.1	13.6	13.5	711	774	749,013	822,276
52	200 to 399	375	305	319	2.9	1.7	1.7	94,711	78,042	80,046	14.3	10.5	10.7	365	296	820,510	688,191
53	400 to 799	140	104	(1)	1.1	0.6	(1)	73,557	55,106	(1)	11.1	7.1	(1)	139	104	854,510	470,486
54	800 to 1,599	61	38	(1)	0.5	0.2	(1)	62,046	36,708	(1)	9.4	4.9	(1)	61	38	860,673	536,218
55	1,600 to 3,199	13	9	(1)	0.1	(2)	(1)	26,609	18,254	(1)	4.0	2.5	(1)	13	9	287,249	157,440
56	3,200 and over	1	1	(1)	(2)	(2)	(1)	4,800	4,000	(1)	0.7	0.5	(1)	1	1	40,000	1,560
57	400 to 699	125	89	93	1.0	0.5	0.5	62,777	42,526	44,272	9.5	5.7	5.9	125	89	879,398	387,385
58	700 to 999	46	36	28	0.4	0.2	0.1	37,026	28,315	22,270	5.6	3.8	3.0	45	36	458,041	240,134
59	1,000 to 2,499	42	24	11	0.3	0.1	0.1	59,609	31,745	13,599	9.0	4.3	1.8	42	24	628,495	287,815
60	2,500 and over	2	3	1	(2)	(2)	(2)	7,400	9,484	2,550	1.1	1.3	0.3	2	3	76,500	50,390
	Massachusetts																
61	Total	16,547	21,759	18,078	100.0	100.0	100.0	3,138,271	2,517,778	1,925,852	100.0	100.0	100.0	15,872	20,285	33,737,301	24,079,913
62	None													588	229	772,030	205,617
63	Under 25	6,089	8,210	10,294	36.7	39.1	56.9	82,011	114,916	228,800	2.6	4.6	11.9	5,257	7,559	820,990	910,480
64	25 to 49	3,022	4,925		18.3	22.6		96,511	154,869		3.1	6.2		2,740	4,626	908,759	1,374,081
65	50 to 99	1,933	2,632	3,144	11.7	13.0	17.4	121,186	178,690	200,554	3.9	7.0	10.4	1,787	2,727	1,250,082	1,659,096
66	100 to 199	1,691	2,318	2,161	10.2	10.7	12.0	212,336	293,378	278,049	6.8	11.7	14.4	1,601	2,249	2,188,349	2,772,416
67	200 to 399	1,595	1,802	1,411	9.6	7.4	7.8	413,028	411,640	364,195	13.2	16.3	18.9	1,516	1,586	4,240,496	5,968,285

1 Comparison with later censuses may be found in groups below beginning with 400-699. 2 Less than one-tenth of 1 percent.

OF EGGS PRODUCED AND CHICKENS RAISED, 1939, 1934, AND 1929; AND OF CHICKENS SOLD, 1939 AND 1929; BY DIVISIONS AND STATES—Con.

and over 3 months old Jan. 1, 1935 and Apr. 1, 1930)

CHICKEN EGGS PRODUCED—Contd.				CHICKENS RAISED									CHICKENS SOLD						
Dozens—Continued				Farms reporting			Number						Farms reporting		Number				
1929	Percent distribution			1939	1934	1929	1939	1934	1929	Average per farm reporting			1939	1929	1939	1929	Ratio to chickens raised (percent)		
	1939	1934	1929							1939	1934	1929					1939	1929	
259,195,089	100.0	100.0	100.0	148,522	148,767	176,570	57,455,428	29,774,244	42,320,966	252	200	240	52,193	73,872	21,755,191	20,910,884	58.0	49.4	1
5,096,070	1.5	0.4	1.2	3,111	886	1,805	4,584,447	874,015	1,061,971	1,474	988	588	2,052	1,704	4,369,337	1,087,209	95.3	102.4	2
22,197,214	4.4	4.1	8.6	55,105	47,997	101,502	2,788,521	1,736,772	5,150,382	53	36	51	8,082	25,086	1,354,411	1,724,156	48.6	33.6	3
	5.4	5.7		37,616	39,049		2,688,500	2,240,724		71	57		9,694		985,890		36.7		4
18,253,373	5.7	7.3	6.3	23,162	27,755	30,694	2,828,134	2,637,301	3,333,100	122	95	109	9,588	14,741	1,209,943	1,227,954	42.8	36.8	5
18,251,345	6.3	8.2	7.0	11,758	13,764	15,775	2,899,152	2,556,003	3,199,118	247	186	205	7,005	9,998	1,496,778	1,370,494	51.6	42.8	6
28,259,116	10.4	11.9	10.9	7,872	8,174	10,827	5,808,731	3,218,555	4,805,084	484	394	452	5,740	8,073	2,091,301	2,354,132	54.9	49.0	7
(1)	17.9	18.4	(1)	6,333	6,086	(1)	5,288,814	4,922,528	(1)	832	811	(1)	5,158	(1)	2,901,339	(1)	55.1	(1)	8
(1)	21.7	21.4	(1)	5,796	3,639	(1)	5,506,016	5,449,794	(1)	1,450	1,498	(1)	3,277	(1)	3,064,350	(1)	55.7	(1)	9
(1)	15.3	12.9	(1)	1,357	1,159	(1)	3,836,381	3,498,169	(1)	2,827	3,071	(1)	1,212	(1)	2,254,462	(1)	58.8	(1)	10
(1)	11.4	9.6	(1)	414	298	(1)	3,246,752	2,640,385	(1)	7,842	8,860	(1)	385	(1)	2,007,580	(1)	61.8	(1)	11
38,424,900	13.8	14.5	14.8	5,280	5,112	7,224	4,130,485	3,979,697	5,765,319	782	779	798	4,270	6,158	2,288,301	3,042,881	55.4	52.8	12
28,266,115	10.5	10.2	10.9	2,484	2,289	3,404	2,860,977	2,482,274	3,888,318	1,152	1,084	1,142	2,085	3,018	1,570,442	2,045,804	54.9	52.6	13
65,932,178	24.9	23.5	24.7	3,338	3,142	4,558	6,222,611	6,214,643	9,057,037	1,864	1,978	1,996	2,936	4,134	3,524,104	4,880,692	56.6	53.9	14
40,512,778	17.0	14.1	15.6	798	599	1,001	4,643,872	3,854,262	6,082,639	5,819	6,401	6,077	741	960	2,844,884	3,177,582	61.3	52.2	15
15,757,577	100.0	100.0	100.0	17,327	22,272	26,674	5,792,527	5,082,961	5,258,007	219	138	121	8,777	14,457	2,522,546	1,845,441	66.5	57.0	16
129,199	4.9	1.2	0.9	1,104	355	489	384,548	62,399	76,593	348	176	157	844	484	345,928	67,442	90.0	88.1	17
4,283,878	6.9	11.0	31.2	6,643	9,354	19,284	289,668	230,641	816,538	41	25	42	1,755	8,152	129,701	334,539	48.1	41.0	18
	9.2	16.1		4,798	6,904		326,182	371,204		68	54		2,256		132,384		40.6		19
2,307,680	8.1	13.3	16.8	2,006	2,973	3,914	286,994	347,061	475,427	143	117	121	1,444	3,059	151,064	257,447	52.8	54.2	20
2,133,278	10.3	12.8	15.5	1,256	1,359	1,775	365,191	394,228	505,122	312	290	285	1,049	1,625	228,971	307,640	59.4	60.9	21
1,970,749	14.1	15.0	14.3	751	772	788	517,582	499,102	595,781	689	647	754	674	753	330,524	358,023	63.9	60.3	22
(1)	19.2	14.3	(1)	502	385	(1)	653,258	540,088	(1)	1,301	1,410	(1)	484	(1)	470,029	(1)	72.0	(1)	23
(1)	15.8	11.6	(1)	219	141	(1)	595,484	409,038	(1)	2,719	2,901	(1)	208	(1)	445,260	(1)	74.8	(1)	24
(1)	7.7	3.4	(1)	58	27	(1)	253,750	185,200	(1)	4,531	6,785	(1)	54	(1)	201,367	(1)	79.4	(1)	25
(1)	3.8	1.0	(1)	12	4	(1)	119,890	46,000	(1)	9,991	11,500	(1)	11	(1)	87,300	(1)	72.8	(1)	26
1,437,715	15.3	12.5	10.5	428	345	288	506,036	469,288	369,942	1,188	1,360	1,285	411	276	362,989	250,568	71.7	67.7	27
888,382	9.3	5.9	5.0	169	96	87	351,850	202,798	214,694	2,082	2,112	2,468	182	81	280,621	145,183	74.1	67.6	28
593,485	14.8	10.2	4.3	160	105	45	545,006	417,440	164,510	3,406	3,976	3,656	152	45	415,491	111,246	76.2	67.6	29
193,211	7.1	1.9	1.4	34	9	6	219,490	88,800	21,400	6,456	9,867	3,567	32	4	164,875	13,375	75.1	62.5	30
8,556,619	100.0	100.0	100.0	6,987	9,464	10,324	3,804,062	3,158,478	2,679,070	544	334	259	4,082	5,557	2,849,705	1,679,926	74.9	62.7	31
121,126	2.7	1.3	1.4	481	227	207	438,829	83,363	93,015	912	367	449	385	180	389,866	80,741	84.2	86.8	32
1,504,553	3.2	5.1	17.6	2,182	3,607	6,428	150,962	101,333	368,241	70	28	57	566	2,408	98,894	182,779	65.5	49.6	33
	3.8	6.9		1,462	2,300		123,505	181,401		84	70		636		85,017		52.6		34
976,855	4.3	7.3	11.4	847	1,283	1,687	157,345	183,527	256,556	186	145	142	592	1,179	98,650	127,211	62.7	53.8	35
1,138,287	6.8	9.0	13.3	607	757	963	241,603	257,130	321,577	398	340	334	520	813	165,534	191,828	68.5	59.7	36
1,509,259	11.6	14.0	17.7	556	593	625	427,168	424,647	550,238	768	716	848	533	559	297,226	337,957	69.6	63.7	37
(1)	21.1	20.6	(1)	482	459	(1)	701,256	649,601	(1)	1,455	1,480	(1)	470	(1)	515,298	(1)	73.5	(1)	38
(1)	21.9	18.3	(1)	274	209	(1)	758,980	644,497	(1)	2,770	3,084	(1)	268	(1)	587,658	(1)	74.8	(1)	39
(1)	12.0	10.8	(1)	83	54	(1)	585,756	564,779	(1)	4,647	6,755	(1)	81	(1)	505,161	(1)	79.1	(1)	40
(1)	12.8	6.8	(1)	33	15	(1)	418,700	288,200	(1)	12,688	19,213	(1)	31	(1)	366,600	(1)	87.6	(1)	41
1,130,582	16.5	16.4	13.2	405	378	247	551,858	533,242	365,494	1,363	1,411	1,480	395	254	409,520	258,975	74.2	65.4	42
618,068	11.0	11.0	7.2	179	156	85	388,245	351,198	232,981	2,158	2,251	2,741	176	84	288,435	157,440	74.2	67.6	43
1,085,724	24.1	18.4	12.7	235	153	87	788,849	652,238	385,138	3,357	4,132	4,404	229	85	585,592	255,520	74.2	66.7	44
454,187	16.2	10.7	5.3	53	30	15	537,700	430,399	147,850	10,145	14,347	9,855	50	15	473,570	107,475	88.0	72.7	45
6,879,751	100.0	100.0	100.0	10,975	14,943	18,313	1,452,295	1,225,248	1,377,589	132	82	75	4,573	8,644	880,951	660,994	60.7	48.0	46
30,755	2.7	1.0	0.5	408	184	216	116,402	22,457	20,610	287	122	95	337	195	107,821	18,519	92.6	89.9	47
2,951,479	11.2	16.1	45.9	4,675	6,740	14,390	151,482	160,838	555,494	32	24	39	1,052	5,602	54,293	195,621	35.8	35.2	48
	14.0	23.4		3,254	4,970		191,297	240,855		59	48		1,223		69,438		36.3		49
1,299,171	12.3	17.7	19.4	1,422	1,937	2,480	185,552	201,114	258,427	130	104	105	902	1,751	96,605	128,307	52.1	48.9	50
888,316	15.2	15.9	13.3	674	692	801	184,644	167,579	193,770	244	242	242	545	688	89,236	108,095	54.2	55.8	51
734,457	14.5	11.6	11.0	354	277	314	191,161	133,525	166,862	540	554	551	316	286	152,951	103,354	69.5	61.9	52
(1)	14.7	7.9	(1)	136	97	(1)	150,512	128,847	(1)	1,107	1,328	(1)	129	(1)	96,547	(1)	64.1	(1)	53
(1)	11.7	5.7	(1)	60	37	(1)	198,165	86,555	(1)	3,303	2,339	(1)	56	(1)	159,715	(1)	80.6	(1)	54
(1)	5.1	2.7	(1)	15	8	(1)	83,100	56,700	(1)	6,392	7,088	(1)	12	(1)	58,965	(1)	71.0	(1)	55
(1)	0.7	(2)	(1)	1	1	(1)	20,000	7,000	(1)	20,000	7,000	(1)	1	(1)	15,400	(1)	77.0	(1)	56
429,345	12.0	6.5	6.4	121	85	92	125,687	105,618	89,282	1,039	1,272	970	115	84	81,747	54,972	65.0	61.6	57
207,975	7.7	4.1	3.1	46	34	28	84,825	58,470	61,044	1,844	1,681	2,180	44	26	57,274	35,759	67.5	55.3	58
135,778	11.1	4.9	2.0	41	23	11	201,285	94,014	27,300	4,909	4,088	2,482	37	11	160,206	15,950	79.6	58.4	59
22,497	1.3	0.9	0.3	2	3	1	40,000	25,000	4,800	20,000	7,667	4,800	2	1	31,400	4,419	78.5	92.1	60
18,102,324	100.0	100.0	100.0	14,341	18,248	17,884	7,564,385	6,038,169	5,087,789	527	331	288	7,997	9,857	5,252,492	2,829,459	69.4	55.6	61
179,364	2.5	0.9	1.0	807	271	350	568,552	109,080	154,483	705	403	441	538	295	497,552	124,804	87.5	80.8	62
2,110,749	2.4	3.8	11.7	4,279	6,548	9,766	215,659	215,196	600,953	50	34	62	708	3,285	104,941	199,754	49.1	33.2	63
	2.7	5.7		2,488	4,212		261,965	286,690		115	68		986		165,600		58.7		64
1,854,521	5.8	6.9	10.1	1,620	2,417	3,024	322,569	348,289	485,928	199	144	154	1,118	2,176	197,134	232,395	61.1	49.9	65
2,505,692	6.5	11.5	15.8	1,507	2,026	2,107	502,374	624,389	654,965	333	308	311	1,251	1,826	322,884	381,847	64.3	55.2	66
3,492,671	12.8	16.5	19.3	1,455	1,478	1,384	945,969	918,715	955,130	649	622	689	1,350	1,260	652,247	549,162	67.0	57.6	67

TABLE 7.—CLASSIFICATION BY NUMBER OF CHICKENS ON HAND—FARMS REPORTING AND NUMBER OF CHICKENS ON HAND, 1940, 1935, AND 1930;

(Chickens on hand over 4 months old, Apr. 1, 1940

	DIVISION AND STATE AND NUMBER OF CHICKENS ON HAND	CHICKENS ON HAND												CHICKEN EGGS PRODUCED			
		Farms reporting						Number						Farms reporting		Dozens	
		1940	1935	1930	Percent distribution			1940 (Apr. 1)	1935 (Jan. 1)	1930 (Apr. 1)	Percent distribution			1939	1934	1939	1934
					1940	1935	1930				1940	1935	1930				
	NEW ENGLAND—Contd.																
	Massachusetts—Con.																
1	400 to 799	1,291	1,040	(1)	7.8	4.8	(1)	676,785	544,651	(1)	21.6	21.6	(1)	1,265	1,025	7,491,769	5,214,353
2	800 to 1,599	685	399	(1)	4.1	1.8	(1)	718,289	412,951	(1)	22.9	16.4	(1)	676	390	7,779,506	4,297,846
3	1,600 to 3,199	206	109	(1)	1.2	0.5	(1)	446,315	232,345	(1)	14.2	9.2	(1)	204	108	4,658,357	2,101,192
4	3,200 and over	59	26	(1)	0.4	0.1	(1)	371,812	178,360	(1)	11.8	7.0	(1)	58	26	3,648,963	1,578,569
5	400 to 699	1,095	893	644	6.8	4.1	3.8	558,371	440,061	314,358	17.1	17.5	16.3	1,071	882	6,041,790	4,274,965
6	700 to 999	465	319	214	2.8	1.5	1.2	386,198	250,305	171,886	11.7	9.9	8.9	459	311	3,871,195	2,591,110
7	1,000 to 2,499	585	302	183	3.4	1.4	1.0	780,655	406,409	245,173	24.9	16.1	12.6	559	296	8,402,589	4,171,152
8	2,500 and over	116	60	27	0.7	0.3	0.1	529,975	289,510	124,899	16.9	10.7	6.5	114	60	5,265,043	2,554,755
	Rhode Island																
9	Total	1,793	2,955	2,584	100.0	100.0	100.0	351,551	505,803	504,755	100.0	100.0	100.0	1,750	2,774	3,240,685	2,457,507
10	None	—	—	—	—	—	—	—	—	—	—	—	—	46	22	114,596	15,789
11	Under 25	451	905	1,218	24.0	30.6	47.1	6,059	12,486	29,345	1.7	4.1	9.6	371	777	41,160	98,584
12	25 to 49	340	769		19.0	26.0		11,114	24,856		3.2	8.2		319	724	68,715	171,323
13	50 to 99	305	585	567	17.0	19.8	22.7	19,065	36,473	37,008	5.4	12.0	12.1	294	586	131,205	254,297
14	100 to 199	272	518	409	15.2	10.8	15.8	34,846	40,125	51,255	9.9	13.2	16.8	262	510	290,657	296,898
15	200 to 399	204	208	223	11.4	7.0	8.6	54,415	51,124	56,722	15.5	16.8	18.6	201	207	480,703	397,299
16	400 to 799	136	109	(1)	7.6	3.7	(1)	72,165	58,078	(1)	20.5	18.5	(1)	134	105	672,556	464,194
17	800 to 1,599	80	50	(1)	4.5	1.7	(1)	85,565	51,990	(1)	24.3	17.1	(1)	80	50	845,600	511,271
18	1,600 to 3,199	19	12	(1)	1.1	0.4	(1)	39,300	25,691	(1)	11.2	8.5	(1)	17	12	376,194	201,072
19	3,200 and over	6	1	(1)	0.3	(2)	(1)	29,250	5,000	(1)	8.3	1.6	(1)	6	1	219,301	46,900
20	400 to 699	117	92	91	6.5	3.1	3.5	58,615	45,981	44,917	16.7	14.5	14.7	115	88	555,278	365,715
21	700 to 999	45	57	22	2.5	1.3	0.9	35,656	28,607	17,100	10.1	9.4	5.6	45	57	355,542	244,124
22	1,000 to 2,499	70	39	30	3.9	1.3	1.2	94,057	53,171	39,586	26.8	17.5	13.0	68	38	904,568	509,675
23	2,500 and over	9	4	6	0.5	0.1	0.2	37,750	15,000	28,820	10.7	4.3	9.5	9	4	518,485	105,825
	Connecticut																
24	Total	12,846	19,754	15,772	100.0	100.0	100.0	1,997,510	1,947,005	1,556,725	100.0	100.0	100.0	12,153	18,592	20,289,094	16,207,875
25	None	—	—	—	—	—	—	—	—	—	—	—	—	330	195	628,476	118,730
26	Under 25	4,150	6,881	7,570	32.2	34.8	53.5	58,445	98,005	179,377	2.9	5.0	11.7	3,576	6,056	580,854	659,570
27	25 to 49	3,154	5,576		24.4	28.2		99,473	174,716		5.0	9.0		2,891	5,297	911,792	1,157,316
28	50 to 99	1,873	3,143	2,877	14.6	15.9	20.9	114,185	190,548	176,861	5.7	9.8	11.5	1,767	3,018	1,067,541	1,597,575
29	100 to 199	1,208	1,786	1,603	9.4	9.0	11.6	150,845	219,555	205,546	7.6	11.3	13.2	1,168	1,737	1,455,212	1,809,590
30	200 to 399	1,096	1,230	1,058	8.5	6.2	7.7	288,989	310,899	272,585	14.5	16.0	17.7	1,044	1,195	2,949,578	2,609,178
31	400 to 799	828	710	(1)	6.4	3.6	(1)	429,349	365,408	(1)	21.5	18.8	(1)	806	697	4,458,608	3,500,177
32	800 to 1,599	422	328	(1)	3.3	1.7	(1)	443,311	340,388	(1)	22.2	17.5	(1)	417	323	4,646,522	3,155,304
33	1,600 to 3,199	129	88	(1)	1.0	0.4	(1)	276,946	185,688	(1)	13.9	9.5	(1)	126	87	2,637,962	1,698,795
34	3,200 and over	28	14	(1)	0.2	0.1	(1)	156,023	61,800	(1)	8.8	3.2	(1)	28	11	996,569	345,644
35	400 to 699	729	628	508	5.7	3.2	3.7	359,915	307,014	250,582	18.0	15.8	16.3	715	616	3,756,317	2,692,771
36	700 to 999	271	199	177	2.1	1.0	1.3	218,390	157,219	140,805	10.8	8.1	9.2	265	198	2,253,165	1,555,919
37	1,000 to 2,499	343	276	151	2.7	1.4	1.1	479,141	368,701	207,991	24.0	18.9	13.5	338	272	4,863,644	3,377,105
38	2,500 and over	62	35	28	0.5	0.2	0.2	230,185	120,350	105,000	11.5	6.2	6.8	61	32	1,842,535	870,123
	MIDDLE ATLANTIC																
	New York																
39	Total	106,840	136,587	133,086	100.0	100.0	100.0	11,190,414	12,648,459	11,953,862	100.0	100.0	100.0	101,028	128,672	97,212,251	97,187,468
40	None	—	—	—	—	—	—	—	—	—	—	—	—	2,162	1,101	1,860,249	562,587
41	Under 25	27,906	32,545	64,799	26.1	23.9	48.7	396,290	478,892	1,706,624	3.5	3.8	14.3	25,899	28,200	3,197,797	3,372,784
42	25 to 49	28,050	38,853		26.2	28.5		927,412	1,281,557		8.3	10.1		28,008	36,509	8,655,071	8,485,204
43	50 to 99	22,201	32,270	36,312	20.8	23.7	27.3	1,409,952	2,024,553	2,325,788	12.6	16.0	19.4	21,059	30,916	10,228,115	13,854,900
44	100 to 199	14,294	17,839	18,689	13.4	13.1	14.0	1,809,174	2,280,481	2,352,296	16.2	17.6	19.7	13,775	17,514	14,457,603	16,346,724
45	200 to 399	8,728	9,318	8,539	8.2	6.8	6.4	2,221,052	2,378,850	2,172,057	19.8	18.8	18.2	8,515	9,157	18,919,125	18,809,465
46	400 to 799	5,961	5,966	(1)	5.7	2.9	(1)	2,033,597	2,033,771	(1)	18.2	16.1	(1)	5,905	5,919	18,905,052	16,965,858
47	800 to 1,599	1,552	1,257	(1)	1.2	0.9	(1)	1,369,386	1,298,446	(1)	12.2	10.3	(1)	1,518	1,244	15,310,574	11,450,609
48	1,600 to 3,199	515	281	(1)	0.5	0.2	(1)	664,005	591,565	(1)	5.9	4.7	(1)	514	277	6,684,255	4,882,854
49	3,200 and over	75	58	(1)	0.1	(2)	(1)	359,766	355,344	(1)	3.2	2.7	(1)	73	55	5,256,452	2,458,625
50	400 to 699	5,482	5,524	5,065	5.5	2.6	2.5	1,892,058	1,716,766	1,485,209	15.1	13.6	12.4	5,450	5,481	15,618,154	14,241,064
51	700 to 999	1,068	988	929	1.0	0.7	0.7	858,788	778,158	731,989	7.5	6.2	6.1	1,057	979	8,258,874	6,808,772
52	1,000 to 2,499	984	928	678	0.9	0.7	0.5	1,555,711	1,251,175	904,015	11.9	9.9	7.6	976	917	13,050,742	10,871,196
53	2,500 and over	147	122	75	0.1	0.1	0.1	561,997	513,029	277,906	5.0	4.1	2.3	147	118	5,226,525	3,816,894
	New Jersey																
54	Total	18,692	22,541	20,629	100.0	100.0	100.0	5,588,359	4,820,186	4,096,656	100.0	100.0	100.0	17,696	21,216	46,908,986	36,444,614
55	None	—	—	—	—	—	—	—	—	—	—	—	—	436	69	515,116	183,112
56	Under 25	3,255	3,610	6,821	17.4	16.0	33.1	47,075	52,620	175,766	0.9	1.1	4.2	2,724	2,976	345,719	277,506
57	25 to 49	3,602	4,573		19.3	19.4		116,556	159,897		2.2	2.9		3,247	4,091	724,113	755,951
58	50 to 99	3,175	4,652	4,547	17.0	20.5	22.0	196,537	283,708	287,548	3.6	5.9	7.0	2,924	4,411	1,269,391	1,562,754
59	100 to 199	2,477	3,744	3,693	13.3	16.6	17.9	309,982	485,510	466,540	5.8	9.7	11.4	2,340	3,604	2,224,506	2,924,152
60	200 to 399	2,262	2,758	2,589	12.1	12.2	12.6	590,277	705,651	668,191	11.0	14.6	16.3	2,176	2,695	4,579,892	4,877,001
61	400 to 799	1,961	1,920	(1)	10.5	8.5	(1)	1,041,559	1,013,756	(1)	19.3	21.0	(1)	1,918	1,893	9,041,789	8,178,128
62	800 to 1,599	1,537	1,155	(1)	7.2	5.0	(1)	1,458,610	1,205,555	(1)	25.7	25.0	(1)	1,516	1,115	15,448,678	10,017,497
63	1,600 to 3,199	524	315	(1)	2.8	1.4	(1)	1,110,662	665,498	(1)	20.6	13.8	(1)	518	308	10,608,425	5,664,520
64	3,200 and over	101	56	(1)	0.5	0.2	(1)	537,321	289,943	(1)	10.0	6.0	(1)	97	54	4,155,357	2,025,996
65	400 to 699	1,646	1,656	1,547	8.8	7.3	7.5	817,415	811,591	766,200	15.2	16.8	18.7	1,607	1,615	6,984,515	6,439,625
66	700 to 999	812	699	648	4.3	3.1	3.1	641,988	551,417	512,289	11.9	11.4	12.5	798	688	5,969,151	4,618,979
67	1,000 to 2,499	1,219	949	705	6.5	4.2	3.4	1,757,818	1,290,167	940,881	32.5	26.8	23.0	1,203	932	16,466,751	10,857,122
68	2,500 and over	246	140	79	1.3	0.6	0.4	950,915	521,775	281,441	17.5	10.8	6.9	241	137	7,213,854	3,970,415

[1] Comparison with later censuses may be found in groups below beginning with 400-699. [2] Less than one-tenth of 1 percent.

OF EGGS PRODUCED AND CHICKENS RAISED, 1939, 1934, AND 1929; AND OF CHICKENS SOLD, 1939 AND 1929; BY DIVISIONS AND STATES—Con.

and over 3 months old Jan. 1, 1935 and Apr. 1, 1930)

CHICKEN EGGS PRODUCED—Contd.				CHICKENS RAISED									CHICKENS SOLD						
Dozens—Continued				Farms reporting			Number						Farms reporting		Number				
1929	Percent distribution			1939	1934	1929	1939	1934	1929	Average per farm reporting			1939	1929	1939	1929	Ratio to chickens raised (percent)		
	1939	1934	1929							1939	1934	1929					1939	1929	
(1)	22.2	21.7	(1)	1,250	977	(1)	1,427,250	1,329,879	(1)	1,142	1,361	(1)	1,189	(1)	962,548	(1)	67.4	(1)	1
(1)	25.1	17.8	(1)	674	584	(1)	1,497,304	1,071,849	(1)	2,222	2,791	(1)	651	(1)	1,055,285	(1)	70.5	(1)	2
(1)	15.8	8.7	(1)	203	107	(1)	977,598	585,808	(1)	4,818	5,475	(1)	193	(1)	714,977	(1)	73.1	(1)	3
(1)	10.8	6.6	(1)	58	28	(1)	829,185	548,294	(1)	14,296	21,088	(1)	55	(1)	601,326	(1)	72.5	(1)	4
2,981,610	17.9	17.8	16.5	1,059	857	657	1,159,544	1,075,150	812,265	1,095	1,285	1,275	985	592	769,259	474,835	66.3	58.5	5
1,615,024	11.5	9.9	8.9	456	301	207	711,384	607,469	426,077	1,560	2,018	2,058	430	201	497,557	252,607	69.9	59.3	6
2,314,570	24.9	17.3	12.8	558	297	182	1,674,724	1,047,425	729,256	3,001	3,527	4,007	525	178	1,190,150	459,127	71.1	65.0	7
1,068,125	15.6	9.8	5.9	112	59	27	1,185,665	805,788	290,734	10,586	13,657	10,768	110	28	875,188	174,950	73.8	60.2	8
2,468,706	100.0	100.0	100.0	1,752	2,399	2,488	858,795	655,445	608,479	484	273	245	1,015	1,372	550,077	318,380	65.6	52.3	9
25,726	3.5	0.6	1.0	84	52	55	70,603	5,555	13,482	1,103	174	385	54	33	60,285	11,647	85.4	86.4	10
254,051	1.3	4.0	10.3	378	608	1,135	17,586	29,605	63,044	47	49	56	73	382	7,423	25,954	42.2	41.2	11
	2.1	7.0		304	616		24,518	57,645		81	61		103		10,407		42.4		12
342,194	4.0	10.3	13.9	295	513	569	45,013	57,043	69,734	146	111	123	189	346	18,973	29,889	44.1	42.9	13
424,281	9.0	12.1	17.2	280	286	392	67,248	69,239	87,968	259	242	224	209	309	39,528	44,137	58.5	50.2	14
450,689	14.8	16.2	18.3	197	186	218	138,609	100,708	110,017	704	541	505	178	185	87,660	61,053	63.2	55.5	15
(1)	20.8	18.9	(1)	154	101	(1)	187,954	111,929	(1)	1,405	1,108	(1)	128	(1)	129,176	(1)	68.7	(1)	16
(1)	26.1	20.8	(1)	77	46	(1)	182,286	151,512	(1)	2,367	3,289	(1)	79	(1)	128,758	(1)	69.5	(1)	17
(1)	11.6	8.2	(1)	17	12	(1)	68,100	80,415	(1)	4,006	6,701	(1)	17	(1)	42,261	(1)	62.1	(1)	18
(1)	6.8	1.9	(1)	6	1	(1)	58,900	12,000	(1)	6,485	12,000	(1)	5	(1)	27,810	(1)	71.5	(1)	19
372,603	17.1	14.8	15.1	116	84	84	157,054	86,714	89,486	1,354	1,032	1,065	112	84	109,066	50,922	69.5	56.9	20
160,114	10.4	9.9	6.5	42	37	22	83,850	60,927	41,525	1,996	1,647	1,878	42	20	55,765	24,585	66.5	59.4	21
328,453	27.9	20.7	15.3	67	35	29	185,918	189,515	78,383	2,775	4,843	2,705	67	27	128,331	34,685	69.0	44.3	22
112,655	9.8	4.3	4.6	9	4	6	50,400	38,500	55,040	5,600	9,625	9,173	8	6	32,821	35,528	65.1	64.5	23
13,577,911	100.0	100.0	100.0	11,378	16,624	13,270	7,858,377	4,560,701	3,510,861	689	274	265	5,547	7,137	6,073,721	1,847,105	77.5	52.6	24
82,814	5.1	0.7	0.6	598	265	152	1,946,506	243,376	54,072	3,255	925	410	484	97	1,860,207	65,455	95.6	121.0	25
1,514,513	2.8	5.9	11.2	3,024	5,104	6,918	552,359	225,720	479,421	176	44	69	457	2,275	428,325	177,169	80.5	57.0	26
	4.5	7.0		2,655	4,859		398,694	328,122		151	67		742		253,960		63.7		27
1,448,845	5.5	8.6	10.7	1,642	2,691	2,778	389,518	364,116	362,589	237	135	130	854	1,771	248,328	155,661	63.8	43.0	28
1,749,174	7.2	11.2	12.9	1,092	1,542	1,568	370,658	450,574	450,500	339	292	275	826	1,278	234,885	218,657	63.4	50.3	29
2,597,152	14.5	16.1	17.7	1,023	1,095	1,027	869,495	680,205	611,333	850	622	595	890	921	606,633	330,250	69.8	54.0	30
(1)	21.9	20.4	(1)	795	667	(1)	1,165,970	939,494	(1)	1,467	1,409	(1)	744	(1)	845,509	(1)	72.5	(1)	31
(1)	22.9	19.5	(1)	415	307	(1)	1,155,508	746,019	(1)	2,736	2,430	(1)	402	(1)	842,363	(1)	74.2	(1)	32
(1)	13.0	10.5	(1)	128	85	(1)	765,018	478,775	(1)	5,977	5,633	(1)	121	(1)	553,358	(1)	72.3	(1)	33
(1)	4.9	2.1	(1)	28	13	(1)	264,655	106,500	(1)	9,452	8,192	(1)	27	(1)	202,177	(1)	76.4	(1)	34
2,286,752	18.5	16.6	16.8	701	588	494	1,002,252	795,139	550,831	1,430	1,352	1,115	659	468	734,698	519,734	73.3	58.0	35
1,358,648	11.1	9.6	9.9	265	190	177	493,787	362,862	528,772	1,865	1,910	1,857	247	185	337,355	186,779	68.3	56.8	36
2,018,856	24.0	20.8	14.9	558	260	150	1,380,715	853,787	532,123	4,085	3,284	3,547	329	158	1,030,465	305,435	74.6	57.4	37
741,179	9.1	5.4	5.5	62	34	28	454,595	259,000	161,440	7,329	7,616	5,766	59	26	358,869	90,025	74.6	55.8	38
97,926,714	100.0	100.0	100.0	89,109	104,665	132,770	20,461,621	17,222,020	19,518,198	230	165	147	48,555	71,756	12,176,942	9,194,145	59.5	47.1	39
782,351	1.7	0.6	0.8	2,939	1,084	1,528	2,154,995	358,002	522,212	733	330	211	2,479	1,596	2,005,428	280,189	93.0	87.0	40
15,444,441	3.3	3.5	15.7	18,658	20,968	65,498	911,562	657,666	3,016,881	49	31	48	4,778	22,855	460,187	1,080,803	50.5	55.8	41
	6.8	8.7		22,429	29,612		1,540,310	1,458,857		69	49		8,391		621,350		40.3		42
17,421,029	10.5	14.3	17.8	18,813	25,811	36,044	2,254,655	2,527,087	3,466,541	120	90	96	11,229	21,952	1,002,840	1,575,548	44.5	39.7	43
17,987,399	14.9	16.8	18.4	12,708	14,358	18,532	3,064,271	2,791,814	3,546,794	241	194	191	9,777	14,042	1,575,379	1,608,667	51.4	45.4	44
18,020,024	19.5	19.4	18.4	8,078	7,776	8,466	3,428,864	3,057,617	3,575,241	424	393	398	6,850	7,206	1,871,092	1,686,715	54.6	50.0	45
(1)	19.4	17.5	(1)	3,798	3,551	(1)	3,187,628	2,924,705	(1)	839	824	(1)	3,462	(1)	1,930,869	(1)	60.6	(1)	46
(1)	13.7	11.8	(1)	1,302	1,178	(1)	2,199,211	2,066,587	(1)	1,689	1,754	(1)	1,220	(1)	1,445,099	(1)	65.7	(1)	47
(1)	8.9	5.0	(1)	315	289	(1)	1,090,092	1,024,851	(1)	3,483	3,810	(1)	300	(1)	719,810	(1)	66.0	(1)	48
(1)	3.5	2.5	(1)	75	56	(1)	652,057	557,074	(1)	8,858	9,948	(1)	71	(1)	546,918	(1)	86.5	(1)	49
13,048,353	18.1	14.7	13.3	3,330	3,187	3,061	2,652,720	2,453,186	2,395,694	791	776	790	3,028	2,749	1,595,462	1,250,010	60.6	52.2	50
6,636,191	8.5	7.0	6.8	1,059	923	925	1,560,804	1,191,667	1,273,510	1,510	1,291	1,377	970	856	857,547	711,091	63.0	55.8	51
8,272,267	13.4	11.2	8.4	971	877	674	2,172,237	2,064,145	1,629,152	2,257	2,354	2,417	912	634	1,436,127	947,215	66.1	58.1	52
2,314,699	5.4	3.9	2.4	148	117	74	945,225	884,199	494,175	6,480	7,557	6,678	143	88	753,780	253,909	79.9	51.4	53
35,956,315	100.0	100.0	100.0	16,915	18,707	20,088	10,059,985	7,812,003	7,994,678	594	418	398	10,886	13,089	6,228,594	4,343,256	62.0	54.3	54
168,253	1.1	0.5	0.5	689	107	250	1,065,531	205,939	212,865	1,544	1,925	851	509	205	958,254	209,224	90.1	98.3	55
1,345,515	0.7	0.8	3.7	2,374	2,513	6,554	235,180	138,945	584,250	98	55	92	668	2,497	162,013	325,316	69.5	55.7	56
	1.5	2.0		2,867	3,529		330,421	245,854		111	69		1,050		188,928		57.2		57
2,151,275	2.7	4.3	5.9	2,742	3,896	4,421	481,748	457,795	700,297	176	118	158	1,544	2,897	287,588	388,992	55.5	55.5	58
3,525,497	4.7	8.0	9.6	2,222	3,177	3,822	675,545	764,824	946,467	304	241	261	1,742	2,789	401,991	512,645	59.5	54.2	59
5,410,528	9.8	13.4	15.0	2,111	2,372	2,525	1,045,053	1,099,992	1,180,880	494	464	468	1,850	2,091	589,497	591,299	56.5	50.1	60
(1)	19.3	22.4	(1)	1,884	1,697	(1)	1,660,919	1,625,660	(1)	882	958	(1)	1,719	(1)	931,919	(1)	56.1	(1)	61
(1)	28.7	27.5	(1)	1,308	1,060	(1)	2,087,876	1,812,424	(1)	1,596	1,710	(1)	1,228	(1)	1,188,084	(1)	56.9	(1)	62
(1)	22.8	15.5	(1)	517	302	(1)	1,870,302	1,052,781	(1)	3,231	3,420	(1)	499	(1)	1,013,547	(1)	60.7	(1)	63
(1)	8.9	5.6	(1)	99	54	(1)	795,412	429,813	(1)	8,014	7,960	(1)	97	(1)	524,815	(1)	66.1	(1)	64
6,721,725	14.9	17.7	18.7	1,575	1,445	1,510	1,346,858	1,294,847	1,303,621	855	897	863	1,458	1,537	750,809	660,422	55.7	50.7	65
4,918,052	12.8	12.7	13.7	790	635	658	954,582	832,515	836,724	1,185	1,311	1,311	737	568	530,251	451,694	56.7	54.0	66
8,999,156	35.1	29.8	25.0	1,200	899	690	2,520,410	1,984,288	1,638,425	2,100	2,207	2,375	1,135	654	1,471,511	870,164	58.4	53.1	67
2,738,344	18.7	10.9	7.6	243	136	78	1,410,659	789,028	591,149	5,805	5,802	7,579	235	75	905,772	533,482	64.2	58.4	68

TABLE 7.—CLASSIFICATION BY NUMBER OF CHICKENS ON HAND—FARMS REPORTING AND NUMBER OF CHICKENS ON HAND, 1940, 1935, AND 1930;

(Chickens on hand over 4 months old, Apr. 1, 1940

	DIVISION AND STATE AND NUMBER OF CHICKENS ON HAND	CHICKENS ON HAND										CHICKEN EGGS PRODUCED			
		Farms reporting						--Number				Farms reporting		Dozens	
		1940	1935	1930	Percent distribution			1940 (Apr. 1)	1935 (Jan. 1)	1930 (Apr. 1)	Percent distribution				
					1940	1935	1930				1940	1935	1930	1939	1934	1939	1934
	MIDDLE ATLANTIC—Con.														
	Pennsylvania														
1	Total	139,701	167,368	156,871	100.0	100.0	100.0	15,136,891	16,520,302	15,446,514	100.0	100.0	100.0	135,166	160,549	125,567,027	112,217,347
2	None													1,821	382	1,200,525	164,988
3	Under 25	28,027	28,789	58,742	20.1	17.2	37.4	407,550	453,746	1,641,074	2.7	2.8	10.6	24,102	25,554	3,028,381	2,590,412
4	25 to 49	33,147	42,397		23.7	25.3		1,104,065	1,407,317		7.3	8.5		31,063	40,571	7,522,367	8,312,967
5	50 to 99	35,059	44,299	47,423	25.7	26.5	30.2	2,113,980	2,814,417	3,082,326	14.0	17.0	20.0	31,773	43,144	14,954,929	16,957,081
6	100 to 199	24,879	31,057	32,186	17.8	18.6	20.5	3,145,326	3,894,615	4,084,799	20.8	23.6	26.4	24,144	30,524	24,195,557	24,458,133
7	200 to 399	13,854	14,728	13,477	9.9	8.8	8.6	3,494,539	3,703,083	3,584,989	23.1	22.4	21.9	13,587	14,561	28,870,358	25,885,769
8	400 to 799	5,104	4,663	(1)	3.7	2.8	(1)	2,561,488	2,348,209	(1)	16.9	14.2	(1)	5,058	4,617	23,515,977	18,077,628
9	800 to 1,599	1,287	1,183	(1)	0.9	0.7	(1)	1,321,970	1,221,439	(1)	8.7	7.4	(1)	1,276	1,170	12,756,862	10,078,348
10	1,600 to 3,199	279	201	(1)	0.2	0.1	(1)	607,218	445,362	(1)	4.0	2.7	(1)	279	196	6,005,862	3,595,122
11	3,200 and over	65	51	(1)	(2)	(2)	(1)	380,775	254,134	(1)	2.5	1.5	(1)	65	50	3,536,421	2,096,899
12	400 to 699	4,597	4,252	3,602	3.3	2.5	2.3	2,201,059	2,039,450	1,720,534	14.5	12.3	11.1	4,549	4,191	20,071,511	15,622,701
13	700 to 999	1,096	946	888	0.8	0.6	0.6	855,634	744,324	679,404	5.6	4.5	4.4	1,093	957	8,325,258	6,000,017
14	1,000 to 2,499	890	800	529	0.6	0.5	0.3	1,195,243	1,054,635	695,852	7.9	6.3	4.5	882	788	11,415,558	8,572,310
15	2,500 and over	152	120	44	0.1	0.1	(2)	621,515	448,755	157,556	4.1	2.7	1.0	152	117	5,982,599	3,652,969
	EAST NORTH CENTRAL														
	Ohio														
16	Total	196,658	224,684	200,077	100.0	100.0	100.0	15,559,514	19,619,283	17,999,950	100.0	100.0	100.0	184,370	211,701	114,989,202	120,976,149
17	None													1,956	621	822,018	222,635
18	Under 25	33,647	28,792	61,261	17.1	12.8	30.6	497,528	458,371	1,729,888	3.2	2.2	9.6	27,504	25,201	3,100,761	2,173,551
19	25 to 49	46,857	48,685		23.8	21.7		1,574,359	1,656,151		10.1	8.5		45,014	44,971	9,576,278	8,311,474
20	50 to 99	57,992	70,132	68,237	29.5	31.2	34.1	3,734,678	4,502,755	4,475,932	24.0	23.0	24.9	55,243	67,396	24,258,317	24,850,814
21	100 to 199	43,547	56,849	53,219	22.1	25.2	26.6	5,422,045	7,029,257	6,625,177	34.8	35.8	36.8	42,318	55,390	40,114,344	42,465,343
22	200 to 399	12,460	17,395	14,665	6.3	7.7	7.3	5,009,915	4,189,460	5,537,728	19.3	21.4	19.7	12,212	17,150	24,606,215	28,716,854
23	400 to 799	1,796	2,549	(1)	0.9	1.1	(1)	879,278	1,252,478	(1)	5.7	6.3	(1)	1,769	2,518	7,981,550	9,512,882
24	800 to 1,599	304	409	(1)	0.2	0.2	(1)	302,889	410,086	(1)	1.9	2.1	(1)	299	400	3,002,860	3,339,241
25	1,600 to 3,199	48	65	(1)	(2)	(2)	(1)	100,742	128,041	(1)	0.6	0.7	(1)	48	64	1,006,424	1,029,615
26	3,200 and over	7	12	(1)	(2)	(2)	(1)	38,100	52,684	(1)	0.2	0.3	(1)	7	12	500,457	333,780
27	400 to 699	1,650	2,363	2,064	0.8	1.1	1.0	775,371	1,098,981	978,507	5.0	5.6	5.4	1,624	2,332	8,980,205	8,409,829
28	700 to 999	296	387	381	0.2	0.2	0.2	250,001	301,226	296,397	1.5	1.5	1.6	293	383	2,240,057	2,458,705
29	1,000 to 2,499	191	263	230	0.1	0.1	0.1	246,714	342,898	290,675	1.6	1.7	1.6	188	255	2,459,799	2,798,804
30	2,500 and over	18	22	20	(2)	(2)	(2)	68,923	80,184	65,650	0.4	0.4	0.4	18	22	811,252	548,180
	Indiana														
31	Total	158,980	181,480	167,046	100.0	100.0	100.0	11,936,984	14,417,072	14,082,841	100.0	100.0	100.0	149,151	171,955	83,222,506	80,684,755
32	None													1,551	784	649,815	278,043
33	Under 25	28,685	27,215	54,517	18.0	15.0	32.6	477,466	469,451	1,642,303	4.0	3.3	11.7	23,809	22,748	2,984,598	2,271,751
34	25 to 49	38,029	41,365		23.9	22.8		1,400,513	1,517,250		11.7	10.5		35,072	38,657	8,501,351	7,440,724
35	50 to 99	49,950	59,074	58,208	31.4	32.6	34.8	3,294,540	3,865,279	3,879,275	27.6	26.8	27.5	47,580	57,020	21,387,463	20,488,164
36	100 to 199	33,629	42,209	42,664	21.2	23.3	25.7	4,148,377	5,197,192	5,302,428	34.8	36.0	37.7	32,622	41,279	28,998,584	28,794,121
37	200 to 399	7,429	10,042	9,886	4.7	5.5	5.9	1,774,780	2,385,333	2,346,294	14.9	16.5	16.7	7,274	9,899	13,051,287	14,610,909
38	400 to 799	1,027	1,326	(1)	0.6	0.7	(1)	501,757	644,256	(1)	4.2	4.5	(1)	1,013	1,307	4,129,661	4,458,409
39	800 to 1,599	184	198	(1)	0.1	0.1	(1)	189,590	196,864	(1)	1.6	1.4	(1)	184	194	1,929,663	1,382,984
40	1,600 to 3,199	38	41	(1)	(2)	(2)	(1)	77,388	86,272	(1)	0.6	0.6	(1)	37	39	727,138	557,587
41	3,200 and over	9	10	(1)	(2)	(2)	(1)	72,575	55,235	(1)	0.6	0.4	(1)	9	10	885,146	422,043
42	400 to 699	942	1,228	1,244	0.6	0.7	0.7	441,270	574,275	582,818	3.7	4.0	4.1	930	1,209	5,590,051	5,985,118
43	700 to 999	157	209	218	0.1	0.1	0.1	121,082	163,795	170,066	1.0	1.1	1.2	155	206	1,152,754	1,088,665
44	1,000 to 2,499	142	118	98	0.1	0.1	0.1	184,918	162,102	126,463	1.5	1.1	0.9	141	116	1,825,178	1,257,494
45	2,500 and over	17	20	11	(2)	(2)	(2)	94,058	82,455	33,000	0.8	0.6	0.2	17	19	1,101,625	529,750
	Illinois														
46	Total	193,554	215,363	202,310	100.0	100.0	100.0	17,646,507	20,788,479	22,081,902	100.0	100.0	100.0	185,125	207,143	112,945,850	109,540,562
47	None													1,357	614	569,180	188,132
48	Under 25	18,084	18,420	36,545	9.3	8.6	18.0	287,996	297,034	1,065,955	1.6	1.4	4.8	14,457	15,208	1,752,373	1,455,618
49	25 to 49	31,694	33,273		16.4	15.4		1,109,147	1,186,374		6.3	5.6		28,614	31,104	6,510,490	5,389,989
50	50 to 99	63,759	68,922	60,999	32.9	32.0	30.2	4,238,867	4,551,723	4,159,092	24.0	21.9	18.8	60,546	66,853	28,216,565	22,401,988
51	100 to 198	64,492	73,365	79,104	33.3	34.1	39.1	8,083,913	9,209,282	10,158,869	45.7	44.3	45.9	62,913	72,198	51,514,509	48,241,175
52	200 to 399	14,454	19,608	23,732	7.5	9.1	11.7	5,360,026	4,601,096	5,614,866	19.0	22.2	25.4	14,179	19,413	21,761,489	26,106,819
53	400 to 799	978	1,643	(1)	0.5	0.8	(1)	453,446	778,070	(1)	2.6	3.7	(1)	967	1,625	5,377,260	4,882,456
54	800 to 1,599	98	113	(1)	0.1	0.1	(1)	99,246	115,528	(1)	0.6	0.6	(1)	97	112	910,930	765,282
55	1,600 to 3,199	14	14	(1)	(2)	(2)	(1)	28,866	28,180	(1)	0.2	0.1	(1)	14	14	321,254	91,670
56	3,200 and over	1	5	(1)	(2)	(2)	(1)	5,000	21,592	(1)	(2)	0.1	(1)	1	4	10,000	61,455
57	400 to 699	943	1,546	1,854	0.5	0.7	0.9	428,621	708,751	849,544	2.4	3.4	3.8	932	1,528	5,165,863	4,520,504
58	700 to 999	85	142	190	(2)	0.1	0.1	85,375	106,696	145,483	0.4	0.5	0.7	83	140	550,177	601,724
59	1,000 to 2,499	62	79	85	(2)	(2)	(2)	82,484	98,091	107,513	0.5	0.5	0.5	61	78	828,954	608,410
60	2,500 and over	3	8	1	(2)	(2)	(2)	10,100	29,452	2,600	0.1	0.1	(2)	3	7	74,450	68,205
	Michigan														
61	Total	146,254	163,585	146,254	100.0	100.0	100.0	10,023,287	11,114,544	10,379,714	100.0	100.0	100.0	134,887	155,340	70,285,284	79,081,080
62	None													1,689	1,240	737,141	426,889
63	Under 25	32,809	55,962	67,908	22.4	20.8	46.4	477,784	503,547	1,835,169	4.8	4.5	17.7	28,740	29,665	2,991,917	3,385,258
64	25 to 49	41,004	47,657		28.0	29.2		1,378,359	1,595,119		13.7	14.4		37,457	45,146	8,332,452	10,400,512
65	50 to 99	40,097	47,256	46,560	27.4	28.9	31.8	2,593,208	3,000,093	3,018,353	25.9	27.0	29.1	37,758	45,539	18,495,086	20,057,990
66	100 to 199	25,783	25,112	25,655	16.2	15.4	16.2	2,993,279	3,113,189	2,955,057	29.9	28.0	28.5	22,916	24,478	21,440,067	22,371,678
67	200 to 399	7,153	7,688	6,599	4.9	4.7	4.5	1,737,271	1,878,562	1,651,355	17.3	16.9	15.7	6,953	7,561	13,192,870	14,356,315
68	400 to 799	1,201	1,497	(1)	0.8	0.9	(1)	582,952	725,951	(1)	5.8	6.5	(1)	1,177	1,470	4,897,863	5,790,909

1 Comparison with later censuses may be found in groups below beginning with 400-699. 2 Less than one-tenth of 1 percent.

OF EGGS PRODUCED AND CHICKENS RAISED, 1939, 1934, AND 1929; AND OF CHICKENS SOLD, 1939 AND 1929; BY DIVISIONS AND STATES—Con.

and over 3 months old Jan. 1, 1935 and Apr. 1, 1930)

CHICKEN EGGS PRODUCED—Contd.				CHICKENS RAISED									CHICKENS SOLD						
Dozens—Continued				Farms reporting			Number						Farms reporting		Number				
1929	Percent distribution			1939	1934	1929	1939	1934	1929	Average per farm reporting			1939	1929	1939	1929	Ratio to chickens raised (percent)		
	1939	1934	1929							1939	1934	1929					1939	1929	
119,624,065	100.0	100.0	100.0	121,828	144,128	155,951	28,018,758	25,597,982	25,640,180	230	184	184	84,578	111,788	16,118,662	13,310,130	57.5	51.9	1
446,661	1.0	0.1	0.4	2,402	505	993	1,256,282	184,795	252,327	515	328	254	1,977	938	1,181,034	187,482	95.5	80.7	2
12,729,246	2.4	2.5	10.6	19,731	20,288	57,406	1,123,861	668,468	3,265,000	57	33	57	7,065	29,700	589,955	1,446,490	52.5	44.3	3
	6.0	7.4		27,756	36,175		2,189,709	1,962,909		79	54		15,164		998,739		45.6		4
22,721,127	11.9	15.1	19.0	29,535	39,602	47,109	3,948,022	3,807,217	5,066,967	135	96	108	22,275	36,256	1,970,088	2,457,102	49.9	48.3	5
29,698,669	19.3	21.8	24.8	22,950	28,350	32,017	5,575,646	5,382,450	6,455,503	245	190	201	19,920	27,890	2,947,706	3,304,243	52.9	51.4	6
26,093,379	23.0	23.1	21.8	13,095	13,491	13,392	5,660,519	5,124,811	5,208,391	432	380	389	11,998	12,270	3,155,152	2,803,204	55.7	53.8	7
(1)	18.7	18.1	(1)	4,962	4,357	(1)	4,155,955	3,415,142	(1)	838	784	(1)	4,655	(1)	2,454,138	(1)	59.1	(1)	8
(1)	10.1	9.0	(1)	1,274	1,119	(1)	2,298,579	1,895,998	(1)	1,804	1,693	(1)	1,192	(1)	1,490,152	(1)	64.4	(1)	9
(1)	4.8	5.2	(1)	276	194	(1)	1,083,067	788,526	(1)	3,924	4,064	(1)	271	(1)	780,486	(1)	72.1	(1)	10
(1)	2.8	1.9	(1)	65	49	(1)	749,520	389,888	(1)	11,528	7,957	(1)	65	(1)	561,252	(1)	74.9	(1)	11
14,371,187	16.0	13.9	12.0	4,485	3,948	3,578	3,565,081	2,955,766	2,710,410	798	749	758	4,181	3,353	2,107,057	1,505,680	59.1	55.6	12
6,001,973	6.6	5.3	5.0	1,079	895	864	1,388,027	1,114,041	1,167,246	1,286	1,245	1,351	1,015	809	850,750	659,990	59.9	58.5	13
6,187,812	9.1	7.8	5.2	881	761	528	2,185,008	1,660,376	1,254,839	2,480	2,182	2,359	841	509	1,500,237	756,946	68.7	61.3	14
1,374,009	4.8	3.3	1.1	152	115	44	1,148,795	757,169	303,477	7,558	6,584	6,897	146	43	837,964	188,993	72.9	62.3	15
135,990,554	100.0	100.0	100.0	171,782	194,127	197,306	29,439,980	29,475,010	32,574,582	171	152	165	115,743	147,209	14,394,823	16,399,709	48.9	50.3	16
517,849	0.7	0.2	0.4	2,829	825	1,252	977,366	188,879	280,112	345	205	227	2,358	1,121	906,190	221,104	92.7	78.9	17
12,941,268	2.7	1.8	9.5	25,142	18,652	58,858	1,494,651	797,175	4,021,395	65	43	68	8,032	30,467	715,827	1,709,565	47.9	42.5	18
	8.3	6.9		58,889	40,100		3,155,663	2,479,705		81	62		19,596		1,206,176		38.5		19
32,562,203	21.1	20.5	23.9	52,025	62,812	67,293	6,975,859	6,655,847	8,345,060	134	106	124	37,950	52,595	3,007,187	3,946,793	43.1	47.3	20
48,071,128	34.9	35.1	35.5	40,851	52,629	52,781	9,677,999	10,550,890	11,320,942	237	200	215	35,215	46,953	4,600,956	5,803,844	47.5	51.3	21
27,536,052	21.4	25.7	20.2	11,964	16,231	14,527	4,811,663	5,937,040	5,665,053	402	366	390	10,859	13,564	2,454,496	3,028,775	51.0	53.5	22
(1)	6.9	7.9	(1)	1,748	2,421	(1)	1,516,184	1,925,542	(1)	867	795	(1)	1,592	(1)	903,991	(1)	59.6	(1)	23
(1)	2.6	2.8	(1)	302	385	(1)	524,095	666,479	(1)	1,735	1,731	(1)	291	(1)	347,813	(1)	66.4	(1)	24
(1)	0.9	0.9	(1)	45	62	(1)	289,900	227,003	(1)	5,998	3,661	(1)	45	(1)	224,987	(1)	83.4	(1)	25
(1)	0.4	0.3	(1)	7	12	(1)	58,600	64,450	(1)	8,086	5,371	(1)	7	(1)	27,200	(1)	48.1	(1)	26
8,357,950	6.1	7.0	6.1	1,604	2,244	2,043	1,355,440	1,708,184	1,691,779	845	761	828	1,456	1,930	800,327	953,422	59.0	56.4	27
2,715,818	1.9	2.0	2.0	293	366	378	388,697	486,508	583,319	1,327	1,329	1,490	280	365	241,677	328,819	62.2	58.4	28
2,728,054	2.1	2.3	2.0	187	248	226	530,642	559,672	573,372	2,836	2,257	2,537	184	216	416,553	549,143	78.5	60.9	29
582,054	0.7	0.5	0.4	18	22	20	92,000	129,110	115,550	5,111	5,869	5,678	15	20	45,434	58,444	49.4	51.5	30
103,539,916	100.0	100.0	100.0	143,492	165,883	165,048	26,946,663	26,721,283	29,047,755	188	161	176	103,168	127,786	12,975,800	14,088,357	48.2	48.5	31
446,486	0.8	0.3	0.4	2,483	1,223	1,203	1,252,146	289,315	257,312	504	220	214	2,249	1,104	1,127,195	207,445	90.0	80.6	32
12,390,045	3.6	2.8	12.0	21,050	20,353	52,412	1,741,514	1,278,890	4,810,080	83	63	92	8,982	30,712	784,320	2,015,565	45.0	41.9	33
	10.2	9.2		32,943	36,784		3,518,903	3,209,224		107	87		19,572		1,380,826		38.7		34
28,132,502	25.7	25.4	27.2	46,399	55,689	57,505	7,484,819	7,533,210	8,529,787	161	135	148	36,368	46,844	3,163,432	3,952,185	42.3	46.3	35
37,336,490	34.8	35.7	36.1	32,199	40,622	42,561	8,283,478	9,128,937	9,933,889	257	225	233	28,458	38,502	3,969,575	4,979,528	47.9	50.1	36
17,416,756	15.7	18.1	18.8	7,190	9,687	9,807	3,053,462	3,704,302	3,910,477	425	382	399	6,420	9,183	1,569,128	2,052,752	51.4	52.0	37
(1)	5.0	5.5	(1)	1,001	1,281	(1)	944,123	972,155	(1)	943	759	(1)	907	(1)	587,365	(1)	60.1	(1)	38
(1)	2.3	1.7	(1)	181	194	(1)	397,048	358,601	(1)	2,194	1,858	(1)	169	(1)	254,194	(1)	64.0	(1)	39
(1)	0.9	0.7	(1)	37	41	(1)	112,137	179,476	(1)	3,031	4,377	(1)	35	(1)	71,434	(1)	63.7	(1)	40
(1)	1.1	0.5	(1)	9	9	(1)	159,253	89,175	(1)	17,695	9,908	(1)	8	(1)	108,333	(1)	68.0	(1)	41
4,723,992	4.3	4.9	4.6	917	1,186	1,255	855,520	868,411	969,981	911	732	785	852	1,147	503,944	526,993	60.3	54.3	42
1,461,733	1.4	1.3	1.4	154	204	217	214,298	257,957	316,673	1,392	1,264	1,459	138	207	123,411	195,962	57.6	61.9	43
1,240,515	2.2	1.5	1.2	141	116	97	371,648	342,656	249,736	2,636	2,954	2,575	133	96	241,324	156,527	64.9	54.7	44
391,400	1.3	0.7	0.4	16	19	11	191,075	128,383	69,800	11,942	6,757	6,345	16	11	132,645	41,400	69.4	59.3	45
136,829,559	100.0	100.0	100.0	177,888	201,857	200,430	31,645,609	33,400,659	38,125,150	178	165	190	137,095	167,136	15,450,009	18,405,007	42.5	48.3	46
361,770	0.5	0.2	0.3	1,746	798	945	443,308	136,556	161,851	254	171	172	1,585	862	378,249	115,953	85.3	71.7	47
7,008,110	1.8	1.3	5.1	12,851	13,600	34,855	921,345	776,590	2,883,526	72	57	82	5,314	20,175	389,091	1,244,573	42.2	43.5	48
	5.8	4.9		28,888	29,611		2,417,221	2,289,175		90	77		14,823		822,358		34.0		49
25,841,689	25.2	20.5	18.9	59,035	65,429	60,250	8,572,587	8,016,395	8,422,271	142	123	140	45,306	49,193	3,261,651	3,805,410	39.0	45.2	50
60,629,992	45.6	44.0	44.3	62,252	71,524	78,656	15,851,453	14,645,185	17,086,124	225	205	217	56,074	72,384	5,991,044	8,412,242	45.3	49.2	51
35,048,992	19.3	25.8	25.6	14,122	19,186	25,630	4,745,571	6,287,910	7,955,712	336	328	337	13,028	22,504	2,137,880	3,952,125	45.1	49.7	52
(1)	3.0	4.5	(1)	981	1,603	(1)	615,805	1,042,572	(1)	641	650	(1)	880	(1)	301,704	(1)	49.0	(1)	53
(1)	0.8	0.7	(1)	97	107	(1)	215,856	183,419	(1)	2,205	1,527	(1)	90	(1)	129,858	(1)	60.7	(1)	54
(1)	0.3	0.1	(1)	13	14	(1)	50,483	28,025	(1)	3,883	1,859	(1)	14	(1)	31,194	(1)	61.8	(1)	55
(1)	(2)	0.1	(1)	1	5	(1)	12,000	34,856	(1)	12,000	6,967	(1)	1	(1)	7,000	(1)	58.3	(1)	56
5,902,975	2.8	4.1	4.3	928	1,509	1,842	574,480	961,077	1,210,498	620	637	657	846	1,758	278,970	633,714	48.6	52.4	57
1,113,723	0.5	0.5	0.8	85	136	188	116,905	117,588	208,823	1,408	865	1,111	78	178	73,698	110,891	63.0	53.1	58
904,308	0.7	0.6	0.7	60	76	85	181,959	152,776	211,345	3,033	2,010	2,486	58	81	100,588	127,599	55.3	60.4	59
20,000	0.1	0.1	(2)	3	8	1	18,800	35,411	5,000	6,267	4,426	5,000	3	1	16,500	2,500	87.8	50.0	60
77,401,565	100.0	100.0	100.0	125,554	135,995	142,909	17,531,398	15,942,506	18,146,102	140	117	127	73,063	90,474	7,886,798	8,723,917	45.0	48.1	61
517,844	1.0	0.5	0.7	2,419	1,244	1,455	695,695	209,887	286,445	287	169	183	2,055	1,479	612,910	234,746	88.4	88.1	62
13,492,015	4.3	4.3	17.4	23,187	24,271	64,322	1,199,907	793,750	3,488,509	52	33	54	6,959	28,984	525,881	1,590,105	43.8	39.8	63
	11.9	13.2		34,392	39,408		2,464,947	2,163,586		72	55		16,052		873,539		35.4		64
21,008,458	25.5	25.4	27.1	35,525	40,929	45,758	4,350,109	4,005,842	4,860,705	122	98	106	25,803	33,142	1,750,290	2,168,090	40.2	44.6	65
21,119,661	30.5	28.3	27.3	21,848	21,851	23,342	4,892,016	4,388,777	4,900,289	224	201	210	17,499	19,608	2,151,404	2,434,669	44.0	49.7	66
13,084,774	18.8	18.2	16.9	6,816	6,724	6,528	2,548,118	2,716,656	2,847,699	374	404	436	5,524	5,860	1,158,294	1,478,007	45.5	51.9	67
(1)	7.0	7.3	(1)	1,166	1,353	(1)	904,737	1,104,112	(1)	776	816	(1)	1,010	(1)	515,142	(1)	56.7	(1)	68

TABLE 7.—CLASSIFICATION BY NUMBER OF CHICKENS ON HAND—FARMS REPORTING AND NUMBER OF CHICKENS ON HAND, 1940, 1935, AND 1930;

(Chickens on hand over 4 months old, Apr. 1, 1940

	DIVISION AND STATE AND NUMBER OF CHICKENS ON HAND	CHICKENS ON HAND											CHICKEN EGGS PRODUCED			
		Farms reporting						Number						Farms reporting		Dozens	
		1940	1935	1930	Percent distribution			1940 (Apr. 1)	1935 (Jan. 1)	1930 (Apr. 1)	Percent distribution			1939	1934	1939	1934
					1940	1935	1930				1940	1935	1930				
	E.NORTH CENTRAL—Con.																
	Michigan—Continued																
1	800 to 1,599	172	227	(1)	0.1	0.1	(f)	172,255	230,349	(1)	1.7	2.1	(1)	188	225	1,489,517	1,824,490
2	1,800 to 3,199	29	21	(1)	(2)	(2)	(1)	57,985	45,464	(1)	0.6	0.4	(1)	25	21	455,729	525,247
3	3,200 and over	6	5	(1)	(2)	(2)	(1)	32,200	22,110	(1)	0.3	0.2	(1)	6	5	250,692	145,792
4	400 to 699	1,124	1,390	1,189	0.8	0.9	0.8	527,959	649,845	564,297	5.3	5.8	5.4	1,102	1,365	4,418,202	5,208,635
5	700 to 999	161	209	216	0.1	0.1	0.1	125,841	163,168	169,426	1.3	1.5	1.6	158	207	1,152,486	1,282,879
6	1,000 to 2,499	112	140	117	0.1	0.1	0.1	145,730	172,301	155,057	1.5	1.6	1.5	106	138	1,158,382	1,321,809
7	2,500 and over	11	11	12	(2)	(2)	(2)	45,858	58,742	55,000	0.5	0.5	0.5	10	11	544,751	269,115
	Wisconsin																
8	Total	153,173	173,762	165,554	100.0	100.0	100.0	12,159,915	14,268,785	13,159,555	100.0	100.0	100.0	145,029	169,126	93,291,546	93,195,882
9	None													1,496	1,512	707,791	348,688
10	Under 25	23,514	25,012	56,857	15.4	13.2	34.3	349,150	348,808	1,630,654	2.9	2.4	12.4	19,795	20,409	2,295,716	2,057,657
11	25 to 49	35,898	40,858		23.4	23.5		1,213,454	1,574,549		10.0	9.8		33,219	39,287	8,028,025	7,769,905
12	50 to 99	46,791	55,892	59,243	30.5	32.1	35.8	3,063,577	3,606,844	3,917,497	25.2	25.3	29.8	44,680	54,558	21,552,577	21,564,236
13	100 to 199	36,210	40,747	39,853	23.6	23.4	24.1	4,580,006	5,138,249	4,980,948	37.6	36.0	37.9	35,254	40,234	35,408,518	33,568,825
14	200 to 399	9,543	11,772	8,568	6.2	6.8	5.2	2,271,829	2,853,737	2,033,239	18.7	19.9	15.5	9,381	11,678	18,831,787	20,275,115
15	400 to 799	1,078	1,470	(1)	0.7	0.8	(1)	515,985	712,775	(1)	4.3	5.0	(1)	1,068	1,456	4,797,790	5,475,396
16	800 to 1,599	124	191	(1)	0.1	0.1	(1)	127,780	190,725	(1)	1.1	1.3	(1)	122	191	1,547,218	1,657,862
17	1,600 to 3,199	14	19	(1)	(2)	(2)	(1)	30,154	37,400	(1)	0.2	0.3	(1)	13	18	289,146	350,833
18	3,200 and over	1	3	(1)	(2)	(2)	(1)	8,000	27,700	(1)	0.1	0.2	(1)	1	3	75,000	149,365
19	400 to 699	1,015	1,368	860	0.7	0.8	0.5	469,840	659,649	399,375	3.9	4.5	3.0	1,005	1,355	4,550,606	4,961,092
20	700 to 999	122	202	112	0.1	0.1	0.1	94,321	156,988	87,752	0.8	1.1	0.7	122	201	959,209	1,155,436
21	1,000 to 2,499	78	108	58	0.1	0.1	(2)	100,558	138,781	73,890	0.8	1.0	0.6	76	107	1,070,009	1,327,897
22	2,500 and over	4	5	5	(2)	(2)	(2)	17,200	33,200	16,200	0.1	0.2	0.1	3	5	129,350	191,051
	WEST NORTH CENTRAL																
	Minnesota																
23	Total	162,551	173,888	167,475	100.0	100.0	100.0	16,988,877	15,664,115	16,611,578	100.0	100.0	100.0	154,129	168,841	119,414,866	102,576,196
24	None													1,382	1,923	679,386	558,522
25	Under 25	18,069	21,416	41,817	11.1	12.3	25.0	283,803	315,735	1,163,457	1.6	2.0	7.0	14,763	18,684	1,843,855	2,241,376
26	25 to 49	25,499	33,228		15.7	19.1		888,167	1,121,087		5.1	7.2		23,214	31,447	5,287,827	7,205,828
27	50 to 99	42,524	52,556	51,689	28.2	30.2	30.9	2,814,033	3,408,526	3,452,522	16.6	21.8	20.8	40,224	51,082	18,070,197	21,765,080
28	100 to 199	52,659	49,135	54,298	32.4	28.3	32.4	6,812,446	6,183,218	6,939,893	40.1	39.5	41.8	51,128	48,351	47,408,277	39,584,406
29	200 to 399	21,619	15,922	18,200	13.4	9.2	10.9	5,190,126	3,771,354	4,302,270	30.6	24.1	25.9	21,447	15,739	37,725,159	24,661,695
30	400 to 799	1,827	1,468	(1)	1.1	0.8	(1)	848,725	694,371	(1)	5.0	4.4	(1)	1,819	1,457	8,850,390	5,106,511
31	800 to 1,599	135	144	(1)	0.1	0.1	(1)	151,509	141,178	(1)	0.8	0.9	(1)	134	139	1,214,903	1,265,411
32	1,600 to 3,199	16	15	(1)	(2)	(2)	(1)	32,050	29,146	(1)	0.2	0.2	(1)	15	15	308,564	286,869
33	3,200 and over	3	4	(1)	(2)	(2)	(1)	30,200	19,500	(1)	0.2	0.1	(1)	3	4	228,509	124,750
34	400 to 699	1,747	1,402	1,304	1.1	0.8	0.8	789,366	647,109	591,966	4.6	4.1	3.6	1,739	1,391	8,338,143	4,760,932
35	700 to 999	156	142	124	0.1	0.1	0.1	121,274	110,525	96,457	0.7	0.7	0.6	156	141	1,107,746	858,560
36	1,000 to 2,499	73	82	37	(2)	(2)	(2)	94,442	104,061	46,808	0.6	0.7	0.3	71	78	885,880	989,299
37	2,500 and over	5	5	6	(2)	(2)	(2)	35,400	22,500	18,400	0.2	0.1	0.1	5	5	292,597	154,750
	Iowa																
38	Total	197,849	306,657	205,451	100.0	100.0	100.0	26,558,884	27,361,742	30,666,221	100.0	100.0	100.0	187,866	201,608	168,204,052	147,422,438
39	None													1,159	1,455	685,527	522,357
40	Under 25	8,850	11,380	18,716	4.5	5.5	9.1	138,187	180,306	555,739	0.5	0.7	1.8	6,489	9,532	927,374	1,496,361
41	25 to 49	16,199	19,189		8.2	9.3		575,347	678,511		2.2	2.5		13,940	17,852	3,575,128	4,198,535
42	50 to 99	44,288	47,281	40,703	22.4	22.9	19.8	3,030,185	3,161,779	2,821,197	11.4	11.6	9.2	41,173	45,666	18,438,360	17,918,070
43	100 to 199	83,080	80,794	87,505	42.0	39.1	42.6	11,022,857	10,586,669	11,704,082	41.5	38.6	38.2	80,475	79,495	69,288,494	55,985,202
44	200 to 399	41,900	43,520	52,936	21.2	21.1	25.8	10,092,651	10,555,865	12,888,322	38.0	38.5	42.0	41,110	43,138	63,781,402	55,084,657
45	400 to 799	3,419	4,314	(1)	1.7	2.1	(1)	1,551,557	1,986,470	(1)	5.8	7.3	(1)	3,390	4,275	10,522,409	10,956,173
46	800 to 1,599	118	197	(1)	0.1	0.1	(1)	110,428	186,440	(1)	0.4	0.7	(1)	115	194	873,780	1,125,934
47	1,600 to 3,199	15	16	(1)	(2)	(2)	(1)	31,044	34,457	(1)	0.1	0.1	(1)	15	16	261,778	166,655
48	3,200 and over	2	6	(1)	(2)	(2)	(1)	6,700	31,245	(1)	(2)	0.1	(1)	2	5	50,000	90,494
49	400 to 699	3,343	4,164	5,185	1.7	2.0	2.5	1,497,375	1,879,045	2,330,641	5.6	6.9	7.6	3,316	4,126	10,148,275	10,397,528
50	700 to 999	143	275	308	0.1	0.1	0.1	109,929	212,876	236,859	0.4	0.8	0.8	141	270	856,522	1,199,587
51	1,000 to 2,499	81	84	98	(2)	(2)	(2)	77,225	104,116	120,861	0.3	0.4	0.4	80	83	894,025	897,087
52	2,500 and over	5	10	2	(2)	(2)	(2)	15,200	42,575	10,500	0.1	0.2	(2)	5	9	151,147	145,054
	Missouri																
53	Total	231,350	251,004	236,095	100.0	100.0	100.0	18,768,284	20,156,868	25,197,245	100.0	100.0	100.0	218,025	239,941	124,586,595	118,285,536
54	None													1,391	2,211	449,846	645,455
55	Under 25	36,709	41,159	65,855	15.9	16.4	27.0	576,247	644,628	1,709,851	3.1	3.2	6.8	30,381	35,179	3,535,739	3,809,364
56	25 to 49	48,775	58,699		21.1	22.6		1,700,098	1,968,925		9.1	9.8		45,188	55,392	10,188,568	10,709,258
57	50 to 99	68,497	73,340	62,154	29.6	29.2	26.3	4,516,547	4,766,575	4,185,857	24.1	23.6	16.6	65,452	70,792	28,812,708	26,864,587
58	100 to 199	60,605	60,750	75,060	26.2	24.2	31.8	7,695,879	7,656,508	9,816,751	41.0	38.0	39.0	59,147	59,574	51,401,471	44,571,404
59	200 to 399	15,640	17,178	31,497	6.8	6.8	13.3	5,679,808	4,107,806	7,859,478	19.6	20.4	30.4	15,393	16,951	25,214,714	25,004,148
60	400 to 799	1,013	1,712	(1)	0.4	0.7	(1)	475,311	809,686	(1)	2.5	4.0	(1)	1,004	1,699	9,670,108	5,454,910
61	800 to 1,599	101	142	(1)	(2)	0.1	(1)	100,257	138,490	(1)	0.5	0.7	(1)	99	137	990,980	1,072,664
62	1,600 to 3,199	7	20	(1)	(2)	(2)	(1)	14,294	38,550	(1)	0.1	0.2	(1)	7	20	157,547	276,326
63	3,200 and over	3	6	(1)	(2)	(2)	(1)	12,065	25,700	(1)	0.1	0.1	(1)	3	6	186,954	94,660
64	400 to 699	970	1,615	3,129	0.4	0.8	1.5	444,584	759,085	1,454,881	2.4	3.7	5.7	961	1,601	5,588,756	4,964,684
65	700 to 999	91	181	275	(2)	0.1	0.1	71,174	139,495	212,065	0.4	0.7	0.8	91	177	654,960	997,509
66	1,000 to 2,499	59	78	124	(2)	(2)	0.1	70,980	102,546	161,884	0.4	0.5	0.6	57	76	722,291	825,507
67	2,500 and over	4	8	5	(2)	(2)	(2)	15,167	31,500	18,500	0.1	0.2	0.1	4	8	219,542	101,060

1 Comparison with later censuses may be found in groups below beginning with 400-699. 2 Less than one-tenth of 1 percent.

OF EGGS PRODUCED AND CHICKENS RAISED, 1939, 1934, AND 1929; AND OF CHICKENS SOLD, 1939 AND 1929; BY DIVISIONS AND STATES—Con.

and over 3 months old Jan. 1, 1935 and Apr. 1, 1930)

CHICKEN EGGS PRODUCED—Contd.				CHICKENS RAISED									CHICKENS SOLD						
Dozens—Continued				Farms reporting			Number						Farms reporting		Number				
1929	Percent distribution			1939	1934	1929	1939	1934	1929	Average per farm reporting			1939	1929	1939	1929	Ratio to chickens raised (percent)		
	1939	1934	1929							1939	1934	1929					1939	1929	
(1)	2.1	2.3	(1)	188	212	(1)	292,988	420,274	(1)	1,744	1,982	(1)	152	(1)	182,021	(1)	62.1	(1)	1
(1)	0.6	0.4	(1)	27	20	(1)	118,285	91,552	(1)	4,381	4,577	(1)	26	(1)	78,567	(1)	66.4	(1)	2
(1)	0.5	0.2	(1)	6	5	(1)	66,600	48,128	(1)	11,100	9,626	(1)	5	(1)	40,750	(1)	61.2	(1)	3
4,844,200	5.5	5.6	6.5	1,082	1,254	1,184	829,599	987,754	1,017,027	760	788	859	940	1,085	472,656	571,682	57.0	56.2	4
1,498,229	1.6	1.6	1.9	157	193	215	185,409	268,241	327,656	1,168	1,390	1,524	144	202	105,032	192,399	57.3	58.7	5
1,370,074	1.6	1.7	1.8	107	132	114	259,207	353,523	320,472	2,422	2,527	2,811	99	106	164,451	179,718	63.4	56.1	6
488,510	0.5	0.5	0.8	11	11	11	110,395	74,528	117,300	10,036	6,775	10,664	10	10	72,361	74,505	65.5	63.5	7
89,500,076	100.0	100.0	100.0	129,050	148,228	164,458	17,564,026	18,942,246	19,959,817	136	128	121	76,243	108,879	7,111,689	8,305,425	40.5	41.6	8
364,061	0.8	0.4	0.4	1,797	1,158	1,085	579,700	118,527	129,306	323	102	121	1,542	1,015	512,485	97,984	88.4	75.8	9
11,485,210	2.5 / 8.6	2.2 / 8.3	12.8	15,537 / 28,481	14,958 / 33,128	55,397	690,714 / 1,792,741	505,456 / 1,725,303	2,784,056	44 / 63	34 / 52	50	3,902 / 11,331	23,089	235,524 / 506,199	866,060	34.1 / 28.2	31.1	10 / 11
25,922,091	23.1	23.1	29.0	40,015	48,715	58,804	4,501,864	4,458,286	5,870,478	108	92	100	24,916	41,610	1,470,031	2,223,410	34.2	37.9	12
32,603,448	38.0	36.0	36.4	32,961	37,525	39,659	6,241,995	6,772,744	7,280,035	189	180	184	25,820	34,345	2,478,534	3,200,099	39.7	44.0	13
14,386,706	20.2	21.3	16.1	9,077	11,126	8,523	2,925,013	3,866,126	2,965,023	322	347	348	7,672	7,880	1,301,147	1,424,782	44.5	48.1	14
(1)	5.1	5.9	(1)	1,049	1,416	(1)	705,843	1,061,036	(1)	671	765	(1)	938	(1)	387,156	(1)	55.0	(1)	15
(1)	1.4	1.8	(1)	121	188	(1)	291,395	326,955	(1)	2,408	1,758	(1)	109	(1)	196,227	(1)	67.5	(1)	16
(1)	0.5	0.4	(1)	15	19	(1)	51,961	52,575	(1)	2,459	2,767	(1)	12	(1)	19,406	(1)	60.7	(1)	17
(1)	0.1	0.2	(1)	1	3	(1)	5,000	37,300	(1)	5,000	12,433	(1)	1	(1)	5,000	(1)	100.0	(1)	18
3,217,055	4.6	5.5	3.6	985	1,317	856	642,440	967,355	659,923	652	735	748	880	797	351,560	332,359	54.7	51.9	19
767,569	1.0	1.2	0.9	120	196	111	218,768	245,842	141,629	1,823	1,254	1,276	109	105	159,092	80,626	72.7	56.9	20
618,458	1.1	1.4	0.7	76	108	58	156,791	242,347	127,067	2,063	2,286	2,191	68	53	87,357	68,325	55.7	53.8	21
135,508	0.1	0.2	0.2	3	5	5	14,000	42,500	22,500	4,667	8,460	4,460	3	5	9,800	11,800	70.0	52.9	22
107,504,447	100.0	100.0	100.0	145,282	158,855	184,941	28,301,790	24,577,513	28,978,770	195	157	164	104,945	124,897	12,196,458	11,984,788	43.1	44.4	23
394,973	0.6	0.5	0.4	1,867	1,810	1,030	458,212	171,214	137,841	255	95	134	1,710	988	323,073	111,421	73.7	80.8	24
8,156,825	1.4 / 4.4	2.2 / 7.0	7.6	12,658 / 21,016	15,600 / 28,013	39,588	586,472 / 1,464,824	561,098 / 1,769,482	2,148,064	46 / 70	36 / 63	54	3,405 / 9,552	17,954	225,690 / 490,172	758,596	38.1 / 33.5	35.3	25 / 26
22,875,998	15.1	21.2	21.3	37,301	47,854	50,942	4,573,781	5,206,315	5,726,742	123	109	112	25,801	38,749	1,721,478	2,338,425	37.6	40.8	27
43,473,912	39.7	38.4	40.5	49,289	46,658	55,810	11,501,624	9,686,028	11,195,686	233	208	208	43,053	48,616	4,946,042	5,020,254	43.0	44.8	28
26,769,828	31.6	24.0	24.9	21,201	15,364	18,113	8,191,724	5,803,022	6,494,894	386	378	359	19,623	17,215	3,702,996	3,060,016	45.2	47.1	29
(1)	5.7	5.0	(1)	1,802	1,418	(1)	1,251,258	1,048,142	(1)	694	739	(1)	1,665	(1)	623,316	(1)	49.8	(1)	30
(1)	1.0	1.2	(1)	131	139	(1)	224,175	243,707	(1)	1,711	1,755	(1)	123	(1)	129,699	(1)	57.9	(1)	31
(1)	0.3	0.3	(1)	15	15	(1)	49,720	55,525	(1)	3,315	3,568	(1)	13	(1)	25,432	(1)	51.2	(1)	32
(1)	0.2	0.1	(1)	2	4	(1)	20,000	35,000	(1)	10,000	8,750	(1)	2	(1)	10,560	(1)	52.8	(1)	33
4,224,014	5.3	4.6	3.9	1,725	1,354	1,295	1,160,352	977,370	930,743	673	722	719	1,589	1,241	574,217	481,515	49.5	51.7	34
859,758	0.9	0.8	0.8	153	137	122	191,191	166,254	159,785	1,250	1,213	1,310	142	115	108,944	84,254	57.0	52.7	35
427,719	0.7	1.0	0.4	70	80	56	166,410	197,770	125,515	2,377	2,472	3,487	66	54	92,286	85,849	55.5	66.8	36
141,420	0.2	0.2	0.1	4	5	5	27,200	39,000	59,500	6,800	7,800	11,900	4	5	13,560	46,500	49.9	78.2	37
188,335,897	100.0	100.0	100.0	180,556	195,154	202,377	43,405,028	42,392,694	48,216,359	240	217	238	154,158	175,833	18,851,478	22,102,098	43.4	45.8	38
396,688	0.4	0.4	0.2	1,191	1,517	792	358,054	267,110	178,378	301	176	225	1,299	728	328,212	116,560	91.1	65.2	39
4,276,485	0.6 / 2.0	1.0 / 2.8	2.3	5,324 / 12,282	7,945 / 16,200	17,374	422,565 / 1,111,010	579,684 / 1,390,566	1,422,765	79 / 90	73 / 86	82	2,438 / 6,852	9,259	211,550 / 424,046	605,852	50.1 / 38.2	42.4	40 / 41
18,941,186	11.0	12.2	10.1	38,588	43,754	39,595	5,276,499	5,518,728	5,352,985	137	126	135	29,376	30,955	2,054,787	2,217,551	38.8	41.4	42
71,385,846	41.2	37.9	37.9	78,954	78,449	86,456	18,688,274	16,596,246	19,097,567	236	212	221	72,104	79,043	7,950,286	8,664,660	42.8	45.4	43
76,195,601	37.9	37.4	40.5	40,744	42,843	52,596	15,171,166	15,055,271	18,551,398	372	351	355	38,788	50,470	6,751,097	8,741,521	44.5	47.1	44
(1)	6.3	7.4	(1)	3,362	4,211	(1)	2,159,007	2,678,597	(1)	636	636	(1)	3,197	(1)	1,006,157	(1)	47.0	(1)	45
(1)	0.5	0.8	(1)	115	193	(1)	170,073	275,690	(1)	1,479	1,418	(1)	107	(1)	89,307	(1)	52.5	(1)	46
(1)	0.2	0.1	(1)	14	16	(1)	74,900	28,122	(1)	5,350	1,758	(1)	15	(1)	51,256	(1)	68.4	(1)	47
(1)	(2)	0.1	(1)	2	6	(1)	13,500	24,680	(1)	6,750	4,113	(1)	2	(1)	6,800	(1)	50.4	(1)	48
14,619,454	8.0	7.1	7.8	3,288	4,088	5,180	2,070,971	2,558,498	3,121,318	630	624	605	3,128	4,993	970,937	1,508,541	46.9	48.3	49
1,569,477	0.5	0.8	0.8	140	265	307	151,846	292,509	307,362	1,085	1,104	1,001	129	294	80,714	151,697	53.2	49.4	50
911,362	0.4	0.4	0.5	61	83	95	149,363	141,677	173,066	2,449	1,707	1,822	59	90	85,849	98,856	57.5	56.0	51
42,000	0.1	0.1	(2)	4	10	2	25,500	32,405	11,500	6,325	3,240	5,750	5	1	16,000	1,300	63.2	11.5	52
180,349,976	100.0	100.0	100.0	212,315	232,704	253,565	51,226,513	53,294,155	40,783,071	147	143	175	145,860	181,335	11,991,874	18,217,672	38.4	44.7	53
584,216	0.4	0.5	0.3	1,940	2,675	1,275	672,655	417,321	202,957	347	158	159	1,704	1,174	579,157	156,464	86.1	77.1	54
12,522,679	2.8 / 8.2	3.2 / 9.1	6.9	27,467 / 45,482	31,675 / 51,058	61,337	1,637,439 / 5,486,159	1,814,536 / 4,063,138	4,368,945	60 / 80	57 / 80	71	11,021 / 25,053	33,358	817,152 / 1,100,465	1,805,852	37.7 / 31.6	41.3	55 / 56
30,285,428	23.1	22.7	18.8	64,228	69,585	61,327	7,990,555	8,622,601	6,023,958	124	124	131	45,601	47,914	2,751,069	3,348,496	34.2	41.7	57
68,487,261	41.3	37.5	38.0	58,774	59,102	74,588	11,603,092	11,745,011	15,518,257	197	199	208	49,638	66,210	4,273,559	6,898,908	36.8	44.5	58
55,941,575	20.2	21.1	29.9	15,541	16,800	31,352	4,728,987	5,365,404	10,275,873	308	319	328	13,859	29,351	1,938,367	4,785,054	41.0	46.6	59
(1)	2.9	4.6	(1)	995	1,673	(1)	894,747	990,521	(1)	899	592	(1)	902	(1)	597,755	(1)	66.8	(1)	60
(1)	0.8	0.9	(1)	98	137	(1)	176,557	188,188	(1)	1,802	1,373	(1)	94	(1)	105,784	(1)	59.9	(1)	61
(1)	0.1	0.2	(1)	7	19	(1)	22,522	66,455	(1)	3,217	3,498	(1)	5	(1)	54,689	(1)	154.0	(1)	62
(1)	0.2	0.1	(1)	3	6	(1)	17,000	23,000	(1)	5,667	3,833	(1)	3	(1)	13,879	(1)	81.6	(1)	63
11,099,583	2.7	4.2	6.2	952	1,577	3,110	855,997	907,415	1,825,439	899	575	586	861	2,961	573,278	914,089	67.0	50.1	64
1,784,288	0.5	0.8	1.0	89	175	269	108,387	188,284	287,930	1,195	1,076	1,070	85	253	69,709	149,502	65.5	51.9	65
1,470,786	0.6	0.7	0.8	58	75	124	128,740	143,445	253,532	2,185	1,913	2,045	54	119	71,325	145,147	56.3	57.2	66
174,200	0.2	0.1	0.1	4	8	5	21,722	29,000	28,200	5,430	3,625	5,640	4	5	57,793	16,200	174.0	57.4	67

TABLE 7.—CLASSIFICATION BY NUMBER OF CHICKENS ON HAND—FARMS REPORTING AND NUMBER OF CHICKENS ON HAND, 1940, 1935, AND 1930;

(Chickens on hand over 4 months old, Apr. 1, 1940

	DIVISION AND STATE AND NUMBER OF CHICKENS ON HAND	CHICKENS ON HAND										CHICKEN EGGS PRODUCED			
		Farms reporting						Number				Farms reporting		Dozens	
		1940	1935	1930	Percent distribution			1940 (Apr. 1)	1935 (Jan. 1)	1930 (Apr. 1)	Percent distribution				
					1940	1935	1930				1940	1935	1930	1939	1934	1939	1934
	W.NORTH CENTRAL—Con.																
	North Dakota																
1	Total	61,953	70,273	69,395	100.0	100.0	100.0	3,601,116	3,469,449	4,794,854	100.0	100.0	100.0	59,069	68,806	19,267,641	19,794,689
2	None	—	—	—	—	—	—	—	—	—	—	—	—	377	957	99,256	172,519
3	Under 25	7,590	12,904	25,755	12.3	18.4	34.2	122,548	200,304	684,725	3.4	5.8	14.3	6,377	11,852	684,049	1,451,177
4	25 to 49	20,338	25,984		32.8	37.0		701,035	874,997		19.5	25.2		19,256	25,185	3,846,014	5,353,190
5	50 to 99	24,791	24,598	29,118	40.0	35.0	42.0	1,588,756	1,520,452	1,895,270	43.6	43.8	39.5	24,021	24,148	8,185,797	8,452,905
6	100 to 199	8,518	6,148	14,675	13.4	8.7	21.1	985,286	711,115	1,788,862	27.3	20.5	36.9	8,141	6,038	5,039,418	5,580,542
7	200 to 399	860	584	1,748	1.4	0.8	2.5	197,725	132,953	394,664	5.5	3.8	8.2	841	573	1,195,536	667,002
8	400 to 799	51	49	(1)	0.1	0.1	(1)	25,436	25,544	(1)	0.7	0.7	(1)	51	49	171,775	117,115
9	800 to 1,599	5	6	(1)	(2)	(2)	(1)	4,550	6,084	(1)	0.1	0.2	(1)	5	6	47,816	20,259
10	1,600 to 3,199	—	—	(1)	—	—	(1)	—	—	(1)	—	—	(1)	—	—	—	—
11	3,200 and over	—	—	(1)	—	—	(1)	—	—	(1)	—	—	(1)	—	—	—	—
12	400 to 699	49	44	85	0.1	0.1	0.1	22,056	19,944	38,424	0.6	0.6	0.8	49	44	158,625	101,995
13	700 to 999	6	9	9	(2)	(2)	(2)	4,950	7,144	6,859	0.1	0.2	0.1	6	9	53,766	54,109
14	1,000 to 2,499	1	2	5	(2)	(2)	(2)	1,000	2,540	6,050	(2)	0.1	0.1	1	2	7,200	1,250
15	2,500 and over	—	—	—	—	—	—	—	—	—	—	—	—	—	—	—	—
	South Dakota																
16	Total	63,818	72,339	74,780	100.0	100.0	100.0	6,233,291	5,524,342	8,545,755	100.0	100.0	100.0	60,289	71,289	34,791,676	29,836,553
17	None	—	—	—	—	—	—	—	—	—	—	—	—	355	1,222	135,171	285,786
18	Under 25	5,858	11,550	14,089	9.2	16.0	18.8	98,796	186,176	404,720	1.6	3.4	4.7	4,665	10,350	621,291	1,398,332
19	25 to 49	10,188	16,278		16.0	22.5		367,550	574,757		5.9	10.4		9,199	15,756	2,177,272	3,619,584
20	50 to 99	19,259	22,795	20,545	30.1	31.5	27.5	1,288,422	1,464,951	1,590,585	20.6	26.5	18.5	18,202	22,459	7,091,875	8,226,916
21	100 to 199	21,412	16,861	27,751	33.6	23.3	37.1	2,742,388	2,087,553	3,587,907	44.0	37.8	42.0	20,861	16,674	14,961,950	10,453,016
22	200 to 399	6,785	4,566	11,538	10.6	6.3	15.4	1,580,406	1,061,469	2,752,414	25.4	19.2	32.2	6,675	4,539	8,814,500	5,155,052
23	400 to 799	323	276	(1)	0.5	0.4	(1)	144,825	132,681	(1)	2.3	2.4	(1)	319	273	886,157	866,802
24	800 to 1,599	12	16	(1)	(2)	(2)	(1)	11,204	14,775	(1)	0.2	0.3	(1)	12	15	94,960	49,085
25	1,600 to 3,199	1	1	(1)	(2)	(2)	(1)	1,700	2,000	(1)	(2)	(2)	(1)	1	1	8,500	3,000
26	3,200 and over	—	—	(1)	—	—	(1)	—	—	(1)	—	—	(1)	—	—	—	—
27	400 to 699	318	259	817	0.5	0.4	1.1	141,180	120,546	366,489	2.3	2.2	4.3	314	256	859,554	592,448
28	700 to 999	11	26	33	(2)	(2)	(2)	8,749	19,610	25,340	0.1	0.4	0.3	11	25	76,341	102,193
29	1,000 to 2,499	7	8	10	(2)	(2)	(2)	7,800	9,300	14,000	0.1	0.2	0.2	7	8	53,942	24,246
30	2,500 and over	—	—	1	—	—	(2)	—	—	4,500	—	—	0.1	—	—	—	—
	Nebraska																
31	Total	108,786	121,630	120,457	100.0	100.0	100.0	10,568,129	11,453,882	13,317,755	100.0	100.0	100.0	104,446	119,210	71,072,776	68,422,955
32	None	—	—	—	—	—	—	—	—	—	—	—	—	751	1,362	319,622	364,203
33	Under 25	8,514	12,089	21,555	7.8	9.9	17.9	149,374	207,174	668,758	1.4	1.8	5.0	6,959	10,661	1,055,109	1,617,266
34	25 to 49	16,146	19,256		14.8	15.8		613,114	718,290		5.8	6.3		14,825	18,567	3,923,142	4,451,195
35	50 to 98	36,234	38,392	35,666	33.3	31.6	29.6	2,476,023	2,562,693	2,436,521	23.4	22.4	18.3	34,854	37,517	16,325,744	15,414,031
36	100 to 199	37,993	40,836	48,661	34.9	33.4	38.7	4,814,589	5,089,385	5,988,084	45.6	44.4	45.0	37,301	40,115	32,077,884	29,548,337
37	200 to 399	9,206	10,429	15,404	8.5	8.6	12.8	2,151,668	2,430,873	3,621,467	20.4	21.2	27.2	9,089	10,364	14,433,568	14,319,775
38	400 to 799	643	744	(1)	0.6	0.6	(1)	304,588	354,985	(1)	2.9	3.1	(1)	637	740	2,352,202	2,123,877
39	800 to 1,599	44	75	(1)	(2)	0.1	(1)	43,994	73,225	(1)	0.4	0.6	(1)	44	75	482,218	485,383
40	1,600 to 3,199	5	9	(1)	(2)	(2)	(1)	9,479	17,257	(1)	0.1	0.2	(1)	5	9	86,857	98,870
41	3,200 and over	1	—	(1)	(2)	—	(1)	5,000	—	(1)	(2)	—	(1)	1	—	36,500	—
42	400 to 699	608	700	1,029	0.6	0.6	0.9	279,417	323,634	469,368	2.6	2.8	3.5	602	696	2,130,220	1,934,532
43	700 to 999	58	92	99	0.1	0.1	0.1	44,426	72,062	75,918	0.4	0.6	0.6	58	92	414,842	427,330
44	1,000 to 2,499	25	35	40	(2)	(2)	(2)	31,844	46,771	49,347	0.3	0.4	0.4	25	35	363,889	344,468
45	2,500 and over	2	1	3	(2)	(2)	(2)	7,574	3,000	8,270	0.1	(2)	0.1	2	1	49,006	1,800
	Kansas																
46	Total	155,468	155,735	151,838	100.0	100.0	100.0	12,495,551	15,140,543	19,127,922	100.0	100.0	100.0	129,110	151,053	84,689,649	91,384,584
47	None	—	—	—	—	—	—	—	—	—	—	—	—	903	1,109	372,095	389,977
48	Under 25	13,993	17,176	25,497	10.3	11.0	16.8	257,905	288,510	749,921	1.9	1.9	3.9	11,345	14,821	1,547,262	2,010,104
49	25 to 49	23,245	25,965		17.2	16.7		864,915	948,459		6.9	6.3		21,342	24,610	5,353,965	5,713,176
50	50 to 99	43,972	46,076	38,295	32.5	29.6	25.2	2,970,859	3,054,064	2,634,818	23.8	20.2	13.8	42,242	44,799	19,061,603	17,954,722
51	100 to 199	42,336	48,475	57,741	31.3	31.1	38.0	5,399,548	6,150,217	7,564,286	43.2	40.6	39.5	41,457	47,827	38,207,651	35,869,830
52	200 to 399	11,162	16,587	27,286	8.2	10.7	18.0	2,631,451	3,951,045	6,618,225	21.1	26.1	34.6	11,069	16,441	18,951,284	24,297,460
53	400 to 799	708	1,342	(1)	0.5	0.9	(1)	330,871	632,308	(1)	2.6	4.2	(1)	705	1,335	2,701,270	4,307,427
54	800 to 1,599	45	105	(1)	(2)	0.1	(1)	41,852	98,140	(1)	0.3	0.6	(1)	42	102	379,710	721,101
55	1,600 to 3,199	7	8	(1)	(2)	(2)	(1)	16,170	15,800	(1)	0.1	0.1	(1)	7	8	134,809	158,962
56	3,200 and over	—	1	(1)	—	(2)	(1)	—	4,000	(1)	—	(2)	(1)	—	1	—	1,825
57	400 to 699	684	1,276	2,725	0.5	0.8	1.8	313,474	585,268	1,248,966	2.5	3.9	6.5	680	1,269	2,551,879	4,018,480
58	700 to 999	50	134	213	(2)	0.1	0.1	39,292	104,330	164,796	0.3	0.7	0.9	48	131	342,467	704,741
59	1,000 to 2,499	24	44	94	(2)	(2)	0.1	31,007	53,650	124,741	0.2	0.4	0.7	22	44	288,907	444,414
60	2,500 and over	2	2	7	(2)	(2)	(2)	5,100	7,000	24,189	(2)	(2)	0.1	2	2	32,536	3,700
	SOUTH ATLANTIC																
	Delaware																
61	Total	7,153	9,039	8,930	100.0	100.0	100.0	901,732	1,072,909	1,511,114	100.0	100.0	100.0	6,644	8,549	6,182,309	6,530,765
62	None	—	—	—	—	—	—	—	—	—	—	—	—	95	21	92,977	12,135
63	Under 25	1,093	997	2,079	15.3	11.0	23.3	15,605	14,583	55,507	1.7	1.3	3.6	879	806	110,973	88,431
64	25 to 49	1,469	1,869		20.5	18.5		47,858	55,814		5.3	5.0		1,321	1,524	266,795	274,254
65	50 to 99	1,877	2,553	2,217	26.2	28.2	24.8	118,602	157,704	144,105	13.2	14.7	9.3	1,740	2,464	684,916	870,988
66	100 to 199	1,723	2,398	2,580	24.1	26.5	28.9	214,374	297,725	327,397	23.8	27.7	21.1	1,649	2,347	1,528,420	1,727,901
67	200 to 399	671	1,043	1,303	9.4	11.5	14.6	166,330	252,785	325,677	18.4	23.6	21.0	653	1,024	1,196,935	1,553,112
68	400 to 799	200	270	(1)	2.8	3.0	(1)	100,010	135,821	(1)	11.1	12.7	(1)	195	260	827,930	985,587

1 Comparison with later censuses may be found in groups below beginning with 400-699. 2 Less than one-tenth of 1 percent.

OF EGGS PRODUCED AND CHICKENS RAISED, 1939, 1934, AND 1929; AND OF CHICKENS SOLD, 1939 AND 1929; BY DIVISIONS AND STATES—Con.

and over 3 months old Jan. 1, 1935 and Apr. 1, 1930)

CHICKEN EGGS PRODUCED—Contd.				CHICKENS RAISED									CHICKENS SOLD						
Dozens—Continued				Farms reporting			Number						Farms reporting		Number				
1929	Percent distribution			1939	1934	1929	1939	1934	1929	Average per farm reporting			1939	1929	1939	1929	Ratio to chickens raised (percent)		
	1939	1934	1929							1939	1934	1929					1939	1929	
27,888,807	100.0	100.0	100.0	57,976	64,198	68,250	6,496,385	5,695,229	6,176,575	112	89	120	28,898	36,949	1,807,858	2,662,284	27.8	52.6	1
115,889	0.5	0.9	0.4	462	933	427	66,299	65,585	45,890	144	70	107	368	298	50,985	29,316	76.9	63.9	2
4,276,406	3.8	7.3	15.2	5,684	9,754	22,668	273,304	457,757	1,502,706	48	47	67	1,452	7,284	67,325	322,826	24.6	24.8	3
	20.0	26.9		18,852	23,625		1,368,207	1,607,482		73	68		7,020		290,140		21.2		4
11,021,691	42.5	42.7	39.5	24,002	25,562	28,749	2,828,003	2,397,965	3,359,294	118	103	116	13,494	16,880	733,417	1,019,453	25.9	30.5	5
9,886,166	26.2	18.1	35.4	8,101	5,904	14,551	1,595,372	952,971	2,843,621	197	161	195	5,815	10,955	515,967	1,031,568	32.3	36.3	6
2,281,820	6.2	3.4	8.2	840	567	1,758	316,023	175,925	575,042	376	310	331	698	1,467	128,961	250,123	40.8	40.0	7
(1)	0.9	0.6	(1)	50	49	(1)	40,775	30,100	(1)	816	614	(1)	46	(1)	18,460	(1)	45.3	(1)	8
(1)	0.2	0.1	(1)	5	6	(1)	8,400	5,450	(1)	1,680	908	(1)	5	(1)	2,585	(1)	30.8	(1)	9
(1)	——	——	(1)	——	——	(1)	——	——	(1)	——	——	(1)	——	(1)	——	(1)	——	(1)	10
(1)	——	——	(1)	——	——	(1)	——	——	(1)	——	——	(1)	——	(1)	——	(1)	——	(1)	11
233,588	0.8	0.5	0.8	48	44	83	38,325	28,540	48,598	798	603	586	44	72	17,410	20,401	45.4	42.0	12
37,757	0.3	0.2	0.1	6	9	9	8,850	6,210	12,499	1,475	690	1,389	6	8	3,135	4,607	35.4	36.9	13
35,310	(2)	(2)	0.1	1	2	5	2,000	2,800	8,925	2,000	1,400	1,785	1	5	500	3,990	25.0	44.7	14
——	——	——	——	——	——	——	——	——	——	——	——	——	——	——	——	——	——	——	15
53,052,330	100.0	100.0	100.0	59,455	65,209	73,780	10,977,585	9,086,537	14,658,577	185	139	199	43,194	54,838	4,017,012	5,864,365	36.6	40.0	16
132,285	0.4	1.0	0.2	391	1,091	348	71,544	108,832	59,030	183	98	170	332	283	56,135	39,857	78.5	67.5	17
2,846,375	1.8	4.7	5.4	4,250	8,086	13,334	286,075	487,413	926,914	63	60	70	1,263	5,060	71,728	293,848	27.0	31.7	18
	6.3	12.1		8,913	14,107		795,829	1,144,651		89	81		4,079		203,501		25.6		19
9,144,441	20.4	27.6	17.2	18,043	21,013	20,214	2,446,537	2,514,425	2,739,020	136	120	136	12,508	14,068	782,237	1,010,592	32.0	36.9	20
21,868,414	43.0	35.0	41.2	20,857	18,157	27,553	4,717,244	3,154,877	6,194,289	226	195	225	18,360	23,890	1,784,652	2,548,886	37.8	41.1	21
16,465,844	25.3	17.2	31.0	6,686	4,468	11,475	2,449,885	1,481,268	4,156,864	366	332	362	6,329	10,728	1,005,651	1,722,769	41.0	41.4	22
(1)	2.5	2.2	(1)	321	270	(1)	212,178	177,919	(1)	661	659	(1)	311	(1)	103,858	(1)	48.9	(1)	23
(1)	0.3	0.2	(1)	11	16	(1)	17,275	18,904	(1)	1,570	1,182	(1)	11	(1)	8,270	(1)	47.9	(1)	24
(1)	(2)	(2)	(1)	1	1	(1)	1,000	250	(1)	1,000	250	(1)	1	(1)	1,000	(1)	100.0	(1)	25
(1)	——	——	(1)	——	——	(1)	——	——	(1)	——	——	(1)	——	(1)	——	(1)	——	(1)	26
2,321,842	2.5	2.0	4.4	316	255	814	208,348	181,509	514,577	659	638	632	308	787	102,358	217,055	49.1	42.2	27
177,559	0.2	0.3	0.3	10	28	33	11,855	29,040	35,783	1,186	1,117	1,084	10	31	5,320	15,428	44.9	57.5	28
93,850	0.2	0.1	0.2	7	8	10	10,250	6,724	19,100	1,464	840	1,910	7	10	5,470	9,450	53.4	49.4	29
3,720	——	——	(2)	——	——	1	——	——	15,000	——	——	15,000	——	1	——	8,500	——	56.4	30
85,554,952	100.0	100.0	100.0	103,214	118,755	118,204	22,955,923	24,744,895	25,974,163	222	212	220	81,793	90,720	8,130,491	9,942,134	35.4	38.3	31
162,306	0.4	0.5	0.2	919	1,535	406	208,343	266,540	79,954	227	174	197	850	353	145,752	48,854	70.0	61.1	32
4,855,941	1.5	2.4	5.7	6,153	9,555	20,136	582,777	876,798	1,817,645	95	94	90	2,855	9,080	210,269	595,892	36.1	32.8	33
	5.5	6.5		14,382	17,585		1,736,745	2,091,984		121	119		8,573		514,144		29.6		34
16,229,496	25.0	22.5	19.0	34,621	37,092	34,953	6,107,158	6,319,705	5,523,588	176	170	158	26,955	25,351	1,951,608	1,933,892	31.6	35.0	35
37,479,482	45.1	45.2	45.8	37,352	40,052	46,258	9,895,633	10,552,605	11,591,001	265	258	251	33,457	40,565	3,518,525	4,476,870	35.6	38.6	36
22,545,370	20.3	20.9	26.4	9,118	10,305	15,310	3,769,581	4,144,211	6,010,578	413	402	393	8,494	14,292	1,487,184	2,454,946	39.5	40.5	37
(1)	5.3	5.1	(1)	640	754	(1)	525,058	518,564	(1)	817	706	(1)	605	(1)	253,970	(1)	48.6	(1)	38
(1)	0.7	0.7	(1)	43	72	(1)	85,228	149,526	(1)	1,982	2,077	(1)	40	(1)	48,751	(1)	57.2	(1)	39
(1)	0.1	0.1	(1)	5	9	(1)	19,400	24,964	(1)	3,880	2,774	(1)	5	(1)	16,508	(1)	85.1	(1)	40
(1)	0.1	——	(1)	1	——	(1)	8,000	——	(1)	8,000	——	(1)	1	(1)	4,000	(1)	50.0	(1)	41
3,257,819	3.0	2.8	3.8	605	691	1,023	472,937	481,364	744,864	782	697	728	571	970	226,148	345,744	47.8	46.4	42
603,563	0.8	0.6	0.7	57	90	97	83,705	115,166	111,942	1,469	1,257	1,154	54	91	45,416	55,894	54.3	49.9	43
391,355	0.5	0.5	0.5	25	33	40	66,044	98,024	81,625	2,642	2,970	2,041	24	37	43,988	41,550	66.8	50.9	44
51,800	0.1	(2)	0.1	2	1	3	15,000	500	12,966	6,500	500	4,322	2	3	7,657	8,492	58.9	65.5	45
135,541,898	100.0	100.0	100.0	125,609	144,115	149,166	25,903,335	29,054,488	33,650,321	190	201	226	86,518	111,565	7,427,934	12,816,459	31.1	38.1	46
382,179	0.4	0.4	0.3	1,083	1,309	550	304,528	215,756	115,979	281	165	219	978	514	249,425	87,329	81.9	75.3	47
5,933,997	1.8	2.2	4.4	10,055	12,520	23,976	917,601	1,095,600	2,196,749	91	88	92	4,253	10,755	309,733	773,487	33.8	35.2	48
	6.3	8.3		20,173	22,638		2,292,387	2,611,885		114	115		10,604		593,714		25.9		49
19,084,922	22.5	19.8	14.1	41,375	43,067	37,422	6,494,285	6,993,405	5,849,751	157	162	156	27,495	25,655	1,754,268	2,008,582	26.7	34.3	50
52,282,610	42.8	39.3	38.6	41,192	46,946	57,177	9,456,815	11,205,352	13,862,546	230	239	239	32,819	47,437	2,858,957	5,081,088	30.2	37.2	51
45,599,298	22.4	26.6	33.6	10,980	16,212	27,050	5,869,768	5,825,175	9,659,130	552	359	357	9,666	24,408	1,404,105	3,848,637	36.3	39.8	52
(1)	5.2	4.7	(1)	702	1,311	(1)	452,758	888,974	(1)	645	678	(1)	656	(1)	205,964	(1)	45.5	(1)	53
(1)	0.4	0.8	(1)	42	104	(1)	81,249	171,045	(1)	1,934	1,645	(1)	40	(1)	53,699	(1)	66.1	(1)	54
(1)	0.2	0.2	(1)	7	8	(1)	33,950	29,300	(1)	4,850	3,662	(1)	7	(1)	18,071	(1)	53.2	(1)	55
(1)	——	(2)	(1)	——	——	(1)	——	——	(1)	——	——	(1)	——	(1)	——	(1)	——	(1)	56
9,616,536	3.0	4.4	7.1	679	1,245	2,702	426,293	820,764	1,758,983	628	659	644	655	2,521	195,056	787,926	45.3	45.3	57
1,359,765	0.4	0.8	1.0	47	134	209	74,487	155,340	221,667	1,585	1,144	1,081	44	202	43,419	111,978	58.3	50.5	58
1,038,045	0.3	0.5	0.8	23	45	93	59,875	114,715	175,316	2,603	2,868	1,864	22	86	37,008	95,351	61.8	55.0	59
284,550	(2)	(2)	0.2	2	1	7	7,300	500	32,200	3,650	500	4,600	2	7	4,271	24,101	58.5	74.8	60
11,200,991	100.0	100.0	100.0	7,031	8,095	8,697	17,866,460	6,174,234	5,413,677	2,513	763	393	4,879	6,573	16,615,157	2,070,702	94.0	60.7	61
42,757	1.5	0.2	0.4	648	251	79	9,846,862	1,942,331	180,289	15,196	7,738	2,282	612	76	9,645,595	161,869	98.0	89.8	62
451,581	1.8	1.4	4.0	845	660	1,905	1,850,995	456,282	230,988	2,191	691	121	389	933	1,789,848	131,525	96.7	56.9	63
	4.3	4.2		1,272	1,366		1,851,467	713,486		1,440	522		636		1,712,912		95.5		64
1,095,989	11.1	13.3	9.8	1,698	2,253	2,147	1,451,881	898,768	341,241	843	398	159	1,114	1,525	1,273,514	163,190	88.9	47.8	65
2,520,108	21.5	26.5	22.5	1,808	2,231	2,554	1,154,751	951,721	668,009	718	418	272	1,308	2,137	956,790	366,838	81.1	53.3	66
2,717,815	19.4	23.5	24.3	644	977	1,291	690,717	669,884	698,602	1,073	686	541	554	1,185	558,858	407,367	80.9	58.3	67
(1)	13.4	15.1	(1)	197	252	(1)	281,454	287,039	(1)	1,429	1,139	(1)	173	(1)	210,953	(1)	75.0	(1)	68

TABLE 7.—CLASSIFICATION BY NUMBER OF CHICKENS ON HAND—FARMS REPORTING AND NUMBER OF CHICKENS ON HAND, 1940, 1935, AND 1930;

(Chickens on hand over 4 months old, Apr. 1, 1940

	DIVISION AND STATE AND NUMBER OF CHICKENS ON HAND	CHICKENS ON HAND											CHICKEN EGGS PRODUCED			
		Farms reporting						Number							Dozens	
		1940	1935	1930	Percent distribution			1940 (Apr. 1)	1935 (Jan. 1)	1930 (Apr. 1)	Percent distribution			1939	1934	1939	1934
					1940	1935	1930				1940	1935	1930				
	SOUTH ATLANTIC—Con.																
	Delaware—Continued																
1	800 to 1,599	75	85	(1)	1.0	0.9	(1)	79,621	87,322	(1)	8.8	8.1	(1)	75	85	647,936	639,729
2	1,600 to 3,199	28	20	(1)	0.4	0.2	(1)	58,350	45,640	(1)	6.5	4.1	(1)	25	18	422,727	355,826
3	3,200 and over	17	4	(1)	0.2	(2)	(1)	100,984	29,737	(1)	11.2	2.8	(1)	14	2	602,700	45,000
4	400 to 699	182	242	467	2.5	2.7	5.2	87,160	115,971	225,848	9.7	10.8	14.6	177	252	723,226	823,485
5	700 to 999	47	62	159	0.7	0.7	1.6	37,511	48,100	108,297	4.1	4.5	7.0	47	62	299,170	366,770
6	1,000 to 2,499	67	66	111	0.9	0.7	1.2	95,810	88,062	145,018	10.4	8.2	9.3	64	62	777,414	658,064
7	2,500 and over	24	9	34	0.3	0.1	0.4	120,684	44,387	219,285	13.4	4.1	14.1	19	7	701,485	195,625
	Maryland																
8	Total	34,847	39,416	39,648	100.0	100.0	100.0	3,139,781	3,589,071	3,777,072	100.0	100.0	100.0	32,619	37,610	22,780,919	21,064,915
9	None													343	82	181,589	17,078
10	Under 25	7,365	6,464	15,554	21.1	16.4	39.2	108,774	98,740	401,027	3.4	2.7	10.6	6,299	5,577	626,997	460,496
11	25 to 49	8,816	9,637		24.7	24.4		283,981	316,387		9.0	8.8		8,019	9,177	1,851,555	1,585,671
12	50 to 99	9,007	11,037	11,410	25.8	28.0	28.8	567,284	695,570	736,682	18.1	19.3	19.5	8,548	10,729	3,390,148	3,552,844
13	100 to 199	6,512	8,284	8,469	18.1	21.0	21.4	780,115	1,016,050	1,051,898	24.8	28.3	27.8	6,115	8,121	5,226,629	5,526,707
14	200 to 399	2,507	3,013	3,059	7.2	7.6	7.7	619,647	734,294	755,349	19.7	20.5	20.0	2,464	2,956	4,767,629	4,510,332
15	400 to 799	758	726	(1)	2.2	1.8	(1)	379,585	365,901	(1)	12.1	10.2	(1)	750	715	3,303,061	2,646,412
16	800 to 1,599	214	198	(1)	0.6	0.5	(1)	221,155	205,880	(1)	7.0	5.7	(1)	213	195	1,955,270	1,655,017
17	1,600 to 3,199	54	44	(1)	0.2	0.1	(1)	115,222	90,738	(1)	3.7	2.5	(1)	54	44	1,029,858	885,071
18	3,200 and over	14	15	(1)	(2)	(2)	(1)	66,200	69,511	(1)	2.1	1.9	(1)	14	14	688,185	467,267
19	400 to 699	682	650	805	2.0	1.6	2.0	325,342	311,874	384,768	10.4	8.7	10.2	674	640	2,850,194	2,246,573
20	700 to 999	186	151	186	0.5	0.4	0.4	130,120	117,706	150,672	4.1	3.3	3.5	186	150	1,189,426	912,958
21	1,000 to 2,499	164	156	181	0.5	0.4	0.4	221,198	208,269	210,442	7.0	5.8	5.8	163	155	1,915,399	1,662,401
22	2,500 and over	28	24	24	0.1	0.1	0.1	105,300	94,181	106,254	3.4	2.6	2.8	28	23	1,041,555	809,855
	Dist. of Columbia																
23	Total	27	44	68	100.0	100.0	100.0	18,141	13,780	12,529	100.0	100.0	100.0	29	43	108,115	106,869
24	None													2		953	
25	Under 25	7	19	36	25.9	43.2	52.9	71	222	804	0.4	1.6	6.4	7	18	294	1,411
26	25 to 49	5	9		18.5	20.5		145	286		0.8	2.1		5	9	702	1,352
27	50 to 99	4	5	14	14.8	11.4	20.6	200	325	875	1.1	2.4	7.0	4	5	1,690	1,252
28	100 to 199	3	2	6	11.1	4.5	8.8	388	225	745	2.1	1.6	5.9	3	2	4,096	2,500
29	200 to 399	2	3	7	7.4	6.8	10.3	584	775	1,825	3.2	5.6	14.6	2	3	5,426	5,550
30	400 to 799	3	2	(1)	11.1	4.5	(1)	1,400	1,000	(1)	7.7	7.3	(1)	3	2	5,875	4,597
31	800 and over	3	4	(1)	11.1	9.1	(1)	15,355	10,947	(1)	84.6	79.4	(1)	3	4	88,879	90,227
32	400 to 699	3	2	3	11.1	4.5	4.4	1,400	1,000	1,500	7.7	7.3	12.0	3	2	5,875	4,597
33	700 to 999																
34	1,000 and over	3	4	2	11.1	9.1	2.9	15,355	10,947	6,780	84.6	79.4	54.1	3	4	88,879	90,227
	Virginia																
35	Total	153,471	175,948	155,813	100.0	100.0	100.0	8,965,689	6,541,655	7,643,303	100.0	100.0	100.0	147,968	169,430	50,075,354	43,067,459
36	None													1,084	300	278,439	74,474
37	Under 25	63,424	62,152	108,587	41.3	35.5	68.6	890,254	897,664	2,470,055	12.7	10.5	52.3	58,619	57,493	5,526,696	3,591,673
38	25 to 49	49,374	59,386		32.2	33.7		1,596,345	1,918,679		22.8	22.5		48,102	57,998	10,130,463	8,461,779
39	50 to 99	26,228	35,562	31,700	17.1	20.2	20.4	1,613,663	2,189,054	1,986,824	23.1	25.6	26.0	25,690	35,024	10,451,874	10,209,075
40	100 to 199	9,955	15,711	12,502	6.5	7.8	8.0	1,210,704	1,650,891	1,509,542	17.3	19.3	19.7	9,815	15,515	8,855,970	8,426,455
41	200 to 399	3,258	3,841	3,305	2.1	2.2	2.1	808,744	940,112	811,459	11.6	11.0	10.6	3,214	3,802	6,744,681	5,571,058
42	400 to 799	961	974	(1)	0.6	0.6	(1)	485,581	485,054	(1)	6.9	5.7	(1)	957	965	4,551,811	3,382,659
43	800 to 1,599	230	266	(1)	0.1	0.2	(1)	243,558	274,095	(1)	3.5	3.2	(1)	229	261	2,474,560	1,998,420
44	1,600 to 3,199	55	67	(1)	(2)	(2)	(1)	111,140	147,105	(1)	1.6	1.7	(1)	52	65	1,027,960	1,041,928
45	3,200 and over	8	9	(1)	(2)	(2)	(1)	55,900	59,021	(1)	0.5	0.5	(1)	8	9	254,900	309,982
46	400 to 699	861	885	820	0.8	0.5	0.5	414,181	420,404	397,658	5.9	4.9	5.2	856	873	5,674,949	2,892,339
47	700 to 999	189	205	215	0.1	0.1	0.1	145,425	160,660	166,268	2.1	1.9	2.2	188	201	1,413,224	1,162,367
48	1,000 to 2,499	181	200	182	0.1	0.1	0.1	245,855	271,345	222,415	3.5	3.2	2.9	179	197	2,517,807	2,089,978
49	2,500 and over	21	28	22	(2)	(2)	(2)	70,540	92,848	77,102	1.0	1.1	1.0	21	27	503,251	658,285
	West Virginia																
50	Total	84,181	93,951	75,451	100.0	100.0	100.0	5,377,535	4,123,914	5,675,989	100.0	100.0	100.0	79,810	89,007	22,722,409	21,696,217
51	None													922	253	199,419	27,101
52	Under 25	31,487	26,781	48,459	37.4	28.5	64.2	469,896	415,666	1,289,459	13.9	10.1	55.1	27,971	23,413	2,950,573	1,807,313
53	25 to 49	31,095	37,422		36.9	39.8		1,024,525	1,256,284		30.3	30.0		29,828	36,143	6,424,089	5,955,978
54	50 to 99	15,644	22,513	19,732	18.8	23.7	26.2	983,431	1,382,907	1,245,224	29.1	33.5	33.9	15,447	21,889	6,495,965	7,349,900
55	100 to 199	4,683	6,295	5,993	5.6	6.7	7.9	564,102	744,308	722,017	16.7	18.0	19.7	4,587	6,202	4,022,774	4,263,668
56	200 to 399	891	946	989	1.1	1.0	1.3	213,499	223,060	239,856	6.3	5.4	6.5	876	955	1,602,889	1,386,425
57	400 to 799	139	162	(1)	0.2	0.2	(1)	67,607	81,076	(1)	2.0	2.0	(1)	137	160	518,058	579,826
58	800 to 1,599	34	27	(1)	(2)	(2)	(1)	32,475	29,033	(1)	1.0	0.7	(1)	34	27	322,569	254,804
59	1,600 to 3,199	6	5	(1)	(2)	(2)	(1)	13,600	11,600	(1)	0.4	0.3	(1)	6	5	126,642	91,204
60	3,200 and over	2		(1)	(2)		(1)	8,400		(1)	0.2		(1)	2		59,433	
61	400 to 699	130	159	176	0.2	0.1	0.2	61,170	64,518	83,543	1.8	1.6	2.3	128	157	459,259	485,733
62	700 to 999	31	32	40	(2)	(2)	0.1	24,842	24,368	30,924	0.7	0.6	0.8	31	32	228,341	155,796
63	1,000 to 2,499	15	22	26	(2)	(2)	(2)	19,370	30,023	33,566	0.6	0.7	0.9	15	22	216,252	280,705
64	2,500 and over	5	1	6	(2)	(2)	(2)	16,700	2,800	29,800	0.5	0.1	0.8	5	1	122,848	5,600
	North Carolina																
65	Total	245,122	285,607	241,475	100.0	100.0	100.0	7,515,434	8,806,115	6,384,595	100.0	100.0	100.0	232,818	253,289	41,847,391	35,600,854
66	None													1,485	466	270,158	37,102
67	Under 25	151,064	114,104	214,414	55.5	45.0	88.8	1,814,917	1,658,194	4,198,011	24.8	18.8	65.8	120,417	104,217	9,852,895	5,926,856
68	25 to 49	80,555	101,715		32.8	38.3		2,525,106	3,254,581		34.5	36.7		77,858	99,476	15,080,001	11,744,555

1 Comparison with later censuses may be found in groups below beginning with 400-699. 2 Less than one-tenth of 1 percent.

OF EGGS PRODUCED AND CHICKENS RAISED, 1939, 1934, AND 1929; AND OF CHICKENS SOLD, 1939 AND 1929; BY DIVISIONS AND STATES—Con.

and over 3 months old Jan. 1, 1935 and Apr. 1, 1930)

CHICKEN EGGS PRODUCED—Contd.				CHICKENS RAISED									CHICKENS SOLD						
Dozens—Continued				Farms reporting			Number						Farms reporting		Number				
1929	Percent distribution			1939	1934	1929	1939	1934	1929	Average per farm reporting			1939	1929	1939	1929	Ratio to chickens raised (percent)		
	1939	1934	1929							1939	1934	1929					1939	1929	
(1)	10.5	9.8	(1)	74	82	(1)	128,508	123,688	(1)	1,737	1,508	(1)	69	(1)	98,504	(1)	76.7	(1)	1
(1)	6.8	5.4	(1)	28	20	(1)	145,745	64,055	(1)	5,134	3,202	(1)	27	(1)	119,060	(1)	82.8	(1)	2
(1)	9.7	0.7	(1)	17	3	(1)	306,100	89,000	(1)	18,006	29,667	(1)	17	(1)	269,305	(1)	88.0	(1)	3
1,984,644	11.7	12.6	17.5	179	225	462	251,979	238,619	478,342	1,408	1,061	1,035	156	447	191,661	286,545	76.1	59.9	4
979,979	4.8	5.6	8.7	47	60	139	79,475	90,342	220,033	1,691	1,506	1,583	44	132	57,461	135,920	72.3	61.8	5
1,232,828	12.8	9.8	11.0	66	64	110	171,333	129,301	327,563	2,596	2,020	2,978	62	109	133,745	218,818	78.1	66.8	6
195,494	11.3	3.0	1.7	24	8	32	357,020	105,500	248,610	14,876	13,188	7,769	24	29	314,955	198,830	88.2	80.0	7
27,709,334	100.0	100.0	100.0	32,225	36,059	39,028	11,923,718	7,030,654	7,422,461	370	195	190	19,120	27,655	8,449,787	3,563,273	70.9	48.0	8
65,778	0.8	0.1	0.2	793	187	228	3,814,838	344,975	75,075	4,811	1,845	332	596	171	3,704,737	55,728	97.1	74.2	9
2,758,813	2.8	2.2	10.0	5,899	5,104	14,982	937,549	316,134	1,195,815	159	62	80	1,767	7,807	686,363	456,998	73.2	38.2	10
	7.2	7.4		7,703	8,786		1,179,622	772,370		153	88		3,444		688,750		58.4		11
4,967,851	14.9	18.9	17.9	8,383	10,279	11,258	1,623,386	1,360,155	1,565,675	194	132	139	5,376	8,491	867,280	677,976	53.4	43.3	12
6,957,782	22.9	26.2	25.1	6,013	7,917	8,389	1,714,123	1,815,765	1,899,785	285	229	226	4,904	7,285	907,563	886,637	52.9	46.7	13
5,755,100	20.9	21.4	20.8	2,426	2,869	3,025	1,227,612	1,223,602	1,264,590	506	426	418	2,100	2,816	705,784	660,879	57.5	52.3	14
(1)	14.5	12.6	(1)	732	696	(1)	674,278	594,551	(1)	921	854	(1)	656	(1)	399,744	(1)	59.3	(1)	15
(1)	8.5	7.8	(1)	208	186	(1)	347,291	306,733	(1)	1,670	1,649	(1)	193	(1)	207,531	(1)	59.8	(1)	16
(1)	4.5	3.2	(1)	54	41	(1)	210,019	146,729	(1)	3,889	3,579	(1)	51	(1)	141,945	(1)	67.6	(1)	17
(1)	3.0	2.2	(1)	14	14	(1)	195,000	149,640	(1)	13,929	10,689	(1)	13	(1)	140,090	(1)	71.8	(1)	18
3,273,056	12.4	10.7	11.8	659	625	801	592,760	514,310	660,889	899	828	825	592	758	357,633	361,030	60.3	54.6	19
1,163,455	5.1	4.3	4.2	160	144	163	205,238	179,601	211,435	1,270	1,247	1,297	146	156	109,827	111,958	54.0	53.0	20
1,982,062	8.4	7.9	7.2	161	149	160	378,090	318,663	341,497	2,348	2,139	2,134	149	149	244,680	205,459	64.7	60.2	21
785,857	4.6	2.9	2.8	28	21	24	252,500	185,079	207,700	9,018	8,813	8,654	26	24	177,170	146,610	70.2	70.6	22
101,549	100.0	100.0	100.0	17	36	67	22,050	15,999	20,720	1,297	444	309	12	29	16,615	6,828	75.4	33.0	23
———	0.9	——	——	2	———	1	550	———	70	275	——	70	1	1	400	70	72.7	100.0	24
4,658	0.3	1.3	4.6	5	13	34	93	367	1,487	19	28	44	1	6	300	333	322.6	22.4	25
	0.6	1.3		2	7		135	465		68	66		———		———		——		26
5,169	1.7	1.2	5.1	2	5	14	100	555	1,270	50	111	91	1	8	30	435	30.0	34.3	27
4,500	3.8	2.3	4.4	1	2	6	300	400	1,550	300	200	258	1	4	5	1,075	1.7	69.4	28
11,329	5.0	5.2	11.2	1	3	7	550	1,430	4,875	550	477	696	2	5	2,107	1,725	383.1	35.4	29
(1)	5.4	4.3	(1)	1	2	(1)	400	1,682	(1)	400	841	(1)	3	(1)	850	(1)	212.5	(1)	30
(1)	82.2	84.4	(1)	3	4	(1)	19,922	11,100	(1)	6,641	2,775	(1)	3	(1)	12,923	(1)	64.9	(1)	31
12,085	5.4	4.3	11.9	1	2	3	400	1,682	1,820	400	841	607	3	3	850	390	212.5	21.4	32
———	——	——	——	———	———	———	———	———	———	——	——	——	———	———	———	———	——	——	33
63,808	82.2	84.4	92.8	3	4	2	19,922	11,100	9,648	6,641	2,775	4,824	3	2	12,923	2,800	64.9	29.0	34
55,349,206	100.0	100.0	100.0	144,535	165,398	151,634	22,116,616	16,517,441	16,728,622	153	100	110	81,055	104,972	13,492,384	7,647,829	61.0	45.7	35
120,402	0.6	0.2	0.2	1,891	484	415	3,500,542	200,327	60,053	1,851	414	145	1,310	352	3,406,142	47,025	97.3	78.3	36
17,506,608	11.0	8.3	31.6	56,129	54,687	102,975	3,400,265	2,365,241	7,297,315	61	43	71	21,679	64,421	1,460,041	2,892,223	42.9	39.6	37
	20.2	19.6		47,117	57,113		4,421,458	4,074,609		94	71		27,725		1,983,800		44.9		38
13,842,110	20.9	23.7	25.0	25,327	34,723	31,359	3,955,445	3,992,589	4,053,005	156	115	129	18,259	25,349	2,106,788	1,885,261	53.3	46.5	39
10,440,056	17.2	19.6	18.9	9,651	13,371	12,396	2,904,544	2,716,949	2,545,424	301	203	205	8,100	10,767	1,847,658	1,280,471	63.6	50.3	40
6,119,157	13.5	12.9	11.1	3,175	3,741	3,280	1,868,314	1,551,099	1,295,709	588	415	395	2,828	2,968	1,226,831	706,017	65.7	54.5	41
(1)	9.1	7.9	(1)	954	943	(1)	1,148,451	810,976	(1)	1,204	860	(1)	877	(1)	799,447	(1)	69.6	(1)	42
(1)	4.9	4.6	(1)	230	260	(1)	540,428	498,016	(1)	2,350	1,915	(1)	220	(1)	390,152	(1)	72.2	(1)	43
(1)	2.1	2.4	(1)	53	67	(1)	287,571	262,960	(1)	5,426	3,925	(1)	49	(1)	202,225	(1)	70.3	(1)	44
(1)	0.5	0.7	(1)	8	9	(1)	89,600	46,675	(1)	11,200	5,186	(1)	8	(1)	69,300	(1)	77.3	(1)	45
3,255,162	7.7	6.7	5.9	855	854	812	969,449	692,848	679,596	1,134	811	837	784	739	665,613	377,539	68.7	55.6	46
1,432,684	2.8	2.7	2.6	188	200	215	350,685	253,089	280,772	1,865	1,265	1,318	179	198	258,767	157,668	73.8	58.2	47
1,966,672	5.0	4.7	3.6	181	197	162	582,437	509,515	421,948	3,218	2,586	2,605	171	158	412,409	252,071	70.8	59.7	48
668,355	1.0	1.5	1.2	21	28	22	163,481	163,175	94,800	7,785	5,828	4,309	20	20	124,335	49,554	76.1	52.3	49
27,929,598	100.0	100.0	100.0	74,954	82,664	73,351	6,087,205	5,354,727	5,503,780	81	65	75	39,058	47,788	3,036,293	2,442,994	49.9	44.4	50
63,295	0.9	0.1	0.2	1,243	323	319	269,444	26,545	32,442	217	82	102	866	286	249,913	25,833	92.8	79.6	51
9,822,023	13.0	8.3	35.2	25,246	20,341	46,446	1,043,986	665,271	2,317,817	41	33	50	9,185	26,353	426,127	899,074	40.8	38.8	52
	28.3	27.5		28,252	33,954		1,764,775	1,680,568		63	50		14,630		750,580		42.5		53
9,182,371	28.6	33.9	32.9	14,765	20,996	19,455	1,525,352	1,686,163	1,701,257	103	80	88	9,999	14,987	735,300	781,144	48.2	45.9	54
5,497,049	17.7	19.7	19.7	4,423	5,992	5,916	884,153	866,122	909,949	200	145	154	3,505	5,065	490,143	459,440	55.4	50.5	55
1,853,476	7.1	6.4	6.6	848	895	990	357,528	274,132	314,259	422	306	317	722	879	222,551	154,886	62.2	49.3	56
(1)	2.3	2.7	(1)	135	153	(1)	117,952	97,778	(1)	874	639	(1)	112	(1)	72,189	(1)	61.2	(1)	57
(1)	1.4	1.1	(1)	34	25	(1)	75,955	44,850	(1)	2,233	1,794	(1)	31	(1)	54,890	(1)	72.3	(1)	58
(1)	0.6	0.4	(1)	6	5	(1)	19,800	15,300	(1)	3,287	3,060	(1)	6	(1)	11,400	(1)	58.2	(1)	59
(1)	0.3	——	(1)	2	———	(1)	28,500	———	(1)	14,250	——	(1)	2	(1)	23,400	(1)	82.1	(1)	60
690,229	2.0	2.1	2.5	126	131	173	104,352	80,195	123,375	828	612	713	104	151	63,087	67,657	60.5	54.8	61
275,850	1.0	0.7	1.0	31	31	40	51,135	30,234	45,176	1,650	975	1,129	27	38	32,452	25,205	63.5	55.8	62
291,720	1.0	1.3	1.0	15	20	26	45,600	44,299	57,225	3,040	2,215	1,432	15	24	35,840	18,550	78.6	49.8	63
255,585	0.5	(2)	0.9	5	1	6	40,900	5,200	22,300	8,180	5,200	3,717	5	5	30,500	11,205	74.6	50.2	64
59,301,116	100.0	100.0	100.0	229,177	246,160	256,555	17,412,519	16,180,272	14,726,721	76	66	62	98,036	122,003	6,441,428	5,028,410	37.0	34.1	65
97,621	0.6	0.1	0.2	1,969	590	955	324,055	43,703	53,726	165	74	57	1,029	616	266,088	33,029	82.1	61.5	66
25,118,820	25.5	17.6	65.9	117,101	100,010	208,761	5,314,597	3,728,460	10,809,033	45	37	52	39,371	101,417	1,467,047	3,253,353	27.6	15.6	67
	31.5	35.0		77,416	97,406		5,597,525	6,112,863		72	63		36,691		1,604,753		28.7		68

TABLE 7.—CLASSIFICATION BY NUMBER OF CHICKENS ON HAND—FARMS REPORTING AND NUMBER OF CHICKENS ON HAND, 1940, 1935, AND 1930;

(Chickens on hand over 4 months old, Apr. 1, 1940

	DIVISION AND STATE AND NUMBER OF CHICKENS ON HAND	CHICKENS ON HAND												CHICKEN EGGS PRODUCED			
		Farms reporting						Number						Farms reporting		Dozens	
		1940	1935	1930	Percent distribution			1940 (Apr. 1)	1935 (Jan. 1)	1930 (Apr. 1)	Percent distribution			1939	1934	1939	1934
					1940	1935	1930				1940	1935	1930				
	SOUTH ATLANTIC—Con.																
	North Carolina—Con.																
1	50 to 99	25,660	40,240	21,962	10.5	15.2	9.1	1,522,899	2,402,848	1,310,801	20.8	27.3	20.5	25,142	39,704	7,930,964	8,545,845
2	100 to 199	8,025	7,699	3,947	2.5	2.9	1.6	720,904	890,394	465,287	9.9	10.1	7.3	5,920	7,602	4,454,679	5,549,771
3	200 to 399	1,568	1,429	858	0.6	0.5	0.4	585,196	546,967	212,214	5.3	3.9	3.3	1,547	1,409	3,003,664	1,889,147
4	400 to 799	353	335	(1)	0.1	0.1	(1)	173,782	166,063	(1)	2.4	1.9	(1)	350	331	1,630,457	1,085,437
5	800 to 1,599	102	71	(1)	(2)	(2)	(1)	107,276	72,266	(1)	1.5	0.8	(1)	102	70	1,133,788	567,537
6	1,600 to 3,199	13	10	(1)	(2)	(2)	(1)	25,154	20,000	(1)	0.3	0.2	(1)	13	10	280,921	137,338
7	3,200 and over	4	4	(1)	(2)	(2)	(1)	40,200	14,800	(1)	0.5	0.2	(1)	4	4	209,866	119,310
8	400 to 699	334	306	197	0.1	0.1	0.1	160,318	145,264	95,315	2.2	1.6	1.5	331	302	1,466,049	933,692
9	700 to 999	57	65	55	(2)	(2)	(2)	45,640	51,209	43,024	0.6	0.6	0.7	57	65	527,131	388,094
10	1,000 to 2,499	75	43	59	(2)	(2)	(2)	95,254	56,356	49,745	1.3	0.6	0.8	75	42	990,461	445,586
11	2,500 and over	6	6	3	(2)	(2)	(2)	45,200	20,300	10,200	0.6	0.2	0.2	6	6	271,391	142,250
	South Carolina																
12	Total	123,914	146,135	132,881	100.0	100.0	100.0	3,376,256	3,894,074	3,057,137	100.0	100.0	100.0	118,739	141,223	17,254,019	12,377,425
13	None													401	206	51,674	8,945
14	Under 25	72,618	85,434	121,534	58.6	58.5	91.5	930,169	1,112,376	2,109,579	27.6	28.6	69.0	68,213	81,185	4,533,799	2,909,908
15	25 to 49	36,325	42,837		29.3	29.3		1,148,471	1,341,482		34.0	34.4		35,428	42,188	5,471,718	5,904,761
16	50 to 99	11,554	14,456	9,007	9.3	9.9	6.8	681,562	852,993	539,178	20.2	21.9	17.6	11,519	14,302	3,155,703	2,665,899
17	100 to 199	2,517	2,624	1,854	2.0	1.8	1.4	294,883	300,238	215,445	8.7	7.7	7.0	2,461	2,593	1,505,021	1,083,819
18	200 to 399	699	564	349	0.6	0.4	0.3	172,762	137,553	86,882	5.1	3.5	2.8	692	557	1,217,836	735,494
19	400 to 799	179	172	(1)	0.1	0.1	(1)	90,912	88,280	(1)	2.7	2.3	(1)	179	167	762,843	596,741
20	800 to 1,599	37	35	(1)	(2)	(2)	(1)	37,440	35,425	(1)	1.1	0.9	(1)	37	35	356,905	253,832
21	1,600 to 3,199	8	12	(1)	(2)	(2)	(1)	16,557	22,227	(1)	0.5	0.6	(1)	8	12	138,140	186,276
22	3,200 and over	1	1	(1)	(2)	(2)	(1)	3,500	3,500	(1)	0.1	0.1	(1)	1	1	40,580	31,750
23	400 to 699	163	146	108	0.1	0.1	0.1	79,524	69,850	51,872	2.4	1.8	1.7	163	143	853,411	466,676
24	700 to 999	31	41	29	(2)	(2)	(2)	24,098	30,930	23,491	0.7	0.8	0.8	31	39	225,267	210,509
25	1,000 to 2,499	28	32	19	(2)	(2)	(2)	35,730	45,152	25,890	1.1	1.2	0.8	28	32	345,810	359,664
26	2,500 and over	3	1	1	(2)	(2)	(2)	9,057	3,500	5,000	0.3	0.1	0.2	3	1	73,780	31,750
	Georgia																
27	Total	195,788	222,856	213,818	100.0	100.0	100.0	5,871,369	6,528,749	5,373,047	100.0	100.0	100.0	185,920	213,517	31,615,867	23,034,082
28	None													794	424	188,563	31,202
29	Under 25	102,528	115,460	194,719	52.4	50.9	91.1	1,441,497	1,617,450	3,710,308	24.6	24.8	69.1	94,382	105,574	7,351,495	4,897,731
30	25 to 49	67,779	80,153		34.6	36.0		2,150,194	2,530,965		36.6	38.8		65,792	78,731	10,500,595	8,192,357
31	50 to 99	19,812	24,028	15,449	10.1	10.8	7.2	1,173,727	1,412,503	917,415	20.0	21.6	17.1	19,357	23,691	5,591,638	4,767,248
32	100 to 199	4,052	3,904	2,652	2.1	1.8	1.2	485,780	451,955	310,633	8.3	6.9	5.8	3,990	3,824	2,753,824	1,758,089
33	200 to 399	1,133	880	642	0.6	0.4	0.3	285,635	223,675	163,666	4.8	3.4	3.0	1,123	867	2,084,470	1,223,100
34	400 to 799	359	300	(1)	0.2	0.1	(1)	180,515	154,386	(1)	3.1	2.4	(1)	357	298	1,581,904	991,340
35	800 to 1,599	102	92	(1)	0.1	(2)	(1)	104,421	92,376	(1)	1.8	1.4	(1)	102	91	1,057,825	752,715
36	1,600 to 3,199	22	16	(1)	(2)	(2)	(1)	48,100	31,939	(1)	0.8	0.5	(1)	22	16	495,753	278,180
37	3,200 and over	1	3	(1)	(2)	(2)	(1)	3,500	13,500	(1)	0.1	0.2	(1)	1	3	30,000	142,122
38	400 to 699	327	268	222	0.2	0.1	0.1	157,532	131,478	111,133	2.7	2.0	2.1	325	266	1,337,171	879,920
39	700 to 999	77	80	61	(2)	(2)	(2)	60,393	63,556	48,905	1.0	1.0	0.9	77	77	807,557	430,797
40	1,000 to 2,499	73	58	66	(2)	(2)	(2)	99,011	78,167	89,287	1.7	1.2	1.7	73	58	1,020,889	867,116
41	2,500 and over	7	5	7	(2)	(2)	(2)	19,600	19,000	21,700	0.3	0.3	0.4	7	5	179,865	186,522
	Florida																
42	Total	42,502	50,457	40,623	100.0	100.0	100.0	2,029,176	2,190,189	1,949,623	100.0	100.0	100.0	39,071	47,481	14,512,849	11,698,568
43	None													345	56	149,268	24,232
44	Under 25	21,256	24,847	31,652	50.0	48.8	77.9	292,806	341,728	660,875	14.4	15.6	33.9	18,573	22,514	1,623,218	1,375,790
45	25 to 49	12,692	16,111		29.9	31.9		402,357	509,380		19.8	23.3		11,983	15,508	2,125,814	2,059,205
46	50 to 99	5,152	6,385	5,696	12.1	12.7	14.0	311,864	381,050	346,273	15.4	17.4	17.8	4,698	6,198	1,696,826	1,685,906
47	100 to 199	1,814	1,869	1,858	4.3	3.7	4.6	222,160	221,996	224,413	10.9	10.1	11.5	1,722	1,809	1,440,559	1,232,422
48	200 to 399	903	822	795	2.1	1.6	2.0	230,372	207,180	201,550	11.4	9.5	10.3	877	793	1,924,880	1,392,324
49	400 to 799	448	399	(1)	1.1	0.8	(1)	231,930	207,480	(1)	11.4	9.5	(1)	442	387	2,155,548	1,576,186
50	800 to 1,599	178	174	(1)	0.4	0.3	(1)	185,146	179,580	(1)	9.1	8.2	(1)	172	170	1,917,021	1,429,414
51	1,600 to 3,199	47	43	(1)	0.1	0.1	(1)	95,620	92,232	(1)	4.7	4.2	(1)	47	41	878,701	710,874
52	3,200 and over	12	7	(1)	(2)	(2)	(1)	57,121	49,563	(1)	2.8	2.3	(1)	12	7	601,014	214,215
53	400 to 699	394	341	347	0.9	0.7	0.9	193,546	165,994	169,069	9.5	7.6	8.7	388	331	1,771,296	1,280,182
54	700 to 999	121	125	121	0.3	0.2	0.3	95,162	97,688	96,077	4.7	4.5	4.9	120	122	972,534	697,835
55	1,000 to 2,499	153	139	137	0.4	0.3	0.3	210,188	185,910	186,388	10.4	8.5	9.6	148	134	2,089,260	1,557,829
56	2,500 and over	17	18	19	(2)	(2)	(2)	71,121	79,263	64,978	3.5	3.6	3.3	17	18	719,194	394,843
	EAST SOUTH CENTRAL																
	Kentucky																
57	Total	222,128	244,403	215,427	100.0	100.0	100.0	8,184,527	11,062,603	8,919,683	100.0	100.0	100.0	211,324	234,856	45,371,987	39,705,459
58	None													2,034	419	258,884	45,489
59	Under 25	85,809	64,718	148,822	38.6	26.5	69.0	1,273,231	1,008,801	3,862,129	15.6	9.1	41.1	77,479	58,397	7,219,380	3,182,785
60	25 to 49	79,870	88,591		36.0	36.2		2,658,159	2,922,549		32.5	26.4		76,753	86,292	14,447,180	9,818,692
61	50 to 99	45,419	68,961	51,986	20.4	28.2	24.1	2,803,620	4,263,162	3,254,675	34.3	38.5	36.5	44,227	67,906	15,078,728	15,392,412
62	100 to 199	9,979	20,032	13,158	4.5	8.2	6.1	1,158,385	2,294,792	1,526,539	14.2	20.7	17.1	9,801	19,775	6,335,542	8,718,404
63	200 to 399	936	1,882	1,421	0.4	0.8	0.7	219,319	433,827	332,654	2.7	3.9	3.7	918	1,853	1,397,058	1,795,993
64	400 to 799	88	179	(1)	(2)	0.1	(1)	43,173	90,671	(1)	0.5	0.8	(1)	87	174	334,710	437,408
65	800 to 1,599	21	32	(1)	(2)	(2)	(1)	21,483	30,701	(1)	0.3	0.3	(1)	21	32	215,411	178,031
66	1,600 to 3,199	4	5	(1)	(2)	(2)	(1)	7,177	9,000	(1)	0.1	0.1	(1)	4	5	85,274	97,155
67	3,200 and over	———	3	(1)	——	(2)	(1)	———	11,100	(1)	——	0.1	(1)	———	3	———	39,090
68	400 to 699	79	160	177	(2)	0.1	0.1	36,723	77,201	83,959	0.4	0.7	0.9	78	155	276,843	367,982
69	700 to 999	19	37	45	(2)	(2)	(2)	15,009	28,675	34,877	0.2	0.3	0.4	19	37	141,388	169,902
70	1,000 to 2,499	15	19	16	(2)	(2)	(2)	20,101	24,498	18,700	0.2	0.2	0.2	15	19	217,164	174,710
71	2,500 and over	———	3	2	——	(2)	(2)	———	11,100	6,170	——	0.1	0.1	———	3	———	39,090

[1] Comparison with later censuses may be found in groups below beginning with 400-699. [2] Less than one-tenth of 1 percent.

OF EGGS PRODUCED AND CHICKENS RAISED, 1939, 1934, AND 1929; AND OF CHICKENS SOLD, 1939 AND 1929; BY DIVISIONS AND STATES—Con.

and over 3 months old Jan. 1, 1935 and Apr. 1, 1930)

CHICKEN EGGS PRODUCED—Contd.				CHICKENS RAISED									CHICKENS SOLD					
Dozens—Continued				Farms reporting			Number						Farms reporting		Number			
1929	Percent distribution			1939	1934	1929	1939	1934	1929	Average per farm reporting			1939	1929	1939	1929	Ratio to chickens raised (percent)	
	1939	1934	1929							1939	1934	1929					1939	1929
7,779,299	19.0	25.4	19.8	24,879	38,953	21,812	3,025,520	3,927,617	2,375,166	122	101	109	14,876	15,832	1,162,019	941,844	38.4	39.7	1
3,013,511	10.6	10.6	7.7	5,822	7,448	3,910	1,483,430	1,354,616	770,786	255	182	197	4,342	3,145	813,458	377,509	54.8	49.0	2
1,571,142	7.2	5.6	4.0	1,525	1,348	847	838,356	549,734	356,329	550	408	421	1,289	724	548,271	207,438	65.4	58.2	3
(1)	3.9	3.2	(1)	348	323	(1)	441,481	275,117	(1)	1,269	852	(1)	325	(1)	309,474	(1)	70.1	(1)	4
(1)	2.7	1.7	(1)	100	70	(1)	221,522	136,262	(1)	2,215	1,947	(1)	96	(1)	152,618	(1)	68.9	(1)	5
(1)	0.7	0.4	(1)	13	10	(1)	57,200	29,500	(1)	4,400	2,950	(1)	13	(1)	38,900	(1)	68.0	(1)	6
(1)	0.5	0.4	(1)	4	4	(1)	108,833	24,400	(1)	27,208	6,100	(1)	4	(1)	78,800	(1)	72.4	(1)	7
766,518	3.5	2.8	2.0	330	294	193	412,685	234,096	159,040	1,251	796	824	307	178	288,114	91,627	69.8	57.6	8
385,769	1.3	1.2	1.0	54	65	55	90,093	96,071	81,315	1,668	1,478	1,488	52	51	62,630	47,726	69.5	58.3	9
495,436	2.4	1.3	1.3	75	42	39	207,125	102,712	101,576	2,762	2,448	2,605	73	37	143,248	65,134	69.2	64.1	10
73,000	0.6	0.4	0.2	6	6	3	119,153	32,400	19,250	19,856	5,400	6,417	6	3	85,800	10,750	72.0	55.8	11
15,907,485	100.0	100.0	100.0	117,253	137,844	131,037	8,421,855	7,437,438	7,447,403	72	54	57	33,628	58,945	2,443,019	2,201,443	29.0	29.6	12
34,526	0.3	0.1	0.2	545	287	551	93,188	19,133	24,509	171	72	46	220	219	71,275	10,660	76.5	43.5	13
10,542,161	26.3	23.5	66.3	66,542	78,126	119,218	2,865,007	2,343,743	5,647,459	40	30	47	13,141	50,822	482,999	1,451,823	18.1	25.7	14
	31.7	31.5		35,477	41,848		2,837,662	2,616,403		80	63		12,617		662,467		24.1		15
2,715,802	18.3	21.5	17.1	11,303	14,283	8,960	1,520,502	1,530,588	1,065,276	135	107	119	5,398	6,038	494,065	368,464	32.5	34.6	16
1,182,204	8.7	8.8	7.4	2,472	2,585	1,823	675,631	491,253	366,113	273	190	201	1,532	1,432	341,725	180,203	50.6	49.2	17
533,295	7.1	5.9	3.4	690	542	348	343,481	216,569	150,642	498	400	433	528	290	190,984	78,146	55.6	51.9	18
(1)	4.4	4.8	(1)	178	166	(1)	166,851	128,715	(1)	936	775	(1)	152	(1)	100,257	(1)	60.2	(1)	19
(1)	2.1	2.1	(1)	37	35	(1)	79,033	51,010	(1)	2,136	1,457	(1)	32	(1)	50,275	(1)	63.6	(1)	20
(1)	0.8	1.5	(1)	8	11	(1)	32,500	35,274	(1)	4,062	3,207	(1)	7	(1)	22,472	(1)	69.1	(1)	21
(1)	0.2	0.3	(1)	1	1	(1)	8,000	4,750	(1)	8,000	4,750	(1)	1	(1)	6,500	(1)	81.2	(1)	22
426,527	3.8	3.8	2.7	162	141	108	144,251	95,965	91,363	890	681	846	137	98	88,166	46,408	59.7	50.8	23
206,260	1.3	1.7	1.3	31	40	29	43,800	48,610	35,625	1,413	1,215	1,228	27	28	23,968	18,720	54.7	67.3	24
239,710	2.0	2.9	1.5	28	51	19	79,133	70,424	64,436	2,826	2,272	3,391	25	19	56,514	45,019	71.4	69.9	25
27,000	0.4	0.3	0.2	3	1	1	19,000	4,750	2,000	6,333	4,750	2,000	3	1	12,858	2,000	67.7	100.0	26
30,533,675	100.0	100.0	100.0	183,528	206,771	209,520	13,376,459	11,529,800	12,263,708	73	56	59	68,230	95,417	4,279,698	3,753,989	32.0	30.6	27
106,295	0.8	0.1	0.3	1,004	478	982	196,856	24,164	62,880	196	51	64	529	527	161,490	36,709	82.0	58.4	28
20,223,879	23.3	21.3	66.2	92,032	100,576	189,565	4,149,570	3,355,609	9,332,823	45	33	49	26,041	82,182	1,069,333	2,517,490	25.8	27.0	29
	33.2	35.6		65,644	77,329		4,804,651	4,617,629		73	60		27,914		1,260,893		26.2		30
4,989,458	17.7	20.7	16.3	19,295	23,411	15,360	2,185,300	2,250,161	1,641,401	113	96	107	9,945	10,036	679,743	558,278	31.1	34.0	31
1,873,585	8.7	7.6	6.1	3,957	3,765	2,628	868,502	818,251	491,420	219	164	187	2,504	1,866	400,783	217,584	46.1	44.3	32
1,140,988	6.6	5.3	3.7	1,115	824	633	554,901	290,120	261,462	498	352	413	874	501	321,169	144,655	57.9	55.3	33
(1)	4.9	4.3	(1)	356	281	(1)	323,037	208,034	(1)	907	733	(1)	306	(1)	191,673	(1)	59.3	(1)	34
(1)	3.3	3.3	(1)	102	90	(1)	198,722	117,259	(1)	1,948	1,303	(1)	94	(1)	127,575	(1)	64.2	(1)	35
(1)	1.6	1.2	(1)	22	15	(1)	86,900	40,073	(1)	3,950	2,672	(1)	22	(1)	61,039	(1)	70.2	(1)	36
(1)	0.1	0.6	(1)	1	2	(1)	10,000	12,500	(1)	10,000	6,250	(1)	1	(1)	6,000	(1)	60.0	(1)	37
881,288	4.2	3.8	2.9	324	252	221	283,007	180,167	205,142	873	715	928	279	180	172,228	118,203	60.9	57.6	38
424,089	1.9	1.9	1.4	77	76	60	91,056	74,457	69,125	1,182	980	1,152	68	55	52,192	43,453	57.3	62.8	39
662,550	3.2	2.9	2.2	73	56	66	204,216	101,742	156,655	2,797	1,817	2,374	69	63	133,628	88,117	65.4	56.2	40
231,765	0.8	0.8	0.8	7	4	7	40,400	19,500	43,000	5,771	4,875	6,143	7	7	28,239	29,500	69.9	68.6	41
14,424,168	100.0	100.0	100.0	37,699	43,084	38,940	4,633,284	3,239,182	3,421,394	123	75	88	16,538	20,388	2,761,708	1,610,048	59.6	80.7	42
92,740	1.0	0.2	0.6	508	110	258	478,732	25,516	36,693	942	232	142	345	211	448,222	32,553	93.6	88.7	43
4,310,755	11.2	11.7	29.9	17,376	19,555	29,815	710,687	629,064	1,362,758	41	32	46	5,513	14,006	272,803	504,650	38.4	37.0	44
	14.6	17.6		11,718	14,537		738,939	730,675		63	50		5,306		288,206		39.0		45
2,258,025	11.7	14.4	15.7	4,843	5,878	5,634	565,970	505,258	529,842	117	86	94	2,844	3,647	298,505	232,310	52.7	43.6	46
1,584,327	9.9	10.5	11.0	1,708	1,694	1,832	411,819	286,551	355,106	241	169	194	1,199	1,341	274,231	190,853	66.6	53.8	47
1,597,995	13.5	11.9	11.1	876	736	782	605,740	283,357	343,574	689	385	439	709	644	419,987	190,245	69.6	55.4	48
(1)	14.9	13.5	(1)	435	369	(1)	462,210	307,782	(1)	1,063	834	(1)	396	(1)	291,097	(1)	63.0	(1)	49
(1)	13.2	12.2	(1)	176	157	(1)	371,984	258,450	(1)	2,114	1,646	(1)	169	(1)	260,873	(1)	70.1	(1)	50
(1)	6.1	6.1	(1)	47	42	(1)	180,585	158,529	(1)	3,842	3,298	(1)	47	(1)	127,352	(1)	70.5	(1)	51
(1)	4.1	1.8	(1)	12	6	(1)	108,620	76,000	(1)	9,052	12,667	(1)	12	(1)	80,432	(1)	74.0	(1)	52
1,425,389	12.2	10.9	9.9	381	315	345	388,122	236,241	277,783	1,019	750	810	345	297	245,945	158,589	63.4	57.1	53
838,013	6.7	6.0	5.8	121	117	121	179,782	151,941	138,103	1,486	1,299	1,141	114	107	112,552	68,941	62.6	49.9	54
1,797,252	14.4	13.3	12.5	151	125	156	418,673	250,379	245,193	2,773	2,005	1,803	148	117	292,350	132,357	69.8	54.0	55
519,674	5.0	3.4	3.6	17	17	19	156,820	142,200	132,392	8,048	8,365	6,968	17	18	108,907	99,550	79.6	75.2	56
53,960,601	100.0	100.0	100.0	210,300	229,423	210,277	16,941,365	18,500,961	17,356,111	81	81	83	121,869	128,642	5,281,874	5,963,132	31.2	34.4	57
119,501	0.6	0.1	0.2	2,828	668	904	224,014	42,570	59,536	79	64	66	2,018	761	161,423	35,846	72.1	60.2	58
23,308,700	15.9	8.0	43.2	75,825	55,308	143,225	3,692,138	2,186,126	8,683,890	49	40	61	36,351	79,746	1,071,869	2,811,489	29.0	32.4	59
	31.8	24.7		76,567	84,536		5,812,189	5,339,651		76	63		45,224		1,647,609		28.3		60
18,601,674	33.2	38.8	34.5	44,282	67,205	51,457	5,027,629	6,892,049	5,699,269	114	103	111	30,215	36,973	1,552,639	1,979,205	30.9	34.7	61
8,793,445	14.0	22.0	18.3	9,775	19,666	13,046	1,750,590	3,272,999	2,234,434	179	168	171	7,275	9,871	636,695	830,869	36.4	37.2	62
2,084,892	3.1	4.5	3.9	912	1,828	1,407	515,672	575,307	450,451	344	315	320	689	1,092	137,051	192,913	43.7	42.8	63
(1)	0.7	1.1	(1)	86	175	(1)	63,589	128,924	(1)	739	737	(1)	74	(1)	38,455	(1)	60.5	(1)	64
(1)	0.5	0.4	(1)	21	32	(1)	48,874	42,835	(1)	2,327	1,339	(1)	20	(1)	29,655	(1)	60.7	(1)	65
(1)	0.2	0.2	(1)	4	3	(1)	8,670	11,000	(1)	2,168	3,667	(1)	3	(1)	6,480	(1)	74.7	(1)	66
(1)	——	0.1	(1)	———	2	(1)	———	9,500	(1)	——	4,750	(1)	———	(1)	———	(1)	——	(1)	67
582,413	0.6	0.9	1.1	77	156	175	48,889	117,494	124,542	635	753	712	66	144	28,080	59,322	57.4	47.6	68
289,499	0.3	0.4	0.5	19	37	45	29,474	40,440	59,964	1,551	1,093	1,333	17	39	19,183	32,328	65.1	53.9	69
147,300	0.5	0.4	0.3	15	17	18	42,770	24,825	31,025	2,851	1,460	1,939	14	14	27,325	16,260	63.9	52.4	70
35,377	——	0.1	0.1	———	2	2	———	9,500	15,000	——	4,750	6,500	———	2	———	4,900	——	57.7	71

TABLE 7.—CLASSIFICATION BY NUMBER OF CHICKENS ON HAND—FARMS REPORTING AND NUMBER OF CHICKENS ON HAND, 1940, 1935, AND 1930;

(Chickens on hand over 4 months old, Apr. 1, 1940

	DIVISION AND STATE AND NUMBER OF CHICKENS ON HAND	CHICKENS ON HAND												CHICKEN EGGS PRODUCED			
		Farms reporting						Number						Farms reporting		Dozens	
		1940	1935	1930	Percent distribution			1940 (Apr. 1)	1935 (Jan. 1)	1930 (Apr. 1)	Percent distribution			1939	1934	1939	1934
					1940	1935	1930				1940	1935	1930				
	E.SOUTH CENTRAL—Con.																
	Tennessee																
1	Total	219,278	239,643	216,683	100.0	100.0	100.0	8,013,460	10,810,898	8,888,105	100.0	100.0	100.0	210,378	231,928	46,805,754	41,171,415
2	None	—	—	—	—	—	—	—	—	—	—	—	—	1,744	894	223,733	111,182
3	Under 25	91,217	67,168	153,841	41.8	28.0	71.0	1,304,178	1,003,633	3,551,673	16.3	9.3	40.0	83,650	61,813	8,044,694	3,635,358
4	25 to 49	74,633	86,883		34.0	36.3		2,457,346	2,883,114		30.7	26.7		72,519	84,935	14,175,346	10,595,160
5	50 to 99	40,995	63,461	45,691	18.7	26.5	21.1	2,550,521	3,964,787	2,888,785	31.8	36.7	32.5	40,209	62,612	14,169,364	14,846,885
6	100 to 199	10,972	19,592	14,810	5.0	8.2	6.8	1,286,263	2,285,111	1,757,678	16.1	21.1	19.8	10,607	19,373	7,188,651	8,943,981
7	200 to 399	1,280	2,303	2,012	0.6	1.0	0.9	298,634	529,978	471,055	3.7	4.9	5.3	1,269	2,286	1,781,220	2,252,904
8	400 to 799	144	201	(1)	0.1	0.1	(1)	69,964	96,712	(1)	0.9	0.9	(1)	144	198	531,953	517,424
9	800 to 1,599	29	30	(1)	(2)	(2)	(1)	28,154	32,545	(1)	0.4	0.3	(1)	28	30	300,295	201,976
10	1,600 to 3,199	7	4	(1)	(2)	(2)	(1)	14,400	7,018	(1)	0.2	0.1	(1)	7	4	135,750	66,369
11	3,200 and over	1	1	(1)	(2)	(2)	(1)	4,000	8,000	(1)	(2)	0.1	(1)	1	1	54,750	416
12	400 to 699	141	186	237	0.1	0.1	0.1	67,679	86,006	111,787	0.8	0.8	1.3	141	183	515,953	466,694
13	700 to 999	20	27	49	(2)	(2)	(2)	17,072	21,106	38,214	0.2	0.2	0.4	20	27	181,573	126,777
14	1,000 to 2,499	18	22	38	(2)	(2)	(2)	24,967	29,163	49,637	0.3	0.3	0.6	17	22	236,852	192,298
15	2,500 and over	2	1	5	(2)	(2)	(2)	6,800	8,000	19,300	0.1	0.1	0.2	2	1	88,388	416
	Alabama																
16	Total	211,126	243,240	221,804	100.0	100.0	100.0	5,951,099	6,778,210	5,428,068	100.0	100.0	100.0	201,690	234,042	33,473,064	28,169,922
17	None	—	—	—	—	—	—	—	—	—	—	—	—	846	313	221,646	29,341
18	Under 25	117,807	130,314	203,115	55.8	55.6	91.7	1,599,544	1,820,765	3,837,496	26.9	26.9	70.7	109,672	122,590	8,387,845	8,588,497
19	25 to 49	67,241	83,713		31.8	34.4		2,146,351	2,660,151		36.1	39.2		65,610	82,307	11,527,858	10,511,481
20	50 to 99	20,171	24,217	15,000	9.6	10.0	6.8	1,210,778	1,433,787	895,489	20.3	21.2	16.5	19,750	23,908	6,408,122	5,899,687
21	100 to 199	4,514	3,771	2,509	2.1	1.6	1.1	543,550	436,623	299,779	9.1	6.4	5.5	4,428	3,718	3,368,508	2,176,732
22	200 to 399	1,114	929	867	0.5	0.4	0.3	271,290	226,473	170,835	4.6	3.3	3.1	1,106	913	2,159,941	1,467,537
23	400 to 799	228	243	(1)	0.1	0.1	(1)	111,833	121,393	(1)	1.9	1.8	(1)	227	240	980,022	881,196
24	800 to 1,599	40	41	(1)	(2)	(2)	(1)	40,577	41,185	(1)	0.7	0.6	(1)	40	41	415,648	323,970
25	1,600 to 3,199	10	9	(1)	(2)	(2)	(1)	21,676	19,125	(1)	0.4	0.3	(1)	10	9	169,474	192,251
26	3,200 and over	1	3	(1)	(2)	(2)	(1)	5,500	18,708	(1)	0.1	0.3	(1)	1	3	54,000	119,250
27	400 to 699	214	219	211	0.1	0.1	0.1	101,708	104,528	100,767	1.7	1.5	1.9	213	217	891,634	741,295
28	700 to 999	36	44	56	(2)	(2)	(2)	28,310	34,300	44,665	0.5	0.5	0.8	36	43	284,698	272,992
29	1,000 to 2,499	24	28	39	(2)	(2)	(2)	33,068	37,575	52,737	0.6	0.6	1.0	24	28	333,777	294,130
30	2,500 and over	5	5	7	(2)	(2)	(2)	16,500	24,208	26,300	0.3	0.4	0.5	5	5	109,035	206,250
	Mississippi																
31	Total	251,393	263,775	232,455	100.0	100.0	100.0	6,055,468	6,715,426	5,381,195	100.0	100.0	100.0	237,675	253,110	31,126,200	23,844,203
32	None	—	—	—	—	—	—	—	—	—	—	—	—	1,018	267	119,314	23,728
33	Under 25	155,802	153,914	213,752	62.0	58.4	92.0	2,045,035	2,160,969	3,934,130	33.8	32.2	73.1	143,718	144,705	10,098,306	6,754,297
34	25 to 49	72,697	82,806		28.9	31.4		2,296,484	2,605,559		37.9	38.8		70,587	81,373	11,618,122	9,159,066
35	50 to 99	19,215	23,317	15,781	7.6	8.8	6.8	1,135,293	1,369,233	938,153	18.7	20.4	17.4	18,729	23,085	5,820,398	5,172,737
36	100 to 199	2,988	3,058	2,303	1.2	1.2	1.0	348,478	347,925	267,587	5.8	5.2	5.0	2,934	3,016	1,861,561	1,421,712
37	200 to 399	561	538	465	0.2	0.2	0.2	134,750	131,835	112,470	2.2	2.0	2.1	560	524	934,773	677,647
38	400 to 799	104	110	(1)	(2)	(2)	(1)	50,357	55,505	(1)	0.8	0.8	(1)	103	109	472,756	308,462
39	800 to 1,599	19	26	(1)	(2)	(2)	(1)	18,220	27,400	(1)	0.3	0.4	(1)	19	26	166,824	218,554
40	1,600 to 3,199	2	4	(1)	(2)	(2)	(1)	3,800	9,200	(1)	0.1	0.1	(1)	2	4	29,866	60,000
41	3,200 and over	5	2	(1)	(2)	(2)	(1)	23,051	7,800	(1)	0.4	0.1	(1)	5	1	206,280	50,000
42	400 to 699	97	95	95	(2)	(2)	(2)	45,364	44,730	45,204	0.7	0.7	0.8	96	94	402,094	243,845
43	700 to 999	18	24	29	(2)	(2)	(2)	14,213	18,665	22,764	0.2	0.3	0.4	18	24	144,940	128,158
44	1,000 to 2,499	10	19	28	(2)	(2)	(2)	12,800	23,210	35,087	0.2	0.3	0.7	10	19	122,412	178,015
45	2,500 and over	5	4	4	(2)	(2)	(2)	23,051	13,300	25,800	0.4	0.2	0.5	5	3	206,280	87,000
	WEST SOUTH CENTRAL																
	Arkansas																
46	Total	193,908	224,355	195,017	100.0	100.0	100.0	6,315,148	6,870,039	6,124,450	100.0	100.0	100.0	183,812	214,321	38,594,353	27,424,212
47	None	—	—	—	—	—	—	—	—	—	—	—	—	1,201	669	257,000	58,855
48	Under 25	88,815	110,772	161,912	45.8	49.4	83.0	1,286,712	1,626,242	3,425,466	20.4	23.7	55.9	80,755	102,852	7,892,138	5,708,824
49	25 to 49	70,213	78,520		36.2	35.0		2,304,828	2,540,943		36.5	37.0		67,784	76,662	13,673,524	9,598,997
50	50 to 99	27,756	28,295	26,063	14.3	12.6	13.4	1,691,173	1,703,984	1,603,552	26.8	24.8	26.2	27,077	27,706	10,022,593	7,024,631
51	100 to 199	6,003	5,659	5,717	3.1	2.5	2.9	712,689	661,722	888,457	11.3	9.6	11.2	5,904	5,536	4,428,323	3,121,341
52	200 to 399	976	917	1,079	0.5	0.4	0.6	229,925	217,940	262,952	3.6	3.2	4.3	966	893	1,573,395	1,240,585
53	400 to 799	116	157	(1)	0.1	0.1	(1)	55,685	77,908	(1)	0.9	1.1	(1)	116	153	443,662	483,878
54	800 to 1,599	25	30	(1)	(2)	(2)	(1)	26,356	29,100	(1)	0.4	0.4	(1)	25	26	225,118	145,203
55	1,600 to 3,199	4	5	(1)	(2)	(2)	(1)	7,800	12,200	(1)	0.1	0.2	(1)	4	4	80,800	43,900
56	3,200 and over	—	—	(1)	—	—	(1)	—	—	(1)	—	—	(1)	—	—	—	—
57	400 to 699	108	141	184	0.1	0.1	0.1	49,985	66,475	87,116	0.8	1.0	1.4	108	137	403,390	413,665
58	700 to 999	18	33	44	(2)	(2)	(2)	14,110	25,633	33,915	0.2	0.4	0.6	18	31	121,290	150,849
59	1,000 to 2,499	19	15	17	(2)	(2)	(2)	25,746	19,300	20,512	0.4	0.3	0.3	19	13	224,900	91,467
60	2,500 and over	—	3	1	—	(2)	(2)	—	7,800	2,500	—	0.1	(2)	—	2	—	17,000
	Louisiana																
61	Total	133,293	149,781	128,454	100.0	100.0	100.0	4,181,796	4,330,997	4,133,154	100.0	100.0	100.0	126,756	143,524	22,630,521	14,007,345
62	None	—	—	—	—	—	—	—	—	—	—	—	—	597	171	76,032	15,330
63	Under 25	65,559	81,225	104,066	49.2	54.2	81.0	909,321	1,120,963	2,136,149	21.7	25.9	51.7	60,247	75,911	4,761,630	5,098,636
64	25 to 49	44,066	46,265		33.1	30.9		1,420,879	1,472,629		34.0	34.0		42,718	45,453	7,749,989	4,644,964
65	50 to 99	18,553	17,622	18,429	13.9	11.8	14.3	1,107,290	1,051,298	1,111,008	26.5	24.3	26.9	18,148	17,385	5,846,089	3,532,168
66	100 to 199	4,310	3,918	4,920	3.2	2.6	3.8	497,733	451,554	571,389	11.9	10.4	13.8	4,229	3,873	2,585,617	1,595,485
67	200 to 399	672	608	869	0.5	0.4	0.7	159,487	142,079	204,029	3.8	3.3	4.9	665	591	942,559	585,112
68	400 to 799	102	112	(1)	0.1	0.1	(1)	52,860	56,874	(1)	1.3	1.3	(1)	101	109	442,233	312,798

1 Comparison with later censuses may be found in groups below beginning with 400-699. 2 Less than one-tenth of 1 percent.

OF EGGS PRODUCED AND CHICKENS RAISED, 1939, 1934, AND 1929; AND OF CHICKENS SOLD, 1939 AND 1929; BY DIVISIONS AND STATES—Con.

and over 3 months old Jan. 1, 1935 and Apr. 1, 1930)

CHICKEN EGGS PRODUCED—Contd.				CHICKENS RAISED									CHICKENS SOLD					
Dozens—Continued				Farms reporting			Number						Farms reporting		Number			
1929	Percent distribution			1939	1934	1929	1939	1934	1929	Average per farm reporting			1939	1929	1939	1929	Ratio to chickens raised (percent)	
	1939	1934	1929							1939	1934	1929					1939	1929
57,319,801	100.0	100.0	100.0	207,884	228,367	212,309	14,868,909	16,730,315	15,938,501	72	73	75	135,764	143,328	5,324,989	6,436,509	35.8	40.4	1
98,372	0.5	0.3	0.2	2,131	785	648	146,648	52,699	60,095	69	67	93	1,668	572	103,035	47,054	70.3	78.3	2
24,252,875	17.3	8.8	42.3	81,627	60,280	140,238	3,687,038	2,228,897	8,279,514	45	37	59	43,280	90,576	1,177,187	3,025,388	31.9	36.5	3
	50.4	25.7		71,955	84,191		4,959,492	5,091,292		69	60		49,829		1,707,179		34.4		4
17,519,401	30.4	36.1	30.6	39,996	62,338	45,364	3,944,628	5,843,566	4,515,095	99	94	100	31,046	37,459	1,438,179	1,959,022	36.4	42.9	5
10,571,591	15.4	21.7	18.4	10,717	19,313	14,732	1,586,115	2,802,502	2,193,571	148	145	149	8,752	12,674	621,803	974,043	39.2	44.4	6
3,173,588	3.8	5.5	5.5	1,280	2,254	2,003	349,701	566,797	557,083	278	251	278	1,039	1,753	161,012	265,724	46.0	47.7	7
(1)	1.1	1.3	(1)	141	195	(1)	128,909	104,781	(1)	914	537	(1)	121	(1)	80,545	(1)	62.5	(1)	8
(1)	0.6	0.5	(1)	29	28	(1)	43,498	29,340	(1)	1,500	1,128	(1)	24	(1)	23,285	(1)	53.5	(1)	9
(1)	0.3	0.2	(1)	7	4	(1)	18,882	10,341	(1)	2,412	2,585	(1)	4	(1)	11,284	(1)	66.7	(1)	10
(1)	0.1	(2)	(1)	1	1	(1)	6,000	100	(1)	6,000	100	(1)	1	(1)	3,500	(1)	58.3	(1)	11
889,370	1.1	1.1	1.5	138	180	234	125,759	93,658	179,518	911	520	767	118	211	79,095	106,713	62.9	59.4	12
291,582	0.4	0.3	0.5	20	25	49	25,148	17,420	47,725	1,257	697	974	17	44	11,305	22,875	45.0	47.9	13
404,987	0.5	0.5	0.7	18	20	38	31,900	33,408	74,562	1,772	1,670	1,962	13	34	19,451	36,195	61.0	48.5	14
158,275	0.2	(2)	0.3	2	1	5	12,482	100	31,358	6,241	100	6,272	2	5	8,743	19,495	70.0	62.2	15
34,564,672	100.0	100.0	100.0	194,683	222,280	219,781	10,486,591	10,435,956	10,733,979	54	47	49	74,126	95,830	3,078,028	3,113,015	29.4	29.0	16
125,732	0.7	0.1	0.4	987	373	981	106,191	25,952	41,974	108	70	43	610	585	89,769	23,437	84.5	55.8	17
23,503,588	25.0	23.3	68.0	104,076	113,879	200,377	3,389,551	3,219,213	8,303,513	33	28	41	29,475	83,240	729,456	2,122,936	21.5	25.6	18
	33.8	37.3		64,471	79,957		3,632,304	4,091,856		56	51		29,314		934,568		25.7		19
5,456,848	19.1	20.9	15.8	19,426	23,341	14,952	1,770,439	1,940,895	1,343,603	91	83	90	10,733	9,405	550,590	449,602	31.1	33.5	20
2,073,993	10.1	7.7	6.0	4,381	3,577	2,496	813,112	537,589	432,350	186	150	173	2,913	1,786	347,864	183,313	42.8	42.4	21
1,385,280	6.5	5.2	4.0	1,085	852	668	437,705	269,286	267,893	403	316	402	853	546	232,977	138,300	53.2	51.6	22
(1)	2.9	3.1	(1)	226	230	(1)	172,494	148,410	(1)	763	645	(1)	184	(1)	96,003	(1)	55.7	(1)	23
(1)	1.2	1.2	(1)	40	39	(1)	83,255	58,628	(1)	2,081	1,452	(1)	35	(1)	55,973	(1)	67.2	(1)	24
(1)	0.5	0.7	(1)	10	9	(1)	37,550	62,127	(1)	3,755	6,903	(1)	10	(1)	22,828	(1)	60.8	(1)	25
(1)	0.2	0.4	(1)	1	3	(1)	24,000	84,000	(1)	24,000	28,000	(1)	1	(1)	18,000	(1)	75.0	(1)	26
845,329	2.7	2.6	2.4	212	208	208	153,314	124,755	130,566	723	600	628	171	174	83,703	67,905	54.6	52.0	27
466,517	0.9	1.0	1.3	36	41	55	43,355	51,375	76,958	1,204	1,253	1,399	30	54	23,105	53,070	53.3	69.0	28
489,987	1.0	1.0	1.4	24	27	39	80,130	76,555	86,542	3,339	2,835	2,219	24	37	55,496	51,402	69.3	59.4	29
217,600	0.3	0.7	0.6	5	5	7	40,500	98,500	50,580	8,100	19,700	7,223	5	5	30,500	23,050	75.3	45.6	30
30,435,985	100.0	100.0	100.0	228,939	258,832	230,554	11,338,161	10,678,797	10,712,144	50	45	46	65,297	75,774	2,558,021	2,683,399	22.6	25.1	31
58,017	0.4	0.1	0.2	1,304	328	802	144,919	14,216	54,085	111	43	67	510	259	115,129	37,036	79.4	68.5	32
21,824,765	32.4	28.3	71.7	135,995	133,609	211,125	4,444,155	3,788,963	8,331,609	33	28	39	29,037	64,366	763,655	1,805,128	17.2	21.7	33
	37.3	38.4		69,519	78,873		4,056,278	4,153,237		58	53		25,556		816,590		20.2		34
5,258,901	18.1	21.7	17.2	18,535	22,454	15,732	1,788,928	1,974,788	1,326,151	97	88	97	8,303	9,247	467,115	482,559	26.1	31.6	35
1,588,954	6.0	6.0	5.2	2,905	2,927	2,286	527,573	443,933	405,295	182	152	177	1,434	1,422	189,391	155,566	35.9	37.9	36
772,823	3.0	2.8	2.5	552	508	460	232,651	169,433	165,407	421	334	360	354	336	113,391	77,433	48.7	46.8	37
(1)	1.5	1.3	(1)	103	102	(1)	80,152	57,166	(1)	778	560	(1)	80	(1)	48,884	(1)	61.0	(1)	38
(1)	0.5	0.9	(1)	19	25	(1)	30,425	46,461	(1)	1,601	1,858	(1)	19	(1)	19,717	(1)	64.8	(1)	39
(1)	0.1	0.3	(1)	2	4	(1)	8,100	10,900	(1)	4,050	2,725	(1)	1	(1)	5,400	(1)	66.7	(1)	40
(1)	0.7	0.2	(1)	5	2	(1)	45,000	21,700	(1)	9,000	10,850	(1)	3	(1)	18,749	(1)	41.7	(1)	41
345,852	1.3	1.0	1.1	96	88	95	74,152	47,116	70,230	772	535	739	73	80	42,859	37,271	57.8	53.1	42
209,626	0.5	0.5	0.7	18	22	28	21,300	19,536	40,017	1,183	888	1,429	18	27	14,392	26,365	67.6	65.9	43
269,877	0.4	0.7	0.9	10	19	24	23,225	41,475	47,350	2,322	2,183	1,973	9	23	16,750	25,240	72.1	55.4	44
127,170	0.7	0.4	0.4	5	4	4	45,000	28,100	72,000	9,000	7,025	18,000	3	4	18,749	37,821	41.7	52.5	45
39,129,649	100.0	100.0	100.0	177,860	204,555	193,118	14,634,191	10,772,391	11,201,907	82	53	58	76,670	85,645	6,913,177	3,751,931	47.2	33.5	46
177,263	0.7	0.2	0.5	1,834	804	944	1,448,765	94,173	58,118	790	117	62	1,511	755	1,375,095	41,714	94.9	71.8	47
21,275,840	20.4	20.8	54.4	76,024	96,416	159,251	3,974,651	2,951,756	7,136,151	52	31	45	22,699	59,795	1,742,011	2,059,980	43.8	28.9	48
	35.4	35.0		66,540	74,125		4,495,746	3,935,978		68	53		31,499		1,547,185		34.4		49
10,036,392	26.0	25.6	25.6	28,572	26,828	25,927	2,836,774	2,592,655	2,483,872	107	89	96	16,056	17,554	1,172,242	928,684	41.3	37.4	50
4,604,747	11.5	11.4	11.8	5,788	5,347	5,684	1,508,469	914,672	957,256	226	171	165	4,089	4,435	747,111	413,439	57.1	44.1	51
1,837,110	4.1	4.5	4.7	958	854	1,089	409,980	325,451	367,337	428	381	344	698	890	240,323	185,254	58.6	50.4	52
(1)	1.1	1.8	(1)	115	149	(1)	107,626	97,348	(1)	936	653	(1)	96	(1)	66,569	(1)	61.9	(1)	53
(1)	0.6	0.5	(1)	25	29	(1)	58,200	46,158	(1)	1,528	1,592	(1)	20	(1)	18,641	(1)	48.8	(1)	54
(1)	0.2	0.2	(1)	4	5	(1)	14,000	14,200	(1)	3,500	2,840	(1)	2	(1)	4,000	(1)	28.6	(1)	55
(1)	——	——	(1)	——	——	(1)	——	——	(1)	——	——	(1)	——	(1)	——	(1)	——	(1)	56
691,145	1.0	1.5	1.8	107	134	181	100,976	85,571	133,574	944	639	738	89	163	63,536	78,404	62.9	58.7	57
300,326	0.3	0.6	0.8	18	31	42	20,504	38,477	50,345	1,139	1,241	1,199	15	38	8,874	26,053	43.3	51.7	58
176,826	0.6	0.3	0.5	19	15	17	38,346	26,958	28,264	2,018	1,797	1,663	14	14	16,800	14,603	43.8	51.7	59
30,000	——	0.1	0.1	——	3	1	——	6,700	7,000	——	2,233	7,000	——	1	——	3,800	——	54.3	60
22,461,672	100.0	100.0	100.0	124,227	134,932	127,403	7,627,157	6,486,533	7,279,168	61	48	57	35,658	35,794	1,388,768	1,524,352	18.2	20.9	61
66,467	0.3	0.1	0.3	737	213	447	95,422	7,318	22,001	129	34	49	275	146	69,101	9,667	72.4	43.9	62
11,892,258	21.0	22.1	52.9	58,000	69,401	102,691	2,038,068	1,924,370	4,315,678	35	28	42	10,838	24,677	267,382	755,361	13.1	17.5	63
	34.2	33.2		42,366	43,924		2,618,686	2,254,388		62	51		14,322		426,542		16.3		64
5,917,100	25.8	25.2	26.3	18,097	18,928	18,338	1,839,022	1,482,178	1,744,560	102	88	95	7,756	8,027	355,310	364,593	19.3	20.9	65
2,841,311	11.3	11.4	12.6	4,234	3,761	4,895	702,357	565,158	731,274	166	150	149	2,047	2,321	154,023	174,986	21.9	25.9	66
1,064,691	4.2	4.0	4.7	663	573	867	212,304	152,449	247,195	320	266	285	334	492	59,971	78,933	28.2	31.9	67
(1)	2.0	2.2	(1)	100	102	(1)	75,736	61,819	(1)	757	606	(1)	68	(1)	38,372	(1)	50.7	(1)	68

TABLE 7.—CLASSIFICATION BY NUMBER OF CHICKENS ON HAND—FARMS REPORTING AND NUMBER OF CHICKENS ON HAND, 1940, 1935, AND 1930;

(Chickens on hand over 4 months old, Apr. 1, 1940

	DIVISION AND STATE AND NUMBER OF CHICKENS ON HAND	CHICKENS ON HAND												CHICKEN EGGS PRODUCED			
		Farms reporting						Number						Farms reporting		Dozens	
		1940	1935	1930	Percent distribution			1940 (Apr. 1)	1935 (Jan. 1)	1930 (Apr. 1)	Percent distribution			1939	1934	1939	1934
					1940	1935	1930				1940	1935	1930				
	W.SOUTH CENTRAL—Con.																
	Louisiana—Continued																
1	800 to 1,599	28	29	(1)	(2)	(2)	(1)	27,725	28,446	(1)	0.7	0.7	(1)	28	29	191,272	189,515
2	1,600 to 3,199	3	4	(1)	(2)	(2)	(1)	6,500	7,154	(1)	0.2	0.2	(1)	3	4	54,900	55,557
3	3,200 and over	—	—	(1)	—	—	(1)	—	—	(1)	—	—	(1)	—	—	—	—
4	400 to 699	91	104	123	0.1	0.1	0.1	44,950	51,144	59,715	1.1	1.2	1.4	90	101	365,086	282,106
5	700 to 999	27	22	26	(2)	(2)	(2)	21,535	17,330	20,564	0.5	0.4	0.5	27	22	170,978	100,527
6	1,000 to 2,499	14	19	20	(2)	(2)	(2)	18,100	24,000	27,800	0.4	0.6	0.7	14	19	135,661	173,255
7	2,500 and over	1	—	1	(2)	—	(2)	2,500	—	2,500	0.1	—	0.1	1	—	16,700	—
	Oklahoma																
8	Total	164,838	191,848	179,121	100.0	100.0	100.0	9,047,300	9,655,699	11,470,602	100.0	100.0	100.0	154,527	179,595	58,675,859	45,742,765
9	None	—	—	—	—	—	—	—	—	—	—	—	—	942	849	240,585	118,998
10	Under 25	40,121	61,256	93,140	24.3	31.9	52.0	631,589	934,052	2,348,881	7.0	9.7	20.5	34,393	53,043	4,128,394	3,716,628
11	25 to 49	52,770	58,612		32.0	30.6		1,827,364	1,992,553		20.2	20.8		49,525	55,641	11,227,655	8,196,748
12	50 to 99	46,684	46,350	49,163	28.3	24.2	27.4	2,970,447	2,910,020	3,190,927	32.8	30.1	27.8	44,942	44,692	18,600,047	13,294,282
13	100 to 199	21,375	20,856	28,094	13.0	10.9	15.7	2,805,300	2,522,881	3,505,074	28.8	26.1	30.6	20,880	20,458	17,046,299	12,658,446
14	200 to 399	3,595	4,340	7,885	2.2	2.3	4.3	842,386	1,025,586	1,857,497	9.3	10.6	16.2	3,555	4,282	5,889,053	5,824,748
15	400 to 799	261	373	(1)	0.2	0.2	(1)	125,054	178,626	(1)	1.4	1.8	(1)	257	369	999,555	1,177,208
16	800 to 1,599	30	49	(1)	(2)	(2)	(1)	29,809	49,605	(1)	0.3	0.5	(1)	29	49	253,878	404,219
17	1,600 to 3,199	1	9	(1)	(2)	(2)	(1)	1,857	20,126	(1)	(2)	0.2	(1)	1	9	30,737	113,127
18	3,200 and over	3	3	(1)	(2)	(2)	(1)	15,714	22,250	(1)	0.2	0.2	(1)	3	3	259,658	238,580
19	400 to 699	249	354	888	0.2	0.2	0.5	114,447	164,917	413,498	1.3	1.7	3.6	245	351	909,320	1,111,485
20	700 to 999	27	41	103	(2)	(2)	0.1	20,987	32,079	80,566	0.2	0.3	0.7	26	40	174,812	228,952
21	1,000 to 2,499	16	33	46	(2)	(2)	(2)	19,066	43,361	59,159	0.2	0.4	0.5	16	33	200,036	321,704
22	2,500 and over	3	6	2	(2)	(2)	(2)	15,714	30,250	17,000	0.2	0.3	0.1	3	6	259,658	270,813
	Texas																
23	Total	369,876	425,891	404,674	100.0	100.0	100.0	21,799,610	20,541,529	21,525,816	100.0	100.0	100.0	352,672	404,140	158,385,998	108,785,192
24	None	—	—	—	—	—	—	—	—	—	—	—	—	1,482	1,191	492,529	195,843
25	Under 25	100,785	148,989	250,289	27.2	35.0	61.8	1,492,579	2,197,247	5,889,840	6.8	10.7	27.4	90,357	134,097	10,544,787	9,517,440
26	25 to 49	108,011	130,449		29.2	30.6		3,640,209	4,512,973		16.7	21.0		103,456	125,506	25,778,935	20,458,119
27	50 to 99	94,271	93,372	95,873	25.5	21.9	23.7	5,987,298	5,799,699	6,094,542	27.5	28.2	28.3	91,655	91,087	42,437,378	29,973,827
28	100 to 199	51,199	41,894	45,105	13.8	9.8	11.1	6,338,113	5,054,575	5,544,816	29.1	24.6	25.8	50,319	41,204	45,554,858	27,097,654
29	200 to 399	13,885	9,856	11,458	3.8	2.3	2.8	3,320,861	2,323,751	2,746,207	15.2	11.3	12.8	13,719	9,728	24,553,959	13,534,588
30	400 to 799	1,492	1,129	(1)	0.4	0.3	(1)	709,155	547,640	(1)	3.3	2.7	(1)	1,479	1,112	6,050,908	3,746,487
31	800 to 1,599	194	161	(1)	0.1	(2)	(1)	198,080	184,698	(1)	0.9	0.9	(1)	189	174	1,885,824	1,398,714
32	1,600 to 3,199	51	52	(1)	(2)	(2)	(1)	83,877	71,420	(1)	0.3	0.3	(1)	28	32	574,550	505,584
33	3,200 and over	8	9	(1)	(2)	(2)	(1)	49,438	49,548	(1)	0.2	0.2	(1)	8	9	514,470	356,936
34	400 to 699	1,414	1,059	1,488	0.4	0.2	0.4	653,378	482,949	692,154	3.0	2.4	3.2	1,401	1,024	5,561,039	3,278,803
35	700 to 999	177	175	297	(2)	(2)	0.1	139,903	137,018	230,534	0.6	0.7	1.1	175	171	1,240,456	1,011,108
36	1,000 to 2,499	120	117	186	(2)	(2)	(2)	180,620	152,976	243,023	0.7	0.7	1.1	114	112	1,498,798	1,121,528
37	2,500 and over	14	20	18	(2)	(2)	(2)	66,649	80,361	84,700	0.3	0.4	0.4	14	20	723,479	596,482
	MOUNTAIN																
	Montana																
38	Total	32,428	38,779	37,938	100.0	100.0	100.0	1,795,474	1,988,665	2,117,057	100.0	100.0	100.0	30,734	37,495	13,590,948	13,221,043
39	None	—	—	—	—	—	—	—	—	—	—	—	—	282	456	81,200	92,235
40	Under 25	7,533	9,759	19,791	22.6	25.2	52.2	121,619	182,450	543,273	6.8	8.2	25.7	6,344	8,796	950,189	1,147,585
41	25 to 49	10,640	15,213		32.8	34.1		368,353	452,550		20.5	22.8		10,085	12,750	2,782,388	3,012,970
42	50 to 99	10,093	11,300	15,022	31.1	29.1	34.3	652,788	698,185	820,728	35.2	35.1	38.8	9,786	11,078	4,527,088	4,488,412
43	100 to 199	3,545	3,770	4,341	10.9	9.7	11.4	425,061	445,926	514,563	23.7	22.4	24.3	3,459	3,706	5,148,533	2,892,695
44	200 to 399	685	603	648	2.1	1.6	1.7	169,137	141,889	155,992	9.4	7.1	7.3	670	596	1,414,070	1,000,164
45	400 to 799	110	105	(1)	0.3	0.3	(1)	55,958	52,079	(1)	3.1	2.6	(1)	108	105	542,562	385,776
46	800 to 1,599	22	25	(1)	0.1	0.1	(1)	22,558	24,786	(1)	1.3	1.2	(1)	22	24	214,918	192,878
47	1,600 to 3,199	—	4	(1)	—	(2)	(1)	—	10,800	(1)	—	0.5	(1)	—	4	—	28,350
48	3,200 and over	—	—	(1)	—	—	(1)	—	—	(1)	—	—	(1)	—	—	—	—
49	400 to 699	100	93	104	0.3	0.2	0.3	48,758	43,539	51,980	2.7	2.2	2.5	98	93	476,737	299,321
50	700 to 999	19	27	21	0.1	0.1	0.1	14,580	21,620	16,300	0.8	1.1	0.8	19	26	142,775	169,378
51	1,000 to 2,499	13	11	9	(2)	(2)	(2)	15,218	13,706	10,750	0.8	0.7	0.5	13	11	137,968	90,255
52	2,500 and over	—	3	2	—	(2)	(2)	—	8,800	5,491	—	0.4	0.3	—	3	—	28,050
	Idaho																
53	Total	33,961	34,983	32,462	100.0	100.0	100.0	1,966,858	1,980,065	1,989,328	100.0	100.0	100.0	31,053	32,803	14,724,768	13,650,054
54	None	—	—	—	—	—	—	—	—	—	—	—	—	320	147	115,514	38,852
55	Under 25	10,111	10,269	18,714	29.8	29.4	57.6	159,944	170,499	491,681	8.1	8.6	24.7	8,417	8,999	1,144,287	1,062,229
56	25 to 49	10,278	10,789		30.3	30.8		354,704	375,824		18.0	19.0		9,424	10,209	2,395,641	2,525,748
57	50 to 99	8,658	9,094	8,895	25.5	26.0	27.4	544,913	562,440	584,616	27.7	28.4	28.4	8,180	8,762	5,676,908	5,686,675
58	100 to 199	3,481	3,489	3,459	10.2	10.0	10.6	423,580	417,779	421,714	21.5	21.1	21.2	3,320	3,574	5,101,779	2,817,375
59	200 to 399	1,101	1,027	1,018	3.2	2.9	3.1	272,427	250,700	254,525	13.9	12.7	12.8	1,063	1,003	2,217,095	1,897,948
60	400 to 799	271	250	(1)	0.8	0.7	(1)	136,271	123,224	(1)	6.9	6.2	(1)	268	245	1,315,475	1,028,181
61	800 to 1,599	53	56	(1)	0.2	0.2	(1)	58,992	58,349	(1)	2.7	2.9	(1)	53	55	554,614	544,812
62	1,600 to 3,199	6	9	(1)	(2)	(2)	(1)	12,525	21,250	(1)	0.6	1.1	(1)	6	9	136,803	228,274
63	3,200 and over	2	—	(1)	(2)	—	(1)	8,700	—	(1)	0.4	—	(1)	2	—	86,652	—
64	400 to 699	244	230	277	0.7	0.7	0.9	116,981	109,044	131,471	5.9	5.5	6.6	241	225	1,154,244	901,161
65	700 to 999	54	42	66	0.2	0.1	0.2	41,994	32,610	52,225	2.1	1.6	2.6	54	42	387,741	301,469
66	1,000 to 2,499	51	59	50	0.1	0.1	0.2	40,813	49,969	65,596	2.1	2.5	3.3	51	58	434,907	462,547
67	2,500 and over	3	4	3	(2)	(2)	(2)	11,700	11,500	7,500	0.6	0.6	0.4	3	4	116,852	136,070

1 Comparison with later censuses may be found in groups below beginning with 400-699. 2 Less than one-tenth of 1 percent.

OF EGGS PRODUCED AND CHICKENS RAISED, 1939, 1934, AND 1929; AND OF CHICKENS SOLD, 1939 AND 1929; BY DIVISIONS AND STATES—Con.

and over 3 months old Jan. 1, 1935 and Apr. 1, 1930)

CHICKEN EGGS PRODUCED—Contd.				CHICKENS RAISED									CHICKENS SOLD						
Dozens—Continued				Farms reporting			Number						Farms reporting		Number				
1929	Percent distribution			1939	1934	1929	1939	1934	1929	Average per farm reporting			1939	1929	1939	1929	Ratio to chickens raised (percent)		
	1939	1934	1929							1939	1934	1929					1939	1929	
(1)	0.8	1.4	(1)	27	26	(1)	38,482	30,457	(1)	1,425	1,171	(1)	16	(1)	16,587	(1)	43.1	(1)	1
(1)	0.2	0.4	(1)	3	4	(1)	7,100	8,396	(1)	2,367	2,099	(1)	2	(1)	1,500	(1)	21.1	(1)	2
(1)	——	——	(1)	——	——	(1)	——	——	(1)	——	——	(1)	——	(1)	——	(1)	——	(1)	3
361,040	1.6	2.0	1.6	89	94	119	67,451	55,539	85,271	758	591	717	60	89	33,640	41,226	49.9	48.3	4
124,949	0.8	0.7	0.6	27	21	26	31,767	21,937	36,219	1,177	1,045	1,393	19	24	17,504	18,051	55.1	49.8	5
175,856	0.6	1.2	0.8	13	17	19	19,600	23,196	92,970	1,508	1,364	4,893	7	17	5,295	79,035	27.0	85.0	6
20,000	0.1	——	0.1	1	——	1	2,500	——	4,000	2,500	——	4,000	——	1	——	2,500	——	62.5	7
80,513,723	100.0	100.0	100.0	149,082	169,205	177,198	16,946,645	16,240,721	23,291,751	114	96	131	76,411	102,094	4,879,549	8,359,520	28.8	35.9	8
331,997	0.4	0.3	0.4	1,207	1,014	1,058	266,087	98,268	131,302	220	97	124	858	837	213,868	81,561	80.4	62.1	9
17,375,210	7.0	8.1	21.6	31,552	46,898	90,620	1,722,292	1,905,692	6,379,340	55	41	70	10,752	39,598	483,337	2,077,659	28.9	32.6	10
	19.1	17.9		47,907	52,970		3,818,116	3,523,668		80	67		21,664		929,164		24.3		11
21,914,454	31.7	29.1	27.2	44,028	43,671	48,857	5,535,167	5,078,935	6,846,230	126	116	140	25,728	32,477	1,442,676	2,359,531	26.1	34.5	12
23,340,879	29.1	27.7	29.0	20,548	20,028	27,978	4,122,948	3,948,459	6,333,311	201	197	226	14,450	21,809	1,234,069	2,337,320	29.9	36.9	13
12,964,305	10.0	12.7	18.1	3,529	4,210	7,648	1,187,196	1,335,329	2,786,223	336	317	364	2,722	6,468	425,556	1,115,044	35.8	40.0	14
(1)	1.7	2.6	(1)	258	356	(1)	197,653	214,735	(1)	766	603	(1)	209	(1)	103,508	(1)	52.4	(1)	15
(1)	0.4	0.9	(1)	29	46	(1)	50,510	67,135	(1)	1,742	1,459	(1)	25	(1)	29,805	(1)	59.0	(1)	16
(1)	0.1	0.2	(1)	1	9	(1)	5,586	37,100	(1)	5,586	4,122	(1)	1	(1)	5,586	(1)	100.0	(1)	17
(1)	0.4	0.5	(1)	3	3	(1)	41,110	33,400	(1)	13,703	11,133	(1)	2	(1)	32,000	(1)	77.8	(1)	18
3,210,569	1.5	2.4	4.0	248	339	885	186,753	202,148	586,601	753	596	640	198	773	97,182	255,793	52.0	45.1	19
712,913	0.3	0.5	0.9	25	39	103	31,240	38,872	118,689	1,250	997	1,152	24	90	14,906	62,976	47.7	53.1	20
528,896	0.3	0.7	0.7	15	30	45	35,756	53,450	104,055	2,382	1,782	2,312	13	40	28,791	57,636	75.0	55.4	21
134,500	0.4	0.8	0.2	3	6	2	41,110	57,900	26,000	13,703	9,650	13,000	2	2	32,000	12,000	77.8	46.2	22
154,354,737	100.0	100.0	100.0	336,358	371,854	400,867	36,103,068	27,747,238	36,275,063	107	75	90	158,782	174,056	12,795,993	10,706,967	35.4	29.5	23
506,241	0.3	0.2	0.3	1,843	1,238	1,861	2,821,223	153,266	166,770	1,531	124	90	1,250	1,141	2,815,328	98,603	92.7	59.1	24
42,514,036	6.7	8.9	27.5	81,826	116,050	245,248	3,671,111	3,925,052	15,368,451	45	34	55	18,565	79,457	1,037,550	3,232,089	28.3	24.2	25
	16.3	19.2		99,422	117,372		6,985,335	6,708,943		70	57		35,610		1,784,329		25.5		26
42,802,783	26.8	28.1	27.7	89,101	88,837	95,482	9,133,622	7,854,752	10,407,628	103	90	109	42,773	52,890	2,355,494	2,908,488	25.8	27.9	27
38,449,142	28.8	25.4	24.9	49,104	39,710	44,940	7,754,746	5,676,341	7,540,114	158	143	168	29,559	30,146	2,322,605	2,301,063	30.0	51.3	28
19,657,252	15.5	12.7	12.7	13,556	9,584	11,387	3,859,406	2,338,304	3,167,054	285	249	278	9,657	8,781	1,476,535	1,180,295	38.3	37.3	29
(1)	3.8	3.5	(1)	1,476	1,054	(1)	1,107,627	637,476	(1)	750	605	(1)	1,165	(1)	641,904	(1)	58.0	(1)	30
(1)	1.2	1.3	(1)	192	170	(1)	514,783	322,111	(1)	2,681	1,895	(1)	173	(1)	384,028	(1)	70.7	(1)	31
(1)	0.4	0.5	(1)	30	30	(1)	165,251	76,520	(1)	5,508	2,551	(1)	24	(1)	117,355	(1)	71.0	(1)	32
(1)	0.3	0.3	(1)	8	9	(1)	109,964	74,513	(1)	13,746	8,279	(1)	8	(1)	80,889	(1)	73.6	(1)	33
5,507,284	3.5	3.1	3.6	1,398	970	1,453	1,017,283	553,271	921,989	728	570	635	1,094	1,235	586,310	452,556	57.6	49.1	34
2,000,913	0.8	0.9	1.3	176	164	293	231,404	191,374	326,657	1,315	1,167	1,115	160	250	145,084	180,388	62.7	55.2	35
2,128,501	0.9	1.1	1.4	118	110	185	495,182	255,502	390,154	4,180	2,323	2,109	100	159	357,166	221,152	72.4	56.7	36
788,605	0.5	0.8	0.5	14	19	18	155,756	110,473	188,306	11,125	5,814	10,350	14	17	115,594	132,357	74.2	71.0	37
15,428,608	100.0	100.0	100.0	29,258	33,881	36,394	3,303,110	2,984,794	3,865,884	113	88	101	10,840	14,876	893,003	1,023,471	27.0	27.9	38
111,667	0.6	0.7	0.7	333	414	382	77,436	29,841	34,639	233	72	91	201	286	57,489	21,545	74.2	61.6	39
4,024,046	6.8	8.7	26.1	5,484	6,998	18,047	282,314	301,152	1,055,099	48	45	58	1,021	4,995	55,603	225,065	21.2	21.2	40
	20.1	22.8		9,720	11,735		750,431	751,158		77	64		2,750		149,992		20.0		41
5,734,030	33.3	33.9	37.2	9,563	10,518	12,886	1,159,951	1,023,717	1,415,599	121	97	110	4,200	6,250	271,966	388,698	23.4	28.0	42
3,697,817	23.2	21.9	24.0	3,362	3,531	4,300	685,450	595,231	791,016	204	169	184	2,094	2,756	214,297	250,110	31.3	31.6	43
1,135,342	10.4	7.6	7.4	868	562	646	258,634	175,350	226,652	388	312	351	474	490	97,003	90,781	37.5	40.0	44
(1)	4.0	2.8	(1)	108	95	(1)	78,284	68,485	(1)	706	721	(1)	84	(1)	55,226	(1)	46.2	(1)	45
(1)	1.6	1.5	(1)	22	24	(1)	52,650	35,250	(1)	1,484	1,385	(1)	16	(1)	11,427	(1)	35.0	(1)	46
(1)	——	0.2	(1)	——	4	(1)	——	6,650	(1)	——	1,662	(1)	——	(1)	——	(1)	——	(1)	47
(1)	——	——	(1)	——	——	(1)	——	——	(1)	——	——	(1)	——	(1)	——	(1)	——	(1)	48
424,396	3.5	2.3	2.8	98	84	101	67,544	55,615	85,597	689	662	847	77	90	51,649	41,589	46.9	48.4	49
158,854	1.1	1.3	1.0	19	25	21	21,840	29,990	29,010	1,149	1,200	1,381	15	19	8,281	14,052	37.9	48.4	50
98,281	1.0	0.7	0.6	13	11	9	19,550	18,110	17,960	1,504	1,646	1,998	8	8	6,725	9,510	34.4	53.0	51
44,195	——	0.2	0.3	——	3	2	——	4,650	10,332	——	1,550	5,166	——	2	——	4,541	——	44.0	52
16,399,376	100.0	100.0	100.0	29,028	28,056	32,076	3,320,404	2,729,148	3,370,662	114	97	105	10,797	12,902	1,018,797	1,124,225	30.7	33.4	53
119,305	0.8	0.5	0.7	377	170	290	52,618	16,458	38,100	140	91	131	252	234	36,125	29,828	68.7	78.3	54
4,008,262	7.8	7.8	24.4	7,083	6,645	18,190	326,857	243,286	920,795	46	37	51	1,415	4,957	94,984	251,966	29.1	25.2	55
	16.3	17.1		8,977	8,951		634,112	529,388		71	59		2,681		140,357		22.1		56
4,516,698	25.0	27.0	26.3	7,962	8,015	8,790	921,173	778,201	916,113	116	97	104	3,556	4,341	228,654	255,709	24.8	27.9	57
3,397,123	21.1	20.7	20.7	3,247	3,098	3,410	662,505	557,445	664,574	204	180	195	1,942	2,230	202,490	225,405	30.6	33.9	58
2,158,714	15.1	13.9	13.2	1,055	905	1,003	390,185	332,710	421,348	371	368	420	726	792	134,111	167,712	54.4	39.8	59
(1)	8.9	7.5	(1)	268	230	(1)	190,751	162,540	(1)	712	707	(1)	191	(1)	80,535	(1)	42.2	(1)	60
(1)	3.6	4.0	(1)	55	54	(1)	75,723	84,220	(1)	1,391	1,560	(1)	46	(1)	40,855	(1)	55.4	(1)	61
(1)	0.9	1.7	(1)	6	8	(1)	31,500	25,900	(1)	5,250	3,238	(1)	6	(1)	27,908	(1)	88.6	(1)	62
(1)	0.6	——	(1)	2	——	(1)	37,000	——	(1)	18,500	——	(1)	2	(1)	32,800	(1)	88.6	(1)	63
1,221,758	7.7	6.6	7.5	241	210	274	169,226	143,215	211,014	702	682	770	174	258	74,658	99,439	44.1	47.1	64
472,686	2.6	2.2	2.9	54	41	66	53,028	47,225	77,140	982	1,152	1,169	40	59	20,562	44,529	38.4	57.5	65
674,552	3.0	3.4	4.1	31	37	50	69,200	68,220	105,578	2,232	1,844	2,112	28	48	49,876	60,337	72.1	57.1	66
34,500	0.8	1.0	0.2	3	4	5	41,500	14,000	18,000	13,833	3,500	3,333	3	3	37,200	9,500	89.6	52.4	67

TABLE 7.—CLASSIFICATION BY NUMBER OF CHICKENS ON HAND—FARMS REPORTING AND NUMBER OF CHICKENS ON HAND, 1940, 1935, AND 1930;

(Chickens on hand over 4 months old, Apr. 1, 1940

	DIVISION AND STATE AND NUMBER OF CHICKENS ON HAND	CHICKENS ON HAND												CHICKEN EGGS PRODUCED			
		Farms reporting						Number						Farms reporting		Dozens	
		1940	1935	1930	Percent distribution			1940 (Apr. 1)	1935 (Jan. 1)	1930 (Apr. 1)	Percent distribution			1939	1934	1939	1934
					1940	1935	1930				1940	1935	1930				
	MOUNTAIN—Continued																
	Wyoming																
1	Total	12,282	13,711	12,747	100.0	100.0	100.0	681,519	689,736	735,850	100.0	100.0	100.0	11,527	13,129	4,938,228	4,577,706
2	None	———	———	———	———	———	———	———	———	———	———	———	———	128	164	40,861	28,409
3	Under 25	3,356	4,410	6,995	27.3	32.2	54.9	58,144	74,964	192,570	8.5	10.9	26.2	2,910	3,968	429,450	558,668
4	25 to 49	3,788	4,228		30.8	30.8		137,398	151,675		20.2	22.0		3,545	4,064	1,007,230	1,059,543
5	50 to 99	3,407	3,410	3,800	27.7	24.9	29.8	217,193	214,571	242,069	31.9	31.1	32.9	3,266	3,308	1,539,430	1,407,184
6	100 to 199	1,409	1,349	1,579	11.5	9.8	12.4	171,650	161,326	189,695	25.2	23.4	25.8	1,360	1,314	1,167,328	959,495
7	200 to 399	268	270	319	2.2	2.0	2.5	64,306	63,769	76,012	9.4	9.2	10.3	264	267	465,923	429,291
8	400 to 799	47	39	(1)	0.4	0.3	(1)	22,803	18,436	(1)	3.3	2.7	(1)	47	39	205,362	105,816
9	800 to 1,599	4	5	(1)	----	(2)	(1)	4,300	4,995	(1)	0.6	0.7	(1)	4	5	34,424	29,550
10	1,600 to 3,199	3	———	(1)	----	(2)	(1)	5,725	———	(1)	0.8	———	(1)	3	———	48,218	———
11	3,200 and over	———	———	(1)	———	(2)	(1)	———	———	(1)	———	———	(1)	———	———	———	———
12	400 to 699	43	37	42	0.4	0.3	0.3	19,928	16,984	20,204	2.9	2.5	2.7	43	37	182,726	90,633
13	700 to 999	5	5	5	(2)	(2)	(2)	3,675	3,927	3,900	0.5	0.6	0.5	5	5	28,266	28,859
14	1,000 to 2,499	6	2	9	(2)	(2)	0.1	9,225	2,520	11,400	1.4	0.4	1.5	6	2	77,012	15,874
15	2,500 and over	———	———	———	———	———	———	———	———	———	———	———	———	———	———	———	———
	Colorado																
16	Total	42,222	51,966	49,001	100.0	100.0	100.0	2,842,061	3,359,112	3,653,054	100.0	100.0	100.0	38,786	49,336	19,250,929	20,928,068
17	None	———	———	———	———	———	———	———	———	———	———	———	———	421	447	163,504	129,514
18	Under 25	10,993	14,338	25,030	26.0	27.6	47.0	184,172	245,547	650,685	6.5	7.3	17.5	9,141	12,668	1,163,758	1,551,686
19	25 to 49	11,445	14,710		27.1	28.3		416,399	534,596		14.7	15.9		10,442	13,943	2,607,671	3,133,353
20	50 to 99	11,484	13,580	14,188	27.2	26.1	28.9	749,641	863,490	927,844	26.4	25.7	25.4	10,789	13,133	4,690,997	5,056,619
21	100 to 199	6,154	6,915	8,715	14.6	13.3	17.8	762,397	846,612	1,084,980	26.8	25.2	29.7	5,913	6,754	4,792,705	4,793,844
22	200 to 399	1,722	1,835	2,453	4.1	3.5	5.0	422,131	443,812	597,323	14.9	13.2	16.4	1,682	1,803	3,011,025	2,756,147
23	400 to 799	305	428	(1)	0.7	0.8	(1)	151,220	212,107	(1)	5.3	6.3	(1)	303	426	1,274,488	1,613,234
24	800 to 1,599	102	138	(1)	0.2	0.3	(1)	103,801	139,300	(1)	3.7	4.1	(1)	99	138	1,012,544	1,053,742
25	1,600 to 3,199	11	18	(1)	(2)	(2)	(1)	22,800	35,648	(1)	0.8	1.1	(1)	10	18	235,410	289,655
26	3,200 and over	6	6	(1)	(2)	(2)	(1)	29,500	58,000	(1)	1.0	1.1	(1)	6	6	298,827	590,474
27	400 to 699	287	387	459	0.7	0.7	0.9	138,492	182,828	221,805	4.9	5.4	6.1	285	385	1,155,956	1,378,555
28	700 to 999	67	110	101	0.2	0.2	0.2	54,328	87,519	79,184	1.9	2.6	2.2	64	110	477,219	708,710
29	1,000 to 2,499	61	84	68	0.1	0.2	0.1	77,501	108,208	83,435	2.7	3.2	2.3	60	84	819,367	790,460
30	2,500 and over	9	9	7	(2)	(2)	(2)	37,000	46,500	28,000	1.3	1.4	0.8	9	9	368,727	669,380
	New Mexico																
31	Total	23,362	28,745	21,148	100.0	100.0	100.0	936,147	1,006,743	961,474	100.0	100.0	100.0	21,549	26,828	6,104,409	5,265,946
32	None	———	———	———	———	———	———	———	———	———	———	———	———	233	158	68,988	17,647
33	Under 25	12,422	16,291	15,057	53.2	56.7	71.2	182,834	212,921	299,865	17.4	21.1	31.2	10,921	14,652	995,414	1,025,757
34	25 to 49	5,204	6,597		22.3	23.0		174,064	219,363		18.6	21.8		4,907	6,319	1,087,458	1,119,875
35	50 to 99	3,446	3,847	3,603	14.8	13.4	17.0	217,713	237,356	229,766	23.3	23.6	23.9	3,275	3,751	1,337,502	1,208,750
36	100 to 199	1,739	1,552	1,847	7.4	5.4	8.7	214,366	185,154	225,690	22.9	18.4	23.5	1,677	1,518	1,395,716	973,338
37	200 to 399	451	357	519	1.9	1.2	2.5	108,989	85,481	126,856	11.6	8.5	13.2	437	351	737,474	487,124
38	400 to 799	88	81	(1)	0.4	0.3	(1)	43,222	39,744	(1)	4.6	3.9	(1)	87	80	352,927	286,232
39	800 to 1,599	11	17	(1)	(2)	0.1	(1)	12,959	15,432	(1)	1.4	1.5	(1)	11	18	115,597	111,553
40	1,600 to 3,199	1	2	(1)	(2)	(2)	(1)	2,000	4,292	(1)	0.2	0.4	(1)	1	2	13,333	35,000
41	3,200 and over	———	1	(1)	———	(2)	(1)	———	7,000	(1)	———	0.7	(1)	———	1	———	670
42	400 to 699	80	75	82	0.3	0.3	0.4	37,614	35,444	40,345	4.0	3.5	4.2	79	74	504,834	257,540
43	700 to 999	12	18	27	0.1	0.1	0.1	9,155	14,332	20,585	1.0	1.4	2.1	12	17	80,295	100,565
44	1,000 to 2,499	8	7	12	(2)	(2)	0.1	11,412	9,892	15,887	1.2	1.0	1.7	8	7	96,730	74,680
45	2,500 and over	———	1	1	———	(2)	(2)	———	7,000	2,500	———	0.7	0.3	———	1	———	670
	Arizona																
46	Total	8,105	10,979	7,664	100.0	100.0	100.0	491,514	554,015	576,243	100.0	100.0	100.0	7,565	9,989	3,789,467	3,723,171
47	None	———	———	———	———	———	———	———	———	———	———	———	———	125	61	39,195	21,026
48	Under 25	3,914	5,675	5,270	48.3	51.7	68.8	54,866	78,861	112,761	11.1	14.2	19.6	3,477	4,892	424,729	476,621
49	25 to 49	1,957	2,551		24.1	23.2		86,258	86,484		13.5	15.6		1,828	2,414	480,153	554,628
50	50 to 99	1,118	1,500	1,160	13.8	13.7	15.1	69,512	91,871	71,687	14.1	16.5	12.4	1,065	1,422	498,247	570,605
51	100 to 199	615	723	602	7.6	6.6	7.9	76,471	87,443	74,803	15.6	15.8	13.0	577	689	518,881	538,495
52	200 to 399	291	362	350	3.6	3.3	4.6	74,848	89,077	89,541	15.2	16.1	15.5	285	347	529,117	618,257
53	400 to 799	152	121	(1)	1.9	1.1	(1)	77,875	60,267	(1)	15.8	10.9	(1)	149	118	648,157	450,124
54	800 to 1,599	56	41	(1)	0.7	0.4	(1)	57,854	44,332	(1)	11.8	8.0	(1)	55	40	536,303	392,565
55	1,600 to 3,199	5	5	(1)	(2)	(2)	(1)	6,050	11,400	(1)	1.2	2.1	(1)	3	5	33,585	107,630
56	3,200 and over	1	1	(1)	(2)	(2)	(1)	8,000	4,500	(1)	1.6	0.8	(1)	1	1	85,100	15,450
57	400 to 699	136	113	155	1.7	1.0	2.0	66,480	54,517	75,478	13.5	9.8	13.1	133	110	560,089	405,608
58	700 to 999	39	21	55	0.5	0.2	0.7	30,589	18,818	42,580	6.2	3.0	7.4	39	20	264,825	146,914
59	1,000 to 2,499	36	31	67	0.4	0.3	0.9	44,710	39,364	91,575	9.1	7.1	15.9	35	31	391,151	343,952
60	2,500 and over	1	3	5	(2)	(2)	0.1	8,000	9,800	18,020	1.6	1.8	3.1	1	3	85,100	69,085
	Utah																
61	Total	15,462	19,876	18,164	100.0	100.0	100.0	1,878,394	2,104,521	2,095,723	100.0	100.0	100.0	14,263	18,985	17,190,784	18,891,990
62	None	———	———	———	———	———	———	———	———	———	———	———	———	173	114	213,574	80,889
63	Under 25	5,641	8,026	10,654	36.5	40.4	58.7	85,431	122,449	254,243	4.5	5.8	12.1	4,880	7,325	573,542	807,585
64	25 to 49	3,917	5,317		25.3	26.8		126,073	168,678		6.7	8.0		3,807	5,127	800,069	1,095,484
65	50 to 99	2,010	2,412	3,018	13.0	12.1	16.6	122,451	143,804	188,156	6.5	6.8	8.9	1,852	2,342	768,253	1,036,397
66	100 to 199	1,395	1,382	1,724	9.0	7.0	9.5	173,181	174,662	223,964	9.2	8.3	10.7	1,304	1,354	1,222,447	1,485,966
67	200 to 399	1,200	1,360	1,468	7.8	6.9	8.1	309,866	354,807	383,535	16.5	16.9	18.3	1,188	1,371	2,599,060	3,277,801
68	400 to 799	855	874	(1)	5.5	4.4	(1)	454,457	452,696	(1)	24.1	21.5	(1)	841	867	4,379,281	4,505,855
69	800 to 1,599	338	366	(1)	2.2	1.8	(1)	355,387	382,664	(1)	18.9	18.2	(1)	333	366	3,654,721	3,755,285

1 Comparison with later censuses may be found in groups below beginning with 400-699. 2 Less than one-tenth of 1 percent.

OF EGGS PRODUCED AND CHICKENS RAISED, 1939, 1934, AND 1929; AND OF CHICKENS SOLD, 1939 AND 1929; BY DIVISIONS AND STATES—Con.

and over 3 months old Jan. 1, 1935 and Apr. 1, 1930)

CHICKEN EGGS PRODUCED—Con.				CHICKENS RAISED									CHICKENS SOLD						
Dozens—Continued				Farms reporting			Number						Farms reporting		Number				
1929	Percent distribution			1939	1934	1929	1939	1934	1929	Average per farm reporting			1939	1929	1939	1929	Ratio to chickens raised (percent)		
	1939	1934	1929							1939	1934	1929					1939	1929	
5,777,249	100.0	100.0	100.0	10,708	11,990	12,501	1,259,621	1,113,915	1,258,343	118	93	101	4,295	4,550	380,901	354,409	30.2	28.2	1
55,996	0.8	0.8	0.6	148	181	110	18,731	14,985	16,183	127	93	147	101	88	11,377	11,760	60.7	72.7	2
1,560,249	8.7	12.2	27.0	2,466	3,375	6,700	129,888	137,559	364,971	53	41	54	469	1,517	33,057	75,690	25.5	20.7	3
	20.4	25.1		3,290	3,748		262,990	257,989		80	69		1,066		60,145		22.9		4
1,821,710	31.2	30.7	31.5	3,159	3,143	3,752	408,485	344,808	409,169	129	110	109	1,510	1,684	109,560	98,531	27.0	24.1	5
1,421,858	23.8	21.0	24.6	1,335	1,271	1,572	293,287	236,532	305,611	220	186	194	907	1,004	100,358	100,288	34.2	32.8	6
618,482	9.4	9.4	10.7	257	252	312	100,551	88,319	108,058	391	350	346	198	214	43,507	41,154	43.3	38.1	7
(1)	4.2	2.3	(1)	44	35	(1)	34,424	25,807	(1)	782	732	(1)	39	(1)	18,102	(1)	52.6	(1)	8
(1)	0.7	0.6	(1)	4	5	(1)	5,250	8,118	(1)	1,312	1,623	(1)	3	(1)	1,600	(1)	30.5	(1)	9
(1)	1.0	——	(1)	3	———	(1)	8,025	———	(1)	2,675	——	(1)	2	(1)	3,195	(1)	39.8	(1)	10
(1)	——	——	(1)	———	———	(1)	———	———	(1)	——	——	(1)	———	(1)	———	(1)	——	(1)	11
179,187	3.7	2.0	3.1	40	33	42	28,924	22,500	29,451	723	682	701	35	32	13,452	12,986	46.5	44.1	12
41,623	0.6	0.6	0.7	5	5	4	6,750	8,701	5,200	1,350	1,740	1,300	5	4	5,750	2,900	85.2	55.8	13
100,166	1.6	0.3	1.7	6	2	9	12,025	2,522	19,700	2,004	1,261	2,189	4	7	3,695	11,100	30.7	56.3	14
———	——	——	——	———	———	———	———	———	———	——	——	——	———	———	———	———	——	——	15
27,343,356	100.0	100.0	100.0	37,218	44,192	48,377	5,210,207	5,574,317	6,333,339	140	126	131	16,942	23,003	1,692,797	2,228,813	32.5	35.2	16
166,952	0.8	0.6	0.6	508	499	409	88,545	68,933	51,561	175	138	128	340	320	61,596	36,265	69.6	70.3	17
4,791,551	6.0	7.3	17.5	8,041	9,822	22,261	427,157	462,898	1,232,413	53	47	55	1,784	6,335	129,763	315,583	30.4	25.6	18
	13.5	15.0		10,065	12,653		847,946	945,771		84	75		3,610		215,845		25.5		19
6,715,674	24.4	24.1	24.6	10,658	12,476	14,024	1,451,903	1,481,690	1,646,472	136	119	117	5,561	7,735	395,868	499,705	27.3	30.4	20
7,549,736	24.9	22.9	27.6	5,876	6,470	8,631	1,293,740	1,262,010	1,703,006	220	195	197	3,992	6,084	398,872	572,547	30.8	33.6	21
4,437,057	15.6	13.2	16.2	1,657	1,720	2,421	631,495	642,790	917,941	381	374	379	1,294	1,952	245,534	376,258	38.9	41.0	22
(1)	6.6	7.7	(1)	297	398	(1)	222,448	332,690	(1)	749	836	(1)	255	(1)	110,901	(1)	49.9	(1)	23
(1)	5.3	5.0	(1)	101	132	(1)	166,873	240,485	(1)	1,652	1,822	(1)	93	(1)	92,831	(1)	55.6	(1)	24
(1)	1.2	1.4	(1)	11	16	(1)	37,600	57,950	(1)	3,418	3,622	(1)	9	(1)	20,687	(1)	55.0	(1)	25
(1)	1.6	2.8	(1)	6	6	(1)	42,500	79,100	(1)	7,083	13,183	(1)	4	(1)	20,900	(1)	49.2	(1)	26
1,870,297	6.0	6.6	6.8	280	359	456	201,923	281,026	411,131	721	783	902	238	412	98,597	219,853	48.8	53.5	27
771,767	2.5	3.4	2.8	65	103	100	82,240	150,444	137,745	1,265	1,461	1,377	60	97	50,310	75,591	61.2	54.9	28
805,801	4.3	3.8	2.9	61	81	68	133,258	184,655	166,570	2,185	2,280	2,479	56	62	66,762	102,972	51.6	61.1	29
236,521	1.9	3.2	0.9	9	9	7	52,000	94,100	64,500	5,778	10,456	9,214	7	6	27,650	28,039	53.2	43.5	30
6,790,634	100.0	100.0	100.0	19,682	22,317	21,103	1,425,249	1,280,605	1,485,609	72	57	70	4,971	5,534	417,980	408,588	29.3	27.5	31
28,987	1.1	0.3	0.4	320	187	166	88,404	8,086	10,664	208	43	64	123	75	49,729	4,636	74.9	43.5	32
2,138,002	16.3	19.5	31.5	9,413	11,490	14,865	242,283	267,677	507,605	26	23	34	1,032	2,395	37,895	103,765	15.6	20.4	33
	17.8	21.3		4,652	5,395		274,855	289,135		59	54		1,175		52,776		19.2		34
1,584,231	21.9	23.0	23.0	3,164	3,402	3,591	331,098	308,746	351,896	105	91	98	1,339	1,528	85,032	87,159	25.7	24.8	35
1,517,490	22.9	18.5	22.3	1,615	1,426	1,842	287,546	216,430	307,344	178	152	167	959	1,074	91,129	90,556	31.7	29.5	36
883,655	12.1	9.3	13.0	421	320	517	159,632	91,592	175,268	332	286	339	272	361	52,728	63,883	37.8	36.4	37
(1)	5.8	5.4	(1)	86	77	(1)	64,931	67,499	(1)	755	877	(1)	62	(1)	33,962	(1)	52.3	(1)	38
(1)	1.9	2.1	(1)	10	17	(1)	14,500	21,840	(1)	1,450	1,285	(1)	8	(1)	12,051	(1)	83.0	(1)	39
(1)	0.2	0.7	(1)	1	2	(1)	4,000	6,600	(1)	4,000	3,300	(1)	1	(1)	2,700	(1)	67.5	(1)	40
(1)	——	(2)	(1)	———	1	(1)	———	3,000	(1)	——	3,000	(1)	———	(1)	———	(1)	——	(1)	41
327,829	5.0	4.9	4.8	78	72	82	54,811	52,509	62,682	703	729	764	55	67	27,287	28,370	49.8	45.3	42
170,155	1.3	1.9	2.5	11	17	27	13,020	29,380	28,597	1,184	1,728	1,059	9	22	8,475	11,092	65.1	38.8	43
127,285	1.6	1.4	1.9	8	7	12	15,600	14,050	21,553	1,950	2,007	1,796	7	11	12,931	9,127	82.9	42.3	44
35,000	——	(2)	0.5	———	1	1	———	3,000	20,000	——	3,000	20,000	———	1	———	10,000	——	50.0	45
5,081,086	100.0	100.0	100.0	6,377	8,809	7,585	886,607	785,629	997,006	139	89	131	2,533	3,029	460,100	438,356	51.9	44.0	46
77,027	1.0	0.6	1.5	137	74	123	79,237	5,760	22,045	578	78	179	90	109	80,526	18,486	101.6	83.9	47
958,281	11.2	12.8	18.9	2,660	4,248	5,104	118,236	100,855	250,857	44	24	49	693	1,458	49,075	91,914	41.5	36.6	48
	12.7	14.4		1,806	2,168		109,312	114,919		68	53		548		37,586		34.4		49
593,231	13.1	15.3	11.7	984	1,292	1,143	124,644	128,670	127,645	129	100	112	458	579	55,645	44,807	44.6	35.1	50
634,171	13.7	14.4	12.5	553	584	591	124,112	122,256	127,216	224	209	215	357	376	64,283	55,173	51.8	43.4	51
789,789	14.0	16.6	15.5	259	297	343	126,941	132,519	146,092	490	446	426	213	269	70,678	68,650	55.7	47.0	52
(1)	17.1	12.1	(1)	141	105	(1)	114,507	98,691	(1)	812	940	(1)	125	(1)	62,623	(1)	54.7	(1)	53
(1)	14.2	10.5	(1)	53	35	(1)	78,268	56,811	(1)	1,477	1,623	(1)	45	(1)	37,947	(1)	48.5	(1)	54
(1)	0.9	2.9	(1)	3	5	(1)	6,350	18,148	(1)	2,117	3,630	(1)	3	(1)	1,487	(1)	23.4	(1)	55
(1)	2.2	0.4	(1)	1	1	(1)	5,000	7,000	(1)	5,000	7,000	(1)	1	(1)	250	(1)	5.0	(1)	56
684,086	14.8	10.9	13.5	126	97	154	104,657	88,855	119,010	831	916	773	112	126	58,652	57,309	56.0	48.2	57
389,917	7.0	3.9	7.7	36	20	55	31,320	24,106	66,845	870	1,205	1,215	30	47	15,078	33,451	48.1	50.0	58
808,954	10.3	9.2	15.9	35	26	67	63,148	50,841	116,266	1,804	1,955	1,735	31	60	28,327	55,428	44.9	47.7	59
145,630	2.2	1.9	2.9	1	3	5	5,000	16,848	21,030	5,000	5,616	4,206	1	5	250	13,158	5.0	62.6	60
18,482,515	100.0	100.0	100.0	12,765	15,313	17,889	2,559,031	2,598,885	3,539,809	201	195	198	3,891	6,655	1,059,996	1,552,712	41.4	43.3	61
106,888	1.2	0.4	0.6	254	91	121	161,119	18,287	35,719	634	201	279	153	145	158,513	38,331	98.4	115.7	62
2,128,658	3.3	4.3	11.5	4,113	4,961	10,342	123,209	121,891	416,078	30	25	40	498	2,179	34,554	138,469	28.0	33.3	63
	4.7	5.8		3,222	3,674		164,687	166,699		51	45		666		41,316		25.1		64
1,515,527	4.5	5.5	8.2	1,666	1,628	2,977	182,552	127,452	258,392	110	78	87	555	1,139	71,550	63,505	39.2	24.6	65
1,886,418	7.1	7.9	10.2	1,168	876	1,694	249,365	181,913	363,873	214	208	215	537	988	92,600	125,850	37.1	34.6	66
3,373,797	15.1	17.4	18.3	1,085	966	1,449	420,569	445,687	698,772	388	461	481	612	1,090	146,823	299,729	34.9	43.0	67
(1)	25.5	22.8	(1)	827	700	(1)	537,895	613,792	(1)	650	877	(1)	556	(1)	197,208	(1)	36.7	(1)	68
(1)	21.1	19.9	(1)	328	315	(1)	419,458	522,825	(1)	1,279	1,660	(1)	248	(1)	174,375	(1)	41.6	(1)	69

TABLE 7.—CLASSIFICATION BY NUMBER OF CHICKENS ON HAND—FARMS REPORTING AND NUMBER OF CHICKENS ON HAND, 1940, 1935, AND 1930;

(Chickens on hand over 4 months old, Apr. 1, 1940

	DIVISION AND STATE AND NUMBER OF CHICKENS ON HAND	CHICKENS ON HAND												CHICKEN EGGS PRODUCED			
		Farms reporting						Number						Farms reporting		Dozens	
		1940	1935	1930	Percent distribution			1940 (Apr. 1)	1935 (Jan. 1)	1930 (Apr. 1)	Percent distribution			1939	1934	1939	1934
					1940	1935	1930				1940	1935	1930				
	MOUNTAIN—Continued																
	Utah—Continued																
1	1,600 to 3,199	88	97	(1)	0.6	0.5	(1)	180,957	202,961	(1)	9.6	9.6	(1)	88	97	2,060,605	2,062,785
2	3,200 and over	18	22	(1)	0.1	0.1	(1)	90,491	101,800	(1)	4.8	4.8	(1)	17	22	959,232	985,965
3	400 to 699	741	768	784	4.8	3.9	4.2	353,230	377,417	376,912	18.8	17.9	18.0	730	762	3,557,385	3,809,527
4	700 to 999	256	243	256	1.7	1.2	1.4	199,774	190,390	205,056	10.6	9.0	9.7	253	242	2,044,779	1,807,466
5	1,000 to 2,499	268	300	243	1.7	1.5	1.3	374,325	401,254	331,057	19.9	19.1	15.8	263	300	3,941,359	5,972,509
6	2,500 and over	34	48	37	0.2	0.2	0.2	153,963	171,080	136,800	7.1	8.1	6.5	33	48	1,470,318	1,718,586
	Nevada																
7	Total	2,595	2,759	2,637	100.0	100.0	100.0	204,806	224,400	243,874	100.0	100.0	100.0	2,414	2,629	1,563,853	1,885,978
8	None	—	—	—	—	—	—	—	—	—	—	—	—	26	28	20,087	8,850
9	Under 25	852	870	1,490	32.9	31.5	58.5	13,182	14,002	37,322	6.4	6.2	15.3	742	760	94,703	107,720
10	25 to 49	734	758		28.3	27.5		24,958	25,774		12.2	11.5		687	733	166,004	194,440
11	50 to 99	492	634	600	19.0	23.0	22.8	30,003	39,293	37,654	14.6	17.5	15.4	481	622	192,183	290,675
12	100 to 199	279	300	283	10.7	10.9	10.7	33,990	36,194	35,694	16.6	16.1	14.8	268	292	220,149	292,964
13	200 to 399	155	101	153	6.0	3.7	5.8	39,759	25,491	38,793	19.4	11.4	15.9	150	100	275,359	202,013
14	400 to 799	54	59	(1)	2.1	2.1	(1)	27,955	29,948	(1)	13.6	13.3	(1)	53	59	246,081	273,276
15	800 to 1,599	23	25	(1)	0.9	0.9	(1)	24,645	25,800	(1)	12.1	11.5	(1)	23	24	248,197	280,904
16	1,600 to 3,199	4	11	(1)	0.2	0.4	(1)	10,134	23,900	(1)	4.9	10.7	(1)	4	10	101,080	223,156
17	3,200 and over	—	1	(1)	—	(2)	(1)	—	4,000	(1)	—	1.8	(1)	—	1	—	30,000
18	400 to 699	47	52	57	1.8	1.9	2.2	22,935	24,971	28,531	11.2	11.1	11.7	46	52	185,631	228,208
19	700 to 999	14	16	21	0.5	0.6	0.8	11,005	12,675	16,880	5.4	5.6	6.9	14	15	107,081	112,810
20	1,000 to 2,499	18	23	29	0.7	0.8	1.1	23,294	31,000	36,100	11.4	13.8	14.8	18	22	280,646	277,518
21	2,500 and over	2	5	4	0.1	0.2	0.2	5,700	15,000	12,900	2.8	6.7	5.3	2	5	42,000	108,800
	PACIFIC																
	Washington																
22	Total	58,482	63,231	53,085	100.0	100.0	100.0	4,932,649	5,881,583	6,451,557	100.0	100.0	100.0	54,155	58,224	50,917,576	56,535,398
23	None	—	—	—	—	—	—	—	—	—	—	—	—	855	330	908,782	297,430
24	Under 25	26,792	26,822	31,416	45.8	42.4	59.2	398,979	407,522	742,021	8.1	6.9	11.5	23,165	22,812	3,381,770	2,940,481
25	25 to 49	14,196	15,037		24.3	23.8		483,731	515,776		9.8	8.8		13,269	14,206	3,781,406	3,678,570
26	50 to 99	8,127	9,758	8,762	13.9	15.4	16.5	510,807	612,628	557,577	10.4	10.4	8.6	7,733	9,449	3,854,119	4,485,409
27	100 to 199	3,907	4,898	4,680	6.7	7.7	8.8	495,187	614,199	599,871	10.0	10.4	9.3	3,768	4,779	4,188,976	5,205,386
28	200 to 399	2,564	3,138	3,722	4.4	5.0	7.0	675,637	819,589	995,967	13.7	13.9	15.4	2,517	3,086	7,310,045	8,595,374
29	400 to 799	1,895	2,307	(1)	3.2	3.6	(1)	998,789	1,216,205	(1)	20.2	20.7	(1)	1,870	2,296	11,563,520	12,926,246
30	800 to 1,599	781	1,031	(1)	1.3	1.6	(1)	783,414	1,084,825	(1)	15.9	18.1	(1)	758	1,027	9,283,588	11,753,742
31	1,600 to 3,199	179	200	(1)	0.3	0.3	(1)	373,806	414,504	(1)	7.6	7.0	(1)	179	199	4,242,132	4,607,970
32	3,200 and over	41	40	(1)	0.1	0.1	(1)	214,299	216,335	(1)	4.3	3.7	(1)	41	40	2,405,238	2,244,790
33	400 to 699	1,592	1,945	2,554	2.7	3.1	4.8	782,322	957,893	1,251,951	15.9	16.3	19.4	1,569	1,934	8,909,460	10,193,891
34	700 to 999	662	810	986	1.1	1.3	1.9	518,595	635,403	778,857	10.5	10.8	12.1	659	809	6,253,089	6,880,208
35	1,000 to 2,499	543	743	866	0.9	1.2	1.6	750,136	991,674	1,155,347	15.2	16.9	17.9	541	739	8,772,275	11,098,164
36	2,500 and over	79	80	99	0.1	0.1	0.2	319,255	326,899	369,968	6.5	5.6	5.7	79	80	3,557,654	3,380,485
	Oregon																
37	Total	46,442	50,329	43,490	100.0	100.0	100.0	3,074,702	3,063,592	2,969,118	100.0	100.0	100.0	42,438	46,797	27,483,615	25,207,943
38	None	—	—	—	—	—	—	—	—	—	—	—	—	538	229	273,741	81,218
39	Under 25	19,648	20,648	27,812	42.3	41.0	64.0	291,958	315,821	660,795	9.5	10.3	22.3	16,734	18,130	2,306,785	2,175,614
40	25 to 49	12,505	13,597		26.9	27.0		425,662	465,641		13.8	15.2		11,616	12,896	3,113,599	3,187,864
41	50 to 99	7,543	9,166	8,590	16.2	18.2	19.8	472,854	567,889	544,144	15.4	18.5	18.3	7,054	8,852	3,375,614	4,075,123
42	100 to 199	3,658	4,068	4,068	7.9	8.1	9.4	461,425	502,715	514,668	15.0	16.4	17.3	3,486	3,931	3,586,980	3,841,579
43	200 to 399	1,858	1,854	1,926	4.0	3.7	4.4	472,482	461,765	469,790	15.4	15.1	16.5	1,778	1,795	4,317,670	4,108,296
44	400 to 799	886	717	(1)	1.9	1.4	(1)	454,677	366,956	(1)	14.8	12.0	(1)	870	708	4,727,515	3,760,588
45	800 to 1,599	289	215	(1)	0.6	0.4	(1)	306,932	223,219	(1)	10.0	7.3	(1)	287	215	3,619,416	2,368,631
46	1,600 to 3,199	62	55	(1)	0.1	0.1	(1)	130,232	114,968	(1)	4.2	3.8	(1)	62	53	1,523,863	1,264,758
47	3,200 and over	13	9	(1)	(2)	(2)	(1)	58,500	44,600	(1)	1.9	1.5	(1)	13	8	638,432	354,292
48	400 to 699	771	633	707	1.7	1.3	1.8	373,020	307,109	343,034	12.1	10.0	11.6	756	624	3,617,653	3,117,667
49	700 to 999	235	174	213	0.5	0.3	0.5	182,337	135,191	167,780	5.9	4.4	5.7	233	174	2,077,091	1,402,332
50	1,000 to 2,499	215	170	160	0.5	0.3	0.4	292,484	234,536	207,453	9.5	7.7	7.0	214	169	3,500,880	2,534,290
51	2,500 and over	29	19	14	0.1	(2)	(2)	102,500	72,907	41,454	3.3	2.4	1.4	29	17	1,113,622	685,960
	California																
52	Total	73,811	92,774	84,437	100.0	100.0	100.0	13,282,896	14,043,093	17,487,284	100.0	100.0	100.0	68,380	85,958	129,686,042	117,778,851
53	None	—	—	—	—	—	—	—	—	—	—	—	—	835	192	1,935,377	433,048
54	Under 25	28,055	33,955	47,349	38.0	36.6	56.1	438,821	542,844	1,128,989	3.3	3.9	6.5	24,372	29,787	3,553,952	3,157,381
55	25 to 49	17,199	21,803		23.3	23.5		583,442	742,117		4.4	5.3		15,970	20,486	4,555,144	4,586,136
56	50 to 99	10,485	15,004	13,767	14.2	16.2	16.3	637,620	910,485	852,748	4.8	6.5	4.9	9,847	14,281	4,670,010	6,049,354
57	100 to 199	5,571	8,101	7,276	7.5	8.7	8.6	691,927	992,666	909,343	5.2	7.1	5.2	5,234	7,691	5,382,034	7,322,334
58	200 to 399	4,190	5,436	5,176	5.7	5.9	6.1	1,100,283	1,391,104	1,383,479	8.3	9.9	7.8	3,986	5,236	9,997,173	11,307,769
59	400 to 799	3,894	4,268	(1)	5.3	4.6	(1)	2,092,331	2,249,616	(1)	15.8	16.0	(1)	3,783	4,142	20,996,654	19,964,688
60	800 to 1,599	2,887	2,888	(1)	3.9	3.1	(1)	3,104,951	3,103,740	(1)	23.4	22.1	(1)	2,836	2,848	32,239,098	28,625,358
61	1,600 to 3,199	1,164	1,026	(1)	1.6	1.1	(1)	2,525,284	2,236,974	(1)	19.0	15.9	(1)	1,151	1,006	25,977,842	19,846,308
62	3,200 and over	368	295	(1)	0.5	0.3	(1)	2,108,257	1,873,567	(1)	15.9	13.3	(1)	366	289	20,578,758	16,488,475
63	400 to 699	3,222	3,610	4,120	4.4	3.9	4.9	1,610,536	1,781,182	2,083,513	12.1	12.7	11.9	3,127	3,497	16,057,620	15,708,405
64	700 to 999	1,677	1,648	2,255	2.3	1.8	2.7	1,329,096	1,297,332	1,800,324	10.0	9.2	10.3	1,641	1,618	13,596,051	11,992,616
65	1,000 to 2,499	2,694	2,627	3,580	3.6	2.8	4.2	3,810,548	3,666,639	5,087,933	28.7	26.1	29.1	2,655	2,589	39,535,866	33,200,155
66	2,500 and over	720	592	914	1.0	0.6	1.1	3,080,625	2,718,744	4,242,955	23.2	19.4	24.3	715	581	30,602,815	24,021,655

1 Comparison with later censuses may be found in groups below beginning with 400-699. 2 Less than one-tenth of 1 percent.

OF EGGS PRODUCED AND CHICKENS RAISED, 1939, 1934, AND 1929; AND OF CHICKENS SOLD, 1939 AND 1929; BY DIVISIONS AND STATES—Con.

and over 3 months old Jan. 1, 1935 and Apr. 1, 1930)

CHICKEN EGGS PRODUCED—Contd.				CHICKENS RAISED									CHICKENS SOLD						
Dozens—Continued				Farms reporting			Number						Farms reporting		Number				
1929	Percent distribution			1939	1934	1929	1939	1934	1929	Average per farm reporting			1939	1929	1939	1929	Ratio to chickens raised (percent)		
	1939	1934	1929							1939	1934	1929					1939	1929	
(1)	12.0	10.9	(1)	87	82	(1)	211,427	284,339	(1)	2,430	3,224	(1)	70	(1)	101,521	(1)	48.0	(1)	1
(1)	5.5	5.2	(1)	18	20	(1)	88,750	136,000	(1)	4,931	6,800	(1)	16	(1)	41,556	(1)	46.8	(1)	2
5,445,141	20.7	19.1	18.7	715	616	755	435,055	527,700	622,798	608	857	825	472	635	153,934	287,527	35.4	46.2	3
1,751,427	11.9	9.6	9.5	251	200	253	247,625	252,357	338,975	987	1,262	1,340	182	227	98,004	163,291	39.6	48.2	4
3,086,795	22.9	21.0	16.6	260	258	241	445,623	537,149	613,982	1,714	2,082	2,548	208	218	195,397	307,767	43.8	50.1	5
1,187,886	8.8	9.1	6.4	34	43	37	129,227	219,750	195,420	3,801	5,110	5,282	28	34	67,325	108,243	52.1	55.4	6
2,145,770	100.0	100.0	100.0	2,479	2,412	2,643	376,985	296,916	439,331	152	123	166	813	1,143	188,889	201,091	50.1	45.8	7
17,536	1.3	0.5	0.8	47	27	38	46,935	3,214	4,852	999	119	128	23	29	45,504	4,188	97.0	86.3	8
308,981	8.1	5.7	14.4	772	719	1,467	28,575	21,640	76,165	34	30	52	96	430	6,127	30,813	23.1	40.5	9
	10.6	10.3		695	663		41,602	37,633		60	57		177		10,228		24.8		10
311,741	12.3	15.4	14.5	489	571	593	51,662	52,933	60,877	110	93	103	185	282	20,965	23,256	40.6	38.2	11
287,277	14.1	15.6	13.4	288	283	282	54,312	47,987	54,380	203	182	193	149	180	21,519	23,207	39.6	42.7	12
327,377	17.6	10.7	15.3	149	88	152	71,457	35,850	64,222	480	407	423	114	122	58,639	30,612	54.1	47.7	13
(1)	15.7	14.5	(1)	52	51	(1)	46,773	41,160	(1)	899	807	(1)	46	(1)	27,870	(1)	59.6	(1)	14
(1)	15.9	13.8	(1)	23	21	(1)	25,219	31,199	(1)	1,096	1,486	(1)	21	(1)	13,137	(1)	52.1	(1)	15
(1)	6.5	11.6	(1)	4	8	(1)	12,450	20,300	(1)	3,112	2,538	(1)	4	(1)	4,900	(1)	39.4	(1)	16
(1)	——	1.6	(1)	———	1	(1)	———	5,000	(1)	———	5,000	(1)	———	(1)	———	(1)	——	(1)	17
253,430	11.9	12.1	11.8	45	45	57	41,193	36,635	55,480	915	814	973	40	51	24,720	23,062	60.0	41.6	18
147,014	6.8	6.0	6.9	14	14	21	12,780	14,424	34,140	913	1,030	1,626	13	18	7,643	15,191	59.8	44.5	19
372,414	16.7	14.7	17.4	18	18	29	24,519	32,600	65,865	1,362	1,811	2,271	16	27	12,344	35,014	50.3	53.2	20
120,000	2.7	9.0	5.6	2	4	4	5,950	14,000	23,350	2,975	3,500	5,838	2	4	1,200	15,750	20.2	67.5	21
71,429,018	100.0	100.0	100.0	48,841	47,103	52,126	7,879,774	7,704,282	11,063,096	161	164	212	17,031	23,904	3,653,397	5,200,323	46.4	47.0	22
1,261,623	1.8	0.5	1.8	1,058	296	686	522,672	78,569	188,864	494	265	275	833	701	425,255	190,959	81.4	101.1	23
7,274,212	6.6	5.2	10.2	19,221	16,805	30,133	872,240	604,875	1,572,815	45	36	52	3,027	8,604	335,339	555,193	38.4	54.0	24
	7.4	6.5		12,467	12,249		855,203	721,709		69	59		3,552		252,043		29.5		25
4,889,038	7.6	7.9	6.8	7,398	8,356	8,632	867,859	859,271	1,003,475	117	103	116	3,459	4,703	295,029	347,445	34.0	34.6	26
5,814,265	8.2	9.2	8.1	3,553	3,996	4,592	829,809	747,941	997,073	234	187	217	2,281	3,078	357,334	402,979	43.1	40.4	27
11,139,684	14.4	14.8	15.6	2,377	2,348	3,655	1,061,424	953,797	1,712,491	447	406	469	1,771	2,850	514,461	769,430	48.5	44.9	28
(1)	22.7	22.9	(1)	1,807	1,908	(1)	1,407,184	1,490,491	(1)	779	782	(1)	1,502	(1)	752,201	(1)	52.0	(1)	29
(1)	18.2	20.8	(1)	746	920	(1)	895,965	1,291,488	(1)	1,201	1,404	(1)	658	(1)	451,639	(1)	48.2	(1)	30
(1)	8.3	8.2	(1)	175	190	(1)	367,162	628,965	(1)	2,098	3,310	(1)	149	(1)	185,265	(1)	50.5	(1)	31
(1)	4.7	4.0	(1)	59	57	(1)	200,256	327,196	(1)	5,135	8,843	(1)	39	(1)	124,831	(1)	62.3	(1)	32
14,835,674	17.5	18.0	20.8	1,515	1,587	2,497	1,138,532	1,217,151	2,009,789	752	767	805	1,245	2,192	596,136	1,041,089	52.4	51.8	33
9,075,506	12.3	12.2	12.7	843	718	977	621,985	719,254	1,159,959	967	1,002	1,187	547	895	312,283	620,202	50.2	53.5	34
13,330,232	17.2	19.6	18.7	534	674	858	807,677	1,348,849	1,765,278	1,513	2,001	2,057	465	788	388,180	983,892	48.1	55.7	35
3,808,788	7.0	5.9	5.3	75	74	96	302,375	452,886	653,374	4,032	6,120	6,806	71	93	177,357	309,134	58.6	47.3	36
28,342,459	100.0	100.0	100.0	38,036	37,562	42,651	4,825,192	3,910,550	4,613,073	127	104	108	13,384	17,704	2,191,252	1,849,966	45.4	40.1	37
217,657	1.0	0.5	0.8	685	194	402	268,708	21,681	57,254	392	112	142	397	375	236,370	52,511	88.0	91.7	38
5,905,852	8.4	8.6	20.8	15,754	12,728	26,768	536,896	405,181	1,126,445	34	32	42	2,461	7,720	195,711	327,529	36.5	29.1	39
	11.5	12.6		10,683	11,042		686,504	575,126		64	52		5,157		215,452		31.4		40
4,612,841	12.3	16.2	16.3	6,657	7,709	8,483	699,402	671,054	791,517	105	87	93	5,042	4,414	253,176	251,055	33.3	31.7	41
4,700,542	13.1	15.2	16.6	3,328	3,402	4,010	706,765	613,611	744,418	212	180	186	2,072	2,696	300,733	292,161	42.6	39.2	42
4,856,026	15.7	16.3	17.1	1,709	1,595	1,905	675,793	585,779	745,590	394	366	391	1,272	1,516	319,161	342,243	47.4	45.9	43
(1)	17.2	14.9	(1)	859	652	(1)	593,063	524,469	(1)	690	850	(1)	670	(1)	290,990	(1)	49.1	(1)	44
(1)	13.2	9.4	(1)	286	198	(1)	415,001	299,264	(1)	1,451	1,511	(1)	244	(1)	255,763	(1)	61.6	(1)	45
(1)	5.5	5.0	(1)	62	55	(1)	185,660	166,585	(1)	2,982	3,143	(1)	57	(1)	116,671	(1)	63.5	(1)	46
(1)	2.3	1.4	(1)	13	9	(1)	61,400	51,800	(1)	4,723	5,756	(1)	12	(1)	27,205	(1)	44.3	(1)	47
3,630,592	13.9	12.4	12.8	746	556	698	480,223	450,873	522,324	644	811	748	573	621	227,325	274,011	47.3	52.5	48
1,712,073	7.8	5.6	6.0	231	160	211	270,278	167,306	242,873	1,170	1,046	1,151	199	197	167,234	128,593	61.9	52.9	49
2,284,820	12.7	10.1	8.1	214	158	160	392,125	333,589	336,275	1,832	2,111	2,102	184	152	234,325	159,966	59.8	47.6	50
422,256	4.1	2.7	1.5	29	18	14	110,500	90,350	46,577	3,810	5,019	3,327	27	13	61,745	21,897	55.9	47.0	51
159,421,612	100.0	100.0	100.0	61,645	64,102	81,793	24,750,462	18,159,412	26,644,797	401	283	326	21,778	32,264	15,890,562	13,860,595	64.2	52.0	52
1,616,790	1.5	0.4	1.0	1,388	396	717	3,793,067	775,765	815,855	2,775	1,954	1,138	1,022	828	3,707,712	843,739	97.7	103.4	53
9,017,150	2.7	2.7	5.7	20,128	18,464	44,601	1,379,385	726,716	2,451,122	69	39	55	2,594	8,762	825,361	881,454	59.7	35.4	54
	5.4	3.9		14,466	15,758		1,148,795	945,889		79	60		2,985		518,195		45.2		55
6,751,498	3.8	5.1	4.2	9,107	11,690	13,579	1,260,875	1,106,976	1,538,308	138	95	113	5,107	5,624	681,738	629,454	54.1	40.9	56
7,756,540	4.2	6.2	4.9	4,877	6,366	7,175	1,382,578	1,194,451	1,457,627	279	188	203	2,652	4,224	858,711	675,354	61.6	46.3	57
12,285,406	7.7	9.8	7.7	3,786	4,251	5,067	2,073,514	1,680,979	2,347,003	548	397	463	2,697	3,707	1,257,679	1,242,459	60.7	52.9	58
(1)	16.2	17.0	(1)	3,667	3,528	(1)	3,288,587	2,907,568	(1)	891	824	(1)	2,986	(1)	1,878,148	(1)	57.5	(1)	59
(1)	24.9	24.3	(1)	2,784	2,521	(1)	4,195,050	3,859,062	(1)	1,518	1,531	(1)	2,595	(1)	2,376,948	(1)	58.7	(1)	60
(1)	20.0	16.9	(1)	1,120	896	(1)	3,285,559	2,702,619	(1)	2,934	3,016	(1)	1,006	(1)	1,952,526	(1)	59.4	(1)	61
(1)	15.9	14.0	(1)	362	252	(1)	2,985,076	2,261,389	(1)	8,246	8,974	(1)	334	(1)	1,855,544	(1)	62.2	(1)	62
19,958,634	12.4	13.3	12.5	3,019	2,969	4,029	2,511,728	2,311,675	3,233,206	832	779	802	2,452	3,345	1,464,840	1,727,761	58.3	53.4	63
17,478,556	10.5	10.2	11.0	1,610	1,411	2,216	1,968,714	1,595,734	2,483,504	1,223	1,131	1,121	1,339	1,926	1,090,925	1,297,009	55.4	52.2	64
48,517,328	30.5	28.2	30.3	2,590	2,310	3,320	5,022,811	4,532,205	8,955,486	1,939	1,962	1,976	2,287	3,194	2,901,599	3,736,834	57.8	53.7	65
36,281,754	23.6	20.4	22.8	694	507	891	4,230,999	3,291,026	5,382,688	6,097	6,491	6,041	643	854	2,605,802	2,846,551	61.6	52.9	66

TABLE 8.—CHICKENS RAISED—FARMS REPORTING, 1919 TO 1939; NUMBER, 1909 TO 1939; AND VALUE, 1939, 1934, 1929,

	DIVISION AND STATE	FARMS REPORTING CHICKENS RAISED															NUMBER OF CHICKENS RAISED
		1939										1934	1929	1919	Percent of all farms				1939
		Total	Under 25	25 to 49	50 to 99	100 to 199	200 to 399	400 to 799	800 to 1,599	1,600 to 3,199	3,200 and over				1939	1934	1929	1919	
1	United States	4,674,462	670,981	892,389	1,137,442	1,020,956	690,664	195,872	43,306	13,973	8,879	5,212,762	5,293,208	4,578,202	76.7	76.5	84.2	71.0	660,565,663
	GEOGRAPHIC DIVISIONS:																		
2	New England	62,740	14,107	12,540	10,531	7,759	6,462	4,577	3,381	1,976	1,407	83,948	88,753	86,244	46.4	53.1	71.0	55.1	25,290,441
3	Middle Atlantic	227,848	30,308	35,852	42,675	44,165	40,427	20,394	9,318	3,254	1,455	267,498	308,789	308,119	65.5	67.3	86.3	72.5	58,520,344
4	East North Central	747,784	83,603	88,902	158,362	211,289	181,297	44,693	7,441	1,524	653	846,090	870,153	871,584	74.3	78.1	90.0	80.3	123,125,676
5	West North Central	884,385	39,530	68,295	144,812	255,327	284,086	83,606	7,721	781	227	974,950	1,010,063	868,691	81.1	82.6	90.8	79.2	167,246,537
6	South Atlantic	826,399	151,383	221,870	243,738	138,942	47,222	12,825	5,255	2,508	2,656	926,111	888,823	825,021	81.1	80.7	84.0	71.2	101,659,946
7	East South Central	841,786	182,900	230,608	249,639	140,232	33,049	4,101	909	242	106	919,882	872,921	728,510	82.3	80.9	82.2	69.3	53,615,016
8	West South Central	787,507	133,651	177,940	223,550	169,778	66,923	11,519	2,404	1,016	726	880,546	898,582	633,778	81.7	77.4	81.5	63.6	75,311,061
9	Mountain	147,511	27,524	25,344	34,738	33,593	18,736	5,499	1,517	404	156	164,970	178,548	135,774	63.2	60.8	74.0	55.6	18,341,214
10	Pacific	148,522	37,975	31,038	29,397	19,871	12,462	8,658	5,360	2,268	1,493	148,767	176,570	120,481	53.8	49.7	67.5	51.5	37,455,428
	NEW ENGLAND:																		
11	Maine	17,327	4,404	3,803	3,433	2,181	1,577	893	560	310	166	22,272	26,674	27,348	44.5	53.1	68.4	56.7	3,792,527
12	New Hampshire	6,987	1,487	1,226	962	803	766	643	492	369	239	9,464	10,324	10,410	42.2	53.5	69.3	50.7	3,804,062
13	Vermont	10,975	3,457	2,766	2,031	1,283	785	375	178	66	34	14,943	18,315	16,588	46.5	55.2	73.6	57.1	1,452,295
14	Massachusetts	14,341	2,640	2,407	1,916	1,755	1,812	1,537	1,241	646	387	18,246	17,684	16,241	45.0	52.0	69.1	50.8	7,584,385
15	Rhode Island	1,732	266	246	281	276	229	172	134	82	46	2,399	2,488	2,382	57.5	55.4	74.9	58.3	838,795
16	Connecticut	11,378	1,853	2,092	1,908	1,461	1,293	957	776	503	535	16,624	13,270	13,275	53.8	51.7	77.2	58.6	7,838,377
	MIDDLE ATLANTIC:																		
17	New York	89,109	15,304	16,036	16,756	15,845	13,573	6,858	3,132	1,110	495	104,663	132,770	128,208	58.2	59.1	83.1	66.4	20,481,621
18	New Jersey	16,913	1,481	1,956	2,423	2,419	2,800	2,483	1,934	940	477	18,707	20,088	19,496	65.5	63.7	79.2	65.8	10,039,965
19	Pennsylvania	121,826	13,523	17,860	23,496	25,901	24,054	11,053	4,252	1,204	483	144,128	155,931	160,415	72.1	75.3	90.4	79.3	28,018,758
	EAST NORTH CENTRAL:																		
20	Ohio	171,782	12,796	22,789	37,172	44,513	39,659	11,881	2,274	498	200	194,127	197,308	205,507	73.5	76.1	90.0	80.1	29,439,980
21	Indiana	143,492	6,748	12,666	28,728	43,533	39,446	9,806	1,905	458	202	165,883	165,048	171,024	77.8	82.6	90.9	83.4	28,946,663
22	Illinois	177,886	6,057	12,918	31,784	56,446	57,533	11,698	1,207	173	70	201,857	200,430	202,077	83.3	87.3	93.4	85.2	31,643,609
23	Michigan	125,554	15,578	21,151	29,514	30,167	21,411	6,137	1,223	254	119	135,995	142,909	147,821	66.9	69.2	84.4	75.2	17,531,398
24	Wisconsin	129,050	12,424	19,378	31,164	36,630	23,248	5,171	832	141	62	148,228	164,458	145,155	69.1	74.2	90.5	76.7	17,564,026
	WEST NORTH CENTRAL:																		
25	Minnesota	145,262	9,857	14,451	23,920	35,574	42,069	17,314	1,842	208	47	156,855	164,941	134,052	73.6	77.2	89.0	75.1	28,301,790
26	Iowa	180,556	4,003	7,655	19,003	43,954	74,370	28,849	2,524	149	49	195,134	202,377	183,892	84.6	87.9	94.2	86.2	43,405,028
27	Missouri	212,315	13,489	23,980	47,344	67,725	49,715	6,868	961	157	76	232,704	233,365	214,119	82.9	83.6	91.2	81.4	31,226,513
28	North Dakota	57,976	4,579	8,361	16,090	18,860	8,785	1,138	150	13	-----	64,198	68,230	53,482	78.4	75.9	87.5	68.8	6,496,383
29	South Dakota	59,453	2,348	4,068	9,584	18,217	19,273	5,542	377	41	3	65,209	73,780	54,790	82.1	78.3	88.7	73.4	10,977,565
30	Nebraska	103,214	2,050	3,635	11,034	29,270	43,683	12,327	1,069	125	21	116,735	118,204	97,071	85.3	87.4	91.3	78.0	22,965,923
31	Kansas	125,609	3,224	6,145	17,837	41,727	46,191	9,568	798	88	31	144,115	149,166	131,285	80.4	82.5	89.8	79.4	23,903,335
	SOUTH ATLANTIC:																		
32	Delaware	7,031	296	890	1,150	1,471	1,493	613	273	232	913	8,095	8,697	8,487	78.2	78.0	89.6	83.7	17,666,460
33	Maryland	32,225	2,302	4,083	7,018	8,214	6,625	2,347	838	353	445	38,059	39,028	37,194	76.5	81.2	90.3	77.6	11,923,718
34	Dist. of Columbia	17	4	1	5	-------	1	3	3 3	-----	-----	36	67	98	26.2	40.4	64.4	48.0	22,050
35	Virginia	144,535	18,815	33,220	43,055	30,449	12,377	3,884	1,523	755	657	185,398	151,634	149,826	82.6	83.7	90.9	80.4	22,116,618
36	West Virginia	74,934	16,517	21,893	20,950	10,898	3,311	767	329	168	101	82,664	73,351	66,697	75.5	78.9	88.6	76.4	6,067,205
37	North Carolina	229,177	41,039	66,272	72,760	35,898	9,493	2,291	909	354	161	246,160	236,555	193,771	82.4	81.8	84.6	71.8	17,412,519
38	South Carolina	117,253	25,991	33,412	32,964	17,976	5,213	1,090	395	139	73	137,844	131,037	125,903	85.2	83.3	83.0	65.3	8,421,655
39	Georgia	185,528	36,114	51,547	56,918	29,675	7,175	1,816	552	288	143	206,771	209,520	214,174	85.0	82.5	82.0	68.9	13,376,439
40	Florida	37,699	10,305	11,052	8,918	4,361	1,534	714	435	218	162	43,084	38,940	28,871	60.6	59.1	66.0	53.5	4,633,284
	EAST SOUTH CENTRAL:																		
41	Kentucky	210,300	22,693	46,495	72,016	53,301	14,115	1,426	201	39	14	229,423	210,277	196,246	83.2	82.4	85.3	72.5	16,941,365
42	Tennessee	207,864	28,823	50,807	72,433	45,155	9,556	877	163	33	17	229,367	212,309	194,909	83.9	83.8	86.4	77.1	14,868,909
43	Alabama	194,683	60,394	59,698	47,992	19,943	5,046	1,158	328	90	34	222,260	219,781	172,067	84.0	81.3	85.4	67.2	10,468,581
44	Mississippi	228,939	70,990	73,608	57,198	21,833	4,332	640	217	80	41	238,832	230,554	165,288	78.6	78.6	73.7	60.7	11,338,161
	WEST SOUTH CENTRAL:																		
45	Arkansas	177,860	41,528	50,140	50,468	26,267	6,247	1,445	858	585	322	204,555	193,116	148,008	82.1	80.8	79.7	63.6	14,634,191
46	Louisiana	124,227	28,150	35,934	36,025	19,079	4,390	514	94	25	16	134,932	127,403	73,440	82.8	79.3	78.9	54.2	7,627,157
47	Oklahoma	149,062	15,898	24,271	39,174	42,008	23,268	3,938	409	63	33	169,205	177,196	129,767	83.0	79.3	86.9	67.6	16,946,645
48	Texas	336,358	48,075	67,595	97,883	82,424	33,018	5,622	1,043	343	355	371,854	400,867	282,563	80.5	74.2	80.9	64.8	36,103,068
	MOUNTAIN:																		
49	Montana	29,258	3,238	4,681	8,339	8,337	3,739	742	142	30	10	33,881	36,394	33,782	70.0	67.0	76.6	58.8	3,303,110
50	Idaho	29,028	4,522	5,271	7,879	6,855	3,397	1,025	231	38	10	28,056	32,076	24,940	66.5	62.2	77.0	59.2	3,320,404
51	Wyoming	10,706	1,464	1,701	2,705	2,861	1,539	344	77	12	3	11,990	12,501	8,890	71.3	68.6	78.1	56.5	1,259,621
52	Colorado	37,218	4,581	5,186	8,544	10,015	6,702	1,704	365	88	33	44,192	48,377	38,004	72.4	69.4	80.7	63.4	5,210,207
53	New Mexico	19,882	7,796	3,833	3,571	2,811	1,283	311	50	19	8	22,317	21,103	11,217	57.7	53.9	67.2	37.6	1,425,249
54	Arizona	6,377	1,748	1,382	1,343	946	533	249	111	37	28	8,809	7,585	4,274	34.5	46.8	53.5	42.8	886,607
55	Utah	12,763	3,579	2,723	2,021	1,421	1,293	1,005	497	165	59	13,313	17,869	13,056	50.2	43.4	65.8	50.9	2,559,031
56	Nevada	2,479	596	567	536	347	250	119	44	15	5	2,412	2,643	1,611	69.4	65.3	76.8	50.9	376,985
	PACIFIC:																		
57	Washington	48,841	12,664	10,235	10,015	7,004	4,304	2,821	1,293	374	131	47,103	52,126	39,710	59.8	55.8	73.5	59.9	7,879,774
58	Oregon	38,036	10,731	8,172	7,969	5,462	3,306	1,514	630	182	70	37,562	42,651	30,135	61.5	57.9	77.3	60.0	4,825,192
59	California	61,645	14,580	12,631	11,413	7,405	4,852	4,323	3,437	1,712	1,292	64,102	81,793	50,636	46.5	42.6	60.3	43.0	24,750,462

[1] Includes estimates for incomplete reports.
[2] Number of chickens raised not secured for 1899; figure given for value represents all poultry raised.
[3] Includes reports for succeeding groups in which there were fewer than 3 farms reporting.

AND 1899; WITH FARMS REPORTING FOR 1939 CLASSIFIED BY NUMBER OF CHICKENS RAISED; BY DIVISIONS AND STATES

NUMBER OF CHICKENS RAISED—Continued									VALUE OF CHICKENS RAISED (DOLLARS)									
					Average per farm reporting								Average per chicken			Average per farm reporting		
1934	1929	1924 [1]	1919 [1]	1909 [1]	1939	1934	1929	1919	1939	1934	1929	1899 [2]	1939	1934	1929	1939	1934	1929
598,867,134	673,092,052	545,848,035	473,200,699	460,611,201	141	115	127	103	359,107,379	305,714,262	581,110,136	136,830,152	0.54	0.51	0.86	77	59	110
18,721,002	16,501,795	13,429,439	8,376,100	10,756,947	403	223	186	97	20,976,465	16,196,371	24,588,964	5,045,951	0.83	0.87	1.49	334	193	277
48,652,005	53,153,036	39,778,894	31,059,165	34,070,656	257	182	172	101	46,042,641	36,902,827	63,705,697	15,578,488	0.79	0.76	1.20	202	138	206
124,479,504	137,853,366	113,867,391	99,251,552	98,895,698	165	147	158	114	74,591,312	68,089,849	128,324,078	36,277,973	0.61	0.55	0.93	100	80	147
168,823,511	198,437,816	158,864,101	126,762,874	118,998,060	189	173	196	146	75,630,713	71,192,826	152,764,171	33,550,148	0.45	0.42	0.77	86	73	151
73,479,747	70,948,486	66,752,054	65,374,047	65,058,950	123	79	80	79	54,848,717	41,188,947	80,083,222	15,553,805	0.54	0.56	0.85	66	44	68
55,346,029	54,740,735	51,103,093	61,071,455	55,683,712	64	61	63	70	24,208,744	23,662,904	39,491,123	13,903,633	0.45	0.42	0.72	29	25	45
61,246,883	78,047,869	60,998,189	57,328,795	54,701,253	96	70	87	90	30,229,361	23,312,147	53,774,401	10,866,416	0.40	0.38	0.69	38	26	60
17,384,209	21,087,983	15,537,395	13,037,295	8,431,522	124	105	118	96	9,592,815	7,630,848	16,125,169	1,886,693	0.52	0.44	0.76	65	46	90
29,774,244	42,320,966	25,507,479	20,939,416	14,014,403	252	200	240	174	22,986,611	17,557,543	42,253,313	4,167,045	0.61	0.59	1.00	155	118	239
3,082,961	3,238,007	2,837,654	1,908,486	2,554,902	219	138	121	70	3,474,866	2,466,369	4,426,176	955,468	0.92	0.80	1.37	201	111	166
5,158,478	2,679,070	2,441,812	1,071,014	1,382,577	544	334	259	103	3,246,861	2,526,782	4,060,137	610,696	0.85	0.80	1.52	465	267	395
1,225,248	1,377,589	1,339,275	1,015,742	1,246,613	132	82	75	61	1,275,156	906,684	1,826,467	689,109	0.88	0.74	1.33	116	61	100
6,038,169	5,087,789	3,631,388	2,401,088	3,054,934	527	331	288	148	6,429,726	5,373,970	8,035,006	1,407,681	0.85	0.89	1.58	448	295	454
655,445	608,479	519,211	433,668	569,809	484	273	245	182	712,976	589,900	973,567	398,790	0.85	0.90	1.60	412	246	391
4,560,701	3,510,861	2,670,099	1,546,142	1,968,112	689	274	265	116	5,037,080	4,332,666	5,244,611	984,207	0.74	0.95	1.49	513	261	395
17,222,020	19,518,198	14,940,905	11,872,644	13,393,599	230	165	147	93	15,370,401	13,433,176	22,856,895	6,161,429	0.75	0.78	1.17	172	128	172
7,812,003	7,994,678	5,491,704	3,522,776	4,328,628	594	418	398	181	8,434,087	7,187,043	11,263,383	2,265,816	0.84	0.92	1.41	499	384	561
23,597,982	25,640,160	19,346,285	15,663,745	16,348,429	230	164	164	98	22,238,153	18,282,608	29,585,419	7,151,243	0.79	0.69	1.15	183	113	190
29,473,010	32,574,582	26,937,309	22,458,227	22,776,881	171	152	165	109	18,921,792	16,799,616	31,335,206	8,847,009	0.64	0.57	0.96	110	87	159
26,721,283	29,047,735	25,256,884	22,618,296	22,098,966	188	161	176	132	15,697,750	14,162,280	26,872,692	8,172,993	0.58	0.53	0.93	109	85	163
33,400,659	38,125,130	32,203,811	29,893,565	31,058,772	178	165	190	148	18,455,130	17,034,336	34,975,016	11,307,599	0.58	0.51	0.92	104	84	174
15,942,306	18,146,102	15,275,548	12,441,555	12,529,844	140	117	127	84	11,431,163	9,087,114	17,585,496	4,551,945	0.65	0.57	0.97	91	67	123
18,942,246	19,959,817	14,193,839	11,839,909	10,431,235	136	128	121	82	10,085,477	10,986,503	17,555,666	3,398,427	0.57	0.58	0.88	78	74	107
24,577,513	26,978,770	20,352,255	15,062,386	11,412,001	195	157	164	112	12,842,369	10,322,555	20,764,872	2,927,717	0.45	0.42	0.77	88	66	126
42,392,694	48,216,339	38,184,909	31,076,091	28,970,482	240	217	238	169	21,572,574	20,772,420	40,251,568	9,491,819	0.50	0.49	0.83	119	106	199
33,294,155	40,783,071	34,596,179	29,363,102	30,413,289	147	143	175	137	13,305,687	13,983,545	31,995,879	9,525,252	0.43	0.42	0.78	63	60	137
5,693,229	8,176,575	5,721,854	5,324,137	3,829,177	112	89	120	100	2,880,772	2,106,495	5,293,022	594,751	0.44	0.37	0.65	50	33	78
9,086,537	14,658,577	10,607,376	7,637,808	5,802,869	185	139	199	139	5,060,533	3,452,884	10,621,645	1,020,382	0.46	0.38	0.72	85	53	144
24,744,895	25,974,163	20,310,433	15,796,750	14,724,281	222	212	220	163	9,960,155	10,392,856	19,492,070	3,499,044	0.43	0.42	0.75	97	89	165
29,034,488	35,650,321	29,091,095	22,502,600	23,845,961	190	201	226	171	10,008,623	10,162,071	24,345,115	6,491,183	0.42	0.35	0.72	80	71	163
6,174,234	3,413,677	1,582,186	1,204,793	1,401,446	2,513	763	393	142	9,111,894	4,630,676	3,532,162	596,391	0.52	0.75	1.03	1,296	572	406
7,030,654	7,422,461	6,025,180	5,257,655	5,419,957	370	195	190	141	7,244,154	4,921,458	7,558,831	2,077,490	0.61	0.70	1.02	225	136	194
15,999	20,720	10,192	14,103	13,850	1,297	444	309	144	14,553	11,199	21,549	5,480	0.86	0.70	1.04	856	311	322
16,517,441	18,728,622	15,692,037	14,227,483	15,182,753	153	100	110	95	11,740,475	9,084,593	14,241,186	3,744,654	0.53	0.55	0.85	81	55	94
5,354,727	5,503,780	5,305,124	4,873,287	5,204,967	81	65	75	73	3,795,900	2,523,816	4,927,597	1,843,752	0.62	0.49	0.90	51	32	67
16,180,272	14,726,721	15,057,400	14,047,006	13,765,827	76	68	62	72	9,635,116	8,575,544	12,017,585	2,689,970	0.55	0.53	0.82	42	35	51
7,457,438	7,447,403	7,829,998	9,015,952	8,062,383	72	54	57	72	4,588,486	4,090,591	5,769,304	1,539,755	0.54	0.55	0.77	39	30	44
11,529,809	12,263,708	12,283,568	14,588,012	13,706,397	73	56	59	68	6,038,023	5,534,304	8,888,138	2,481,610	0.45	0.48	0.72	33	27	42
3,239,182	3,421,394	2,766,369	2,145,756	2,301,370	123	75	88	74	2,680,116	1,716,766	3,126,870	574,703	0.58	0.53	0.91	71	40	80
18,500,981	17,356,111	16,445,420	15,506,845	17,572,773	81	81	83	79	8,062,193	7,770,404	12,946,975	4,970,063	0.48	0.42	0.75	38	34	62
16,730,515	15,938,501	16,148,484	15,554,496	15,865,254	72	73	75	80	6,519,838	7,026,752	11,604,936	4,282,740	0.44	0.42	0.73	31	31	55
10,435,956	10,733,979	9,527,321	10,179,698	11,382,815	54	47	49	59	4,589,359	4,487,461	7,478,839	2,263,346	0.44	0.43	0.70	24	20	34
10,678,797	10,712,144	8,981,868	9,850,416	10,862,870	50	45	46	59	5,037,354	4,378,307	7,460,373	2,387,484	0.44	0.41	0.70	22	18	32
10,772,391	11,201,907	9,869,364	9,111,223	9,673,858	82	53	58	62	5,893,046	3,447,165	7,936,062	2,179,634	0.40	0.32	0.71	33	17	41
8,486,533	7,279,168	5,433,938	5,570,587	5,830,049	61	48	57	76	3,787,862	2,594,613	5,361,350	1,425,116	0.49	0.40	0.74	30	19	42
16,240,721	23,291,731	19,670,036	16,817,261	15,336,955	114	96	131	130	6,542,098	6,171,474	16,181,983	1,950,304	0.37	0.38	0.69	43	36	91
27,747,238	36,275,063	26,024,551	25,829,724	23,860,411	107	75	90	91	14,226,355	11,098,895	24,295,056	5,311,362	0.39	0.40	0.67	42	30	61
2,984,794	3,663,884	3,057,280	3,226,538	1,366,835	113	88	101	96	1,899,278	1,283,461	2,625,455	598,487	0.57	0.43	0.72	65	38	72
2,729,148	3,370,662	2,539,708	2,250,489	1,588,794	114	97	105	90	1,781,250	1,173,554	2,800,458	282,468	0.54	0.43	0.77	61	42	81
1,113,915	1,238,343	1,121,118	893,857	494,768	118	93	101	101	680,088	501,262	928,192	79,488	0.54	0.45	0.74	64	42	74
5,574,317	6,333,339	5,005,977	3,880,673	2,585,132	140	126	131	102	2,488,577	2,341,213	4,768,549	587,536	0.48	0.42	0.75	67	53	99
1,280,605	1,485,609	1,122,742	920,979	893,831	72	57	70	82	663,929	525,048	1,099,186	90,152	0.47	0.41	0.74	34	24	52
785,629	997,006	755,853	569,325	374,241	139	89	131	133	609,710	510,659	879,730	114,884	0.69	0.65	0.88	96	58	116
2,598,885	3,559,809	1,644,286	1,107,446	946,647	201	195	198	85	1,224,943	1,117,521	2,799,106	262,503	0.48	0.43	0.76	96	84	157
296,916	439,351	280,451	187,788	181,274	152	123	166	117	245,040	178,150	424,493	71,175	0.65	0.60	0.97	99	74	161
7,704,282	11,063,096	7,059,059	4,860,217	3,610,589	161	164	212	122	4,415,175	4,237,355	10,100,868	848,291	0.56	0.55	0.91	90	90	194
3,910,550	4,613,073	4,065,559	3,150,155	2,554,583	127	104	108	105	2,900,278	2,424,541	4,228,418	826,587	0.60	0.62	0.92	76	65	99
18,159,412	26,644,797	14,382,861	12,929,044	7,849,251	401	283	326	255	15,871,158	10,895,647	27,924,027	2,492,067	0.63	0.60	1.05	254	170	341

TABLE 9.—CHICKENS SOLD—FARMS REPORTING, NUMBER, AND VALUE, 1939, 1929, AND 1919; AND PERCENT DISTRIBUTION

	DIVISION AND STATE	CHICKENS SOLD														
		Farms reporting						Number						Value (dollars)		
		1939	1929	1919	Ratio to farms reporting chickens raised (percent)			1939	1929	1919	Ratio to chickens raised (percent)			1939	1929	1919
					1939	1929	1919				1939	1929	1919			
1	United States	2,519,076	3,129,715	2,698,211	53.9	59.1	58.9	300,498,016	284,625,901	140,811,045	45.5	42.3	29.8	170,696,224	262,516,035	119,722,603
	GEOGRAPHIC DIVISIONS:															
2	New England	31,991	47,004	53,882	51.0	53.0	62.5	18,129,492	9,181,305	3,177,497	71.7	55.6	37.9	14,892,100	13,849,282	4,006,975
3	Middle Atlantic	144,019	196,593	217,091	65.2	63.7	70.5	34,522,198	26,847,511	12,240,154	59.0	50.5	39.4	27,192,271	32,822,682	13,455,574
4	East North Central	505,312	641,484	674,774	67.6	73.7	77.4	55,819,119	65,922,415	38,988,942	45.3	47.8	39.5	33,955,324	65,047,293	35,616,945
5	West North Central	645,346	776,137	621,624	73.0	76.8	71.6	64,423,085	83,589,800	40,711,378	38.5	42.1	32.1	29,321,385	67,501,333	33,761,568
6	South Atlantic	360,556	483,770	409,265	45.6	54.4	49.6	57,536,069	28,325,496	15,366,383	58.6	39.9	23.5	30,859,172	28,142,380	11,660,488
7	East South Central	397,058	443,574	366,088	47.2	50.8	50.3	16,242,912	18,196,055	11,491,779	30.3	33.2	22.5	7,323,685	14,572,306	7,881,340
8	West South Central	327,521	395,589	246,317	41.6	44.0	38.9	25,977,487	24,342,770	9,459,382	34.5	31.2	18.5	10,489,384	17,851,872	6,548,319
9	Mountain	55,082	71,692	48,764	37.3	40.2	35.9	6,112,463	7,309,665	2,626,550	33.3	34.7	20.1	3,226,611	5,838,215	2,007,829
10	Pacific	52,193	73,872	60,406	35.1	41.8	50.1	21,735,191	20,910,884	6,748,980	58.0	49.4	32.2	13,436,312	20,890,672	4,783,567
	NEW ENGLAND:															
11	Maine	8,777	14,457	17,676	50.7	54.2	64.6	2,522,546	1,845,441	736,742	66.5	57.0	38.6	2,304,057	2,614,373	907,087
12	New Hampshire	4,082	5,557	6,548	58.4	53.8	62.9	2,849,705	1,679,926	432,771	74.9	62.7	40.4	2,451,904	2,574,922	538,007
13	Vermont	4,573	8,644	10,318	41.7	47.2	62.2	880,951	660,994	356,730	60.7	48.0	33.2	773,282	894,985	429,924
14	Massachusetts	7,997	9,837	9,893	55.8	55.6	60.9	5,252,492	2,829,459	996,275	69.4	55.6	41.5	4,464,618	4,460,089	1,218,653
15	Rhode Island	1,015	1,372	1,607	58.6	55.1	67.5	550,077	318,380	142,632	65.6	52.3	32.9	467,565	525,327	199,605
16	Connecticut	5,547	7,137	7,840	48.8	53.8	59.1	6,073,721	1,847,105	532,347	77.5	52.6	34.4	4,450,674	2,779,586	713,699
	MIDDLE ATLANTIC:															
17	New York	48,555	71,736	76,508	54.5	54.0	59.7	12,176,942	9,194,145	4,105,159	59.5	47.1	34.6	9,180,265	10,606,501	4,087,469
18	New Jersey	10,886	13,089	14,018	64.4	65.2	71.9	6,226,594	4,343,236	1,377,285	62.0	54.3	39.1	5,228,832	6,263,356	1,940,871
19	Pennsylvania	84,578	111,768	126,565	69.4	71.7	78.9	16,118,682	13,310,130	6,757,710	57.5	51.9	43.1	12,783,174	15,952,825	7,447,234
	EAST NORTH CENTRAL:															
20	Ohio	115,743	147,209	164,607	67.4	74.6	80.1	14,394,823	16,399,709	9,196,928	48.9	50.3	41.0	9,248,586	16,247,642	8,668,429
21	Indiana	103,168	127,786	142,386	71.9	77.4	83.3	12,975,800	14,088,357	8,519,282	48.2	48.5	37.7	7,594,801	13,427,395	7,665,513
22	Illinois	137,095	167,136	173,671	77.1	83.4	85.9	13,450,009	18,405,007	12,482,811	42.5	48.3	41.8	7,879,904	17,408,321	11,477,038
23	Michigan	73,063	90,474	102,895	58.2	63.3	69.6	7,886,798	8,723,917	4,783,178	45.0	48.1	38.4	5,139,459	8,574,822	4,384,995
24	Wisconsin	76,243	108,879	91,215	59.1	66.2	62.8	7,111,689	8,305,425	4,006,745	40.5	41.6	33.8	4,092,594	7,389,113	3,420,970
	WEST NORTH CENTRAL:															
25	Minnesota	104,945	124,897	92,269	72.2	75.7	68.8	12,196,458	11,984,788	5,022,749	43.1	44.4	33.3	5,529,755	9,488,586	3,975,196
26	Iowa	154,138	175,833	157,558	85.4	86.9	85.7	18,851,478	22,102,098	12,399,082	43.4	45.8	39.9	9,378,207	19,428,275	11,160,695
27	Missouri	145,860	181,335	169,323	68.7	77.7	79.1	11,991,874	18,217,672	10,400,818	38.4	44.7	35.4	5,107,732	14,835,467	8,499,119
28	North Dakota	28,898	36,949	17,331	49.8	54.2	32.4	1,807,838	2,682,284	846,410	27.8	32.6	15.9	807,119	1,828,101	552,426
29	South Dakota	43,194	54,838	29,598	72.7	74.3	54.0	4,017,012	5,864,365	1,846,268	36.6	40.0	24.2	1,859,002	4,458,262	1,477,500
30	Nebraska	81,793	90,720	65,130	79.2	76.7	67.1	8,130,491	9,942,134	4,090,398	35.4	38.3	25.9	3,527,885	7,750,911	3,333,801
31	Kansas	86,518	111,565	90,415	68.9	74.8	68.9	7,427,934	12,816,459	6,105,653	31.1	38.1	27.1	3,111,685	9,711,751	4,762,831
	SOUTH ATLANTIC:															
32	Delaware	4,879	6,573	6,596	69.4	75.6	77.7	16,615,137	2,070,702	434,970	94.0	60.7	36.1	8,492,849	2,235,324	440,763
33	Maryland	19,120	27,655	27,099	59.3	70.9	72.9	8,449,787	3,563,273	1,618,774	70.9	48.0	30.8	4,952,348	3,773,843	1,541,531
34	Dist. of Columbia	12	29	38	70.6	43.3	38.8	16,615	6,828	3,228	75.4	33.0	22.9	10,966	7,443	3,831
35	Virginia	81,055	104,972	100,638	56.1	69.2	67.2	13,492,384	7,647,829	4,700,495	61.0	45.7	33.0	7,132,704	6,951,401	3,467,581
36	West Virginia	39,058	47,788	50,779	52.1	65.1	76.1	3,036,293	2,442,994	1,772,170	49.9	44.4	36.4	1,852,936	2,317,664	1,512,954
37	North Carolina	98,036	122,003	98,753	42.8	51.6	51.0	6,441,428	5,028,410	3,150,011	37.0	34.1	22.4	3,540,123	4,398,881	2,146,195
38	South Carolina	33,628	58,945	37,240	28.7	45.0	29.6	2,443,019	2,201,443	1,113,236	29.0	29.6	12.3	1,331,997	1,863,588	765,521
39	Georgia	68,230	95,417	70,916	37.2	45.5	33.1	4,279,698	3,753,969	1,957,384	32.0	30.6	13.4	1,917,468	2,982,006	1,252,220
40	Florida	16,539	20,388	17,206	43.9	52.4	59.6	2,761,708	1,610,048	618,117	59.6	47.1	28.7	1,627,781	1,612,230	529,890
	EAST SOUTH CENTRAL:															
41	Kentucky	121,869	128,642	115,617	58.0	61.2	58.9	5,281,874	5,963,152	3,713,172	31.2	34.4	23.9	2,488,609	4,899,940	2,625,124
42	Tennessee	135,764	143,328	124,569	65.3	67.5	63.9	5,324,989	6,436,509	4,429,422	35.8	40.4	28.5	2,335,956	5,161,471	3,167,433
43	Alabama	74,126	95,830	69,472	38.1	43.6	40.4	3,078,028	3,113,015	1,847,273	29.4	29.0	18.1	1,348,513	2,432,972	1,153,163
44	Mississippi	65,297	75,774	56,430	28.5	32.9	34.1	2,558,021	2,683,399	1,501,912	22.6	25.1	15.3	1,150,587	2,077,923	935,620
	WEST SOUTH CENTRAL:															
45	Arkansas	76,670	83,645	61,434	43.1	43.3	41.5	6,913,177	3,751,931	1,815,467	47.2	33.5	19.9	2,930,803	2,826,852	1,225,772
46	Louisiana	35,658	35,794	16,540	28.7	28.1	22.5	1,388,768	1,524,352	474,844	18.2	20.9	8.5	682,080	1,209,036	322,241
47	Oklahoma	76,411	102,094	65,955	51.3	57.8	50.8	4,879,549	8,359,520	3,339,680	28.8	35.9	19.9	1,828,232	6,095,029	2,433,170
48	Texas	138,782	174,056	102,388	41.3	43.4	36.2	12,795,993	10,706,967	3,829,391	35.4	29.5	14.8	5,048,269	7,720,955	2,567,136
	MOUNTAIN:															
49	Montana	10,840	14,876	11,693	37.0	40.9	34.8	893,003	1,023,471	604,435	27.0	27.9	18.7	522,229	781,132	424,342
50	Idaho	10,797	12,902	9,943	37.2	40.2	39.9	1,018,797	1,124,225	448,811	30.7	33.4	19.9	548,205	898,247	326,273
51	Wyoming	4,295	4,550	3,191	40.1	36.4	35.9	380,901	354,409	154,179	30.2	28.2	17.2	205,404	285,836	125,705
52	Colorado	16,942	23,003	15,509	45.5	47.5	40.8	1,692,797	2,226,813	784,711	32.5	35.2	20.2	810,635	1,773,064	635,954
53	New Mexico	4,971	5,534	3,994	25.3	26.2	35.6	417,980	408,588	154,123	29.3	27.5	16.7	194,577	322,159	129,420
54	Arizona	2,533	3,029	2,323	39.7	39.9	54.4	460,100	438,356	147,519	51.9	44.0	25.9	317,502	402,284	151,781
55	Utah	3,891	6,655	1,288	30.5	37.2	9.9	1,059,996	1,532,712	275,650	41.4	43.3	24.9	505,279	1,184,048	188,236
56	Nevada	813	1,143	823	32.8	43.2	51.1	188,889	201,091	57,122	50.1	45.8	30.4	122,780	191,445	46,118
	PACIFIC:															
57	Washington	17,031	23,904	18,491	34.9	45.9	46.6	3,653,397	5,200,323	1,482,355	46.4	47.0	30.5	2,046,622	4,483,686	1,141,058
58	Oregon	13,384	17,704	16,192	35.2	41.5	53.7	2,191,232	1,849,986	909,249	45.4	40.1	28.9	1,318,800	1,707,802	733,950
59	California	21,778	32,264	25,723	35.3	39.4	50.8	15,890,562	13,860,595	4,357,376	64.2	52.0	33.7	10,070,890	14,699,184	2,908,559

[1] Less than one-tenth of 1 percent.
[2] Includes reports for succeeding groups in which there were less than 3 farms reporting.

OF FARMS REPORTING CHICKENS RAISED AND TURKEYS RAISED BY NUMBERS RAISED, 1939; BY DIVISIONS AND STATES

CHICKENS SOLD—Continued						FARMS REPORTING CHICKENS RAISED, 1939									FARMS REPORTING TURKEYS RAISED, 1939								
Value (dollars)—Continued							Percent distribution of farms reporting by number raised									Percent distribution of farms reporting by number raised								
Average per chicken sold			Average per farm reporting			Total farms reporting	Under 25	25 to 49	50 to 99	100 to 199	200 to 399	400 to 799	800 to 1,599	1,600 to 3,199	3,200 and over	Total farms reporting	Under 50	50 to 99	100 to 199	200 to 399	400 to 799	800 to 1,599	1,600 to 3,199	3,200 and over	
1939	1929	1919	1939	1929	1919																			
0.57	0.92	0.85	68	84	44	4,674,462	14.4	19.1	24.3	21.8	14.8	4.2	0.9	0.3	0.2	389,352	71.4	16.4	7.3	2.8	1.1	0.7	0.4	0.2	1
0.82	1.51	1.26	466	295	74	62,740	22.5	20.0	16.8	12.4	10.3	7.3	5.4	3.1	2.2	2,423	58.6	12.3	10.4	7.9	5.1	3.5	1.5	0.6	2
0.79	1.22	1.10	189	167	62	227,848	13.3	15.7	18.7	19.4	17.7	9.0	4.1	1.4	0.8	11,076	69.2	12.4	8.5	5.1	2.8	1.2	0.7	0.2	3
0.61	0.96	0.91	87	98	53	747,784	7.2	11.9	21.2	28.3	24.2	6.0	1.0	0.2	0.1	29,174	77.8	10.3	5.5	3.1	1.8	0.9	0.4	0.2	4
0.48	0.81	0.83	45	87	54	884,385	4.5	7.7	16.4	28.9	32.1	9.5	0.9	0.1	(1)	132,086	87.0	19.3	8.5	2.9	1.2	0.6	0.3	0.2	5
0.54	0.92	0.76	88	54	28	826,399	18.3	26.8	29.5	16.8	5.7	1.6	0.6	0.3	0.3	41,842	83.5	10.2	3.7	1.4	0.6	0.4	0.2	0.1	6
0.45	0.80	0.69	18	33	22	841,786	21.7	27.4	29.7	16.7	3.9	0.5	0.1	(1)	(1)	25,668	92.7	5.5	1.3	0.3	0.1	(1)	(1)	(1)	7
0.40	0.73	0.69	32	45	27	787,507	17.0	22.6	28.4	21.6	8.5	1.5	0.3	0.1	0.1	108,802	68.0	20.9	8.8	1.9	0.3	0.1	(1)	(1)	8
0.53	0.80	0.76	59	81	41	147,511	18.7	17.2	23.5	22.8	12.7	3.7	1.0	0.3	0.1	22,928	70.3	14.9	7.1	3.4	1.8	1.2	0.9	0.4	9
0.62	1.00	0.71	257	283	79	148,522	25.6	20.9	19.8	13.4	8.4	5.8	3.6	1.5	1.0	15,353	58.4	11.1	7.9	6.4	5.9	5.3	3.1	1.9	10
0.91	1.42	1.23	263	181	51	17,327	25.4	21.9	19.8	12.6	9.1	5.2	3.2	1.8	1.0	382	69.4	9.9	11.3	4.5	2.1	2.1	0.8		11
0.85	1.53	1.24	596	463	82	6,987	21.3	17.5	13.8	11.5	11.0	9.2	7.0	5.3	3.4	254	60.6	10.6	9.4	8.3	7.1	2.4	1.6		12
0.88	1.35	1.28	169	104	42	10,975	31.5	25.2	18.5	11.7	7.2	3.4	1.6	0.6	0.3	388	61.9	12.1	8.8	6.4	4.4	3.6	2.8		13
0.85	1.58	1.22	558	453	123	14,341	18.4	16.8	13.4	12.2	12.6	10.7	8.7	4.5	2.7	732	48.6	12.4	12.0	10.2	7.8	5.6	3.3		14
0.85	1.65	1.40	461	383	124	1,732	15.4	14.2	16.2	15.9	13.2	9.9	7.7	4.7	2.7	117	58.1	17.9	8.5	7.7	5.1	[2] 2.6	—		15
0.73	1.50	1.34	802	389	91	11,378	16.3	18.4	16.8	12.8	11.4	8.4	6.8	4.4	4.7	550	61.5	13.3	9.6	8.2	3.3	2.9	1.3		16
0.75	1.15	0.99	189	148	53	89,109	17.2	18.0	18.8	17.8	15.2	7.7	3.5	1.2	0.6	2,946	66.1	13.5	9.7	5.5	2.9	1.3	0.9		17
0.84	1.44	1.41	480	479	138	16,913	8.8	11.6	14.3	14.3	16.6	14.7	11.4	5.6	2.8	932	58.6	14.2	10.6	8.5	5.2	1.8	1.2		18
0.79	1.20	1.10	151	143	59	121,826	11.1	14.7	19.3	21.3	19.7	9.1	3.5	1.0	0.4	7,198	71.9	11.7	7.7	4.5	2.5	1.0	0.7		19
0.64	0.99	0.94	80	110	53	171,782	7.4	13.3	21.6	25.9	23.1	6.9	1.3	0.3	0.1	6,775	73.1	11.2	7.1	4.1	2.5	1.4	0.7		20
0.59	0.95	0.90	74	105	54	143,492	4.7	8.8	20.0	30.3	27.5	6.8	1.3	0.3	0.1	4,243	78.6	9.8	5.0	3.2	1.8	1.0	0.7		21
0.59	0.95	0.92	57	104	66	177,886	3.4	7.3	17.9	31.7	32.3	6.6	0.7	0.1	(1)	7,055	80.6	10.5	4.7	2.1	1.1	0.5	0.5		22
0.65	0.98	0.92	70	95	43	125,554	12.4	16.8	23.5	24.0	17.1	4.9	1.0	0.2	0.1	7,110	80.0	9.8	5.1	2.7	1.4	0.7	0.3		23
0.58	0.89	0.85	54	68	38	129,050	9.6	15.0	24.1	28.4	18.0	4.0	0.6	0.1	(1)	3,991	76.4	10.1	5.4	3.5	2.6	1.2	0.8		24
0.45	0.79	0.79	53	76	43	145,262	6.8	9.9	16.5	24.5	29.0	11.9	1.3	0.1	(1)	16,847	61.4	15.9	9.0	5.6	3.7	2.6	1.7		25
0.50	0.88	0.90	61	110	71	180,556	2.2	4.2	10.5	24.3	41.2	16.0	1.4	0.1	(1)	5,274	72.0	9.0	5.3	3.3	2.4	3.0	5.0		26
0.43	0.81	0.82	35	82	50	212,315	6.4	11.3	22.3	31.9	23.4	4.2	0.5	0.1	(1)	24,407	69.8	18.7	8.4	2.3	0.5	0.2	0.1		27
0.45	0.69	0.65	28	49	32	57,976	7.9	14.4	27.8	32.5	15.2	2.0	0.3	(1)	-----	29,798	69.2	21.2	7.2	1.7	0.5	0.1	(1)		28
0.46	0.76	0.80	43	81	50	59,453	3.9	6.8	16.1	30.6	32.4	9.3	0.6	0.1	(1)	20,805	62.8	23.9	9.9	2.5	0.6	0.2	(1)		29
0.43	0.78	0.82	45	85	51	103,214	2.0	3.5	10.7	28.4	42.3	11.9	1.0	0.1	(1)	11,662	66.0	18.1	9.2	3.8	1.7	0.7	0.4		30
0.42	0.76	0.78	36	87	53	125,609	2.6	4.9	14.2	33.2	36.8	7.6	0.6	0.1	(1)	23,293	68.3	18.8	8.8	2.9	0.8	0.2	0.1		31
0.51	1.08	1.01	1,741	340	67	7,031	4.2	8.4	16.4	20.9	21.2	8.7	3.9	3.3	13.0	1,378	69.7	16.3	9.6	2.7	0.9	0.4	0.4		32
0.59	1.06	0.95	259	136	57	32,225	7.1	12.7	21.8	25.5	20.6	7.3	2.6	1.1	1.4	5,849	71.9	16.7	6.9	2.7	1.0	0.6	0.2		33
0.66	1.09	1.19	914	257	101	17	23.5	5.9	29.4	----	5.9	17.6	[2] 17.6	-----	-----	2	100.0	-----	-----	-----	-----	-----	-----		34
0.53	0.91	0.74	88	66	34	144,535	13.0	23.0	29.8	21.1	8.6	2.5	1.1	0.5	0.5	12,071	80.3	11.6	4.3	1.9	0.9	0.6	0.5		35
0.61	0.95	0.85	47	48	30	74,934	22.0	29.2	28.0	14.5	4.4	1.0	0.4	0.2	0.1	4,498	85.9	9.0	3.1	1.0	0.6	0.3	0.2		36
0.55	0.87	0.68	36	36	22	229,177	17.9	28.9	31.7	15.7	4.1	1.0	0.4	0.2	0.1	7,173	86.8	10.0	2.2	0.6	0.2	0.1	(1)		37
0.55	0.85	0.69	40	32	21	117,253	22.2	28.5	28.1	15.3	4.4	0.9	0.3	0.1	0.1	4,234	93.6	3.2	1.3	0.9	0.4	0.4	0.1		38
0.45	0.79	0.64	28	31	18	183,528	19.7	28.0	31.0	16.2	3.9	0.7	0.3	0.2	0.1	4,228	95.2	3.2	0.8	0.4	0.2	[2] 0.1	—		39
0.59	1.00	0.86	98	79	31	37,699	27.3	29.3	23.7	11.6	4.1	1.9	1.2	0.6	0.4	2,409	82.2	12.0	4.4	0.8	0.3	[2] 0.2	—		40
0.47	0.82	0.71	20	38	23	210,300	10.8	22.1	34.2	25.3	6.7	0.7	0.1	(1)	(1)	8,575	89.9	7.5	1.9	0.4	0.2	(1)	0.1		41
0.44	0.80	0.72	17	36	25	207,864	13.9	24.4	34.8	21.7	4.8	0.4	0.1	(1)	(1)	6,541	90.9	7.4	1.3	0.3	[2] 0.1	———	—		42
0.44	0.78	0.62	18	25	17	194,683	31.0	30.7	24.7	10.2	2.6	0.6	0.2	(1)	(1)	5,594	96.4	2.4	0.7	0.3	0.1	(1)	—		43
0.45	0.77	0.62	18	27	17	228,939	31.0	32.2	25.0	9.5	1.9	0.3	0.1	(1)	(1)	4,958	95.8	2.8	0.9	0.3	0.1	(1)	—		44
0.42	0.75	0.68	38	34	20	177,860	23.3	28.2	28.4	14.8	3.5	0.8	0.5	0.3	0.2	3,126	92.3	5.2	1.5	0.5	0.4	[2] 0.1	—		45
0.49	0.79	0.68	19	34	19	124,227	22.7	28.9	29.0	15.4	3.5	0.4	0.1	(1)	(1)	3,102	94.9	3.3	1.4	0.5	———	———	—		46
0.37	0.73	0.73	24	60	37	149,062	10.7	16.3	26.3	28.2	15.6	2.6	0.3	(1)	(1)	30,880	67.5	21.2	8.9	2.0	0.4	0.1	(1)		47
0.39	0.72	0.67	36	44	25	336,358	14.3	20.1	29.1	24.5	9.8	1.7	0.3	0.1	0.1	71,694	66.0	22.2	9.4	2.1	0.3	0.1	(1)		48
0.58	0.76	0.70	48	58	36	29,258	11.1	16.0	28.5	28.5	12.8	2.5	0.5	0.1	(1)	5,514	76.6	14.5	6.1	1.9	0.8	[2] 0.2	—		49
0.54	0.80	0.73	51	70	33	29,028	15.6	18.2	26.5	23.6	11.7	3.5	0.8	0.1	(1)	2,129	75.5	14.3	5.1	2.1	1.3	0.5	1.2		50
0.54	0.81	0.82	48	63	39	10,706	13.7	15.9	25.3	26.7	14.4	3.2	0.7	0.1	(1)	2,764	69.4	16.0	7.3	3.6	2.2	1.0	0.5		51
0.48	0.80	0.81	48	77	41	37,218	12.3	13.9	23.0	26.9	18.0	4.6	1.0	0.2	0.1	8,814	66.0	16.0	8.7	4.8	2.2	1.4	0.9		52
0.47	0.79	0.84	39	58	32	19,682	39.6	19.5	18.1	14.3	6.5	1.6	0.3	0.1	(1)	1,354	81.5	12.0	5.0	1.0	0.3	[2] 0.3	—		53
0.69	0.92	0.89	125	133	57	6,377	27.4	21.7	21.1	14.8	8.4	3.9	1.7	0.6	0.4	830	76.4	11.4	7.6	2.4	1.6	0.1	0.5		54
0.48	0.77	0.68	130	178	146	12,763	28.0	21.3	15.8	11.1	10.1	7.9	3.9	1.3	0.5	1,212	50.5	13.4	6.2	4.2	5.2	6.9	13.6		55
0.65	0.95	0.81	151	167	56	2,479	24.0	22.9	21.6	14.0	10.1	4.8	1.8	0.6	0.2	511	69.3	13.5	6.7	5.5	2.9	1.4	0.8		56
0.56	0.86	0.77	120	188	62	48,841	25.9	21.0	20.5	14.3	8.8	5.8	2.6	0.8	0.3	2,671	65.6	11.4	7.2	5.2	5.4	3.8	3.4		57
0.60	0.92	0.81	99	98	45	38,036	28.2	21.5	21.0	14.4	8.7	4.0	1.7	0.5	0.2	4,534	50.8	11.1	8.9	8.4	8.0	6.9	5.8		58
0.63	1.06	0.67	462	456	113	61,645	23.7	20.5	18.5	12.0	7.9	7.0	5.6	2.8	2.1	8,148	60.8	10.9	7.6	5.7	4.9	4.8	5.2		59

TABLE 10.—EGGS PRODUCED—FARMS REPORTING, 1939, 1934, AND 1919; NUMBER OF

	DIVISION AND STATE	FARMS REPORTING			CHICKEN EGGS (DOZENS)						Rank		
		1939	1934	1919	1939	1934	1929	1924 [1]	1919 [1]	1909 [2]	1939	1934	1929
1	United States	4,875,472	5,579,199	5,362,771	2,391,091,510	2,160,906,310	2,689,719,158	1,913,245,129	1,654,044,932	1,574,979,416	----	----	----
	GEOGRAPHIC DIVISIONS:												
2	New England	68,614	94,952	112,720	93,502,042	72,205,733	63,102,888	56,539,947	37,631,896	54,668,994	8	9	9
3	Middle Atlantic	251,888	310,437	363,136	269,688,264	245,829,429	253,507,090	216,632,168	151,453,438	159,465,468	4	3	5
4	East North Central	796,542	915,245	970,321	474,690,388	483,478,408	543,261,448	441,681,820	400,445,456	389,256,925	2	2	2
5	West North Central	912,934	1,020,726	962,823	622,027,255	577,720,931	778,028,087	543,558,419	474,591,975	442,167,894	1	1	1
6	South Atlantic	843,818	960,152	965,800	207,079,232	173,177,150	222,457,122	153,799,112	144,662,300	134,289,761	6	6	6
7	East South Central	861,067	953,334	869,169	156,576,985	132,890,999	176,281,059	113,735,495	138,152,110	127,308,625	7	7	7
8	West South Central	817,747	941,580	779,595	278,286,731	193,959,512	298,459,781	160,424,644	157,008,422	163,644,118	3	5	3
9	Mountain	157,889	191,194	175,705	81,153,380	82,121,956	97,428,594	66,278,236	49,993,154	35,253,191	9	8	8
10	Pacific	164,973	190,979	163,502	208,087,253	199,522,192	259,193,089	160,595,288	100,106,181	63,944,440	5	4	4
	NEW ENGLAND:												
11	Maine	18,993	25,663	34,332	16,044,548	12,844,018	13,737,577	13,612,813	9,977,349	14,876,215	37	38	39
12	New Hampshire	7,767	10,811	14,261	14,520,868	10,693,696	8,536,619	8,181,291	5,005,302	7,469,472	39	41	42
13	Vermont	12,299	16,827	21,278	5,669,546	5,922,724	6,679,751	6,371,751	5,166,689	7,001,897	44	43	44
14	Massachusetts	15,672	20,285	22,071	33,737,301	24,079,913	18,102,324	14,324,666	9,604,274	13,961,552	24	26	34
15	Rhode Island	1,750	2,774	3,149	3,240,685	2,457,507	2,468,706	2,274,701	1,536,858	2,862,246	47	47	47
16	Connecticut	12,153	18,592	17,629	20,289,094	16,207,875	13,577,911	11,774,725	6,341,424	8,497,812	32	34	40
	MIDDLE ATLANTIC:												
17	New York	101,026	128,672	158,958	97,212,251	97,167,468	97,926,714	87,167,262	62,175,162	71,191,449	9	9	11
18	New Jersey	17,696	21,216	24,427	46,908,986	36,444,614	35,956,313	27,417,182	13,280,104	14,590,530	18	20	23
19	Pennsylvania	133,166	160,549	179,751	125,567,027	112,217,347	119,624,063	102,047,724	75,998,172	73,683,489	4	5	6
	EAST NORTH CENTRAL:												
20	Ohio	184,370	211,701	232,285	114,969,202	120,976,149	135,990,334	112,893,410	102,377,143	100,284,261	7	2	6
21	Indiana	149,131	171,935	186,182	83,222,506	80,684,735	103,539,916	86,974,603	83,101,293	80,028,638	12	12	10
22	Illinois	183,125	207,143	215,876	112,943,850	109,540,562	136,829,559	113,020,993	105,757,907	99,118,224	8	6	5
23	Michigan	134,887	155,340	169,208	70,263,284	79,081,080	77,401,563	68,208,777	55,986,999	59,556,356	14	13	15
24	Wisconsin	145,029	169,126	166,770	93,291,546	93,195,882	89,500,076	60,584,037	53,222,114	50,269,446	10	10	12
	WEST NORTH CENTRAL:												
25	Minnesota	154,129	168,841	150,854	119,414,866	102,576,196	107,304,447	76,321,570	60,249,543	53,323,702	6	8	9
26	Iowa	187,866	201,606	196,996	168,204,052	147,422,438	188,335,897	133,776,386	120,697,319	108,662,882	1	1	1
27	Missouri	218,025	239,941	234,816	124,586,595	118,283,536	180,349,976	129,290,535	117,203,569	110,922,159	5	3	2
28	North Dakota [4]	59,069	68,806	64,802	19,267,641	19,794,689	27,888,607	20,987,697	20,820,407	17,069,496	33	32	29
29	South Dakota [4]	60,289	71,269	62,240	34,791,676	29,836,553	53,052,330	35,103,838	30,351,984	24,641,342	25	22	20
30	Nebraska	104,446	119,210	107,969	71,072,776	68,422,935	85,554,932	54,811,233	49,132,537	46,460,624	13	14	13
31	Kansas	129,110	151,053	145,146	84,689,649	91,384,584	135,541,898	93,267,160	76,136,616	81,087,689	11	11	7
	SOUTH ATLANTIC:												
32	Delaware	6,644	8,549	9,080	6,182,309	6,530,763	11,200,901	6,380,888	3,908,463	4,395,100	42	42	41
33	Maryland	32,819	37,610	42,209	22,780,919	21,084,915	27,709,334	20,068,986	15,085,691	15,238,591	29	30	30
34	Dist. of Columbia	29	43	153	108,115	106,869	101,549	68,788	42,932	51,062	49	49	49
35	Virginia	147,968	169,430	167,022	50,075,354	43,067,459	55,349,206	39,043,832	36,551,269	34,539,082	17	17	18
36	West Virginia	79,810	89,007	78,566	22,722,409	21,696,217	27,929,598	22,124,842	21,708,279	18,948,259	30	29	28
37	North Carolina	232,818	253,289	226,682	41,847,391	33,600,854	39,301,116	25,587,169	24,841,021	23,179,226	21	21	21
38	South Carolina	118,739	141,226	152,035	17,234,019	12,377,423	15,907,485	11,109,184	12,812,143	10,983,171	35	39	36
39	Georgia	185,920	213,517	250,687	31,615,867	22,034,082	30,533,675	19,838,439	23,181,959	20,606,219	26	28	25
40	Florida	39,071	47,481	39,366	14,512,849	11,698,568	14,424,168	9,576,984	6,530,563	6,349,051	40	40	38
	EAST SOUTH CENTRAL:												
41	Kentucky	211,324	234,856	226,210	45,371,967	39,705,459	53,960,601	37,044,562	42,224,720	43,781,616	20	19	19
42	Tennessee	210,378	231,926	219,598	46,605,754	41,171,415	57,319,801	41,038,754	48,707,146	41,244,285	19	18	17
43	Alabama	201,690	234,042	213,432	33,473,064	28,169,922	34,564,672	19,466,770	23,436,979	21,945,662	25	23	24
44	Mississippi	237,675	253,110	209,929	31,126,200	23,844,203	30,435,985	16,185,409	23,783,265	20,337,062	27	27	26
	WEST SOUTH CENTRAL:												
45	Arkansas	183,812	214,321	186,578	38,594,353	27,424,212	39,129,649	23,922,940	28,168,285	26,486,526	22	24	22
46	Louisiana	126,736	143,524	103,332	22,630,521	14,007,345	22,461,672	10,472,248	13,136,046	14,423,023	31	35	32
47	Oklahoma [5]	154,527	179,595	152,265	58,675,859	45,742,763	80,515,723	51,477,222	45,440,017	45,356,592	15	16	14
48	Texas	352,672	404,140	337,420	158,385,998	106,785,192	154,354,737	74,552,234	70,264,074	77,377,977	2	7	4
	MOUNTAIN:												
49	Montana	30,734	37,495	41,031	13,590,946	13,221,043	15,428,608	13,403,326	11,858,042	5,950,015	41	37	37
50	Idaho	31,053	32,603	31,414	14,724,766	13,630,054	16,399,376	11,707,941	8,304,809	6,433,840	38	36	35
51	Wyoming	11,527	13,129	10,893	4,938,226	4,577,706	5,777,249	4,336,912	3,165,743	2,070,799	45	45	45
52	Colorado	38,786	49,336	47,111	19,250,929	20,928,068	27,343,356	18,561,043	14,172,375	10,577,829	34	31	31
53	New Mexico	21,549	26,828	17,747	6,104,409	5,265,946	6,790,634	4,075,394	3,062,790	2,961,352	43	44	43
54	Arizona	7,563	9,989	6,303	3,789,467	3,723,171	5,081,086	3,740,638	2,524,832	1,731,872	46	46	46
55	Utah	14,263	18,985	19,124	17,190,784	18,891,990	18,462,515	9,016,514	5,709,076	4,644,829	36	33	33
56	Nevada	2,414	2,629	2,082	1,563,853	1,883,978	2,145,770	1,436,468	895,487	862,655	48	48	48
	PACIFIC:												
57	Washington	54,155	58,224	50,727	50,917,576	56,535,398	71,429,018	42,030,281	21,356,576	16,373,740	16	15	16
58	Oregon	42,438	46,797	38,096	27,483,615	25,207,943	28,342,459	20,657,682	14,625,720	11,835,462	28	25	27
59	California	68,380	85,958	74,679	129,686,042	117,778,851	159,421,612	97,907,325	64,123,885	40,735,238	3	4	3

[1] Includes estimates for incomplete reports.

[2] In the Census of 1920 an estimate was made of the production of eggs for 1909 from poultry other than chickens and, after deductions from the total, the remainder was presented as the production of chicken eggs.

[3] Chickens on hand over 4 months old, Apr. 1, 1940; over 3 months old, Jan. 1, 1935, Apr. 1, 1930, and Apr. 15, 1910; age not specified, Jan. 1, 1925 and Jan. 1, 1920.

[4] North Dakota and South Dakota admitted as States in 1889. Figures for 1879 obtained by consolidating data for the counties which then occupied the areas now known as North Dakota and South Dakota, respectively.

[5] Figures for 1899 include Indian Territory; those for 1889 are for Oklahoma Territory alone.

DOZENS, 1879 TO 1939; AND VALUE, 1939, 1934, AND 1929; BY DIVISIONS AND STATES

CHICKEN EGGS (DOZENS)—Continued						EGGS OF ALL KINDS (DOZENS) [1]				VALUE (DOLLARS)								
Average per chicken on hand [3]						1909 [2]	1899	1889	1879	1939	1934	1929	Average per dozen			Average per farm reporting		
1939	1934	1929	1924	1919	1909								1939	1934	1929	1939	1934	
7.1	5.8	7.1	4.7	4.8	5.6	1,591,311,371	1,293,662,433	819,722,916	456,910,916	415,470,689	365,182,017	799,261,156	0.17	0.17	0.30	85	65	1
10.3	8.8	9.2	6.9	6.4	8.0	55,078,175	50,686,580	35,538,234	26,802,766	25,641,033	20,769,390	28,890,050	0.27	0.29	0.46	374	219	2
8.5	7.2	8.0	6.2	5.5	6.5	161,921,598	141,077,420	103,888,592	73,022,770	62,664,765	55,213,936	95,199,958	0.23	0.22	0.38	249	178	3
7.1	6.0	7.0	4.9	4.7	5.6	392,304,118	349,519,490	242,835,382	144,482,603	76,626,333	78,190,665	163,640,310	0.16	0.16	0.30	96	85	4
6.5	5.8	6.6	4.4	4.5	5.2	446,336,192	367,144,220	221,166,571	94,451,115	84,011,055	78,989,546	203,563,044	0.14	0.14	0.26	92	77	5
6.3	4.5	6.7	3.7	4.0	5.2	136,073,767	105,349,996	66,232,877	41,162,363	41,204,577	33,047,796	71,357,717	0.20	0.19	0.32	49	34	6
5.6	3.8	6.2	3.3	4.1	5.2	129,133,681	104,866,360	70,080,774	45,285,743	25,883,966	20,681,977	50,035,783	0.17	0.16	0.28	30	22	7
6.7	4.7	6.9	3.7	3.9	5.6	185,557,865	117,230,500	52,761,867	21,488,862	41,291,312	27,920,234	75,569,933	0.15	0.14	0.25	50	30	8
7.5	6.9	7.9	5.4	5.2	6.4	35,504,102	18,160,567	6,374,943	2,287,185	15,259,408	13,151,380	27,775,988	0.19	0.16	0.29	97	69	9
9.8	8.7	9.8	7.5	8.1	7.2	69,401,873	39,627,300	20,843,876	7,927,509	42,888,240	37,217,093	83,228,373	0.21	0.19	0.32	260	195	10
10.4	8.5	9.5	7.2	8.1	8.7	14,935,959	13,304,150	9,384,252	7,059,876	4,259,021	3,313,757	5,811,384	0.27	0.26	0.42	224	129	11
10.7	8.9	9.3	6.8	8.5	8.3	7,499,470	7,005,180	5,049,150	3,347,211	3,928,342	3,004,929	3,889,559	0.27	0.28	0.46	506	278	12
8.6	8.0	8.9	6.8	8.5	7.7	7,037,082	6,271,880	4,515,130	3,050,131	1,457,693	1,456,990	2,704,261	0.26	0.25	0.40	119	87	13
10.8	9.8	9.4	7.1	8.6	8.2	14,145,240	12,928,630	8,931,398	6,571,553	9,388,079	7,561,093	8,874,045	0.28	0.31	0.49	599	373	14
9.2	8.1	8.1	6.3	8.1	7.3	2,894,081	3,217,310	2,020,714	1,564,934	907,392	732,337	1,218,390	0.28	0.30	0.49	525	264	15
10.2	8.3	8.8	6.9	5.7	7.0	8,566,343	7,959,430	5,637,590	5,209,061	5,700,506	4,700,284	6,392,411	0.28	0.29	0.47	469	253	16
8.7	7.7	8.2	6.5	6.0	7.0	72,349,034	62,096,690	45,807,108	31,958,739	23,398,854	22,251,350	37,031,301	0.24	0.23	0.38	232	173	17
8.7	7.6	8.8	6.7	5.2	6.3	14,842,859	11,942,550	8,031,571	6,686,142	11,678,489	9,621,378	15,306,486	0.25	0.26	0.43	660	453	18
8.3	6.8	7.7	5.9	5.2	6.2	74,729,705	67,038,180	50,049,915	34,377,889	27,587,422	23,341,208	42,862,171	0.22	0.21	0.36	207	145	19
7.4	6.2	7.6	5.4	5.1	6.0	100,889,599	91,766,630	70,162,240	43,092,291	20,039,521	20,323,993	43,149,325	0.17	0.17	0.32	109	96	20
7.0	5.6	7.4	5.0	5.0	6.1	80,755,437	70,782,200	48,621,660	28,823,819	12,755,188	12,425,449	30,275,817	0.15	0.15	0.29	86	72	21
6.4	5.3	6.2	4.4	4.2	4.8	100,119,418	86,402,670	60,351,085	35,978,297	16,448,917	16,978,787	39,738,267	0.15	0.16	0.29	90	82	22
7.0	7.1	7.5	5.4	5.1	6.1	59,915,851	54,318,410	34,309,633	20,762,171	12,406,004	13,364,703	24,278,645	0.18	0.17	0.31	92	86	23
7.7	6.5	6.8	4.7	4.6	5.5	50,623,813	46,249,580	29,390,784	15,826,025	14,976,703	15,097,733	26,198,256	0.16	0.16	0.29	103	89	24
7.0	6.5	6.5	4.7	4.6	5.2	53,807,974	43,208,130	20,354,498	8,234,161	17,105,205	14,770,972	28,987,407	0.14	0.14	0.27	111	87	25
6.3	5.4	6.1	4.4	4.4	4.8	109,760,487	99,621,920	69,448,359	32,253,933	22,862,509	21,081,409	50,726,843	0.14	0.14	0.27	122	105	26
6.6	5.9	7.2	4.6	4.7	5.6	111,816,693	85,203,290	53,147,418	28,352,032	17,276,241	16,086,561	47,572,728	0.14	0.14	0.26	79	67	27
5.4	5.7	5.8	4.0	4.8	5.5	17,294,322	7,438,400	3,552,664	87,036	2,522,228	2,533,720	6,700,518	0.13	0.13	0.24	43	37	28
5.6	5.4	6.2	4.4	4.6	5.0	25,067,489	17,349,750	8,777,993	925,577	4,397,392	3,878,752	13,449,066	0.13	0.13	0.25	73	54	29
6.7	6.0	6.4	4.1	4.2	5.2	46,929,923	41,132,140	23,300,684	7,166,090	9,017,033	8,758,136	21,538,525	0.13	0.13	0.25	86	73	30
6.8	6.0	7.1	4.3	4.5	5.3	81,659,304	73,190,590	42,584,975	17,432,286	10,830,447	11,879,996	34,587,957	0.13	0.13	0.26	84	79	31
6.9	6.1	7.2	4.7	4.1	5.6	4,448,482	3,571,870	2,218,754	1,427,087	1,232,006	1,319,214	4,066,278	0.20	0.20	0.36	185	154	32
7.3	5.9	7.3	4.8	4.4	5.7	15,533,732	12,511,450	8,718,593	4,984,776	4,754,886	4,128,723	9,296,258	0.21	0.20	0.34	145	110	33
6.0	7.8	8.1	4.2	4.1	6.9	51,945	42,580	48,430	35,836	24,866	20,946	35,542	0.23	0.20	0.35	857	487	34
7.2	5.0	7.2	4.2	4.6	6.1	35,100,693	25,550,460	13,557,571	8,950,629	9,138,248	7,752,143	17,120,084	0.18	0.18	0.31	62	46	35
6.7	5.3	7.6	5.1	5.4	6.1	19,159,008	17,242,400	9,919,974	6,741,893	4,279,459	3,905,319	8,982,770	0.19	0.18	0.32	54	44	36
5.7	3.8	6.2	3.0	3.4	5.1	23,556,124	17,704,020	11,755,635	7,455,132	8,564,998	6,451,364	12,361,840	0.20	0.19	0.31	37	25	37
5.1	3.2	5.2	2.6	3.2	4.1	11,049,468	9,007,700	5,702,141	3,416,846	3,504,831	2,425,975	5,178,124	0.20	0.20	0.33	30	17	38
5.4	3.5	5.7	2.8	3.2	4.2	20,793,359	15,505,330	11,522,788	7,126,058	6,184,817	4,353,441	9,485,212	0.20	0.19	0.31	33	20	39
7.2	5.3	7.4	4.5	4.2	5.1	6,380,956	4,214,186	2,788,991	1,024,106	3,520,466	2,690,671	4,831,609	0.24	0.23	0.33	90	57	40
5.5	3.6	6.0	3.4	4.0	5.5	44,313,377	35,337,340	24,691,437	15,812,205	6,992,860	5,995,524	15,389,015	0.15	0.15	0.29	33	26	41
5.8	3.8	6.4	3.5	4.3	5.6	42,043,104	31,807,990	23,172,313	16,347,482	7,492,185	6,258,055	15,908,779	0.16	0.15	0.28	36	27	42
5.6	4.2	6.4	3.1	4.0	4.8	22,234,713	18,778,960	10,823,526	6,761,646	5,990,263	4,732,547	10,077,585	0.18	0.17	0.29	30	20	43
5.1	3.6	5.7	2.8	3.8	4.5	29,542,487	18,942,070	11,393,498	6,364,410	5,408,658	3,695,851	8,660,404	0.17	0.16	0.28	23	15	44
6.1	4.0	6.4	3.3	4.0	5.1	27,054,674	25,694,860	13,371,909	6,610,050	5,858,933	3,839,390	10,516,313	0.15	0.14	0.27	32	18	45
5.4	3.2	5.4	2.7	3.5	4.4	14,657,544	12,820,290	5,933,700	3,392,246	3,798,109	2,269,190	6,272,047	0.17	0.16	0.28	30	16	46
6.5	4.7	7.0	4.0	4.1	5.7	46,000,600	20,674,540	989,625	----------	7,774,258	6,221,016	20,165,240	0.13	0.14	0.25	50	35	47
7.3	5.2	7.2	3.8	3.9	6.1	77,845,047	58,040,810	32,466,433	11,486,566	23,860,012	15,590,638	38,616,333	0.15	0.15	0.25	68	39	48
7.6	6.6	7.3	5.3	5.8	6.4	6,004,051	3,002,890	834,166	208,794	2,645,187	2,009,599	4,243,995	0.19	0.15	0.28	86	54	49
7.5	6.9	8.2	5.8	5.2	6.4	6,492,270	2,879,590	737,813	268,731	2,655,002	2,044,508	4,569,592	0.18	0.15	0.28	85	62	50
7.2	6.6	7.9	5.4	5.1	6.4	2,091,716	937,570	332,221	30,740	909,210	778,210	1,639,152	0.18	0.17	0.28	79	59	51
6.8	6.2	7.5	4.9	4.9	6.4	10,652,396	5,704,290	2,685,109	520,820	3,093,360	3,097,354	7,369,223	0.16	0.15	0.27	80	63	52
6.5	5.2	7.1	4.3	4.3	5.8	2,976,233	839,890	279,664	238,858	1,209,037	905,743	2,003,137	0.20	0.17	0.29	56	34	53
7.7	6.7	8.8	5.9	5.1	6.9	1,744,081	819,507	204,174	72,534	957,494	878,668	1,954,444	0.25	0.24	0.38	127	88	54
9.2	9.0	8.8	6.6	6.0	6.9	4,672,866	3,387,340	1,131,071	826,237	3,127,282	3,060,502	5,313,069	0.20	0.16	0.29	240	161	55
7.6	8.4	8.8	6.4	5.8	6.8	870,489	589,490	170,725	120,471	364,836	376,796	683,376	0.23	0.20	0.32	151	143	56
10.3	9.6	11.1	7.8	6.0	7.4	16,472,575	7,473,790	2,710,520	501,448	10,491,525	10,402,513	22,575,430	0.21	0.18	0.32	194	179	57
8.9	8.2	9.5	6.4	5.8	6.8	11,906,903	7,709,970	4,453,933	1,654,738	5,282,163	4,436,598	9,134,412	0.19	0.18	0.32	124	95	58
9.8	8.4	9.1	7.7	6.1	7.2	41,022,395	24,443,540	13,679,423	5,771,323	27,114,552	22,377,982	51,518,531	0.21	0.19	0.32	397	260	59

459964 O - 42 - 4

TABLE 11.—TURKEYS ON HAND AND RAISED—FARMS REPORTING AND NUMBER OF TURKEYS ON HAND, 1890 TO 1940, AND VALUE, 1940 AND CLASSIFIED BY NUMBER RAISED;

	DIVISION AND STATE	Farms reporting turkeys on hand[1] and/or raised, 1939	TURKEYS ON HAND[1] — Farms reporting								Number						Value (dollars)			
			1940	1935	1920	1910	Percent of all farms				1940 (Apr. 1)	1935 (Jan. 1)	1920 (Jan. 1)	1910 (Apr 15)	1900 (June 1)	1890 (June 1)	1940	1935	Average per turkey	
							1940	1935	1920	1910									1940	1935
1	United States	489,398	445,410	676,114	670,834	871,123	7.3	9.9	10.4	13.7	4,361,752	5,381,912	3,627,028	3,688,708	6,594,695	10,754,060	7,462,340	11,667,677	1.71	2.17
	GEOGRAPHIC DIVISIONS:																			
2	New England	3,192	2,525	5,700	3,855	5,618	1.9	3.6	2.5	3.0	53,296	69,053	21,282	24,255	46,851	145,267	132,328	215,135	2.48	3.12
3	Middle Atlantic	14,402	11,705	21,607	33,397	67,569	3.4	5.4	7.9	14.4	138,977	180,524	152,973	252,546	483,081	1,100,740	352,940	534,486	2.54	2.96
4	E. North Central	38,745	34,223	65,423	82,205	170,999	3.4	6.0	7.6	15.2	319,387	445,666	427,117	701,342	1,501,307	2,462,306	618,073	1,013,400	1.94	2.27
5	W. North Central	157,009	142,258	164,842	143,555	182,098	13.0	14.0	13.1	16.4	1,486,323	1,348,940	859,697	833,472	1,571,149	2,864,183	2,568,378	2,746,289	1.73	2.04
6	South Atlantic	54,297	49,950	101,547	120,309	141,583	4.9	8.9	10.4	12.7	323,284	578,886	550,004	526,518	810,975	1,571,254	659,204	1,392,467	2.04	2.41
7	E. South Central	36,045	33,835	72,148	97,296	127,512	3.3	6.3	9.3	12.2	160,439	364,423	428,743	483,741	792,170	1,474,518	275,187	737,802	1.72	2.02
8	W. South Central	137,795	129,385	161,933	134,638	137,750	13.4	14.2	13.5	14.6	1,044,901	1,122,133	780,676	620,791	1,084,212	735,343	1,198,589	1,896,021	1.15	1.69
9	Mountain	28,472	24,287	48,700	30,137	18,076	10.4	17.9	12.3	9.9	234,466	444,570	172,834	86,703	81,408	51,908	431,092	943,669	1.84	2.12
10	Pacific	19,441	15,242	34,214	25,442	19,918	5.5	11.4	10.9	10.5	600,679	827,717	233,702	159,340	223,542	348,541	1,226,549	2,188,408	2.04	2.64
	NEW ENGLAND:																			
11	Maine	537	429	813	600	915	1.1	1.9	1.2	1.5	5,160	6,949	3,531	2,948	6,437	15,259	11,869	20,847	2.30	3.00
12	New Hampshire	365	287	800	499	489	1.7	4.5	2.4	1.8	4,501	6,601	2,363	1,949	2,386	10,207	11,254	19,803	2.50	3.00
13	Vermont	513	421	1,021	1,032	2,456	1.8	3.8	3.5	7.5	7,658	8,496	5,514	11,693	22,689	72,164	19,529	29,736	2.55	3.50
14	Massachusetts	937	709	1,480	747	692	2.2	4.2	2.3	1.9	23,258	29,005	4,808	2,645	3,018	5,805	58,144	89,915	2.50	3.10
15	Rhode Island	151	124	330	187	161	4.1	7.6	4.6	3.0	2,654	4,138	1,310	1,109	4,604	11,656	6,370	13,242	2.40	3.20
16	Connecticut	689	555	1,256	790	905	2.6	3.9	3.5	3.4	10,065	13,864	3,756	3,911	7,717	30,176	25,162	41,592	2.50	3.00
	MIDDLE ATLANTIC:																			
17	New York	3,996	3,383	6,385	11,376	25,064	2.2	3.6	5.9	11.6	45,798	47,314	57,644	104,957	190,879	402,642	127,050	137,211	2.77	2.90
18	New Jersey	1,207	945	1,566	1,469	2,379	3.7	5.3	4.9	7.1	14,996	23,548	7,925	10,647	32,378	162,270	36,127	68,289	2.41	2.90
19	Pennsylvania	9,199	7,377	13,656	20,552	40,126	4.4	7.1	10.2	18.3	78,183	109,662	87,404	136,942	259,824	535,828	189,763	328,986	2.43	3.00
	E. NORTH CENTRAL:																			
20	Ohio	8,763	7,422	15,863	19,399	43,019	3.2	6.2	7.6	15.8	84,328	112,467	93,928	162,664	362,924	521,171	166,982	264,297	1.98	2.35
21	Indiana	5,739	4,993	11,299	20,668	48,180	2.7	5.6	10.1	22.4	48,321	78,508	105,713	202,977	345,379	505,111	89,964	168,792	1.86	2.15
22	Illinois	9,220	8,173	9,912	19,415	43,326	3.8	4.3	8.2	17.2	65,479	66,635	107,876	189,418	446,020	1,043,947	112,745	166,588	1.72	2.50
23	Michigan	9,735	8,890	17,193	14,044	20,710	4.7	8.7	7.1	10.0	75,033	109,650	74,780	81,263	191,863	185,847	156,952	241,230	2.09	2.20
24	Wisconsin	5,288	4,745	11,156	8,679	15,764	2.5	5.6	4.6	8.9	46,226	78,406	44,820	65,020	155,121	206,230	91,430	172,493	1.98	2.20
	W. NORTH CENTRAL:																			
25	Minnesota	19,942	17,305	40,919	23,789	31,750	8.8	20.1	13.3	20.3	288,177	396,180	142,896	147,335	193,143	151,459	582,765	851,787	2.02	2.15
26	Iowa	6,761	5,559	8,211	13,215	26,866	2.6	3.7	6.2	12.4	126,539	87,108	78,126	124,164	424,306	940,849	220,155	191,638	1.74	2.20
27	Missouri	29,472	25,989	21,383	41,632	67,522	10.1	7.7	15.8	24.4	232,109	143,281	248,057	311,575	466,665	928,751	364,878	286,562	1.57	2.00
28	North Dakota	34,403	32,697	43,673	23,597	14,040	44.2	51.6	30.4	18.9	248,450	315,377	139,179	61,621	39,073	33,928	500,178	662,292	2.01	2.10
29	South Dakota	25,016	24,085	20,996	13,071	10,832	33.2	25.2	17.5	14.0	238,947	161,999	83,866	51,992	53,740	60,163	402,277	332,098	1.68	2.05
30	Nebraska	13,890	12,210	11,184	8,385	8,292	10.1	8.4	6.7	6.4	141,998	108,411	48,345	32,364	118,892	218,636	211,985	189,719	1.49	1.75
31	Kansas	27,525	24,413	18,476	19,866	22,796	15.6	10.6	12.0	12.8	210,103	136,584	119,228	104,421	275,330	530,397	286,140	232,193	1.36	1.70
	SOUTH ATLANTIC:																			
32	Delaware	1,629	1,443	2,519	1,552	2,119	16.0	24.3	15.3	19.6	14,316	22,810	7,977	8,181	19,045	70,578	31,654	70,711	2.21	3.10
33	Maryland	6,901	6,110	9,858	11,257	14,728	14.5	22.2	23.5	30.1	51,602	74,068	55,323	60,260	101,782	278,522	119,175	207,390	2.31	2.80
34	Dist. of Columbia	2	2	2	9	6	3.1	2.2	4.4	2.8	11	5	57	29	46	215	28	14	2.55	2.80
35	Virginia	14,436	12,832	28,368	32,773	39,024	7.3	14.4	17.6	21.2	98,646	173,839	159,687	148,386	207,675	477,414	204,954	408,522	2.08	2.35
36	West Virginia	5,733	5,267	12,346	13,403	18,762	5.3	11.8	15.4	19.4	31,554	66,781	61,800	72,752	105,265	214,756	66,154	146,918	2.10	2.20
37	North Carolina	9,664	9,084	18,533	21,312	19,690	3.3	6.2	7.9	7.8	43,523	90,708	96,770	70,009	120,737	197,420	82,666	213,164	1.90	2.35
38	South Carolina	6,016	5,776	10,669	16,699	19,454	4.2	6.4	8.7	11.0	31,413	47,541	73,340	64,396	120,140	149,126	60,249	118,853	1.92	2.50
39	Georgia	6,447	6,196	13,750	19,530	23,128	2.9	5.5	6.3	7.9	28,653	62,469	76,892	79,634	103,416	148,797	48,717	137,432	1.70	2.20
40	Florida	3,469	3,240	5,502	3,774	4,672	5.2	7.6	7.0	9.3	23,566	40,665	18,158	22,871	32,869	34,426	45,607	89,463	1.94	2.20
	E. SOUTH CENTRAL:																			
41	Kentucky	11,190	10,403	28,459	36,185	46,920	4.1	10.2	13.4	18.1	55,099	163,651	168,326	188,292	279,749	672,106	92,618	343,667	1.68	2.10
42	Tennessee	8,704	7,960	15,418	19,240	32,016	3.2	5.6	7.6	13.0	37,764	72,300	87,448	118,514	193,397	430,333	72,118	140,985	1.91	1.95
43	Alabama	8,458	8,018	16,837	21,995	22,350	3.5	6.2	8.6	8.5	33,656	75,876	92,733	84,487	129,326	177,681	56,759	147,958	1.69	1.95
44	Mississippi	7,693	7,454	11,434	19,876	26,226	2.6	3.7	7.3	9.6	33,920	52,596	80,236	92,448	189,698	194,398	53,692	105,192	1.58	2.00
	W. SOUTH CENTRAL:																			
45	Arkansas	5,010	4,772	6,879	16,934	20,955	22.0	2.7	7.3	9.8	24,152	35,126	73,368	83,550	140,661	118,816	37,503	59,714	1.55	1.70
46	Louisiana	4,695	4,532	6,470	9,090	12,437	3.0	3.8	6.7	10.3	23,158	32,461	36,386	53,251	115,921	74,680	35,803	66,545	1.55	2.05
47	Oklahoma[3]	39,028	35,910	34,580	31,955	27,929	20.0	16.2	16.6	14.7	289,853	229,659	192,721	120,324	178,959	5,931	345,217	367,454	1.19	1.60
48	Texas	89,062	84,171	114,004	76,659	76,429	20.1	22.8	17.6	18.3	707,738	824,887	478,201	363,666	648,671	535,918	780,066	1,402,308	1.10	1.70
	MOUNTAIN:																			
49	Montana	6,453	5,696	11,946	5,974	3,481	13.6	23.6	10.4	13.3	36,539	86,867	29,432	16,475	12,637	5,077	78,392	195,451	2.15	2.25
50	Idaho	2,754	2,448	6,493	4,807	2,975	5.6	14.4	11.4	9.7	24,156	62,073	25,982	14,274	10,211	8,433	46,340	136,561	1.92	2.20
51	Wyoming	3,314	2,809	4,935	2,298	1,333	18.7	28.2	14.6	12.1	23,467	54,015	12,560	5,883	3,664	2,441	44,354	121,534	1.89	2.25
52	Colorado	10,594	8,894	15,267	10,122	5,692	17.3	24.0	16.9	12.3	86,874	143,352	57,687	26,430	30,781	20,872	138,304	286,704	1.59	2.00
53	New Mexico	2,087	1,898	4,084	2,334	1,597	5.6	9.9	7.8	4.5	14,311	29,765	13,771	7,308	3,805	928	22,452	49,112	1.57	1.65
54	Arizona	1,180	1,012	2,402	1,554	836	5.5	12.8	15.6	9.1	15,836	28,488	13,937	5,498	6,043	2,744	27,889	71,220	1.76	2.50
55	Utah	1,467	1,056	2,650	2,343	1,684	4.2	8.6	9.1	7.8	26,073	28,749	14,896	7,996	10,649	9,220	57,498	56,061	2.21	1.95
56	Nevada	623	474	923	705	478	13.3	25.0	22.3	17.8	7,210	11,261	4,569	2,839	3,618	4,193	15,863	27,026	2.20	2.40
	PACIFIC:																			
57	Washington	3,429	2,721	5,263	3,608	3,557	3.3	6.2	5.4	6.3	86,469	53,842	20,621	16,049	29,155	17,187	135,621	134,605	2.04	2.50
58	Oregon	5,371	3,931	8,491	5,049	4,434	6.4	13.1	10.1	9.7	170,972	178,296	38,373	26,689	56,031	43,555	331,966	445,740	1.94	2.50
59	California	10,641	8,590	20,460	16,787	11,927	6.5	13.6	14.3	13.5	363,238	595,579	174,708	116,602	158,356	287,799	758,962	1,608,063	2.09	2.70

[1] For 1940, over 4 months old; for 1935, 1910, and 1900, over 3 months old; and for 1920 and 1890, age not specified.
[2] Includes reports for succeeding groups in which there were less than 3 farms reporting.
[3] Figures for 1900 include Indian Territory; those for 1890 are for Oklahoma Territory alone.

1935; AND FARMS REPORTING, NUMBER, AND VALUE OF TURKEYS RAISED, 1939 AND 1929, WITH FARMS REPORTING TURKEYS RAISED FOR 1939 BY DIVISIONS AND STATES

TURKEYS RAISED																							
Farms reporting											Number						Value (dollars)						
1939									1929	Percent of all farms		1939	1929	Rank		Average per farm reporting		1939	1929	Average per turkey		Average per farm reporting		
Total	Under 50 turkeys	50 to 99 turkeys	100 to 199 turkeys	200 to 399 turkeys	400 to 799 turkeys	800 to 1,599 turkeys	1,600 to 3,199 turkeys	3,200 turkeys and over		1939	1929			1939	1929	1939	1929			1939	1929	1939	1929	
389,352	278,102	63,674	28,311	10,025	4,439	2,650	1,432	719	637,843	6.4	10.1	27,933,758	16,794,485	---	---	72	26	62,715,946	47,767,826	2.25	2.84	161	75	1
2,423	1,421	297	252	192	124	86	36	15	5,715	1.8	4.6	481,769	172,463	9	9	199	30	1,609,945	872,862	3.34	5.06	664	153	2
11,076	7,869	1,372	939	584	311	130	72	19	22,422	3.2	6.3	1,046,187	373,419	7	8	94	17	3,373,540	1,616,660	3.22	4.33	305	72	3
29,174	22,708	3,016	1,607	890	520	275	114	44	47,552	2.9	4.9	2,046,230	805,307	5	8	70	17	5,128,760	2,567,810	2.51	3.19	176	54	4
132,086	88,509	25,484	11,190	3,834	1,550	855	441	223	135,595	12.1	12.2	9,795,435	4,150,702	1	2	74	31	20,301,041	11,234,204	2.07	2.71	154	83	5
41,842	34,928	4,278	1,554	583	251	153	67	28	98,414	4.1	9.3	1,734,184	1,489,503	6	5	41	15	4,653,736	5,126,089	2.68	3.44	111	52	6
25,668	23,801	1,404	329	86	31	11	5	1	86,206	2.5	6.2	495,053	767,512	8	7	19	12	1,103,339	2,154,877	2.23	2.81	43	33	7
108,802	73,993	22,707	9,582	2,115	330	60	9	6	171,116	11.3	15.5	4,971,648	4,670,239	2	1	46	27	7,688,270	10,805,821	1.55	2.31	71	63	8
22,928	16,113	3,416	1,638	780	417	268	208	90	54,584	9.8	22.6	2,487,136	2,266,275	4	3	108	42	5,927,863	6,385,742	2.38	2.82	259	117	9
15,353	8,960	1,700	1,220	981	905	812	482	293	36,239	5.6	13.8	4,876,114	2,099,065	3	4	318	58	12,929,452	7,003,781	2.65	3.34	842	193	10
382	265	38	43	17	8	8	3		948	1.0	2.4	35,816	25,841	47	45	94	27	111,029	103,344	3.10	4.00	291	109	11
254	154	27	24	21	18	6	4		805	1.5	5.4	38,515	19,460	46	47	152	24	119,712	92,283	3.11	4.74	471	115	12
388	240	47	34	25	17	14	11		1,247	1.6	5.0	121,361	28,549	33	43	313	23	376,220	131,335	3.10	4.60	970	105	13
732	356	91	88	75	57	41	24		1,383	2.3	5.4	197,916	61,396	27	39	270	44	692,706	341,204	3.50	5.56	946	247	14
117	68	21	10	9	6	2 3	---		292	3.9	8.8	15,563	12,784	48	48	133	44	51,358	70,313	3.30	5.50	439	241	15
550	338	73	53	45	18	16	7		1,040	2.6	6.0	72,598	24,433	38	46	132	23	258,918	134,383	3.57	5.50	471	129	16
2,948	1,948	399	286	162	86	38	27		8,348	1.9	5.2	310,312	168,721	22	26	105	20	928,345	683,524	2.99	4.10	315	82	17
932	546	132	99	79	48	17	11		1,333	3.6	5.3	129,045	31,609	32	42	138	24	418,239	151,093	3.24	4.78	449	113	18
7,198	5,175	841	554	323	177	75	53		12,741	4.3	7.4	606,830	175,089	15	25	84	14	2,026,956	782,043	3.34	4.47	282	61	19
6,775	4,953	757	482	275	166	97	45		10,691	2.9	4.9	601,659	177,322	17	23	89	17	1,592,726	624,691	2.65	3.52	235	58	20
4,243	3,334	417	211	135	75	43	28		8,462	2.3	4.7	296,016	129,742	23	29	70	15	743,066	400,190	2.51	3.08	175	47	21
7,055	5,685	742	335	146	75	37	35		6,707	3.3	3.1	407,592	91,487	18	32	58	14	1,037,230	285,882	2.54	3.12	147	43	22
7,110	5,668	696	364	193	101	50	18		13,108	3.8	7.7	395,641	229,640	19	19	56	18	916,067	716,278	2.32	3.12	129	55	23
3,991	3,048	404	215	141	103	48	32		8,584	2.1	4.7	345,322	177,116	20	24	87	21	839,671	540,769	2.43	3.05	210	63	24
16,847	10,352	2,685	1,517	938	626	437	292		35,274	8.5	19.0	2,508,830	1,306,058	3	3	149	37	5,692,808	3,668,030	2.27	2.81	338	104	25
5,274	3,797	475	281	176	124	158	263		6,702	2.5	3.1	1,436,256	111,981	5	31	272	17	3,241,121	363,452	2.26	3.25	615	54	26
24,407	17,040	4,552	2,042	554	134	56	29		14,732	9.5	5.8	1,277,433	245,147	8	17	52	17	2,499,164	731,449	1.96	2.98	102	50	27
29,798	20,630	6,307	2,155	510	152	34	10		58,990	40.3	50.0	1,408,652	1,457,930	7	2	47	37	2,850,645	3,781,679	2.02	2.59	96	97	28
20,805	13,070	4,970	2,061	528	134	32	10		15,813	28.7	19.0	1,120,206	460,106	10	10	54	29	2,231,928	1,266,745	1.99	2.75	107	80	29
11,662	7,702	2,111	1,074	443	201	87	44		8,699	9.6	6.7	853,425	250,000	12	16	73	29	1,667,000	625,446	1.95	2.50	143	72	30
23,293	15,918	4,384	2,060	685	179	51	16		15,385	14.9	9.3	1,190,633	319,480	9	13	51	21	2,118,375	797,403	1.78	2.50	91	52	31
1,378	961	225	132	37	12	6	5		2,239	15.3	23.1	92,654	60,714	35	40	67	27	284,965	252,898	30.8	4.17	207	113	32
5,849	4,207	975	404	155	59	37	12		9,718	13.9	22.5	340,442	278,579	21	14	58	29	1,002,406	1,122,656	2.94	4.03	171	116	33
2	2	------	------	------	------	------	---		2	3.1	1.9	23	18	49	49	12	9	61	74	2.65	4.11	30	37	34
12,071	9,692	1,396	523	226	107	68	59		30,331	6.9	17.8	705,970	527,715	14	8	58	17	1,819,610	1,735,128	2.58	3.29	151	57	35
4,498	3,865	404	139	45	25	13	7		11,214	4.5	13.6	169,157	182,522	30	22	38	16	472,738	636,620	2.80	3.49	105	57	36
7,173	6,228	719	159	43	14	7	3		19,453	2.6	7.0	169,663	205,300	29	21	24	11	421,312	617,707	2.48	3.01	59	32	37
4,234	3,965	134	56	40	17	17	5		10,430	3.1	6.6	107,371	80,235	34	37	25	8	288,815	249,938	2.69	3.12	68	24	38
4,228	4,027	157	34	18	9	2 3	---		10,854	2.0	4.2	69,124	85,731	39	34	16	8	162,479	263,881	2.35	3.08	38	24	39
2,409	1,981	288	107	19	8	2 6	---		4,193	3.9	7.1	79,800	68,689	36	38	33	16	201,550	247,167	2.52	3.60	84	59	40
8,575	7,709	646	161	37	13	4	5		26,318	3.4	10.7	217,342	385,158	25	12	25	15	487,817	1,057,813	2.24	2.76	57	40	41
6,541	5,947	484	82	19	2 9	-----	---		13,028	2.6	5.3	135,969	156,470	31	27	21	12	295,836	432,218	2.18	2.76	45	33	42
5,594	5,393	134	41	17	5	4	---		15,538	2.4	6.0	74,204	142,894	37	28	13	9	168,886	411,957	2.28	2.88	30	27	43
4,958	4,752	140	45	13	6	2	---		11,522	1.7	3.6	67,558	85,010	41	35	14	8	150,800	252,909	2.23	2.98	30	22	44
3,126	2,885	164	46	15	12	2 4	---		6,882	1.4	2.8	68,376	55,635	40	41	22	8	123,341	151,699	1.80	2.73	39	22	45
3,102	2,944	102	42	14	-----	-----	---		4,516	2.1	2.8	41,755	27,450	45	44	15	6	97,508	82,709	2.34	3.02	31	18	46
30,880	20,859	6,542	2,738	603	112	21	5		34,514	17.2	16.9	1,417,586	804,262	6	5	46	23	2,199,641	1,925,728	1.55	2.39	71	56	47
71,694	47,305	15,899	6,756	1,483	206	37	8		125,204	17.2	25.3	3,443,951	3,782,912	1	1	48	30	5,267,780	8,645,685	1.53	2.29	73	69	48
5,514	4,071	769	322	100	40	2 12	---		12,900	12.7	27.2	224,042	442,259	24	11	42	34	530,844	1,272,167	2.37	2.88	100	99	49
2,129	1,607	305	108	45	27	11	26		9,384	4.9	22.5	196,615	516,976	28	9	92	55	459,754	1,421,464	2.34	2.75	216	151	50
2,764	1,919	443	202	100	60	27	13		5,320	18.4	33.2	204,982	235,016	26	18	74	44	469,553	672,636	2.29	2.89	170	126	51
8,814	5,813	1,411	766	423	195	126	80		15,508	17.1	25.9	901,502	547,789	11	7	102	35	1,931,971	1,443,913	2.14	2.64	219	95	52
1,354	1,103	162	68	13	4	2 4	---		4,301	4.0	13.7	46,622	124,361	44	30	34	29	89,366	315,148	1.92	2.53	66	71	53
830	654	95	63	20	13	1	4		2,080	4.5	14.7	54,256	83,818	42	36	65	40	129,070	286,072	2.38	3.41	156	138	54
1,212	612	162	75	51	63	84	165		3,897	4.8	14.3	812,078	228,483	13	20	670	59	2,168,308	653,917	2.67	2.86	1,789	168	55
511	354	69	34	28	15	7	4		1,194	14.3	34.7	47,039	89,573	43	33	92	75	149,017	320,425	3.17	3.58	292	268	56
2,671	1,698	305	193	138	144	102	91		6,447	3.3	9.1	604,857	251,713	16	15	226	39	1,621,451	789,361	2.68	3.14	607	122	57
4,534	2,505	504	404	382	361	315	263		10,016	7.3	18.2	1,677,851	600,359	4	6	370	60	4,277,451	1,882,263	2.55	3.14	943	188	58
8,148	4,957	891	623	461	400	395	421		19,776	6.1	14.6	2,595,406	1,246,993	2	4	318	63	7,030,550	4,332,157	2.71	3.47	863	219	59

TABLE 12.—DUCKS AND GEESE—FARMS REPORTING NUMBER ON HAND, 1940, 1920, AND 1910, WITH NUMBER, 1890 TO 1940, AND

	DIVISION AND STATE	Farms reporting on hand,[1] 1940 and/or raised, 1939	DUCKS														
			On hand[1]									Raised					
			Farms reporting			Number					Value 1940 (dollars)	Farms reporting		Number		Value (dollars)	
			1940	1920	1910	1940 (Apr.1)	1920 (Jan.1)	1910 (Apr15)	1900 (June 1)	1890 (June 1)		1939	1929	1939	1929	1939	1929
1	United States	283,815	257,729	461,363	503,704	2,460,087	2,817,624	2,906,525	4,785,850	7,544,080	1,569,250	178,783	470,418	12,138,820	11,337,487	9,920,431	12,211,317
	GEOGRAPHIC DIVISIONS:																
2	New England	3,451	3,139	6,927	7,559	45,356	66,851	51,929	91,421	172,808	41,196	1,803	7,297	560,590	591,449	506,702	776,940
3	Middle Atlantic	26,737	23,941	49,143	44,078	947,436	391,119	369,706	362,159	772,325	744,080	18,326	46,066	6,521,761	2,758,851	5,923,571	3,908,509
4	East North Central	62,262	54,437	106,937	108,796	429,063	594,790	545,672	1,016,726	1,683,354	261,393	42,605	125,371	2,152,814	3,011,064	1,623,964	3,125,147
5	West North Central	89,536	79,531	140,965	152,011	410,350	815,631	809,620	1,397,601	2,070,180	209,479	64,396	154,750	1,463,977	3,166,201	881,570	2,684,177
6	South Atlantic	33,606	31,766	49,631	59,358	185,624	287,167	330,054	458,918	1,047,476	101,598	18,217	42,746	398,953	590,989	271,216	610,980
7	East South Central	23,607	22,661	46,829	58,685	125,198	286,868	344,453	559,111	898,962	47,675	10,652	31,303	92,421	217,688	42,758	155,209
8	West South Central	25,589	24,678	38,629	56,463	148,709	225,306	348,852	697,937	658,461	56,772	12,482	38,876	186,351	332,442	85,937	226,315
9	Mountain	8,612	7,936	11,571	8,614	41,642	55,291	42,242	51,477	36,553	24,847	4,892	11,497	97,224	184,230	71,903	172,300
10	Pacific	10,415	9,640	10,931	8,140	126,709	94,601	63,997	148,500	203,961	82,210	5,410	12,512	664,729	504,573	512,810	571,740
	NEW ENGLAND:																
11	Maine	616	565	1,210	1,519	3,133	5,455	6,311	9,708	26,947	2,975	282	1,391	4,963	13,833	4,963	22,928
12	New Hampshire	378	334	633	694	1,830	3,214	3,572	3,803	17,031	1,739	163	758	2,106	9,522	1,895	15,461
13	Vermont	555	512	1,088	1,252	2,575	4,511	4,561	8,836	13,047	2,445	267	1,320	4,318	12,554	3,886	17,330
14	Massachusetts	909	823	1,729	1,888	29,488	36,478	23,153	46,017	70,593	26,539	513	1,896	529,059	525,170	476,189	670,052
15	Rhode Island	170	161	388	458	1,629	4,646	4,519	8,957	13,706	1,467	103	357	2,540	6,840	2,540	11,104
16	Connecticut	823	744	1,899	1,748	6,701	12,547	9,813	14,100	31,484	6,031	475	1,575	17,604	23,530	17,229	40,065
	MIDDLE ATLANTIC:																
17	New York	7,433	6,675	18,468	16,604	768,613	165,405	166,488	150,864	301,419	615,832	4,531	17,534	5,368,459	1,545,943	4,847,808	2,275,603
18	New Jersey	2,391	2,178	4,107	3,972	37,022	34,839	39,441	40,024	113,668	27,550	1,606	3,464	437,364	274,491	393,779	374,265
19	Pennsylvania	16,913	15,088	26,568	23,502	141,801	190,875	163,777	171,271	357,238	100,698	12,189	25,068	715,938	918,417	681,984	1,258,641
	EAST NORTH CENTRAL:																
20	Ohio	12,954	11,379	19,800	21,288	122,043	116,311	106,958	206,238	409,698	75,627	8,482	23,076	679,497	541,679	485,561	572,440
21	Indiana	6,939	6,060	16,462	19,427	48,383	104,961	121,306	230,432	348,001	24,305	4,423	20,942	223,097	464,744	151,604	429,882
22	Illinois	17,133	15,190	36,743	37,433	126,148	226,791	201,505	382,857	735,660	71,036	12,140	40,377	606,060	1,082,442	453,791	1,059,557
23	Michigan	10,767	9,500	15,764	14,214	65,427	69,960	54,723	106,399	98,789	44,334	6,821	17,979	267,389	421,395	205,245	493,520
24	Wisconsin	14,469	12,308	18,168	16,434	67,062	76,767	61,180	92,800	91,206	46,091	10,739	22,997	376,771	500,804	327,763	569,748
	WEST NORTH CENTRAL:																
25	Minnesota	20,144	18,348	26,087	23,692	89,987	122,579	94,269	127,635	74,697	53,682	15,148	31,161	406,346	723,967	266,770	626,543
26	Iowa	19,000	16,203	36,733	40,771	93,387	235,249	225,284	487,752	547,023	52,641	14,190	38,018	357,821	898,825	223,453	800,375
27	Missouri	11,114	10,009	19,492	25,047	59,803	125,082	155,129	278,140	627,959	24,748	6,801	24,238	124,907	380,098	61,759	287,291
28	North Dakota	7,014	6,599	10,135	10,131	22,955	42,475	39,938	23,816	11,592	13,978	4,739	12,973	91,312	289,041	62,263	248,842
29	South Dakota	10,866	10,176	17,544	16,281	47,251	111,687	87,544	62,511	48,632	23,805	7,868	15,306	201,001	383,966	117,110	312,942
30	Nebraska	12,289	10,177	17,694	17,672	53,837	100,765	92,524	201,503	275,180	24,633	9,515	17,605	178,535	274,349	100,785	224,359
31	Kansas	9,109	8,019	13,280	18,417	43,150	77,794	114,932	216,244	485,097	15,992	6,137	15,449	104,055	215,955	49,430	163,825
	SOUTH ATLANTIC:																
32	Delaware	1,904	1,778	2,352	1,884	13,564	15,636	9,790	10,933	50,046	8,409	1,366	2,524	55,347	65,987	41,163	79,407
33	Maryland	5,895	5,463	8,667	8,753	41,649	53,556	50,232	56,930	232,519	27,203	4,171	7,970	149,988	199,430	109,807	218,919
34	Dist. of Columbia	5	3	17	17	36	106	127	227	291	26	3	7	20	218	15	229
35	Virginia	8,207	7,674	15,442	16,581	44,461	94,503	94,451	117,989	299,142	21,331	4,685	12,204	90,950	127,318	46,053	114,587
36	West Virginia	3,093	2,906	5,078	6,776	15,300	28,610	35,576	58,273	133,942	8,428	1,501	6,023	15,955	51,253	10,694	47,798
37	North Carolina	6,884	6,639	10,345	13,396	30,747	56,003	75,786	102,942	169,409	13,887	3,116	7,366	26,055	48,797	14,529	36,470
38	South Carolina	2,363	2,282	2,691	3,633	11,020	10,756	15,653	39,852	47,099	6,128	1,088	2,184	13,030	14,292	8,105	12,052
39	Georgia	3,621	3,483	4,455	7,515	17,263	23,908	42,221	64,895	105,537	8,042	1,460	2,792	18,372	21,500	9,795	17,356
40	Florida	1,634	1,538	584	823	11,584	4,089	6,218	6,877	9,491	8,144	827	1,676	29,236	62,194	31,055	84,162
	EAST SOUTH CENTRAL:																
41	Kentucky	7,170	6,892	15,712	16,551	41,980	99,577	98,706	185,064	370,401	15,905	3,361	12,061	29,531	92,044	13,100	66,226
42	Tennessee	8,300	7,890	17,480	21,922	45,744	121,491	142,292	202,432	361,984	15,835	3,816	11,856	30,183	83,316	12,678	57,994
43	Alabama	3,445	3,300	6,207	10,094	16,558	34,993	59,227	75,947	102,850	6,464	1,417	3,308	12,730	20,442	6,312	15,194
44	Mississippi	4,692	4,579	7,230	10,118	20,916	30,807	44,228	95,668	65,727	9,471	2,058	4,080	19,977	21,886	10,668	15,795
	WEST SOUTH CENTRAL:																
45	Arkansas	5,762	5,574	14,321	18,523	30,152	81,435	109,483	180,583	195,779	10,123	2,773	10,028	28,556	77,096	10,498	49,692
46	Louisiana	6,133	5,867	8,820	7,671	46,224	56,240	51,473	123,059	67,112	20,941	4,242	7,820	81,309	72,368	41,377	56,941
47	Oklahoma[2]	5,556	5,313	7,955	16,462	27,562	46,562	112,986	159,631	4,484	8,986	2,368	10,334	30,584	96,994	12,962	62,329
48	Texas	8,138	7,904	7,533	14,007	44,771	41,069	74,910	234,664	391,086	16,722	3,099	10,694	45,902	85,984	21,100	57,353
	MOUNTAIN:																
49	Montana	1,600	1,467	2,506	1,630	6,836	11,400	8,243	9,639	4,193	5,157	1,046	2,782	19,642	39,483	16,815	40,893
50	Idaho	1,158	1,084	2,076	1,790	5,174	9,994	8,900	9,536	7,296	3,583	644	1,575	14,246	30,174	11,220	31,684
51	Wyoming	759	700	742	744	3,630	3,570	3,411	2,452	1,797	2,206	438	1,003	8,191	12,806	6,243	11,884
52	Colorado	3,268	2,982	4,166	2,486	15,776	20,687	12,250	15,002	12,105	7,633	1,937	4,206	40,487	70,825	27,089	58,742
53	New Mexico	660	636	606	557	3,117	2,340	2,693	1,527	1,104	1,787	251	471	1,809	3,382	1,210	2,662
54	Arizona	552	496	360	295	3,471	2,116	1,824	2,439	1,685	2,203	286	465	5,949	8,277	4,052	7,865
55	Utah	330	309	825	891	1,622	3,233	3,782	8,503	5,655	1,089	158	744	4,016	15,603	3,215	14,260
56	Nevada	285	262	290	221	2,016	1,451	1,139	2,379	2,718	1,209	152	251	2,884	3,680	2,059	4,310
	PACIFIC:																
57	Washington	2,472	2,252	2,504	2,558	13,171	15,643	13,179	66,433	14,122	8,967	1,355	3,063	34,719	74,853	28,437	85,641
58	Oregon	2,394	2,205	2,243	1,976	13,278	14,166	10,757	19,774	32,325	8,282	1,234	2,734	22,869	46,510	17,717	53,781
59	California	5,549	5,183	6,184	3,606	100,260	64,792	40,061	62,293	157,514	64,961	2,821	6,715	607,141	382,810	466,656	432,318

[1] For 1940, over 4 months old; for 1910 and 1900, over 3 months old; and for 1920 and 1890, age not specified.
[2] Figures for 1900 include Indian Territory; those for 1890 are for Oklahoma Territory alone.

VALUE, 1940; AND FARMS REPORTING NUMBER RAISED, WITH NUMBER RAISED AND VALUE, 1939 AND 1929; BY DIVISIONS AND STATES

DUCKS—Con.		GEESE																	
Raised—Continued			On hand 1									Raised							
Average value (dollars) per duck		Farms reporting on hand 1940 and/or raised 1939	Farms reporting			Number					Value, 1940 (dollars)	Farms reporting		Number		Value (dollars)		Average value (dollars) per goose	
1939	1929		1940	1920	1910	1940 (Apr.1)	1920 (Jan. 1)	1910 (Apr.15)	1900 (June 1)	1890 (June 1)		1939	1929	1939	1929	1939	1929	1939	1929	
0.82	1.08	138,155	131,368	527,836	662,324	634,868	2,939,203	4,431,980	5,676,788	8,440,175	636,545	85,413	396,727	1,152,299	3,989,831	1,486,873	6,643,746	1.29	1.67	1
0.90	1.31	1,134	1,063	4,499	4,210	5,436	18,939	27,202	27,298	51,187	9,148	519	4,058	6,350	26,950	13,734	80,357	2.16	2.98	2
0.91	1.43	5,587	5,227	25,101	22,949	23,646	101,081	84,797	117,231	207,308	38,291	3,261	23,138	69,206	197,870	136,399	550,895	1.97	2.78	3
0.75	1.04	30,362	28,461	120,007	132,085	126,900	542,080	638,907	933,817	1,640,887	155,859	19,982	100,348	307,988	1,175,603	437,574	2,243,868	1.42	1.91	4
0.80	0.84	57,894	54,620	163,879	176,840	231,938	798,523	961,045	985,209	1,399,962	233,043	40,248	136,712	587,602	1,550,136	670,955	2,353,202	1.18	1.52	5
0.68	1.03	7,257	7,026	55,441	87,329	36,456	392,645	679,872	908,908	1,321,439	35,541	3,599	26,582	34,547	200,228	46,385	342,736	1.34	1.71	6
0.46	0.71	10,946	10,753	71,570	131,891	64,904	505,441	1,145,929	1,534,894	2,601,459	44,131	4,617	38,511	50,998	252,511	25,495	267,403	0.82	1.06	7
0.46	0.68	17,304	16,961	66,878	92,895	109,496	492,785	824,120	1,054,270	1,147,269	73,893	8,916	48,717	82,552	397,245	67,018	428,082	0.81	1.08	8
0.74	0.94	4,051	3,871	11,373	5,906	17,676	47,133	26,946	15,676	5,769	22,518	2,375	10,116	26,139	93,243	43,095	171,614	1.65	1.84	9
0.77	1.13	3,620	3,386	9,088	8,219	18,416	40,576	43,162	119,487	64,895	24,121	1,896	8,745	26,919	96,045	46,224	205,589	1.72	2.14	10
1.00	1.66	268	246	984	1,057	1,058	3,480	4,021	4,566	7,270	1,853	114	863	1,194	5,425	2,388	15,660	2.00	2.89	11
0.90	1.62	118	115	374	356	492	1,349	1,438	1,289	2,795	841	35	353	285	1,989	570	5,769	2.00	2.93	12
0.90	1.38	146	138	498	677	563	1,813	2,505	5,187	10,838	961	70	537	742	3,503	1,484	9,834	2.00	2.81	13
0.90	1.28	295	276	1,014	896	1,794	4,896	12,313	6,389	8,379	3,050	140	1,030	2,025	6,656	4,558	19,984	2.25	3.00	14
1.00	1.62	51	49	256	266	203	1,419	2,725	6,335	16,805	325	22	241	298	1,889	671	5,762	2.25	3.05	15
0.98	1.70	256	239	1,373	958	1,324	5,982	4,200	3,530	5,100	2,118	138	1,034	1,806	7,508	4,063	23,348	2.25	3.11	16
0.90	1.47	1,908	1,810	7,988	7,647	8,670	32,045	29,310	45,933	80,403	15,779	1,034	8,011	13,125	73,471	25,970	214,562	1.98	2.92	17
0.90	1.36	470	424	1,961	1,900	2,082	12,655	9,166	10,518	20,367	3,752	267	1,815	3,899	22,722	70,911	69,302	2.09	3.05	18
0.95	1.37	3,209	2,993	15,152	13,402	12,914	56,381	46,321	60,780	106,538	18,760	1,960	13,312	22,182	101,677	39,518	267,031	1.78	2.63	19
0.71	1.06	4,602	4,278	19,363	24,121	21,230	84,785	112,706	179,665	277,225	24,277	2,845	16,610	44,659	169,837	62,671	316,427	1.40	1.86	20
0.68	0.92	2,946	2,740	16,364	21,734	14,862	89,216	139,081	271,004	434,778	15,242	1,792	14,272	28,474	145,655	36,030	248,492	1.27	1.71	21
0.75	0.98	9,080	8,507	39,107	42,763	37,825	195,769	226,546	307,657	725,904	40,099	6,187	30,990	97,365	408,360	125,715	752,360	1.29	1.84	22
0.77	1.17	5,374	5,086	18,944	18,180	21,770	73,205	66,792	73,267	72,896	32,682	3,292	16,086	45,862	182,117	68,007	375,425	1.48	2.06	23
0.87	1.14	8,360	7,850	26,329	25,287	31,213	99,105	93,782	102,224	130,082	43,559	5,866	22,390	91,628	269,634	145,151	551,164	1.58	2.04	24
0.66	0.87	12,540	12,032	34,237	27,866	49,902	146,906	105,161	90,975	69,224	59,085	8,843	29,134	136,319	381,204	181,037	601,131	1.33	1.58	25
0.62	0.89	12,449	11,563	38,127	44,495	52,042	187,270	215,221	223,612	261,695	56,737	8,880	31,291	140,851	386,564	178,637	637,879	1.27	1.65	26
0.49	0.76	8,310	7,775	29,226	44,777	40,347	191,479	365,866	428,307	849,230	50,624	5,360	25,931	78,694	275,083	77,237	373,372	0.98	1.36	27
0.68	0.86	5,547	5,423	14,069	8,009	17,449	54,951	30,456	17,206	9,593	20,602	3,748	12,185	38,394	134,729	48,500	211,016	1.26	1.57	28
0.58	0.82	7,217	7,010	15,786	13,623	28,014	73,093	59,991	33,334	22,465	28,723	5,076	12,425	75,595	144,329	87,734	207,948	1.16	1.44	29
0.56	0.82	6,903	6,276	17,427	20,604	25,156	75,253	89,128	74,007	69,839	22,877	5,020	12,863	58,709	118,052	60,031	177,739	1.02	1.51	30
0.48	0.76	4,928	4,541	15,007	17,466	19,028	69,571	95,222	97,768	117,916	14,395	3,321	12,883	39,040	110,175	37,779	144,117	0.97	1.31	31
0.74	1.20	188	179	874	1,019	873	4,006	5,111	6,458	10,525	1,094	114	969	1,601	11,444	3,008	32,043	1.88	2.80	32
0.73	1.10	806	771	4,129	4,909	4,081	20,014	23,606	33,389	91,238	5,660	545	3,646	8,923	41,598	16,198	108,087	1.82	2.60	33
0.75	1.05	------	------	5	1	------	26	40	16	84	------	----	1	------	1	------	2	----	2.00	34
0.51	0.90	2,026	1,938	8,604	12,460	8,834	46,985	79,093	125,495	216,175	8,750	971	5,801	7,918	37,463	9,683	66,684	1.22	1.78	35
0.67	0.93	744	721	5,431	10,447	3,517	33,379	72,972	129,948	176,723	3,238	297	2,910	1,785	18,953	2,080	31,341	1.17	1.65	36
0.56	0.75	1,828	1,778	18,966	29,189	9,206	143,006	238,205	284,424	375,991	9,124	994	7,243	9,517	51,233	11,036	62,652	1.16	1.22	37
0.62	0.84	713	705	4,938	8,125	3,419	30,437	59,664	83,543	121,525	2,939	329	1,901	2,168	10,631	2,168	12,013	1.00	1.13	38
0.53	0.81	798	781	11,211	18,194	5,618	104,612	171,625	208,997	291,676	3,924	290	3,580	2,184	24,443	1,771	24,484	0.81	1.00	39
1.06	1.35	154	153	1,283	2,985	908	10,180	29,556	36,658	37,502	812	59	531	451	4,462	441	5,430	0.98	1.22	40
0.44	0.72	2,437	2,378	23,576	43,380	15,675	177,420	399,932	541,576	967,417	10,263	960	10,732	5,992	73,123	4,681	81,255	0.77	1.11	41
0.42	0.70	2,634	2,576	21,596	41,906	14,952	158,156	366,687	391,698	778,128	9,703	1,033	10,378	5,902	62,634	4,866	63,680	0.82	1.02	42
0.50	0.74	1,241	1,218	7,619	17,992	7,175	51,671	142,519	243,657	381,226	4,820	465	3,872	2,669	23,364	2,223	25,329	0.83	1.08	43
0.53	0.72	4,634	4,581	18,779	28,813	27,102	118,194	236,791	357,963	474,688	19,345	2,159	13,329	16,433	93,390	13,725	97,139	0.84	1.04	44
0.37	0.64	5,258	5,185	24,653	38,095	34,491	191,171	343,995	378,475	469,083	22,574	2,534	15,659	19,442	119,408	14,661	126,999	0.75	1.06	45
0.51	0.79	4,286	4,214	13,921	14,167	26,030	95,955	121,534	169,936	149,312	19,377	2,640	11,037	23,782	84,155	19,973	88,328	0.84	1.05	46
0.42	0.64	2,992	2,860	11,191	13,824	15,306	77,266	113,594	90,150	725	10,206	1,510	8,532	14,539	66,567	12,606	81,035	0.87	1.22	47
0.46	0.67	4,768	4,702	17,113	26,809	33,669	128,393	244,997	415,709	528,149	21,736	2,232	13,489	24,789	127,115	19,778	131,720	0.80	1.04	48
0.86	1.04	1,199	1,155	3,719	1,592	4,530	15,435	7,013	2,629	722	6,605	748	3,146	7,598	27,630	12,782	55,027	1.68	1.99	49
0.79	1.05	911	865	2,890	1,878	3,796	12,190	8,842	3,850	1,447	5,065	571	2,291	6,738	25,121	12,060	45,645	1.79	1.82	50
0.76	0.93	463	444	912	419	1,837	3,633	1,708	1,312	155	2,576	261	947	2,466	6,850	4,147	12,313	1.68	1.80	51
0.67	0.83	987	937	2,597	1,053	3,841	10,296	4,455	2,576	1,098	4,201	561	2,628	5,737	21,877	8,201	36,786	1.43	1.68	52
0.67	0.79	174	166	195	151	2,050	921	779	830	216	1,865	74	212	2,277	2,162	3,490	3,531	1.53	1.63	53
0.68	0.95	90	86	161	87	448	716	701	840	157	547	41	159	292	1,554	430	3,108	1.47	2.00	54
0.80	0.91	133	131	709	609	764	3,040	2,938	2,759	1,451	1,147	69	556	646	6,608	1,254	11,894	1.94	1.80	55
0.71	1.17	94	87	190	117	410	902	510	880	525	512	50	177	385	1,441	731	3,310	1.90	2.30	56
0.82	1.14	1,222	1,124	3,265	3,052	5,076	13,935	14,858	64,488	5,847	7,485	705	3,141	9,249	35,084	16,192	74,182	1.75	2.11	57
0.77	1.15	869	814	2,443	2,600	4,659	11,727	14,109	26,580	21,389	5,839	470	2,405	7,715	25,588	12,157	53,141	1.58	2.08	58
0.77	1.13	1,529	1,448	3,380	2,567	8,681	14,914	14,195	28,419	37,659	10,799	721	3,199	9,955	35,373	17,875	78,266	1.80	2.21	59

TABLE 13.—GUINEAS AND PIGEONS—FARMS REPORTING, NUMBER, AND VALUE OF GUINEAS AND PIGEONS ON HAND, 1940, AND RAISED, 1939; WITH AVAILABLE COMPARATIVE DATA FOR GUINEAS, 1920 AND 1910; BY DIVISIONS AND STATES

(For 1940, numbers on hand over 4 months old; for 1920, age not specified; and for 1910, over 3 months old)

DIVISION AND STATE	GUINEAS											PIGEONS						
	Farms reporting on hand, 1940, and/or raised, 1939	On hand							Raised, 1939			Farms reporting on hand, 1940, and/or raised, 1939	On hand, 1940			Raised, 1939		
		Farms reporting			Number			Value, 1940 (dollars)	Farms reporting	Number	Value (dollars)		Farms reporting	Number	Value (dollars)	Farms reporting	Number	Value (dollars)
		1940	1920	1910	1940 (Apr.1)	1920 (Jan. 1)	1910 (Apr.15)											
United States	130,588	127,306	383,632	339,538	841,016	2,410,421	1,765,031	260,426	65,590	948,755	324,524	2,399	2,305	357,594	87,553	1,913	1,312,346	314,952
GEOGRAPHIC DIVISIONS:																		
New England	343	326	2,890	4,713	2,251	14,765	37,852	1,745	141	2,586	1,876	107	102	9,163	2,292	80	25,390	6,278
Middle Atlantic	4,945	4,753	38,121	35,692	31,934	252,910	166,729	18,680	2,809	52,120	32,725	300	278	98,132	20,115	250	382,074	90,965
East North Central	12,550	12,170	43,921	44,106	86,760	287,633	232,312	27,562	6,637	110,742	39,142	293	285	19,924	2,863	189	26,163	3,421
West North Central	26,237	25,428	53,134	45,732	176,353	307,148	223,998	46,164	15,345	310,191	88,281	257	249	27,787	3,053	197	32,273	4,040
South Atlantic	28,680	27,981	99,680	79,403	186,156	651,541	413,052	66,177	14,489	171,420	69,964	351	343	45,422	10,420	275	183,156	48,268
East South Central	25,540	24,976	71,486	66,610	146,881	420,371	342,028	40,807	11,559	102,579	30,966	73	71	2,889	530	57	7,365	1,524
West South Central	29,280	28,743	66,621	58,904	191,857	442,753	333,408	49,172	13,471	181,093	50,851	372	362	24,984	4,151	324	51,655	9,165
Mountain	1,625	1,587	4,180	2,190	10,250	17,663	8,383	5,044	593	9,853	5,453	129	122	6,822	1,404	105	11,155	2,489
Pacific	1,388	1,342	3,599	2,188	8,574	15,637	7,291	5,075	566	8,171	5,266	517	493	122,471	42,725	436	593,115	148,804
NEW ENGLAND:																		
Maine	55	34	388	1,073	240	1,426	13,340	194	11	245	208	9	9	385	96	8	843	169
New Hampshire	41	39	363	570	242	1,512	4,394	183	11	168	132	12	12	422	106	4	172	37
Vermont	71	68	550	938	397	2,062	3,742	337	30	245	171	9	9	471	118	7	594	125
Massachusetts	76	72	657	812	618	3,717	4,446	496	36	1,165	820	25	24	6,015	1,505	23	19,781	4,945
Rhode Island	27	24	184	268	184	1,383	4,277	138	12	216	162	9	9	636	158	7	1,072	269
Connecticut	93	89	748	1,052	570	4,665	7,653	397	41	547	383	43	39	1,256	309	31	2,928	733
MIDDLE ATLANTIC:																		
New York	864	825	6,496	8,197	6,172	32,265	33,020	4,511	405	8,174	5,669	97	87	10,821	2,634	89	38,613	9,178
New Jersey	472	452	3,660	3,470	4,133	32,018	21,994	2,631	268	6,437	4,503	89	83	59,381	13,213	65	223,582	55,895
Pennsylvania	3,809	3,476	27,965	24,025	21,629	188,627	111,715	11,538	2,136	37,509	22,553	114	108	27,930	4,268	96	119,879	25,892
EAST NORTH CENTRAL:																		
Ohio	2,258	2,184	8,129	10,917	14,906	50,848	53,953	5,387	998	14,205	5,529	47	44	2,734	386	19	3,495	459
Indiana	1,996	1,916	10,250	9,984	14,246	70,755	57,433	4,148	963	14,678	4,872	9	9	529	60	8	1,059	127
Illinois	5,897	5,739	18,532	14,206	44,170	131,315	84,057	12,505	3,561	64,014	21,730	76	74	4,395	446	43	2,719	362
Michigan	1,452	1,411	4,971	6,243	8,273	26,365	26,274	3,491	626	9,447	3,990	84	83	5,722	918	54	4,249	553
Wisconsin	947	920	2,039	2,756	5,165	8,350	10,595	2,051	489	8,398	5,021	77	75	6,544	1,053	65	14,641	1,920
WEST NORTH CENTRAL:																		
Minnesota	1,347	1,316	2,393	2,673	8,536	10,503	10,927	2,674	703	13,470	4,600	59	56	3,086	345	37	3,917	531
Iowa	3,473	3,340	9,693	8,587	24,501	57,595	38,448	7,335	1,883	31,323	10,513	20	17	14,165	1,417	15	12,194	1,551
Missouri	11,879	11,518	20,264	15,503	80,034	120,409	81,848	20,013	7,388	157,309	42,865	53	53	4,573	586	40	7,446	891
North Dakota	679	670	983	857	3,010	3,930	2,866	1,007	311	4,518	1,638	39	39	1,273	220	36	2,345	346
South Dakota	1,859	1,625	3,227	2,801	10,705	16,902	12,465	2,737	914	19,099	5,107	18	18	722	77	17	1,572	188
Nebraska	2,130	2,070	5,800	5,234	14,549	31,628	22,408	3,679	1,165	23,152	6,346	37	35	1,485	158	27	2,269	252
Kansas	5,070	4,889	10,774	10,077	35,018	66,181	55,236	8,719	2,981	61,320	17,212	31	31	2,483	250	25	2,530	281
SOUTH ATLANTIC:																		
Delaware	535	514	2,270	2,224	3,587	15,613	12,754	1,687	342	8,004	4,403	7	7	94	12	5	118	24
Maryland	1,859	1,793	12,335	9,758	12,500	85,130	51,653	5,313	1,208	29,517	14,955	32	32	2,249	416	18	2,911	503
Dist. of Columbia	2	2	18	7	19	259	28	8	2	15	8	1	1	50	10	1	30	5
Virginia	5,851	5,677	17,370	11,669	30,103	99,970	53,308	11,367	2,891	38,966	15,680	33	33	1,436	288	29	2,743	567
West Virginia	1,197	1,170	4,539	3,486	5,905	23,159	14,148	2,294	481	4,237	2,096	6	6	35	6	5	54	14
North Carolina	7,738	7,582	17,060	13,550	61,295	118,683	76,519	18,964	3,899	39,030	12,559	105	101	3,603	790	66	9,878	1,974
South Carolina	4,977	4,865	20,862	16,166	31,887	136,046	83,152	11,472	2,774	25,020	9,694	71	70	18,788	4,128	65	91,776	24,631
Georgia	4,922	4,819	21,845	19,472	30,427	146,511	101,543	10,380	2,208	18,583	6,694	62	61	9,853	1,967	56	45,750	10,221
Florida	1,599	1,559	3,381	3,071	10,433	26,170	19,927	4,692	684	8,048	3,875	34	32	9,354	2,803	30	29,896	10,329
EAST SOUTH CENTRAL:																		
Kentucky	4,448	4,353	12,733	9,256	27,032	74,698	46,721	6,939	2,027	21,435	5,676	23	23	318	47	12	431	61
Tennessee	7,506	7,144	14,720	12,811	45,351	90,821	68,841	11,204	3,128	28,044	7,734	14	14	1,066	178	14	3,040	576
Alabama	6,250	6,063	23,245	21,622	33,244	143,417	118,814	9,558	2,763	19,935	5,807	19	17	553	117	16	2,254	463
Mississippi	7,536	7,416	20,788	22,921	41,254	111,435	107,850	13,106	3,621	33,165	11,749	17	17	952	190	15	1,640	424
WEST SOUTH CENTRAL:																		
Arkansas	4,884	4,792	14,399	11,010	28,894	78,908	52,287	7,409	2,258	22,773	5,783	21	21	1,798	326	17	3,331	490
Louisiana	3,469	3,415	7,862	6,423	19,642	43,798	32,041	7,147	2,045	22,761	9,330	59	55	6,205	1,491	56	16,116	4,018
Oklahoma	9,950	9,716	17,759	13,643	72,735	128,508	78,973	16,689	4,740	76,339	19,799	41	40	1,472	197	39	2,811	394
Texas	10,977	10,820	26,601	27,828	70,586	191,539	170,107	17,927	4,428	59,220	15,939	251	246	15,509	2,137	212	29,397	4,261
MOUNTAIN:																		
Montana	186	184	536	217	2,279	1,631	653	1,392	79	2,932	2,091	19	19	612	158	19	1,688	361
Idaho	154	149	565	287	762	2,304	970	458	50	706	532	2	1	4	1	2	27	7
Wyoming	104	104	249	134	545	719	381	166	30	329	146	9	9	422	108	8	480	110
Colorado	689	667	1,857	859	3,538	7,317	3,668	1,188	259	4,023	1,740	43	41	1,828	318	28	1,870	394
New Mexico	302	295	555	480	1,760	3,005	1,953	960	99	1,003	404	8	8	453	91	8	850	200
Arizona	136	136	278	107	1,021	1,987	461	647	56	662	396	31	30	2,984	603	27	5,754	1,319
Utah	27	26	98	83	158	561	249	103	11	147	111	3	3	44	8	3	60	14
Nevada	27	26	42	23	187	139	68	130	9	51	33	14	11	475	119	10	426	84
PACIFIC:																		
Washington	341	332	1,027	586	1,686	3,922	1,763	921	128	1,657	1,153	29	27	4,404	1,235	24	10,474	3,142
Oregon	405	390	646	842	2,365	2,728	2,608	1,340	141	1,914	1,121	21	20	1,051	263	21	2,158	540
California	642	620	1,928	760	4,523	8,987	2,920	2,814	277	4,600	2,992	467	446	117,016	41,227	391	580,483	145,122

TABLE 14.—QUAIL, PHEASANTS, AND UNSPECIFIED AND OTHER POULTRY—FARMS REPORTING, NUMBER, AND VALUE ON HAND, 1940, AND RAISED, 1939; BY DIVISIONS AND STATES

(Numbers on hand over 4 months old)

DIVISION AND STATE	QUAIL							PHEASANTS							UNSPECIFIED AND OTHER POULTRY[1]				
	Farms reporting on hand, 1940, and/or raised, 1939	On hand, 1940			Raised, 1939			Farms reporting on hand, 1940, and/or raised, 1939	On hand, 1940			Raised, 1939			Farms reporting on hand, 1940, and/or raised, 1939	On hand, 1940		Raised, 1939	
		Farms reporting	Number	Value (dollars)	Farms reporting	Number	Value (dollars)		Farms reporting	Number	Value (dollars)	Farms reporting	Number	Value (dollars)		Farms reporting	Number	Farms reporting	Number
United States	290	274	53,017	98,088	198	171,434	215,394	1,078	952	153,359	357,578	669	573,363	1,031,498	15,620	14,330	83,971	9,591	143,149
GEOGRAPHIC DIVISIONS:																			
New England	15	14	2,906	4,358	12	7,784	7,784	113	104	17,891	40,255	78	80,312	140,545	134	124	2,669	61	2,047
Middle Atlantic	15	13	4,957	9,937	13	15,993	19,254	186	161	48,985	112,763	136	173,261	305,077	835	771	5,978	509	9,039
E. North Central	16	16	14,484	29,875	11	36,262	56,692	215	166	57,619	141,304	151	153,744	295,733	3,085	2,781	13,675	2,056	31,618
W. North Central	16	14	1,965	3,473	12	13,201	16,848	81	71	6,261	12,775	54	28,262	46,616	5,785	5,297	23,838	3,992	57,121
South Atlantic	60	54	10,745	17,276	45	54,327	60,722	89	85	2,411	5,218	48	6,257	9,993	1,787	1,654	10,870	956	13,270
E. South Central	18	18	3,107	5,238	10	10,102	11,979	39	34	687	1,379	19	582	880	1,192	1,089	6,688	589	5,766
W. South Central	86	84	8,856	15,431	58	9,384	11,632	76	74	1,577	3,546	26	807	1,413	1,725	1,604	11,096	904	12,296
Mountain	17	16	1,809	3,164	11	8,834	11,042	46	43	2,411	5,424	27	30,076	52,632	470	436	2,593	258	2,968
Pacific	47	45	4,188	7,336	27	15,537	19,441	233	214	15,517	34,914	130	102,062	178,809	607	574	6,564	266	9,024
NEW ENGLAND:																			
Maine	------	-----	-----	-----	-----	-----	-----	2	2	(2)	(2)	2	(2)	(2)	20	19	152	11	154
New Hampshire	2	2	(2)	(2)	2	(2)	(2)	13	12	768	1,728	8	2,955	5,171	15	14	255	6	21
Vermont	------	-----	-----	-----	-----	-----	-----	6	6	193	434	3	1,503	2,630	18	17	150	7	104
Massachusetts	4	4	715	1,072	4	3,175	3,175	32	28	5,795	13,039	18	23,960	41,930	45	41	861	20	435
Rhode Island	4	4	436	654	2	(2)	(2)	5	5	233	524	5	280	490	2	2	(2)	1	1
Connecticut	5	4	1,320	1,980	4	3,449	3,449	55	51	10,847	24,406	42	51,485	90,098	34	31	1,246	16	1,332
MIDDLE ATLANTIC:																			
New York	5	4	269	471	4	535	669	77	61	25,193	56,686	61	108,931	190,629	214	199	1,472	129	2,856
New Jersey	5	4	1,441	2,161	5	11,289	11,289	37	33	6,802	13,604	27	28,424	42,636	71	63	1,307	42	910
Pennsylvania	5	5	3,247	7,305	4	4,169	7,296	72	67	16,990	42,473	48	35,906	71,812	550	509	3,199	338	5,273
E. NORTH CENTRAL:																			
Ohio	1	1	(2)	(2)	-----	-----	-----	59	52	4,200	8,400	35	17,656	26,484	509	449	2,556	323	5,796
Indiana	4	4	2,580	5,805	3	6,310	11,043	36	15	249	623	30	2,975	5,950	316	284	1,617	189	3,231
Illinois	4	4	10,852	21,704	3	27,071	40,607	30	26	18,457	46,142	20	47,941	95,882	846	769	3,591	582	8,002
Michigan	3	3	637	1,433	3	1,880	3,290	28	20	2,574	5,791	20	5,856	8,783	471	416	2,041	310	4,612
Wisconsin	4	4	407	915	2	(2)	(2)	62	53	32,139	80,348	46	79,316	158,634	943	863	3,870	652	9,977
W. NORTH CENTRAL:																			
Minnesota	2	2	(2)	(2)	2	(2)	(2)	9	9	362	815	7	1,629	2,851	998	940	3,841	709	9,479
Iowa	------	-----	-----	-----	-----	-----	-----	22	21	1,554	3,884	14	3,984	7,968	1,296	1,157	5,017	934	14,569
Missouri	5	3	124	248	4	394	825	15	14	481	1,056	9	2,228	3,561	934	854	4,942	626	11,956
North Dakota	1	1	(2)	(2)	1	(2)	(2)	4	3	114	256	3	1,228	2,149	556	531	1,865	359	3,863
South Dakota	------	-----	-----	-----	-----	-----	-----	3	3	144	324	1	(2)	(2)	807	780	3,102	528	6,706
Nebraska	3	3	772	1,350	3	4,035	5,044	10	7	3,354	5,871	8	16,147	28,257	640	546	2,302	480	5,238
Kansas	5	5	1,049	1,836	2	(2)	(2)	18	14	252	569	12	916	1,602	554	489	2,769	356	5,310
SOUTH ATLANTIC:																			
Delaware	1	1	(2)	(2)	1	(2)	(2)	1	1	(2)	(2)	1	(2)	(2)	49	44	279	35	519
Maryland	6	6	91	159	6	174	218	20	19	595	1,190	12	862	1,294	298	282	1,783	161	3,022
Dist. of Columbia	------	-----	-----	-----	-----	-----	-----	-----	-----	-----	-----	-----	-----	-----	-----	-----	-----	-----	-----
Virginia	12	11	2,127	4,254	9	11,200	16,801	23	23	720	1,618	11	1,171	2,048	402	358	1,711	229	2,781
West Virginia	------	-----	-----	-----	-----	-----	-----	7	6	77	173	4	222	389	112	106	591	56	457
North Carolina	9	7	1,057	1,586	7	4,008	4,008	11	11	504	1,133	5	755	1,322	375	348	2,451	194	2,421
South Carolina	15	15	4,846	7,268	10	30,297	30,297	4	3	28	63	3	68	119	251	238	1,425	133	1,473
Georgia	12	9	1,636	2,304	9	3,998	3,998	15	14	122	273	8	152	267	204	186	1,385	101	2,098
Florida	5	5	798	1,197	3	1,650	1,650	8	8	75	188	4	27	54	96	92	1,245	47	499
E. SOUTH CENTRAL:																			
Kentucky	6	6	2,311	4,044	4	7,506	9,383	11	11	202	404	6	97	144	306	275	1,718	158	1,849
Tennessee	6	6	174	261	3	86	86	21	16	433	866	10	440	660	369	344	2,156	173	1,540
Alabama	2	2	(2)	(2)	-----	-----	-----	2	2	(2)	(2)	1	(2)	(2)	246	233	1,233	117	873
Mississippi	4	4	586	879	3	2,510	2,510	5	5	22	49	2	(2)	(2)	271	237	1,581	141	1,504
W. SOUTH CENTRAL:																			
Arkansas	11	11	576	1,009	8	1,045	1,307	5	5	50	113	2	(2)	(2)	244	220	1,375	139	2,127
Louisiana	4	4	276	414	2	(2)	(2)	8	8	119	266	4	121	213	274	263	1,796	177	2,271
Oklahoma	8	7	514	900	5	610	762	10	9	168	379	5	65	113	533	490	3,434	264	3,535
Texas	63	62	7,490	13,108	43	7,289	9,113	53	52	1,240	2,788	15	554	970	674	631	4,491	324	4,363
MOUNTAIN:																			
Montana	------	-----	-----	-----	-----	-----	-----	4	4	499	1,125	2	(2)	(2)	96	88	453	62	1,031
Idaho	1	1	(2)	(2)	1	(2)	(2)	2	2	(2)	(2)	1	(2)	(2)	59	57	236	32	395
Wyoming	------	-----	-----	-----	-----	-----	-----	2	1	(2)	(2)	2	(2)	(2)	56	53	233	27	180
Colorado	6	6	305	533	5	1,970	2,462	11	10	109	245	7	908	1,589	152	137	656	84	800
New Mexico	6	5	547	957	4	1,564	1,955	7	7	82	183	3	70	122	42	40	613	19	248
Arizona	1	1	(2)	(2)	-----	-----	-----	7	7	65	146	4	61	107	34	32	241	21	224
Utah	1	1	(2)	(2)	-----	-----	-----	5	4	183	412	4	217	379	18	16	92	6	43
Nevada	2	2	(2)	(2)	1	(2)	(2)	8	8	267	601	4	1,861	3,257	13	13	69	7	47
PACIFIC:																			
Washington	------	-----	-----	-----	-----	-----	-----	26	18	4,703	10,583	17	28,631	50,105	106	98	623	53	833
Oregon	2	1	(2)	(2)	1	(2)	(2)	23	19	2,592	5,833	18	16,287	28,501	117	107	631	46	999
California	45	44	4,118	7,214	26	15,062	18,847	184	177	8,222	18,498	95	57,144	100,003	384	369	5,310	167	7,192

[1] See text discussion.
[2] Where there are less than 3 farms reporting, data are included only in the United States totals.

TABLE 15.—FARM INCOME—INCOME ON POULTRY FARMS COMPARED WITH INCOME ON ALL FARMS, BY DIVISIONS AND STATES, 1939

DIVISION AND STATE	INCOME ON ALL CLASSIFIED FARMS [1]			INCOME ON POULTRY FARMS [2]						
	Farms reporting	Total income (dollars)		Number of poultry farms		Income from all sources [3]		Income from poultry and poultry products sold or traded		
		Amount	Average per farm	Number	Percent of all classified farms	Total (dollars)	Percent of income on all farms	Dollars	Percent of income from all sources	Average per farm (dollars)
United States	5,968,755	7,813,644,567	1,309	217,570	3.6	359,097,849	4.6	259,760,700	72.3	1,194
GEOGRAPHIC DIVISIONS:										
New England	151,760	236,199,585	1,793	14,775	11.2	40,549,658	17.2	33,907,423	83.6	2,295
Middle Atlantic	340,001	587,180,351	1,727	38,691	11.4	76,142,927	13.0	55,795,447	73.3	1,442
East North Central	982,475	1,483,760,598	1,510	44,685	4.5	51,300,673	3.5	31,191,201	60.8	698
West North Central	1,066,716	1,830,749,777	1,716	37,025	3.5	44,958,889	2.5	28,046,498	62.4	758
South Atlantic	1,001,426	915,827,709	915	22,942	2.3	44,153,587	4.8	32,671,380	74.0	1,424
East South Central	1,008,777	609,665,515	604	6,154	0.6	5,388,809	0.9	3,185,043	59.1	517
West South Central	947,091	959,646,533	1,013	19,541	2.1	19,182,051	2.0	11,612,899	60.5	594
Mountain	224,574	486,785,439	2,168	8,115	3.6	13,444,542	2.8	9,578,726	71.2	1,180
Pacific	265,935	703,829,060	2,647	25,642	9.6	63,975,715	9.1	53,774,082	84.1	2,097
NEW ENGLAND:										
Maine	38,105	50,508,172	1,325	2,733	7.2	5,904,211	11.7	4,520,852	76.6	1,654
New Hampshire	16,201	22,939,158	1,416	2,216	13.7	6,709,587	29.2	5,713,313	85.2	2,578
Vermont	23,090	38,214,720	1,655	701	3.0	1,729,793	4.5	1,267,795	73.3	1,809
Massachusetts	30,868	68,449,320	2,217	5,211	16.9	14,651,579	21.4	12,570,433	85.8	2,412
Rhode Island	2,951	8,246,648	2,795	612	20.7	1,457,315	17.7	1,219,273	83.7	1,992
Connecticut	20,545	47,841,567	2,329	3,302	16.1	10,097,173	21.1	8,615,807	85.3	2,609
MIDDLE ATLANTIC:										
New York	149,696	273,175,038	1,825	13,777	9.2	28,924,082	10.6	21,494,601	74.3	1,560
New Jersey	24,910	78,917,781	3,168	6,089	24.4	16,024,447	20.3	14,118,742	88.1	2,319
Pennsylvania	165,395	235,087,532	1,421	18,825	11.4	31,194,398	13.3	20,182,104	64.7	1,072
EAST NORTH CENTRAL:										
Ohio	227,309	294,663,952	1,296	14,620	6.4	18,229,799	6.2	10,991,541	60.3	752
Indiana	180,905	247,045,839	1,366	9,416	5.2	10,445,549	4.2	6,490,548	62.1	689
Illinois	209,076	454,583,861	2,174	7,388	3.5	6,836,234	1.5	4,300,547	62.9	582
Michigan	181,877	209,720,223	1,153	9,455	5.2	10,272,174	4.9	5,930,477	57.7	629
Wisconsin	183,308	277,746,723	1,515	3,826	2.1	5,516,917	2.0	3,478,088	63.0	909
WEST NORTH CENTRAL:										
Minnesota	194,077	344,075,858	1,773	5,808	3.0	12,680,288	3.7	8,303,298	65.5	1,430
Iowa	209,407	561,856,688	2,683	4,761	2.3	9,289,002	1.7	6,571,051	70.7	1,380
Missouri	249,878	261,856,589	1,048	11,190	4.5	9,984,245	3.8	5,917,456	59.3	529
North Dakota	72,933	115,258,595	1,580	894	1.2	988,726	0.9	509,377	51.5	570
South Dakota	70,524	107,965,850	1,531	2,438	3.5	1,925,847	1.8	1,004,869	52.2	412
Nebraska	118,730	212,811,223	1,792	4,529	3.8	4,234,648	2.0	2,479,402	58.6	547
Kansas	151,167	226,984,994	1,502	7,405	4.9	5,857,153	2.6	3,261,046	55.7	440
SOUTH ATLANTIC:										
Delaware	8,705	17,952,051	2,062	2,118	24.3	8,779,116	48.9	7,640,095	87.0	3,607
Maryland	40,938	64,083,970	1,565	3,796	9.3	7,840,070	12.2	5,742,874	73.3	1,513
Dist. of Columbia	65	517,279	7,958	5	7.7	5,779	1.1	3,785	65.5	757
Virginia	171,894	150,912,239	878	6,893	4.0	12,674,057	8.4	8,874,103	70.0	1,287
West Virginia	97,059	54,315,061	560	2,263	2.3	2,631,597	4.8	1,655,844	62.9	732
North Carolina	274,236	262,437,677	957	2,486	0.9	3,879,321	1.5	2,563,209	66.1	1,031
South Carolina	136,357	110,748,841	812	873	0.6	1,485,877	1.3	994,225	66.9	1,139
Georgia	213,577	165,956,195	777	1,821	0.9	3,007,678	1.8	2,016,105	67.0	1,107
Florida	58,595	88,904,396	1,517	2,687	4.6	3,850,092	4.3	3,181,140	82.6	1,184
EAST SOUTH CENTRAL:										
Kentucky	248,100	174,492,449	703	1,988	0.8	1,520,061	0.9	885,954	58.3	446
Tennessee	243,254	156,491,597	643	1,766	0.7	1,243,080	0.8	692,288	55.7	392
Alabama	229,582	119,740,527	522	1,548	0.7	1,675,659	1.4	994,213	59.3	642
Mississippi	287,841	158,940,942	552	852	0.3	950,009	0.6	610,588	64.3	717
WEST SOUTH CENTRAL:										
Arkansas	213,730	159,098,085	744	3,194	1.5	3,874,364	2.4	2,571,060	66.4	805
Louisiana	147,781	114,046,616	772	492	0.3	461,020	0.4	302,698	65.7	615
Oklahoma	176,340	176,765,767	1,002	3,473	2.0	5,050,129	1.7	1,707,385	58.0	492
Texas	409,240	509,736,065	1,246	12,382	3.0	11,796,538	2.3	7,031,756	59.6	568
MOUNTAIN:										
Montana	40,384	91,548,302	2,267	963	2.4	961,171	1.0	572,423	59.6	594
Idaho	42,244	91,729,972	2,171	931	2.2	1,410,660	1.5	885,902	62.8	952
Wyoming	14,465	49,246,671	3,405	440	3.0	562,594	1.1	348,087	61.9	791
Colorado	48,702	108,699,894	2,232	2,523	5.2	3,428,017	3.2	2,448,381	71.4	970
New Mexico	32,830	47,770,894	1,455	382	1.2	394,355	0.8	257,407	65.3	674
Arizona	17,750	42,061,782	2,370	642	3.6	955,958	2.3	729,709	76.3	1,137
Utah	24,855	43,594,989	1,754	1,997	8.0	5,326,169	12.2	4,060,407	76.2	2,033
Nevada	3,344	12,132,935	3,628	237	7.1	405,618	3.3	276,410	68.1	1,166
PACIFIC:										
Washington	79,161	130,848,839	1,653	6,636	8.4	12,558,899	9.6	9,746,509	77.6	1,469
Oregon	59,533	107,550,797	1,807	4,458	7.5	10,299,757	9.6	7,658,132	74.2	1,718
California	127,241	465,429,424	3,658	14,548	11.4	41,117,057	8.8	36,389,441	88.5	2,501

[1] Includes farms with usable reports for value of farm products sold, traded, or used by farm households; but excludes farms with no products sold, traded, or used by farm households, and, also, unclassified farms.

[2] Farms with major source of income from poultry and poultry products sold or traded.

[3] All farm products sold, traded, or used by farm households.

TABLE 15.—FARM INCOME—INCOME ON POULTRY FARMS COMPARED WITH INCOME ON ALL FARMS, BY DIVISIONS AND STATES, 1939—Continued

DIVISION AND STATE	AVERAGE INCOME PER FARM FROM ALL FARM SOURCES FOR EACH GROUP[4] OF CLASSIFIED FARMS (DOLLARS)									
	Live-stock farms	Poultry farms	Dairy farms	Other live-stock products farms	Field crop farms	Vege-table farms	Fruit and nut farms	Horticul-tural specialty farms	Forest products farms	Subsis-tence farms
United States	2,529	1,650	1,962	2,488	1,379	2,241	2,251	6,924	1,113	360
GEOGRAPHIC DIVISIONS:										
New England	2,372	2,744	2,830	1,794	2,466	1,947	2,436	7,906	1,294	323
Middle Atlantic	2,171	1,968	2,482	1,775	1,907	2,539	2,367	8,158	979	359
East North Central	2,153	1,148	1,556	2,527	2,062	1,632	1,731	7,301	910	350
West North Central	2,447	1,214	1,362	1,803	1,985	1,220	1,202	8,179	643	409
South Atlantic	1,887	1,925	3,897	1,404	1,015	2,285	2,437	5,633	1,533	379
East South Central	1,598	876	1,861	1,277	716	973	1,148	5,725	1,074	343
West South Central	3,048	982	1,981	3,321	1,066	1,249	1,306	4,393	946	370
Mountain	4,248	1,657	1,795	2,815	2,279	2,244	1,287	6,371	679	302
Pacific	4,628	2,495	3,075	1,768	4,470	4,841	2,688	5,909	934	279
NEW ENGLAND:										
Maine	1,647	2,160	1,820	1,996	2,765	1,706	1,367	5,042	1,160	339
New Hampshire	2,103	3,028	2,399	1,599	690	1,618	2,020	6,112	1,680	351
Vermont	2,147	2,468	2,341	2,454	570	1,226	3,741	6,350	1,338	327
Massachusetts	4,145	2,812	3,861	1,416	2,220	2,015	2,668	7,925	1,111	303
Rhode Island	1,811	2,381	4,992	1,122	4,236	1,886	1,957	5,577	1,677	388
Connecticut	2,569	3,058	3,811	1,332	3,963	2,157	3,042	10,868	862	280
MIDDLE ATLANTIC:										
New York	1,822	2,099	2,388	1,898	1,734	2,429	2,110	8,607	895	335
New Jersey	4,379	2,632	5,744	1,552	3,639	2,752	3,245	8,961	563	297
Pennsylvania	2,248	1,657	2,239	1,704	1,868	2,456	2,656	7,282	1,136	376
EAST NORTH CENTRAL:										
Ohio	1,914	1,247	1,541	1,077	1,696	1,701	1,512	7,770	1,012	338
Indiana	1,926	1,109	1,355	1,738	1,766	1,291	1,529	6,049	911	329
Illinois	2,841	925	2,012	2,246	2,747	1,963	2,392	9,025	931	348
Michigan	1,687	1,089	1,329	1,876	1,468	1,661	1,668	5,724	874	367
Wisconsin	2,225	1,442	1,606	5,372	1,475	1,623	2,170	6,701	873	396
WEST NORTH CENTRAL:										
Minnesota	2,343	2,183	1,411	1,872	2,423	1,754	916	9,691	614	451
Iowa	3,214	1,951	1,776	1,878	2,801	1,299	936	12,630	616	458
Missouri	1,605	892	1,196	1,485	1,526	995	1,268	6,353	736	369
North Dakota	1,834	1,106	1,157	1,454	1,783	1,042	303	8,418	491	572
South Dakota	1,890	790	1,168	1,762	1,672	942	252	13,600	283	408
Nebraska	2,667	955	1,176	2,458	1,601	896	1,768	6,192	643	452
Kansas	2,417	791	1,237	1,846	1,602	844	1,468	4,937	617	379
SOUTH ATLANTIC:										
Delaware	2,176	4,145	2,620	660	1,322	1,324	3,017	7,257	1,617	384
Maryland	2,379	2,065	3,182	1,085	1,565	1,675	2,011	8,417	1,437	339
Dist. of Columbia	679	1,156	35,875	———	———	872	———	10,948	———	235
Virginia	2,368	1,839	4,678	2,084	1,100	1,814	3,236	7,402	1,549	388
West Virginia	1,484	1,163	2,423	1,097	867	1,189	3,579	5,933	1,103	350
North Carolina	1,354	1,560	4,080	1,902	1,188	1,302	2,008	5,085	1,550	401
South Carolina	1,617	1,702	4,734	908	868	1,743	3,512	4,070	1,503	348
Georgia	1,767	1,652	4,396	1,688	819	1,088	3,597	5,523	1,666	418
Florida	1,826	1,433	9,640	1,180	1,326	3,817	2,154	4,291	1,753	296
EAST SOUTH CENTRAL:										
Kentucky	1,676	765	1,731	954	1,028	1,388	1,079	6,656	967	306
Tennessee	1,478	704	1,681	1,295	766	1,009	1,388	4,676	1,136	376
Alabama	1,885	1,082	4,283	2,048	596	1,332	1,001	7,577	1,136	347
Mississippi	1,431	1,115	1,545	1,091	622	725	953	4,997	1,027	347
WEST SOUTH CENTRAL:										
Arkansas	1,273	1,213	1,464	1,359	944	847	1,487	3,247	794	388
Louisiana	1,642	937	3,633	1,584	855	853	855	3,253	1,114	361
Oklahoma	2,089	878	1,357	2,624	1,252	989	1,083	6,636	443	360
Texas	3,875	953	2,283	3,417	1,167	1,389	1,710	4,212	1,244	366
MOUNTAIN:										
Montana	4,420	998	2,178	3,534	2,153	1,406	1,295	7,726	819	342
Idaho	4,117	1,515	1,342	1,888	2,537	3,873	2,512	3,062	769	366
Wyoming	5,582	1,279	2,082	7,432	2,452	1,622	921	2,788	1,213	392
Colorado	4,150	1,359	1,862	2,184	2,172	1,810	1,192	8,512	737	269
New Mexico	3,646	1,052	2,601	1,503	1,792	943	1,421	6,923	681	246
Arizona	3,323	1,489	3,844	963	5,374	8,755	1,109	3,465	285	273
Utah	3,671	2,667	1,316	4,276	1,553	1,422	1,145	5,692	240	344
Nevada	6,972	1,711	3,038	6,360	2,157	2,135	1,019	3,858	2,092	352
PACIFIC:										
Washington	2,574	1,893	1,657	1,416	3,580	2,100	2,586	4,412	717	269
Oregon	3,757	2,310	1,840	1,988	2,978	2,996	1,795	3,949	1,035	319
California	6,456	2,826	5,313	1,819	5,915	6,037	2,819	7,177	1,099	247

[4] See footnotes to Table 4 for explanation of classified groups.

TABLE 16.—INCOME FROM ALL FARM PRODUCTION ON POULTRY FARMS [1] —PERCENT REPORTING OTHER FARM PRODUCTION WITH PERCENT OF TOTAL FARM INCOME, BY SOURCE OF INCOME, BY DIVISIONS AND STATES, 1939

DIVISION AND STATE	Number of poultry farms [1]	PERCENT OF POULTRY FARMS REPORTING INCOME FROM SOURCES SPECIFIED						Gross farm income of poultry farms [2] (dollars)	PERCENT OF GROSS FARM INCOME ON POULTRY FARMS FROM SOURCES SPECIFIED						
		Dairy products sold or traded	Livestock sold or traded	Field crops sold or traded	Vegetables sold	Fruits and nuts sold or traded	Farm products used by farm households		Poultry and products sold or traded	Dairy products sold or traded	Livestock sold or traded	Field crops sold or traded	Vegetables sold	Fruits and nuts sold or traded	Farm products used by farm households
United States	217,570	45.6	48.0	33.6	9.6	15.6	97.8	359,097,849	72.3	5.5	5.1	4.5	1.0	1.4	9.4
GEOGRAPHIC DIVISIONS:															
New England	14,775	24.3	22.6	20.0	12.0	13.2	98.5	40,549,658	83.6	4.4	1.1	1.2	1.0	1.1	6.8
Middle Atlantic	38,691	35.6	39.5	32.9	15.5	19.9	98.9	76,142,927	73.3	5.9	3.4	4.3	1.7	1.6	9.2
East North Central	44,685	59.0	57.6	34.1	8.5	13.8	97.8	51,300,873	60.8	9.5	9.3	5.5	0.9	1.0	11.9
West North Central	37,025	64.4	64.1	36.1	2.7	7.6	96.4	44,959,889	62.4	7.8	11.2	6.2	0.2	0.3	11.2
South Atlantic	22,942	37.2	46.2	39.2	20.1	16.3	97.5	44,153,587	74.0	2.5	3.7	5.1	1.9	1.3	10.6
East South Central	6,154	38.4	49.8	49.1	7.6	15.6	96.0	5,388,809	59.1	4.0	6.6	10.0	0.9	1.2	17.4
West South Central	19,541	47.9	61.8	49.5	8.0	13.3	98.1	19,182,051	60.5	5.0	8.2	8.2	0.7	1.2	15.2
Mountain	8,115	44.4	42.0	34.3	7.4	13.3	97.3	13,444,542	71.2	5.1	5.5	7.2	1.0	0.8	8.2
Pacific	25,642	30.4	27.7	17.3	3.9	27.1	98.3	63,975,713	84.1	3.1	2.0	2.1	0.3	2.6	5.3
NEW ENGLAND:															
Maine	2,733	42.6	35.7	27.0	15.3	17.7	99.0	5,904,211	76.6	5.6	2.0	1.9	1.2	1.5	9.7
New Hampshire	2,216	27.7	22.4	23.2	10.0	13.0	98.6	6,709,587	85.2	3.9	0.9	0.9	0.5	0.8	6.8
Vermont	701	42.7	42.2	25.4	9.0	9.8	98.7	1,729,793	73.3	10.0	2.9	1.7	0.6	1.5	8.2
Massachusetts	5,211	14.6	12.5	16.7	12.9	13.2	98.4	14,651,579	85.8	3.6	0.7	1.0	1.2	1.2	5.9
Rhode Island	612	19.3	18.6	15.5	10.5	15.8	97.2	1,457,315	88.7	3.8	1.0	1.2	0.5	1.1	7.5
Connecticut	3,302	19.0	24.1	16.9	10.2	10.0	98.4	10,097,173	85.3	4.2	1.0	1.2	0.9	0.8	6.3
MIDDLE ATLANTIC:															
New York	13,777	39.6	40.2	30.7	15.5	20.3	98.6	28,924,082	74.3	6.7	2.9	3.3	1.6	2.0	8.5
New Jersey	6,089	8.8	15.8	13.2	16.2	9.0	98.2	16,024,447	88.1	1.4	0.8	1.3	2.0	0.8	5.5
Pennsylvania	18,825	41.3	46.6	40.9	15.3	23.2	99.3	31,194,398	64.7	7.4	5.2	6.7	1.6	1.6	11.8
EAST NORTH CENTRAL:															
Ohio	14,620	61.0	60.2	35.8	8.1	15.5	98.2	18,229,799	60.3	9.1	9.6	5.8	0.8	1.1	12.0
Indiana	9,416	62.8	61.1	33.2	7.8	9.8	98.2	10,445,549	62.1	7.9	10.7	5.7	0.9	0.6	11.4
Illinois	7,388	55.4	60.4	33.7	3.4	8.8	97.2	6,856,234	62.9	6.4	10.4	6.3	0.4	0.5	12.6
Michigan	9,435	55.5	49.9	36.3	12.2	19.2	97.8	10,272,174	57.7	11.8	7.7	5.8	1.3	1.7	12.6
Wisconsin	3,826	57.7	52.8	25.0	11.7	14.0	96.9	5,516,917	63.0	13.9	7.5	2.6	0.9	0.7	10.6
WEST NORTH CENTRAL:															
Minnesota	5,808	67.9	63.6	41.7	4.4	7.8	95.5	12,680,288	65.5	9.7	9.3	6.4	0.3	0.3	7.8
Iowa	4,761	62.0	56.1	25.7	3.2	9.6	94.4	9,289,002	70.7	5.5	11.0	4.5	0.2	0.2	7.6
Missouri	11,190	60.6	70.9	28.4	2.3	11.1	98.4	9,984,245	59.3	6.4	12.4	4.4	0.2	0.6	15.8
North Dakota	894	64.4	59.4	56.9	1.8	0.4	95.7	988,726	51.5	9.0	11.4	15.0	0.1	(3)	11.6
South Dakota	2,438	64.5	61.7	39.4	1.9	1.2	95.7	1,925,847	52.2	9.2	15.1	8.0	0.2	(3)	14.0
Nebraska	4,529	68.2	61.1	44.8	2.7	4.4	96.1	4,234,648	58.6	8.2	11.6	7.9	0.2	0.2	12.8
Kansas	7,405	68.7	62.7	41.0	2.0	5.5	96.1	5,857,133	55.7	8.9	11.8	8.7	0.2	0.2	14.1
SOUTH ATLANTIC:															
Delaware	2,118	18.6	37.5	37.0	44.3	19.5	94.7	8,779,116	87.0	1.2	0.9	2.1	2.8	1.9	4.0
Maryland	3,796	30.9	39.7	41.1	36.4	15.4	98.2	7,840,070	73.3	3.9	3.2	5.0	3.9	1.4	8.9
Dist. of Columbia	5	20.0	20.0	40.0	40.0	40.0	60.0	5,779	65.5	3.6	0.9	4.1	9.5	1.2	15.0
Virginia	6,893	54.9	60.8	37.6	15.8	10.7	98.2	12,674,057	70.0	3.0	6.0	5.0	1.3	0.9	12.8
West Virginia	2,263	44.3	62.1	21.7	8.7	17.0	98.5	2,651,597	62.9	3.8	8.8	2.3	0.9	1.1	18.4
North Carolina	2,486	40.8	41.2	55.4	8.5	11.2	97.4	3,879,321	66.1	3.1	3.1	10.2	0.7	0.4	15.5
South Carolina	873	29.0	39.7	69.3	16.2	12.7	97.4	1,485,877	68.9	1.7	2.6	15.8	1.1	1.0	11.9
Georgia	1,821	36.5	44.0	64.2	18.1	23.4	97.1	3,007,678	67.0	1.9	3.4	11.2	1.4	1.1	13.0
Florida	2,687	9.5	19.5	15.5	11.8	29.7	98.2	3,850,092	82.6	0.7	1.6	1.5	1.1	2.5	9.2
EAST SOUTH CENTRAL:															
Kentucky	1,988	40.4	55.7	42.2	3.2	10.0	94.5	1,520,061	58.3	4.6	9.9	8.7	0.4	1.1	18.2
Tennessee	1,766	43.8	53.1	39.8	5.8	11.1	95.5	1,243,080	55.7	6.2	8.3	8.3	0.7	0.7	19.3
Alabama	1,548	35.9	42.4	63.8	12.9	23.4	97.7	1,675,659	59.3	2.5	4.1	12.9	1.3	1.7	17.6
Mississippi	852	26.8	42.6	57.6	11.7	23.7	97.2	950,009	64.3	2.8	3.8	9.0	1.0	1.5	16.6
WEST SOUTH CENTRAL:															
Arkansas	3,194	60.1	65.3	27.6	13.1	26.4	98.4	3,874,364	66.4	5.4	5.8	2.9	0.8	3.8	14.3
Louisiana	492	20.1	33.3	37.6	13.0	16.9	95.5	461,020	65.7	2.0	3.5	6.7	1.1	1.4	18.7
Oklahoma	3,473	64.0	62.4	49.7	3.1	12.4	97.8	3,050,129	56.0	8.3	10.5	9.7	0.2	0.7	14.2
Texas	12,382	41.4	61.9	55.6	7.9	10.1	98.2	11,796,538	59.6	4.2	8.6	9.6	0.7	0.5	15.6
MOUNTAIN:															
Montana	963	46.6	40.7	36.2	5.5	9.1	98.9	961,171	59.6	7.1	6.7	8.0	0.6	0.6	15.4
Idaho	931	61.5	52.2	42.4	5.7	19.3	98.1	1,410,660	62.8	8.9	6.8	7.8	1.4	1.0	10.3
Wyoming	440	51.4	50.7	27.5	2.0	2.5	98.2	562,594	61.9	4.9	10.7	8.0	0.2	0.3	12.7
Colorado	2,525	42.5	42.2	30.8	5.7	11.5	95.7	3,428,017	71.4	5.7	6.4	6.4	0.9	0.7	7.8
New Mexico	382	41.4	33.0	29.1	6.8	12.6	99.0	394,355	65.3	5.5	6.3	5.8	0.7	1.1	13.8
Arizona	642	28.2	33.0	19.9	5.3	16.7	99.2	955,958	76.3	2.8	4.8	3.6	0.6	1.2	10.1
Utah	1,997	43.2	40.3	42.3	13.3	16.8	97.8	5,326,169	76.2	3.7	4.0	8.0	1.3	1.0	5.2
Nevada	237	36.3	40.5	24.5	8.0	9.3	92.8	405,618	68.1	6.4	5.8	7.5	1.7	0.4	9.0
PACIFIC:															
Washington	6,636	49.7	36.6	19.7	5.5	22.4	99.1	12,558,899	77.6	6.7	2.4	2.0	0.5	1.6	8.5
Oregon	4,458	54.7	51.0	30.1	5.3	29.5	98.6	10,299,757	74.2	4.5	4.4	4.9	0.4	2.4	7.4
California	14,548	14.2	16.6	12.3	2.7	28.5	97.8	41,117,057	88.5	1.6	1.3	1.4	0.3	3.0	5.7

[1] Farms with major source of income from poultry and poultry products sold or traded.
[2] Value of all farm products sold, traded, or used by farm households.
[3] Less than one-tenth of 1 percent.

TABLE 17.—POULTRY AND EGG PRODUCTION PER CAPITA—EGGS PRODUCED 1879 TO 1939, CHICKENS RAISED AND CHICKENS SOLD, 1909 TO 1939, PER CAPITA BASED ON TOTAL POPULATION; BY DIVISIONS AND STATES

(Figures for 1934 and 1924 based on estimated population July 1, 1935 and July 1, 1925)

DIVISION AND STATE	PRODUCTION PER CAPITA OF POPULATION																CHICKENS SOLD FROM FARMS PER CAPITA OF POPULATION (NUMBER)			
	Chicken eggs (number)						Eggs of all kinds (number)				Chickens raised (number)									
	1939	1934	1929	1924 [1]	1919 [1]	1909 [2]	1909 [2]	1899	1889	1879	1939	1934	1929	1924	1919	1909 [3]	1939	1929	1919	1909 [4]
United States	218	204	263	198	188	205	208	204	156	109	5.0	4.7	5.5	4.7	4.5	5.0	2.3	2.3	1.3	1.7
GEOGRAPHIC DIVISIONS:																				
New England	133	104	93	85	61	100	101	109	91	80	3.0	2.2	2.0	1.7	1.1	1.6	2.1	1.1	0.4	0.8
Middle Atlantic	118	109	116	107	82	99	101	110	98	83	2.1	1.8	2.0	1.6	1.4	1.8	1.3	1.0	0.5	0.8
East North Central	214	226	258	220	224	256	258	262	216	156	4.6	4.8	5.4	4.7	4.6	5.4	2.1	2.6	1.8	2.1
West North Central	552	516	702	502	454	456	460	426	297	184	12.4	12.6	14.9	12.2	10.1	10.2	4.8	6.3	3.2	3.1
South Atlantic	139	124	169	123	124	132	134	121	90	65	5.7	4.4	4.5	4.4	4.7	5.3	3.2	1.8	1.1	1.7
East South Central	174	154	214	144	186	182	184	167	131	97	5.0	5.4	5.5	5.4	5.7	6.6	1.5	1.8	1.3	1.8
West South Central	256	184	292	170	184	224	226	215	134	77	5.8	4.8	6.4	5.4	5.6	6.2	2.0	2.0	0.9	1.4
Mountain	235	250	316	223	180	161	162	130	63	42	4.4	4.4	5.7	4.4	3.9	3.2	1.5	2.0	0.8	0.8
Pacific	257	266	360	271	216	197	199	197	132	85	3.8	3.3	5.2	3.6	3.8	3.3	2.2	2.6	1.2	1.4
NEW ENGLAND:																				
Maine	227	187	207	206	156	240	241	230	170	131	4.5	3.7	4.1	3.6	2.5	3.4	3.0	2.3	1.0	1.6
New Hampshire	355	267	220	214	136	208	209	204	161	116	7.7	6.6	5.8	5.3	2.4	3.2	5.8	3.6	1.0	1.4
Vermont	189	197	223	215	176	236	237	219	163	110	4.0	3.4	3.8	3.8	2.9	3.5	2.5	1.8	1.0	1.6
Massachusetts	94	66	51	41	30	50	50	55	48	44	1.8	1.4	1.2	0.9	0.6	0.9	1.2	0.7	0.3	0.5
Rhode Island	55	43	43	40	31	63	64	90	70	68	1.2	1.0	0.9	0.8	0.7	1.1	0.8	0.5	0.2	0.5
Connecticut	142	117	101	94	55	91	92	105	91	100	4.6	2.7	2.2	1.8	1.1	1.8	3.6	1.1	0.4	0.8
MIDDLE ATLANTIC:																				
New York	87	89	93	94	72	94	95	103	92	75	1.5	1.3	1.6	1.3	1.1	1.5	0.9	0.7	0.4	0.6
New Jersey	135	106	107	90	50	69	70	76	67	71	2.4	1.9	2.0	1.5	1.1	1.7	1.5	1.1	0.4	1.0
Pennsylvania	152	138	149	129	105	115	117	128	114	96	2.8	2.4	2.7	2.0	1.8	2.1	1.6	1.4	0.8	1.0
EAST NORTH CENTRAL:																				
Ohio	200	214	246	211	213	252	254	265	229	162	4.3	4.3	4.9	4.2	3.9	4.8	2.1	2.5	1.6	1.9
Indiana	291	290	384	335	340	356	359	338	266	175	7.9	8.0	9.0	8.1	7.7	8.2	3.8	4.4	2.9	3.0
Illinois	172	169	215	186	196	211	213	215	189	140	4.0	4.3	5.0	4.4	4.6	5.5	1.7	2.4	1.9	2.1
Michigan	160	201	192	189	183	254	256	269	197	152	3.3	3.4	3.7	3.5	3.4	4.5	1.5	1.8	1.3	1.9
Wisconsin	357	357	365	254	243	258	260	268	208	144	5.6	6.2	6.8	5.0	4.5	4.5	2.3	2.8	1.5	1.7
WEST NORTH CENTRAL:																				
Minnesota	513	458	502	361	303	308	311	296	186	127	10.1	9.1	10.5	8.0	6.3	5.5	4.4	4.7	2.1	1.8
Iowa	795	705	915	662	602	586	592	556	436	238	17.1	16.9	19.5	15.7	12.9	13.0	7.4	8.9	5.2	4.7
Missouri	395	382	596	440	413	404	407	329	238	157	8.3	9.0	11.2	9.8	8.6	9.2	3.2	5.0	3.1	3.2
North Dakota	360	359	492	392	386	355	360	280	225	28	10.1	8.6	12.0	8.9	8.2	6.6	2.8	3.9	1.3	1.0
South Dakota	649	531	919	618	572	506	515	518	302	113	17.1	13.5	21.2	15.6	12.0	9.9	6.2	8.5	2.9	2.3
Nebraska	648	609	745	490	455	468	472	463	263	190	17.4	18.4	18.8	15.1	12.2	12.4	6.2	7.2	3.2	3.1
Kansas	564	595	865	613	516	575	580	597	358	210	13.3	15.7	17.9	15.9	12.7	14.1	4.1	6.8	3.5	3.7
SOUTH ATLANTIC:																				
Delaware	278	309	564	346	210	261	264	232	158	117	66.3	24.4	14.3	7.1	5.4	6.9	62.3	6.7	2.0	3.1
Maryland	150	146	204	155	125	141	144	126	100	64	6.5	4.1	4.5	3.9	3.6	4.2	4.6	2.2	1.1	1.8
Dist. of Columbia	2	2	3	2	1	2	2	2	3	2	(5)	(5)	(5)	(5)	(5)	(5)	(5)	(5)	(5)	(5)
Virginia	224	202	274	195	190	201	204	165	98	71	8.3	6.5	6.9	6.6	6.2	7.4	5.0	3.2	2.0	2.9
West Virginia	145	145	194	167	178	186	188	216	156	131	3.2	2.9	3.2	3.3	3.3	4.3	1.6	1.4	1.2	1.6
North Carolina	141	119	149	106	116	126	128	112	87	64	4.9	4.8	4.6	5.2	5.5	6.2	1.8	1.6	1.2	2.1
South Carolina	109	81	110	78	91	87	87	81	59	41	4.4	4.1	4.3	4.6	5.4	5.3	1.3	1.3	0.7	1.0
Georgia	121	91	126	85	96	95	96	84	75	55	4.3	3.8	4.2	4.3	5.0	5.3	1.4	1.3	0.7	1.1
Florida	92	87	118	91	81	101	102	96	86	46	2.4	2.0	2.3	2.2	2.2	3.1	1.5	1.1	0.6	1.0
EAST SOUTH CENTRAL:																				
Kentucky	191	174	248	176	210	229	232	197	159	115	6.0	6.8	6.6	6.5	6.4	7.7	1.9	2.3	1.5	2.2
Tennessee	192	178	265	195	250	227	231	189	157	127	5.1	6.0	6.1	6.4	6.7	7.3	1.8	2.5	1.9	2.4
Alabama	142	123	157	92	120	123	125	123	86	64	3.7	3.8	4.1	3.8	4.3	5.3	1.1	1.2	0.8	1.3
Mississippi	171	136	182	102	159	136	137	147	106	67	5.2	5.1	5.3	4.7	5.5	6.0	1.2	1.3	0.8	1.3
WEST SOUTH CENTRAL:																				
Arkansas	258	173	253	158	193	202	206	235	142	99	7.5	5.6	6.0	5.4	5.2	6.1	3.5	2.0	1.0	1.5
Louisiana	115	75	128	64	88	104	106	111	64	43	3.2	2.9	3.5	2.8	3.1	3.5	0.6	0.7	0.3	0.6
Oklahoma	301	232	403	279	269	328	333	314	46	----	7.3	6.9	9.7	8.9	8.3	9.3	2.1	3.5	1.6	2.1
Texas	296	209	318	168	181	238	240	228	174	87	5.6	4.5	6.2	4.9	5.5	6.1	2.0	1.8	0.8	1.5
MOUNTAIN:																				
Montana	292	289	344	301	259	190	192	148	70	64	5.9	5.4	6.8	5.7	5.9	3.6	1.6	1.9	1.1	1.0
Idaho	337	335	442	322	239	237	239	214	100	99	6.3	5.6	7.6	5.8	5.2	4.9	1.9	2.5	1.0	1.1
Wyoming	236	230	307	241	195	170	172	122	64	18	5.0	4.7	5.6	5.2	4.6	3.4	1.5	1.6	0.8	0.7
Colorado	206	232	317	218	181	159	160	127	78	32	4.6	5.1	6.1	4.9	4.1	3.2	1.5	2.1	0.8	0.8
New Mexico	138	131	192	123	102	109	109	52	21	24	2.7	2.7	3.5	2.8	2.6	2.7	0.8	0.9	0.4	0.6
Arizona	91	95	140	114	91	102	102	80	28	22	1.8	1.7	2.3	1.9	1.7	1.8	0.9	1.0	0.4	0.7
Utah	375	427	436	222	152	149	150	147	64	69	4.7	4.9	7.0	5.4	2.5	2.5	1.9	3.0	0.6	0.8
Nevada	170	223	283	202	139	126	128	167	45	23	3.4	2.9	4.8	3.3	2.4	2.2	1.7	2.2	0.7	0.8
PACIFIC:																				
Washington	352	410	548	338	189	172	173	173	91	80	4.5	4.7	7.1	4.7	3.6	3.2	2.1	3.3	1.1	1.1
Oregon	303	295	357	281	224	211	212	224	168	114	4.4	3.8	4.8	4.6	4.0	3.8	2.0	1.9	1.2	1.4
California	225	223	337	248	225	206	207	198	135	80	3.6	2.9	4.7	3.0	3.8	3.3	2.3	2.4	1.3	1.5

[1] Includes estimates for incomplete reports.
[2] In the Census of 1920 an estimate was made of the production of eggs for 1909 from poultry other than chickens and, after deductions from the total, the remainder was presented as the production of chicken eggs.
[3] To obtain figures for chickens alone in 1909, the number and value of other fowls raised have been estimated and deducted.
[4] Fowls of all kinds.
[5] Less than one-tenth.

COUNTY TABLE 1.—CHICKENS ON FARMS 1940, 1935, AND 1930; CHICKEN EGGS PRODUCED AND CHICKENS RAISED 1939, 1934, AND 1929; AND CHICKENS SOLD, 1939 AND 1929; CLASSIFIED BY NUMBER ON HAND

(Chickens on hand over 4 months old Apr. 1, 1940 and over 3 months old Jan. 1, 1935 and Apr. 1, 1930)

STATE OR COUNTY AND NUMBER OF CHICKENS ON HAND	CHICKENS ON HAND						CHICKEN EGGS PRODUCED					CHICKENS RAISED						CHICKENS SOLD			
	Farms reporting			Number			Farms reporting		Dozens			Farms reporting			Number			Farms reporting		Number	
	1940 (Apr. 1)	1935 (Jan. 1)	1930 (Apr. 1)	1940 (Apr. 1)	1935 (Jan. 1)	1930 (Apr. 1)	1939	1934	1939	1934	1929	1939	1934	1929	1939	1934	1929	1939	1929	1939	1929
ALABAMA																					
Total	211,126	243,240	221,604	5,951,099	6,778,210	5,428,068	201,690	234,042	33,473,064	28,169,922	34,564,672	194,685	222,260	219,781	10,466,581	10,435,956	10,733,979	74,126	95,830	3,078,028	3,113,015
None	———	———	———	———	———	———	846	313	221,646	29,341	125,732	987	373	981	106,191	25,952	41,974	610	583	89,769	23,437
Under 25	117,807	130,314	203,115	1,599,544	1,820,765	3,857,496	109,672	122,590	8,367,845	6,568,497	23,503,386	104,076	113,879	200,377	3,389,531	3,219,213	8,305,513	29,473	83,240	729,456	2,122,936
25-49	67,241	83,713		2,146,351	2,660,151		65,610	82,307	11,327,858	10,511,481		64,471	79,957		3,632,304	4,091,856		29,314		934,568	
50-99	20,171	24,217	15,000	1,210,778	1,433,787	895,489	19,750	23,908	6,408,122	5,899,667	5,456,848	19,426	23,341	14,952	1,770,439	1,940,895	1,343,603	10,733	9,405	550,590	449,602
100-199	4,514	5,771	2,509	543,550	436,623	299,779	4,428	3,718	3,368,508	2,176,732	2,073,993	4,361	3,577	2,496	813,112	537,589	432,350	2,913	1,786	347,864	183,313
200-399	1,114	929	667	271,290	226,473	170,835	1,106	913	2,159,941	1,467,537	1,385,280	1,085	852	666	437,705	269,286	267,893	853	546	232,977	138,300
400-799	228	243	(1)	111,833	121,393	(1)	227	240	980,022	881,196	(1)	226	230	(1)	172,494	148,410	(1)	184	(1)	96,003	(1)
800-1599	40	41	(1)	40,577	41,185	(1)	40	41	415,648	323,970	(1)	40	39	(1)	83,255	56,628	(1)	35	(1)	55,973	(1)
1600-3199	10	9	(1)	21,676	19,125	(1)	10	9	169,474	192,251	(1)	10	9	(1)	37,550	62,127	(1)	10	(1)	22,828	(1)
3200 and over	1	3	(1)	5,500	18,708	(1)	1	3	54,000	119,250	(1)	1	3	(1)	24,000	84,000	(1)	1	(1)	18,000	(1)
400-699	214	219	211	101,708	104,328	100,767	213	217	891,634	741,295	845,329	212	208	208	153,314	124,735	130,566	171	174	83,703	67,905
700-999	36	44	56	28,310	34,300	44,665	36	43	284,698	272,992	466,517	36	41	55	43,355	51,375	76,958	30	54	23,105	53,070
1000-2499	24	28	39	33,068	37,575	52,737	24	28	333,777	294,130	489,987	24	27	39	80,130	76,555	86,542	24	37	55,496	51,402
2500 and over	5	5	7	16,500	24,208	26,300	5	5	109,035	208,250	217,600	5	5	7	40,500	98,500	50,580	5	5	30,500	23,050
Autauga																					
Total	2,086	2,379	2,200	50,864	56,485	52,018	2,003	2,249	359,706	189,825	413,796	1,888	2,143	2,124	96,671	94,666	112,263	806	960	33,846	44,465
None	———	———	———	———	———	———	6	1	262	15	340	11	2	4	399	225	110	10	4	298	51
Under 25	1,330	1,509	2,067	17,336	19,996	36,036	1,250	1,403	125,493	57,247	284,252	1,149	1,312	1,987	35,161	35,896	78,940	401	870	8,174	23,417
25-49	577	668		18,243	20,750		570	648	121,088	68,967		552	632		32,319	32,380		282		11,322	
50-99	125	162	102	7,778	9,491	6,212	123	158	49,292	33,036	40,295	122	157	102	15,846	15,338	11,333	76	63	8,107	4,305
100-199	45	30	20	5,272	3,738	2,475	45	29	42,377	14,516	16,234	45	30	20	10,466	5,707	5,820	30	12	4,790	2,715
200 and over	9	10	11	2,235	2,510	7,295	9	10	21,194	16,044	72,675	9	10	11	2,480	5,120	16,060	7	11	1,155	13,977
Baldwin																					
Total	2,355	2,496	2,129	161,172	147,996	162,682	2,124	2,404	1,382,616	1,009,278	1,649,654	2,060	2,327	2,097	237,476	165,681	253,961	1,018	1,070	109,501	121,658
None	———	———	———	———	———	———	21	1	5,398	50	4,760	28	1	11	7,742	50	935	27	11	7,321	1,112
Under 25	854	941	1,299	11,634	13,529	29,144	697	887	67,953	50,997	248,467	664	834	1,266	25,076	22,832	62,081	201	454	9,284	23,041
25-49	605	711		19,606	22,716		543	690	126,353	101,729		540	682		33,336	30,528		223		12,181	
50-99	380	427	392	23,858	25,905	24,709	362	414	171,189	158,112	224,441	349	407	385	33,977	31,470	42,835	183	238	12,740	18,923
100-199	289	241	238	36,025	29,534	30,163	276	239	293,120	228,324	314,780	260	235	236	52,822	31,056	45,879	198	190	22,898	20,127
200-399	180	138	131	44,274	34,102	33,605	178	137	452,019	258,245	377,251	172	131	130	57,770	29,739	47,834	145	115	29,091	26,798
400-799	40	32	(1)	19,475	16,110	(1)	40	30	186,079	148,743	(1)	40	31	(1)	17,753	14,990	(1)	35	(1)	10,761	(1)
800 and over	7	6	(1)	6,300	6,100	(1)	7	6	80,505	63,078	(1)	7	6	(1)	9,000	5,016	(1)	6	(1)	5,225	(1)
400-699	39	28	45	18,775	13,310	21,241	39	27	178,279	128,263	220,338	39	27	45	17,053	12,840	23,512	34	38	10,161	11,815
700 and over	8	10	24	7,000	8,900	23,820	8	9	88,305	83,558	259,617	8	10	24	9,700	7,166	30,885	7	24	5,825	19,842
Barbour																					
Total	3,104	3,278	3,267	66,905	78,704	67,400	2,959	3,229	294,271	311,484	390,326	2,959	3,117	3,227	151,609	137,105	143,897	798	1,077	38,329	33,003
None	———	———	———	———	———	———	6	1	139	6	80	7	1	3	195	30	90	3	2	34	39
Under 25	2,257	2,190	3,116	29,598	29,741	52,435	2,124	2,145	105,961	93,759	261,256	2,118	2,041	3,075	66,654	52,895	116,102	470	983	8,754	22,201
25-49	731	900		22,627	27,618		714	896	82,220	95,145		719	891		46,134	46,288		268		7,821	
50-99	95	153	130	5,419	8,845	7,778	94	152	20,281	32,786	49,040	95	152	129	9,233	13,467	13,725	44	78	1,915	4,358
100-199	18	27	15	2,279	3,200	1,612	18	27	9,352	19,418	10,457	17	24	14	3,193	3,825	3,030	13	14	19,805	6,405
200 and over	3	8	6	6,982	9,300	5,575	3	8	76,318	70,370	69,493	3	8	6	26,200	20,600	10,950				

Bibb																				
Total	1,632	1,578	1,590	42,870	41,322	39,560	1,553	1,450	224,452	132,432	225,187	1,496	1,259	1,581	65,140	56,603	65,843	599	698	17,273	18,681
None	———	———	———	———	———	———	1	3	154	167	180	3	3	4	60	110	136	1	3	10	109
Under 25	880	875	1,446	12,576	13,032	28,434	815	770	62,997	38,237	155,897	764	634	1,433	20,925	18,524	50,273	220	600	3,607	12,610
25-49	579	552		18,333	17,550		568	531	99,607	56,967		562	480		27,962	22,594		283		7,755	
50-99	148	128	113	8,743	7,445	6,717	145	126	40,687	24,228	37,939	142	120	113	11,593	9,380	9,509	79	72	3,876	3,052
100 and over	25	23	31	3,218	3,295	4,409	24	20	21,007	12,833	31,171	25	22	31	4,600	5,995	5,925	16	23	2,025	2,910
Blount																					
Total	4,067	4,410	3,845	184,849	169,841	119,423	3,854	4,184	1,330,362	875,533	839,263	3,559	3,727	3,835	250,431	181,788	264,586	1,634	2,005	93,910	72,014
None	———	———	———	———	———	———	29	14	6,665	1,148	3,705	33	14	18	1,481	467	1,418	13	14	575	657
Under 25	1,330	1,533	3,340	20,451	24,048	74,895	1,182	1,374	134,597	113,733	550,514	985	1,235	3,318	35,609	36,535	206,175	301	1,654	11,304	43,826
25-49	1,612	1,994		53,674	64,127		1,548	1,933	341,412	308,256		1,491	1,728		69,252	74,269		644		19,387	
50-99	782	668	416	48,364	39,780	25,290	762	652	332,633	187,705	153,161	730	570	411	62,580	36,475	31,942	422	285	24,939	12,828
100-199	242	147	61	29,982	18,504	7,791	234	144	222,332	102,861	51,376	220	125	61	33,802	16,627	9,032	170	47	14,585	3,707
200-399	76	51	15	18,305	12,662	4,166	74	50	161,112	75,259	24,062	75	42	15	25,982	8,445	5,835	64	13	11,140	3,502
400-799	21	15	(1)	10,073	8,120	(1)	21	15	95,756	64,391	(1)	21	11	(1)	17,125	6,170	(1)	17	(1)	10,580	(1)
800 and over	4	2	(1)	4,000	2,600	(1)	4	2	35,855	22,180	(1)	4	2	(1)	4,600	2,800	(1)	3	(1)	1,400	(1)
400-699	20	11	9	9,373	5,230	4,281	20	11	90,356	37,636	31,239	20	9	8	15,425	4,195	4,034	16	8	9,580	3,050
700 and over	5	6	4	4,700	5,490	3,000	5	6	41,255	48,935	25,206	5	4	4	6,300	4,775	6,150	4	4	2,400	4,464
Bullock																					
Total	2,348	2,752	2,530	47,662	54,176	45,094	2,190	2,508	222,477	129,832	181,865	2,094	2,453	2,491	75,267	75,497	84,205	425	952	15,852	16,311
None	———	———	———	———	———	———	7	3	189	36	225	5	3	6	120	35	86	3	1	119	15
Under 25	1,739	2,041	2,421	20,306	24,441	37,685	1,589	1,825	92,528	52,168	132,333	1,511	1,817	2,376	32,417	35,029	73,195	279	901	4,075	14,431
25-49	469	560		14,537	16,909		456	534	63,956	42,861		444	501		22,820	24,131		94		3,089	
50-99	90	126	92	5,113	7,537	5,334	89	121	22,500	18,277	35,693	86	109	92	6,654	11,150	7,877	22	42	982	1,415
100-199	40	19	15	4,863	2,254	1,675	39	19	20,849	6,090	11,024	38	19	15	9,097	3,872	2,755	20	8	5,817	450
200 and over	10	6	2	2,843	3,035	400	10	6	22,455	10,400	2,590	10	4	2	4,159	1,300	292	7	———	1,750	———
Butler																					
Total	3,091	3,564	3,248	76,142	80,956	72,182	2,972	3,521	376,715	287,005	426,995	2,879	3,140	3,179	139,788	114,055	151,886	907	1,342	30,904	50,096
None	———	———	———	———	———	———	8	———	288	———	1,080	7	1	5	174	94	252	2	4	37	105
Under 25	1,852	2,282	3,017	25,744	32,471	54,729	1,743	2,243	121,773	109,378	316,998	1,661	1,981	2,943	52,003	45,956	118,988	415	1,185	9,427	33,279
25-49	983	1,044		30,801	32,323		966	1,040	150,568	114,987		958	943		56,315	43,368		368		11,342	
50-99	213	209	109	12,535	12,232	11,070	212	209	63,721	43,869	66,470	210	193	189	17,962	17,237	17,906	99	120	4,006	7,757
100-199	28	25	34	3,417	2,905	4,148	28	25	15,525	10,781	26,590	28	18	34	4,924	3,900	8,640	13	27	1,442	4,299
200 and over	15	4	8	3,645	1,025	2,235	15	4	24,840	7,990	15,857	15	4	8	8,410	3,500	6,100	10	6	4,650	4,676
Calhoun																					
Total	2,410	2,908	2,682	81,637	88,419	76,235	2,285	2,786	470,262	309,321	494,240	2,222	2,657	2,667	117,006	138,574	144,872	759	1,212	27,647	40,641
None	———	———	———	———	———	———	7	———	1,587	———	531	9	2	6	283	400	282	8	3	196	175
Under 25	955	1,250	2,406	14,440	19,309	54,583	867	1,149	77,200	73,650	350,943	820	1,073	2,385	25,606	35,740	111,027	178	1,026	3,813	28,567
25-49	1,036	1,226		33,461	39,118		1,000	1,209	181,382	131,709		989	1,165		47,320	63,426		339		9,428	
50-99	338	372	242	20,031	21,755	14,618	331	369	115,466	70,975	88,621	326	359	242	26,374	29,598	20,915	181	155	7,301	6,190
100-199	60	52	22	7,228	5,902	2,714	60	51	48,218	25,361	15,841	58	50	22	9,307	7,485	4,286	37	19	3,184	2,023
200-399	17	6	9	3,962	1,435	2,220	16	6	25,309	5,426	15,186	16	6	9	5,585	1,450	5,412	12	7	2,225	2,836
400 and over	4	2	3	2,515	900	2,100	4	2	21,100	2,200	23,118	4	2	3	2,531	475	2,950	4	2	1,500	850
Chambers																					
Total	2,707	3,528	3,337	82,436	97,402	68,864	2,606	3,384	475,652	400,634	405,203	2,446	3,286	3,290	177,746	186,862	168,574	971	1,543	67,549	48,188
None	———	———	———	———	———	———	13	3	1,283	2,240	1,675	12	5	14	431	485	662	9	10	407	243
Under 25	1,531	2,094	3,121	20,324	28,883	51,362	1,441	1,961	96,728	81,036	285,122	1,339	1,883	3,061	53,945	65,996	136,908	416	1,398	16,943	36,545
25-49	787	1,053		24,636	32,918		768	1,040	110,696	105,298		732	1,033		57,538	67,057		330		21,277	
50-99	256	290	175	15,210	16,913	10,131	252	289	74,883	61,584	55,315	237	284	174	27,027	28,014	19,414	125	108	9,143	6,595
100-199	93	51	27	11,181	6,439	3,166	93	51	85,327	42,683	22,433	86	48	27	20,290	9,918	4,800	63	15	9,724	1,325
200-399	36	32	10	9,160	7,940	2,380	35	32	86,390	72,104	19,370	36	26	10	15,055	10,355	3,715	28	12	10,055	3,480
400 and over	4	8	4	1,925	4,309	1,825	4	8	20,345	35,689	21,288	4	7	4	3,460	5,037	3,075				

[1] Comparison with later censuses may be found in groups below beginning with 400-699.

COUNTY TABLE 1.—CHICKENS ON FARMS 1940, 1935, AND 1930; CHICKEN EGGS PRODUCED AND CHICKENS RAISED 1939, 1934, AND 1929; AND CHICKENS SOLD, 1939 AND 1929; CLASSIFIED BY NUMBER ON HAND—Continued

(Chickens on hand over 4 months old Apr. 1, 1940 and over 3 months old Jan. 1, 1935 and Apr. 1, 1930)

STATE OR COUNTY AND NUMBER OF CHICKENS ON HAND	CHICKENS ON HAND						CHICKEN EGGS PRODUCED					CHICKENS RAISED						CHICKENS SOLD			
	Farms reporting			Number			Farms reporting		Dozens			Farms reporting			Number			Farms reporting		Number	
	1940 (Apr.1)	1935 (Jan.1)	1930 (Apr.1)	1940 (Apr. 1)	1935 (Jan. 1)	1930 (Apr. 1)	1939	1934	1939	1934	1929	1939	1934	1929	1939	1934	1929	1939	1929	1939	1929
ALABAMA—Con.																					
Cherokee																					
Total	2,716	3,193	3,142	108,759	116,989	89,791	2,583	3,150	558,364	556,452	502,464	2,489	3,041	3,140	145,447	195,045	163,480	946	1,330	32,454	35,757
None	—	—	—	—	—	—	5	7	1,625	720	1,265	4	7	12	320	287	500	1	5	50	69
Under 25	826	983	2,792	13,039	15,450	65,232	739	944	66,238	74,383	358,806	713	886	2,778	24,477	38,929	132,626	227	1,144	4,673	28,796
25-49	1,222	1,472		40,851	48,395		1,180	1,464	197,940	241,727		1,136	1,422		55,608	83,632		418		9,410	
50-99	526	624	310	31,877	37,548	18,359	519	622	159,373	170,656	103,967	499	614	310	36,732	53,797	24,682	219	154	7,977	5,515
100-199	105	100	32	12,337	11,406	3,726	103	100	63,138	44,341	22,471	101	99	32	14,875	13,585	3,527	52	22	3,484	926
200-399	31	11	5	7,400	2,790	1,259	31	11	38,736	16,925	7,757	30	11	5	9,965	3,055	1,425	23	4	5,060	436
400 and over	6	3	3	3,275	1,400	1,215	6	2	31,314	7,700	8,200	6	2	3	3,470	1,760	720	6	1	1,800	15
Chilton																					
Total	3,360	3,670	3,465	95,909	102,926	85,687	3,121	3,511	568,548	423,095	580,940	3,037	3,401	3,433	224,668	224,964	171,290	1,472	1,414	118,072	51,907
None	—	—	—	—	—	—	10	1	1,229	25	1,451	17	6	12	1,902	3,105	504	12	8	1,624	174
Under 25	1,927	2,003	3,272	28,585	30,273	62,939	1,730	1,858	169,185	135,161	415,190	1,654	1,772	3,228	67,415	56,677	131,712	660	1,284	26,542	32,793
25-49	1,067	1,402		33,258	44,001		1,032	1,388	189,451	184,180		1,014	1,363		66,699	70,873		551		28,317	
50-99	273	228	134	16,296	13,090	7,795	260	227	95,096	56,431	48,161	261	225	134	30,183	17,579	12,339	182	79	16,661	4,242
100-199	66	28	39	7,494	3,144	4,693	62	28	38,890	17,319	30,312	64	27	39	11,919	3,580	6,775	41	27	6,953	2,700
200-399	18	7	14	4,528	1,710	3,225	18	7	28,146	11,353	28,868	18	6	14	8,650	4,650	6,780	17	11	6,175	2,998
400 and over	9	2	(1)	5,750	10,708	(1)	9	2	46,551	18,626	(1)	9	2	(1)	37,900	68,500	(1)	9	(1)	31,800	(1)
400-699	6	1	1	2,900	600	400	6	1	24,186	7,126	4,800	6	1	1	13,400	500	600	6	—	10,700	—
700 and over	3	1	5	2,850	10,108	4,637	3	1	22,365	11,500	52,158	3	1	5	24,500	68,000	12,580	3	5	21,100	9,000
Choctaw																					
Total	2,832	2,753	2,451	63,098	66,988	52,879	2,609	2,696	322,907	198,702	307,424	2,547	2,619	2,445	117,840	106,602	99,654	687	573	18,779	17,026
None	—	—	—	—	—	—	7	2	530	62	700	9	2	10	338	85	353	2	4	32	131
Under 25	1,852	1,610	2,297	24,775	22,734	42,121	1,666	1,557	120,298	61,588	246,716	1,581	1,488	2,281	50,325	39,727	83,321	307	499	5,648	12,047
25-49	777	908		24,183	28,441		742	903	119,462	81,291		761	895		44,923	43,629		281		8,086	
50-99	176	205	135	10,113	11,889	8,248	167	204	53,233	39,279	45,314	169	205	135	17,214	19,133	12,795	81	58	3,856	3,959
100-199	23	27	16	2,602	3,024	1,760	23	27	14,989	12,002	10,204	23	27	16	3,925	3,478	2,185	16	12	1,177	889
200 and over	4	3	3	1,425	900	750	4	3	14,395	4,480	4,490	4	2	3	1,115	550	1,000				
Clarke																					
Total	3,286	3,571	2,891	68,407	77,650	62,515	3,182	3,480	376,200	280,982	345,247	3,051	3,242	2,864	105,183	117,006	116,342	966	1,258	20,652	35,825
None	—	—	—	—	—	—	15	23	1,594	543	1,733	12	8	15	341	154	689	6	10	72	328
Under 25	2,264	2,393	2,698	29,675	32,716	47,993	9	2,508	171,307	108,412	251,370	2,048	2,138	2,656	50,276	54,023	94,967	559	1,130	8,590	27,864
25-49	824	949		25,632	28,899			39	133,190	102,900		801	889		37,628	41,567		319		8,373	
50-99	175	199	165	10,104	11,645	9,722	187		49,046	36,749	57,927	167	182	165	13,307	16,861	13,317	67	102	2,624	4,225
100-199	20	24	21	2,382	2,710	2,375	20	23	15,915	17,671	15,892	20	21	21	2,981	3,051	3,969	15	16	993	3,408
200 and over	3	6	7	614	1,680	2,425	3	6	5,148	14,707	18,325	3	4	7	650	1,350	3,400				
Clay																					
Total	2,425	2,905	2,677	92,673	94,638	80,243	2,348	2,814	652,587	588,518	603,024	2,217	2,688	2,684	136,378	134,866	150,204	1,158	1,615	53,994	65,686
None	—	—	—	—	—	—	14	29	4,275	5,009	1,805	11	20	14	1,489	2,388	492	12	7	1,392	304
Under 25	973	1,386	2,407	14,891	20,847	50,929	906	1,286	98,124	121,056	374,237	839	1,222	2,402	27,550	36,473	100,503	378	1,406	9,571	37,768
25-49	988	1,138		31,803	36,052		968	1,123	214,245	184,745		936	1,097		48,921	53,094		502		18,953	
50-99	328	286	200	20,211	17,118	11,948	327	282	128,803	101,066	85,316	306	271	199	25,394	18,455	17,676	177	142	9,450	7,848

100-199	91	59	34	11,421	7,601	4,429	88	59	80,221	69,066	33,231	83	48	33	14,829	9,422	7,233	53	30	6,955	4,544
200-399	37	21	24	9,360	5,090	6,172	37	20	79,360	37,977	49,271	35	16	24	12,605	4,929	7,600	29	19	4,820	2,567
400 and over	8	15	12	4,987	7,930	6,765	8	15	47,559	69,599	59,164	7	14	12	5,590	10,105	16,700	7	11	2,853	12,655
Cleburne																					
Total	1,735	1,958	1,867	51,706	57,475	52,792	1,658	1,943	238,901	257,354	372,642	1,629	1,745	1,862	87,193	86,817	98,242	785	1,174	23,206	33,442
None	----	----	----	----	----	----	8	16	630	640	1,398	8	12	5	607	320	245	5	4	256	154
Under 25	844	854	1,666	12,577	13,119	38,289	775	828	53,586	70,302	277,438	756	725	1,656	25,105	24,522	79,848	276	1,006	5,357	26,511
25-49	692	870		22,270	28,081		680	867	89,257	122,606		670	797		36,619	45,320		375		9,424	
50-99	152	202	176	8,984	11,406	10,681	148	200	34,456	44,057	67,578	148	182	176	12,794	14,154	14,553	92	139	3,507	5,121
100-199	34	24	20	4,015	2,649	2,462	34	24	22,945	8,864	16,640	34	23	20	7,224	2,195	2,611	24	20	2,732	1,266
200-399	10	7	4	2,560	1,620	840	10	7	19,648	9,285	6,088	10	7	4	3,094	1,806	785	10	4	1,005	250
400 and over	3	1	1	1,300	600	520	3	1	18,379	1,600	3,500	3	1	1	1,750	500	200	3	1	945	160
Coffee																					
Total	3,456	3,836	3,643	82,015	90,040	77,911	3,321	3,703	367,076	362,761	409,414	3,293	3,629	3,626	168,259	152,002	159,331	1,117	1,791	30,429	43,446
None	----	----	----	----	----	----	9	1	2,221	45	2,124	7	1	17	340	25	729	3	10	46	335
Under 25	2,103	2,311	3,441	30,578	34,081	63,684	1,979	2,182	135,044	135,493	351,979	1,955	2,113	3,409	69,980	62,924	139,664	528	1,643	10,467	37,082
25-49	1,093	1,249		33,627	38,306		1,076	1,245	139,318	155,267		1,075	1,241		66,122	63,423		441		10,700	
50-99	222	245	174	12,984	13,925	10,176	219	244	64,341	55,573	50,055	218	243	172	22,990	20,400	15,052	120	119	6,319	4,844
100-199	35	30	24	3,926	3,498	3,076	35	30	21,086	13,915	19,406	35	30	24	6,407	4,930	3,511	22	17	1,750	1,035
200 and over	3	1	4	900	230	975	3	1	5,066	2,468	5,850	3	1	4	2,400	300	595	3	2	1,147	150
Colbert																					
Total	2,022	2,462	2,457	55,995	71,711	55,400	1,975	2,433	274,659	246,953	315,291	1,883	2,388	2,461	104,588	122,310	93,900	764	791	24,122	20,294
None	----	----	----	----	----	----	25	1	4,047	1	994	27	1	15	882	4	670	7	10	167	303
Under 25	1,016	1,144	2,267	14,220	16,481	43,027	964	1,115	72,220	57,518	238,781	883	1,081	2,256	34,732	35,159	76,796	304	657	7,961	14,762
25-49	738	962		23,036	30,568		722	961	106,734	99,068		709	956		41,572	51,747		302		8,914	
50-99	230	306	170	14,001	18,295	9,933	226	306	68,185	66,223	58,329	226	302	170	21,359	27,855	15,851	129	107	5,672	3,889
100-199	34	43	19	3,668	4,737	2,225	34	43	15,948	18,168	14,787	34	41	19	4,843	6,270	2,543	19	16	1,008	1,140
200 and over	4	7	1	1,070	1,630	215	4	7	7,525	5,975	2,400	4	7	1	1,200	1,275	60	3	1	400	200
Conecuh																					
Total	3,079	3,425	3,227	72,821	81,213	73,260	2,922	3,334	336,882	289,298	388,694	2,927	3,217	3,204	145,917	147,900	176,812	1,516	1,825	39,308	55,246
None	----	----	----	----	----	----	4	1	650	100	520	5	1	7	164	100	680	3	7	26	560
Under 25	1,875	2,076	3,032	26,186	29,077	54,484	1,742	1,994	109,789	95,170	268,739	1,727	1,892	3,002	62,399	58,710	147,557	790	1,666	15,201	41,730
25-49	970	1,062		30,768	32,584		946	1,053	131,972	117,010		962	1,039		60,172	58,830		558		16,452	
50-99	214	259	145	12,537	15,110	8,623	211	258	57,782	52,700	48,055	213	258	145	19,337	24,585	13,441	152	110	6,444	5,163
100-199	17	24	29	1,980	2,792	3,688	16	24	9,919	18,884	25,322	17	23	29	1,995	3,225	6,467	15	42	1,185	7,793
200 and over	3	4	21	1,350	1,650	6,465	3	4	26,770	5,634	48,058	3	4	21	1,850	2,450	8,667				
Coosa																					
Total	1,540	1,811	1,708	48,639	52,414	41,065	1,498	1,743	317,038	255,122	230,132	1,406	1,706	1,706	79,314	88,435	82,610	604	881	23,617	27,150
None	----	----	----	----	----	----	7	2	405	254	778	7	2	12	174	50	377	4	8	102	166
Under 25	814	970	1,578	11,612	14,222	30,415	775	908	65,350	67,405	164,530	702	875	1,564	25,520	29,050	64,320	252	781	5,044	19,131
25-49	498	629		15,837	19,959		492	623	86,338	88,286		474	621		24,773	33,864		257		6,859	
50-99	163	162	100	9,795	9,574	6,057	159	160	56,634	43,459	35,625	158	159	100	13,928	14,132	9,360	85	68	3,957	3,228
100-199	47	35	24	6,004	4,260	3,175	47	35	51,241	24,761	19,296	47	34	24	9,064	5,395	6,053	31	18	3,345	3,375
200-399	14	12	6	5,445	3,099	1,420	14	12	40,420	22,539	9,903	14	12	6	5,855	3,744	2,500	14	6	3,480	1,250
400 and over	4	3	----	1,950	1,300	----	4	3	16,650	8,420	----	4	3	----	2,000	2,200	----	3	----	850	----
Covington																					
Total	3,698	3,910	3,940	92,637	102,730	89,705	3,556	3,645	483,177	431,870	521,469	3,466	3,525	3,821	179,748	151,197	184,128	1,727	2,000	52,840	50,972
None	----	----	----	----	----	----	18	1	2,050	25	220	21	1	6	800	20	168	14	4	386	155
Under 25	2,181	2,061	3,679	31,756	30,701	71,669	2,056	1,835	169,918	121,188	412,189	1,975	1,761	3,554	73,758	51,546	156,180	814	1,819	18,220	41,402
25-49	1,195	1,480		37,847	46,170		1,170	1,447	177,992	186,242		1,159	1,411		71,205	66,848		675		20,550	
50-99	264	312	221	15,551	18,502	12,802	257	306	74,888	84,887	75,566	256	298	221	24,651	24,640	21,333	180	150	9,519	6,786
100-199	50	50	34	5,798	5,697	5,742	47	50	30,724	30,368	23,144	48	48	34	7,262	6,278	5,297	37	22	2,782	2,079
200 and over	8	7	6	1,685	1,660	1,492	8	6	7,605	9,160	10,350	7	6	6	2,074	1,865	1,150	7	5	1,385	550

[1] Comparison with later censuses may be found in groups below beginning with 400-699.

COUNTY TABLE 1.—CHICKENS ON FARMS 1940, 1935, AND 1930; CHICKEN EGGS PRODUCED AND CHICKENS RAISED 1939, 1934, AND 1929; AND CHICKENS SOLD, 1939 AND 1929; CLASSIFIED BY NUMBER ON HAND—Continued

(Chickens on hand over 4 months old Apr. 1, 1940 and over 3 months old Jan. 1, 1935 and Apr. 1, 1930)

STATE OR COUNTY AND NUMBER OF CHICKENS ON HAND	CHICKENS ON HAND						CHICKEN EGGS PRODUCED					CHICKENS RAISED						CHICKENS SOLD			
	Farms reporting			Number			Farms reporting		Dozens			Farms reporting			Number			Farms reporting		Number	
	1940 (Apr. 1)	1935 (Jan. 1)	1930 (Apr. 1)	1940 (Apr. 1)	1935 (Jan. 1)	1930 (Apr. 1)	1939	1934	1939	1934	1929	1939	1934	1929	1939	1934	1929	1939	1929	1939	1929
ALABAMA—Con.																					
Crenshaw																					
Total	2,603	3,208	3,250	65,298	81,250	74,239	2,491	3,168	318,384	292,929	462,312	2,469	3,082	3,198	127,293	142,499	152,653	1,263	1,711	35,495	47,096
None	———	———	———	———	———	———	15	1	1,380	10	907	14	1	8	770	10	400	12	7	293	238
Under 25	1,502	1,727	3,042	22,362	25,790	59,509	1,398	1,690	109,183	92,104	377,719	1,379	1,617	2,982	51,127	52,316	130,439	611	1,554	11,935	37,783
25-49	875	1,216		27,477	37,935		858	1,213	127,210	132,029		852	1,199		48,920	64,686		492		13,098	
50-99	193	237	184	11,072	13,635	10,653	187	236	56,801	51,240	59,866	191	237	184	20,347	21,176	15,834	126	130	8,077	6,261
100-199	29	24	14	3,297	2,590	1,672	29	24	17,225	11,856	9,940	29	24	14	4,239	3,261	2,365	19	11	1,022	1,001
200 and over	4	4	10	1,090	1,300	2,405	4	4	6,585	5,690	13,880	4	4	10	1,890	1,050	3,615	3	9	1,070	1,813
Cullman																					
Total	6,380	6,750	6,106	233,127	203,372	165,172	6,197	6,382	1,556,812	1,035,897	1,199,522	5,973	6,115	6,092	432,483	287,154	378,139	3,045	3,312	185,385	100,903
None	———	———	———	———	———	———	27	22	7,136	1,449	4,993	35	27	27	10,992	878	1,170	26	25	10,354	634
Under 25	2,414	3,056	5,538	37,870	47,656	115,957	2,248	2,762	268,590	226,136	830,315	2,100	2,604	5,502	96,122	81,356	310,336	882	2,888	41,527	72,971
25-49	2,666	2,847		85,737	89,642		2,632	2,768	531,901	433,728		2,577	2,680		134,778	123,136		1,278		41,610	
50-99	959	697	452	57,642	41,333	27,358	951	681	349,553	206,512	194,697	930	668	449	84,569	51,608	38,431	586	316	30,995	15,277
100-199	275	105	90	33,645	12,709	10,920	273	104	249,646	85,958	93,787	269	93	88	55,222	15,256	13,927	214	64	26,747	5,971
200-399	54	38	21	12,558	8,812	5,386	54	38	102,052	59,929	39,230	50	36	21	39,000	11,875	8,595	47	18	26,787	4,550
400 and over	12	7	5	5,675	3,220	5,551	12	7	47,934	22,185	36,500	12	7	5	11,800	3,045	5,680	12	1	7,365	1,500
Dale																					
Total	2,190	2,566	2,579	50,607	73,834	55,296	2,051	2,514	231,878	257,043	343,769	2,071	2,490	2,539	112,672	130,473	119,921	703	1,398	26,467	31,686
None	———	———	———	———	———	———	9	1	724	50	625	10	1	8	435	50	239	5	5	236	68
Under 25	1,400	1,347	2,441	19,407	19,825	45,800	1,277	1,298	85,196	61,240	282,244	1,283	1,277	2,394	47,322	39,985	104,512	350	1,285	7,332	26,769
25-49	650	977		20,016	30,223		630	973	83,002	101,002		639	973		41,211	52,244		263		8,287	
50-99	108	191	120	6,255	11,321	7,020	105	191	23,703	39,526	44,753	107	190	119	13,059	15,892	10,935	60	93	4,513	3,521
100-199	23	33	15	2,654	4,030	1,606	21	33	15,810	17,120	10,257	23	31	15	7,520	6,002	3,035	18	12	4,554	888
200 and over	9	18	3	2,275	8,435	870	9	18	23,443	38,105	5,890	9	18	3	3,125	16,300	1,200	7	3	1,545	440
Dallas																					
Total	5,204	6,104	6,019	96,462	112,533	114,008	4,892	5,898	349,374	342,988	474,846	4,677	5,509	5,976	173,716	181,005	221,243	1,008	2,121	30,467	60,056
None	———	———	———	———	———	———	17	1	1,004	6	386	20	3	5	743	25	331	5	7	263	319
Under 25	3,990	4,668	5,744	44,818	55,179	91,405	3,700	4,468	148,683	144,701	327,027	3,472	4,108	5,699	87,245	94,018	187,666	603	1,971	10,124	46,894
25-49	920	1,143		28,598	35,299		891	1,137	99,501	111,170		896	1,111		50,622	55,935		272		8,885	
50-99	236	242	222	14,222	14,282	13,003	226	241	53,880	50,736	64,878	231	237	220	21,509	21,486	22,892	93	114	4,456	8,277
100-199	47	41	38	5,649	4,703	4,305	47	41	25,882	19,895	25,576	47	40	37	8,392	6,751	5,805	27	21	2,172	2,362
200 and over	11	10	15	3,175	3,070	5,295	11	10	20,424	16,480	56,979	11	10	15	5,205	2,790	4,549	8	8	4,567	2,204
De Kalb																					
Total	6,236	6,129	6,098	234,306	205,788	169,902	6,058	5,724	1,365,148	992,220	1,237,442	5,954	5,641	6,126	359,533	288,930	325,206	3,361	3,950	128,435	119,300
None	———	———	———	———	———	———	24	11	4,480	2,439	7,545	24	12	50	1,440	692	2,321	25	37	2,152	1,232
Under 25	2,178	2,169	5,482	34,363	34,857	120,254	2,033	1,886	207,940	169,084	893,202	1,979	1,846	5,460	72,449	57,820	250,373	935	3,437	24,438	86,015
25-49	2,742	2,969		90,044	95,672		2,701	2,856	502,464	443,439		2,662	2,826		134,419	136,367		1,551		40,709	
50-99	1,003	854	518	60,790	50,272	30,879	995	839	321,596	215,494	201,207	986	828	518	80,860	65,632	45,717	630	393	28,780	19,470
100-199	241	95	67	29,437	10,914	8,257	235	91	188,567	62,679	49,222	234	91	67	40,432	13,967	12,696	169	55	17,548	5,211
200-399	61	30	23	14,562	7,398	5,832	60	29	90,739	53,850	44,745	58	26	23	19,423	9,177	8,562	43	20	8,883	4,080
400 and over	11	12	8	5,110	6,675	4,680	10	12	49,362	45,235	41,521	11	12	8	10,510	7,275	5,537	8	8	5,925	3,292

Elmore																					
Total	3,133	3,999	3,598	86,020	95,903	78,322	2,946	3,744	500,550	417,606	484,050	2,838	3,400	3,523	176,490	171,136	159,574	1,077	1,458	60,306	52,908
None	------	------	------	--------	--------	--------	16	7	4,738	494	950	16	9	13	645	516	790	10	7	733	503
Under 25	1,676	2,511	3,402	23,641	34,343	59,738	1,530	2,279	142,795	129,274	357,393	1,425	2,004	3,314	55,382	67,036	127,964	436	1,325	15,166	38,031
25-49	1,109	1,173		35,517	36,383		1,061	1,146	201,559	147,482		1,057	1,088		71,742	62,651		448		23,434	
50-99	278	249	153	16,824	14,961	9,084	269	247	90,421	69,632	52,560	272	236	153	29,721	24,508	16,390	140	98	13,076	6,915
100-199	56	49	24	6,663	5,478	2,826	56	49	39,952	39,614	16,507	54	48	24	13,825	11,360	4,435	34	17	6,685	2,186
200 and over	14	17	19	3,575	4,738	6,674	14	16	21,085	31,110	56,640	14	15	19	5,175	5,065	9,995	9	13	1,212	5,273
Escambia																					
Total	1,906	2,295	1,940	51,509	64,841	48,246	1,767	2,165	266,404	254,936	309,470	1,718	1,925	1,842	83,571	83,181	90,335	545	617	20,659	32,761
None	------	------	------	--------	--------	--------	5	-----	104	---------	227	7	1	4	160	9	130	3	1	57	7
Under 25	1,098	1,195	1,767	15,892	18,323	35,324	989	1,099	73,831	62,641	220,324	927	933	1,667	29,993	26,192	69,487	246	703	6,067	22,259
25-49	613	828		19,711	26,486		586	799	104,021	97,204		594	735		30,166	34,155		202		5,620	
50-99	153	238	138	9,050	13,806	8,048	145	233	48,005	60,755	50,321	148	224	137	12,472	17,495	11,407	61	88	2,807	4,337
100-199	30	23	29	3,470	2,696	3,369	30	23	17,029	16,306	23,318	30	21	28	4,160	2,920	4,286	22	20	1,848	3,103
200-399	9	9	5	2,086	2,130	1,055	9	9	12,994	12,245	8,000	9	9	5	5,120	1,985	4,425	9	5	4,260	3,055
400 and over	3	2	1	1,300	1,400	450	3	2	10,420	5,785	7,280	3	2	1	1,500	425	600				
Etowah																					
Total	3,205	3,806	3,359	99,408	111,748	91,352	3,076	3,707	467,897	504,664	637,425	2,949	3,582	3,349	163,955	189,491	180,636	1,089	1,349	46,015	45,683
None	------	------	------	--------	--------	--------	21	-----	1,573	---------	2,707	25	1	15	877	25	780	18	9	459	509
Under 25	1,407	1,690	3,026	21,850	25,398	66,203	1,295	1,603	107,262	110,331	476,978	1,235	1,500	3,001	42,586	49,516	142,202	352	1,138	8,214	32,484
25-49	1,318	1,635		42,400	52,261		1,287	1,625	199,567	235,512		1,235	1,606		72,741	90,375		497		22,395	
50-99	402	423	281	23,893	24,825	16,613	396	421	97,155	113,206	101,255	381	418	281	32,562	35,963	25,101	174	166	8,315	6,940
100-199	66	42	41	7,850	4,544	4,635	65	42	41,101	19,425	30,062	61	41	41	10,569	6,525	6,393	39	25	3,487	2,373
200-399	9	12	7	2,015	2,820	1,951	9	12	11,237	18,790	11,771	9	12	7	3,020	4,087	2,460				
400 and over	3	4	4	1,400	1,900	1,950	3	4	10,002	7,400	14,652	3	4	4	1,600	3,000	3,700	9	11	3,165	3,377
Fayette																					
Total	2,846	2,963	2,559	78,404	90,167	62,636	2,723	2,777	533,610	395,315	435,111	2,671	2,736	2,555	163,883	141,498	130,599	1,526	1,276	59,396	42,469
None	------	------	------	--------	--------	--------	16	5	2,515	362	770	15	6	6	951	260	207	13	7	507	151
Under 25	1,445	1,197	2,375	21,859	18,700	50,277	1,335	1,079	163,482	82,988	357,398	1,288	1,037	2,365	55,867	33,835	107,480	622	1,147	18,148	31,766
25-49	1,083	1,353		34,794	44,237		1,058	1,293	224,855	191,241		1,053	1,292		64,289	66,871		651		19,896	
50-99	279	365	165	16,471	21,240	9,722	275	352	103,837	80,741	59,679	276	353	165	30,195	28,232	17,315	208	105	13,141	6,132
100-199	34	44	17	3,805	4,965	2,187	34	44	24,733	33,307	13,729	34	44	17	7,181	10,800	5,057	27	15	3,714	4,200
200 and over	5	4	2	1,475	1,025	450	5	4	14,188	6,676	3,535	5	4	2	5,400	1,500	540	5	2	3,990	220
Franklin																					
Total	2,938	3,411	3,027	75,637	103,972	68,267	2,862	3,324	505,685	457,990	538,242	2,796	2,867	3,091	140,182	171,626	159,371	1,376	1,521	37,332	41,868
None	------	------	------	--------	--------	--------	11	13	1,808	336	20,707	13	13	69	665	491	3,122	8	18	372	380
Under 25	1,626	1,435	2,833	24,281	22,146	55,193	1,557	1,360	175,447	92,044	435,355	1,503	1,099	2,828	56,512	41,223	136,664	667	1,372	13,982	34,905
25-49	1,030	1,446		32,571	47,121		1,014	1,426	214,205	214,578		1,002	1,261		56,175	76,296		537		14,641	
50-99	251	408	177	14,940	29,330	10,676	249	484	87,885	130,697	65,588	248	453	177	21,950	46,786	16,385	142	116	6,440	5,269
100-199	28	38	14	3,165	4,105	1,683	28	37	19,320	16,745	11,130	27	37	14	3,330	5,790	2,200	19	12	1,077	764
200 and over	3	4	3	680	1,270	715	3	4	7,020	3,590	5,462	3	4	3	1,550	1,040	1,000	3	3	820	550
Geneva																					
Total	2,987	3,406	3,350	80,904	103,517	80,064	2,885	3,267	392,610	435,759	512,099	2,653	3,149	3,321	127,891	148,821	162,706	1,299	2,032	35,037	56,710
None	------	------	------	--------	--------	--------	12	9	798	588	870	11	10	9	631	218	372	8	7	451	169
Under 25	1,724	1,653	3,114	25,027	24,700	60,145	1,636	1,525	125,377	97,492	387,679	1,473	1,442	3,076	49,967	42,407	133,121	635	1,835	11,823	44,534
25-49	955	1,285		29,958	40,702		933	1,266	128,151	152,720		873	1,243		44,538	62,031		469		11,025	
50-99	219	358	178	13,204	21,341	10,763	215	357	60,376	91,192	63,772	208	352	178	17,569	26,307	15,253	127	140	5,653	5,884
100-199	76	83	48	9,310	10,094	6,046	76	83	49,728	52,488	37,815	75	76	48	11,270	10,941	10,671	50	40	4,258	4,238
200 and over	13	27	10	3,405	6,680	3,110	13	27	28,180	41,279	21,963	13	26	10	3,916	6,917	3,289	10	10	1,827	1,885
Greene																					
Total	2,973	3,408	2,896	51,863	63,568	52,310	2,921	3,292	146,517	131,286	242,339	2,815	2,976	2,682	86,464	91,276	149,853	284	530	8,355	13,943
None	------	------	------	--------	--------	--------	9	-----	163	---------	266	7	-----	17	258	--------	318	3	3	71	47
Under 25	2,333	2,598	2,737	27,448	31,053	39,710	2,279	2,504	72,312	61,604	161,255	2,179	2,191	2,507	46,992	43,933	131,162	142	468	2,335	9,521
25-49	520	628		15,910	20,071		514	613	42,931	41,217		510	609		25,539	29,471		100		1,823	
50-99	104	158	130	6,166	9,362	7,796	103	153	20,964	21,299	46,152	103	154	129	9,430	14,327	12,744	31	42	2,071	2,445
100 and over	16	24	29	2,339	3,082	4,804	16	22	10,147	7,166	34,666	16	22	29	4,245	3,545	5,629	8	17	2,055	1,930

459864 O - 42 - 5

COUNTY TABLE 1.—CHICKENS ON FARMS 1940, 1935, AND 1930; CHICKEN EGGS PRODUCED AND CHICKENS RAISED 1939, 1934, AND 1929; AND CHICKENS SOLD, 1939 AND 1929; CLASSIFIED BY NUMBER ON HAND—Continued

(Chickens on hand over 4 months old Apr. 1, 1940 and over 3 months old Jan. 1, 1935 and Apr. 1, 1930)

STATE OR COUNTY AND NUMBER OF CHICKENS ON HAND	CHICKENS ON HAND						CHICKEN EGGS PRODUCED					CHICKENS RAISED						CHICKENS SOLD			
	Farms reporting			Number			Farms reporting		Dozens			Farms reporting			Number			Farms reporting		Number	
	1940 (Apr. 1)	1935 (Jan. 1)	1930 (Apr. 1)	1940 (Apr. 1)	1935 (Jan. 1)	1930 (Apr. 1)	1939	1934	1939	1934	1929	1939	1934	1929	1939	1934	1929	1939	1929	1939	1929
ALABAMA—Con.																					
Hale																					
Total	3,215	4,089	3,899	58,310	90,541	65,131	3,091	4,030	261,425	282,282	298,508	2,762	3,801	3,764	104,055	127,396	129,928	543	1,020	22,761	24,780
None							16	3	3,241	39	970	15	5	12	2,089	129	260	9	7	1,656	127
Under 25	2,510	3,100	3,751	27,078	43,440	53,413	2,382	3,042	100,749	104,895	231,120	2,070	2,829	3,604	50,058	61,914	112,484	231	933	5,235	19,663
25-49	560	753		17,357	26,330		550	752	72,560	77,065		537	740		28,899	34,944		182		5,211	
50-99	103	183	128	6,010	10,529	7,385	102	180	29,754	37,785	36,943	98	178	128	8,183	14,614	11,004	37	68	1,904	2,870
100-199	29	35	14	3,608	4,115	1,573	28	35	18,846	18,026	8,855	29	34	14	6,770	6,645	2,760	14	6	4,010	830
200 and over	13	18	6	4,257	6,127	2,760	13	18	36,275	44,472	20,620	13	15	6	8,056	9,150	3,420	10	6	4,745	1,290
Henry																					
Total	2,301	2,483	2,730	48,835	64,167	51,422	2,221	2,408	245,471	263,027	290,081	2,195	2,341	2,706	110,676	116,164	122,629	590	1,322	18,963	31,052
None							8		823		487	5		9	249		810	6	4	341	539
Under 25	1,642	1,461	2,628	21,180	21,250	44,585	1,563	1,402	101,673	79,354	241,809	1,536	1,345	2,596	56,187	43,442	108,744	307	1,238	7,420	25,612
25-49	527	802		16,064	25,317		521	791	68,846	95,632		524	784		35,154	45,439		203		5,566	
50-99	100	174	92	6,262	10,987	5,280	97	173	32,088	40,949	35,090	98	171	91	11,021	18,433	9,900	54	72	3,101	3,326
100-199	24	35	8	2,654	3,843	857	24	32	18,876	30,168	6,827	24	32	8	4,415	5,450	1,775	13	6	1,260	675
200 and over	8	11	2	2,675	2,770	700	8	10	23,165	16,924	5,868	8	9	2	3,650	3,400	1,400	7	2	1,275	900
Houston																					
Total	3,685	4,072	4,101	89,694	110,175	88,125	3,603	3,965	360,059	384,907	556,699	3,475	3,859	4,080	173,950	168,173	172,898	1,234	1,858	40,952	51,099
None							16	3	1,812	663	935	15	4	13	2,533	195	532	14	8	1,324	390
Under 25	2,168	1,997	3,916	30,677	29,705	72,806	2,082	1,893	136,070	101,287	447,584	1,964	1,807	3,885	67,016	50,481	149,251	580	1,726	12,341	40,725
25-49	1,254	1,669		39,356	52,566		1,243	1,665	152,070	168,421		1,238	1,648		72,909	77,076		511		16,671	
50-99	239	360	157	14,336	20,737	9,244	238	359	46,847	78,919	58,085	234	357	155	22,552	27,671	14,448	119	103	7,545	6,064
100-199	18	39	19	2,175	4,490	2,145	18	38	7,690	15,626	14,567	18	36	19	3,015	9,275	3,042	7	14	1,021	1,395
200 and over	6	7	9	3,150	2,677	3,930	6	7	15,570	19,991	35,528	6	7	8	5,925	3,475	5,625	3	7	2,050	2,525
Jackson																					
Total	4,417	5,005	4,617	179,618	198,386	154,744	4,281	4,804	940,225	786,136	1,077,738	4,156	4,734	4,624	249,619	248,700	245,777	2,498	2,499	83,731	84,097
None							26	3	4,908	260	4,826	29	5	20	6,409	245	744	20	23	5,783	701
Under 25	1,324	1,422	3,682	20,471	22,351	88,501	1,225	1,292	118,789	82,205	665,819	1,153	1,232	3,669	42,112	37,676	162,102	620	1,807	14,354	51,958
25-49	1,850	2,196		61,261	72,391		1,806	2,150	328,936	291,079		1,770	2,130		90,814	101,244		1,057		28,014	
50-99	975	1,122	781	59,964	68,421	47,904	959	1,099	294,507	275,167	291,901	940	1,108	781	69,992	77,847	60,569	609	548	21,076	21,706
100-199	232	230	147	28,563	26,083	16,864	229	225	138,578	100,600	104,454	228	225	147	29,162	25,243	19,523	163	114	9,627	8,162
200-399	33	32	7	8,119	7,290	1,475	33	32	45,107	33,105	10,738	33	31	7	9,855	5,770	2,839	26	7	3,982	1,570
400 and over	3	3		1,240	1,850		3	3	9,400	3,720		3	3		1,275	675		3		895	
Jefferson																					
Total	3,740	5,361	2,664	121,747	155,187	97,957	3,420	4,944	691,936	918,185	689,244	3,330	4,673	2,653	229,854	247,906	191,881	683	805	72,159	57,657
None							30	6	6,280	226	1,487	53	13	20	24,270	6,523	850	31	10	22,115	327
Under 25	1,965	2,881	2,237	28,164	40,998	47,337	1,718	2,532	140,906	198,615	326,768	1,621	2,306	2,206	53,386	68,241	97,889	197	572	6,817	17,958
25-49	1,238	1,892		39,736	58,920		1,157	1,840	200,918	324,093		1,150	1,798		65,805	92,172		236		10,227	
50-99	371	447	311	22,241	26,556	18,841	355	428	121,523	160,834	120,112	350	425	311	32,921	35,930	29,805	124	147	7,785	9,126
100-199	114	101	64	13,901	11,668	7,714	108	98	74,789	72,201	55,285	106	94	64	22,252	15,720	13,131	56	41	8,867	5,919
200-399	41	32	39	9,880	8,220	9,979	41	32	70,251	59,098	72,017	39	29	39	16,420	13,320	19,500	30	25	8,539	9,322

400-799	8	5	(1)	3,825	2,825	(1)	8	5	30,669	25,590	(1)	8	5	(1)	7,500	2,500	(1)	6	(1)	4,709	(1)
800 and over	3	3	(1)	4,000	6,000	(1)	3	3	46,600	77,528	(1)	3	3	(1)	7,300	13,500	(1)	3	(1)	3,100	(1)
400-699	7	3	8	3,075	1,375	3,986	7	3	20,751	12,450	29,675	7	3	8	4,000	1,400	6,206	5	6	2,209	3,500
700 and over	4	5	5	4,750	7,450	10,100	4	5	56,518	90,668	83,900	4	5	5	10,800	14,600	24,500	4	4	5,600	11,505
Lamar																					
Total	2,952	2,980	2,761	79,377	94,917	62,624	2,851	2,921	513,795	528,696	384,899	2,795	2,891	2,755	177,625	157,134	122,959	1,508	1,438	77,665	35,617
None							9	16	2,358	2,195	1,482	13	16	10	2,270	623	298	7	11	2,213	244
Under 25	1,661	1,194	2,615	24,396	19,135	53,466	1,572	1,145	174,522	103,320	325,290	1,522	1,113	2,599	62,847	36,238	107,861	690	1,328	23,807	30,545
25-49	991	1,401		31,316	45,240		971	1,381	184,517	236,643		963	1,381		62,095	72,728		593		24,456	
50-99	226	312	134	13,708	18,251	7,673	225	308	82,031	96,870	48,262	225	309	134	26,711	28,234	12,005	159	91	11,972	3,834
100-199	66	52	11	8,087	5,922	1,240	66	51	57,010	38,839	8,170	66	52	11	17,397	10,173	2,445	53	7	11,017	894
200 and over	8	21	1	1,870	6,369	245	8	20	13,357	50,829	1,695	8	20	1	6,305	9,138	350	6	1	4,200	100
Lauderdale																					
Total	3,777	4,600	4,547	111,553	167,309	122,795	3,695	4,446	610,744	696,225	885,896	3,487	4,225	4,537	189,248	228,294	228,321	1,928	2,333	57,783	72,176
None							17	2	2,422	295	1,370	19	4	13	595	192	556	11	7	235	372
Under 25	1,729	1,402	4,025	26,014	21,510	87,122	1,656	1,299	152,936	83,618	672,720	1,528	1,171	4,003	56,752	36,323	175,648	700	1,963	16,348	51,889
25-49	1,501	2,041		48,201	67,467		1,483	2,000	255,726	276,927		1,425	1,930		79,549	96,065		872		23,699	
50-99	478	1,027	469	28,479	61,616	27,905	470	1,017	144,330	263,588	163,860	446	994	468	40,777	78,718	41,898	298	328	12,895	15,756
100-199	64	116	44	7,609	12,994	5,016	64	114	46,860	54,761	29,306	64	110	44	8,475	13,856	6,726	44	29	2,806	1,934
200 and over	5	14	9	1,250	3,722	2,752	5	14	8,470	17,036	18,640	5	14	9	3,100	3,140	3,493	3	6	1,800	2,225
Lawrence																					
Total	3,249	4,345	4,097	98,387	142,531	103,154	3,172	4,281	523,246	509,459	639,734	3,025	4,207	4,088	147,766	206,516	166,790	1,402	1,193	41,882	39,309
None							9	4	539	487	2,230	8	5	14	473	175	542	5	11	342	315
Under 25	1,387	1,603	3,674	20,937	24,461	75,167	1,321	1,562	123,487	79,554	469,841	1,219	1,493	3,652	38,731	41,435	130,629	426	961	8,559	29,717
25-49	1,392	1,887		45,204	61,491		1,376	1,874	230,726	230,200		1,341	1,862		67,153	93,649		683		18,353	
50-99	411	768	373	24,475	45,304	21,914	407	766	127,900	166,938	127,956	402	762	372	31,474	60,972	28,239	242	188	10,058	7,079
100-199	54	77	46	6,409	8,540	5,133	54	76	32,744	26,290	33,312	50	76	46	7,635	8,710	6,280	41	32	3,255	1,948
200 and over	5	10	4	1,362	2,735	940	5	9	7,850	5,990	6,395	5	9	4	2,300	1,575	1,100	5	1	1,315	250
Lee																					
Total	2,462	2,885	2,526	62,191	73,173	57,744	2,300	2,807	328,997	355,286	350,075	2,243	2,681	2,506	124,284	130,825	113,178	596	792	33,407	28,394
None							16	-----	2,275	----------	3,688	24	3	31	2,203	75	1,019	8	6	1,480	297
Under 25	1,670	1,897	2,343	21,345	25,763	37,429	1,522	1,831	97,138	105,525	210,584	1,462	1,727	2,292	48,560	47,621	78,340	304	689	8,363	15,496
25-49	565	758		17,274	23,113		541	749	78,470	96,050		539	730		33,045	40,678		179		6,107	
50-99	171	183	136	10,147	10,790	7,935	165	180	45,527	47,257	41,773	163	175	136	14,529	17,171	12,646	68	67	3,417	2,992
100-199	34	25	32	3,975	2,730	3,955	34	25	23,624	10,557	24,663	34	25	32	12,522	3,810	5,875	21	17	6,450	1,939
200-399	15	14	5	3,850	3,777	1,170	15	14	26,712	26,807	7,001	14	13	5	5,125	5,605	2,748	10	4	2,780	1,445
400-799	4	5	(1)	2,000	2,600	(1)	4	5	13,051	22,740	(1)	4	5	(1)	4,600	4,365	(1)	3	(1)	1,980	(1)
800 and over	3	3	(1)	3,600	4,400	(1)	3	3	42,200	46,350	(1)	3	3	(1)	3,700	11,600	(1)	3	(1)	2,830	(1)
400-699	4	4	8	2,000	1,850	3,880	4	4	13,051	16,400	34,715	4	4	8	4,600	3,265	5,550	3	7	1,980	3,425
700 and over	3	4	2	3,600	5,150	3,375	3	4	42,200	52,690	27,651	3	4	2	3,700	12,700	7,000	3	2	2,830	2,800
Limestone																					
Total	4,263	5,448	5,164	122,772	179,155	119,635	4,131	5,287	631,875	647,710	738,140	4,073	5,264	5,197	255,811	283,788	252,913	1,922	2,523	69,145	72,273
None							9	6	583	581	3,996	13	7	47	401	389	1,701	11	21	238	643
Under 25	2,068	2,119	4,718	28,126	30,487	90,494	1,957	2,013	155,748	105,403	565,771	1,905	1,983	4,704	76,134	61,105	206,775	700	2,191	16,867	57,312
25-49	1,607	2,163		52,284	71,021		1,586	2,111	272,216	260,851		1,575	2,114		112,858	117,751		858		33,777	
50-99	501	1,025	403	30,065	61,522	23,726	495	1,018	148,314	226,935	133,002	495	1,019	403	48,687	86,767	36,612	304	275	11,569	11,435
100-199	76	139	39	8,847	15,625	4,205	75	137	40,824	53,475	26,240	75	139	39	11,289	17,376	5,425	42	32	3,899	1,838
200 and over	11	2	4	3,450	500	1,210	11	2	14,190	465	9,131	10	2	4	6,442	400	2,400	7	4	2,795	1,045
Lowndes																					
Total	3,231	3,742	3,537	61,677	66,006	74,954	3,040	3,601	241,954	207,759	385,381	2,985	3,471	3,503	104,086	124,958	200,010	982	2,005	23,159	62,176
None							7	-----	789	----------	613	5	1	12	490	4	318	3	9	109	198
Under 25	2,501	2,971	3,259	28,142	32,723	51,191	2,328	2,837	104,856	111,043	249,794	2,278	2,721	3,183	52,903	70,971	167,480	663	1,779	9,847	48,624
25-49	511	552		16,089	17,165		494	545	62,414	48,136		490	535		25,850	31,708		209		5,399	

[1] Comparison with later censuses may be found in groups below beginning with 400-699.

COUNTY TABLE 1.—CHICKENS ON FARMS 1940, 1935, AND 1930; CHICKEN EGGS PRODUCED AND CHICKENS RAISED 1939, 1934, AND 1929; AND CHICKENS SOLD, 1939 AND 1929; CLASSIFIED BY NUMBER ON HAND—Continued

(Chickens on hand over 4 months old Apr. 1, 1940 and over 3 months old Jan. 1, 1935 and Apr. 1, 1930)

STATE OR COUNTY AND NUMBER OF CHICKENS ON HAND	CHICKENS ON HAND						CHICKEN EGGS PRODUCED					CHICKENS RAISED						CHICKENS SOLD			
	Farms reporting			Number			Farms reporting		Dozens			Farms reporting			Number			Farms reporting		Number	
	1940 (Apr. 1)	1935 (Jan. 1)	1930 (Apr. 1)	1940 (Apr. 1)	1935 (Jan. 1)	1930 (Apr. 1)	1939	1934	1939	1934	1929	1939	1934	1929	1939	1934	1929	1939	1929	1939	1929
ALABAMA—Con.																					
Lowndes—Con.																					
50-99	166	177	242	10,126	10,553	13,922	159	177	36,702	32,896	70,347	159	173	242	14,013	15,870	20,619	79	175	3,625	8,758
100-199	45	37	55	5,434	4,365	5,965	44	37	25,544	11,669	35,787	45	36	55	6,980	5,113	6,940	23	37	2,294	2,896
200 and over	8	5	11	1,886	1,200	3,876	8	5	11,649	4,015	28,840	8	5	11	3,850	1,292	4,653	5	5	1,885	1,700
Macon																					
Total	2,970	3,520	3,019	71,104	74,461	62,428	2,750	3,437	416,388	250,201	328,096	2,689	3,214	3,022	142,760	144,987	131,613	636	1,043	30,563	36,067
None	------	------	-----	-------	-------	-------	4	9	289	250	578	5	17	50	170	1,250	944	1	5	25	155
Under 25	2,127	2,611	2,817	25,375	30,817	41,906	1,943	2,526	113,367	75,827	211,428	1,887	2,309	2,773	57,924	59,511	101,873	330	903	7,033	22,594
25-49	609	702		18,971	21,615		583	697	92,166	65,579		577	687		38,485	38,093		203		8,581	
50-99	159	146	149	9,245	8,495	9,926	147	145	43,512	26,350	51,070	146	143	147	15,294	14,440	12,403	52	94	2,412	4,324
100-199	56	46	42	7,047	5,341	5,424	54	45	55,241	31,066	33,430	55	44	41	11,435	7,973	8,208	36	32	4,712	4,922
200-399	10	6	6	2,473	1,740	1,350	10	6	19,580	12,845	8,890	10	5	6	5,835	1,650	2,060	9	5	2,180	572
400-799	6	7	(1)	2,668	3,605	(1)	6	7	24,883	24,157	(1)	6	7	(1)	4,242	9,750	(1)	2	(1)	520	(1)
800 and over	3	2	(1)	5,325	2,848	(1)	3	2	67,350	14,127	(1)	3	2	(1)	9,375	12,320	(1)	3	(1)	5,100	(1)
400-699	6	7	3	2,668	3,605	1,420	6	7	24,883	24,157	6,900	6	7	3	4,242	9,750	2,425	2	2	520	1,300
700 and over	3	2	2	5,325	2,848	2,400	3	2	67,350	14,127	15,800	3	2	2	9,375	12,320	3,700	3	2	5,100	2,200
Madison																					
Total	4,632	6,264	5,613	143,080	226,182	140,143	4,442	6,064	745,471	770,776	920,619	4,291	5,633	5,616	241,203	323,971	280,665	1,469	2,496	49,190	74,329
None	------	------	-----	-------	-------	-------	11	9	1,296	416	6,186	20	12	38	1,296	400	2,646	7	29	935	1,776
Under 25	2,185	2,360	4,971	30,133	34,519	97,202	2,030	2,196	171,629	105,958	655,782	1,933	1,966	4,939	68,312	64,159	215,899	478	2,027	9,723	52,007
25-49	1,622	2,367		52,861	76,777		1,588	2,334	277,398	254,606		1,531	2,200		86,597	120,613		596		16,332	
50-99	685	1,250	572	41,733	76,173	34,485	674	1,240	202,870	261,458	204,682	671	1,188	569	60,481	93,847	52,475	302	387	14,452	17,032
100-199	130	253	66	15,413	28,653	7,462	129	251	79,803	100,148	46,545	126	235	66	21,117	32,412	8,140	79	49	6,916	2,702
200 and over	10	34	4	2,940	10,060	994	10	34	12,475	48,190	7,424	10	32	4	3,400	12,540	1,505	7	4	832	812
Marengo																					
Total	4,803	5,412	4,865	86,446	114,973	99,061	4,460	5,206	337,914	291,982	512,065	4,287	4,781	4,744	142,188	169,368	182,488	579	1,276	21,833	47,019
None	------	------	-----	-------	-------	-------	9	-----	255	---------	1,603	14	1	5	766	2	183	2	3	490	100
Under 25	3,744	3,802	4,607	41,442	45,608	70,181	3,413	3,614	135,802	98,100	301,747	3,251	3,313	4,481	71,887	76,370	135,370	295	1,114	5,362	24,604
25-49	832	1,200		25,930	37,392		815	1,184	104,432	83,922		800	1,086		40,262	50,814		202		5,949	
50-99	180	345	202	10,611	19,840	11,981	176	343	37,904	44,079	64,785	176	318	202	14,537	22,437	18,630	51	111	1,954	5,978
100-199	37	49	30	4,233	5,509	3,621	37	49	21,918	13,358	25,473	36	47	30	7,511	6,895	6,150	19	23	3,338	2,577
200-399	5	11	16	1,250	2,695	4,598	5	11	5,760	16,207	45,199	5	11	16	1,425	8,100	10,915	5	15	840	7,535
400 and over	5	5	10	2,980	3,929	8,680	5	5	31,843	36,316	73,258	5	5	10	5,800	4,750	11,240	5	10	3,900	6,225
Marion																					
Total	3,453	3,980	3,376	80,893	102,342	71,123	3,401	3,854	501,681	477,235	473,173	3,253	3,660	3,369	205,870	183,068	174,385	1,943	1,651	89,369	64,804
None	------	------	-----	-------	-------	-------	19	6	2,052	405	1,918	21	5	21	1,405	428	805	19	15	1,234	359
Under 25	2,211	2,128	3,245	33,134	32,436	59,824	2,148	2,025	224,493	166,743	392,253	2,037	1,877	3,219	97,810	64,923	140,272	1,103	1,532	34,669	44,061
25-49	1,014	1,545		31,772	48,855		1,008	1,518	174,026	213,560		979	1,485		65,417	81,515		653		26,612	
50-99	201	274	106	11,931	16,008	6,147	199	272	73,412	66,018	35,527	189	261	105	22,408	25,429	11,311	145	85	11,993	4,959
100-199	22	25	15	2,706	2,923	1,940	22	25	18,606	16,405	12,659	22	25	14	6,260	8,023	5,435	18	12	3,036	3,515
200 and over	5	8	10	1,350	2,120	3,212	5	8	9,092	14,104	30,816	5	7	10	12,570	2,750	16,562	5	7	11,825	11,910

Marshall																					
Total	5,176	5,775	5,535	199,669	212,713	169,226	5,030	5,625	1,332,437	937,505	1,250,764	4,922	5,243	5,519	283,731	294,228	291,620	3,096	2,668	88,262	75,310
None							15	4	2,178	225	2,974	15	6	16	805	236	1,170	17	17	659	809
Under 25	1,581	1,735	4,798	25,182	27,995	112,553	1,469	1,606	204,147	121,879	863,725	1,417	1,482	4,767	51,278	48,251	216,831	803	2,190	15,255	52,916
25-49	2,342	2,804		77,926	92,407		2,311	2,784	544,776	383,962		2,259	2,603		109,851	133,206		1,443		32,738	
50-99	991	1,051	598	60,217	63,256	36,115	975	1,047	359,417	262,813	245,375	972	982	598	78,724	80,147	51,747	642	369	23,066	15,187
100-199	228	148	117	27,050	17,186	14,529	226	147	150,817	80,119	90,808	225	134	116	29,489	17,759	15,050	168	73	10,603	3,321
200-399	28	27	21	6,394	6,084	5,529	28	27	40,052	35,041	43,282	28	26	21	8,764	7,353	6,262	19	18	3,671	2,777
400 and over	6	10	1	2,900	5,785	500	6	10	31,050	53,466	4,600	6	10	1	4,840	7,276	560	4	1	2,270	300
Mobile																					
Total	1,812	1,472	1,215	88,426	65,422	66,106	1,649	1,330	610,694	464,906	536,132	1,592	1,238	1,135	160,105	104,075	113,314	610	567	83,218	51,643
None							24	1	5,507	200	2,148	41	8	13	7,894	655	1,686	27	15	6,583	1,594
Under 25	830	711	873	11,502	10,258	19,793	683	625	85,563	42,480	142,566	634	533	781	26,753	17,641	45,038	176	333	11,228	18,374
25-49	547	432		17,680	14,307		520	400	121,206	67,064		502	390		29,988	21,845		179		9,761	
50-99	263	216	205	15,674	12,687	12,406	255	197	106,029	90,037	89,267	251	203	204	24,955	19,397	22,074	115	119	9,834	8,825
100-199	109	61	81	13,133	7,275	9,949	104	58	90,176	56,243	75,722	104	57	81	19,151	10,357	15,745	65	55	7,473	7,480
200-399	43	33	38	10,675	7,740	10,033	43	30	88,705	71,155	81,284	40	28	38	14,491	10,505	13,796	31	32	11,986	8,043
400-799	10	15	(1)	4,800	8,005	(1)	10	15	32,625	73,805	(1)	10	15	(1)	8,693	13,875	(1)	8	(1)	4,295	(1)
800-1599	7	3	(1)	7,762	2,650	(1)	7	3	54,115	24,922	(1)	7	3	(1)	17,480	5,300	(1)	6	(1)	13,558	(1)
1600 and over	3	1	(1)	7,200	2,500	(1)	3	1	26,768	39,000	(1)	3	1	(1)	10,700	4,500	(1)	3	(1)	8,500	(1)
400-699	10	12	11	4,800	5,850	5,375	10	12	32,625	56,990	43,226	10	12	11	8,693	9,825	7,375	8	7	4,295	2,725
700-999	2	6	3	1,790	4,805	2,500	2	6	15,290	41,737	26,969	2	6	3	1,500	9,350	2,750	1	3	450	1,752
1000 and over	8	1	4	13,172	2,500	6,050	8	1	65,593	39,000	74,950	8	1	4	26,680	4,500	4,850	8	3	21,608	2,850
Monroe																					
Total	3,645	3,856	3,622	87,973	101,015	80,019	3,480	3,772	461,416	309,345	383,857	3,318	3,693	3,595	154,950	189,637	166,877	1,151	1,124	32,121	33,574
None							4	2	178	175	240	5	2	1	198	125	97	2	1	45	95
Under 25	2,216	2,061	3,363	29,878	28,911	62,596	2,091	1,990	174,671	88,442	283,119	2,011	1,910	3,335	66,535	62,127	140,484	598	1,006	14,209	27,238
25-49	1,048	1,359		32,926	42,724		1,012	1,346	164,189	131,504		968	1,348		53,795	81,403		404		10,378	
50-99	334	378	234	19,754	21,670	13,934	326	376	95,348	66,592	76,599	287	375	234	27,276	35,327	21,946	127	102	5,345	4,336
100 and over	47	58	25	5,415	7,710	3,489	47	58	27,030	22,632	23,899	47	58	25	7,146	10,655	4,350	20	15	2,144	1,905
Montgomery																					
Total	3,330	3,934	3,413	96,135	98,689	91,662	3,105	3,796	606,276	366,827	495,234	3,100	3,639	3,372	169,962	172,841	182,526	994	1,448	48,964	72,906
None							16	1	77,337	208	4,658	25	2	20	3,438	10	1,110	9	12	3,053	2,261
Under 25	1,987	2,719	3,070	26,032	34,089	47,338	1,808	2,589	123,771	97,108	198,812	1,787	2,448	3,009	56,923	58,433	102,177	460	1,227	14,075	33,062
25-49	909	877		28,820	26,691		862	872	142,180	85,511		867	860		46,983	43,765		335		10,783	
50-99	326	241	244	19,733	14,243	14,845	313	237	95,267	49,375	74,823	316	235	244	30,846	20,040	23,400	135	142	8,377	7,946
100-199	77	64	62	9,240	7,750	7,384	75	64	60,333	30,137	47,139	74	62	62	14,502	10,079	12,261	34	37	4,961	6,620
200-399	22	20	20	5,335	4,768	5,470	22	20	49,553	23,577	43,797	22	19	20	7,870	5,557	9,963	16	14	3,730	3,917
400-799	5	8	(1)	2,675	4,100	(1)	5	8	22,555	21,275	(1)	5	8	(1)	3,300	5,850	(1)	2	(1)	125	(1)
800 and over	4	5	(1)	4,300	7,048	(1)	4	5	35,280	59,636	(1)	4	5	(1)	6,100	29,107	(1)	3	(1)	3,860	(1)
400-699	5	7	8	2,675	3,400	3,600	5	7	22,555	15,800	17,155	5	7	8	3,300	4,650	7,000	2	7	125	2,850
700 and over	4	6	9	4,300	7,748	13,025	4	6	35,280	65,111	108,850	4	6	9	6,100	30,307	26,615	3	9	3,860	16,250
Morgan																					
Total	3,676	4,359	4,253	133,191	152,428	115,581	3,585	4,246	839,916	690,770	821,516	3,513	4,076	4,265	252,727	212,193	210,410	1,944	2,050	105,242	63,034
None							27	7	2,963	1,577	2,293	25	7	20	2,452	325	688	21	13	2,286	411
Under 25	1,306	1,492	3,751	20,002	23,508	78,412	1,229	1,402	137,007	107,683	574,180	1,180	1,292	3,745	51,887	39,226	160,261	500	1,694	19,271	44,782
25-49	1,551	2,000		50,975	65,219		1,526	1,973	313,965	289,432		1,511	1,926		90,978	93,062		871		34,520	
50-99	669	727	433	40,190	43,468	26,441	653	725	239,209	188,674	166,637	650	716	432	61,455	53,948	37,108	440	297	23,676	12,132
100-199	128	115	54	15,175	12,688	6,413	128	114	104,274	51,164	41,508	125	112	53	34,338	15,722	7,923	94	33	19,897	2,634
200-399	19	19	13	4,174	4,465	3,015	19	19	24,128	29,360	19,298	19	17	13	6,937	6,000	3,530	18	13	5,592	3,075
400 and over	3	6	2	2,675	3,060	1,300	3	6	18,370	22,880	17,600	3	6	2	4,680	3,910	900				
Perry																					
Total	3,201	3,867	3,457	53,839	71,390	56,266	3,098	3,754	273,352	278,687	352,563	2,901	3,525	3,430	102,905	117,349	117,910	613	1,342	24,436	30,199
None							13	5	5,185	292	1,013	17	5	18	583	119	573	10	11	782	218
Under 25	2,598	2,962	3,344	27,140	34,868	46,932	2,484	2,846	120,717	117,354	292,626	2,296	2,639	3,303	53,292	57,448	103,778	371	1,267	7,196	25,995
25-49	494	739		15,129	22,594		492	737	78,171	86,682		480	719		28,863	35,274		175		5,529	

[1] Comparison with later censuses may be found in groups below beginning with 400-699.

COUNTY TABLE 1.—CHICKENS ON FARMS 1940, 1935, AND 1930; CHICKEN EGGS PRODUCED AND CHICKENS RAISED 1939, 1934, AND 1929; AND CHICKENS SOLD, 1939 AND 1929; CLASSIFIED BY NUMBER ON HAND—Continued

(Chickens on hand over 4 months old Apr. 1, 1940 and over 3 months old Jan. 1, 1935 and Apr. 1, 1930)

STATE OR COUNTY AND NUMBER OF CHICKENS ON HAND	CHICKENS ON HAND						CHICKEN EGGS PRODUCED					CHICKENS RAISED						CHICKENS SOLD			
	Farms reporting			Number			Farms reporting		Dozens			Farms reporting			Number			Farms reporting		Number	
	1940 (Apr. 1)	1935 (Jan. 1)	1930 (Apr. 1)	1940 (Apr. 1)	1935 (Jan. 1)	1930 (Apr. 1)	1939	1934	1939	1934	1929	1939	1934	1929	1939	1934	1929	1939	1929	1939	1929
ALABAMA—Con.																					
Perry—Continued																					
50-99	85	135	93	5,111	7,619	5,260	85	135	29,632	36,548	31,693	84	133	89	9,625	13,834	9,033	39	51	3,524	2,274
100-199	20	19	14	2,546	2,129	1,684	20	19	17,882	14,185	11,122	20	18	14	6,547	3,929	2,188	14	8	3,642	776
200 and over	4	12	6	3,913	4,180	2,390	4	12	21,765	23,626	16,109	4	11	6	3,995	6,745	2,338	4	5	3,763	936
Pickens																					
Total	3,574	4,073	3,533	87,952	95,668	70,845	3,402	3,976	497,218	380,396	378,256	3,294	3,828	3,507	140,177	153,814	128,751	945	966	27,142	23,677
None							4	2	700	20	1,008	4	2	10	170	35	278	5	4	130	260
Under 25	2,141	2,431	3,394	29,327	32,575	60,876	1,992	2,339	149,408	116,188	317,825	1,907	2,215	3,358	51,227	55,159	114,430	341	887	5,796	20,106
25-49	1,108	1,304		34,860	41,275		1,089	1,297	199,448	166,835		1,066	1,280		54,964	67,928		426		11,422	
50-99	271	314	123	15,890	18,238	7,382	265	314	91,706	80,515	40,610	264	308	123	22,711	26,263	10,848	140	65	5,381	2,293
100-199	47	18	12	5,715	2,045	1,280	45	18	33,317	8,058	7,611	46	18	12	7,941	2,429	1,515	27	8	2,702	608
200 and over	7	6	4	2,160	1,535	1,307	7	6	22,639	8,780	11,202	7	5	4	3,164	2,000	1,680	6	2	1,711	410
Pike																					
Total	2,892	3,172	3,178	63,791	83,392	64,044	2,700	2,994	338,091	201,464	379,752	2,687	3,035	3,151	139,289	135,047	149,677	757	1,446	24,743	35,932
None							9		525		82	11		6	964		209	8	3	744	44
Under 25	1,886	1,693	3,052	25,476	24,673	54,129	1,713	1,547	138,159	53,400	314,428	1,696	1,569	3,019	60,207	42,958	132,933	375	1,352	8,795	29,216
25-49	816	1,204		25,385	38,434		792	1,174	134,168	86,704		793	1,192		54,661	64,006		287		9,391	
50-99	167	247	109	9,714	15,035	6,095	163	245	44,677	37,013	33,591	164	246	109	17,417	21,038	11,550	72	75	3,818	3,928
100-199	17	20	12	1,964	2,280	1,445	17	20	11,388	5,617	10,171	17	20	12	3,690	2,775	2,185	11	11	920	1,060
200 and over	6	8	5	1,252	2,970	2,375	6	8	9,174	18,730	21,480	6	8	5	2,350	4,270	2,800	4	5	1,075	1,684
Randolph																					
Total	3,176	3,620	3,513	107,614	101,417	95,409	3,100	3,468	565,438	467,701	610,709	2,908	3,273	3,511	177,239	162,118	187,285	1,603	1,978	69,164	75,572
None							9	2	937	120	1,913	10	2	19	377	65	927	8	14	210	282
Under 25	1,480	1,897	3,207	21,275	27,509	64,694	1,408	1,760	111,217	118,186	412,051	1,281	1,625	3,187	40,972	49,386	134,902	615	1,714	13,226	48,210
25-49	1,190	1,327		37,987	41,799		1,183	1,312	175,399	180,631		1,131	1,264		65,788	66,470		678		23,019	
50-99	356	336	234	21,319	19,507	13,858	351	334	93,668	87,183	80,797	339	324	233	30,404	28,733	20,183	202	182	9,928	8,056
100-199	108	32	38	13,368	3,517	4,885	107	32	76,977	19,891	28,898	105	30	38	21,008	4,389	9,516	71	34	10,701	5,269
200-399	32	20	22	7,965	4,855	5,942	32	20	65,610	30,610	43,661	32	20	22	9,560	7,950	10,752	22	22	6,430	7,280
400 and over	10	8	12	5,700	4,230	6,030	10	8	41,630	31,080	43,389	10	8	12	9,130	5,125	11,005	7	12	5,650	6,475
Russell																					
Total	2,355	2,829	2,379	45,640	54,082	38,521	2,299	2,752	259,212	285,688	184,909	2,105	2,637	2,372	95,920	92,264	90,775	276	674	13,357	18,068
None							2		138		475	6		9	131		337		2		47
Under 25	1,923	2,206	2,293	22,338	26,025	31,210	1,868	2,139	111,578	117,759	137,237	1,682	2,024	2,277	48,027	51,431	79,403	145	643	2,095	15,688
25-49	314	497		9,923	15,117		312	490	57,630	89,832		304	492		25,252	26,436		81		4,596	
50-99	81	96	69	4,940	5,728	4,111	80	94	24,559	32,832	22,449	76	93	69	10,280	8,453	7,120	31	20	3,296	1,233
100-199	24	18	14	2,809	1,887	1,700	24	17	17,420	11,322	11,623	24	17	14	5,680	1,882	2,615	10	7	1,580	775
200-399	5	6	2	1,350	1,425	500	5	6	10,355	7,595	4,000	5	6	2	1,900	1,100	700	3	2	500	325
400 and over	8	6	1	4,280	3,900	1,000	8	6	37,532	28,348	9,125	8	5	1	4,650	2,962	600	6	———	1,290	———

St. Clair																				
Total	2,373	2,938	2,181	71,839	79,532	60,588	2,253	2,830	442,489	373,264	399,156	2,150	2,753	2,187	126,282	129,709	115,371	827	967	32,554	30,620
None							5	3	819	150	2,285	11	4	14	682	254	579	5	7	140	177
Under 25	1,051	1,453	1,947	15,300	20,831	42,581	961	1,357	92,959	97,656	282,551	897	1,288	1,939	32,528	42,895	90,164	248	813	6,341	22,558
25-49	985	1,134		31,574	36,004		959	1,123	198,723	168,740		919	1,114		52,306	56,191		387		10,036	
50-99	282	311	205	16,861	18,120	12,608	275	307	95,157	82,774	72,584	268	307	205	23,135	24,268	17,933	153	127	6,277	5,300
100-199	47	39	23	5,553	4,377	2,565	45	39	32,388	22,361	15,271	47	39	23	13,556	5,961	2,895	28	16	8,292	930
200 and over	8	1	6	2,551	200	2,834	8	1	22,463	1,583	26,465	8	1	6	4,075	140	3,800	6	4	1,468	1,675
Shelby																					
Total	1,987	2,464	2,032	68,254	77,202	64,717	1,864	2,347	472,481	334,627	433,144	1,830	2,201	1,993	130,396	96,642	113,316	715	907	52,663	32,728
None							14	17	2,377	1,301	360	16	14	1	1,391	466	65	12	1	1,093	50
Under 25	997	1,308	1,743	13,987	19,358	39,017	882	1,206	88,536	69,581	247,129	863	1,098	1,705	30,347	28,760	75,450	228	721	9,076	18,821
25-49	673	827		21,642	25,881		658	803	129,732	94,601		646	780		42,735	33,604		290		17,755	
50-99	209	240	225	12,560	14,078	13,386	203	235	82,332	63,637	88,585	199	229	223	19,405	18,560	19,449	105	141	6,209	6,009
100-199	73	54	43	9,340	7,060	4,991	72	53	71,983	42,313	39,493	71	50	43	22,719	6,302	7,057	53	24	13,412	2,432
200-399	26	26	13	6,005	6,260	3,663	26	24	55,190	36,289	27,102	26	21	13	8,974	5,400	5,735	19	12	2,958	2,535
400 and over	9	9	8	4,720	4,565	3,860	9	9	42,331	26,905	30,475	9	9	8	4,825	3,550	5,560	8	8	2,160	2,881
Sumter																					
Total	3,491	4,244	3,941	64,568	82,609	67,080	3,331	4,178	217,102	261,902	368,401	3,225	3,720	3,911	116,894	124,593	133,347	498	798	14,431	30,227
None							9	1	505	40	215	8	2	6	246	10	127	3		21	
Under 25	2,740	3,095	3,769	32,714	38,317	53,855	2,586	3,033	97,557	101,539	275,769	2,484	2,628	3,733	60,668	57,635	110,748	278	717	4,505	23,479
25-49	577	918		17,922	28,164		565	914	59,959	94,336		562	870		31,669	45,624		138		4,365	
50-99	139	200	147	8,443	11,858	8,663	136	200	28,685	41,037	55,552	136	192	147	15,452	17,326	15,062	60	64	3,456	3,188
100-199	28	24	19	3,276	2,440	2,117	28	23	16,415	11,580	13,955	28	22	19	5,705	2,740	3,335	15	11	1,275	1,435
200-399	4	6	3	913	1,450	745	4	6	5,286	10,450	4,150	4	5	3	1,304	1,250	1,225	4	6	809	2,125
400 and over	3	1	3	1,300	400	1,700	3	1	8,695	2,920	18,760	3	1	3	1,850	8	2,850				
Talladega																					
Total	2,891	3,700	3,375	86,253	103,180	89,738	2,752	3,406	514,800	445,470	443,420	2,666	3,195	3,356	146,159	186,119	167,461	639	972	30,876	37,154
None							11	11	23,853	1,112	967	12	9	24	612	355	444	8	6	4,277	165
Under 25	1,504	2,025	3,097	20,422	27,872	57,651	1,398	1,793	111,314	93,519	284,129	1,328	1,601	3,055	43,775	59,887	121,446	209	811	5,029	23,395
25-49	954	1,255		30,655	39,855		927	1,201	181,545	162,473		909	1,188		51,059	73,875		233		6,910	
50-99	346	357	227	20,862	21,075	13,765	334	340	111,305	83,025	68,810	336	340	226	31,940	34,282	20,345	146	116	7,107	5,733
100-199	62	46	41	7,344	5,377	4,607	57	46	33,358	21,592	24,397	56	44	41	8,624	7,550	5,497	26	32	3,420	2,711
200-399	22	13	6	5,345	3,101	1,615	22	11	35,100	16,399	9,073	22	10	6	6,549	3,240	1,949	17	7	4,133	5,150
400 and over	3	4	4	1,625	5,900	12,100	3	4	18,325	67,350	56,044	3	3	4	3,600	7,150	17,780				
Tallapoosa																					
Total	2,734	3,377	2,858	78,335	83,257	73,742	2,585	3,177	449,794	389,505	478,251	2,519	3,023	2,865	138,422	133,112	151,126	941	1,379	38,887	43,467
None							9	5	585	217	791	9	5	15	348	125	555	7	10	144	190
Under 25	1,468	2,034	2,632	20,555	28,487	52,010	1,343	1,865	108,771	117,913	327,142	1,290	1,731	2,625	45,400	51,583	117,067	402	1,216	10,081	29,426
25-49	960	1,090		30,419	34,228		934	1,063	160,460	131,594		924	1,047		50,920	52,381		362		10,682	
50-99	224	208	186	13,434	12,100	10,914	219	200	72,869	59,841	70,822	216	198	186	18,940	14,863	16,583	109	123	5,669	5,551
100-199	58	31	25	7,104	3,557	2,963	57	30	51,925	24,710	19,633	56	29	25	10,119	4,330	5,696	40	18	5,056	1,839
200-399	21	9	6	5,293	2,460	1,775	20	9	46,684	30,280	12,610	21	8	6	10,965	3,680	1,575	18	6	6,385	806
400 and over	3	5	9	1,530	2,445	6,080	3	5	8,500	24,950	47,253	3	5	8	1,730	6,150	9,650	3	6	870	5,655
Tuscaloosa																					
Total	4,188	4,611	3,938	113,692	113,489	90,771	3,995	4,379	655,182	456,073	610,697	3,744	3,957	3,918	174,961	132,280	142,134	1,545	1,098	46,257	31,303
None							15	3	1,301	402	334	15	5	5	445	92	157	9	3	401	150
Under 25	2,298	2,632	3,688	32,367	36,676	70,651	2,125	2,427	183,203	133,938	470,507	1,925	2,095	3,663	57,081	44,583	116,167	586	968	11,668	23,883
25-49	1,453	1,631		46,075	50,995		1,423	1,604	257,989	207,133		1,384	1,524		64,393	56,469		675		14,779	
50-99	364	304	211	21,500	17,696	12,259	359	302	113,406	73,479	79,825	348	291	211	29,432	20,101	15,891	227	101	10,245	3,816
100-199	54	29	27	6,546	3,354	3,046	54	28	35,330	16,076	21,490	54	28	27	8,246	3,945	4,109	36	18	3,121	1,404
200-399	15	11	9	3,608	2,894	2,515	15	11	24,152	12,510	17,456	15	10	9	7,014	3,525	3,110	9	5	1,365	750
400 and over	4	4	3	3,596	1,874	2,300	4	4	39,801	12,535	21,085	3	4	3	7,750	3,565	2,700	3	3	4,678	1,300

COUNTY TABLE 1.—CHICKENS ON FARMS 1940, 1935, AND 1930; CHICKEN EGGS PRODUCED AND CHICKENS RAISED 1939, 1934, AND 1929; AND CHICKENS SOLD, 1939 AND 1929; CLASSIFIED BY NUMBER ON HAND—Continued

(Chickens on hand over 4 months old Apr. 1, 1940 and over 3 months old Jan. 1, 1935 and Apr. 1, 1930)

STATE OR COUNTY AND NUMBER OF CHICKENS ON HAND	CHICKENS ON HAND						CHICKEN EGGS PRODUCED					CHICKENS RAISED						CHICKENS SOLD			
	Farms reporting			Number			Farms reporting		Dozens			Farms reporting			Number			Farms reporting		Number	
	1940 (Apr. 1)	1935 (Jan. 1)	1930 (Apr. 1)	1940 (Apr. 1)	1935 (Jan. 1)	1930 (Apr. 1)	1939	1934	1939	1934	1929	1939	1934	1929	1939	1934	1929	1939	1929	1939	1929
ALABAMA—Con.																					
Walker																					
Total	3,567	4,320	3,169	96,416	116,696	81,878	3,431	4,129	552,411	590,322	562,207	3,241	3,987	3,163	139,031	169,526	137,358	925	1,313	27,947	35,823
None	------	------	-----	--------	--------	--------	32	-----	3,149	---------	4,425	36	4	25	1,490	135	777	15	23	482	530
Under 25	1,867	2,160	2,860	28,081	32,890	60,614	1,754	2,005	181,921	174,745	426,671	1,594	1,913	2,829	48,423	60,309	112,387	366	1,111	7,928	27,613
25-49	1,336	1,682		42,550	52,921		1,291	1,654	229,588	263,691		1,265	1,617		54,771	73,681		402		8,651	
50-99	316	440	276	18,840	25,253	16,060	306	433	89,251	123,534	97,872	298	417	276	23,010	30,711	18,801	118	154	5,404	5,336
100-199	38	30	27	4,420	3,486	3,204	38	29	22,859	21,311	20,241	38	28	27	5,862	2,969	3,443	17	21	2,307	1,354
200 and over	10	8	6	2,525	2,146	2,000	10	8	25,643	7,041	12,998	10	8	6	5,475	1,721	1,950	7	4	3,175	990
Washington																					
Total	1,466	1,505	1,576	36,492	40,951	43,092	1,364	1,422	181,988	121,914	226,947	1,311	1,414	1,551	50,736	60,180	78,029	252	595	6,823	23,124
None	------	------	-----	--------	--------	--------	7	2	1,085	192	212	7	3	6	205	330	124	2	2	24	30
Under 25	846	767	1,388	11,346	11,476	28,526	766	701	54,468	24,326	145,311	719	695	1,360	19,469	18,989	58,075	112	484	2,297	15,328
25-49	478	567		15,129	17,897		454	551	72,734	49,609		452	548		19,295	25,264		93		2,174	
50-99	116	150	152	6,865	8,835	9,086	111	147	33,010	33,248	48,480	107	147	151	7,687	12,327	13,093	31	84	1,298	4,434
100-199	23	19	31	2,552	2,030	3,726	23	19	15,721	5,577	21,694	23	19	30	2,980	2,370	4,837	14	25	1,030	3,332
200 and over	3	2	5	600	713	1,754	3	2	4,970	8,962	11,250	3	2	4	1,100	900	1,900				
Wilcox																					
Total	3,726	4,165	3,892	71,535	84,130	73,688	3,616	4,094	294,089	172,005	323,174	3,483	3,632	3,871	129,484	129,720	149,740	359	1,523	10,280	41,257
None	------	------	-----	--------	--------	--------	6	3	299	60	40	9	10	2	212	200	70	-----	1	--------	50
Under 25	2,739	3,019	3,669	32,483	38,031	58,227	2,633	2,953	138,348	64,096	231,589	2,506	2,553	3,646	63,465	60,966	122,529	213	1,408	3,579	31,655
25-49	776	884		24,393	27,479		769	878	95,754	53,861		762	827		42,440	42,551		102		3,007	
50-99	183	229	186	10,973	13,441	11,157	181	229	37,657	31,053	63,621	179	213	186	17,398	19,958	19,737	33	88	1,693	5,863
100-199	25	25	37	2,982	2,730	4,304	24	23	11,327	4,768	27,924	27	29	37	5,969	6,045	7,404	11	26	2,001	3,689
200 and over	3	8	-----	704	2,449	--------	3	8	10,704	18,167	---------										
Winston																					
Total	2,166	2,341	1,921	53,060	60,875	41,535	2,005	2,173	309,776	216,601	315,338	1,996	1,976	1,914	84,434	74,196	74,201	690	775	22,486	19,357
None	------	------	-----	--------	--------	--------	7	7	459	413	415	6	8	9	1,120	177	235	7	7	1,117	109
Under 25	1,261	1,214	1,826	18,404	18,112	35,607	1,122	1,077	105,978	61,740	275,063	1,126	929	1,811	32,160	24,556	66,037	326	708	7,315	16,711
25-49	733	925		22,962	28,983		706	892	132,273	103,959		694	849		33,743	35,346		266		8,055	
50-99	148	181	89	8,734	10,385	5,058	146	176	51,072	37,732	33,865	147	171	88	13,389	11,827	6,917	74	56	3,950	1,972
100 and over	24	21	6	2,960	3,395	870	24	21	19,994	12,757	5,995	23	19	6	4,022	2,290	1,012	17	4	2,049	565
ARIZONA																					
Total	8,105	10,979	7,664	491,514	554,015	576,243	7,563	9,989	3,789,467	3,723,171	5,081,086	6,377	8,809	7,585	886,607	785,529	997,006	2,533	3,029	460,100	438,356
None	------	------	-----	--------	--------	--------	125	61	39,195	21,026	77,027	137	74	123	79,237	5,760	22,045	90	109	80,526	18,486
Under 25	3,914	5,675	5,270	54,666	78,861	112,761	3,477	4,892	424,729	476,621	958,281	2,660	4,248	5,104	118,236	100,855	250,857	693	1,458	49,075	91,914
25-49	1,957	2,551		66,258	86,464		1,828	2,414	480,153	534,628		1,606	2,168		109,312	114,919		548		37,586	
50-99	1,116	1,500	1,160	69,512	91,671	71,687	1,065	1,422	496,247	570,605	593,231	964	1,292	1,143	124,644	128,670	127,645	458	579	55,645	44,807
100-199	615	723	602	76,471	87,443	74,803	577	689	518,881	536,495	634,171	553	584	591	124,112	122,256	127,216	357	376	64,283	55,173
200-399	291	362	350	74,848	89,077	89,541	283	347	529,117	618,237	789,789	259	297	343	126,941	132,519	146,092	213	269	70,678	68,650
400-799	152	121	(1)	77,875	60,267	(1)	149	118	646,157	450,124	(1)	141	105	(1)	114,507	98,691	(1)	125	(1)	62,623	(1)

800-1599	56	41	(1)	57,834	44,332	(1)	55	40	536,303	392,355	(1)	53	35	(1)	78,268	56,811	(1)	45	(1)	37,947	(1)
1600-3199	3	5	(1)	6,050	11,400	(1)	3	5	33,585	107,630	(1)	3	5	(1)	6,350	18,148	(1)	3	(1)	1,487	(1)
3200 and over	1	1	(1)	8,000	4,500	(1)	1	1	85,100	15,450	(1)	1	1	(1)	5,000	7,000	(1)	1	(1)	250	(1)
400-699	136	113	155	66,460	54,517	75,478	133	110	560,069	405,608	684,086	126	97	154	104,657	88,855	119,010	112	126	58,652	57,309
700-999	39	21	55	30,589	16,818	42,380	39	20	264,825	146,914	389,917	36	20	55	31,320	24,106	66,845	30	47	15,078	33,431
1000-2499	36	31	67	44,710	39,364	91,573	35	31	391,151	343,952	808,954	35	26	67	63,148	50,841	116,266	31	60	28,327	55,428
2500 and over	1	3	5	8,000	9,800	18,020	1	3	85,100	69,085	145,630	1	3	5	5,000	16,848	21,030	1	5	250	13,158
Apache																					
Total	364	571	321	10,505	15,875	10,224	333	501	89,731	85,394	87,082	260	415	313	11,149	19,403	13,677	63	123	3,959	5,619
None	-----	-----	-----	-----	-----	-----	5	3	364	250	1,140	6	4	4	118	111	160	4	6	113	277
Under 25	248	394	274	2,849	5,353	5,556	216	330	25,085	30,492	45,585	155	266	264	2,748	5,152	7,610	18	87	734	2,783
25-49	74	121		2,425	4,024		71	116	20,545	21,988		65	101		2,998	4,648		23		890	
50-99	24	37	32	1,546	2,209	1,955	23	35	12,292	13,464	14,156	19	28	31	1,675	3,209	2,203	9	21	430	1,048
100-199	11	15	11	1,285	1,885	1,328	11	13	12,438	9,218	10,651	8	12	10	1,430	2,700	1,684	5	7	824	611
200-399	4	2	3	850	600	735	4	2	5,597	4,350	6,550	4	2	3	580	400	1,220	4	2	968	900
400 and over	3	2	1	1,550	1,804	650	3	2	13,410	5,632	9,000	3	2	1	1,600	3,183	800				
Cochise																					
Total	815	945	668	57,200	47,279	59,068	762	890	547,989	341,695	542,517	664	876	670	104,791	76,280	103,218	300	333	60,422	53,607
None	-----	-----	-----	-----	-----	-----	15	10	4,977	1,427	8,210	22	12	10	6,897	798	2,275	19	8	5,884	1,329
Under 25	406	527	417	6,036	7,439	8,892	365	479	52,711	62,172	80,108	302	485	411	14,228	10,596	18,486	77	142	6,031	7,944
25-49	192	225		6,412	7,572		180	211	58,455	48,240		148	204		10,980	10,462		65		5,082	
50-99	89	107	112	5,470	6,522	7,126	80	105	44,220	38,257	63,283	73	99	111	7,770	10,360	12,345	34	67	2,328	6,159
100-199	68	49	57	8,950	5,790	7,263	63	48	73,845	31,029	61,667	63	39	56	13,428	8,562	11,710	49	42	6,588	4,978
200-399	26	19	55	7,486	5,356	13,932	25	19	71,156	34,765	127,704	25	19	55	22,763	10,922	23,425	23	49	15,766	13,712
400-799	25	10	(1)	12,521	4,700	(1)	25	10	113,292	44,520	(1)	23	10	(1)	19,275	9,210	(1)	25	(1)	11,193	(1)
800 and over	9	8	(1)	10,325	9,900	(1)	9	8	129,333	81,285	(1)	8	8	(1)	9,450	15,370	(1)	8	(1)	7,550	(1)
400-699	23	10	14	11,121	4,700	6,780	23	10	105,237	44,520	55,897	21	10	14	18,100	9,210	11,072	23	13	10,998	5,380
700-999	6	4	5	4,600	3,500	3,775	6	4	47,769	46,690	33,280	5	4	5	5,175	6,370	7,900	5	5	3,295	4,400
1000-2499	5	4	8	7,125	6,400	11,300	5	4	89,619	34,595	112,368	5	4	8	5,450	9,000	16,005	5	7	4,450	9,705
Coconino																					
Total	270	303	198	13,082	17,297	13,742	241	232	88,540	80,279	119,074	229	255	190	24,215	24,524	19,981	84	79	9,288	7,758
None	-----	-----	-----	-----	-----	-----	9	1	2,945	180	331	8	1	6	2,502	100	355	4	5	1,258	154
Under 25	136	119	117	1,999	1,840	2,728	106	83	11,325	7,213	25,014	96	96	108	2,770	2,298	4,812	15	25	448	1,330
25-49	62	85		2,152	2,812		58	67	13,661	11,438		58	74		4,334	3,552		23		1,315	
50-99	35	50	36	2,291	3,150	2,314	32	36	15,190	12,134	19,849	32	42	34	5,096	4,665	2,986	18	19	2,467	1,026
100-199	26	25	32	3,367	3,045	4,071	25	22	23,586	14,451	32,370	24	19	30	4,148	4,767	5,699	16	18	1,573	1,980
200 and over	11	24	13	3,273	6,450	4,629	11	23	21,833	34,863	41,510	11	23	12	5,365	9,142	6,129	8	12	2,227	3,268
Gila																					
Total	196	251	212	9,139	7,233	13,378	174	246	71,332	43,619	101,635	160	190	213	11,506	10,833	22,409	35	54	3,551	4,961
None	-----	-----	-----	-----	-----	-----	1	6	100	579	3,167	1	4	1	40	545	1,246	-----	1	-----	1,244
Under 25	102	144	152	1,674	2,204	3,585	84	134	8,728	14,115	21,489	76	97	152	2,474	3,150	8,515	9	29	365	1,370
25-49	63	74		2,052	2,500		59	74	16,173	15,424		53	63		3,228	3,171		16		1,106	
50-99	18	28	40	1,163	1,731	2,443	17	28	7,897	10,288	15,490	17	21	40	1,114	2,642	5,035	2	15	65	1,225
100-199	6	4	11	825	523	1,500	6	4	6,065	3,213	10,165	6	4	11	950	1,025	2,390	2	4	165	435
200-399	3	1	6	925	275	1,400	3	-----	12,450	----------	10,524	3	1	6	1,300	300	1,725	3	2	700	187
400 and over	4	-----	3	2,500	---------	4,450	4	-----	19,919	----------	40,800	4	-----	3	2,400	---------	3,500	3	3	1,150	500
Graham																					
Total	404	685	445	21,595	32,355	38,414	360	588	194,842	211,096	320,993	343	539	416	34,929	35,700	56,534	109	174	11,641	24,249
None	-----	-----	-----	-----	-----	-----	2	1	1,900	12	250	4	1	3	607	75	386	4	4	292	336
Under 25	205	352	320	3,349	5,261	7,387	172	277	28,313	25,849	59,998	147	291	292	8,299	4,856	14,286	34	95	3,857	6,091
25-49	107	179		3,674	6,037		96	164	29,437	36,012		102	143		5,917	5,986		29		1,180	
50-99	49	87	55	2,950	4,940	3,559	47	80	25,908	32,193	23,931	49	59	53	6,913	4,647	4,927	20	24	2,912	1,322
100-199	26	41	29	3,397	4,992	3,578	26	40	28,450	33,054	25,768	24	30	27	4,633	5,900	4,222	11	18	817	1,597

[1] Comparison with later censuses may be found in groups below beginning with 400-699.

COUNTY TABLE 1.—CHICKENS ON FARMS 1940, 1935, AND 1930; CHICKEN EGGS PRODUCED AND CHICKENS RAISED 1939, 1934, AND 1929; AND CHICKENS SOLD, 1939 AND 1929; CLASSIFIED BY NUMBER ON HAND—Continued

(Chickens on hand over 4 months old Apr. 1, 1940 and over 3 months old Jan. 1, 1935 and Apr. 1, 1930)

STATE OR COUNTY AND NUMBER OF CHICKENS ON HAND	CHICKENS ON HAND						CHICKEN EGGS PRODUCED					CHICKENS RAISED						CHICKENS SOLD			
	Farms reporting			Number			Farms reporting		Dozens			Farms reporting			Number			Farms reporting		Number	
	1940 (Apr. 1)	1935 (Jan. 1)	1930 (Apr. 1)	1940 (Apr. 1)	1935 (Jan. 1)	1930 (Apr. 1)	1939	1934	1939	1934	1929	1939	1934	1929	1939	1934	1929	1939	1929	1939	1929
ARIZONA—Con.																					
Graham—Con.																					
200-399	6	15	22	1,525	3,975	5,595	6	15	11,979	31,400	42,150	6	8	22	1,635	5,300	10,413	4	16	430	3,980
400-799	8	9	(1)	4,100	5,150	(1)	8	9	36,105	39,566	(1)	8	6	(1)	5,025	6,936	(1)	7	(1)	2,153	(1)
800 and over	3	2	(1)	2,600	2,000	(1)	3	2	32,750	13,010	(1)	3	1	(1)	1,900	2,000	(1)				
400-699	7	6	10	3,400	2,950	4,995	7	6	28,905	20,042	38,471	7	3	10	4,650	3,700	7,600	4	9	1,403	3,323
700 and over	4	5	9	3,300	4,200	13,300	4	5	39,950	32,534	130,425	4	4	9	2,275	5,236	14,700	3	8	750	7,600
Greenlee																					
Total	180	236	187	7,858	8,649	10,608	154	220	47,927	58,021	86,460	137	198	160	18,827	11,261	18,608	53	93	10,793	8,984
None	-----	-----	-----	-------	-------	-------	1	-----	60	---------	320	1	-----	4	100	-------	265	-----	2	-------	160
Under 25	85	118	139	1,449	1,698	3,151	70	102	10,284	11,580	24,847	59	102	108	3,062	2,135	6,665	13	51	486	2,992
25-49	49	72		1,633	2,364		43	72	10,174	14,791		38	61		2,530	2,941		12		660	
50-99	29	27	29	1,946	1,587	1,847	26	27	9,302	7,833	17,242	25	19	29	8,620	1,916	4,013	18	22	6,973	1,827
100 and over	17	19	19	2,830	3,000	5,630	14	19	18,107	23,817	44,051	14	16	19	4,515	4,269	7,665	10	18	2,674	4,005
Maricopa																					
Total	3,003	3,838	2,971	218,412	233,172	238,390	2,882	3,495	1,515,250	1,472,266	2,184,095	2,311	3,272	2,955	343,859	336,512	431,577	987	1,122	166,523	178,456
None	-----	-----	-----	-------	-------	-------	38	6	7,764	8,778	37,948	41	14	38	12,826	1,043	11,449	27	35	18,890	10,670
Under 25	1,157	1,563	1,927	16,584	23,289	43,133	1,071	1,334	112,306	125,568	383,045	737	1,300	1,888	41,579	31,268	113,687	207	486	20,834	42,230
25-49	776	940		26,819	32,247		743	880	182,317	190,023		617	831		45,157	42,732		208		17,827	
50-99	512	701	495	32,112	43,338	30,410	496	668	215,699	264,538	267,890	435	624	489	50,303	58,641	58,526	202	236	18,927	19,147
100-199	314	389	276	38,436	46,962	34,308	297	370	251,697	286,227	314,518	274	310	271	64,799	70,014	59,789	176	160	36,028	25,369
200-399	154	175	149	38,837	42,142	38,473	149	169	240,131	304,213	359,960	127	136	146	51,045	68,626	61,324	100	113	24,348	26,605
400-799	66	56	(1)	33,300	26,772	(1)	64	55	256,371	183,919	(1)	57	46	(1)	39,830	44,288	(1)	50	(1)	18,399	(1)
800 and over	24	14	(1)	32,324	18,422	(1)	24	13	248,965	109,000	(1)	23	11	(1)	38,520	19,900	(1)	17	(1)	11,270	(1)
400-699	57	55	72	26,925	26,072	34,909	55	54	207,788	176,819	339,656	49	45	71	33,930	43,188	51,502	43	50	16,083	24,324
700-999	20	6	25	15,549	4,900	19,140	20	5	118,995	20,410	187,158	18	5	25	14,270	5,300	26,725	14	21	5,423	11,984
1000 and over	13	9	27	23,150	14,222	38,017	13	9	178,553	95,690	293,920	13	7	27	30,150	15,700	48,575	10	21	8,163	18,127
Mohave																					
Total	182	256	183	7,810	6,189	7,796	177	230	67,031	33,617	63,060	156	163	185	12,716	9,032	13,053	45	42	4,837	5,095
None	-----	-----	-----	-------	-------	-------	2	4	472	425	60	2	4	5	250	424	607	2	2	55	74
Under 25	111	188	146	1,578	2,348	2,576	108	163	13,579	13,372	21,011	87	98	144	2,275	2,775	4,163	10	17	601	1,112
25-49	41	41		1,390	1,401		38	38	12,251	8,301		39	36		2,018	2,232		13		493	
50-99	17	22	20	1,082	1,358	1,246	16	20	8,184	7,014	7,840	15	21	19	2,463	2,576	1,613	9	9	1,490	479
100-199	5	1	10	635	105	1,199	5	1	5,445	350	9,405	5	1	10	1,160	300	1,700	3	7	386	700
200-399	4	4	3	950	977	875	4	4	6,900	4,155	8,544	4	3	3	1,450	725	2,300	4	3	712	1,400
400 and over	4	------	4	2,175	--------	1,900	4	-----	20,200	---------	16,200	4	-----	4	3,100	--------	2,670	4	4	1,100	1,330
Navajo																					
Total	383	610	284	20,316	18,767	11,765	355	495	158,800	113,740	105,108	291	460	282	41,759	26,522	21,439	137	140	20,508	11,511
None	------	------	-----	-------	-------	-------	5	1	2,040	40	4,468	5	6	8	324	158	1,212	4	11	479	1,512
Under 25	232	406	226	3,216	5,253	4,231	206	300	26,797	21,534	36,093	157	276	217	7,251	6,580	6,618	57	87	2,757	2,732
25-49	70	132		2,332	4,282		67	126	15,971	20,315		59	115		3,740	5,416		25		959	

50-99	48	39	39	3,024	2,356	2,449	45	38	16,264	12,755	20,950	37	34	38	4,377	3,587	3,904	22	25	1,478	1,732
100-199	13	22	10	1,569	2,508	1,170	12	19	6,317	13,730	9,780	13	19	10	3,443	3,381	2,855	10	8	1,695	1,765
200-399	10	7	5	2,475	1,910	1,365	10	7	19,091	17,706	11,088	10	6	5	7,424	2,500	2,900	9	5	4,122	1,000
400 and over	10	4	(1)	7,700	2,458	(1)	10	4	72,320	27,660	(1)	10	4	(1)	15,200	4,900	(1)	10	(1)	9,018	(1)
400-699	6	3	3	3,800	1,400	1,550	6	3	35,501	16,715	11,779	6	3	3	9,400	2,900	1,950	6	3	6,320	970
700 and over	4	1	1	3,900	1,058	1,000	4	1	36,819	10,945	10,950	4	1	1	5,800	2,000	2,000	4	1	2,698	1,800
Pima																					
Total	433	697	391	36,853	50,748	68,069	401	627	316,801	470,552	599,009	357	451	407	117,133	85,922	120,429	182	207	85,407	68,884
None							15	9	13,791	3,645	1,546	16	12	18	27,993	377	1,019	11	9	26,774	587
Under 25	284	459	238	2,965	5,201	4,663	250	392	27,230	35,444	41,582	209	233	236	6,463	6,521	12,478	81	83	2,586	6,939
25-49	61	95		2,046	3,243		57	92	13,768	24,780		52	80		3,637	4,773		19		1,516	
50-99	23	59	44	1,448	3,594	2,686	21	55	8,943	30,405	21,308	18	49	44	6,305	6,454	5,378	14	17	5,245	1,822
100-199	21	22	26	2,849	2,715	3,510	17	20	19,490	21,303	28,091	19	20	26	10,128	4,448	9,956	18	21	7,972	6,012
200-399	15	30	30	3,899	7,477	7,816	14	28	31,167	63,098	67,028	15	27	30	13,625	13,708	16,655	12	27	9,640	9,891
400-799	15	18	(1)	7,987	9,650	(1)	14	17	67,078	75,389	(1)	15	17	(1)	22,307	19,185	(1)	15	(1)	16,223	(1)
800 and over	14	14	(1)	15,659	18,868	(1)	13	14	135,334	216,488	(1)	13	13	(1)	26,675	30,456	(1)	12	(1)	15,451	(1)
400-699	15	16	25	7,987	8,250	12,188	14	15	67,078	65,949	103,819	15	15	25	22,307	17,185	22,757	15	23	16,223	11,958
700-999	2	5	12	1,600	3,968	9,150	2	5	12,150	42,838	83,688	2	5	12	4,300	4,800	16,000	2	11	3,600	8,997
1000 and over	12	11	16	14,059	16,300	28,056	11	11	123,184	183,090	251,947	11	10	16	22,375	27,656	36,186	10	16	11,851	22,678
Pinal																					
Total	742	1,021	592	25,632	34,939	23,481	681	966	177,102	208,126	181,290	561	747	584	63,974	35,645	39,859	201	174	36,362	11,053
None							3	5	83	915	240	5	-----	4	25,094	--------	327	2	4	25,014	45
Under 25	450	639	478	5,357	7,745	7,990	403	593	35,987	44,297	59,936	301	464	466	10,516	7,435	17,662	91	119	2,642	6,349
25-49	158	206		5,232	6,970		145	200	36,077	46,498		131	144		8,455	7,920		40		1,762	
50-99	90	108	59	5,482	6,580	3,674	87	101	37,108	34,747	26,306	83	82	59	9,353	6,594	6,154	43	22	3,353	1,424
100-199	27	36	33	3,235	4,184	3,935	26	36	17,665	31,300	28,415	26	30	33	4,090	4,856	5,391	13	15	1,060	1,021
200-399	14	28	16	3,380	7,045	4,102	14	27	21,762	40,984	31,273	12	23	16	3,193	6,955	6,000	9	9	981	1,053
400 and over	3	4	6	2,946	2,415	3,780	3	4	28,420	9,385	35,120	3	4	6	3,273	1,885	4,325	3	5	1,550	1,161
Santa Cruz																					
Total	131	253	158	4,376	8,057	8,694	121	239	43,225	72,703	70,533	113	243	154	9,559	13,359	13,434	26	54	5,018	6,093
None							2	4	400	232	120	2	4	-----	824	91	--------	1	2	775	60
Under 25	83	179	134	1,143	2,316	2,802	73	163	11,302	16,057	22,379	65	167	131	1,633	4,073	4,167	7	37	143	1,047
25-49	27	43		838	1,424		26	43	6,082	12,730		25	43		1,508	2,601		6		363	
50-99	14	18	16	765	1,042	952	14	18	5,626	9,695	8,013	14	17	15	794	1,704	1,807	6	10	114	870
100-199	4	6	3	525	760	310	3	4	4,510	6,460	2,447	4	5	3	700	770	680	3	1	299	220
200 and over	3	7	5	1,105	2,515	4,630	3	7	15,305	27,529	37,574	3	7	5	4,100	4,120	6,780	3	4	3,324	3,896
Yavapai																					
Total	543	683	520	30,776	35,262	43,376	501	659	278,136	281,013	366,357	417	516	511	45,888	49,396	72,069	146	220	19,892	34,857
None							18	7	2,822	2,003	3,430	13	8	8	1,059	1,028	635	6	8	435	430
Under 25	237	347	334	3,734	5,334	7,961	202	322	38,258	46,223	66,219	148	222	320	5,688	8,375	14,982	31	89	2,230	5,097
25-49	163	180		5,297	6,080		144	176	36,534	46,750		128	145		8,566	8,617		39		2,658	
50-99	76	94	92	4,585	5,619	5,373	74	93	55,867	47,049	42,703	64	86	90	7,918	7,674	9,118	25	53	3,955	3,759
100-199	36	32	51	4,325	4,119	6,278	33	32	28,797	27,208	50,051	34	29	51	7,076	4,755	10,565	18	37	2,941	6,060
200-399	20	18	19	5,703	4,160	4,684	19	17	43,729	25,101	39,781	19	14	18	8,951	4,510	6,355	18	12	5,013	5,067
400-799	8	8	(1)	3,752	4,450	(1)	8	8	34,838	30,754	(1)	8	8	(1)	3,630	6,337	(1)	6	(1)	960	(1)
800 and over	3	4	(1)	3,380	5,500	(1)	3	4	37,291	55,925	(1)	3	4	(1)	3,000	8,100	(1)	3	(1)	1,700	(1)
400-699	7	6	12	3,012	3,000	5,865	7	6	28,038	22,302	49,848	7	6	12	2,930	2,837	12,434	5	11	800	6,400
700 and over	4	6	12	4,120	6,950	13,215	4	6	44,091	64,377	114,325	4	6	12	3,700	11,600	17,980	4	10	1,860	8,044
Yuma																					
Total	459	630	534	27,960	38,193	29,238	421	601	192,761	251,050	253,873	378	484	545	46,302	51,240	50,719	165	214	21,899	17,229
None							9	4	1,477	2,640	15,797	11	4	14	803	1,010	2,111	6	12	557	1,608
Under 25	178	240	368	2,733	3,580	8,126	151	220	22,824	22,705	70,975	121	151	367	9,250	5,641	16,726	43	111	5,361	3,898
25-49	114	158		3,956	5,508		101	155	28,708	37,338		91	128		6,244	9,868		30		1,775	
50-99	92	123	91	5,648	7,645	5,653	87	118	33,747	50,233	44,270	83	111	91	11,943	14,001	9,636	36	39	5,908	2,967

[1] Comparison with later censuses may be found in groups below beginning with 400-699.

COUNTY TABLE 1.—CHICKENS ON FARMS 1940, 1935, AND 1930; CHICKEN EGGS PRODUCED AND CHICKENS RAISED 1939, 1934, AND 1929; AND CHICKENS SOLD, 1939 AND 1929; CLASSIFIED BY NUMBER ON HAND—Continued

(Chickens on hand over 4 months old Apr. 1, 1940 and over 3 months old Jan. 1, 1935 and Apr. 1, 1930)

STATE OR COUNTY AND NUMBER OF CHICKENS ON HAND	CHICKENS ON HAND						CHICKEN EGGS PRODUCED					CHICKENS RAISED						CHICKENS SOLD			
	Farms reporting			Number			Farms reporting		Dozens			Farms reporting			Number			Farms reporting		Number	
	1940 (Apr. 1)	1935 (Jan. 1)	1930 (Apr. 1)	1940 (Apr. 1)	1935 (Jan. 1)	1930 (Apr. 1)	1939	1934	1939	1934	1929	1939	1934	1929	1939	1934	1929	1939	1929	1939	1929
ARIZONA—Con.																					
Yuma—Continued																					
100-199	43	68	46	5,283	8,405	5,523	41	67	29,059	50,320	44,146	41	56	46	5,352	8,909	9,550	24	31	2,061	3,985
200-399	24	32	21	6,040	7,805	5,400	24	29	46,598	44,458	41,304	23	28	19	7,510	8,061	6,071	21	14	3,672	1,822
400 and over	8	9	8	4,300	5,250	4,536	8	8	30,348	42,856	37,381	8	6	8	5,200	3,750	6,625	5	7	2,565	2,949
ARKANSAS																					
Total	193,908	224,355	195,017	6,315,148	6,870,039	6,124,450	183,812	214,321	38,594,353	27,424,212	39,129,649	177,860	204,555	193,116	14,634,191	10,772,391	11,201,907	76,670	83,645	6,913,177	3,751,931
None	------	------	------	--------	--------	--------	1,201	669	257,000	58,855	177,263	1,834	804	944	1,448,765	94,173	58,118	1,511	755	1,375,095	41,714
Under 25	88,815	110,772	161,912	1,286,712	1,626,242	3,425,466	80,735	102,652	7,892,138	5,706,824	21,275,840	76,024	96,416	159,251	3,974,631	2,951,756	7,136,131	22,699	59,795	1,742,011	2,059,980
25-49	70,213	78,520		2,304,828	2,540,943		67,784	76,682	13,673,524	9,598,997		66,540	74,123		4,495,746	3,935,978		31,499		1,547,185	
50-99	27,756	28,295	26,063	1,691,173	1,703,984	1,603,552	27,077	27,706	10,022,393	7,024,631	10,036,392	26,572	26,828	25,927	2,836,774	2,392,655	2,483,872	16,056	17,554	1,172,242	928,684
100-199	6,003	5,659	5,717	712,689	661,722	688,457	5,904	5,536	4,426,323	3,121,341	4,604,747	5,788	5,347	5,684	1,308,469	914,672	937,266	4,089	4,435	747,111	413,439
200-399	976	917	1,079	229,925	217,940	262,932	966	893	1,573,395	1,240,585	1,837,110	958	854	1,069	409,980	325,451	367,337	698	890	240,323	185,254
400-799	116	157	(1)	55,665	77,908	(1)	116	153	443,662	483,876	(1)	115	149	(1)	107,626	97,348	(1)	96	(1)	66,569	(1)
800-1599	25	30	(1)	26,356	29,100	(1)	25	26	225,118	145,203	(1)	25	29	(1)	38,200	46,158	(1)	20	(1)	18,641	(1)
1600-3199	4	5	(1)	7,800	12,200	(1)	4	4	80,800	43,900	(1)	4	5	(1)	14,000	14,200	(1)	2	(1)	4,000	(1)
3200 and over	------	------	(1)	--------	--------	(1)	-----	-----	---------	---------	(1)	-----	-----	(1)	--------	--------	(1)	-----	(1)	--------	(1)
400-699	108	141	184	49,965	66,475	87,116	108	137	403,390	413,663	691,145	107	134	181	100,976	85,571	133,574	89	163	63,536	78,404
700-999	18	33	44	14,110	25,633	33,915	18	31	121,290	150,849	300,326	18	31	42	20,504	38,477	50,345	15	38	8,874	26,053
1000-2499	19	15	17	25,746	19,300	20,512	19	13	224,900	91,467	176,826	19	15	17	38,346	26,958	28,264	14	14	16,800	14,603
2500 and over	------	3	1	--------	7,800	2,500	-----	2	---------	17,000	30,000	-----	3	1	--------	6,700	7,000	-----	1	--------	3,800
Arkansas																					
Total	2,094	2,194	1,978	96,503	107,044	92,693	2,014	2,135	649,182	394,509	551,101	1,993	1,898	1,957	181,486	159,210	182,377	871	1,049	51,694	69,402
None	-----	-----	-----	--------	--------	--------	10	-----	4,514	---------	30	11	-----	1	4,086	--------	25	8	1	3,306	40
Under 25	642	751	1,307	9,932	11,206	31,565	591	709	65,883	34,561	191,679	576	582	1,294	27,069	19,734	71,826	164	562	6,040	23,861
25-49	733	695		24,527	22,814		711	685	167,101	67,011		712	616		49,773	35,250		278		10,843	
50-99	488	475	474	30,269	29,204	29,698	477	469	206,333	112,202	175,001	469	435	467	54,748	41,428	61,239	260	325	16,253	23,628
100-199	199	219	149	23,905	26,555	18,094	193	218	159,248	115,085	107,352	193	211	148	35,660	37,593	30,368	133	123	11,447	12,820
200 and over	32	54	48	7,870	17,265	13,336	32	54	46,103	65,650	77,039	32	54	47	10,150	25,205	18,919	28	38	3,805	9,053
Ashley																					
Total	2,755	3,498	3,134	73,319	89,805	74,065	2,537	3,440	401,083	265,423	476,663	2,455	3,264	3,086	109,486	126,050	125,947	593	720	21,949	29,760
None	-----	-----	-----	--------	--------	--------	10	7	2,589	220	263	10	9	5	559	1,550	120	6	3	379	51
Under 25	1,496	1,837	2,851	20,272	27,257	54,996	1,333	1,790	125,586	72,589	353,771	1,246	1,720	2,799	34,787	40,626	99,600	191	567	3,968	21,636
25-49	963	1,330		30,856	41,942		908	1,314	168,706	122,295		910	1,255		45,708	59,999		279		9,028	
50-99	246	301	258	14,547	17,134	15,587	236	299	69,996	58,113	99,677	240	254	257	18,508	20,660	22,227	94	132	3,545	6,474
100-199	40	29	21	4,714	3,222	2,482	40	29	17,041	12,018	16,062	39	25	21	4,399	2,915	3,250	16	14	907	1,324
200-399	7	1	3	1,565	250	600	7	1	9,715	188	4,240	7	1	3	1,325	300	450	7	4	4,122	275
400 and over	3	------	1	1,365	--------	400	3	-----	7,450	---------	2,650	3	-----	1	4,200	--------	300				
Baxter																					
Total	1,298	1,317	1,243	43,945	41,178	51,136	1,231	1,207	269,391	213,665	308,047	1,142	1,095	1,181	67,261	54,799	79,455	679	791	23,866	36,181
None	------	------	------	--------	--------	--------	13	13	2,367	2,357	852	15	16	11	644	488	540	6	9	179	536
Under 25	573	614	893	8,858	9,409	21,523	521	546	63,474	46,669	130,032	453	502	828	20,976	15,045	42,887	248	510	8,240	18,443
25-49	479	472		16,047	15,572		455	431	91,809	77,508		444	383		24,843	23,030		266		7,341	

50-99	196	192	267	12,141	11,341	16,910	193	179	67,621	55,874	95,839	180	161	261	13,530	13,120	22,543	119	200	4,945	10,504
100-199	44	35	66	5,299	3,906	7,963	43	34	31,810	22,762	52,374	44	29	65	6,108	2,591	8,285	37	55	2,740	4,584
200 and over	6	4	17	1,600	950	4,740	6	4	12,310	8,475	28,950	6	4	16	1,160	525	5,200	3	17	421	2,114
Benton																					
Total	4,268	5,088	4,533	193,758	284,240	283,799	3,949	4,297	1,509,661	1,565,363	2,300,030	4,138	4,193	4,505	2,636,394	797,092	540,671	2,807	3,042	2,370,946	278,842
None							115	69	40,842	10,782	25,649	486	127	36	916,294	58,580	9,209	471	37	881,621	7,339
Under 25	1,618	1,546	2,442	23,979	23,680	61,512	1,371	1,078	226,436	127,654	573,475	1,273	1,005	2,391	723,822	88,188	156,588	751	1,364	360,526	75,629
25-49	1,250	1,481		42,712	50,859		1,136	1,265	314,992	278,828		1,082	1,195		345,393	122,736		650		289,169	
50-99	952	1,329	1,273	60,227	84,286	82,855	894	1,208	453,553	470,943	667,142	874	1,183	1,265	312,114	200,119	147,543	580	942	252,511	70,314
100-199	366	567	626	45,231	70,811	77,448	352	527	298,832	389,723	599,684	343	524	623	247,727	195,989	128,700	284	526	207,589	68,445
200-399	74	134	148	17,134	32,099	35,806	73	126	138,321	200,468	262,345	72	129	148	75,819	98,545	62,016	63	133	65,830	36,737
400 and over	8	31	44	4,475	22,505	26,178	8	24	36,685	86,965	171,735	8	30	42	15,225	32,935	36,615	8	40	13,700	20,378
Boone																					
Total	2,001	2,316	1,771	84,090	96,114	90,921	1,863	2,178	589,566	451,127	665,075	1,789	2,117	1,762	210,981	164,439	154,912	1,265	1,338	132,010	75,350
None							8	5	1,432	920	5,847	17	11	17	4,821	824	1,349	19	17	4,441	996
Under 25	638	760	1,048	9,483	11,849	27,334	547	663	76,761	56,001	226,718	492	646	1,028	25,234	32,715	59,746	290	706	11,811	29,298
25-49	712	819		24,208	27,312		667	787	172,474	125,162		651	757		46,061	51,562		464		22,506	
50-99	506	576	513	31,091	35,532	32,514	496	564	207,094	168,548	233,554	487	546	509	51,603	53,291	50,510	373	423	23,524	22,444
100-199	133	141	175	16,649	16,639	20,690	133	139	112,002	71,422	135,044	130	138	173	79,725	21,848	28,382	109	159	68,328	13,173
200 and over	12	20	35	2,659	4,782	10,383	12	20	19,803	29,074	63,932	12	19	35	3,537	4,199	14,825	10	33	1,400	9,439
Bradley																					
Total	1,357	1,810	1,737	40,386	48,875	47,938	1,289	1,692	237,897	175,630	258,708	1,280	1,633	1,720	66,157	83,893	90,153	432	601	13,109	17,949
None							4	3	406	41	554	3	5	4	110	180	239	2	2	32	33
Under 25	577	885	1,537	8,785	13,650	33,755	530	782	52,653	40,008	180,202	516	740	1,517	17,705	26,877	70,212	124	500	2,756	12,940
25-49	623	757		19,978	23,761		603	740	113,676	78,927		607	726		32,785	42,428		226		5,753	
50-99	133	154	174	7,648	9,096	10,165	129	153	43,123	40,090	52,482	131	148	173	9,849	11,723	14,944	65	85	2,271	3,465
100 and over	24	14	26	3,975	2,368	4,018	23	14	28,039	16,564	25,470	23	14	26	5,708	2,685	4,758	15	14	2,297	1,511
Calhoun																					
Total	1,082	1,543	1,181	33,387	40,149	41,120	1,025	1,525	198,130	165,334	238,413	996	1,476	1,183	47,323	56,917	62,093	339	491	8,099	16,996
None							2	4	130	647	320	1	6	9	20	250	175	1	3	50	40
Under 25	415	764	961	6,358	11,601	22,476	373	744	35,725	50,220	119,734	369	712	954	13,026	19,648	39,488	74	351	1,860	9,285
25-49	512	641		16,626	20,532		498	639	103,635	80,891		486	625		23,765	28,764		185		3,856	
50-99	137	135	190	7,939	7,716	11,383	135	135	45,582	31,086	71,308	123	130	190	7,917	8,040	13,547	71	112	1,956	3,496
100 and over	18	3	30	2,464	300	7,261	17	3	13,058	2,490	47,051	17	3	30	2,595	215	8,883	8	25	377	4,175
Carroll																					
Total	2,242	2,413	2,206	103,747	97,238	118,229	2,110	2,189	772,015	437,503	849,374	2,004	2,202	2,200	190,962	138,711	183,689	1,460	1,672	107,383	98,566
None							27	19	7,011	1,075	1,735	38	22	9	14,117	876	604	37	10	13,325	722
Under 25	645	826	1,233	9,794	12,797	32,825	545	641	76,304	67,098	269,901	489	718	1,220	32,892	25,881	68,603	306	822	20,017	37,896
25-49	738	859		25,676	29,811		701	814	185,079	126,332		668	777		49,814	50,412		465		26,079	
50-99	642	588	716	39,911	36,283	46,902	625	576	301,019	154,643	323,725	603	555	715	55,938	45,218	69,989	486	616	26,495	37,061
100-199	194	128	220	22,776	14,772	26,799	189	127	162,986	74,140	173,310	183	120	220	31,763	14,429	33,036	147	191	18,505	16,988
200 and over	23	12	37	5,590	3,575	11,703	23	12	39,616	14,215	80,703	23	10	36	6,438	1,895	11,457	19	33	2,962	5,899
Chicot																					
Total	3,545	3,984	2,845	81,984	92,549	61,208	3,222	3,823	457,401	286,324	298,160	3,055	3,521	2,701	147,889	141,851	124,529	551	148	22,472	7,548
None							11	6	469	104	151	18	8	5	530	350	80	12	-----	228	-----
Under 25	2,255	2,554	2,595	27,670	34,086	43,568	1,971	2,399	139,218	95,106	187,902	1,818	2,289	2,446	52,473	66,801	95,822	185	101	3,800	3,378
25-49	971	1,116		31,311	35,577		927	1,106	180,980	110,602		915	1,030		62,059	49,364		247		13,164	
50-99	268	251	212	15,769	14,668	12,571	262	249	91,556	45,731	70,317	253	164	212	22,496	18,866	20,942	86	31	2,950	1,861
100-199	43	54	32	5,083	5,743	3,494	43	54	29,784	23,796	24,370	43	25	32	7,590	4,606	4,835	18	11	1,580	859
200 and over	8	9	6	2,151	2,475	1,575	8	9	15,394	10,785	15,420	8	5	6	2,741	1,864	2,850	3	5	750	1,450

[1] Comparison with later censuses may be found in groups below beginning with 400-699.

COUNTY TABLE 1.—CHICKENS ON FARMS 1940, 1935, AND 1930; CHICKEN EGGS PRODUCED AND CHICKENS RAISED 1939, 1934, AND 1929; AND CHICKENS SOLD, 1939 AND 1929; CLASSIFIED BY NUMBER ON HAND—Continued

(Chickens on hand over 4 months old Apr. 1, 1940 and over 3 months old Jan. 1, 1935 and Apr. 1, 1930)

STATE OR COUNTY AND NUMBER OF CHICKENS ON HAND	CHICKENS ON HAND						CHICKEN EGGS PRODUCED					CHICKENS RAISED						CHICKENS SOLD			
	Farms reporting			Number			Farms reporting		Dozens			Farms reporting			Number			Farms reporting		Number	
	1940 (Apr.1)	1935 (Jan.1)	1930 (Apr.1)	1940 (Apr. 1)	1935 (Jan. 1)	1930 (Apr. 1)	1939	1934	1939	1934	1929	1939	1934	1929	1939	1934	1929	1939	1929	1939	1929
ARKANSAS—Con.																					
Clark																					
Total	2,347	3,069	2,521	90,043	90,009	82,535	2,209	2,943	569,585	399,779	506,261	2,173	2,837	2,498	112,874	114,648	125,603	997	911	31,109	32,184
None							13	2	2,005	49	120	5	2	3	113	165	122	8	3	294	40
Under 25	764	1,409	2,041	12,025	20,605	47,983	672	1,304	78,770	75,057	284,635	649	1,242	2,017	20,724	32,661	82,162	212	623	5,097	17,609
25-49	999	1,196		32,843	37,940		955	1,178	209,188	158,867		959	1,142		45,017	47,890		454		11,943	
50-99	467	410	405	28,750	24,468	24,769	455	405	174,363	122,998	148,599	451	398	403	32,387	26,828	31,823	251	235	7,842	9,463
100-199	99	47	70	11,955	5,296	8,215	96	47	69,081	31,568	59,018	92	46	70	10,188	5,835	10,206	60	47	3,368	4,651
200 and over	18	7	5	4,470	1,700	1,568	18	7	36,178	11,240	13,889	17	7	5	4,445	1,269	1,290	12	3	2,565	421
Clay																					
Total	3,178	3,790	3,147	142,425	166,581	112,545	3,029	3,707	897,427	516,948	724,022	3,037	3,688	3,122	305,871	321,019	242,289	2,187	2,162	113,914	111,902
None							11	29	1,075	2,147	1,735	15	37	13	1,090	2,131	1,440	12	21	561	1,240
Under 25	888	1,040	2,495	14,846	16,972	59,965	794	959	112,733	61,937	400,644	784	948	2,461	53,017	48,287	155,642	491	1,605	18,880	71,505
25-49	1,271	1,439		44,099	49,825		1,223	1,419	284,416	153,242		1,235	1,410		107,734	108,786		866		37,192	
50-99	753	1,042	497	47,151	65,109	31,009	742	1,033	284,895	181,685	179,901	740	1,028	494	90,146	113,661	55,806	594	402	35,160	24,820
100-199	225	241	132	26,936	27,415	15,767	219	241	162,144	89,986	94,387	222	239	131	41,086	41,074	23,466	188	113	16,492	11,203
200 and over	41	28	23	9,393	7,260	5,804	40	26	52,164	27,951	47,355	41	26	23	12,798	7,080	5,935	36	21	5,629	3,134
Cleburne																					
Total	1,971	2,044	1,580	71,522	58,535	47,455	1,871	1,866	521,828	279,134	312,968	1,734	1,816	1,570	94,021	75,151	79,219	1,142	795	44,822	29,418
None							18	3	1,974	152	630	19	4	4	1,280	119	115	20	3	1,139	82
Under 25	785	1,013	1,360	12,548	15,843	31,851	691	872	90,774	68,383	209,385	619	863	1,347	20,386	24,079	56,790	336	634	10,208	19,244
25-49	765	789		24,989	25,193		745	758	173,080	117,740		699	720		31,409	31,330		464		15,196	
50-99	318	202	190	19,768	11,801	11,573	314	196	137,010	59,090	75,353	296	190	189	22,390	13,003	17,907	238	136	10,028	7,837
100-199	89	32	26	10,152	3,888	3,057	89	29	87,903	20,424	20,785	87	31	26	12,698	3,995	3,777	72	19	5,311	1,735
200 and over	14	8	4	4,065	1,810	974	14	8	31,087	13,345	6,815	14	8	4	5,858	2,625	630	12	3	2,940	520
Cleveland																					
Total	1,607	2,086	1,941	53,821	64,291	68,171	1,528	2,032	332,273	298,635	432,130	1,517	1,797	1,936	95,901	76,227	113,663	776	882	37,217	38,207
None							2	5	60	175	421	3	5	4	240	255	143	2	5	60	149
Under 25	684	1,081	1,627	11,141	16,585	37,061	625	1,033	53,693	51,720	216,436	616	913	1,618	23,277	23,904	68,569	221	657	5,672	18,976
25-49	690	762		22,136	24,034		670	753	114,651	92,718		671	677		41,241	29,084		393		14,838	
50-99	187	181	232	11,214	10,459	13,960	185	180	73,378	50,424	78,503	182	155	232	18,321	9,107	19,320	122	148	8,450	6,348
100-199	32	36	55	3,730	4,348	6,770	32	36	28,026	28,654	44,651	32	26	55	7,026	2,380	10,273	26	46	4,722	4,811
200-399	10	20	18	2,350	4,990	4,380	10	19	23,515	39,254	32,294	9	15	18	2,946	6,872	6,558	8	17	1,995	3,473
400 and over	4	6	9	3,250	3,875	6,000	4	6	38,950	35,690	59,825	4	6	9	2,850	4,625	8,800	4	9	1,480	4,450
Columbia																					
Total	3,349	4,128	3,852	91,481	97,267	91,970	3,256	3,967	544,531	339,944	521,961	3,168	3,744	3,830	168,002	151,363	206,148	872	1,410	37,981	57,519
None							4	4	354	170	1,356	3	4	12	115	113	546	2	5	40	144
Under 25	1,756	2,470	3,565	25,552	35,278	71,098	1,679	2,319	142,322	112,274	394,957	1,609	2,130	3,531	54,923	58,096	163,724	303	1,230	9,958	40,433
25-49	1,225	1,390		39,074	43,115		1,206	1,376	232,839	155,357		1,196	1,347		69,692	66,113		403		12,286	
50-99	318	239	258	18,775	13,742	15,139	317	239	107,425	50,452	83,598	310	236	258	27,507	18,945	27,948	138	154	7,741	9,633
100-199	37	23	21	4,295	2,857	2,433	37	23	28,145	10,600	15,545	37	21	21	11,140	3,296	3,980	18	14	6,346	1,354
200-399	10	4	5	2,335	1,125	1,250	10	4	19,946	5,275	8,885	10	4	5	1,935	1,450	2,100	8	7	1,610	5,955
400 and over	3	2	3	1,450	1,150	2,050	3	2	13,500	5,816	17,620	3	2	3	2,690	3,350	7,850				

Conway																				
Total	2,338	2,925	2,913	65,943	83,422	72,350	2,244	2,870	397,062	320,354	400,281	2,254	2,695	2,906	118,380	118,245	143,147	1,116	1,241	34,480	41,243
None							11	14	1,182	1,457	1,898	16	12	22	728	432	1,047	14	15	468	413
Under 25	1,204	1,487	2,632	18,320	22,206	53,163	1,133	1,429	126,549	80,233	280,014	1,129	1,309	2,607	41,158	41,619	113,419	500	1,060	10,935	30,963
25-49	867	1,087		27,949	34,995		842	1,079	164,227	131,024		848	1,038		49,570	48,782		443		15,055	
50-99	217	288	249	13,011	17,068	14,965	208	285	68,824	68,507	89,048	212	275	246	19,032	19,820	22,767	130	142	5,369	6,733
100-199	45	56	27	5,313	6,693	2,997	45	56	29,390	29,662	19,824	44	54	26	6,537	5,779	4,905	29	24	2,653	3,134
200 and over	5	7	5	1,350	2,460	1,225	5	7	6,890	9,471	9,497	5	7	5	1,355	1,813	1,009				
Craighead																					
Total	4,321	4,906	4,341	159,117	191,076	147,573	4,072	4,755	880,559	648,375	975,347	4,133	4,740	4,348	332,036	327,243	319,239	2,388	2,482	92,855	114,142
None							20	16	4,256	649	1,730	19	16	32	1,189	716	1,436	17	15	971	487
Under 25	1,286	1,469	3,505	21,314	23,977	86,535	1,151	1,347	137,893	88,115	546,056	1,143	1,341	3,484	63,902	54,864	217,764	507	1,852	15,899	75,430
25-49	2,042	2,091		67,869	70,397		1,941	2,060	390,736	245,390		1,991	2,050		154,529	126,937		1,204		43,611	
50-99	863	1,122	705	52,553	68,229	42,884	833	1,113	265,662	223,209	221,238	853	1,115	701	89,866	105,357	76,479	562	511	26,024	29,036
100-199	111	207	113	12,851	23,448	13,091	109	202	59,206	72,096	73,962	109	202	113	17,543	34,169	18,465	82	91	4,998	7,387
200 and over	19	17	18	4,530	5,025	5,063	18	17	22,806	18,916	32,361	18	16	18	5,007	5,200	5,095	16	13	1,352	1,802
Crawford																					
Total	1,911	2,615	2,144	59,602	75,242	79,417	1,796	2,429	332,786	304,790	515,823	1,718	2,320	2,141	99,601	127,480	181,737	913	1,478	36,842	75,841
None							24	13	2,469	1,167	4,601	21	14	33	1,368	432	2,396	21	29	1,042	1,894
Under 25	920	1,430	1,666	14,287	20,780	37,768	818	1,269	84,122	78,508	252,589	765	1,189	1,635	29,754	42,301	113,834	357	1,071	10,423	43,748
25-49	680	808		22,435	26,592		651	781	117,535	99,515		639	759		38,624	43,969		339		13,640	
50-99	254	307	352	15,263	18,225	21,976	248	299	80,444	74,982	133,281	238	292	350	20,672	26,569	35,541	158	271	8,300	14,911
100-199	51	60	101	6,173	6,867	12,384	49	58	36,116	30,374	75,305	49	56	98	7,713	9,584	19,280	34	85	2,812	9,897
200 and over	6	10	25	1,444	2,778	7,289	6	9	12,100	20,244	50,047	6	10	25	1,470	4,625	10,686	4	22	625	5,391
Critterden																					
Total	5,565	6,589	4,560	117,895	155,712	80,713	5,132	6,421	574,037	351,320	405,456	5,085	6,190	4,384	226,759	284,310	180,692	420	552	15,055	21,002
None							38	6	3,226	260	1,126	49	7	19	1,495	255	476	5	7	79	411
Under 25	3,945	4,213	4,354	48,226	56,795	66,202	3,536	4,050	242,680	133,489	324,782	3,462	3,854	4,159	102,442	114,248	155,977	176	473	3,913	15,775
25-49	1,224	1,808		38,438	56,141		1,178	1,800	190,935	116,294		1,190	1,771		71,181	96,474		155		5,654	
50-99	321	471	177	19,302	28,110	10,642	308	469	91,676	57,988	56,918	309	462	177	34,956	48,025	19,421	66	59	3,464	3,139
100-199	57	78	24	6,509	8,952	2,869	55	77	28,740	23,935	16,605	57	77	24	9,585	14,450	2,858	12	10	895	677
200 and over	18	19	5	5,420	5,714	1,000	17	19	16,780	19,354	6,025	18	19	5	7,100	10,858	1,960	6	3	1,050	1,000
Cross																					
Total	3,390	3,652	2,991	96,677	96,289	72,330	3,164	3,521	573,710	312,718	396,385	3,086	3,311	2,965	191,517	145,646	135,112	709	596	32,337	23,612
None							7	7	1,050	312	901	7	5	10	364	255	553	3	12	52	440
Under 25	1,745	2,002	2,671	24,506	28,234	47,761	1,579	1,894	150,905	87,518	242,013	1,511	1,724	2,637	56,247	47,234	99,594	204	445	4,705	14,324
25-49	1,160	1,253		37,392	39,553		1,114	1,226	219,416	131,241		1,117	1,196		76,109	60,745		295		10,585	
50-99	404	338	263	24,036	20,295	15,906	386	335	141,286	66,551	98,465	376	331	261	40,868	29,644	24,072	164	104	9,723	5,010
100-199	73	54	45	8,218	6,247	5,113	70	54	43,303	15,931	32,510	67	51	45	15,279	6,598	7,603	38	25	6,322	2,368
200 and over	8	5	12	2,525	1,960	3,550	8	5	17,750	11,165	22,496	8	4	12	2,650	1,170	3,290	5	10	950	1,470
Dallas																					
Total	1,261	1,685	1,462	38,122	41,614	40,389	1,212	1,618	238,733	175,314	242,770	1,149	1,565	1,440	51,547	59,054	70,342	477	635	13,752	17,574
None							5	2	775	152	280	5	2	3	189	19	165	4	2	87	128
Under 25	535	933	1,293	8,361	13,469	28,518	494	875	47,020	53,845	169,791	448	836	1,270	13,769	22,113	56,228	146	519	2,835	12,092
25-49	578	614		18,778	19,443		566	606	120,778	82,575		552	590		24,766	26,362		244		5,949	
50-99	128	128	149	7,733	7,302	9,032	127	126	47,870	28,678	52,908	127	127	147	10,068	8,475	10,926	74	98	3,084	3,993
100 and over	20	10	20	3,250	1,400	2,839	20	9	22,290	10,064	19,791	17	10	20	2,755	2,085	3,023	9	16	1,797	1,361
Desha																					
Total	3,403	3,186	2,666	87,439	76,358	51,520	3,111	3,069	369,901	295,094	234,772	3,045	3,011	2,625	125,521	107,142	109,378	294	333	9,738	10,521
None							6	1	519	72	264	8	2	12	182	26	324	3	2	51	86
Under 25	2,037	1,958	2,518	27,235	27,078	40,988	1,798	1,856	104,938	96,377	176,087	1,741	1,814	2,466	45,720	42,992	92,976	67	255	1,338	6,079
25-49	967	939		30,717	29,285		917	927	131,733	111,537		910	913		45,349	39,414		103		3,354	
50-99	312	249	129	18,463	14,278	7,668	304	246	81,153	66,003	40,271	300	246	129	23,424	19,132	13,063	78	66	2,522	3,131
100-199	77	32	14	8,654	3,617	1,687	76	32	37,917	16,025	10,405	76	29	14	7,983	3,973	2,180	37	7	1,898	495
200 and over	10	8	5	2,370	2,100	1,177	10	7	13,641	5,080	7,745	10	7	4	2,863	1,605	835	6	3	575	730

COUNTY TABLE 1.—CHICKENS ON FARMS 1940, 1935, AND 1930; CHICKEN EGGS PRODUCED AND CHICKENS RAISED 1939, 1934, AND 1929; AND CHICKENS SOLD, 1939 AND 1929; CLASSIFIED BY NUMBER ON HAND—Continued

(Chickens on hand over 4 months old Apr. 1, 1940 and over 3 months old Jan. 1, 1935 and Apr. 1, 1930)

STATE OR COUNTY AND NUMBER OF CHICKENS ON HAND	CHICKENS ON HAND						CHICKEN EGGS PRODUCED					CHICKENS RAISED						CHICKENS SOLD			
	Farms reporting			Number			Farms reporting		Dozens			Farms reporting			Number			Farms reporting		Number	
	1940 (Apr. 1)	1935 (Jan. 1)	1930 (Apr. 1)	1940 (Apr. 1)	1935 (Jan. 1)	1930 (Apr. 1)	1939	1934	1939	1934	1929	1939	1934	1929	1939	1934	1929	1939	1929	1939	1929
ARKANSAS—Con.																					
Drew																					
Total	2,356	3,062	2,879	61,585	68,364	73,580	2,200	2,997	294,855	176,210	425,681	2,175	2,866	2,836	106,208	106,882	150,776	519	945	17,434	33,649
None							7	1	323	20	460	10	1	5	541	30	185	5	4	253	117
Under 25	1,251	1,960	2,580	17,874	27,755	52,199	1,116	1,903	84,297	59,306	295,972	1,086	1,790	2,532	35,682	47,601	116,923	187	748	5,320	21,922
25-49	872	913		28,087	28,593		846	907	134,343	80,755		850	890		48,213	44,559		238		7,708	
50-99	202	170	262	11,976	9,752	15,394	200	166	52,714	27,665	88,652	198	166	262	17,105	12,506	26,588	75	172	3,297	8,895
100 and over	31	19	37	3,648	2,264	5,987	31	18	23,178	8,464	40,597	31	19	37	4,667	2,186	7,080	14	21	856	2,715
Faulkner																					
Total	3,132	3,827	3,773	118,354	120,779	118,819	3,027	3,704	827,522	712,942	897,826	2,965	3,589	3,747	167,507	168,108	200,804	1,346	1,745	54,998	67,390
None							6	12	1,005	955	12,703	8	11	24	425	479	1,023	10	21	495	841
Under 25	1,182	1,767	3,224	18,470	27,386	74,762	1,109	1,659	134,949	165,217	561,891	1,054	1,597	3,174	35,371	52,187	139,550	371	1,365	9,124	41,770
25-49	1,294	1,479		42,444	48,224		1,264	1,460	290,668	272,265		1,263	1,424		63,983	65,890		598		19,146	
50-99	477	480	455	29,483	28,562	27,709	470	474	203,763	161,975	199,358	464	465	455	34,649	30,823	38,103	252	281	11,540	14,327
100-199	145	78	68	17,667	9,297	8,330	144	76	119,734	56,210	61,508	142	71	68	19,507	8,556	10,265	94	56	6,944	4,679
200-399	29	19	21	7,240	4,710	5,118	29	19	54,623	30,480	39,575	29	17	21	8,252	7,673	7,738	17	17	4,279	4,109
400 and over	5	4	5	3,050	2,600	2,900	5	4	22,780	25,840	22,791	5	4	5	5,320	2,500	4,125	4	5	3,470	1,664
Franklin																					
Total	1,933	2,403	2,075	77,191	88,368	81,539	1,760	2,306	472,773	434,667	603,953	1,759	2,219	2,072	136,965	134,329	156,992	947	1,326	65,223	68,421
None							15	5	1,996	175	2,496	29	5	12	2,314	218	525	10	10	1,142	415
Under 25	630	952	1,511	9,853	14,913	37,987	511	877	58,096	57,592	274,972	518	840	1,496	27,284	29,330	85,921	237	885	14,297	36,798
25-49	768	886		25,658	29,391		721	867	142,989	137,110		709	835		50,539	46,330		382		23,515	
50-99	424	431	460	26,586	26,419	28,711	404	424	154,451	137,104	212,236	394	409	460	37,244	36,833	47,544	247	342	16,731	20,255
100-199	96	121	86	11,149	14,253	10,610	94	120	79,112	84,170	79,249	94	117	88	15,974	19,026	16,254	60	77	7,991	8,314
200 and over	15	13	16	3,945	3,392	4,231	15	13	36,129	18,516	35,000	15	13	16	3,610	2,592	6,748	11	12	1,547	2,639
Fulton																					
Total	1,795	1,879	1,742	71,862	73,704	81,652	1,688	1,810	487,843	367,292	564,961	1,587	1,660	1,738	86,639	83,052	106,581	866	1,020	34,893	40,274
None							5	9	585	1,440	3,055	8	11	2	842	358	65	8	7	739	405
Under 25	621	622	1,132	9,850	9,508	29,493	550	570	69,131	44,711	203,172	510	509	1,128	16,396	13,937	47,596	217	576	7,249	16,230
25-49	683	786		23,297	26,711		656	768	156,667	127,478		626	713		30,648	33,122		334		11,042	
50-99	393	367	453	24,726	22,189	28,759	381	360	163,295	107,338	200,285	352	336	453	26,435	21,334	33,364	238	310	10,714	13,046
100-199	82	86	124	10,007	10,451	15,311	80	85	67,866	55,341	97,464	75	75	122	9,293	9,304	17,300	56	99	3,757	7,120
200 and over	16	18	33	3,982	4,845	8,089	16	18	30,299	30,984	60,985	16	16	33	3,025	4,997	8,256	13	28	1,392	3,473
Garland																					
Total	1,443	1,789	1,354	52,351	53,892	57,168	1,393	1,689	370,542	233,303	365,600	1,265	1,543	1,317	89,379	72,040	94,346	638	668	38,217	40,462
None							6	2	749	125	20	10	4	2	3,984	170	61	6	2	3,319	60
Under 25	570	934	1,032	9,226	14,400	25,247	529	849	69,966	53,786	156,216	442	742	1,001	18,971	22,128	47,633	179	464	6,838	18,842
25-49	602	645		19,725	20,711		591	634	133,840	79,619		554	600		29,116	27,326		283		9,960	
50-99	209	168	232	12,655	10,137	14,177	206	162	88,062	42,891	88,991	197	159	228	16,888	11,946	20,867	122	147	6,527	8,900
100-199	51	29	59	6,275	3,379	6,665	51	29	32,749	13,917	42,998	51	28	57	13,190	4,470	8,675	41	35	8,678	3,544
200 and over	11	13	31	4,470	5,265	11,079	10	13	45,176	42,965	77,375	11	10	29	7,230	6,000	17,110	7	20	2,895	9,116

Grant																				
Total	1,103	1,458	1,220	35,960	43,533	51,194	1,022	1,424	213,353	216,188	334,381	1,008	1,324	1,219	44,720	44,549	71,405	501	578	14,949	21,564
None							7		1,634		513	3	1	3	41	20	112	4	2	116	57
Under 25	469	713	906	7,275	11,197	21,944	404	684	46,508	48,744	133,403	399	608	903	12,177	14,264	28,772	175	366	3,654	7,899
25-49	463	581		15,025	18,892		445	579	82,994	91,270		442	562		17,137	18,719		208		4,709	
50-99	132	132	236	8,040	7,846	13,913	127	129	44,447	46,109	83,268	125	122	236	8,619	6,484	15,978	84	151	2,857	5,807
100-199	31	23	56	3,761	2,845	6,842	31	23	23,730	16,785	44,255	31	22	55	4,116	2,842	9,758	25	41	2,463	2,051
200 and over	8	9	22	1,859	2,753	8,495	8	9	14,040	13,280	72,942	8	9	22	2,630	2,220	16,785	5	18	1,150	5,750
Greene																					
Total	3,518	3,571	3,154	126,364	128,378	101,127	3,398	3,470	732,603	369,133	483,998	3,397	3,443	3,139	260,460	234,426	216,314	2,379	2,041	88,904	88,478
None							15	10	1,163	575	1,071	17	10	12	1,132	475	487	10	10	841	388
Under 25	1,120	1,190	2,613	18,322	19,182	62,224	1,020	1,107	135,581	64,423	296,950	1,009	1,091	2,587	57,549	49,049	155,382	604	1,589	18,342	60,631
25-49	1,672	1,530		56,854	51,282		1,647	1,504	344,152	145,218		1,656	1,500		124,025	97,180		1,217		43,707	
50-99	611	750	460	36,812	44,969	28,202	602	748	188,526	115,361	120,894	601	741	459	58,740	71,725	47,927	454	372	19,048	20,752
100-199	105	90	75	12,016	10,019	8,876	104	90	51,753	30,206	53,474	104	90	75	16,939	14,357	10,368	88	64	6,337	5,302
200 and over	10	11	6	2,360	2,926	1,825	10	11	11,428	13,350	11,609	10	11	6	2,075	1,640	2,150	6	6	629	1,405
Hempstead																					
Total	3,666	4,166	3,913	94,916	97,697	86,949	3,527	4,064	534,635	299,205	489,466	3,431	3,937	3,870	197,744	181,014	169,192	1,695	1,627	80,838	54,816
None							20	7	4,597	332	894	16	6	6	1,597	475	560	17	2	1,355	80
Under 25	2,044	2,574	3,655	28,872	36,153	69,153	1,920	2,494	171,327	101,425	381,407	1,852	2,458	3,607	69,987	71,504	140,623	749	1,443	22,796	41,609
25-49	1,258	1,274		39,880	40,081		1,228	1,250	218,204	124,591		1,209	1,174		76,179	76,158		687		29,735	
50-99	320	276	226	19,433	16,015	13,201	315	271	97,731	51,579	78,325	312	259	225	32,369	26,040	19,857	207	156	14,536	8,658
100-199	36	36	27	4,231	3,925	3,195	36	36	19,461	13,782	20,337	34	34	27	11,885	5,646	6,377	28	21	8,391	3,770
200-399	4	6	5	900	1,523	1,400	4	6	8,950	7,496	8,503	4	6	5	3,900	1,191	1,775	3	5	2,800	699
400 and over	4			1,600			4		14,365			4			1,827			4		1,225	
Hot Spring																					
Total	1,818	2,217	1,761	64,158	61,756	58,924	1,726	2,173	378,632	205,269	391,873	1,626	1,999	1,756	103,525	71,811	89,454	981	1,092	50,605	35,679
None							11	6	2,244	360	1,260	13	6	12	8,392	231	435	13	13	6,259	414
Under 25	675	1,157	1,432	10,484	17,155	34,758	600	1,118	62,907	52,342	238,955	518	983	1,416	28,898	24,361	58,561	254	835	17,226	22,980
25-49	773	803		25,427	25,305		752	794	147,703	78,372		732	757		32,919	27,438		452		12,800	
50-99	302	224	282	18,691	13,325	17,009	297	222	108,208	44,152	105,278	297	220	281	21,708	14,362	20,400	212	211	7,804	8,635
100-199	60	25	40	7,279	2,946	4,729	58	25	40,104	12,328	29,745	58	25	40	7,883	3,039	6,448	43	27	3,981	2,450
200 and over	8	8	7	2,277	3,025	2,430	8	8	17,466	17,715	16,635	8	8	7	3,725	2,380	3,610	7	6	2,535	1,200
Howard																					
Total	1,933	2,202	2,029	60,839	61,026	51,552	1,867	2,168	385,997	242,780	347,959	1,813	2,067	2,002	114,598	97,387	104,716	1,032	975	47,299	31,656
None							7		480		489	7	1	4	197	25	337	5	4	104	77
Under 25	832	1,101	1,829	12,372	16,551	38,847	776	1,070	73,466	62,070	265,462	748	1,004	1,798	35,916	31,691	82,521	317	829	14,146	23,468
25-49	795	861		25,725	27,351		782	858	159,377	104,251		760	829		45,615	43,744		501		15,347	
50-99	249	206	188	14,948	12,088	11,348	245	206	88,389	53,034	73,704	241	201	188	19,089	17,227	19,748	162	132	8,708	6,931
100-199	48	28	12	5,574	2,966	1,357	48	28	43,348	11,725	8,304	48	27	12	7,331	3,700	2,110	39	10	3,794	1,180
200 and over	9	6		2,220	2,070		9	6	20,937	11,700		9	5		6,450	1,000		8		5,200	
Independence																					
Total	3,170	3,112	2,835	100,117	106,036	95,531	3,054	3,026	614,773	447,255	617,433	2,917	2,956	2,832	192,180	168,133	155,469	1,756	1,759	85,615	63,356
None							24	1	3,495	30	1,625	26	4	12	7,982	97	443	25	16	7,743	373
Under 25	1,382	1,187	2,271	21,209	18,636	54,916	1,281	1,131	147,896	86,358	371,270	1,168	1,070	2,257	55,280	39,584	99,442	577	1,291	25,850	38,851
25-49	1,239	1,285		41,251	42,197		1,211	1,264	245,058	175,637		1,188	1,251		74,007	67,807		752		28,593	
50-99	462	539	490	27,517	32,564	30,128	452	529	153,321	129,435	178,717	450	531	489	41,769	45,085	41,107	337	393	19,170	16,810
100 and over	87	101	74	10,140	12,639	10,487	86	101	65,003	55,795	65,821	85	100	74	13,142	15,560	14,477	65	59	6,259	7,322
Izard																					
Total	2,422	2,285	2,136	76,133	69,673	70,266	2,288	2,165	528,414	266,703	424,052	2,164	2,034	2,138	99,251	85,078	97,428	1,302	1,342	37,389	40,897
None							9	6	1,877	321	2,535	14	10	10	656	406	887	13	9	516	353
Under 25	985	1,019	1,741	15,533	16,135	42,408	881	923	123,748	61,431	262,805	823	831	1,734	26,029	25,519	65,504	407	1,025	8,869	26,927
25-49	1,044	907		34,574	29,750		1,011	882	229,687	105,471		960	848		43,689	35,644		624		16,446	
50-99	354	316	343	21,001	18,927	21,271	348	313	137,308	78,839	117,155	330	306	342	23,031	19,431	24,916	228	265	8,837	10,557
100-199	36	42	46	4,405	4,661	5,117	36	40	30,977	20,491	31,432	34	38	46	5,446	3,578	4,937	30	43	2,721	3,060
200 and over	3	1	6	620	200	1,470	3	1	4,817	150	10,125	3	1	6	400	500	1,184				

COUNTY TABLE 1.—CHICKENS ON FARMS 1940, 1935, AND 1930; CHICKEN EGGS PRODUCED AND CHICKENS RAISED 1939, 1934, AND 1929; AND CHICKENS SOLD, 1939 AND 1929; CLASSIFIED BY NUMBER ON HAND—Continued

(Chickens on hand over 4 months old Apr. 1, 1940 and over 3 months old Jan. 1, 1935 and Apr. 1, 1930)

STATE OR COUNTY AND NUMBER OF CHICKENS ON HAND	CHICKENS ON HAND						CHICKEN EGGS PRODUCED					CHICKENS RAISED						CHICKENS SOLD			
	Farms reporting			Number			Farms reporting		Dozens			Farms reporting			Number			Farms reporting		Number	
	1940 (Apr. 1)	1935 (Jan. 1)	1930 (Apr. 1)	1940 (Apr. 1)	1935 (Jan. 1)	1930 (Apr. 1)	1939	1934	1939	1934	1929	1939	1934	1929	1939	1934	1929	1939	1929	1939	1929
ARKANSAS—Con.																					
Jackson																					
Total	2,661	3,127	3,137	91,220	99,783	87,947	2,613	3,062	478,541	376,184	524,586	2,517	2,993	3,126	185,046	161,484	182,620	1,283	1,196	48,144	50,563
None							13	10	1,266	410	1,523	15	12	15	1,220	340	580	13	3	572	120
Under 25	1,020	1,263	2,783	16,780	21,418	62,543	977	1,198	107,493	81,851	365,291	906	1,151	2,762	45,682	38,682	138,873	371	959	10,025	34,543
25-49	1,109	1,409		36,397	46,135		1,093	1,402	198,667	181,720		1,071	1,388		79,762	75,775		572		20,105	
50-99	454	383	304	26,810	22,330	17,990	452	380	116,926	84,333	108,095	448	371	301	41,606	33,100	32,782	277	196	12,211	11,510
100-199	64	59	40	7,308	6,310	4,915	64	59	32,624	17,730	30,563	64	58	39	11,436	8,365	7,700	39	33	3,366	3,380
200 and over	14	13	10	3,925	3,590	2,499	14	13	21,565	10,140	19,114	13	13	9	5,340	5,222	2,685	11	5	1,865	1,010
Jefferson																					
Total	5,455	6,195	5,541	112,001	127,353	104,121	5,306	5,796	538,450	281,275	561,698	5,076	5,441	5,507	249,798	202,881	201,746	659	669	39,623	25,430
None							14	3	689	33	1,815	15	7	33	535	163	932	6	7	177	300
Under 25	3,965	4,439	5,243	48,550	57,376	77,563	3,833	4,076	239,736	112,290	385,702	3,635	3,761	5,177	133,374	94,114	161,824	287	544	11,443	14,769
25-49	1,165	1,409		36,713	43,557		1,140	1,376	161,303	94,329		1,113	1,337		70,294	69,853		245		12,203	
50-99	247	293	235	14,389	17,130	14,115	242	288	63,633	37,468	78,126	236	286	234	28,025	26,599	23,773	88	87	8,490	6,116
100-199	61	44	44	7,203	5,018	5,413	60	43	34,522	14,561	32,049	60	41	44	9,117	6,702	7,902	24	15	2,504	1,381
200-399	13	6	12	3,046	1,462	2,705	13	6	15,320	6,044	18,892	13	5	12	4,083	1,400	4,165	6	9	1,956	1,260
400 and over	4	4	7	2,100	2,810	4,325	4	4	23,247	16,550	45,114	4	4	7	4,370	4,050	3,150	3	7	2,850	1,604
Johnson																					
Total	2,173	2,438	2,170	78,157	71,718	77,831	2,053	2,342	510,360	315,097	518,072	1,988	2,226	2,162	110,930	96,883	127,554	1,008	1,244	35,975	45,007
None							20	15	3,213	901	2,243	24	16	22	2,358	576	935	19	18	1,942	613
Under 25	798	1,187	1,573	12,527	18,167	36,953	719	1,103	84,857	75,483	267,178	667	1,016	1,543	24,540	29,543	74,865	296	842	6,786	25,095
25-49	864	922		28,725	29,833		813	904	179,624	120,469		812	871		40,754	40,360		408		11,903	
50-99	421	277	522	25,802	16,082	30,697	412	270	160,471	74,266	183,859	405	273	522	32,793	18,568	38,731	232	321	11,046	12,722
100-199	83	43	65	9,583	5,106	7,486	82	41	70,893	29,998	46,947	74	41	65	8,945	5,436	8,748	48	54	3,573	3,977
200 and over	7	9	10	1,520	2,530	2,695	7	9	11,302	13,980	17,845	6	9	10	1,540	2,400	4,275	5	9	725	2,600
Lafayette																					
Total	1,858	2,468	1,530	50,942	59,769	39,039	1,740	2,348	270,244	164,171	255,599	1,720	2,224	1,512	94,266	84,389	72,348	374	434	13,108	16,104
None							2	1	100	54	505	3	1	5	141	75	384	2	3	104	130
Under 25	922	1,442	1,383	13,454	19,435	28,855	828	1,342	66,519	45,506	191,060	804	1,227	1,361	27,579	28,975	56,050	111	356	3,480	11,709
25-49	704	825		22,327	26,150		684	808	121,623	72,709		682	802		40,913	36,422		179		5,127	
50-99	210	175	129	12,341	10,259	7,520	204	171	66,429	34,247	47,239	209	169	128	20,983	12,902	12,318	70	67	3,428	3,501
100 and over	22	26	18	2,820	3,925	2,664	22	26	15,573	11,655	16,795	22	25	18	4,650	6,015	3,596	12	8	969	764
Lawrence																					
Total	2,604	2,617	2,564	104,446	99,491	95,604	2,493	2,541	656,978	451,100	552,882	2,412	2,517	2,567	174,270	163,953	166,542	1,621	1,400	63,005	58,675
None							19	5	3,367	353	2,209	16	6	21	1,065	179	989	15	14	1,003	637
Under 25	848	914	1,953	14,027	14,947	47,407	773	864	93,460	68,417	257,289	723	837	1,936	34,177	36,571	99,400	408	959	10,848	32,441
25-49	1,072	1,043		36,206	35,153		1,035	1,021	212,946	147,823		1,015	1,024		67,518	61,813		690		22,316	
50-99	525	544	495	32,362	33,481	30,993	508	536	189,101	149,394	179,793	501	534	494	45,775	45,681	44,071	380	346	17,157	16,091
100-199	135	101	97	16,040	11,625	11,474	134	100	108,889	56,955	73,370	133	101	97	18,900	15,384	13,062	107	66	8,877	5,126
200 and over	24	15	19	5,811	4,285	5,730	24	15	49,215	28,158	40,221	24	15	19	6,835	4,325	9,020	21	15	2,804	4,380

Lee																					
Total	3,572	4,350	3,959	88,859	111,089	88,483	3,407	4,170	505,238	286,637	452,050	3,320	3,874	3,912	194,268	170,612	184,138	687	989	26,113	36,950
None							9	2	695	36	20	12	1	2	475	20	29	3	5	155	300
Under 25	2,104	2,584	3,656	28,501	36,740	65,732	1,965	2,445	161,785	85,460	319,988	1,881	2,224	3,608	72,599	62,706	145,910	236	818	5,648	24,137
25-49	1,127	1,314		36,252	41,868		1,097	1,282	208,214	104,604		1,093	1,224		77,749	61,610		314		10,545	
50-99	297	381	239	17,776	22,836	14,028	292	371	96,562	60,973	74,235	293	357	238	34,605	31,447	24,747	118	125	7,287	6,529
100-199	34	58	57	3,730	6,545	6,323	34	57	21,637	24,764	37,942	32	55	57	6,245	8,918	9,890	13	37	2,158	3,965
200 and over	10	13	7	2,600	3,100	2,400	10	13	16,345	10,800	19,865	9	13	7	2,595	5,911	3,562	3	4	320	2,019
Lincoln																					
Total	3,171	3,701	3,489	70,284	79,392	72,508	2,987	3,658	406,309	214,671	406,462	2,945	3,544	3,441	113,651	133,078	126,855	526	618	16,452	22,314
None							10		1,350		140	24		3	758		156	8	2	277	90
Under 25	2,032	2,501	3,235	25,643	34,355	54,801	1,875	2,464	147,461	78,149	296,368	1,821	2,359	3,184	50,560	66,922	101,460	160	471	3,875	14,242
25-49	904	968		29,073	29,910		874	964	172,234	89,869		868	956		43,737	46,765		257		7,140	
50-99	205	200	226	11,853	11,455	13,302	198	199	64,163	35,806	79,089	202	199	226	15,316	15,234	19,424	85	125	4,209	5,894
100 and over	30	32	28	3,715	3,672	4,405	30	31	21,101	10,847	30,865	30	30	28	3,280	4,157	5,815	16	20	953	2,088
Little River																					
Total	1,724	2,206	1,869	49,385	47,581	44,157	1,657	2,022	241,717	118,666	201,509	1,568	1,900	1,820	78,382	68,718	81,050	300	446	12,955	15,855
None							4	4	252	63	162	7	4	2	186	52	58	1	1	14	52
Under 25	945	1,470	1,694	14,121	19,826	31,483	899	1,314	66,966	45,169	137,108	829	1,263	1,645	26,047	32,245	63,116	93	351	2,793	10,730
25-49	523	603		16,436	18,762		505	576	80,557	45,914		487	533		25,655	28,329		124		3,788	
50-99	211	118	154	12,147	6,848	9,386	204	114	48,425	17,720	44,754	200	89	152	16,319	6,617	13,338	61	80	2,566	3,421
100-199	36	11	17	4,061	1,270	1,988	36	10	19,382	5,585	9,385	36	9	17	4,725	1,025	2,488	15	11	869	870
200-399	6	4	3	1,270	875	650	6	4	15,335	4,215	8,100	6	2	3	2,400	450	1,650	3	2	1,125	652
400 and over	3		1	1,350		450	3		10,800		2,000	3		1	3,050		400	3	1	1,800	130
Logan																					
Total	2,539	3,025	2,842	108,573	121,769	129,177	2,450	2,898	741,298	696,729	880,170	2,218	2,756	2,828	168,877	157,530	204,828	1,320	1,701	76,886	78,757
None							37	2	16,105	37	3,704	39	2	10	6,140	160	888	41	11	6,301	781
Under 25	821	1,069	1,913	12,929	17,131	48,520	742	990	88,818	88,808	325,947	639	966	1,893	27,184	27,615	92,363	333	1,015	12,482	33,108
25-49	971	1,198		32,833	39,569		934	1,161	210,611	210,984		851	1,112		59,055	55,015		500		27,685	
50-99	558	555	689	34,897	33,930	43,237	548	546	222,459	185,826	265,437	513	491	686	45,561	40,469	60,604	325	478	16,950	21,480
100-199	151	167	200	17,891	20,352	24,937	151	164	130,091	136,285	176,582	138	153	199	17,807	21,621	31,038	93	163	6,313	11,817
200-399	34	30	33	7,623	7,057	8,723	34	29	49,534	50,145	61,357	34	26	33	9,330	8,856	13,305	24	28	5,005	7,721
400 and over	4	6	7	2,600	3,530	3,760	4	6	23,680	24,644	47,143	4	6	7	3,800	3,794	6,630	4	6	2,150	3,850
Lonoke																					
Total	3,817	5,189	4,688	116,368	153,568	120,188	3,624	4,972	579,641	542,280	786,616	3,513	4,539	4,670	202,467	209,720	231,219	981	1,434	37,939	60,540
None							9	5	716	362	4,583	16	4	34	471	95	1,685	8	24	189	875
Under 25	1,898	2,533	4,119	26,958	37,451	78,622	1,746	2,338	126,164	110,491	532,825	1,655	2,005	4,069	61,044	55,342	167,307	311	1,073	10,842	38,581
25-49	1,305	1,906		42,139	60,883		1,264	1,888	204,482	200,869		1,251	1,812		74,716	84,728		406		13,416	
50-99	492	614	478	29,397	36,361	28,842	486	606	147,714	126,003	173,068	474	589	476	46,190	49,139	45,332	204	277	9,834	14,823
100-199	102	115	74	11,887	13,478	8,749	99	114	64,890	54,455	51,185	97	110	74	12,915	14,866	10,445	43	48	2,705	3,532
200-399	17	19	17	3,937	4,495	3,975	17	19	20,875	34,980	24,955	17	17	17	3,631	4,050	6,450	9	12	955	2,729
400 and over	3	2		2,050	900		3	2	14,800	15,120		3	2		3,500	1,500					
Madison																					
Total	2,620	2,458	2,279	113,651	96,582	100,728	2,503	2,326	766,543	556,274	718,238	2,401	2,170	2,287	237,800	136,766	161,155	1,839	1,630	142,724	79,112
None							29	25	7,082	3,814	4,521	31	27	23	6,019	1,560	1,747	35	22	5,398	1,385
Under 25	828	926	1,459	13,062	14,342	36,251	741	808	85,325	76,320	258,070	692	706	1,447	51,581	27,331	75,930	459	920	34,980	36,694
25-49	935	833		31,717	28,098		888	807	211,419	153,760		855	765		70,586	42,063		654		40,681	
50-99	661	551	629	42,010	34,712	39,627	652	539	286,570	200,135	282,355	637	529	626	74,400	45,401	55,465	533	521	42,604	27,318
100-199	170	133	174	20,137	15,465	20,816	168	132	137,112	94,131	148,542	163	129	174	24,709	17,011	24,177	138	150	12,076	11,223
200 and over	26	15	17	6,725	3,965	4,034	25	15	39,035	28,114	24,750	23	14	17	10,505	3,400	3,836	20	17	6,985	2,492
Marion																					
Total	1,448	1,637	1,362	51,231	55,103	53,240	1,347	1,569	303,425	139,070	400,493	1,286	1,498	1,355	80,225	62,613	98,859	881	1,027	35,952	46,590
None							8	7	945	390	4,390	7	6	11	255	345	1,013	7	11	152	488
Under 25	533	661	964	8,391	10,299	24,124	463	621	52,974	23,766	197,447	436	554	948	18,036	14,873	53,735	242	668	6,436	25,380
25-49	566	624		18,837	20,481		535	603	110,212	49,230		515	595		34,557	23,327		367		16,978	

COUNTY TABLE 1.—CHICKENS ON FARMS 1940, 1935, AND 1930; CHICKEN EGGS PRODUCED AND CHICKENS RAISED 1939, 1934, AND 1929; AND CHICKENS SOLD, 1939 AND 1929; CLASSIFIED BY NUMBER ON HAND—Continued

(Chickens on hand over 4 months old Apr. 1, 1940 and over 3 months old Jan. 1, 1935 and Apr. 1, 1930)

STATE OR COUNTY AND NUMBER OF CHICKENS ON HAND	CHICKENS ON HAND						CHICKEN EGGS PRODUCED					CHICKENS RAISED						CHICKENS SOLD			
	Farms reporting			Number			Farms reporting		Dozens			Farms reporting			Number			Farms reporting		Number	
	1940 (Apr. 1)	1935 (Jan. 1)	1930 (Apr. 1)	1940 (Apr. 1)	1935 (Jan. 1)	1930 (Apr. 1)	1939	1934	1939	1934	1929	1939	1934	1929	1939	1934	1929	1939	1929	1939	1929
ARKANSAS—Con.																					
Marion—Con.																					
50-99	311	300	332	19,272	18,212	20,826	304	291	114,044	47,197	135,396	292	294	330	22,652	18,737	31,826	230	288	8,799	15,740
100-199	35	51	60	4,081	5,886	6,900	34	47	21,980	18,487	52,500	33	49	60	4,280	5,331	11,090	32	54	3,127	4,312
200 and over	3	1	6	650	225	1,390	3	-----	3,270	----------	10,760	3	-----	6	445	--------	1,195	3	6	460	670
Miller																					
Total	2,364	3,067	2,503	68,850	73,249	70,298	2,257	2,869	377,493	244,067	358,319	2,147	2,608	2,448	119,320	96,499	124,511	734	586	29,624	24,790
None	-----	-----	-----	--------	--------	--------	19	2	2,042	18	----------	16	3	2	570	53	95	13	2	447	95
Under 25	1,229	1,866	2,195	17,158	25,720	47,440	1,121	1,707	90,113	68,792	229,986	1,028	1,476	2,139	37,876	34,624	90,541	281	448	8,286	14,316
25-49	832	936		26,845	29,233		817	906	141,724	103,314		806	877		47,530	40,392		306		11,641	
50-99	257	232	268	15,297	13,456	15,934	254	221	71,765	48,340	80,924	252	219	267	20,908	16,416	24,815	110	109	4,766	6,017
100-199	38	28	31	4,225	3,190	3,774	38	28	23,844	11,545	23,041	37	28	31	5,411	3,324	5,410	18	20	1,193	2,037
200-399	4	3	6	1,025	650	1,500	4	3	6,275	3,200	9,908	4	3	6	1,225	390	1,150	3	5	350	775
400-799	-----	2	(1)	--------	1,000	(1)	-----	2	--------	8,858	(1)	-----	2	(1)	--------	1,300	(1)	-----	(1)	--------	(1)
800 and over	4	-----	(1)	4,300	--------	(1)	4	-----	41,730	----------	(1)	4	-----	(1)	5,800	--------	(1)	3	(1)	2,941	(1)
400-699	-----	2	2	--------	1,000	850	-----	2	--------	8,858	5,260	-----	2	2	--------	1,300	1,300	-----	1	--------	750
700-999	1	-----	1	800	--------	800	1	-----	12,045	----------	9,200	1	-----	1	1,100	--------	1,200	3	1	2,941	800
1000 and over	3	-----	-----	3,500	--------	--------	3	-----	29,685	----------	----------	3	-----	-----	4,700	--------	--------				
Mississippi																					
Total	6,631	8,371	6,481	218,379	266,876	159,937	6,309	8,092	1,050,725	981,048	888,878	6,070	7,876	6,384	457,715	485,367	333,271	1,742	1,374	76,892	60,538
None	-----	-----	-----	--------	--------	--------	40	15	2,926	1,460	1,719	50	19	22	2,189	1,147	1,028	22	10	879	381
Under 25	3,090	3,822	5,819	44,425	57,201	113,149	2,842	3,591	235,423	191,747	639,663	2,660	3,513	5,705	111,765	114,724	251,695	522	1,102	14,649	41,916
25-49	2,426	3,091		79,297	99,884		2,345	3,050	389,834	389,452		2,308	2,965		179,438	189,206		717		26,512	
50-99	869	1,185	562	52,355	71,119	38,289	842	1,166	235,751	270,355	166,454	821	1,119	558	100,606	123,240	61,078	361	218	19,799	13,397
100-199	183	234	84	21,082	26,197	9,809	177	232	80,587	88,978	57,400	170	225	84	29,792	38,251	14,445	88	37	7,698	3,819
200-399	50	33	16	12,025	7,525	3,690	50	32	59,304	23,996	23,642	49	29	15	19,740	11,263	5,025	24	7	2,735	1,025
400-799	8	4	(1)	3,845	2,150	(1)	8	4	21,700	6,060	(1)	7	4	(1)	5,745	1,536	(1)	4	(1)	720	(1)
800 and over	5	2	(1)	5,350	2,800	(1)	5	2	25,200	9,000	(1)	5	2	(1)	8,440	6,000	(1)	4	(1)	3,900	(1)
400-699	8	3	-----	3,845	1,450	--------	8	3	21,700	5,330	----------	7	3	-----	5,745	1,436	--------	4	-----	720	--------
700-999	2	2	-----	1,650	1,500	--------	2	2	5,800	4,730	----------	2	2	-----	2,540	2,100	--------	1	-----	1,000	--------
1000 and over	3	1	-----	3,700	2,000	--------	3	1	19,400	5,000	--------	3	1	-----	5,900	4,000	--------	3	-----	2,900	--------
Monroe																					
Total	2,359	2,714	2,433	68,080	68,093	59,719	2,238	2,663	362,002	215,329	289,780	2,188	2,558	2,419	130,197	119,576	102,984	471	395	18,858	18,005
None	-----	-----	-----	--------	--------	--------	1	8	100	850	465	1	8	10	300	367	213	1	9	35	254
Under 25	1,201	1,599	2,218	16,473	22,641	41,958	1,105	1,549	81,787	69,362	195,714	1,051	1,457	2,194	41,138	46,617	77,492	116	288	3,932	9,239
25-49	807	863		26,156	27,117		785	854	137,046	85,512		789	844		51,368	45,955		209		6,550	
50-99	303	213	183	18,104	12,342	11,063	299	213	100,520	38,311	51,105	300	210	183	29,346	19,418	17,541	118	78	5,810	4,207
100-199	37	31	24	4,351	3,618	2,848	37	31	22,814	12,215	17,811	36	31	24	4,600	5,090	4,748	20	15	1,540	2,385
200 and over	11	8	8	2,996	2,375	3,850	11	8	19,735	9,079	24,685	11	8	8	3,445	2,129	2,990	7	5	991	1,920
Montgomery																					
Total	1,267	1,527	1,380	49,421	44,135	49,844	1,205	1,442	292,466	182,545	334,981	1,177	1,431	1,362	63,921	73,748	83,048	882	902	29,889	36,589
None	-----	-----	-----	--------	--------	--------	7	9	1,572	667	427	7	11	4	480	443	255	8	6	551	327
Under 25	349	713	1,076	5,728	11,235	27,814	314	650	42,646	50,029	191,353	295	640	1,056	11,526	23,688	54,031	193	664	5,828	23,499
25-49	552	617		18,519	19,818		531	588	114,966	80,197		524	586		23,049	33,231		392		10,588	

50-99	321	179	264	19,237	10,821	16,013	308	177	98,224	44,615	102,390	306	176	262	22,461	14,224	21,141	253	201	10,711	9,655
100-199	42	16	36	5,112	1,796	4,242	42	16	30,158	5,697	21,631	42	16	36	5,105	1,612	4,721	36	31	2,211	3,108
200 and over	3	2	4	825	465	1,775	3	2	4,900	1,340	19,180	3	2	4	1,300	550	2,900				
Nevada																					
Total	2,289	2,973	2,667	68,608	69,631	67,438	2,152	2,884	360,733	206,351	405,358	2,104	2,798	2,641	109,594	113,391	120,395	1,030	1,210	32,033	40,923
None	------	------	-----	-------	-------	-------	4	2	561	130	135	2	5	4	63	2,095	62	1	3	30	51
Under 25	1,054	1,764	2,432	15,621	24,773	51,073	953	1,699	81,186	71,814	298,799	909	1,623	2,403	30,813	44,880	94,642	344	1,055	7,151	29,632
25-49	945	1,013		30,406	32,011		912	990	156,226	91,248		909	979		49,891	48,874		504		14,859	
50-99	237	172	209	13,824	9,994	12,235	231	169	66,388	30,315	72,308	232	167	208	20,442	13,509	17,359	145	131	7,036	5,889
100-199	36	21	19	4,371	2,228	2,155	35	21	23,214	8,148	15,363	35	21	19	3,925	2,833	2,732	23	14	1,505	1,109
200-399	14	3	6	3,186	625	1,575	14	3	22,121	4,696	14,190	14	3	6	3,410	1,200	5,100	13	7	1,452	4,242
400 and over	3	------	1	1,200	-------	400	3	-----	11,037	---------	4,563	3	-----	1	1,050	-------	500				
Newton																					
Total	1,803	1,943	1,698	52,045	53,692	47,979	1,727	1,826	313,797	228,864	305,089	1,606	1,695	1,685	83,666	65,506	82,205	1,233	1,138	39,866	41,411
None	------	------	-----	-------	-------	-------	13	15	897	777	1,639	15	9	20	463	492	620	17	19	444	602
Under 25	907	1,000	1,433	13,162	14,756	30,040	829	900	80,601	67,889	193,193	736	818	1,401	26,144	20,857	58,529	510	889	13,455	28,861
25-49	633	700		20,581	22,494		625	672	119,824	93,862		599	632		30,921	26,691		471		14,477	
50-99	219	202	233	13,591	11,796	14,123	216	198	82,631	46,836	85,535	212	195	233	19,443	12,916	18,176	193	200	6,826	9,403
100 and over	44	41	32	4,711	4,646	3,816	44	41	30,344	19,500	24,722	44	41	31	6,695	4,550	4,880	42	30	2,664	2,545
Ouachita																					
Total	1,810	2,324	2,033	46,111	53,136	56,362	1,739	2,192	272,090	195,678	289,313	1,681	1,984	2,030	89,043	77,019	103,368	664	821	21,851	30,269
None	------	------	-----	-------	-------	-------	7	4	410	405	270	10	3	7	468	136	355	5	5	97	206
Under 25	1,016	1,498	1,773	14,368	20,149	35,809	955	1,375	88,326	61,189	178,512	901	1,197	1,766	33,336	32,510	71,208	297	648	6,370	18,355
25-49	622	656		19,772	20,250		610	646	112,720	73,170		604	619		35,194	29,301		269		7,680	
50-99	152	154	216	8,696	9,087	13,060	147	151	47,650	33,766	66,972	147	149	214	13,950	11,824	20,046	81	142	3,705	6,554
100-199	14	12	33	1,575	1,250	3,611	14	12	7,860	5,150	18,882	13	12	32	1,805	1,130	3,677	7	18	214	1,228
200 and over	6	4	11	1,700	2,450	3,882	6	4	15,124	21,998	24,677	6	4	11	4,290	2,118	8,082	5	8	3,785	3,926
Perry																					
Total	954	1,143	1,034	26,673	27,913	27,478	918	1,094	149,752	98,632	167,849	868	1,015	1,033	43,136	39,112	50,115	413	418	13,688	12,827
None	------	------	-----	-------	-------	-------	6	4	709	330	440	4	6	4	122	317	230	3	3	50	82
Under 25	446	652	928	6,967	10,196	20,652	418	604	42,622	34,974	126,711	386	539	924	15,821	16,037	39,804	182	354	5,718	9,581
25-49	404	407		13,174	12,727		391	403	73,032	45,554		379	387		19,580	17,447		173		5,282	
50-99	101	80	98	6,044	4,590	5,807	100	79	29,781	16,599	34,233	96	79	97	7,013	4,786	8,395	55	61	2,638	3,164
100 and over	3	4	8	488	400	1,019	3	4	3,608	1,175	6,465	3	4	8	600	525	1,686				
Phillips																					
Total	4,979	5,145	3,649	111,178	125,804	76,086	4,485	5,004	642,546	319,445	359,115	4,288	4,889	3,598	213,699	199,594	143,685	589	365	26,549	16,443
None	------	------	-----	-------	-------	-------	31	7	3,551	217	2,204	34	7	6	1,076	467	275	5	1	207	136
Under 25	3,261	3,165	3,392	40,876	44,749	56,707	2,808	3,058	226,525	104,883	228,262	2,632	2,969	3,338	82,426	72,822	111,937	237	279	5,599	9,716
25-49	1,280	1,511		40,434	47,718		1,227	1,486	234,440	114,979		1,205	1,463		75,347	81,081		210		7,427	
50-99	396	392	207	23,559	23,471	12,041	377	381	136,547	67,839	79,725	375	381	205	41,291	34,246	21,940	118	67	6,387	3,968
100-199	35	70	42	4,184	8,016	4,978	35	66	24,757	24,763	31,670	35	63	41	6,309	9,025	5,771	13	13	1,118	848
200-399	4	7	7	925	1,850	1,860	4	6	7,880	6,764	12,754	4	6	7	950	1,955	2,762	3	4	111	1,275
400 and over	3	------	1	1,200	-------	500	3	-----	8,846	---------	4,500	3	-----	1	6,300	-------	1,000	3	1	5,700	500
Pike																					
Total	1,325	1,651	1,420	48,140	47,518	44,546	1,271	1,616	323,847	228,911	308,574	1,201	1,537	1,423	81,804	66,504	63,982	804	744	44,289	19,452
None	------	------	-----	-------	-------	-------	1	5	500	1,180	275	3	3	6	2,119	245	163	3	6	2,100	126
Under 25	451	744	1,189	7,270	11,718	28,946	418	708	54,207	60,000	204,787	365	660	1,186	18,485	20,083	46,352	189	583	10,620	13,637
25-49	560	711		18,742	22,734		539	709	123,291	110,589		526	683		30,254	31,297		364		14,517	
50-99	267	177	203	16,277	10,132	12,055	267	175	104,799	44,669	78,459	261	172	203	20,590	10,739	13,705	211	133	10,860	4,302
100 and over	47	19	28	5,851	2,934	3,545	46	19	41,050	12,473	25,053	46	19	28	10,356	4,140	3,762	37	22	6,192	1,387

[1] Comparison with later censuses may be found in groups below beginning with 400-699.

COUNTY TABLE 1.—CHICKENS ON FARMS 1940, 1935, AND 1930; CHICKEN EGGS PRODUCED AND CHICKENS RAISED 1939, 1934, AND 1929; AND CHICKENS SOLD, 1939 AND 1929; CLASSIFIED BY NUMBER ON HAND—Continued

(Chickens on hand over 4 months old Apr. 1, 1940 and over 3 months old Jan. 1, 1935 and Apr. 1, 1930)

STATE OR COUNTY AND NUMBER OF CHICKENS ON HAND	CHICKENS ON HAND						CHICKEN EGGS PRODUCED					CHICKENS RAISED						CHICKENS SOLD			
	Farms reporting			Number			Farms reporting		Dozens			Farms reporting			Number			Farms reporting		Number	
	1940 (Apr. 1)	1935 (Jan. 1)	1930 (Apr. 1)	1940 (Apr. 1)	1935 (Jan. 1)	1930 (Apr. 1)	1939	1934	1939	1934	1929	1939	1934	1929	1939	1934	1929	1939	1929	1939	1929
ARKANSAS—Con.																					
Poinsett																					
Total	3,839	3,458	2,900	121,176	119,183	83,009	3,637	3,195	820,129	545,675	478,380	3,515	3,161	2,896	246,162	163,645	153,651	1,245	989	54,235	46,941
None	------	------	-----	--------	--------	--------	21	2	3,140	120	1,850	21	4	30	4,230	195	1,114	14	18	3,508	710
Under 25	1,774	1,364	2,448	25,626	20,964	50,223	1,592	1,168	173,841	89,840	295,819	1,502	1,150	2,414	64,434	32,381	102,690	359	672	11,055	29,007
25-49	1,427	1,324		47,152	43,497		1,395	1,271	334,906	188,292		1,369	1,249		97,343	61,934		557		20,363	
50-99	533	647	382	32,317	39,945	23,181	525	633	217,999	189,002	124,748	523	636	382	55,914	51,573	38,756	253	250	13,329	13,602
100-199	88	117	58	9,906	13,452	6,608	87	115	55,843	72,206	37,315	84	116	58	13,966	16,392	7,525	53	41	4,065	2,162
200 and over	17	6	12	6,175	1,325	2,997	17	6	34,400	6,215	18,548	16	6	12	10,275	1,170	3,566	9	8	1,915	1,460
Polk																					
Total	1,779	2,121	1,668	72,922	65,692	60,938	1,639	1,920	469,086	311,101	414,454	1,585	1,808	1,656	139,484	90,275	107,333	737	953	68,971	47,892
None	------	------	-----	--------	--------	--------	15	14	2,740	1,803	2,826	23	18	12	7,904	578	741	16	11	6,052	661
Under 25	628	1,002	1,281	9,802	14,763	31,389	543	837	70,736	72,894	211,132	509	768	1,259	28,260	27,479	64,860	187	663	13,540	28,593
25-49	679	803		22,612	26,215		634	760	139,312	112,215		612	729		32,584	36,639		288		9,485	
50-99	349	249	311	21,737	15,290	19,434	329	244	127,714	66,221	127,262	323	231	310	32,470	16,619	29,225	170	216	13,587	11,475
100-199	100	56	67	12,029	6,485	8,115	96	54	67,800	36,904	56,814	97	52	66	12,678	6,510	11,162	58	57	4,987	6,590
200-399	18	10	9	4,192	2,539	2,000	17	10	30,756	20,254	16,420	16	9	9	22,438	2,025	1,345	13	6	18,790	573
400 and over	5	1	-----	2,550	400	--------	5	1	30,028	810	---------	5	1	-----	3,150	425	--------	5	-----	2,530	--------
Pope																					
Total	2,483	3,076	2,946	87,440	94,166	82,460	2,376	2,955	515,702	405,720	527,548	2,244	2,834	2,958	113,494	115,249	141,372	1,038	1,678	33,764	48,313
None	------	------	-----	--------	--------	--------	12	17	1,440	1,295	4,470	11	17	23	390	460	1,186	7	23	249	745
Under 25	960	1,435	2,586	15,281	22,376	57,570	881	1,347	88,410	89,027	378,008	800	1,265	2,575	25,039	35,922	108,052	311	1,369	6,857	35,086
25-49	1,010	1,181		33,038	37,962		977	1,145	186,001	162,506		939	1,118		42,748	45,684		427		12,507	
50-99	417	380	313	25,512	22,531	18,667	411	368	152,100	95,470	103,381	398	360	313	28,995	24,083	25,734	228	244	8,666	9,880
100-199	83	68	40	9,879	6,237	4,813	82	68	62,277	43,552	33,048	83	64	40	12,310	7,295	5,010	57	36	4,549	2,131
200 and over	13	12	7	3,730	3,060	1,410	13	10	25,474	13,870	8,541	13	10	7	4,012	1,805	1,390	8	6	936	471
Prairie																					
Total	1,876	1,953	1,852	80,599	76,698	75,065	1,838	1,867	485,881	308,970	482,585	1,774	1,807	1,843	137,079	109,348	126,619	642	776	30,649	40,392
None	------	------	-----	--------	--------	--------	22	4	3,840	141	1,225	21	3	4	1,591	220	254	8	1	661	35
Under 25	578	724	1,344	8,751	11,709	30,177	539	679	51,259	40,614	203,680	509	657	1,332	20,349	17,945	61,324	136	456	4,321	18,596
25-49	732	716		24,313	23,753		716	689	150,046	85,220		693	667		43,805	35,747		235		9,400	
50-99	401	374	348	24,111	22,703	21,777	397	358	143,836	97,346	132,245	388	348	347	39,038	31,976	33,528	174	208	9,883	10,777
100-199	134	120	136	15,702	14,363	16,776	134	118	85,322	63,295	109,730	132	113	136	23,876	19,100	25,503	70	94	4,275	8,519
200 and over	31	19	24	7,722	4,170	6,335	30	19	51,578	22,354	35,705	31	19	24	8,420	4,360	6,010	19	17	2,109	2,465
Pulaski																					
Total	3,725	3,732	3,070	111,257	115,477	98,616	3,466	3,442	694,912	484,277	627,940	3,327	3,381	3,023	220,774	187,000	174,576	721	825	58,089	56,184
None	------	------	-----	--------	--------	--------	22	5	4,954	165	6,711	33	1	19	5,523	80	1,294	14	8	4,966	637
Under 25	1,885	1,989	2,626	27,333	28,379	49,206	1,693	1,753	164,899	90,804	282,549	1,569	1,828	2,563	60,793	44,135	94,380	238	583	10,539	21,013
25-49	1,302	1,184		41,385	37,747		1,232	1,143	247,753	133,922		1,207	1,082		79,949	57,803		264		12,568	
50-99	406	427	319	23,770	24,945	19,141	391	416	151,351	108,841	109,767	391	360	316	42,996	34,744	29,428	136	155	13,375	9,375
100-199	112	95	76	13,057	11,183	9,157	108	90	84,193	46,655	59,337	107	81	76	21,898	14,888	14,348	54	44	10,646	5,381
200-399	16	28	32	3,655	6,973	8,045	16	26	29,198	40,040	59,818	16	22	32	6,135	17,500	14,233	11	23	3,125	7,767
400 and over	4	9	17	2,057	6,250	13,067	4	9	12,564	63,850	109,758	4	7	17	3,480	17,850	20,893	4	12	2,870	12,011

Randolph																				
Total	2,319	2,575	2,460	101,890	100,513	103,506	2,269	2,516	719,166	523,687	777,805	2,150	2,455	2,459	164,454	167,561	164,246	1,555	1,523	68,089	69,165
None							15	7	2,868	276	4,955	10	9	19	488	871	1,878	14	15	496	1,522
Under 25	708	933	1,739	11,394	15,094	43,493	664	880	86,902	83,541	329,472	590	842	1,723	27,379	36,429	81,350	370	921	11,002	29,443
25-49	918	994		32,035	34,870		902	983	218,125	166,357		869	965		56,887	61,082		617		20,336	
50-99	522	529	555	33,221	32,615	35,527	519	527	220,533	168,543	248,285	513	524	553	49,237	49,925	50,795	408	445	20,527	21,465
100-199	144	102	139	17,133	12,051	16,876	142	102	125,378	59,662	121,033	141	99	138	19,657	13,604	20,823	120	115	9,796	8,900
200-399	22	11	23	5,182	2,473	5,810	22	11	39,610	18,883	43,082	22	10	23	5,956	2,050	8,100	21	23	3,196	4,145
400 and over	5	6	4	2,925	3,410	1,800	5	6	25,750	26,425	30,978	5	6	3	4,850	3,600	1,300	5	4	2,736	3,690
St. Francis																					
Total	4,679	5,326	4,472	113,582	132,035	92,491	4,431	5,042	555,448	369,624	444,761	4,302	4,589	4,431	198,251	193,374	168,501	626	625	22,350	23,846
None							13	7	935	594	711	14	9	19	502	256	834	5	3	145	100
Under 25	2,926	3,273	4,137	37,174	45,159	66,960	2,701	3,012	179,393	114,902	310,932	2,589	2,676	4,081	74,077	75,485	132,413	214	505	4,053	15,974
25-49	1,289	1,587		41,201	50,320		1,263	1,563	203,288	143,017		1,251	1,466		71,500	78,890		257		8,545	
50-99	398	392	267	23,817	23,651	16,554	389	387	109,963	70,806	80,979	384	370	264	35,185	30,198	24,858	120	92	6,913	4,989
100-199	53	58	58	6,481	6,490	6,627	52	57	30,314	17,490	37,417	51	55	57	9,325	4,988	7,596	30	25	2,694	2,783
200-399	9	14	9	2,121	3,315	1,950	9	14	12,255	11,415	10,922	9	12	9	4,974	2,357	2,300				
400 and over	4	2	1	2,7[illegible]	3,100	400	4	2	19,300	11,400	3,800	4	1	1	2,688	1,200	500	----	----	----	----
Saline																					
Total	1,828	1,865	1,397	75,749	66,311	57,057	1,770	1,726	568,389	364,444	413,426	1,611	1,523	1,316	112,304	75,542	87,062	907	846	57,404	38,221
None							19	1	28,703	75	1,856	20	3	10	9,509	847	333	25	10	8,954	362
Under 25	757	905	1,041	11,531	13,043	25,099	714	793	84,844	68,047	186,866	605	657	958	20,982	16,881	41,881	264	567	7,392	16,317
25-49	641	649		20,975	21,290		624	627	138,749	110,736		587	578		27,552	23,990		320		10,141	
50-99	298	231	275	18,006	14,105	17,034	286	227	116,888	76,188	118,528	278	212	269	20,445	15,369	23,670	190	200	9,021	11,182
100-199	97	53	62	12,227	6,396	7,409	93	53	78,697	41,820	47,115	87	51	61	13,111	6,090	10,978	78	53	7,132	5,536
200-399	27	18	14	6,510	4,135	3,365	26	17	50,595	26,698	26,441	26	14	13	10,555	3,815	3,550	22	11	9,509	1,464
400-799	5	6	(1)	2,200	2,742	(1)	5	5	20,413	8,980	(1)	5	5	(1)	2,900	2,850	(1)	5	(1)	1,655	(1)
800 and over	3	3	(1)	4,300	4,600	(1)	3	3	49,500	31,900	(1)	3	3	(1)	7,250	5,700	(1)	3	(1)	3,600	(1)
400-699	5	6	2	2,200	2,742	950	5	5	20,413	8,980	7,000	5	5	2	2,900	2,850	1,150	5	2	1,655	460
700 and over	3	3	3	4,300	4,600	3,200	3	3	49,500	31,900	25,620	3	3	3	7,250	5,700	5,500	3	3	3,600	2,900
Scott																					
Total	1,465	1,745	1,531	54,961	56,021	55,126	1,403	1,645	402,421	256,722	372,500	1,344	1,586	1,512	74,580	72,316	104,924	829	1,084	27,073	48,656
None							8	4	2,596	135	859	9	3	11	453	54	500	9	8	374	198
Under 25	480	746	1,168	7,814	11,622	29,518	440	668	70,175	60,252	209,050	405	658	1,142	15,595	19,080	63,445	224	791	6,497	29,527
25-49	642	687		21,721	22,543		617	670	156,713	107,677		600	630		31,216	31,160		375		10,524	
50-99	284	273	310	17,166	16,410	19,020	280	264	114,335	68,067	125,020	272	259	306	18,728	17,944	32,279	174	244	6,274	15,274
100-199	51	31	50	6,160	3,441	5,763	50	31	43,447	13,266	32,173	50	28	50	6,299	3,133	6,730	41	39	2,909	2,896
200 and over	8	8	3	2,100	2,005	825	8	8	15,155	7,325	5,398	8	8	3	2,289	945	1,970	6	2	495	761
Searcy																					
Total	1,809	1,944	1,710	60,403	55,522	52,318	1,730	1,839	318,274	219,688	330,681	1,653	1,724	1,715	101,939	81,787	103,272	1,202	1,235	51,979	51,367
None							16	10	1,281	970	1,775	23	17	25	2,383	556	920	22	20	2,078	971
Under 25	789	969	1,414	11,841	13,736	31,321	717	871	58,627	51,624	203,806	657	786	1,395	25,945	25,584	68,592	446	967	13,579	33,869
25-49	675	697		22,152	22,714		655	685	107,369	93,007		640	654		35,391	32,568		453		16,117	
50-99	279	244	243	17,377	14,797	14,785	277	239	96,810	55,656	84,293	267	234	242	26,163	18,907	23,567	224	204	14,205	11,003
100-199	56	31	52	6,573	3,486	6,012	55	31	38,909	13,706	39,447	56	30	52	8,867	3,245	10,043	47	43	4,230	5,474
200 and over	10	3	1	2,460	789	200	10	3	15,278	4,725	1,360	10	3	1	3,190	927	150	10	1	1,770	50
Sebastian																					
Total	2,156	2,615	2,458	88,500	103,233	133,292	2,072	2,439	616,251	595,365	1,063,750	1,885	2,303	2,450	130,371	128,175	214,936	877	1,477	52,936	86,635
None							11	13	1,489	1,703	5,990	20	16	19	2,368	671	1,581	19	17	2,140	934
Under 25	742	982	1,528	11,771	15,044	39,635	683	842	80,780	76,008	322,418	576	775	1,510	25,902	24,365	77,519	202	750	11,316	26,823
25-49	856	1,007		28,542	33,419		833	965	182,049	159,439		779	920		38,759	41,037		330		9,911	
50-99	406	454	625	24,827	27,468	39,848	394	449	165,051	164,610	272,835	369	425	618	27,611	32,126	58,698	223	456	9,434	22,137
100-199	125	137	223	15,085	16,976	28,410	124	135	105,886	122,040	229,680	114	133	223	20,718	19,953	38,233	79	180	10,575	15,918
200-399	22	29	68	5,215	6,826	17,199	22	29	44,056	46,920	138,135	22	28	66	10,649	6,873	25,705	19	60	7,395	12,238
400 and over	5	6	14	3,060	3,500	8,200	5	6	36,940	24,645	94,692	5	6	14	4,364	3,150	13,200	5	14	2,165	8,585

[1] Comparison with later censuses may be found in groups below beginning with 400-699.

COUNTY TABLE 1.—CHICKENS ON FARMS 1940, 1935, AND 1930; CHICKEN EGGS PRODUCED AND CHICKENS RAISED 1939, 1934, AND 1929; AND CHICKENS SOLD, 1939 AND 1929; CLASSIFIED BY NUMBER ON HAND—Continued

(Chickens on hand over 4 months old Apr. 1, 1940 and over 3 months old Jan. 1, 1935 and Apr. 1, 1930)

STATE OR COUNTY AND NUMBER OF CHICKENS ON HAND	CHICKENS ON HAND						CHICKEN EGGS PRODUCED					CHICKENS RAISED						CHICKENS SOLD			
	Farms reporting			Number			Farms reporting		Dozens			Farms reporting			Number			Farms reporting		Number	
	1940 (Apr.1)	1935 (Jan.1)	1930 (Apr.1)	1940 (Apr. 1)	1935 (Jan. 1)	1930 (Apr. 1)	1939	1934	1939	1934	1929	1939	1934	1929	1939	1934	1929	1939	1929	1939	1929
ARKANSAS—Con.																					
Sevier																					
Total	1,508	2,020	1,872	46,582	51,847	54,299	1,439	1,953	325,654	203,607	358,523	1,362	1,877	1,848	160,183	79,090	130,164	775	825	102,203	29,176
None	------	------	-----	-------	-------	-------	11	13	2,030	1,548	110	9	16	2	2,155	948	220	13	5	2,238	117
Under 25	681	1,197	1,611	10,534	17,488	35,788	620	1,129	77,588	66,447	238,490	563	1,068	1,586	35,719	33,604	74,819	267	676	20,115	21,833
25-49	584	630		19,051	19,848		573	621	123,009	72,370		553	609		46,637	28,250		322		21,644	
50-99	208	165	223	12,464	9,870	13,392	200	162	83,711	35,372	83,307	202	157	223	44,756	11,000	49,420	143	119	31,109	4,918
100 and over	35	28	38	4,533	4,641	5,119	35	28	39,316	27,870	36,616	35	27	37	30,916	5,288	5,705	30	25	27,097	2,308
Sharp																					
Total	1,870	1,881	1,765	59,344	53,295	66,901	1,774	1,786	444,476	219,935	384,218	1,666	1,689	1,752	80,362	73,186	142,595	1,005	1,135	28,958	37,654
None	------	------	-----	-------	-------	-------	6	16	1,328	883	964	8	16	8	463	548	419	6	8	278	412
Under 25	793	970	1,330	12,264	15,161	33,475	720	891	98,193	64,622	189,905	645	826	1,311	22,968	26,083	101,536	323	778	7,517	19,841
25-49	775	655		25,516	21,414		751	635	190,233	86,472		727	601		33,871	28,994		475		11,771	
50-99	257	230	346	16,002	13,787	21,548	254	219	114,869	55,717	117,787	243	221	345	17,535	14,838	28,409	170	271	7,165	12,176
100-199	42	26	79	4,887	2,933	9,412	40	25	35,114	12,241	58,653	40	25	78	5,130	2,723	10,033	28	70	2,074	4,216
200 and over	3	------	10	675	--------	2,466	3	-----	4,739	----------	16,909	3	-----	10	395	--------	2,198	3	8	153	1,009
Stone																					
Total	1,456	1,453	1,218	41,972	41,978	36,089	1,361	1,388	260,536	145,255	235,618	1,323	1,252	1,193	67,709	56,849	63,876	980	823	32,290	29,901
None	------	------	-----	-------	-------	-------	12	3	1,477	130	2,095	19	2	12	1,014	140	591	17	20	674	759
Under 25	707	704	1,036	11,056	10,743	22,383	630	655	70,957	36,348	146,949	591	602	1,002	20,860	14,568	44,764	387	663	10,060	21,078
25-49	575	549		18,802	17,681		551	533	110,983	56,467		548	467		29,600	23,104		434		13,559	
50-99	152	174	157	9,090	10,255	9,790	146	172	51,219	37,722	57,814	144	156	154	12,436	14,582	12,466	123	118	5,788	5,594
100-199	19	23	20	2,174	2,505	2,444	19	22	14,060	8,445	15,605	18	22	20	2,449	3,145	3,005	16	17	1,229	1,090
200 and over	3	3	5	850	794	1,472	3	3	11,840	6,123	13,155	3	3	5	1,350	1,310	3,050	3	5	980	1,380
Union																					
Total	2,568	3,351	2,985	76,906	86,753	88,219	2,455	3,238	444,812	290,243	513,597	2,410	3,114	2,960	149,527	142,671	154,069	681	1,153	28,152	41,723
None	------	------	-----	-------	-------	-------	18	8	5,603	721	810	14	6	2	784	209	125	8	3	823	65
Under 25	1,152	1,796	2,547	17,479	25,302	55,134	1,065	1,691	104,376	86,646	308,887	1,028	1,585	2,522	38,800	47,125	109,223	178	871	4,155	24,231
25-49	1,056	1,232		34,158	38,936		1,021	1,220	187,626	127,560		1,019	1,209		67,172	63,517		326		11,174	
50-99	315	283	360	19,083	16,705	21,527	308	279	101,001	55,162	125,886	305	275	359	33,836	23,240	32,132	141	221	8,476	10,633
100-199	38	33	65	4,403	3,860	7,858	37	33	27,233	11,894	47,014	37	32	64	6,075	5,985	7,975	23	46	2,324	4,306
200 and over	7	7	13	1,783	1,950	3,700	6	7	18,973	8,260	31,000	7	7	13	2,860	2,595	4,614	5	12	1,200	2,488
Van Buren																					
Total	1,875	2,189	1,915	66,809	66,552	60,068	1,817	2,082	476,576	358,108	431,263	1,700	2,018	1,918	84,547	77,401	88,509	998	1,162	31,657	36,663
None	------	------	-----	-------	-------	-------	17	21	2,073	1,673	12,264	14	15	21	458	447	1,042	16	18	389	513
Under 25	658	962	1,609	10,773	14,814	38,051	610	866	84,934	79,183	276,316	547	851	1,592	17,363	19,494	62,149	286	911	6,472	25,226
25-49	841	908		28,625	29,321		820	881	198,568	150,964		788	864		35,533	34,476		435		11,819	
50-99	321	275	264	19,708	16,360	15,827	315	270	135,356	91,031	102,788	296	247	264	22,342	17,680	18,059	216	199	9,512	6,977
100-199	47	37	35	5,588	4,218	4,195	47	37	36,741	24,717	27,186	47	34	35	5,721	3,799	5,144	38	28	2,378	2,589
200 and over	8	7	7	2,115	1,839	1,995	8	7	18,904	10,540	12,709	8	7	6	3,130	1,505	2,115	7	6	1,087	1,358

Washington																				
Total	4,439	5,055	4,403	195,089	228,874	226,622	4,250	4,582	1,302,755	1,150,636	1,723,951	4,195	4,398	4,400	1,495,684	392,523	429,991	3,060	3,199	1,279,579	218,910
None							124	59	37,033	5,166	10,453	235	71	38	392,739	5,218	3,221	226	39	378,841	3,039
Under 25	1,712	1,804	2,724	24,666	26,552	66,804	1,501	1,477	194,443	131,572	577,849	1,404	1,369	2,689	438,980	60,302	179,594	860	1,731	390,242	89,312
25-49	1,307	1,591		44,393	53,586		1,238	1,461	282,487	241,050		1,196	1,409		231,658	98,801		837		182,536	
50-99	983	1,138	1,087	62,619	71,247	69,234	952	1,081	395,487	343,299	515,090	934	1,057	1,082	190,646	107,502	115,060	756	906	139,081	56,105
100-199	376	425	477	45,804	50,586	59,104	374	409	296,369	278,094	389,011	366	398	476	167,340	72,908	82,246	325	421	130,903	40,357
200-399	54	85	103	12,840	20,698	25,109	54	83	72,389	112,144	169,683	53	82	103	54,405	36,827	37,330	49	90	43,459	21,419
400 and over	7	12	12	4,767	6,205	6,371	7	12	24,547	39,311	61,885	7	12	12	19,916	10,965	12,540	7	12	14,517	8,678
White																					
Total	4,396	5,078	4,529	134,982	143,465	131,782	4,228	4,891	870,744	609,186	1,055,588	4,002	4,705	4,519	211,369	211,127	248,974	1,841	2,204	62,020	90,889
None							25	19	3,009	895	4,917	28	24	23	1,867	1,168	2,454	27	28	1,538	2,579
Under 25	1,966	2,488	3,970	30,644	38,494	87,286	1,830	2,318	216,088	161,710	717,266	1,699	2,182	3,940	69,303	69,607	181,197	718	1,800	21,379	62,212
25-49	1,771	1,953		57,811	62,625		1,726	1,922	362,359	262,028		1,646	1,875		85,758	89,286		759		22,725	
50-99	568	570	459	33,966	33,156	27,786	556	567	206,785	136,307	205,269	538	560	457	42,514	41,716	41,668	291	300	12,929	16,084
100-199	80	60	82	9,686	7,191	9,790	80	58	58,595	31,681	72,860	80	57	81	8,712	7,210	12,865	39	62	2,258	5,520
200 and over	11	7	18	2,875	1,999	6,920	11	7	23,908	16,565	55,276	11	7	18	3,215	2,140	10,790	7	14	1,191	4,494
Woodruff																					
Total	2,530	2,972	2,815	68,735	81,860	63,801	2,335	2,906	366,287	245,136	404,653	2,346	2,776	2,663	141,442	137,232	129,346	503	542	19,217	28,129
None							6	4	686	330	1,399	10	4	10	599	175	359	1	8	20	292
Under 25	1,302	1,517	2,621	19,451	23,467	50,937	1,158	1,461	107,117	62,028	323,999	1,145	1,402	2,465	46,068	45,211	108,806	165	456	4,215	23,005
25-49	953	1,124		30,951	36,279		904	1,115	161,068	111,725		919	1,065		61,316	59,261		245		7,112	
50-99	251	291	172	15,084	17,236	10,116	243	287	79,128	56,251	60,786	248	269	167	27,269	25,332	16,455	83	68	4,712	3,644
100-199	19	37	21	2,149	4,112	2,548	19	37	11,113	13,527	16,969	19	34	20	4,090	5,803	3,526	9	10	3,158	1,188
200 and over	5	3	1	1,100	766	200	5	2	7,175	1,275	1,500	5	2	1	2,100	1,450	200				
Yell																					
Total	2,313	2,868	2,706	98,612	110,525	93,703	2,227	2,843	633,959	605,579	661,847	2,114	2,732	2,668	143,256	155,798	157,541	1,157	1,403	53,153	53,729
None							14	5	1,874	504	50	11	6	3	8,235	205	136	9	6	8,260	181
Under 25	730	982	2,202	11,704	15,379	52,192	661	966	71,271	73,559	367,916	605	908	2,165	21,239	29,247	100,594	259	1,056	5,869	32,342
25-49	962	1,194		32,207	39,357		940	1,186	184,717	182,503		905	1,152		47,107	60,872		513		13,778	
50-99	449	555	402	28,027	33,375	25,251	441	552	167,626	174,728	176,800	429	533	399	34,397	43,262	38,002	260	269	11,261	13,550
100-199	133	94	86	16,288	10,763	10,355	132	91	124,247	86,260	74,821	126	90	85	19,913	10,772	11,969	90	60	8,763	4,076
200 and over	39	43	16	10,386	11,651	5,905	39	43	84,224	88,025	42,260	38	43	16	12,365	11,440	6,840	26	12	5,222	3,580
CALIFORNIA																					
Total	73,811	92,774	84,437	13,282,896	14,043,093	17,467,284	68,380	85,958	129,686,042	117,778,851	159,421,612	61,645	64,102	81,793	24,750,462	18,159,412	26,644,797	21,778	32,264	15,890,562	13,860,595
None							835	192	1,935,377	433,048	1,616,790	1,368	396	717	3,793,067	773,763	815,853	1,022	628	3,707,712	843,739
Under 25	28,055	33,955	47,349	438,821	542,844	1,126,989	24,372	29,787	3,553,952	3,157,381	9,017,150	20,128	18,464	44,601	1,379,385	726,716	2,431,122	2,594	8,762	823,361	861,434
25-49	17,199	21,803		583,442	742,117		15,970	20,486	4,355,144	4,586,136		14,466	15,758		1,146,793	945,889		2,985		518,195	
50-99	10,483	15,004	13,767	637,620	910,465	852,748	9,847	14,281	4,670,010	6,049,354	6,751,496	9,107	11,690	13,579	1,260,873	1,106,976	1,538,308	3,107	5,624	681,758	629,454
100-199	5,571	8,101	7,276	691,927	992,666	909,343	5,234	7,691	5,382,034	7,322,334	7,736,540	4,877	6,366	7,173	1,362,578	1,194,451	1,457,627	2,652	4,224	838,711	675,354
200-399	4,190	5,436	5,176	1,100,283	1,391,104	1,363,479	3,986	5,236	9,997,173	11,307,769	12,263,406	3,786	4,231	5,067	2,073,514	1,680,979	2,347,005	2,697	3,707	1,257,679	1,242,459
400-799	3,894	4,268	(1)	2,092,331	2,249,616	(1)	3,783	4,142	20,996,654	19,964,688	(1)	3,667	3,528	(1)	3,268,567	2,907,568	(1)	2,986	(1)	1,878,148	(1)
800-1599	2,887	2,888	(1)	3,104,951	3,103,740	(1)	2,836	2,848	32,239,098	28,625,358	(1)	2,764	2,521	(1)	4,195,050	3,859,062	(1)	2,595	(1)	2,376,948	(1)
1600-3199	1,164	1,026	(1)	2,525,264	2,236,974	(1)	1,151	1,006	25,977,842	19,846,308	(1)	1,120	896	(1)	3,285,559	2,702,619	(1)	1,006	(1)	1,952,526	(1)
3200 and over	368	293	(1)	2,108,257	1,873,567	(1)	366	289	20,578,758	16,486,475	(1)	362	252	(1)	2,985,076	2,261,389	(1)	334	(1)	1,855,544	(1)
400-699	3,222	3,610	4,120	1,610,536	1,781,182	2,083,513	3,127	3,497	16,057,620	15,708,403	19,958,634	3,019	2,969	4,029	2,511,728	2,311,673	3,233,206	2,452	3,345	1,464,840	1,727,761
700-999	1,677	1,646	2,255	1,329,096	1,297,332	1,800,324	1,641	1,618	13,596,051	11,992,616	17,478,536	1,610	1,411	2,216	1,968,714	1,595,734	2,483,504	1,339	1,926	1,090,925	1,297,009
1000-2499	2,694	2,627	3,580	3,810,548	3,666,639	5,087,933	2,653	2,589	39,535,866	33,200,155	48,317,326	2,590	2,310	3,520	5,022,811	4,532,205	6,955,486	2,287	3,194	2,901,599	3,736,834
2500 and over	720	592	914	3,080,623	2,718,744	4,242,955	715	581	30,602,815	24,021,655	36,281,734	694	507	891	4,230,999	3,291,026	5,382,688	643	854	2,605,802	2,846,551
Alameda																					
Total	1,614	1,845	1,650	445,395	455,056	521,890	1,560	1,768	4,178,487	4,224,681	4,783,786	1,402	825	1,630	596,588	479,972	878,926	506	683	330,428	495,252
None							17	-----	52,080	----------	33,857	20	9	13	19,342	18,617	6,119	17	11	20,215	11,750
Under 25	614	607	659	9,409	9,517	15,599	580	561	126,001	60,431	117,574	480	92	639	34,279	7,838	29,437	46	55	20,305	11,740
25-49	280	312		9,473	10,805		265	301	75,414	78,762		243	133		14,989	13,725		34		6,205	

[1] Comparison with later censuses may be found in groups below beginning with 400-699.

COUNTY TABLE 1.—CHICKENS ON FARMS 1940, 1935, AND 1930; CHICKEN EGGS PRODUCED AND CHICKENS RAISED 1939, 1934, AND 1929; AND CHICKENS SOLD, 1939 AND 1929; CLASSIFIED BY NUMBER ON HAND—Continued

(Chickens on hand over 4 months old Apr. 1, 1940 and over 3 months old Jan. 1, 1935 and Apr. 1, 1930)

STATE OR COUNTY AND NUMBER OF CHICKENS ON HAND	CHICKENS ON HAND						CHICKEN EGGS PRODUCED					CHICKENS RAISED						CHICKENS SOLD			
	Farms reporting			Number			Farms reporting		Dozens			Farms reporting			Number			Farms reporting		Number	
	1940 (Apr. 1)	1935 (Jan. 1)	1930 (Apr. 1)	1940 (Apr. 1)	1935 (Jan. 1)	1930 (Apr. 1)	1939	1934	1939	1934	1929	1939	1934	1929	1939	1934	1929	1939	1929	1939	1929
CALIFORNIA—Con.																					
Alameda—Con.																					
50-99	190	237	199	11,275	14,394	12,132	182	229	80,573	132,484	85,330	169	126	199	14,117	23,166	20,098	34	42	5,154	7,233
100-199	85	150	137	10,596	18,910	16,654	82	147	79,091	174,862	142,277	77	88	136	14,181	20,087	28,720	34	64	6,165	13,260
200-399	94	176	171	24,993	45,653	46,773	90	172	235,626	458,088	406,443	83	107	170	34,056	58,281	82,098	60	118	16,196	34,320
400-799	165	174	(1)	90,127	92,945	(1)	162	172	950,567	885,956	(1)	153	116	(1)	122,275	86,045	(1)	134	(1)	69,492	(1)
800-1599	131	154	(1)	135,317	164,895	(1)	128	151	1,310,518	1,560,118	(1)	125	124	(1)	147,500	164,289	(1)	98	(1)	66,661	(1)
1600-3199	44	26	(1)	88,950	54,450	(1)	44	26	805,547	541,408	(1)	42	21	(1)	83,399	54,600	(1)	38	(1)	40,705	(1)
3200 and over	11	9	(1)	65,255	43,487	(1)	10	9	463,090	332,572	(1)	10	9	(1)	112,450	33,324	(1)	11	(1)	79,330	(1)
400-699	131	143	219	65,937	71,195	110,403	128	141	667,853	658,793	1,020,905	120	95	211	91,817	63,795	160,171	106	165	53,527	71,990
700-999	91	79	100	71,760	61,430	78,985	91	79	753,519	638,152	773,410	89	55	100	87,896	58,400	114,843	70	83	44,739	54,745
1000-2499	110	125	157	155,897	160,122	215,444	107	122	1,451,466	1,517,771	1,944,926	104	105	155	158,961	159,939	381,740	86	137	74,422	236,824
2500 and over	19	16	8	86,055	63,030	25,900	18	16	656,884	505,338	259,064	17	15	7	126,950	56,124	55,700	19	8	83,500	53,390
Alpine																					
Total	12	10	11	1,431	630	589	12	9	16,095	5,613	5,270	12	7	11	1,250	522	715	6	2	297	48
None	———	———	———	———	———	———	———	———	———	———	———	———	———	———	———	———	———	———	———	———	———
Under 25	4	1	6	76	18	177	4	1	820	7	1,520	4	———	6	80	———	250	1	———	15	———
25-49	3	2		120	67		3	1	995	730		3	1		275	76		1		50	
50-99	2	5	4	135	295	287	2	5	1,855	3,016	2,500	2	4	4	185	246	315	1	1	150	24
100 and over	3	2	1	1,100	250	125	3	2	12,425	1,860	1,250	3	2	1	710	200	150	3	1	82	24
Amador																					
Total	322	295	291	22,701	20,640	19,632	311	270	199,143	135,779	154,992	319	263	289	31,218	24,362	26,937	87	100	14,425	9,251
None	———	———	———	———	———	———	———	3	———	561	100	1	3	1	1,900	383	40	1	1	1,500	10
Under 25	112	97	172	1,704	1,393	4,233	106	78	16,826	3,580	31,633	109	82	171	4,166	1,381	7,252	14	34	2,310	1,080
25-49	101	92		3,447	3,179		99	87	28,055	14,090		100	85		5,098	3,129		23		1,855	
50-99	58	46	68	3,464	2,771	3,902	55	45	25,809	14,225	29,383	58	40	67	3,629	2,008	6,275	16	29	1,560	2,367
100-199	27	40	29	3,360	5,072	3,539	27	39	25,300	33,068	25,384	27	34	29	4,720	5,779	3,484	14	20	2,107	1,433
200-399	16	12	16	4,205	3,030	4,140	16	11	41,621	18,599	31,684	16	11	16	4,625	4,130	5,311	13	10	1,216	1,911
400-799	5	7	(1)	2,440	3,150	(1)	5	6	19,761	31,853	(1)	5	7	(1)	2,830	5,065	(1)	3	(1)	815	(1)
800 and over	3	1	(1)	4,081	2,045	(1)	3	1	41,771	19,803	(1)	3	1	(1)	4,250	2,487	(1)	3	(1)	3,062	(1)
400-699	4	7	4	1,740	3,150	2,150	4	6	14,161	31,853	20,514	4	7	3	2,330	5,065	1,675	3	4	815	1,200
700 and over	4	1	2	4,781	2,045	1,668	4	1	47,371	19,803	16,294	4	1	2	4,750	2,487	2,900	3	2	3,062	1,250
Butte																					
Total	1,557	1,882	1,677	112,181	139,582	153,557	1,425	1,772	919,183	943,738	1,310,255	1,269	1,175	1,639	165,265	141,130	261,296	351	635	67,679	115,908
None	———	———	———	———	———	———	12	———	3,539	———	7,410	16	12	12	5,883	1,914	8,774	15	9	5,423	4,751
Under 25	596	666	953	9,245	11,097	23,470	501	598	65,215	59,943	177,738	395	322	914	15,075	10,699	44,929	54	211	4,080	13,606
25-49	421	476		14,451	16,520		396	458	98,910	102,123		376	319		22,326	15,704		68		5,960	
50-99	259	366	369	15,858	22,187	23,052	245	354	127,605	120,588	171,148	224	251	364	29,724	20,189	38,277	76	173	12,850	12,351
100-199	146	216	174	18,088	26,007	21,746	139	207	120,707	172,448	168,484	130	150	171	19,558	22,012	29,610	55	103	6,094	11,570
200-399	79	95	102	20,683	22,957	26,120	76	94	162,046	140,492	210,639	72	68	99	24,432	26,277	34,681	45	75	9,137	13,763
400-799	46	46	(1)	22,898	23,164	(1)	46	44	235,117	206,508	(1)	46	37	(1)	38,581	24,260	(1)	32	(1)	20,639	(1)
800 and over	10	17	(1)	10,958	17,650	(1)	10	17	106,044	141,636	(1)	10	16	(1)	9,686	20,075	(1)	8	(1)	3,496	(1)

400-699	41	43	43	19,373	21,064	20,714	41	41	187,537	192,948	185,765	41	36	43	30,481	22,260	28,428	27	31	16,086	12,995
700-999	8	12	22	6,125	9,750	17,485	8	12	73,947	62,835	189,950	8	9	22	10,350	10,675	22,862	7	19	5,251	10,235
1000 and over	7	8	14	8,358	10,000	20,970	7	8	79,677	92,361	199,121	7	8	14	7,436	11,400	53,735	6	14	2,796	36,637
Calaveras																					
Total	350	493	378	19,310	25,946	18,594	340	468	166,391	205,084	124,042	299	391	350	32,206	31,561	25,197	82	137	14,163	12,195
None	------	------	--	-------	-------	-------	2	1	330	225	90	4	-----	1	1,222	--------	800	2	1	1,150	750
Under 25	170	143	272	2,755	2,201	6,924	161	129	22,968	12,800	44,326	127	83	249	5,176	2,045	10,766	15	74	1,792	4,645
25-49	103	205		3,597	6,607		102	196	32,999	46,107		92	173		7,504	7,600		26		3,215	
50-99	40	88	66	2,474	5,209	3,942	38	86	17,494	42,029	24,397	39	83	63	2,743	6,807	5,651	15	33	685	2,458
100-199	19	41	29	2,308	5,152	3,538	19	40	22,833	43,595	23,215	19	37	26	4,393	5,148	3,670	12	20	2,698	1,622
200-399	12	11	9	3,156	2,990	2,490	12	11	24,998	27,083	16,484	12	10	9	6,038	3,801	1,750	8	7	3,148	845
400 and over	6	5	(1)	5,020	3,787	(1)	6	5	44,769	33,245	(1)	6	5	(1)	5,130	6,160	(1)	4	(1)	1,475	(1)
400-699	2	3	1	820	1,437	400	2	3	12,475	7,195	2,450	2	3	1	1,050	2,160	60	-----	1	--------	75
700 and over	4	2	1	4,200	2,350	1,300	4	2	32,294	26,050	13,080	4	2	1	4,080	4,000	2,500	4	1	1,475	1,800
Colusa																					
Total	420	659	626	41,588	66,545	55,964	415	606	305,059	371,629	474,661	389	588	624	56,347	80,342	74,780	75	196	6,995	23,265
None	------	------	-----	-------	-------	-------	3	-----	934	--------	1,300	1	-----	3	3	--------	237	3	-----	200	--------
Under 25	84	123	253	1,598	2,179	6,871	77	103	13,232	12,033	51,625	72	93	251	2,745	1,800	12,815	5	51	337	4,361
25-49	93	125		3,356	4,558		92	114	22,093	27,504		82	110		4,879	4,187		12		860	
50-99	118	182	183	7,147	11,407	11,316	118	172	49,177	75,301	90,833	112	170	182	8,245	18,315	15,007	20	55	706	3,579
100-199	72	133	127	8,989	16,036	15,507	72	125	64,812	91,140	132,516	70	122	126	9,596	18,685	18,305	13	48	1,086	4,299
200-399	34	71	43	8,225	16,835	10,355	34	68	54,466	91,118	90,484	33	71	42	9,080	19,905	9,513	11	26	1,616	3,286
400-799	14	20	(1)	7,173	9,430	(1)	14	19	71,895	51,880	(1)	14	18	(1)	8,549	13,870	(1)	7	(1)	1,140	(1)
800 and over	5	5	(1)	5,100	6,100	(1)	5	5	28,450	22,653	(1)	5	4	(1)	13,250	3,580	(1)	4	(1)	1,050	(1)
400-699	11	20	17	5,015	9,430	8,515	11	19	50,251	51,880	76,903	11	18	17	5,949	13,870	15,153	6	13	890	6,520
700 and over	8	5	3	7,258	6,100	3,400	8	5	50,094	22,653	31,000	8	4	3	15,850	3,580	3,750	5	3	1,300	1,220
Contra Costa																					
Total	1,005	1,359	1,142	89,352	126,773	143,491	913	1,310	673,221	981,562	1,336,474	868	848	1,100	157,567	126,059	255,693	223	310	90,651	81,524
None	------	------	-----	-------	-------	-------	10	-----	5,691	--------	326	17	1	9	27,383	2,500	942	8	3	24,065	500
Under 25	382	463	613	5,960	7,638	14,839	322	433	32,879	47,653	123,801	277	216	579	22,213	7,050	20,951	41	55	15,962	2,420
25-49	277	340		9,291	11,136		257	331	44,911	60,388		253	251		11,538	12,503		26		2,174	
50-99	165	286	254	9,817	16,674	15,280	149	280	50,878	87,012	132,068	150	193	244	12,666	15,476	69,658	37	65	4,639	2,669
100-199	80	108	113	9,397	12,415	13,735	75	104	53,530	94,819	116,530	74	76	109	12,957	11,491	16,405	37	58	7,538	5,776
200-399	44	81	62	11,600	20,150	16,302	43	81	86,195	147,864	158,099	41	50	62	20,450	12,270	28,291	28	43	12,438	14,739
400-799	37	52	(1)	19,627	28,655	(1)	37	52	181,869	280,945	(1)	36	37	(1)	26,460	23,869	(1)	26	(1)	14,791	(1)
800 and over	20	29	(1)	23,660	30,105	(1)	20	29	217,268	262,881	(1)	20	24	(1)	23,900	40,900	(1)	20	(1)	9,044	(1)
400-699	29	43	43	13,887	22,225	22,580	29	43	124,475	210,168	205,789	28	30	41	20,445	16,954	35,684	19	35	11,881	19,652
700-999	9	20	24	6,540	15,777	18,555	9	20	66,394	172,384	176,922	9	16	24	6,615	21,515	25,240	8	20	3,310	11,824
1000 and over	19	18	33	22,860	20,758	42,200	19	18	208,268	161,274	422,939	19	15	32	23,300	26,300	58,522	19	31	8,644	23,944
Del Norte																					
Total	178	192	123	6,456	7,281	8,142	167	187	42,314	44,852	69,473	151	174	122	7,086	8,867	10,442	25	29	1,612	1,546
None	------	------	-----	-------	-------	-------	-----	1	--------	1,200	--------	2	1	-----	212	100	--------	1	-----	20	--------
Under 25	110	108	89	1,631	1,768	2,326	101	105	10,856	7,944	18,527	89	100	89	1,949	2,814	4,565	8	15	107	481
25-49	33	51		1,096	1,820		31	48	6,403	9,207		26	44		1,206	2,719		4		201	
50-99	27	17	18	1,619	1,088	1,088	27	17	12,000	5,914	9,109	27	16	17	2,044	1,287	1,960	8	6	355	290
100-199	4	12	7	475	1,525	855	4	12	3,017	8,120	7,413	4	11	7	225	1,466	1,117	4	8	929	775
200 and over	4	4	9	1,635	1,080	3,873	4	4	10,033	12,467	34,424	3	2	9	1,450	481	2,800				
El Dorado																					
Total	564	620	616	35,937	33,863	35,951	533	566	329,357	204,795	282,071	479	521	607	51,609	39,243	45,950	168	176	24,540	14,030
None	------	------	-----	-------	-------	-------	8	-----	2,067	--------	3,144	6	1	7	3,612	1	423	8	4	3,570	186
Under 25	287	278	439	4,355	4,352	10,154	259	248	23,264	20,176	66,653	226	225	423	7,327	5,120	15,032	36	78	2,077	2,920
25-49	147	178		5,018	6,007		143	161	30,740	31,087		127	153		6,151	7,165		44		2,377	
50-99	70	110	106	4,246	6,627	6,656	66	105	37,241	46,269	50,295	64	95	106	5,788	8,628	9,554	34	47	2,141	3,081
100-199	33	34	41	4,171	4,147	4,853	32	32	23,874	29,079	37,464	29	30	41	4,746	5,199	6,272	22	27	1,815	2,768

[1] Comparison with later censuses may be found in groups below beginning with 400-699.

COUNTY TABLE 1.—CHICKENS ON FARMS 1940, 1935, AND 1930; CHICKEN EGGS PRODUCED AND CHICKENS RAISED 1939, 1934, AND 1929; AND CHICKENS SOLD, 1939 AND 1929; CLASSIFIED BY NUMBER ON HAND—Continued

(Chickens on hand over 4 months old Apr. 1, 1940 and over 3 months old Jan. 1, 1935 and Apr. 1, 1930)

STATE OR COUNTY AND NUMBER OF CHICKENS ON HAND	CHICKENS ON HAND						CHICKEN EGGS PRODUCED					CHICKENS RAISED						CHICKENS SOLD			
	Farms reporting			Number			Farms reporting		Dozens			Farms reporting			Number			Farms reporting		Number	
	1940 (Apr.1)	1935 (Jan.1)	1930 (Apr.1)	1940 (Apr. 1)	1935 (Jan. 1)	1930 (Apr. 1)	1939	1934	1939	1934	1929	1939	1934	1929	1939	1934	1929	1939	1929	1939	1929
CALIFORNIA—Con.																					
El Dorado—Con.																					
200-399	15	11	19	4,162	2,750	5,248	13	11	23,383	25,260	44,653	15	8	19	7,310	3,750	6,375	13	11	1,980	1,803
400-799	3	3	(1)	1,485	1,380	(1)	3	3	19,100	7,445	(1)	3	3	(1)	1,925	1,300	(1)	2	(1)	680	(1)
800 and over	9	6	(1)	12,500	8,600	(1)	9	6	164,688	45,479	(1)	9	6	(1)	14,750	8,080	(1)	9	(1)	9,900	(1)
400-699	3	3	5	1,485	1,380	2,640	3	3	19,100	7,445	22,410	3	3	5	1,925	1,300	2,080	2	5	680	1,072
700-999	2	2	2	1,850	1,700	1,400	2	2	13,080	12,204	12,045	2	2	2	850	2,050	1,714	2	1	400	400
1000 and over	7	4	4	10,650	6,900	5,000	7	4	151,608	33,275	45,407	7	4	4	13,900	6,030	4,500	7	3	9,500	1,800
Fresno																					
Total	6,784	7,579	6,925	555,975	567,164	382,778	6,334	6,796	5,127,495	4,237,165	3,258,542	5,515	4,963	6,605	811,562	553,247	549,358	1,123	1,587	328,057	168,591
None	-----	-----	-----	-------	-------	-------	21	4	52,293	1,240	6,223	35	11	18	27,402	1,859	2,396	34	17	29,113	2,029
Under 25	3,123	3,183	5,180	51,133	54,231	121,886	2,818	2,613	387,009	225,509	856,235	2,265	1,603	4,855	82,907	55,303	197,730	146	709	17,437	28,798
25-49	1,762	2,090		59,264	72,039		1,673	1,964	431,958	385,405		1,487	1,489		92,455	93,160		202		20,545	
50-99	858	1,215	1,012	51,920	73,546	62,491	814	1,155	375,102	449,334	470,601	748	972	1,003	77,708	72,427	98,629	174	384	22,493	28,806
100-199	424	520	414	52,132	63,170	51,294	401	500	426,151	443,813	417,652	382	415	412	70,549	60,037	69,881	161	245	26,581	25,407
200-399	300	324	192	76,285	81,738	47,338	291	318	726,410	612,860	468,666	282	259	190	115,693	79,235	65,745	174	127	52,834	24,312
400-799	200	160	(1)	105,026	83,003	(1)	200	156	1,134,246	701,143	(1)	199	136	(1)	147,366	77,481	(1)	142	(1)	64,615	(1)
800-1599	91	67	(1)	96,242	71,266	(1)	90	66	969,385	721,662	(1)	91	60	(1)	133,247	73,245	(1)	71	(1)	71,325	(1)
1600-3199	22	15	(1)	44,473	31,971	(1)	22	15	398,045	287,260	(1)	22	15	(1)	43,535	31,400	(1)	16	(1)	18,814	(1)
3200 and over	4	5	(1)	19,500	36,200	(1)	4	5	226,896	408,939	(1)	4	3	(1)	20,700	9,100	(1)	3	(1)	4,200	(1)
400-699	167	132	82	81,217	63,113	39,473	167	129	846,363	541,964	382,096	166	114	82	118,100	58,111	56,168	121	66	54,933	26,048
700-999	74	47	18	59,009	35,640	14,456	73	46	638,025	312,944	143,867	74	39	18	90,141	36,270	14,219	49	15	47,286	7,716
1000-2499	67	59	22	92,430	76,867	27,240	67	58	874,514	758,997	291,143	67	54	22	106,607	76,745	29,190	54	19	47,674	14,675
2500 and over	9	9	5	32,585	46,820	18,600	9	9	369,670	505,099	222,059	9	7	5	30,000	20,100	15,400	8	5	9,061	10,800
Glenn																					
Total	1,065	1,175	1,153	78,357	115,924	104,905	980	1,084	632,597	698,975	910,342	913	968	1,104	134,666	145,957	150,287	290	576	63,533	71,311
None	-----	-----	-----	-------	-------	-------	10	1	5,475	200	3,721	12	4	11	11,694	1,035	797	9	13	11,875	946
Under 25	333	232	545	5,600	4,171	14,784	287	190	42,441	24,162	124,116	265	142	493	18,187	6,952	33,303	44	186	8,666	16,272
25-49	277	272		9,943	10,038		256	255	73,590	53,232		229	225		14,245	13,850		52		4,021	
50-99	227	287	285	14,064	18,803	18,583	211	271	108,862	110,492	160,326	193	241	280	19,858	24,088	30,056	75	155	6,053	14,319
100-199	125	216	190	14,815	26,836	23,267	116	209	112,880	146,298	185,225	114	196	187	22,542	34,119	30,445	47	126	9,782	13,621
200-399	78	127	100	19,252	30,801	24,751	75	118	144,180	184,170	200,810	75	120	100	26,436	40,162	29,776	40	66	11,249	12,697
400-799	19	33	(1)	9,383	16,375	(1)	19	33	97,261	108,941	(1)	19	33	(1)	11,054	18,851	(1)	17	(1)	5,137	(1)
800 and over	6	8	(1)	5,300	8,900	(1)	6	7	47,908	71,480	(1)	6	7	(1)	10,650	6,900	(1)	6	(1)	6,750	(1)
400-699	17	30	20	7,980	14,250	9,920	17	30	83,185	96,391	79,269	17	30	20	9,954	17,926	12,560	15	17	4,637	5,460
700 and over	8	11	13	6,703	11,025	13,600	8	10	61,984	84,030	156,873	8	10	13	11,750	7,825	13,350	8	13	7,250	7,996
Humboldt																					
Total	1,584	1,615	1,561	94,593	91,891	151,451	1,483	1,505	897,457	884,493	1,452,438	1,291	1,010	1,510	129,199	98,634	211,464	254	399	69,824	95,723
None	-----	-----	-----	-------	-------	-------	17	3	2,482	725	18,900	15	3	12	724	112	1,983	4	10	440	1,942
Under 25	933	986	1,208	14,583	15,651	26,752	839	902	103,188	121,610	237,481	687	556	1,155	18,781	13,328	37,753	68	187	3,058	7,464
25-49	417	380		13,953	12,873		398	365	102,102	100,722		376	267		18,917	9,945		65		3,399	
50-99	125	129	150	7,330	7,635	9,300	122	121	58,685	60,354	82,937	111	93	146	8,546	6,338	10,836	40	53	2,887	2,595
100-199	50	39	54	6,346	4,657	6,723	48	35	54,636	38,380	62,754	43	29	53	7,296	5,436	8,581	28	27	2,929	2,914

200-399	15	38	44	3,936	9,850	11,385	15	36	29,639	93,166	105,318	15	24	44	7,550	18,460	15,463	10	28	4,337	7,069
400-799	20	21	(1)	10,025	11,175	(1)	20	21	107,752	125,814	(1)	20	16	(1)	18,235	9,415	(1)	15	(1)	8,835	(1)
800-1599	18	17	(1)	20,720	18,850	(1)	18	17	233,433	230,882	(1)	18	17	(1)	20,450	26,000	(1)	18	(1)	14,853	(1)
1600 and over	6	5	(1)	17,700	11,200	(1)	6	5	205,540	112,840	(1)	6	5	(1)	28,700	9,600	(1)	6	(1)	29,086	(1)
400-699	18	18	47	8,625	9,075	24,024	18	18	95,752	105,564	240,819	18	14	44	16,285	7,315	32,349	14	41	8,535	20,130
700-999	6	8	16	4,800	6,250	12,352	6	8	59,035	73,650	121,274	6	7	14	6,400	7,600	12,380	5	15	3,025	8,626
1000-2499	16	15	40	21,020	20,300	54,915	16	15	223,718	235,322	535,555	16	15	40	18,400	26,100	83,119	16	36	14,628	42,066
2500 and over	4	2	2	14,000	5,600	6,000	4	2	168,220	55,000	47,400	4	2	2	26,300	4,000	9,000	4	2	26,586	2,917
Imperial																					
Total	1,336	1,622	1,712	102,593	136,928	193,801	1,198	1,263	665,534	654,651	1,270,556	1,139	958	1,666	215,693	157,009	378,352	355	670	84,011	178,945
None	------	------	------	--------	--------	--------	7	4	4,997	558	7,555	14	9	20	3,975	1,461	3,641	10	16	3,655	3,727
Under 25	514	611	963	7,276	8,978	22,220	430	373	53,064	23,751	170,387	386	262	906	21,886	9,861	65,910	75	216	9,100	28,977
25-49	328	392		11,023	13,107		300	333	77,790	48,100		280	231		23,139	15,240		73		8,231	
50-99	273	327	344	15,956	19,516	21,157	248	292	94,183	71,865	152,232	251	224	343	25,355	23,512	53,533	82	148	5,916	22,180
100-199	124	166	236	14,603	19,097	29,204	116	148	76,950	76,633	214,947	116	130	233	23,508	24,125	52,234	51	154	9,391	21,946
200-399	63	71	103	15,965	17,380	25,151	63	61	81,953	74,877	188,654	59	54	101	26,160	29,610	39,515	42	74	10,832	18,422
400-799	25	36	(1)	12,500	17,350	(1)	25	35	79,947	96,047	(1)	25	32	(1)	19,570	17,950	(1)	14	(1)	8,071	(1)
800 and over	9	19	(1)	25,270	41,500	(1)	9	17	196,650	262,820	(1)	8	16	(1)	72,100	35,250	(1)	8	(1)	28,815	(1)
400-699	22	34	34	10,350	15,930	16,440	22	33	65,093	87,547	126,871	22	30	32	16,070	16,300	31,718	13	31	7,171	14,829
700-999	8	6	12	6,250	4,620	8,900	8	6	65,404	31,300	62,251	8	6	11	10,400	5,000	12,874	6	12	4,955	6,550
1000 and over	4	15	20	21,170	38,300	70,729	4	13	146,100	240,020	347,679	3	12	20	65,200	31,900	118,927	3	19	24,760	62,314
Inyo																					
Total	87	135	152	9,791	7,802	14,510	85	134	65,463	51,582	123,727	82	114	150	12,999	8,842	24,027	50	83	5,391	14,984
None	------	------	------	--------	--------	--------	1	2	20	2,010	1,350	1	1	2	18	200	250	1	6	18	904
Under 25	28	60	92	437	992	2,563	26	58	2,849	6,208	21,920	24	49	88	624	1,497	5,232	10	30	179	2,505
25-49	18	39		622	1,345		18	38	3,956	9,180		18	34		1,260	1,846		9		243	
50-99	24	19	30	1,542	1,103	1,870	23	19	12,630	7,309	15,254	22	15	30	2,518	971	4,070	20	22	1,126	2,532
100-199	10	11	21	1,340	1,447	2,588	10	11	7,553	8,560	20,843	10	9	21	1,329	1,493	4,920	3	17	115	3,035
200-399	1	4	6	200	965	1,389	1	4	1,334	5,496	11,370	1	4	6	200	1,535	1,555	1	5	700	1,075
400-799	3	------	(1)	1,350	--------	(1)	3	-----	7,120	---------	(1)	3	-----	(1)	2,250	--------	(1)	3	(1)	1,010	(1)
800 and over	3	2	(1)	4,300	1,950	(1)	3	2	30,001	12,819	(1)	3	2	(1)	4,800	1,300	(1)	3	(1)	2,000	(1)
400-699	3	------	-----	1,350	--------	--------	3	-----	7,120	---------	----- ----	3	-----	-----	2,250	--------	--------	3	-----	1,010	--------
700 and over	3	2	3	4,300	1,950	6,100	3	2	30,001	12,819	52,990	3	2	3	4,800	1,300	8,000	3	3	2,000	4,933
Kern																					
Total	1,107	1,960	1,795	129,174	154,085	157,016	1,039	1,739	1,293,237	1,029,479	1,343,465	977	1,479	1,760	205,972	190,722	258,678	344	582	87,407	101,102
None	------	------	------	--------	--------	--------	12	6	4,017	3,856	4,438	15	5	18	9,987	685	6,840	14	12	9,587	1,767
Under 25	293	657	1,086	4,895	11,036	26,845	249	518	41,709	53,649	236,964	215	390	1,038	10,854	16,435	51,030	37	196	3,196	11,604
25-49	308	524		10,913	18,595		289	483	82,541	97,947		280	417		21,226	27,809		76		5,578	
50-99	225	457	361	13,868	27,488	22,472	216	428	113,267	147,738	170,071	203	394	359	28,287	37,185	38,095	65	155	7,321	12,958
100-199	122	183	182	15,367	21,830	22,889	118	171	148,608	122,197	199,926	111	156	179	26,232	23,048	36,169	52	94	11,526	14,769
200-399	85	74	96	22,834	18,496	24,014	81	70	181,151	125,796	196,016	79	60	96	27,929	18,975	38,774	52	65	10,590	16,738
400-799	48	38	(1)	24,546	18,628	(1)	48	36	286,917	161,675	(1)	48	33	(1)	36,876	22,185	(1)	28	(1)	15,463	(1)
800-1599	19	21	(1)	19,910	24,125	(1)	19	21	242,016	199,914	(1)	19	19	(1)	22,335	31,700	(1)	15	(1)	10,838	(1)
1600 and over	7	6	(1)	16,841	13,887	(1)	7	6	193,011	116,707	(1)	7	5	(1)	22,246	12,700	(1)	5	(1)	13,308	(1)
400-699	46	32	38	23,096	14,378	19,296	46	30	268,942	120,182	181,069	46	27	38	34,701	12,585	32,065	28	32	15,463	17,317
700-999	10	11	8	8,175	8,350	6,100	10	11	99,863	67,341	50,437	10	10	8	7,650	14,700	5,855	5	8	1,651	2,998
1000-2499	14	20	22	18,921	27,125	28,900	14	20	243,983	220,576	246,544	14	18	22	19,601	32,900	41,650	12	18	10,887	18,951
2500 and over	4	2	2	11,105	6,787	6,500	4	2	109,156	70,197	58,000	4	2	2	19,505	6,400	8,200	3	2	11,608	4,000
Kings																					
Total	1,600	1,784	1,726	122,909	125,853	102,337	1,499	1,703	1,148,737	880,593	902,828	1,311	1,331	1,670	154,744	140,129	129,567	316	529	59,487	44,263
None	------	------	------	--------	--------	--------	15	1	15,042	100	400	22	3	6	6,736	52	258	10	3	5,388	68
Under 25	685	666	1,214	11,277	11,359	28,622	618	609	82,406	56,077	202,828	486	416	1,161	18,121	13,483	43,625	44	241	4,405	9,726
25-49	431	503		14,973	17,438		404	490	108,876	93,966		359	388		19,437	19,573		68		3,388	
50-99	219	322	297	13,427	19,580	18,036	207	315	102,466	118,728	136,973	201	273	293	20,978	21,829	24,446	52	127	8,510	8,209
100-199	129	156	133	15,508	18,816	16,226	121	153	115,166	127,643	142,390	110	131	132	16,016	18,653	20,599	49	89	5,632	7,438
200-399	72	84	49	18,465	20,864	12,595	70	82	167,045	160,979	100,131	69	71	45	23,061	20,718	13,032	43	40	9,717	5,931

[1] Comparison with later censuses may be found in groups below beginning with 400-699.

COUNTY TABLE 1.—CHICKENS ON FARMS 1940, 1935, AND 1930; CHICKEN EGGS PRODUCED AND CHICKENS RAISED 1939, 1934, AND 1929; AND CHICKENS SOLD, 1939 AND 1929; CLASSIFIED BY NUMBER ON HAND—Continued

(Chickens on hand over 4 months old Apr. 1, 1940 and over 3 months old Jan. 1, 1935 and Apr. 1, 1930)

STATE OR COUNTY AND NUMBER OF CHICKENS ON HAND	CHICKENS ON HAND						CHICKEN EGGS PRODUCED					CHICKENS RAISED						CHICKENS SOLD			
	Farms reporting			Number			Farms reporting		Dozens			Farms reporting			Number			Farms reporting		Number	
	1940 (Apr. 1)	1935 (Jan. 1)	1930 (Apr. 1)	1940 (Apr. 1)	1935 (Jan. 1)	1930 (Apr. 1)	1939	1934	1939	1934	1929	1939	1934	1929	1939	1934	1929	1939	1929	1939	1929
CALIFORNIA—Con.																					
Kings—Continued																					
400-799	43	38	(1)	21,485	19,496	(1)	43	38	222,049	164,784	(1)	43	35	(1)	21,995	26,890	(1)	31	(1)	8,022	(1)
800-1599	15	11	(1)	16,074	11,100	(1)	15	11	217,887	93,121	(1)	15	10	(1)	16,500	8,531	(1)	13	(1)	7,235	(1)
1600 and over	6	4	(1)	11,700	7,200	(1)	6	4	117,800	65,195	(1)	6	4	(1)	11,900	10,400	(1)	6	(1)	7,190	(1)
400-699	39	32	18	18,635	15,296	8,070	39	32	197,159	122,364	91,624	39	30	18	19,645	15,590	9,517	27	14	6,347	3,566
700-999	9	12	8	6,900	9,200	6,488	9	12	80,260	91,695	74,657	9	10	8	7,850	16,506	7,890	8	8	3,735	4,575
1000 and over	16	9	7	23,724	13,300	12,300	16	9	280,317	109,041	153,825	16	9	7	22,900	13,725	10,200	15	7	12,365	4,750
Lake																					
Total	522	660	611	40,982	45,210	39,894	485	613	407,446	294,074	328,069	451	578	596	70,177	54,505	54,848	162	233	35,287	22,404
None	------	------	-----	--------	--------	--------	7	3	5,925	1,100	248	10	3	3	5,013	215	525	8	2	4,463	365
Under 25	224	236	448	3,505	3,922	11,207	197	208	31,023	21,830	74,913	156	194	431	8,121	5,584	17,793	26	127	2,896	5,707
25-49	141	207		5,046	7,401		134	190	42,160	39,563		136	181		9,759	10,145		39		3,894	
50-99	81	133	97	5,134	8,395	6,090	73	130	37,435	48,841	43,935	77	121	96	8,956	10,719	7,685	32	58	5,061	2,775
100-199	32	47	34	3,775	5,990	4,370	30	46	27,960	29,948	34,315	29	45	34	4,725	6,486	5,360	19	21	1,931	1,868
200-399	22	19	15	5,873	4,800	4,092	22	18	55,603	35,752	33,893	21	17	15	10,085	4,656	6,960	19	8	5,896	1,323
400-799	14	13	(1)	7,665	7,652	(1)	14	13	75,329	65,540	(1)	14	12	(1)	11,655	8,650	(1)	11	(1)	5,579	(1)
800 and over	8	5	(1)	9,984	7,350	(1)	8	5	132,011	51,500	(1)	8	5	(1)	11,863	8,050	(1)	8	(1)	5,567	(1)
400-699	10	8	7	4,775	4,102	3,675	10	8	49,074	41,600	34,846	10	8	7	8,470	4,700	5,175	7	7	4,239	3,156
700-999	8	6	6	6,334	4,450	5,160	8	6	67,816	28,520	51,919	8	5	6	7,798	4,950	6,200	8	6	2,815	3,910
1000 and over	4	4	4	6,540	6,450	5,300	4	4	90,450	46,920	54,000	4	4	4	7,250	7,050	5,150	4	4	4,092	3,300
Lassen																					
Total	378	389	385	32,362	30,751	34,258	363	349	301,789	303,175	310,362	369	303	380	45,122	37,388	57,563	135	168	16,526	23,729
None	------	------	-----	--------	--------	--------	3	-----	1,317	--------	1,465	8	-----	2	880	--------	64	6	1	1,163	100
Under 25	118	146	213	1,953	2,554	5,587	113	120	12,876	24,332	49,520	110	96	207	3,509	3,470	11,773	16	58	678	5,255
25-49	104	100		3,602	3,642		96	93	20,230	38,663		98	86		5,036	4,935		30		1,470	
50-99	72	67	84	4,515	4,220	5,483	70	62	27,802	43,744	47,258	70	58	83	5,974	5,099	9,053	33	46	1,826	3,392
100-199	42	48	39	5,467	6,071	5,107	40	47	54,748	58,458	42,440	41	39	39	8,968	9,466	7,208	22	24	3,282	2,873
200-399	25	18	33	6,255	4,782	8,033	25	18	60,195	55,151	74,816	25	16	33	6,055	5,428	14,795	17	25	1,506	4,739
400-799	11	7	(1)	5,550	3,632	(1)	10	6	58,471	36,285	(1)	11	5	(1)	6,700	3,690	(1)	6	(1)	2,301	(1)
800 and over	6	3	(1)	5,020	5,850	(1)	6	3	66,150	46,542	(1)	6	3	(1)	8,000	5,300	(1)	5	(1)	4,300	(1)
400-699	10	6	13	4,835	2,840	6,248	[illegible]	5	51,151	29,464	59,023	10	4	13	5,850	2,690	8,720	5	12	2,026	3,670
700 and over	7	4	3	5,735	6,642	3,800	[illegible]	[illegible]	73,470	53,363	35,840	7	4	3	8,850	6,300	5,950	6	2	4,575	3,700
Los Angeles																					
Total	5,293	7,409	6,179	1,725,255	2,059,568	3,257,689	4,853	6,881	[illegible] 92,217	18,374,271	29,356,309	4,438	5,246	6,025	3,988,014	2,773,155	5,353,162	2,318	3,590	2,919,903	3,015,891
None	------	------	-----	--------	--------	--------	93	19	206,701	31,381	206,368	173	41	65	651,403	41,975	146,284	127	60	631,356	141,854
Under 25	1,959	2,960	2,141	26,918	39,724	46,691	1,619	2,584	226,372	263,204	442,828	1,286	1,580	2,014	145,216	74,096	247,755	184	382	112,200	111,184
25-49	868	1,177		28,151	38,013		778	1,090	238,250	246,678		714	827		86,224	85,634		189		54,439	
50-99	519	682	553	31,005	41,076	34,958	480	654	217,982	355,777	324,010	437	536	545	159,855	86,980	117,373	224	261	124,484	82,649
100-199	320	546	446	41,172	69,923	59,245	293	527	351,179	689,820	589,246	276	467	436	180,668	144,395	195,947	220	301	157,781	121,682
200-399	384	675	694	104,368	179,379	190,428	363	669	964,129	1,715,627	1,799,045	346	577	673	303,450	277,270	412,638	303	548	224,219	272,599
400-799	534	711	(1)	286,079	374,014	(1)	524	695	2,710,445	3,375,273	(1)	504	633	(1)	552,637	469,115	(1)	441	(1)	343,306	(1)

800-1599	470	455	(1)	502,967	486,420	(1)	464	447	5,064,769	4,353,018	(1)	465	408	(1)	619,509	555,045	(1)	415	(1)	326,160	(1)
1600-3199	183	161	(1)	386,085	330,019	(1)	183	154	3,975,570	2,739,083	(1)	181	139	(1)	504,586	402,531	(1)	160	(1)	299,244	(1)
3200 and over	56	42	(1)	318,510	501,000	(1)	56	42	3,036,820	4,604,410	(1)	56	38	(1)	784,466	636,114	(1)	55	(1)	646,714	(1)
400-699	453	626	885	227,801	313,496	446,727	443	612	2,152,402	2,820,074	4,662,961	423	556	864	461,933	377,485	752,391	371	736	299,090	453,920
700-999	247	231	542	198,796	183,265	432,197	244	226	2,006,548	1,627,109	4,389,337	245	208	529	286,362	217,390	565,970	212	465	147,508	302,423
1000-2499	442	439	784	623,787	610,654	1,102,041	439	430	6,341,773	5,447,611	10,316,394	437	390	769	760,317	730,309	1,427,057	392	713	414,030	819,670
2500 and over	101	73	134	443,257	584,038	945,402	101	70	4,286,881	5,176,990	6,626,120	101	64	130	952,586	737,621	1,487,747	96	124	754,796	709,910
Madera																					
Total	954	1,378	1,041	82,118	102,727	63,898	873	1,261	726,035	721,993	509,207	794	1,046	921	139,357	139,581	113,981	197	272	56,025	35,912
None	------	------	-----	-------	-------	-------	6	1	1,567	100	425	8	3	5	1,150	130	325	3	5	570	351
Under 25	392	572	729	6,212	9,629	17,060	339	483	52,725	52,163	129,764	281	355	615	19,013	14,390	29,897	47	116	7,803	6,687
25-49	249	365		8,325	12,514		231	353	69,371	80,040		219	297		15,736	17,831		28		3,295	
50-99	154	246	179	9,648	14,963	10,933	146	237	79,230	93,258	70,784	137	214	173	16,380	18,546	15,729	35	64	5,849	3,579
100-199	69	99	84	8,202	12,506	10,551	63	93	66,670	76,323	80,524	61	86	80	13,766	15,604	15,775	30	47	6,367	7,306
200-399	42	49	27	10,901	12,765	6,770	41	48	91,000	80,524	55,200	40	46	26	18,211	16,785	22,870	20	20	6,998	4,686
400-799	32	26	(1)	16,460	14,150	(1)	31	25	143,688	105,805	(1)	32	24	(1)	22,631	17,095	(1)	22	(1)	7,445	(1)
800-1599	12	17	(1)	12,220	17,900	(1)	12	17	128,510	157,755	(1)	12	17	(1)	14,370	25,200	(1)	8	(1)	6,000	(1)
1600 and over	4	4	(1)	10,150	8,300	(1)	4	4	93,274	76,025	(1)	4	4	(1)	18,100	14,000	(1)	4	(1)	11,700	(1)
400-699	29	20	14	14,310	9,900	6,734	28	19	122,108	79,188	58,492	29	18	14	20,952	12,795	11,585	19	12	6,645	5,853
700-999	6	14	2	4,700	11,050	1,500	6	14	58,580	93,247	14,475	6	14	2	5,679	13,300	2,350	5	2	3,000	900
1000 and over	13	13	6	19,820	19,400	10,350	13	13	184,784	167,150	99,543	13	13	6	28,470	30,200	15,450	10	6	15,500	6,550
Marin																					
Total	398	625	553	206,010	314,122	350,040	317	587	1,947,139	2,952,423	3,278,153	298	327	547	241,853	479,848	498,863	140	252	132,953	289,610
None	------	------	-----	-------	-------	-------	3	1	3,136	3,200	7,350	2	1	4	3,200	21,000	61,600	3	6	3,215	58,500
Under 25	90	85	180	1,478	1,154	4,653	52	67	5,325	10,535	54,917	46	21	178	2,887	1,215	46,942	2	22	1,450	36,186
25-49	76	129		2,571	4,047		47	117	20,639	26,725		44	46		17,825	4,221		9		14,992	
50-99	69	112	96	4,101	6,710	5,520	59	110	43,368	68,030	51,328	49	53	94	11,858	5,981	10,548	16	22	9,555	7,053
100-199	25	68	45	3,000	8,866	5,760	19	65	18,136	59,714	47,492	19	38	45	11,330	11,064	9,190	9	17	9,181	3,760
200-399	22	44	36	5,475	11,434	9,375	21	44	43,640	103,235	89,215	22	25	34	8,025	11,690	12,219	10	23	2,551	6,554
400-799	35	51	(1)	19,400	26,729	(1)	35	49	171,118	248,690	(1)	35	37	(1)	28,375	50,725	(1)	25	(1)	19,144	(1)
800-1599	33	83	(1)	36,338	94,907	(1)	33	81	380,927	987,273	(1)	33	62	(1)	38,530	115,950	(1)	23	(1)	17,037	(1)
1600-3199	35	39	(1)	76,160	86,075	(1)	35	39	713,620	844,263	(1)	35	31	(1)	65,173	105,035	(1)	31	(1)	30,748	(1)
3200 and over	13	14	(1)	57,487	74,200	(1)	13	14	547,230	600,758	(1)	13	13	(1)	54,650	152,967	(1)	12	(1)	25,100	(1)
400-699	23	43	31	10,800	20,954	15,460	23	41	97,311	190,322	145,788	23	31	30	16,775	43,825	26,350	18	19	14,824	10,980
700-999	23	35	31	17,650	28,659	24,910	23	33	174,119	265,271	230,125	23	24	30	21,400	31,450	31,192	13	19	7,620	12,218
1000-2499	48	84	98	78,348	127,098	155,612	48	84	751,795	1,356,503	1,487,228	48	66	98	74,355	149,835	167,535	41	88	37,203	83,953
2500 and over	22	25	36	82,587	105,200	128,750	22	25	789,670	868,888	1,164,730	22	22	34	74,198	199,567	133,287	19	36	32,382	70,406
Mariposa																					
Total	275	237	198	14,246	11,591	9,044	265	222	105,457	82,838	71,825	260	179	166	16,167	11,811	15,931	61	36	5,529	4,148
None	------	------	-----	-------	-------	-------	-----	-----	---------	---------	40	1	-----	3	12	--------	229	-----	2	--------	180
Under 25	127	107	152	1,968	1,682	3,541	120	96	12,567	10,213	28,335	113	61	118	3,105	1,526	5,795	9	15	217	563
25-49	91	60		3,116	2,031		90	57	18,276	13,845		90	50		3,882	2,952		20		689	
50-99	38	48	30	2,210	2,842	1,698	36	47	12,252	17,165	13,560	38	46	29	3,691	2,730	2,677	21	10	1,933	300
100-199	13	14	11	1,524	1,561	1,245	13	14	9,430	12,680	9,600	13	14	11	1,869	1,921	1,830	7	5	411	580
200 and over	6	8	5	5,428	3,475	2,560	6	8	52,912	28,935	20,290	5	8	5	3,608	2,682	5,400	4	4	2,279	2,525
Mendocino																					
Total	1,339	1,437	1,341	135,036	131,626	99,708	1,202	1,346	1,473,010	1,098,364	918,576	1,127	1,116	1,258	187,841	162,182	130,633	305	414	98,700	53,091
None	------	------	-----	-------	-------	-------	26	4	12,033	1,427	1,239	16	5	7	602	115	225	15	3	3,427	112
Under 25	630	598	936	9,782	9,850	22,387	520	526	92,756	56,319	181,978	475	395	860	19,617	10,819	31,958	56	192	9,338	6,844
25-49	359	411		12,215	14,112		327	401	132,646	87,505		321	349		19,299	13,941		58		7,185	
50-99	167	223	249	9,857	13,591	15,416	153	214	77,879	93,654	122,279	145	199	242	11,319	14,385	18,400	49	101	4,195	5,008
100-199	56	72	69	8,985	8,284	8,594	54	71	45,524	48,991	79,445	46	56	65	7,413	6,271	12,344	23	43	3,847	6,100
200-399	35	56	31	9,489	14,517	7,515	32	55	80,196	115,931	73,895	32	40	30	12,861	16,936	10,187	25	23	6,256	5,008
400-799	54	49	(1)	29,145	25,985	(1)	52	47	324,363	256,380	(1)	54	45	(1)	37,055	33,765	(1)	43	(1)	15,307	(1)
800-1599	28	19	(1)	27,000	19,850	(1)	28	19	355,429	204,075	(1)	28	18	(1)	31,375	33,700	(1)	26	(1)	20,998	(1)
1600-3199	6	7	(1)	13,300	15,200	(1)	6	7	166,869	139,652	(1)	6	7	(1)	12,300	16,500	(1)	6	(1)	8,747	(1)
3200 and over	4	2	(1)	17,263	10,237	(1)	4	2	185,315	94,430	(1)	4	2	(1)	36,000	15,750	(1)	4	(1)	19,400	(1)

[1] Comparison with later censuses may be found in groups below beginning with 400-699.

COUNTY TABLE 1.—CHICKENS ON FARMS 1940, 1935, AND 1930; CHICKEN EGGS PRODUCED AND CHICKENS RAISED 1939, 1934, AND 1929; AND CHICKENS SOLD, 1939 AND 1929; CLASSIFIED BY NUMBER ON HAND—Continued

(Chickens on hand over 4 months old Apr. 1, 1940 and over 3 months old Jan. 1, 1935 and Apr. 1, 1930)

STATE OR COUNTY AND NUMBER OF CHICKENS ON HAND	CHICKENS ON HAND						CHICKEN EGGS PRODUCED					CHICKENS RAISED						CHICKENS SOLD			
	Farms reporting			Number			Farms reporting		Dozens			Farms reporting			Number			Farms reporting		Number	
	1940 (Apr. 1)	1935 (Jan. 1)	1930 (Apr. 1)	1940 (Apr. 1)	1935 (Jan. 1)	1930 (Apr. 1)	1939	1934	1939	1934	1929	1939	1934	1929	1939	1934	1929	1939	1929	1939	1929
CALIFORNIA—Con.																					
Mendocino—Con.																					
400-699	45	43	28	22,745	21,645	13,641	43	41	245,473	205,430	136,017	45	39	27	29,430	28,215	18,988	35	26	12,372	10,279
700-999	25	13	15	20,050	10,090	12,105	25	13	253,702	119,394	120,684	25	13	14	20,700	13,750	13,011	22	14	10,378	7,540
1000-2499	16	17	12	20,850	23,700	16,250	16	17	270,276	217,197	160,854	16	16	12	25,000	35,000	21,720	16	12	16,555	12,200
2500 and over	6	4	1	23,063	15,837	3,800	6	4	262,525	152,516	42,185	6	4	1	41,600	22,750	3,800	6	-----	25,147	-----
Merced																					
Total	2,486	3,294	2,954	234,391	268,120	250,782	2,293	3,042	2,283,317	2,259,184	2,258,759	2,025	2,612	2,865	331,828	326,603	431,734	456	840	141,745	159,168
None	-----	-----	-----	-----	-----	-----	6	2	1,360	360	4,730	25	4	13	20,713	141	6,155	10	8	20,049	6,115
Under 25	1,062	1,340	2,004	17,955	22,528	44,571	942	1,165	139,829	129,819	393,312	787	986	1,919	28,972	37,732	149,176	64	285	7,837	18,940
25-49	667	883		22,290	29,133		626	846	165,531	190,434		551	741		28,962	55,404		69		9,827	
50-99	334	524	437	20,120	31,473	27,084	317	499	163,062	220,578	214,066	280	442	427	25,805	38,631	41,805	78	185	6,000	13,104
100-199	165	250	226	20,279	30,292	28,195	154	240	181,574	266,374	236,991	139	190	221	32,576	32,242	39,558	67	130	16,519	17,451
200-399	103	154	144	26,610	38,844	36,882	94	151	246,790	358,275	322,112	89	120	142	30,958	36,594	43,353	53	102	14,468	22,749
400-799	105	86	(1)	55,185	43,500	(1)	105	82	591,729	408,591	(1)	104	76	(1)	58,829	51,189	(1)	74	(1)	24,483	(1)
800-1599	39	46	(1)	40,352	47,600	(1)	38	46	424,592	444,514	(1)	39	43	(1)	45,063	46,170	(1)	33	(1)	24,811	(1)
1600-3199	8	10	(1)	16,600	21,500	(1)	8	10	179,570	216,719	(1)	8	9	(1)	18,150	24,900	(1)				
3200 and over	3	1	(1)	15,000	3,250	(1)	3	1	189,280	23,520	(1)	3	1	(1)	41,800	3,600	(1)	8	(1)	17,751	(1)
400-699	90	77	69	44,420	37,150	34,110	90	73	479,475	334,611	326,826	89	67	69	46,111	44,429	56,157	62	62	19,297	28,624
700-999	29	23	44	22,440	17,650	34,928	29	23	264,295	173,840	337,804	29	21	44	24,918	16,730	44,690	23	40	9,981	23,219
1000-2499	32	39	27	42,277	49,800	35,212	31	39	426,121	480,473	344,868	32	38	27	50,013	47,600	39,840	30	28	37,767	28,966
2500 and over	4	4	3	18,000	11,250	9,800	4	4	215,280	104,420	78,050	4	3	3	42,800	17,100	11,000				
Modoc																					
Total	541	577	512	26,141	27,092	22,799	482	537	224,086	209,986	187,271	464	495	505	35,593	41,998	35,482	158	223	12,546	12,266
None	-----	-----	-----	-----	-----	-----	5	-----	2,820	-----	282	3	1	5	975	24	126	2	3	900	71
Under 25	214	223	355	3,909	4,160	9,718	176	198	29,534	31,637	78,234	162	176	343	5,888	7,344	16,743	29	120	1,644	5,212
25-49	167	185		6,107	6,879		148	175	52,883	50,280		149	164		8,504	9,496		50		2,976	
50-99	99	115	114	6,197	7,362	7,220	92	112	50,309	53,408	58,711	92	108	114	8,782	11,066	11,700	41	74	3,547	4,328
100-199	47	40	37	6,000	4,766	4,376	47	38	49,452	49,208	36,626	45	35	37	7,364	8,388	5,868	28	22	2,230	1,935
200 and over	14	14	6	3,928	3,925	1,485	14	14	39,098	25,453	13,418	13	11	6	4,080	5,680	1,045	8	4	1,249	720
Mono																					
Total	59	50	43	2,068	1,541	2,892	57	48	13,198	8,471	35,884	59	38	41	3,343	1,891	6,487	10	14	1,396	3,810
None	-----	-----	-----	-----	-----	-----	1	-----	30	-----	1,250	3	-----	2	89	-----	185	1	2	40	48
Under 25	28	26	36	379	370	717	26	24	2,212	1,599	5,774	25	17	32	341	267	2,192	-----	7	-----	1,002
25-49	17	18		539	648		16	18	4,245	3,289		17	15		1,088	384		5		751	
50-99	9	4	4	530	247	225	9	4	3,240	1,888	1,940	9	4	4	485	615	1,185	-----	2	-----	810
100 and over	5	2	3	620	276	1,950	5	2	3,471	1,695	26,920	5	2	3	1,340	625	2,925	4	3	605	1,950
Monterey																					
Total	1,022	1,230	1,143	172,651	188,150	239,321	930	1,175	1,522,446	1,421,778	2,208,652	806	710	1,122	240,635	195,397	346,878	239	335	139,037	171,188
None	-----	-----	-----	-----	-----	-----	10	-----	13,650	-----	2,392	10	-----	10	12,895	-----	7,662	3	8	9,540	5,928
Under 25	325	357	523	4,957	6,281	13,340	264	332	41,877	29,324	106,621	204	162	499	16,858	5,830	25,242	33	67	12,079	11,098
25-49	258	323		9,008	11,011		234	310	63,955	52,307		205	172		9,760	9,292		30		2,637	

50-99	205	252	258	12,500	15,000	15,838	193	242	94,505	80,375	134,420	192	157	255	11,800	10,762	20,614	36	51	3,335	4,678
100-199	85	132	160	10,256	15,673	19,023	84	127	68,180	94,339	162,119	74	90	157	22,297	20,425	26,039	29	55	12,906	8,078
200-399	57	79	82	14,788	20,640	20,665	54	78	103,930	157,014	186,295	50	55	81	37,310	14,237	32,067	32	52	31,342	12,040
400-799	39	39	(1)	21,004	20,685	(1)	39	38	176,748	153,243	(1)	38	32	(1)	27,940	24,671	(1)	28	(1)	11,317	(1)
800-1599	33	31	(1)	37,420	33,350	(1)	33	31	357,782	249,121	(1)	33	27	(1)	44,775	47,870	(1)	28	(1)	22,015	(1)
1600-3199	15	11	(1)	31,650	23,100	(1)	15	11	333,080	178,650	(1)	15	11	(1)	35,500	27,250	(1)	15	(1)	21,314	(1)
3200 and over	5	6	(1)	31,068	42,410	(1)	4	6	268,739	427,405	(1)	5	4	(1)	21,500	35,060	(1)	5	(1)	12,552	(1)
400-699	33	32	50	16,754	15,635	24,080	33	31	139,522	114,053	226,042	32	25	50	23,[illegible]	18,471	37,798	24	39	10,021	19,437
700-999	13	16	18	10,160	12,500	13,970	13	16	89,939	99,887	129,469	13	14	18	10,800	14,220	18,975	10	16	3,077	10,020
1000-2499	37	31	37	52,460	44,000	52,665	37	31	545,904	332,049	519,259	37	29	37	66,825	61,600	69,720	33	33	38,784	32,514
2500 and over	9	8	15	41,768	47,410	79,740	8	8	360,984	462,430	742,035	9	6	15	28,500	40,500	108,761	9	14	15,316	67,395
Napa																					
Total	1,070	954	1,093	252,723	176,481	231,923	991	880	2,487,859	1,299,696	2,114,488	847	681	1,067	356,291	200,726	344,377	357	384	211,793	145,582
None	------	------	-----	--------	--------	--------	20	1	72,903	20	4,424	27	2	10	6,948	85	3,056	20	5	8,526	2,725
Under 25	374	323	561	5,846	5,351	14,721	322	289	55,298	36,278	122,516	237	205	528	65,149	3,582	22,606	32	88	57,195	5,410
25-49	189	210		6,398	7,141		172	197	48,636	44,395		144	155		7,342	6,149		26		2,204	
50-99	128	176	190	7,799	10,515	11,795	117	165	57,576	69,327	103,581	108	147	189	21,615	9,887	42,447	42	63	16,606	29,443
100-199	108	70	97	13,033	8,591	11,864	96	62	87,222	50,886	110,579	91	56	97	12,817	12,822	17,397	45	49	4,728	6,362
200-399	83	56	66	20,859	14,702	17,817	81	51	168,593	90,622	159,542	68	37	65	29,186	15,961	23,526	47	38	13,041	10,000
400-799	88	56	(1)	48,985	29,335	(1)	84	55	476,770	228,659	(1)	80	29	(1)	51,094	29,350	(1)	69	(1)	28,375	(1)
800-1599	68	45	(1)	70,628	48,346	(1)	67	44	689,899	400,714	(1)	64	37	(1)	82,440	55,740	(1)	48	(1)	38,010	(1)
1600-3199	29	15	(1)	65,350	32,875	(1)	29	14	668,488	266,246	(1)	25	11	(1)	64,700	45,600	(1)	25	(1)	31,294	(1)
3200 and over	3	3	(1)	13,825	19,625	(1)	3	2	162,474	112,549	(1)	3	2	(1)	15,000	21,550	(1)	3	(1)	11,814	(1)
400-699	66	48	70	33,285	23,665	36,659	63	47	328,543	181,501	349,474	60	23	69	36,644	23,200	48,000	52	54	21,164	22,116
700-999	48	22	41	37,775	17,170	33,399	47	22	385,363	140,972	315,072	43	17	41	44,928	19,550	40,667	36	33	23,221	20,431
1000-2499	56	41	61	74,653	55,621	84,423	55	40	737,760	458,596	749,946	53	32	61	77,962	66,440	118,103	41	50	32,650	41,269
2500 and over	18	8	7	53,075	33,725	21,245	18	6	545,965	227,099	199,354	16	7	7	53,700	43,050	28,575	16	4	32,458	7,826
Nevada																					
Total	350	402	399	30,415	25,325	28,549	329	376	215,201	212,423	258,641	307	319	386	64,217	38,115	40,033	111	175	40,488	19,865
None	------	------	-----	--------	--------	--------	4	3	1,206	565	2,599	7	3	8	3,440	248	260	5	5	2,811	153
Under 25	155	165	265	2,205	2,380	6,807	137	148	14,613	18,419	58,967	120	104	245	8,452	3,557	8,885	15	73	4,866	2,787
25-49	92	111		3,074	3,702		90	102	19,415	25,206		84	98		10,497	5,629		26		6,545	
50-99	49	77	81	2,994	4,833	5,124	45	75	16,403	32,634	43,252	43	69	80	3,984	6,427	8,241	23	52	1,655	3,622
100-199	28	25	29	3,658	3,185	3,612	27	24	19,954	21,489	30,553	27	23	29	6,619	4,154	4,188	19	21	3,768	1,619
200-399	10	13	11	2,684	3,540	2,956	10	13	10,922	32,166	26,641	10	11	11	4,100	3,700	4,972	9	11	2,232	3,435
400-799	10	7	(1)	5,525	3,385	(1)	10	7	47,653	32,205	(1)	10	7	(1)	7,825	7,300	(1)	8	(1)	2,511	(1)
800-1599	3	4	(1)	3,275	4,300	(1)	3	4	35,155	49,739	(1)	3	4	(1)	2,300	7,100	(1)	3	(1)	2,000	(1)
1600 and over	3	------	(1)	7,000	--------	(1)	3	-----	49,880	---------	(1)	3	-----	(1)	17,000	--------	(1)	3	(1)	14,100	(1)
400-699	8	7	7	4,050	3,385	3,250	8	7	40,097	32,205	29,200	8	7	7	6,125	7,300	3,537	8	7	2,511	2,249
700-999	3	1	3	2,375	900	2,500	3	1	19,786	13,500	24,269	3	1	3	2,400	3,500	3,650	1	3	700	2,200
1000 and over	5	3	3	9,375	3,400	4,300	5	3	72,805	36,239	43,160	5	3	3	18,600	3,600	6,300	5	3	15,400	3,800
Orange																					
Total	1,107	1,978	2,052	254,652	160,449	313,294	1,027	1,822	2,363,824	1,265,059	2,798,405	965	1,191	2,003	607,486	189,257	625,258	421	766	415,293	406,057
None	------	------	-----	--------	--------	--------	18	3	3,956	46,615	13,189	31	10	25	36,746	20,769	119,087	16	18	34,229	119,686
Under 25	371	1,037	1,270	5,320	14,825	27,690	309	943	41,420	72,219	275,418	270	502	1,212	43,324	14,952	56,799	35	244	35,789	25,348
25-49	216	457		7,253	14,657		197	420	47,282	73,870		179	307		23,254	12,827		47		16,145	
50-99	164	255	298	10,269	14,741	18,408	157	237	88,970	77,582	155,567	145	194	295	17,902	14,417	26,272	62	122	8,324	10,045
100-199	95	87	138	12,377	10,278	17,289	91	82	97,272	72,351	152,630	86	67	137	37,747	10,280	24,211	52	90	29,082	9,426
200-399	102	57	124	26,395	14,408	33,971	98	55	258,176	107,730	296,386	96	41	119	103,833	13,427	136,145	81	97	76,037	106,238
400-799	63	43	(1)	33,573	23,485	(1)	62	41	329,490	207,726	(1)	62	32	(1)	43,785	26,215	(1)	47	(1)	24,770	(1)
800-1599	68	25	(1)	72,165	26,105	(1)	67	24	665,125	230,163	(1)	68	23	(1)	141,465	27,250	(1)	56	(1)	87,884	(1)
1600-3199	17	15	(1)	37,200	33,450	(1)	17	15	343,972	282,643	(1)	17	14	(1)	103,330	46,120	(1)	16	(1)	83,863	(1)
3200 and over	11	2	(1)	50,100	8,500	(1)	11	2	488,161	94,160	(1)	11	1	(1)	56,100	3,000	(1)	9	(1)	19,170	(1)
400-699	51	33	99	24,960	16,385	48,958	50	31	246,156	137,276	451,799	50	24	96	32,735	18,015	72,260	40	80	18,995	36,417
700-999	35	22	45	27,778	17,140	35,825	34	22	253,843	167,048	324,284	35	19	43	88,490	17,350	46,349	26	39	66,825	22,217
1000-2499	56	22	68	74,100	32,965	95,353	56	21	715,493	276,408	811,232	56	21	66	136,955	40,000	108,735	48	66	91,316	63,280
2500 and over	17	8	10	66,200	25,050	35,800	17	8	611,256	233,960	317,900	17	6	10	86,500	27,220	35,400	14	10	38,551	13,400

[1] Comparison with later censuses may be found in groups below beginning with 400-699.

COUNTY TABLE 1.—CHICKENS ON FARMS 1940, 1935, AND 1930; CHICKEN EGGS PRODUCED AND CHICKENS RAISED 1939, 1934, AND 1929; AND CHICKENS SOLD, 1939 AND 1929; CLASSIFIED BY NUMBER ON HAND—Continued

(Chickens on hand over 4 months old Apr. 1, 1940 and over 3 months old Jan. 1, 1935 and Apr. 1, 1930)

STATE OR COUNTY AND NUMBER OF CHICKENS ON HAND	CHICKENS ON HAND						CHICKEN EGGS PRODUCED					CHICKENS RAISED						CHICKENS SOLD			
	Farms reporting			Number			Farms reporting		Dozens			Farms reporting			Number			Farms reporting		Number	
	1940 (Apr.1)	1935 (Jan.1)	1930 (Apr.1)	1940 (Apr. 1)	1935 (Jan. 1)	1930 (Apr. 1)	1939	1934	1939	1934	1929	1939	1934	1929	1939	1934	1929	1939	1929	1939	1929
CALIFORNIA—Con.																					
Placer																					
Total	1,014	1,145	1,027	79,496	100,182	101,939	937	1,049	676,749	631,929	916,927	841	797	1,011	171,726	119,594	157,452	216	302	103,453	71,029
None	———	———	———	———	———	———	8	2	10,627	665	11,581	11	2	12	8,388	924	10,223	8	6	6,400	3,534
Under 25	454	452	688	7,019	7,147	16,099	405	383	45,015	22,351	135,659	334	261	663	23,705	10,166	28,419	36	102	15,307	6,250
25-49	256	298		8,433	10,009		235	287	50,093	34,876		221	227		13,761	11,339		38		3,758	
50-99	141	206	156	8,422	12,267	9,607	135	192	55,852	41,207	86,947	126	152	155	35,297	13,358	15,245	32	66	24,404	4,490
100-199	86	76	77	10,377	9,544	9,500	78	74	61,388	41,244	88,042	74	66	76	14,520	13,023	13,038	41	46	6,896	8,262
200-399	30	52	47	7,760	13,671	11,994	29	51	71,887	84,333	108,613	28	37	46	18,365	14,822	19,445	19	30	10,696	8,207
400-799	30	37	(1)	16,335	18,570	(1)	30	36	184,363	157,650	(1)	30	29	(1)	29,590	25,115	(1)	26	(1)	18,882	(1)
800-1599	13	21	(1)	13,300	23,174	(1)	13	21	125,936	196,630	(1)	13	20	(1)	20,900	26,447	(1)	13	(1)	13,810	(1)
1600 and over	4	3	(1)	7,850	5,800	(1)	4	3	71,588	52,973	(1)	4	3	(1)	7,200	4,400	(1)	3	(1)	3,300	(1)
400-699	23	33	24	11,360	15,677	13,167	23	32	126,923	143,623	115,505	23	26	24	17,915	19,793	18,090	20	19	11,707	9,683
700-999	11	9	17	8,275	7,067	13,622	11	9	89,627	41,227	136,040	11	7	17	14,675	7,569	16,666	10	16	9,775	9,914
1000 and over	13	19	18	17,850	24,800	27,950	13	19	165,337	222,403	234,540	13	19	18	25,100	28,600	36,326	12	17	14,510	20,689
Plumas																					
Total	125	149	138	5,053	6,622	6,368	119	148	32,277	58,968	56,775	117	139	143	8,306	11,299	11,978	35	71	3,541	5,035
None	———	———	———	———	———	———	1	———	100	———	2,005	2	1	8	49	200	718	———	5	———	357
Under 25	54	48	94	945	911	2,455	48	47	5,914	8,395	21,757	47	41	92	1,460	1,285	4,888	6	35	1,293	1,790
25-49	46	56		1,706	1,985		45	56	11,105	18,982		44	53		2,565	3,849		16		633	
50-99	19	33	34	1,069	2,072	2,179	19	33	8,818	17,127	17,598	18	32	33	1,942	3,479	3,872	7	25	534	1,918
100 and over	6	12	10	1,333	1,654	1,734	6	12	6,340	14,464	15,415	6	12	10	2,290	2,486	2,500	6	6	1,081	970
Riverside																					
Total	2,403	3,196	2,369	387,939	417,366	490,251	2,122	2,993	3,664,519	3,562,149	4,364,831	1,962	2,071	2,141	802,332	492,591	730,930	933	1,163	544,628	420,061
None	———	———	———	———	———	———	42	7	62,875	9,525	69,712	85	22	37	124,457	13,973	22,706	55	39	117,908	24,198
Under 25	888	1,156	1,246	12,984	16,713	27,048	691	1,062	124,692	94,108	210,644	580	543	1,016	92,908	28,157	69,791	154	336	78,497	33,743
25-49	538	695		17,857	22,961		477	653	143,142	144,116		420	498		39,574	36,721		142		20,342	
50-99	350	506	345	21,368	30,887	21,585	311	469	137,508	217,096	172,177	301	351	337	54,691	36,182	37,912	132	201	36,733	19,416
100-199	175	316	214	22,080	40,883	27,479	160	290	161,949	352,451	237,452	144	243	208	44,053	47,184	43,170	109	136	37,057	20,031
200-399	157	233	203	41,359	59,984	54,061	149	226	303,959	494,540	478,883	137	179	194	58,055	63,956	96,991	104	151	34,473	49,600
400-799	162	168	(1)	88,962	88,994	(1)	159	164	844,038	824,995	(1)	162	120	(1)	127,421	85,218	(1)	127	(1)	74,172	(1)
800-1599	101	101	(1)	108,739	106,055	(1)	101	101	1,122,318	991,865	(1)	101	95	(1)	120,621	124,805	(1)	83	(1)	61,365	(1)
1600 and over	32	21	(1)	74,590	50,889	(1)	32	21	764,038	433,453	(1)	32	20	(1)	140,552	56,395	(1)	27	(1)	84,081	(1)
400-699	128	141	166	64,523	69,489	83,442	127	137	603,552	620,915	734,753	128	100	158	95,670	69,040	112,372	103	128	56,363	56,281
700-999	70	75	81	54,390	60,319	64,679	68	75	551,747	609,608	567,745	70	65	79	67,102	73,663	90,502	53	73	38,198	52,743
1000-2499	90	68	101	127,878	94,880	138,357	90	68	1,336,171	852,290	1,277,787	90	65	99	146,322	108,515	174,086	74	87	79,191	100,584
2500 and over	7	6	13	25,500	21,250	73,600	7	6	238,924	167,500	615,678	7	5	13	79,500	15,200	83,400	7	12	45,866	63,465
Sacramento																					
Total	2,147	2,756	2,470	497,072	524,630	595,581	1,985	2,549	5,843,005	4,889,016	5,658,456	1,758	1,905	2,389	798,325	753,259	960,114	742	1,093	487,982	477,217
None	———	———	———	———	———	———	35	1	166,008	400	48,335	55	7	15	63,507	3,037	9,700	45	15	71,304	11,439
Under 25	735	813	1,146	10,885	13,485	28,455	630	722	81,653	72,805	227,025	468	428	1,071	27,175	17,855	55,348	73	225	24,068	20,467
25-49	470	575		15,730	19,440		430	525	118,721	106,073		378	404		26,070	27,150		78		17,674	
50-99	298	475	416	17,815	28,367	25,786	271	448	117,361	182,993	218,646	253	354	409	26,353	33,958	39,920	75	151	9,920	13,259

100-199	163	302	278	20,164	36,707	33,925	154	286	131,689	293,534	287,413	146	219	275	39,299	35,070	46,537	80	174	22,453	24,463
200-399	156	204	199	41,341	51,792	51,222	149	193	476,400	465,774	462,370	138	151	196	91,468	58,044	101,809	117	140	64,859	52,330
400-799	138	198	(1)	75,371	103,489	(1)	133	188	762,342	1,009,369	(1)	136	162	(1)	121,678	154,769	(1)	109	(1)	66,842	(1)
800-1599	121	140	(1)	133,551	152,075	(1)	117	138	1,626,268	1,593,806	(1)	118	134	(1)	180,522	241,896	(1)	102	(1)	91,945	(1)
1600-3199	55	43	(1)	117,592	92,175	(1)	55	42	1,563,293	878,435	(1)	55	40	(1)	134,204	144,980	(1)	53	(1)	74,255	(1)
3200 and over	11	6	(1)	64,623	27,100	(1)	11	6	799,270	285,827	(1)	11	6	(1)	88,049	36,500	(1)	10	(1)	44,662	(1)
400-699	111	172	154	56,171	84,989	76,377	108	162	530,079	840,205	725,633	110	143	150	88,104	135,421	135,856	84	130	48,827	65,226
700-999	66	71	118	52,852	56,935	94,437	61	71	540,223	621,429	939,947	63	64	116	89,266	75,091	177,515	60	111	49,998	85,286
1000-2499	124	125	141	181,732	169,826	200,052	123	122	2,411,521	1,676,342	2,068,518	123	117	140	217,134	285,533	272,949	108	131	109,526	151,522
2500 and over	24	19	18	100,382	63,089	85,327	24	19	1,269,350	629,461	680,569	24	18	17	129,349	84,100	120,480	22	16	69,353	53,225
San Benito																					
Total	471	665	537	65,708	80,665	97,661	429	637	613,642	695,170	861,204	369	448	538	84,567	86,215	126,975	117	145	45,687	52,830
None	-----	-----	-----	-------	-------	-------	5	-----	9,016	---------	1,750	6	-----	3	1,835	--------	465	3	2	809	135
Under 25	166	313	310	2,752	5,112	7,724	135	294	18,927	25,281	58,323	106	181	310	8,846	4,506	10,958	9	31	4,951	2,397
25-49	114	141		3,931	5,219		102	138	28,291	25,104		90	90		5,100	3,706		15		1,927	
50-99	90	78	76	5,322	4,923	4,902	86	76	33,903	30,918	37,441	74	61	76	6,331	4,230	5,371	24	21	2,277	1,120
100-199	29	55	48	3,629	6,746	6,030	29	51	35,034	38,425	44,722	24	47	47	3,254	5,054	7,970	14	21	1,473	2,798
200-399	28	31	39	6,907	7,325	10,539	28	31	68,718	45,740	82,191	28	25	38	8,595	5,689	14,346	15	21	3,160	3,999
400-799	22	18	(1)	12,417	9,490	(1)	22	18	112,715	78,925	(1)	19	16	(1)	14,406	16,830	(1)	18	(1)	6,533	(1)
800-1599	14	20	(1)	13,700	21,650	(1)	14	20	125,318	217,807	(1)	14	19	(1)	17,550	24,100	(1)	11	(1)	10,725	(1)
1600 and over	8	9	(1)	17,050	20,200	(1)	8	9	181,720	232,970	(1)	8	9	(1)	18,650	22,100	(1)	8	(1)	13,832	(1)
400-699	19	16	20	10,247	8,040	9,915	19	16	93,615	63,085	82,389	16	14	20	12,706	15,580	11,800	16	15	6,233	3,745
700-999	9	9	14	7,270	7,300	11,076	9	9	62,872	70,240	94,155	9	9	14	6,100	7,050	14,065	8	11	2,750	6,200
1000 and over	16	22	30	25,650	36,000	47,475	16	22	263,266	396,377	460,233	16	21	30	31,800	40,400	62,000	13	23	22,107	32,436
San Bernardino																					
Total	2,334	2,777	2,733	882,458	757,180	1,015,868	2,143	2,609	9,124,042	6,963,589	9,596,577	2,009	2,131	2,494	1,739,455	995,958	1,627,617	1,318	1,574	1,203,082	946,485
None	-----	-----	-----	-------	-------	-------	37	23	145,265	57,892	342,292	87	28	58	326,619	42,291	68,254	85	67	306,200	92,365
Under 25	618	822	1,130	8,961	12,720	25,105	497	748	101,313	107,596	249,006	418	542	871	46,567	25,420	95,968	114	309	35,900	63,684
25-49	390	466		12,890	15,573		354	432	135,378	128,184		322	352		78,886	25,640		151		66,705	
50-99	223	307	304	13,807	18,478	18,653	206	284	111,855	158,634	167,932	180	233	292	29,490	32,792	62,253	103	151	17,695	44,739
100-199	205	309	214	26,243	39,695	27,904	189	275	230,412	344,654	292,038	162	231	211	64,193	54,943	59,356	126	147	48,473	35,046
200-399	222	268	287	61,488	70,261	78,388	204	260	660,705	716,479	822,223	193	213	280	120,712	95,020	147,924	167	212	77,591	77,802
400-799	297	317	(1)	161,981	170,595	(1)	283	306	1,572,275	1,636,399	(1)	278	279	(1)	280,580	212,239	(1)	242	(1)	160,350	(1)
800-1599	255	219	(1)	268,592	229,814	(1)	250	215	2,797,862	2,175,053	(1)	245	190	(1)	345,428	251,013	(1)	219	(1)	183,385	(1)
1600-3199	106	52	(1)	219,266	109,144	(1)	105	52	2,138,313	985,449	(1)	106	48	(1)	327,683	128,000	(1)	94	(1)	225,386	(1)
3200 and over	18	17	(1)	109,230	90,900	(1)	18	14	1,230,664	653,229	(1)	18	15	(1)	119,297	128,600	(1)	17	(1)	81,397	(1)
400-699	238	260	290	119,862	129,903	150,604	226	250	1,136,262	1,242,467	1,302,376	220	224	282	214,270	160,146	226,498	193	236	128,532	115,956
700-999	158	147	194	125,136	116,012	155,378	156	143	1,313,679	1,086,729	1,426,578	154	132	193	190,575	139,346	222,150	132	171	96,300	124,893
1000-2499	238	166	278	338,419	223,538	369,591	232	165	3,298,985	2,095,685	3,510,814	231	146	272	482,105	239,910	550,083	210	249	311,887	274,262
2500 and over	42	32	36	175,652	131,000	190,245	42	29	1,990,188	1,025,249	1,483,318	42	30	35	186,038	180,450	215,131	37	32	113,799	117,738
San Diego																					
Total	2,663	2,919	2,282	410,341	494,857	577,621	2,444	2,781	3,919,702	4,356,505	5,483,016	2,339	2,194	2,216	908,086	710,600	938,941	932	1,284	663,336	551,434
None	-----	-----	-----	-------	-------	-------	54	18	55,597	37,301	40,711	81	28	25	222,862	12,418	7,046	59	27	229,495	12,328
Under 25	1,172	1,041	1,084	15,900	15,365	23,796	997	981	132,845	111,802	245,928	915	619	1,018	64,872	23,172	62,809	140	318	37,514	35,974
25-49	496	579		16,282	18,800		441	539	130,962	155,497		428	424		33,298	30,540		111		12,894	
50-99	296	412	323	18,593	24,910	20,488	278	392	145,557	209,772	171,264	264	342	315	36,466	42,322	42,307	129	200	35,268	25,026
100-199	238	300	232	30,451	39,072	29,971	226	286	270,283	321,758	245,800	211	251	230	79,047	53,486	62,299	150	171	56,018	39,318
200-399	160	211	185	40,507	54,119	48,993	153	196	357,581	450,419	437,358	146	188	179	72,311	73,691	90,965	108	155	41,296	60,504
400-799	178	211	(1)	96,134	113,394	(1)	172	207	898,442	1,028,596	(1)	172	192	(1)	159,441	167,228	(1)	137	(1)	104,704	(1)
800-1599	89	133	(1)	93,408	141,197	(1)	89	131	905,116	1,281,714	(1)	88	120	(1)	136,191	179,993	(1)	72	(1)	94,477	(1)
1600-3199	26	24	(1)	52,289	50,400	(1)	26	23	503,384	462,188	(1)	26	22	(1)	62,098	67,750	(1)	20	(1)	34,670	(1)
3200 and over	8	8	(1)	46,777	37,600	(1)	8	8	519,935	297,458	(1)	8	8	(1)	41,500	60,000	(1)	6	(1)	17,000	(1)
400-699	147	171	203	73,844	84,864	104,328	141	167	696,094	745,069	1,034,719	141	153	198	126,915	121,466	180,033	114	183	90,097	109,486
700-999	59	85	111	45,720	66,302	89,548	59	85	420,425	625,069	799,158	59	80	111	60,441	95,975	143,013	43	98	29,356	79,696
1000-2499	81	107	121	105,053	140,625	163,652	81	104	1,020,299	1,257,610	1,621,557	80	96	117	156,162	178,830	230,229	67	109	105,593	122,490
2500 and over	14	13	23	63,991	50,800	96,845	14	13	690,059	442,208	886,521	14	13	23	55,712	78,700	120,240	11	23	25,805	66,612

[1] Comparison with later censuses may be found in groups below beginning with 400-699.

COUNTY TABLE 1.—CHICKENS ON FARMS 1940, 1935, AND 1930; CHICKEN EGGS PRODUCED AND CHICKENS RAISED 1939, 1934, AND 1929; AND CHICKENS SOLD, 1939 AND 1929; CLASSIFIED BY NUMBER ON HAND—Continued

(Chickens on hand over 4 months old Apr. 1, 1940 and over 3 months old Jan. 1, 1935 and Apr. 1, 1930)

STATE OR COUNTY AND NUMBER OF CHICKENS ON HAND	CHICKENS ON HAND						CHICKEN EGGS PRODUCED					CHICKENS RAISED						CHICKENS SOLD			
	Farms reporting			Number			Farms reporting		Dozens			Farms reporting			Number			Farms reporting		Number	
	1940 (Apr.1)	1935 (Jan.1)	1930 (Apr.1)	1940 (Apr. 1)	1935 (Jan. 1)	1930 (Apr. 1)	1939	1934	1939	1934	1929	1939	1934	1929	1939	1934	1929	1939	1929	1939	1929
CALIFORNIA—Con.																					
San Francisco																					
Total	5	52	23	2,550	8,262	4,213	6	51	15,405	63,965	38,324	6	51	22	16,050	48,615	24,870	5	5	11,548	15,921
None	------	------	-----	--------	--------	--------	1	-----	100	--------	--------	1	-----	-----	12,000	--------	--------	1	-----	7,500	--------
Under 25	------	25	18	--------	332	335	-----	24	--------	4,480	2,882	-----	24	17	--------	1,535	470	-----	-----	--------	--------
25-49	------	14		--------	453		-----	14	--------	5,835		-----	14		--------	2,085		-----	-----	--------	--------
50-99	------	7	-----	--------	470	--------	-----	7	--------	5,800	--------	-----	7	-----	--------	1,900	--------	-----	-----	--------	--------
100-199	------	3	-----	--------	332	--------	-----	3	--------	9,850	--------	-----	3	-----	--------	895	--------	-----	-----	--------	--------
200 and over	5	3	5	2,550	6,675	3,878	5	3	15,305	38,000	35,442	5	3	5	4,050	42,200	24,400	4	5	4,048	15,921
San Joaquin																					
Total	3,439	4,346	3,851	358,224	412,173	370,766	3,263	3,948	3,422,200	3,130,085	3,214,773	2,886	3,024	3,708	505,061	451,183	532,127	791	1,117	262,629	220,492
None	------	------	-----	--------	--------	--------	27	4	93,127	3,010	13,867	26	4	21	40,882	1,071	4,323	25	15	40,750	5,708
Under 25	1,299	1,457	2,374	21,233	24,727	55,946	1,176	1,242	147,820	126,472	362,944	978	822	2,229	39,310	32,960	91,638	90	347	18,666	17,792
25-49	890	1,185		30,572	39,423		860	1,087	204,576	198,462		752	837		41,313	44,234		108		8,706	
50-99	534	793	679	32,612	47,870	42,402	509	749	207,891	281,221	277,773	472	621	667	47,856	45,795	57,820	125	237	18,202	18,546
100-199	264	426	362	33,399	51,109	44,964	252	399	264,497	343,989	356,377	242	349	358	45,447	49,216	60,258	127	183	21,842	22,899
200-399	219	244	220	55,043	62,598	56,055	210	233	501,901	494,992	508,842	192	186	218	62,704	63,892	83,446	122	152	29,089	38,413
400-799	152	165	(1)	81,210	86,019	(1)	149	158	920,003	697,052	(1)	143	139	(1)	111,582	90,640	(1)	125	(1)	62,621	(1)
800-1599	66	57	(1)	66,169	58,500	(1)	66	57	704,499	566,608	(1)	66	48	(1)	71,255	71,670	(1)	57	(1)	43,805	(1)
1600 and over	15	19	(1)	37,986	41,927	(1)	14	19	377,886	418,279	(1)	15	18	(1)	44,712	51,705	(1)	12	(1)	18,948	(1)
400-699	129	145	114	64,860	71,735	57,642	126	138	731,552	563,033	565,083	120	125	113	90,519	76,640	85,126	107	91	50,876	42,772
700-999	52	40	52	40,510	30,634	40,197	52	40	417,451	294,559	392,148	52	30	52	47,543	30,380	59,352	41	47	23,802	32,008
1000-2499	44	50	46	56,222	65,721	60,718	43	50	612,786	635,209	617,056	44	45	46	59,787	88,795	74,764	40	43	37,483	39,743
2500 and over	8	6	4	23,773	18,356	12,842	8	6	240,599	189,138	120,683	8	5	4	29,700	18,200	15,400	6	2	13,213	2,611
San Luis Obispo																					
Total	1,360	1,495	1,476	149,834	237,580	275,771	1,269	1,393	1,370,519	1,584,003	2,248,591	1,084	1,018	1,467	233,026	338,638	454,224	344	476	139,511	181,429
None	------	------	-----	--------	--------	--------	11	1	13,676	39,300	430	16	4	7	6,792	8,545	3,089	11	5	6,732	2,993
Under 25	412	426	742	6,204	7,001	18,860	357	377	50,593	24,184	152,900	264	177	731	9,828	6,452	37,557	33	121	3,517	12,433
25-49	365	349		12,715	12,361		348	322	75,945	76,398		301	252		13,769	12,420		46		2,554	
50-99	263	324	363	16,233	20,178	22,824	250	309	97,947	117,241	182,572	219	247	358	19,748	16,325	29,372	67	112	8,188	6,106
100-199	146	193	160	17,726	23,312	19,447	137	188	127,101	154,135	150,907	124	159	160	25,495	20,911	23,540	59	76	14,875	8,077
200-399	85	97	100	21,599	23,785	26,435	80	93	186,460	146,517	218,443	75	80	100	33,177	24,370	35,990	50	70	20,500	14,252
400-799	54	57	(1)	27,276	28,878	(1)	52	55	277,488	195,022	(1)	51	54	(1)	48,652	40,290	(1)	49	(1)	36,445	(1)
800-1599	26	35	(1)	27,875	36,793	(1)	25	34	255,777	260,606	(1)	25	31	(1)	50,015	61,825	(1)	21	(1)	30,855	(1)
1600 and over	9	14	(1)	20,206	85,272	(1)	9	14	285,532	570,600	(1)	9	14	(1)	25,550	147,500	(1)	8	(1)	15,845	(1)
400-699	46	51	43	21,441	24,548	21,079	46	49	232,558	168,762	199,464	43	48	43	40,152	31,910	63,986	42	36	32,721	32,804
700-999	17	20	9	13,260	15,984	7,300	15	19	109,436	109,325	68,103	17	19	9	20,500	35,105	10,457	15	7	11,354	4,647
1000-2499	22	30	47	29,856	43,639	72,426	21	30	323,703	280,581	597,940	21	27	47	55,565	59,400	115,933	18	38	34,770	37,539
2500 and over	4	5	12	10,800	66,772	87,400	4	5	153,100	467,560	677,832	4	5	12	8,000	123,200	134,300	3	11	4,300	62,578
San Mateo																					
Total	388	437	493	65,117	50,253	97,831	372	427	709,121	342,187	920,685	354	387	476	99,176	63,406	150,021	95	139	52,059	64,914
None	------	------	-----	--------	--------	--------	5	-----	346	--------	3,150	5	-----	4	233	--------	804	-----	1	--------	900
Under 25	120	146	250	1,873	2,368	5,733	107	143	27,287	15,118	40,252	96	133	237	5,172	2,669	9,547	8	23	2,160	1,747
25-49	118	121		4,010	4,142		115	120	18,640	28,850		113	110		7,002	5,473		13		572	

50-99	58	73	88	3,528	4,362	5,129	56	70	20,366	32,194	40,670	54	64	86	4,378	5,759	6,413	14	14	1,091	1,116
100-199	23	40	41	2,805	4,529	5,010	21	39	23,857	28,785	42,489	22	33	39	6,811	5,735	6,365	7	13	3,670	1,105
200-399	21	25	32	5,150	6,227	8,734	20	23	84,236	38,990	79,103	19	19	31	12,490	7,090	23,912	12	18	6,055	16,947
400-799	25	18	(1)	14,301	9,925	(1)	25	18	175,123	73,050	(1)	22	16	(1)	21,765	14,780	(1)	19	(1)	14,759	(1)
800-1599	16	12	(1)	16,450	13,700	(1)	16	12	173,454	88,200	(1)	16	10	(1)	20,225	19,000	(1)	15	(1)	9,552	(1)
1600 and over	7	2	(1)	17,000	5,000	(1)	7	2	185,812	37,000	(1)	7	2	(1)	21,100	2,900	(1)	7	(1)	14,100	(1)
400-699	19	12	35	9,925	5,700	18,075	19	12	117,293	39,950	172,024	16	11	34	13,390	7,550	23,355	13	28	8,368	13,620
700-999	14	8	18	11,126	5,925	14,300	14	8	140,830	42,900	141,289	14	7	16	15,550	9,630	15,300	13	16	9,661	7,551
1000-2499	12	11	27	17,400	14,000	35,850	12	11	175,554	94,400	347,506	12	9	27	23,250	18,500	59,225	12	24	12,782	19,050
2500 and over	3	1	2	9,300	3,000	5,000	3	1	100,712	21,000	54,202	3	1	2	10,900	1,000	5,100	3	2	7,700	2,878
Santa Barbara																					
Total	596	913	936	83,136	97,031	88,676	567	817	758,652	696,668	774,770	524	534	930	139,123	122,789	104,691	143	236	89,676	49,734
None	-----	-----	-----	-------	-------	-------	4	-----	195	-------	380	4	1	3	3,543	100	249	2	1	3,400	50
Under 25	190	333	573	3,124	5,502	14,189	178	298	21,601	17,635	112,243	153	132	566	4,740	6,422	21,374	16	90	683	4,308
25-49	185	271		6,421	9,423		175	249	41,349	34,018		168	160		7,529	7,747		22		562	
50-99	118	185	207	7,020	10,924	12,430	112	157	43,060	54,536	112,972	101	140	207	6,636	10,491	15,591	29	55	1,098	4,372
100-199	44	68	82	5,412	7,819	9,702	41	59	37,209	35,274	89,047	41	54	81	13,650	7,601	14,102	27	40	10,802	10,304
200-399	23	24	42	5,943	5,895	10,471	21	23	39,737	45,303	98,368	21	19	42	8,977	5,205	13,105	14	23	5,781	6,035
400-799	18	17	(1)	9,876	8,660	(1)	18	17	103,278	81,974	(1)	18	15	(1)	15,330	9,673	(1)	15	(1)	6,933	(1)
800-1599	12	9	(1)	13,355	10,482	(1)	12	8	139,574	91,443	(1)	12	7	(1)	19,874	14,300	(1)	12	(1)	12,789	(1)
1600 and over	6	6	(1)	31,985	38,326	(1)	6	6	332,649	336,485	(1)	6	6	(1)	58,844	61,250	(1)	6	(1)	47,628	(1)
400-699	16	15	13	8,426	7,250	6,415	16	15	86,798	67,589	56,717	16	13	12	13,380	7,350	9,950	13	10	5,462	4,562
700-999	4	2	8	3,100	1,410	6,250	4	2	28,140	14,385	58,892	4	2	8	4,150	2,323	6,950	4	6	3,471	3,800
1000-2499	12	13	8	15,502	18,808	11,700	12	12	152,395	144,433	111,675	12	11	8	21,674	33,700	14,370	12	8	13,789	8,513
2500 and over	4	2	3	28,188	30,000	17,519	4	2	308,168	283,495	134,476	4	2	3	54,844	41,850	9,000	4	3	44,628	7,790
Santa Clara																					
Total	2,254	3,440	3,040	308,087	353,660	377,417	2,132	3,315	2,712,382	2,697,904	3,511,635	1,965	2,435	2,972	562,932	563,581	584,695	418	662	346,904	298,746
None	-----	-----	-----	-------	-------	-------	23	3	32,840	3,231	175,314	56	6	18	126,452	5,525	48,138	24	13	124,887	65,000
Under 25	1,089	1,865	2,113	16,600	28,528	46,285	988	1,777	110,466	157,950	346,893	852	1,186	2,042	38,060	32,976	64,451	43	157	20,460	7,237
25-49	518	722		16,648	23,697		493	705	107,891	114,840		459	552		19,837	23,577		45		3,460	
50-99	244	311	363	14,252	18,526	21,626	241	301	102,651	100,006	155,659	217	240	362	18,885	16,720	26,241	37	91	5,122	5,268
100-199	92	171	139	11,366	20,211	17,348	86	167	94,782	142,182	155,767	81	123	137	19,204	21,559	30,204	39	70	9,444	11,655
200-399	93	136	143	24,907	34,849	38,775	89	130	209,568	273,250	322,963	85	114	136	42,514	57,371	57,165	54	103	22,934	25,686
400-799	115	134	(1)	63,911	70,949	(1)	111	132	590,204	595,147	(1)	113	121	(1)	91,143	176,764	(1)	89	(1)	45,628	(1)
800-1599	70	73	(1)	72,371	77,350	(1)	69	73	651,514	638,575	(1)	70	65	(1)	100,271	91,434	(1)	59	(1)	62,144	(1)
1600-3199	27	21	(1)	59,495	49,900	(1)	26	20	556,763	460,895	(1)	27	21	(1)	81,983	75,230	(1)	22	(1)	41,025	(1)
3200 and over	6	7	(1)	28,537	29,650	(1)	6	7	255,703	211,828	(1)	5	7	(1)	24,583	62,425	(1)	6	(1)	10,800	(1)
400-699	90	113	141	46,071	56,039	70,972	86	111	430,267	475,627	582,028	88	101	140	68,423	160,549	105,113	72	111	38,375	49,009
700-999	51	52	62	39,502	40,760	48,995	51	52	362,192	341,524	444,098	51	47	60	46,445	46,165	65,333	37	48	19,565	28,758
1000-2499	64	53	65	90,404	73,150	87,460	62	52	836,427	610,197	819,117	64	49	63	135,729	99,464	122,449	56	55	80,557	69,574
2500 and over	13	17	14	48,337	57,900	45,956	13	17	425,298	479,097	509,796	12	17	14	47,383	99,675	65,601	11	14	22,100	36,559
Santa Cruz																					
Total	1,000	1,317	1,236	173,272	275,888	389,281	912	1,246	1,863,994	2,303,093	3,957,133	782	748	1,228	538,361	433,122	501,608	304	573	412,767	280,850
None	-----	-----	-----	-------	-------	-------	14	1	46,612	600	42,365	29	8	12	140,717	10,999	8,256	28	11	142,789	9,030
Under 25	470	520	560	6,949	7,908	12,304	393	470	70,981	60,714	105,499	294	177	554	31,600	11,463	27,231	36	63	24,302	10,030
25-49	209	248		6,850	8,137		197	238	64,988	55,919		166	142		41,236	10,435		26		32,854	
50-99	70	121	117	4,180	7,301	7,063	66	119	28,784	50,488	59,015	61	76	113	13,631	7,801	13,257	21	44	4,237	6,860
100-199	52	83	88	6,630	10,132	11,529	49	80	59,515	81,151	103,270	45	57	86	14,684	27,515	16,591	30	59	9,194	9,446
200-399	58	100	119	15,921	27,125	33,413	57	95	186,406	198,193	321,235	55	75	118	67,623	44,190	58,727	49	91	52,480	35,910
400-799	76	127	(1)	41,171	68,646	(1)	72	126	425,625	552,428	(1)	69	100	(1)	75,489	94,510	(1)	60	(1)	50,170	(1)
800-1599	47	102	(1)	48,562	104,541	(1)	46	101	530,698	897,180	(1)	45	97	(1)	79,431	182,079	(1)	38	(1)	58,648	(1)
1600 and over	18	16	(1)	43,009	42,100	(1)	18	16	450,385	406,420	(1)	18	16	(1)	73,950	44,130	(1)	16	(1)	38,093	(1)
400-699	64	103	145	32,575	51,596	83,114	60	103	318,412	441,409	864,637	58	79	141	62,489	76,390	99,765	49	115	41,272	53,038
700-999	32	64	96	25,306	50,488	77,917	31	63	261,564	405,274	862,244	30	58	94	30,088	67,660	96,183	27	87	21,111	51,852
1000-2499	37	72	102	51,527	90,503	132,441	37	71	609,734	778,475	1,322,288	36	70	101	83,443	152,769	155,313	30	94	52,791	87,319
2500 and over	8	6	9	23,334	22,700	31,500	8	6	216,998	230,870	276,580	8	6	9	52,850	23,900	26,305	8	9	31,737	17,365

[1] Comparison with later censuses may be found in groups below beginning with 400-699.

COUNTY TABLE 1.—CHICKENS ON FARMS 1940, 1935, AND 1930; CHICKEN EGGS PRODUCED AND CHICKENS RAISED 1939, 1934, AND 1929; AND CHICKENS SOLD, 1939 AND 1929; CLASSIFIED BY NUMBER ON HAND—Continued

(Chickens on hand over 4 months old Apr. 1, 1940 and over 3 months old Jan. 1, 1935 and Apr. 1, 1930)

STATE OR COUNTY AND NUMBER OF CHICKENS ON HAND	CHICKENS ON HAND						CHICKEN EGGS PRODUCED					CHICKENS RAISED						CHICKENS SOLD			
	Farms reporting			Number			Farms reporting		Dozens			Farms reporting			Number			Farms reporting		Number	
	1940 (Apr. 1)	1935 (Jan. 1)	1930 (Apr. 1)	1940 (Apr. 1)	1935 (Jan. 1)	1930 (Apr. 1)	1939	1934	1939	1934	1929	1939	1934	1929	1939	1934	1929	1939	1929	1939	1929
CALIFORNIA—Con.																					
Shasta																					
Total	930	1,052	901	54,277	62,813	51,121	825	957	456,325	457,517	427,557	732	829	888	80,971	79,054	95,524	302	389	41,633	49,941
None	—	—	—	—	—	—	12	1	5,720	150	9,331	16	2	12	1,914	120	1,589	8	7	1,218	1,375
Under 25	411	435	624	6,535	7,408	16,102	336	368	53,825	55,396	122,954	275	299	601	12,434	10,377	32,278	58	199	6,313	14,820
25-49	267	294		9,553	10,657		240	273	66,336	85,406		219	244		13,416	13,818		85		3,930	
50-99	137	185	167	8,830	11,594	10,727	129	181	68,102	91,454	87,334	120	163	166	13,365	15,000	15,675	68	96	6,255	7,707
100-199	60	82	74	7,180	9,783	9,097	56	81	45,924	68,116	66,009	53	69	73	10,835	11,293	14,597	41	56	6,594	8,011
200-399	36	34	24	9,392	8,533	5,830	33	32	79,506	58,948	52,063	30	33	24	10,275	11,521	14,285	25	21	6,097	8,842
400-799	16	16	(1)	8,672	8,163	(1)	16	16	91,522	59,829	(1)	16	14	(1)	13,732	9,900	(1)	14	(1)	7,397	(1)
800 and over	3	6	(1)	4,115	6,675	(1)	3	5	45,390	38,218	(1)	3	5	(1)	5,000	7,025	(1)	3	(1)	3,829	(1)
400-699	13	16	3	6,572	8,163	1,300	13	16	69,233	59,829	12,913	13	14	3	7,982	9,900	4,900	11	2	4,397	2,300
700 and over	6	6	9	6,215	6,675	8,065	6	5	67,679	38,218	76,953	6	5	9	10,750	7,025	12,200	6	8	6,829	6,886
Sierra																					
Total	53	58	54	2,396	2,647	3,125	53	55	14,535	14,585	32,604	48	54	56	2,714	3,119	5,768	15	18	900	2,436
None	—	—	—	—	—	—	1	—	730	—	850	—	1	2	—	24	220	—	—	—	—
Under 25	17	17	40	290	240	940	16	15	2,075	1,080	6,468	15	15	40	377	369	1,279	2	9	22	125
25-49	17	24		536	869		17	24	3,614	5,027		15	22		685	930		3		167	
50-99	13	13	8	753	818	495	13	12	4,398	4,413	3,427	12	12	8	896	956	886	7	5	536	385
100 and over	6	4	6	817	720	1,690	6	4	3,718	4,065	21,859	6	4	6	756	840	3,383	3	4	175	1,926
Siskiyou																					
Total	971	992	908	60,967	60,011	51,382	900	917	573,203	471,183	447,665	822	777	905	76,378	65,190	69,522	267	391	24,009	26,557
None	—	—	—	—	—	—	6	2	2,500	245	860	3	1	4	105	40	159	2	4	300	102
Under 25	360	348	586	6,215	5,802	14,749	320	294	51,519	44,167	126,714	272	211	580	10,268	5,640	22,730	54	191	2,213	6,645
25-49	273	293		9,697	10,440		250	280	78,868	86,581		240	248		12,409	11,356		58		1,677	
50-99	211	211	199	12,944	13,289	12,880	204	208	116,342	113,809	106,666	192	192	199	15,442	16,463	16,550	79	102	4,097	4,979
100-199	68	95	80	8,675	11,075	9,815	62	89	76,539	85,342	82,738	62	84	80	8,665	10,486	13,028	34	58	2,530	4,627
200-399	44	24	32	11,021	6,025	7,780	43	23	104,399	42,687	65,348	39	22	31	11,358	6,150	9,140	26	26	4,302	4,462
400-799	9	17	(1)	4,515	8,675	(1)	9	17	53,936	65,764	(1)	8	15	(1)	7,431	8,955	(1)	8	(1)	4,150	(1)
800 and over	6	4	(1)	7,900	4,705	(1)	6	4	89,100	32,588	(1)	6	4	(1)	10,700	6,100	(1)	6	(1)	4,740	(1)
400-699	9	14	10	4,515	6,575	4,925	9	14	53,936	44,636	55,364	8	12	10	7,431	5,905	6,515	8	9	4,150	4,342
700-999	1	5	—	800	3,705	—	1	5	7,000	36,586	—	1	5	—	500	5,350	—	1	—	260	—
1000 and over	5	2	1	7,100	3,100	1,233	5	2	82,100	17,130	9,975	5	2	1	10,200	3,800	1,400	5	1	4,480	1,400
Solano																					
Total	885	1,099	1,051	127,444	123,132	124,945	830	1,045	1,209,959	922,533	1,125,001	723	804	1,048	223,934	141,591	171,089	266	301	132,949	66,880
None	—	—	—	—	—	—	7	1	16,980	50	15,070	14	2	7	11,824	900	1,778	7	6	12,510	2,511
Under 25	240	259	517	4,068	4,439	13,802	220	235	26,301	22,939	85,207	186	120	511	9,836	4,969	23,348	20	59	5,279	3,842
25-49	210	277		7,111	9,578		189	262	43,157	46,676		163	193		17,660	7,808		34		9,759	
50-99	194	266	229	11,641	16,118	13,949	181	256	78,486	85,956	100,910	153	221	228	17,340	15,716	19,049	55	61	7,600	5,746
100-199	110	175	162	13,434	20,994	20,203	106	172	95,876	131,202	150,477	83	157	161	33,367	18,291	24,604	43	69	25,907	7,325
200-399	51	62	71	12,909	15,062	17,897	48	61	135,367	110,178	157,795	47	54	69	20,289	22,865	29,200	38	43	18,199	9,796
400-799	46	34	(1)	23,561	18,041	(1)	45	34	233,304	153,751	(1)	45	31	(1)	38,279	17,952	(1)	39	(1)	19,875	(1)

800-1599	27	21	(1)	28,820	21,600	(1)	27	19	330,076	172,266	(1)	25	21	(1)	35,365	31,190	(1)	23	(1)	13,120	(1)
1600 and over	7	5	(1)	25,900	17,300	(1)	7	5	250,412	199,515	(1)	7	5	(1)	39,974	21,900	(1)	7	(1)	20,700	(1)
400-699	41	27	38	20,061	13,141	18,249	40	27	197,044	114,310	195,873	40	24	38	32,979	14,202	26,815	34	34	18,350	13,732
700-999	16	16	14	12,750	12,550	10,810	16	14	137,110	87,067	116,096	15	16	14	17,200	17,010	9,720	14	12	5,600	5,000
1000-2499	17	14	18	21,270	17,750	22,535	17	14	239,216	165,860	221,013	16	14	18	25,465	22,830	28,575	15	15	10,045	14,778
2500 and over	6	3	2	24,200	13,500	7,500	6	3	240,422	158,295	82,560	6	3	2	37,974	17,000	8,000	6	2	19,700	4,150
Sonoma																					
Total	3,725	4,932	5,007	3,063,808	2,757,993	4,314,279	3,347	4,637	31,200,477	24,776,470	40,967,437	2,888	3,054	4,963	6,308,471	3,937,231	6,031,760	1,918	2,744	4,605,390	3,399,150
None	------	------	-----	--------	--------	--------	53	23	644,530	167,864	460,909	152	72	93	1,692,961	529,622	215,006	156	96	1,663,351	214,760
Under 25	736	1,438	1,603	11,575	22,798	38,074	571	1,242	106,927	157,396	325,833	411	582	1,538	130,678	54,613	156,504	69	219	110,357	125,534
25-49	481	741		16,151	25,051		392	698	132,531	190,911		300	454		90,273	26,985		67		70,255	
50-99	349	490	432	21,101	29,583	26,274	296	465	182,036	231,734	229,783	227	327	425	152,399	41,266	99,223	80	124	139,827	69,004
100-199	227	296	304	28,841	36,443	38,728	204	290	231,014	323,177	370,134	159	173	299	141,598	83,036	78,816	88	145	117,947	42,061
200-399	269	308	375	71,953	80,180	103,712	241	294	659,197	719,963	965,119	201	170	363	224,341	117,412	169,599	154	231	176,783	85,143
400-799	430	498	(1)	235,895	269,490	(1)	391	476	2,365,355	2,503,800	(1)	330	329	(1)	445,530	401,786	(1)	293	(1)	316,043	(1)
800-1599	671	629	(1)	759,873	704,608	(1)	647	623	8,041,433	6,621,674	(1)	585	511	(1)	1,149,671	899,531	(1)	529	(1)	716,203	(1)
1600-3199	385	399	(1)	867,323	889,730	(1)	375	393	8,874,449	7,744,685	(1)	350	327	(1)	1,116,328	1,020,781	(1)	320	(1)	673,255	(1)
3200 and over	177	133	(1)	1,051,096	700,110	(1)	177	133	9,963,005	6,115,266	(1)	173	109	(1)	1,164,692	762,199	(1)	162	(1)	621,389	(1)
400-699	336	401	448	168,783	200,245	226,258	304	382	1,726,295	1,857,677	2,148,102	253	258	439	272,070	309,867	381,568	221	320	185,660	210,736
700-999	268	278	344	214,073	221,709	276,883	251	272	2,084,395	2,166,022	2,652,987	222	215	338	397,132	288,442	401,871	198	265	272,907	210,902
1000-2499	740	707	996	1,084,939	1,054,224	1,514,298	719	701	11,411,434	9,426,331	14,509,965	664	585	977	1,543,135	1,299,989	2,124,747	601	872	928,210	1,123,607
2500 and over	319	273	505	1,446,392	1,087,760	2,090,052	316	270	14,022,118	9,535,395	19,304,605	299	218	491	1,663,884	1,185,999	2,404,426	284	472	940,093	1,317,403
Stanislaus																					
Total	3,609	4,640	4,201	431,326	548,365	508,512	3,425	4,255	4,350,535	4,690,088	4,632,154	3,252	3,030	4,141	826,642	658,181	651,551	999	1,580	477,009	316,552
None	-----	-----	-----	-------	-------	-------	39	7	18,949	8,097	8,068	64	123	23	56,321	1,715	18,318	53	20	53,772	16,010
Under 25	1,493	1,699	2,523	24,748	28,366	61,448	1,364	1,476	207,185	197,656	512,189	1,234	825	2,470	80,483	34,718	107,394	158	516	39,413	30,804
25-49	860	1,103		29,273	37,905		813	1,026	224,745	277,638		775	745		61,031	45,116		152		28,796	
50-99	511	754	723	31,116	45,234	44,990	489	707	276,510	340,421	382,843	473	574	714	58,380	73,467	63,343	166	318	30,048	20,935
100-199	267	426	365	33,230	52,437	46,200	253	403	289,945	403,552	399,675	242	325	358	64,077	53,730	59,062	123	234	34,802	25,923
200-399	223	336	259	58,554	87,006	67,512	216	320	545,189	685,401	596,496	215	245	253	91,096	87,706	92,814	142	196	39,989	47,569
400-799	154	209	(1)	79,120	108,447	(1)	150	204	835,767	929,328	(1)	149	193	(1)	103,484	150,074	(1)	120	(1)	60,290	(1)
800-1599	73	87	(1)	77,230	92,233	(1)	73	86	810,959	840,992	(1)	72	77	(1)	113,170	125,755	(1)	63	(1)	67,251	(1)
1600-3199	22	19	(1)	48,400	41,917	(1)	22	19	524,978	389,983	(1)	22	17	(1)	79,700	52,400	(1)	18	(1)	33,448	(1)
3200 and over	6	7	(1)	49,655	54,820	(1)	6	7	616,308	617,000	(1)	6	6	(1)	118,900	33,500	(1)	4	(1)	89,200	(1)
400-699	144	176	180	72,032	85,122	89,992	140	172	779,492	740,381	892,672	139	162	177	95,284	114,749	107,116	112	159	55,803	59,745
700-999	37	64	70	30,398	49,233	56,035	37	62	304,488	409,499	548,877	37	56	69	38,600	68,380	61,226	31	61	21,773	30,430
1000-2499	60	67	70	80,820	87,342	95,535	60	67	848,556	812,973	877,253	59	62	66	130,070	109,100	101,578	52	65	73,565	61,401
2500 and over	14	15	11	71,155	75,720	46,800	14	15	855,476	814,450	414,081	14	13	11	151,300	69,500	40,700	10	11	99,048	23,735
Sutter																					
Total	857	1,135	1,170	84,079	111,256	101,379	807	1,056	787,797	977,262	828,492	712	882	1,123	115,195	120,073	145,408	201	477	45,581	59,806
None	------	------	-----	-------	-------	-------	17	1	12,809	350	7,554	21	2	4	12,444	45	1,174	10	9	8,361	1,558
Under 25	313	311	334	5,244	5,586	16,828	270	264	36,744	34,652	135,924	208	182	591	8,570	7,887	32,050	22	163	2,153	10,649
25-49	207	264		7,231	9,780		194	253	53,290	64,952		166	212		9,694	11,938		28		2,431	
50-99	160	273	272	9,944	17,188	16,926	155	265	81,331	114,621	124,826	145	234	269	12,837	19,072	25,509	48	127	4,137	8,341
100-199	92	151	145	11,441	18,240	17,775	88	145	81,686	150,403	150,002	87	130	142	15,058	18,480	26,488	32	89	4,938	12,222
200-399	37	83	68	12,635	20,872	17,115	36	77	138,778	183,309	127,242	37	72	67	14,732	19,702	20,422	21	43	4,873	7,729
400-799	39	35	(1)	27,784	17,290	(1)	38	33	299,058	151,988	(1)	39	32	(1)	31,080	18,849	(1)	32	(1)	15,423	(1)
800 and over	9	18	(1)	9,800	22,300	(1)	9	18	84,121	276,987	(1)	9	18	(1)	10,780	24,100	(1)	8	(1)	3,265	(1)
400-699	32	32	38	21,814	15,190	18,253	31	30	224,656	129,405	166,932	32	29	37	23,930	16,759	24,015	26	33	11,810	10,679
700-999	13	11	8	10,770	8,600	6,684	13	11	123,823	87,341	53,106	13	11	8	12,630	9,090	7,200	14	13	6,878	8,628
1000 and over	3	10	5	5,000	15,800	7,600	3	10	34,700	212,229	62,906	3	10	5	5,300	17,100	8,550				
Tehama																					
Total	1,247	1,371	1,321	134,388	150,877	123,902	1,097	1,306	1,156,381	1,040,391	1,035,779	896	917	1,307	274,181	216,382	235,092	447	713	185,405	119,479
None	------	------	-----	-------	-------	-------	15	16	18,780	2,482	3,300	30	11	11	11,355	15,295	2,699	16	13	8,965	2,609
Under 25	436	372	714	7,107	6,558	18,402	366	346	55,835	26,299	138,721	227	173	690	26,210	9,246	40,465	57	238	19,763	17,515
25-49	308	292		10,914	10,651		274	273	82,361	53,354		221	186		21,349	14,352		86		12,193	

[1] Comparison with later censuses may be found in groups below beginning with 400-699.

COUNTY TABLE 1.—CHICKENS ON FARMS 1940, 1935, AND 1930; CHICKEN EGGS PRODUCED AND CHICKENS RAISED 1939, 1934, AND 1929; AND CHICKENS SOLD, 1939 AND 1929; CLASSIFIED BY NUMBER ON HAND—Continued

(Chickens on hand over 4 months old Apr. 1, 1940 and over 3 months old Jan. 1, 1935 and Apr. 1, 1930)

STATE OR COUNTY AND NUMBER OF CHICKENS ON HAND	CHICKENS ON HAND						CHICKEN EGGS PRODUCED					CHICKENS RAISED						CHICKENS SOLD			
	Farms reporting			Number			Farms reporting		Dozens			Farms reporting			Number			Farms reporting		Number	
	1940 (Apr. 1)	1935 (Jan. 1)	1930 (Apr. 1)	1940 (Apr. 1)	1935 (Jan. 1)	1930 (Apr. 1)	1939	1934	1939	1934	1929	1939	1934	1929	1939	1934	1929	1939	1929	1939	1929
CALIFORNIA—Con.																					
Tehama—Con.																					
50-99	202	284	294	12,762	17,390	18,725	167	274	90,580	111,108	155,040	150	206	293	28,283	22,747	38,657	74	201	18,588	19,206
100-199	128	213	161	15,987	25,690	20,148	112	200	115,505	158,512	157,283	105	159	161	27,066	26,771	36,988	74	131	15,128	18,839
200-399	92	125	90	24,044	31,964	23,352	84	114	207,345	211,689	196,440	84	103	90	53,457	39,612	52,929	67	77	36,415	29,517
400-799	52	59	(1)	26,865	30,655	(1)	51	57	266,631	242,172	(1)	50	55	(1)	33,345	43,790	(1)	47	(1)	17,730	(1)
800-1599	25	25	(1)	27,559	23,969	(1)	24	25	238,510	211,442	(1)	25	23	(1)	52,190	40,569	(1)	22	(1)	40,697	(1)
1600 and over	4	1	(1)	9,150	4,000	(1)	4	1	80,834	23,333	(1)	4	1	(1)	20,926	4,000	(1)	4	(1)	15,926	(1)
400-699	44	51	41	21,090	25,055	20,645	43	50	206,776	203,478	177,470	43	47	41	26,595	34,360	30,829	40	36	13,281	15,093
700-999	16	20	12	12,550	15,669	9,650	15	19	116,250	117,990	86,159	15	19	12	18,700	20,349	17,125	14	9	13,418	6,450
1000 and over	21	14	9	29,934	17,900	12,980	21	14	262,949	155,479	121,366	21	13	9	61,166	33,650	15,400	19	8	47,654	10,250
Trinity																					
Total	243	299	249	8,750	9,127	7,460	222	290	69,476	70,329	65,623	194	268	200	12,678	15,130	8,754	54	71	4,394	2,634
None	———	———	———	———	———	———	2	3	236	409	3,970	———	3	2	———	142	113	1	1	6	14
Under 25	137	153	216	2,160	2,379	4,869	116	143	17,117	22,049	42,997	92	126	166	3,309	5,237	5,759	13	50	628	1,288
25-49	67	98		2,194	3,240		65	96	17,558	24,810		63	92		4,240	5,539		16		1,368	
50-99	23	43	29	1,498	2,693	1,927	23	43	10,812	17,671	14,239	23	43	28	1,706	3,697	1,857	10	17	702	607
100-199	12	3	3	1,458	390	364	12	3	9,623	3,470	2,667	12	3	3	1,712	315	525	11	2	880	225
200 and over	4	2	1	1,440	425	300	4	2	14,130	1,920	1,750	4	1	1	1,711	200	500	3	1	810	500
Tulare																					
Total	3,781	4,909	4,280	580,022	539,789	394,309	3,595	4,524	5,798,667	4,522,440	3,404,689	3,114	3,148	4,100	802,478	561,675	609,990	1,075	1,452	330,777	252,920
None	———	———	———	———	———	———	50	10	86,606	5,008	16,664	60	20	29	28,053	7,187	10,857	45	22	26,197	10,785
Under 25	1,249	1,568	2,557	20,417	26,322	62,896	1,107	1,350	197,734	161,620	481,495	852	730	2,364	48,336	33,623	112,082	122	548	17,734	26,777
25-49	906	1,256		30,753	42,432		866	1,177	246,404	301,953		734	831		47,893	45,584		139		12,359	
50-99	590	1,053	872	35,795	63,704	53,563	574	1,014	248,466	455,506	390,253	516	776	863	50,853	65,665	86,355	153	342	12,914	25,018
100-199	376	476	444	46,494	58,321	55,618	355	442	383,002	420,125	494,319	321	345	439	71,040	47,920	81,123	159	224	28,220	28,947
200-399	279	269	227	74,699	66,915	59,373	264	254	667,304	493,174	498,751	257	207	226	108,820	61,321	77,585	168	163	47,599	32,518
400-799	210	157	(1)	110,488	82,305	(1)	208	150	1,200,621	736,143	(1)	203	127	(1)	147,645	75,705	(1)	149	(1)	58,797	(1)
800-1599	124	82	(1)	131,865	86,140	(1)	124	80	1,445,576	847,421	(1)	124	67	(1)	152,938	100,355	(1)	101	(1)	56,052	(1)
1600-3199	35	41	(1)	74,411	85,350	(1)	35	40	846,662	846,272	(1)	35	40	(1)	68,700	97,615	(1)	30	(1)	28,386	(1)
3200 and over	12	7	(1)	55,100	28,300	(1)	12	7	476,292	255,218	(1)	12	5	(1)	78,200	26,700	(1)	9	(1)	42,519	(1)
400-699	174	131	97	84,819	63,850	48,201	172	126	905,835	555,954	456,650	167	106	96	105,095	58,545	65,749	117	82	37,785	30,498
700-999	85	58	29	67,225	45,847	22,855	85	56	753,392	450,200	220,106	85	47	29	93,730	42,220	30,220	72	25	42,692	16,527
1000-2499	102	81	46	142,296	116,948	64,996	102	78	1,551,373	1,133,881	622,353	102	71	46	149,958	137,110	109,141	83	38	52,997	46,432
2500 and over	20	17	8	77,524	55,450	26,807	20	17	758,551	545,019	224,118	20	15	8	98,700	62,500	36,900	17	8	52,282	15,418
Tuolumne																					
Total	286	318	238	15,358	15,319	22,323	263	304	128,337	90,264	182,745	243	200	237	25,492	18,562	32,220	116	112	12,196	13,402
None	———	———	———	———	———	———	3	———	400	———	825	4	2	2	176	2,024	100	2	2	62	85
Under 25	121	132	124	1,887	2,044	3,344	101	125	13,825	13,211	27,673	84	57	124	4,066	1,675	7,217	30	41	1,228	3,074
25-49	83	89		2,816	3,095		78	83	18,077	13,700		76	61		4,441	2,958		30		1,501	
50-99	49	66	66	3,021	4,066	4,074	48	65	18,621	23,780	32,366	46	56	64	2,939	4,726	6,545	25	34	1,050	2,368
100-199	18	19	26	2,151	2,350	3,200	18	19	15,925	14,432	25,595	18	14	26	4,465	1,996	3,476	16	18	1,980	1,089
200-399	12	10	12	4,048	2,464	3,155	12	10	45,259	13,811	26,567	12	8	12	8,055	3,133	3,557	13	17	6,375	6,786
400 and over	3	2	10	1,435	1,300	8,550	3	2	16,230	11,330	69,719	3	2	9	1,350	2,050	11,325				

Ventura																				
Total	452	974	867	79,050	98,442	115,137	415	890	770,497	824,538	1,022,291	389	610	836	122,032	126,041	151,875	130	211	73,371	67,567
None	—	—	—	—	—	—	17	1	2,556	300	1,572	19	4	2	3,981	3,594	165	8	2	3,848	165
Under 25	170	375	585	2,712	5,842	14,519	142	338	18,707	37,576	108,225	118	171	557	4,723	5,702	23,030	10	82	757	5,459
25-49	120	320		3,918	10,926		107	294	25,869	80,287		102	212		5,819	9,907		18		1,120	
50-99	63	148	166	3,800	9,146	9,769	55	138	23,740	72,400	68,433	58	115	164	13,247	11,322	14,284	17	50	9,677	5,336
100-199	28	49	47	3,541	6,155	5,509	26	38	27,932	45,122	41,502	26	34	46	9,045	6,795	7,356	21	23	5,761	2,668
200-399	25	35	17	6,531	8,839	4,232	23	35	61,838	64,335	72,752	23	30	17	13,950	10,261	7,700	16	11	7,714	3,823
400-799	17	21	(1)	9,460	11,974	(1)	17	20	93,874	95,822	(1)	16	19	(1)	12,092	17,300	(1)	14	(1)	7,713	(1)
800-1599	17	17	(1)	19,655	18,860	(1)	16	17	208,333	152,634	(1)	16	16	(1)	26,600	23,100	(1)	15	(1)	14,672	(1)
1600-3199	9	8	(1)	18,533	18,200	(1)	9	8	195,030	184,772	(1)	8	8	(1)	20,275	31,060	(1)	8	(1)	13,583	(1)
3200 and over	3	1	(1)	10,900	8,500	(1)	3	1	112,618	91,290	(1)	3	1	(1)	12,300	7,000	(1)	3	(1)	8,526	(1)
400-699	14	13	19	7,230	6,154	9,676	14	12	69,488	49,410	78,552	13	11	19	8,962	9,350	16,405	11	14	4,605	6,132
700-999	8	13	7	6,555	10,000	5,540	8	13	65,392	78,056	47,300	7	13	6	7,730	15,150	7,400	7	7	5,764	4,050
1000-2499	19	17	15	28,613	24,380	23,310	18	17	307,883	214,029	189,035	19	16	14	40,775	27,600	28,975	18	12	23,329	16,809
2500 and over	5	4	11	16,350	17,000	42,582	5	4	167,092	183,023	414,920	4	4	11	13,800	26,360	46,560	4	10	10,796	23,125
Yolo																					
Total	823	991	1,146	72,781	95,119	114,711	801	931	550,214	638,357	923,262	688	783	1,148	127,442	113,594	140,941	184	396	86,094	52,153
None	—	—	—	—	—	—	4	3	8,319	716	960	9	4	6	11,687	266	381	7	4	18,210	186
Under 25	230	170	546	3,966	3,041	14,670	214	140	25,540	15,663	113,578	167	110	544	7,111	4,109	23,278	19	110	2,314	5,434
25-49	214	270		7,666	9,637		210	255	47,418	56,247		166	215		10,441	11,289		31		3,143	
50-99	226	264	315	14,075	16,663	19,528	222	255	95,098	84,174	138,978	197	215	314	14,040	19,846	24,763	62	115	4,173	6,336
100-199	88	173	172	10,254	20,773	21,178	87	166	69,163	116,779	144,159	86	147	171	11,376	23,673	24,409	31	82	3,241	7,326
200-399	37	86	70	8,908	21,678	17,371	36	86	70,626	159,259	136,700	35	67	70	8,642	23,551	19,175	15	47	2,763	7,306
400-799	19	21	(1)	9,250	10,427	(1)	19	19	68,963	83,349	(1)	19	18	(1)	21,500	14,510	(1)	13	(1)	14,370	(1)
800-1599	5	5	(1)	5,462	5,800	(1)	5	5	60,309	45,670	(1)	5	5	(1)	26,945	8,350	(1)	3	(1)	28,000	(1)
1600-3199	1	—	(1)	1,800	—	(1)	1	—	7,700	—	(1)	1	—	(1)	5,000	—	(1)				
3200 and over	3	2	(1)	11,400	7,100	(1)	3	2	97,078	76,500	(1)	3	2	(1)	10,700	8,000	(1)	3	(1)	9,880	(1)
400-699	18	20	24	8,550	9,677	12,181	18	19	64,763	83,349	92,215	18	17	24	20,500	13,760	17,310	12	19	14,234	8,117
700-999	1	3	9	700	2,350	6,850	1	2	4,200	8,880	77,699	1	3	9	1,000	3,550	7,300	1	9	136	2,615
1000-2499	6	3	6	7,262	4,200	7,990	6	3	68,009	36,790	93,086	6	3	6	51,945	5,550	9,050	6	10	37,880	14,833
2500 and over	3	2	4	11,400	7,100	14,943	3	2	97,078	76,500	125,887	3	2	4	10,700	8,000	15,275				
Yuba																					
Total	371	552	391	23,170	33,138	36,756	339	509	170,646	249,297	285,093	322	408	387	53,433	33,684	52,161	86	173	28,330	24,282
None	—	—	—	—	—	—	5	1	4,327	10	150	7	2	2	19,751	85	40	5	1	16,250	24
Under 25	138	205	195	2,147	3,211	5,059	113	181	13,357	25,362	30,792	103	112	190	5,919	3,543	9,143	10	46	871	2,794
25-49	98	145		3,349	5,168		91	133	18,978	40,090		82	120		5,689	6,322		20		1,406	
50-99	83	116	108	5,098	7,153	6,891	81	110	28,095	54,155	47,584	79	98	108	6,645	7,204	9,871	27	58	2,449	4,813
100-199	28	60	43	3,616	6,921	5,221	25	59	17,966	57,585	55,817	27	53	43	5,514	6,476	6,445	7	30	1,704	3,179
200-399	15	15	22	3,660	3,635	5,665	15	14	34,669	32,487	38,266	15	12	21	7,365	2,169	7,511	11	16	4,703	2,801
400 and over	9	11	23	5,300	7,050	13,920	9	11	55,254	39,608	132,484	9	11	25	4,550	7,885	19,151	6	22	967	10,671
COLORADO																					
Total	42,222	51,966	49,001	2,842,061	3,359,112	3,653,054	38,786	49,336	19,250,929	20,928,068	27,345,356	37,218	44,192	48,377	5,210,207	5,574,517	6,333,339	16,942	23,003	1,692,797	2,226,813
None	—	—	—	—	—	—	421	447	163,504	129,514	166,952	506	499	409	88,545	68,933	51,561	340	320	61,596	36,265
Under 25	10,993	14,338	23,030	184,172	245,547	630,683	9,141	12,668	1,163,758	1,531,686	4,791,551	8,041	9,822	22,261	427,157	462,898	1,232,413	1,784	6,335	129,765	315,583
25-49	11,445	14,710		416,399	534,596		10,442	13,943	2,807,671	3,133,353		10,085	12,653		847,946	945,771		3,610		215,845	
50-99	11,484	13,580	14,168	749,641	863,490	927,644	10,769	13,133	4,690,997	5,036,619	6,715,674	10,658	12,476	14,024	1,451,905	1,481,690	1,646,472	5,561	7,735	395,868	499,705
100-199	6,154	8,913	8,715	762,397	846,612	1,084,980	5,913	6,754	4,792,705	4,795,644	7,549,736	5,876	6,470	8,651	1,295,740	1,262,010	1,703,006	3,992	6,084	398,872	572,547
200-399	1,722	1,835	2,453	422,131	443,812	597,323	1,682	1,803	3,011,025	2,756,147	4,437,057	1,657	1,720	2,421	631,495	642,790	917,941	1,294	1,952	245,534	376,258
400-799	305	428	(1)	151,220	212,107	(1)	303	426	1,274,488	1,613,234	(1)	297	398	(1)	222,448	332,690	(1)	255	(1)	110,901	(1)
800-1599	102	138	(1)	103,801	139,300	(1)	99	136	1,012,544	1,053,742	(1)	101	132	(1)	166,873	240,485	(1)	93	(1)	92,831	(1)
1600-3199	11	18	(1)	22,800	35,648	(1)	10	18	235,410	289,655	(1)	11	16	(1)	37,600	57,950	(1)	9	(1)	20,687	(1)
3200 and over	6	6	(1)	29,500	38,000	(1)	6	6	298,827	590,474	(1)	6	6	(1)	42,500	79,100	(1)	4	(1)	20,900	(1)
400-699	287	387	459	138,492	182,828	221,805	285	385	1,155,956	1,378,555	1,870,297	280	359	456	201,923	281,026	411,131	258	412	98,597	219,853
700-999	67	110	101	54,328	87,519	79,184	64	110	477,219	708,710	771,767	65	103	100	82,240	150,444	137,745	60	97	50,310	75,591
1000-2499	61	84	68	77,501	108,208	83,435	60	84	819,367	790,460	803,801	61	81	68	133,258	184,655	168,570	56	62	68,762	102,972
2500 and over	9	9	7	37,000	46,500	28,000	9	9	368,727	669,380	236,521	9	9	7	52,000	94,100	64,500	7	6	27,650	28,039

[1] Comparison with later censuses may be found in groups below beginning with 400-699.

COUNTY TABLE 1.—CHICKENS ON FARMS 1940, 1935, AND 1930; CHICKEN EGGS PRODUCED AND CHICKENS RAISED 1939, 1934, AND 1929; AND CHICKENS SOLD, 1939 AND 1929; CLASSIFIED BY NUMBER ON HAND—Continued

(Chickens on hand over 4 months old Apr. 1, 1940 and over 3 months old Jan. 1, 1935 and Apr. 1, 1930)

STATE OR COUNTY AND NUMBER OF CHICKENS ON HAND	CHICKENS ON HAND						CHICKEN EGGS PRODUCED					CHICKENS RAISED						CHICKENS SOLD			
	Farms reporting			Number			Farms reporting		Dozens			Farms reporting			Number			Farms reporting		Number	
	1940 (Apr. 1)	1935 (Jan. 1)	1930 (Apr. 1)	1940 (Apr. 1)	1935 (Jan. 1)	1930 (Apr. 1)	1939	1934	1939	1934	1929	1939	1934	1929	1939	1934	1929	1939	1929	1939	1929
COLORADO—Con.																					
Adams																					
Total	1,338	1,670	1,663	96,349	118,981	134,488	1,129	1,487	672,762	629,535	1,067,698	1,106	1,283	1,654	176,501	209,996	237,665	530	689	64,725	87,075
None							10	6	5,781	1,400	3,182	21	14	11	3,346	3,890	2,110	16	8	2,332	1,802
Under 25	313	425	780	5,513	7,580	20,445	211	344	32,968	36,486	167,174	188	263	766	11,581	18,622	43,358	44	159	2,784	10,237
25-49	378	465		13,732	16,850		305	414	78,800	79,977		303	356		29,280	28,851		109		7,486	
50-99	380	445	463	24,767	28,037	29,702	348	405	171,048	131,607	221,457	340	359	460	48,404	51,062	52,676	175	221	13,372	15,393
100-199	187	243	268	22,949	29,235	33,493	177	231	138,318	147,264	252,012	176	206	266	36,347	40,171	56,929	121	181	12,093	20,552
200-399	61	68	111	15,088	17,259	27,233	59	63	119,624	114,374	197,899	59	62	110	21,918	32,520	40,305	48	87	10,609	17,089
400-799	12	13	(1)	5,750	6,820	(1)	12	13	45,933	52,388	(1)	12	12	(1)	9,075	10,950	(1)	10	(1)	6,985	(1)
800 and over	7	11	(1)	8,550	13,200	(1)	7	11	80,290	66,039	(1)	7	11	(1)	16,550	23,930	(1)	7	(1)	9,064	(1)
400-699	12	11	28	5,750	5,370	13,015	12	11	45,933	47,918	119,704	12	10	28	9,075	7,150	20,437	10	23	6,985	11,719
700-999	2	5	11	1,600	3,950	8,500	2	5	13,240	15,433	85,270	2	5	11	3,700	8,350	18,350	2	10	1,650	10,283
1000 and over	5	8	2	6,950	10,700	2,100	5	8	67,050	55,076	21,000	5	8	2	12,850	19,380	3,500	5	-----	7,414	-----
Alamosa																					
Total	430	427	376	23,673	23,617	23,707	402	409	137,957	147,503	172,512	407	382	355	47,029	30,947	32,813	175	147	13,951	9,797
None							5	1	1,407	647	1,579	5	2	4	1,045	190	945	8	2	731	650
Under 25	114	107	178	1,765	1,831	5,263	97	95	8,787	12,219	39,572	94	78	162	3,458	2,676	8,928	14	34	446	1,559
25-49	112	137		4,013	4,861		105	134	23,584	29,551		109	128		8,544	7,086		29		1,639	
50-99	132	118	133	8,572	7,429	8,690	124	117	47,011	47,807	63,388	128	114	127	18,084	10,311	12,930	68	71	5,957	3,814
100-199	67	52	55	8,148	6,211	6,629	66	49	50,356	34,864	44,472	66	47	52	13,718	7,204	6,755	52	32	3,778	2,047
200 and over	5	13	10	1,175	3,285	3,125	5	13	6,812	22,415	23,501	5	13	10	2,180	3,480	3,255	4	8	1,400	1,727
Arapahoe																					
Total	832	1,217	1,040	87,881	135,029	137,378	747	1,151	697,379	962,984	1,078,271	684	976	1,015	161,328	253,648	255,509	367	561	64,714	112,282
None							8	11	12,305	8,110	1,810	23	14	6	5,808	2,466	756	13	5	3,835	634
Under 25	222	311	387	3,597	5,332	10,507	177	268	22,344	34,544	78,835	134	191	372	8,819	11,280	21,249	35	111	3,495	6,733
25-49	190	268		6,792	9,492		166	255	35,195	66,924		151	205		13,962	17,621		56		3,753	
50-99	198	296	255	12,401	18,545	16,558	181	286	63,125	126,338	127,995	174	260	249	23,508	36,295	28,427	98	139	6,778	10,276
100-199	116	172	211	14,564	20,822	27,205	112	165	87,388	142,555	209,065	102	146	206	26,770	36,973	46,573	86	153	11,071	17,759
200-399	57	98	114	14,185	23,453	29,618	54	94	108,892	165,046	267,295	51	91	110	23,646	45,966	49,471	36	86	8,875	20,296
400-799	33	47	(1)	16,962	23,195	(1)	33	47	144,835	173,332	(1)	33	45	(1)	26,605	45,487	(1)	28	(1)	13,780	(1)
800 and over	16	25	(1)	19,380	34,190	(1)	16	25	223,295	246,135	(1)	16	24	(1)	32,210	57,560	(1)	15	(1)	13,127	(1)
400-699	30	44	44	14,862	21,095	21,745	30	44	128,860	154,532	183,053	30	42	44	24,505	42,687	56,158	26	41	12,990	29,619
700-999	9	15	16	7,400	12,490	13,095	9	15	68,595	109,500	102,375	9	14	15	11,910	24,610	16,100	7	15	4,705	9,365
1000 and over	10	13	13	14,080	23,800	18,650	10	13	170,675	155,435	107,843	10	13	13	22,400	35,750	36,775	10	11	9,212	17,600
Archuleta																					
Total	296	313	319	8,845	9,032	10,517	280	301	51,350	54,381	69,235	276	185	265	13,180	9,807	13,393	37	61	2,059	2,424
None							2	-----	300	-----	-----	4	-----	-----	57	-----	-----	-----	-----	-----	-----
Under 25	160	177	258	2,627	2,826	6,105	145	167	13,055	14,089	41,047	138	83	205	3,828	2,586	7,720	10	37	577	1,272
25-49	95	94		3,294	3,321		93	92	21,413	19,626		94	66		4,487	3,726		11		240	
50-99	35	38	50	2,159	2,335	3,044	35	38	14,322	14,206	18,307	35	32	49	4,078	2,570	3,713	16	24	1,242	1,152
100 and over	6	4	11	765	550	1,368	5	4	2,260	6,460	9,881	5	4	11	730	925	1,960				

Baca																				
Total	717	1,483	1,387	44,635	70,947	102,199	668	1,402	267,315	340,999	671,542	624	1,253	1,374	86,322	125,862	172,776	236	569	16,560	46,052
None							4	19	1,265	3,685	2,200	2	19	4	100	1,457	1,500	3	4	232	825
Under 25	142	430	523	2,424	7,516	14,156	113	376	14,128	44,621	97,493	89	294	518	6,697	17,566	30,868	29	129	2,082	7,950
25-49	203	474		7,569	17,387		189	451	45,747	82,093		176	406		17,336	32,787		55		2,950	
50-99	233	445	487	15,093	27,354	31,912	225	425	91,641	128,682	214,142	219	411	478	29,189	50,971	54,661	81	199	4,550	12,295
100-199	119	110	303	14,514	12,736	37,295	118	107	81,524	56,104	233,630	118	101	301	25,140	17,826	58,802	56	187	5,071	17,169
200-399	17	22	65	3,885	5,154	15,036	16	22	22,734	22,684	98,656	17	20	64	6,260	5,105	21,828	12	50	1,675	7,833
400 and over	3	2	9	1,350	800	3,800	3	2	10,276	3,130	25,421	3	2	9	1,600	150	5,117				
Bent																					
Total	613	788	782	45,853	49,963	64,452	553	744	261,845	291,529	496,805	549	696	781	92,809	84,363	105,951	219	364	24,839	28,262
None							6	6	1,095	1,086	1,355	7	5	4	1,231	375	510	5	3	254	331
Under 25	94	144	265	1,578	2,629	8,223	76	127	10,375	17,692	63,488	66	101	261	4,948	6,979	15,867	12	55	1,092	5,186
25-49	150	238		5,682	8,800		138	220	36,129	51,535		136	217		15,022	17,478		38		3,423	
50-99	214	254	271	14,083	15,959	18,602	189	244	78,716	90,451	144,894	195	235	271	31,400	28,246	36,213	74	141	7,666	9,494
100-199	118	122	190	14,605	14,336	22,904	110	117	72,726	83,217	167,011	111	109	189	27,598	19,430	34,628	68	122	7,744	9,102
200-399	33	25	47	8,095	5,959	10,893	30	25	50,214	30,383	86,859	30	24	47	9,910	7,855	14,545	18	35	2,530	4,313
400 and over	4	5	9	1,810	2,300	3,830	4	5	12,590	17,165	33,198	4	5	9	2,700	4,000	4,188	4	8	2,130	1,836
Boulder																					
Total[1]	1,191	1,302	1,255	123,709	155,776	133,980	1,148	1,249	945,146	1,092,882	1,050,737	1,112	1,115	1,252	257,350	229,744	257,479	639	771	120,465	121,551
None							13	3	8,867	5,850	7,987	18	2	20	5,041	1,650	4,668	12	18	4,206	3,591
Under 25	212	193	409	3,375	3,168	11,152	186	170	22,688	19,520	87,430	172	123	396	20,514	7,558	32,186	58	159	14,520	13,605
25-49	269	254		9,572	9,057		258	240	59,854	61,841		247	208		26,523	15,087		99		10,021	
50-99	341	388	426	22,160	24,535	27,707	327	378	149,073	165,419	201,195	322	356	420	51,777	38,455	55,795	192	258	19,661	19,992
100-199	227	269	260	28,290	33,597	32,293	222	261	187,272	210,539	231,178	215	240	258	45,690	45,456	52,073	163	197	16,741	21,514
200-399	93	126	103	22,302	31,311	25,738	93	125	170,670	200,180	176,171	91	118	101	38,132	43,138	41,894	73	85	20,115	20,464
400-799	31	45	(1)	15,510	22,610	(1)	31	45	121,070	185,643	(1)	29	42	(1)	24,773	29,900	(1)	25	(1)	12,016	(1)
800 and over	18	27	(1)	22,500	31,498	(1)	18	27	225,652	243,890	(1)	18	26	(1)	45,100	48,500	(1)	17	(1)	23,185	(1)
400-699	29	43	40	14,060	21,210	19,105	29	43	106,270	170,518	163,401	27	40	40	23,123	28,300	32,588	23	38	10,966	17,430
700-999	11	14	7	9,150	11,250	5,250	11	14	71,473	79,295	49,770	11	13	7	14,150	14,050	10,150	10	7	7,803	5,800
1000 and over	9	15	10	14,800	21,648	12,735	9	15	168,979	179,720	133,605	9	15	10	32,600	36,050	28,125	9	9	16,432	19,355
Chaffee																					
Total	236	248	241	11,548	11,620	11,982	215	232	65,519	68,370	93,146	217	193	248	21,991	15,107	19,188	91	104	6,175	6,905
None								1		50	1,373	1	1	7	6	30	240		3		70
Under 25	84	88	158	1,251	1,446	3,974	72	77	6,920	8,379	30,461	69	52	158	3,055	2,267	6,839	10	48	424	1,913
25-49	56	69		1,901	2,371		50	64	10,368	11,601		54	56		4,604	2,658		21		1,091	
50-99	69	64	58	4,308	3,858	3,698	66	64	23,841	18,911	26,669	66	59	58	8,036	5,956	4,498	40	32	2,072	1,131
100-199	22	24	18	2,785	2,750	2,310	22	23	16,404	16,988	16,202	22	23	18	5,015	3,556	3,761	20	21	2,588	3,791
200 and over	5	3	7	1,303	1,195	2,000	5	3	7,986	12,441	18,441	5	2	7	1,275	640	3,850				
Cheyenne																					
Total	396	585	553	34,487	43,297	57,691	352	562	172,307	236,188	440,085	378	551	560	56,074	72,069	93,728	136	332	10,924	29,354
None								7		1,517	2,085	3	6	8	285	352	1,987	2	10	80	857
Under 25	41	98	135	668	1,652	4,033	31	81	4,051	10,654	31,425	35	71	134	1,701	5,035	8,992	5	44	145	2,876
25-49	91	138		3,519	5,081		77	133	17,898	33,445		80	119		6,222	10,142		22		1,138	
50-99	123	190	161	8,150	12,573	10,997	110	185	39,570	66,840	76,445	121	179	161	15,277	21,590	17,844	37	88	3,185	4,730
100-199	111	127	193	13,925	15,591	24,633	105	125	69,684	74,752	184,756	109	124	193	20,904	23,425	39,056	53	139	3,724	12,397
200 and over	30	32	64	8,225	8,400	18,028	29	31	41,104	48,980	145,374	30	32	64	11,685	11,525	25,849	17	51	2,652	8,494
Clear Creek																					
Total	28	21	25	2,956	794	1,147	27	19	28,172	6,191	7,356	27	10	23	6,010	1,121	1,422	15	6	2,986	603
None							2		85			1			50						
Under 25	17	11	20	245	182	462	15	9	4,474	831	2,906	15	4	18	2,195	216	475	5	3	1,100	63
25-49	3	6		103	221		3	6	1,230	1,635		3	2		395	450		2		250	
50-99		2	3		141	185		2		440	1,200		2	3		205	547		1		300
100 and over	8	2	2	2,608	250	500	7	2	22,383	3,285	3,250	8	2	2	3,370	250	400	8	2	1,656	240

[1] Comparison with later censuses may be found in groups below beginning with 400-699.

COUNTY TABLE 1.—CHICKENS ON FARMS 1940, 1935, AND 1930; CHICKEN EGGS PRODUCED AND CHICKENS RAISED 1939, 1934, AND 1929; AND CHICKENS SOLD, 1939 AND 1929; CLASSIFIED BY NUMBER ON HAND—Continued

(Chickens on hand over 4 months old Apr. 1, 1940 and over 3 months old Jan. 1, 1935 and Apr. 1, 1930)

STATE OR COUNTY AND NUMBER OF CHICKENS ON HAND	CHICKENS ON HAND						CHICKEN EGGS PRODUCED					CHICKENS RAISED						CHICKENS SOLD			
	Farms reporting			Number			Farms reporting		Dozens			Farms reporting			Number			Farms reporting		Number	
	1940 (Apr.1)	1935 (Jan.1)	1930 (Apr.1)	1940 (Apr. 1)	1935 (Jan. 1)	1930 (Apr. 1)	1939	1934	1939	1934	1929	1939	1934	1929	1939	1934	1929	1939	1929	1939	1929
COLORADO—Con.																					
Conejos																					
Total	753	827	714	32,192	35,244	30,198	701	775	196,336	173,760	188,789	665	568	697	42,079	35,839	39,099	111	162	8,047	7,261
None	—	—	—	—	—	—	2	5	340	273	2,508	3	3	7	135	262	448	1	3	74	96
Under 25	331	382	504	4,934	5,499	12,765	301	337	27,423	22,081	77,380	285	213	486	6,573	4,420	17,057	12	78	208	1,862
25-49	237	236		7,964	7,948		219	228	40,109	32,152		208	178		8,791	7,038		27		820	
50-99	117	137	149	7,087	8,352	9,183	114	135	39,900	43,619	56,005	103	113	147	10,147	8,382	11,123	38	52	2,668	1,896
100-199	54	53	54	6,627	6,718	6,430	51	51	40,559	36,303	40,644	52	44	50	9,123	6,125	7,081	23	23	2,035	1,602
200-399	8	14	6	1,780	3,602	1,420	8	14	12,932	21,754	10,652	8	12	6	3,000	6,650	2,590	6	5	1,118	1,630
400 and over	6	5	1	3,800	3,125	400	6	5	35,073	17,578	1,600	6	5	1	4,310	2,962	800	4	1	1,124	175
Costilla																					
Total	376	459	418	10,888	16,977	13,913	351	421	60,184	84,377	90,411	331	422	325	13,271	20,573	15,504	28	71	685	2,764
None	—	—	—	—	—	—	6	1	842	6	2,363	4	5	4	73	115	285	1	2	15	240
Under 25	213	225	337	3,205	3,359	7,162	187	190	12,890	13,800	43,228	174	207	246	3,779	3,528	7,323	8	32	116	816
25-49	105	137		3,680	4,543		101	136	19,278	22,364		97	121		4,430	5,279		7		108	
50-99	50	60	58	2,979	3,732	3,657	49	59	18,376	17,807	23,855	49	55	54	3,700	5,199	4,320	7	25	239	1,046
100 and over	8	37	23	1,024	5,343	3,094	8	35	8,798	30,400	20,965	7	34	21	1,289	6,452	3,576	5	12	207	662
Crowley																					
Total	461	547	539	25,887	28,875	32,403	401	519	146,814	165,238	249,052	415	482	536	51,987	49,046	60,414	203	249	12,771	21,608
None	—	—	—	—	—	—	2	—	177	—	1,020	4	—	4	674	—	345	4	3	370	211
Under 25	98	121	283	1,761	2,206	8,042	73	110	9,196	15,931	61,284	74	91	279	4,574	4,846	16,491	23	81	805	5,196
25-49	149	181		5,440	6,620		135	169	33,856	41,260		134	160		12,071	12,831		48		1,848	
50-99	155	176	174	9,677	10,709	11,288	136	171	50,382	56,931	84,768	147	168	172	19,799	17,918	21,235	90	99	4,783	6,347
100-199	46	61	64	5,639	7,480	7,718	42	61	28,251	42,466	55,974	44	55	63	10,094	10,324	13,962	27	49	3,480	5,512
200 and over	13	8	18	3,350	1,860	5,355	13	8	24,952	8,650	46,006	12	8	18	4,775	3,127	8,381	11	17	1,485	4,342
Custer																					
Total	251	306	268	8,706	9,892	11,280	236	280	57,543	40,598	71,768	230	253	258	13,644	11,330	13,598	67	85	2,858	3,694
None	—	—	—	—	—	—	2	—	980	—	—	5	4	—	780	56	—	2	—	185	—
Under 25	114	169	193	1,613	2,805	4,788	103	146	13,812	12,206	28,650	96	119	183	2,958	2,258	6,278	12	43	464	1,107
25-49	92	78		3,324	2,671		88	76	20,183	11,807		87	73		4,464	3,996		24		585	
50-99	37	44	51	2,369	2,601	3,270	35	43	14,803	9,664	20,838	35	43	51	3,582	3,135	4,085	22	25	856	1,274
100 and over	8	15	24	1,200	1,815	3,222	8	15	7,765	6,921	22,280	7	14	24	1,860	1,885	3,235	7	17	768	1,313
Delta																					
Total	1,431	1,502	1,478	59,471	56,717	75,482	1,284	1,404	461,804	410,795	633,130	1,268	1,303	1,447	130,026	114,398	144,447	627	820	40,640	56,683
None	—	—	—	—	—	—	20	11	8,447	1,147	9,929	27	12	17	3,065	618	1,869	17	15	2,204	1,095
Under 25	583	626	947	10,093	10,873	25,945	482	563	76,406	74,444	220,457	452	490	908	27,907	24,417	53,962	164	404	8,129	17,852
25-49	465	540		17,076	19,362		419	507	117,907	138,827		423	486		38,705	41,060		203		10,956	
50-99	284	270	383	18,088	16,558	24,258	266	258	138,870	116,695	199,566	271	254	374	36,477	33,096	45,958	171	276	11,882	19,618
100-199	81	51	105	9,459	6,078	12,484	79	50	77,452	46,700	90,852	77	47	105	17,317	9,242	24,008	57	83	5,437	8,813
200 and over	18	15	43	4,755	3,846	12,795	18	15	42,722	32,982	112,326	18	14	43	6,555	5,965	18,650	15	42	2,032	9,305

Denver																					
Total	28	170	106	10,141	16,685	19,003	26	156	72,463	93,276	181,598	25	145	105	22,518	25,030	47,692	16	62	17,374	29,455
None	———	———	———	———	———	———	———	———	———	———	50	2	———	———	850	———	———	2	1	850	24
Under 25	9	80	42	136	1,084	978	9	72	733	2,848	6,631	6	62	42	118	1,775	2,685	———	12	———	767
25-49	———	24		———	843		———	23	———	2,234		———	21		———	1,099		———		———	
50-99	3	21	12	150	1,282	798	3	20	630	4,874	5,086	3	20	12	300	2,046	1,602	2	6	45	741
100-199	3	27	18	350	3,226	2,218	3	24	3,650	23,205	18,923	3	25	17	7,150	6,075	4,573	2	14	7,050	2,070
200-399	5	7	21	1,225	1,700	5,189	4	7	4,900	11,140	40,067	4	6	21	2,900	2,375	11,262	3	16	2,200	6,053
400-799	5	5	(1)	2,680	2,550	(1)	7	10	62,550	48,975	(1)	7	11	(1)	11,200	11,660	(1)	7	(1)	7,229	(1)
800 and over	3	6	(1)	5,600	6,000	(1)															
400-699	4	4	7	1,980	1,800	3,720	4	3	20,400	10,095	34,024	4	4	7	3,400	3,000	8,920	4	7	2,229	5,500
700 and over	4	7	6	6,300	6,750	6,100	3	7	42,150	38,880	76,817	3	7	6	7,800	8,660	18,650	3	6	5,000	14,300
Dolores																					
Total	169	191	146	5,896	6,879	5,159	165	176	28,230	41,480	31,818	166	150	137	9,333	9,450	6,897	20	32	369	1,473
None	———	———	———	———	———	———	———	2	———	1,696	200	———	2	1	———	550	150	———	1	———	48
Under 25	90	81	111	1,530	1,407	2,469	86	73	6,083	7,244	13,854	87	54	101	2,794	1,712	3,153	4	13	96	445
25-49	46	70		1,563	2,536		46	63	7,710	14,642		46	59		2,306	3,764		5		62	
50-99	22	29	28	1,376	1,738	1,705	22	27	6,785	11,146	10,952	22	24	28	2,174	1,969	2,160	7	13	138	585
100 and over	11	11	7	1,427	1,198	985	11	11	7,652	6,752	6,812	11	11	7	2,059	1,455	1,434	4	5	73	395
Douglas																					
Total	364	417	379	24,099	30,159	30,847	354	387	176,994	220,253	224,532	330	335	383	43,980	39,162	50,614	107	199	12,373	16,926
None	———	———	———	———	———	———	2	———	74	———	1,848	———	———	7	———	———	1,674	1	4	9	1,075
Under 25	90	103	161	1,484	1,692	4,638	86	95	10,624	12,773	34,525	69	56	158	3,270	4,062	9,141	11	47	719	2,206
25-49	118	132		4,383	4,872		115	121	29,735	37,276		109	116		9,009	7,534		23		2,093	
50-99	93	113	124	5,964	7,426	8,529	89	105	41,425	50,779	57,157	89	99	124	13,554	11,006	14,849	37	76	4,085	5,592
100-199	42	49	69	5,218	6,064	8,533	41	46	44,506	40,352	58,837	42	46	69	8,332	7,745	11,500	22	51	1,758	3,554
200-399	16	11	20	4,100	2,625	4,897	16	11	33,038	17,238	36,345	16	10	20	5,835	2,580	6,250	13	21	3,709	4,499
400 and over	5	9	5	2,950	7,480	4,250	5	9	17,592	61,835	35,820	5	8	5	3,980	6,235	7,200				
Eagle																					
Total	277	299	284	12,986	12,248	13,332	267	290	65,265	73,672	94,380	258	259	284	23,105	16,641	20,344	73	86	6,316	5,097
None	———	———	———	———	———	———	1	———	8	———	800	2	———	3	113	———	250	———	3	———	104
Under 25	77	95	183	1,236	1,708	5,204	70	91	6,182	10,645	35,893	61	75	180	2,525	2,906	8,905	9	34	459	1,670
25-49	103	114		3,643	4,176		100	113	19,537	25,116		100	101		6,102	5,673		22		1,045	
50-99	74	76	72	4,701	4,669	4,506	73	72	22,060	29,661	31,075	72	70	72	8,833	6,145	6,089	29	28	3,093	1,092
100-199	19	13	26	2,306	1,445	2,980	19	13	14,091	7,885	22,046	19	12	26	4,532	1,617	4,450	13	21	1,719	2,231
200 and over	4	1	3	1,100	250	642	4	1	3,387	365	4,566	4	1	3	1,000	300	650				
Elbert																					
Total	874	1,092	1,092	59,643	78,418	80,271	827	1,052	426,024	440,689	592,478	741	940	1,094	100,467	122,266	132,605	322	534	24,142	42,175
None	———	———	———	———	———	———	6	16	2,558	6,294	2,527	4	25	6	1,210	3,181	690	3	3	700	305
Under 25	176	180	441	3,023	3,109	12,876	152	158	19,515	17,123	103,520	103	101	440	5,143	5,815	24,371	22	121	1,162	5,625
25-49	243	330		9,251	12,351		227	314	61,817	68,178		204	284		16,841	23,348		67		3,608	
50-99	264	337	365	17,460	21,871	24,864	252	322	118,830	112,384	177,464	244	301	365	30,050	34,336	40,731	117	206	6,023	11,716
100-199	145	187	233	18,364	23,012	28,201	144	184	131,298	127,109	201,399	141	177	232	30,098	32,849	43,760	84	163	7,164	14,656
200-399	43	44	48	10,120	10,575	11,615	43	44	77,256	63,111	86,278	42	38	46	14,825	13,677	19,233	29	41	5,485	9,873
400 and over	3	14	5	1,425	7,500	2,715	3	14	14,750	46,490	21,290	3	14	5	2,300	9,060	3,820				
El Paso																					
Total	1,064	1,243	1,243	90,737	100,855	114,045	957	1,186	626,237	589,285	1,055,632	899	1,054	1,249	158,934	147,579	217,045	425	604	63,335	90,624
None	———	———	———	———	———	———	13	10	3,441	1,727	3,993	20	9	10	6,058	987	832	5	7	624	745
Under 25	261	267	541	4,242	4,677	15,069	202	236	26,470	30,496	139,567	156	182	539	11,025	9,536	26,485	35	139	5,372	6,270
25-49	272	325		9,930	11,964		250	307	61,352	59,712		237	281		21,137	17,199		79		7,414	
50-99	250	365	365	16,538	23,016	23,848	225	350	96,067	133,197	222,884	223	322	364	26,742	31,407	37,300	115	198	6,773	12,170
100-199	195	198	211	24,922	24,139	26,710	184	196	169,745	132,380	225,252	183	183	210	37,241	31,450	37,760	129	155	12,647	14,960

[1] Comparison with later censuses may be found in groups below beginning with 400-699.

COUNTY TABLE 1.—CHICKENS ON FARMS 1940, 1935, AND 1930; CHICKEN EGGS PRODUCED AND CHICKENS RAISED 1939, 1934, AND 1929; AND CHICKENS SOLD, 1939 AND 1929; CLASSIFIED BY NUMBER ON HAND—Continued

(Chickens on hand over 4 months old Apr. 1, 1940 and over 3 months old Jan. 1, 1935 and Apr. 1, 1930)

STATE OR COUNTY AND NUMBER OF CHICKENS ON HAND	CHICKENS ON HAND						CHICKEN EGGS PRODUCED					CHICKENS RAISED						CHICKENS SOLD			
	Farms reporting			Number			Farms reporting		Dozens			Farms reporting			Number			Farms reporting		Number	
	1940 (Apr.1)	1935 (Jan.1)	1930 (Apr.1)	1940 (Apr. 1)	1935 (Jan. 1)	1930 (Apr. 1)	1939	1934	1939	1934	1929	1939	1934	1929	1939	1934	1929	1939	1929	1939	1929
COLORADO—Con.																					
El Paso—Con.																					
200-399	64	57	93	18,315	14,055	23,294	63	56	118,837	73,576	201,387	59	51	93	30,106	22,215	40,823	45	77	13,701	17,879
400-799	15	20	(1)	8,330	10,604	(1)	15	20	82,115	59,897	(1)	14	17	(1)	12,475	19,235	(1)	12	(1)	7,201	(1)
800 and over	7	11	(1)	8,460	12,400	(1)	5	11	68,210	98,300	(1)	7	9	(1)	14,150	15,550	(1)	5	(1)	9,603	(1)
400-699	15	15	21	8,330	6,960	10,040	15	15	82,115	36,750	99,383	14	13	21	12,475	10,655	20,045	12	18	7,201	9,000
700-999	4	12	7	3,460	9,644	5,434	5	16	68,210	121,447	163,166	4	10	7	6,650	16,730	17,700	5	10	9,603	29,600
1000 and over	3	4	5	5,000	6,400	9,650						3	3	5	7,500	7,400	36,100				
Fremont																					
Total	816	1,038	878	47,196	64,228	63,059	761	949	300,918	434,657	539,955	755	751	893	78,709	103,275	112,745	252	405	25,532	56,104
None	—	—	—	—	—	—	7	2	2,958	680	26,884	6	5	20	304	494	2,946	2	21	47	2,524
Under 25	356	449	553	5,478	7,449	13,514	322	402	30,245	32,654	106,208	305	251	548	11,486	11,159	24,788	44	165	2,182	7,027
25-49	193	276		6,819	9,793		183	250	36,450	58,019		187	224		11,776	13,345		50		2,450	
50-99	156	171	166	9,851	10,673	10,383	142	159	46,941	63,584	80,828	149	145	166	17,940	16,086	16,202	72	97	4,875	6,018
100-199	68	80	101	8,574	10,228	13,519	64	74	51,855	72,798	111,621	65	68	101	12,765	14,425	21,595	47	78	3,366	12,528
200-399	29	38	38	7,608	10,165	9,682	29	38	62,399	74,097	80,946	29	37	38	10,939	17,760	16,546	24	26	4,707	8,363
400-799	11	17	(1)	5,666	8,820	(1)	11	17	34,190	83,611	(1)	11	15	(1)	7,741	14,176	(1)	13	(1)	5,905	(1)
800 and over	3	7	(1)	3,200	7,100	(1)	3	7	35,880	49,214	(1)	3	6	(1)	5,758	15,830	(1)				
400-699	10	13	11	4,966	5,970	5,811	10	13	29,990	53,967	48,530	10	12	11	5,741	11,576	10,740	10	9	2,205	4,109
700-999	1	7	5	700	5,400	3,700	1	7	4,200	55,804	30,413	1	6	5	2,000	6,230	4,800	3	9	3,700	15,735
1000 and over	3	4	4	3,200	4,550	6,450	3	4	35,880	23,054	54,525	3	3	4	5,758	12,200	15,130				
Garfield																					
Total	842	837	807	36,423	34,884	43,400	760	810	248,417	232,502	350,692	721	717	807	63,921	55,619	72,977	277	277	17,812	21,996
None	—	—	—	—	—	—	6	13	257	1,817	2,630	8	11	5	705	1,103	360	4	4	463	337
Under 25	298	364	496	5,288	6,297	14,337	245	336	38,309	45,265	114,279	215	271	493	10,627	11,446	26,570	49	107	2,877	5,388
25-49	299	276		10,796	9,966		279	266	74,774	64,381		268	251		20,645	16,351		101		5,139	
50-99	190	131	222	11,936	8,278	14,115	176	129	69,374	51,229	110,229	176	122	222	17,690	11,875	24,268	88	113	3,859	7,252
100-199	46	51	69	5,545	5,953	8,236	45	51	39,634	33,062	57,588	45	47	68	9,260	6,962	10,877	30	38	3,302	5,697
200 and over	9	15	20	2,858	4,390	6,712	9	15	26,069	36,748	65,966	9	15	19	4,994	7,882	10,902	5	15	2,192	5,322
Gilpin																					
Total	34	31	28	1,086	1,350	827	35	28	6,714	5,090	6,369	35	27	29	1,847	1,882	1,159	11	8	523	134
None	—	—	—	—	—	—	1	1	360	25	365	1	—	1	250	—	50	1	—	250	—
Under 25	16	14	21	202	208	437	16	12	1,360	808	2,895	16	11	21	372	172	718	3	5	25	88
25-49	10	12		334	402		10	12	1,837	2,247		10	11		535	415		3		140	
50 and over	8	5	7	550	740	390	8	3	3,157	2,010	3,109	8	5	7	690	1,295	391	4	3	108	46
Grand																					
Total	158	207	167	5,871	5,485	5,610	148	200	32,955	39,889	38,651	151	143	167	10,500	6,284	7,165	47	24	2,454	1,044
None	—	—	—	—	—	—	2	—	240	—	—	5	4	—	258	380	—	1	—	90	—
Under 25	74	126	134	1,205	1,928	3,391	64	122	7,603	14,754	23,680	66	78	134	1,951	2,002	4,647	10	13	211	321
25-49	56	53		1,871	1,817		54	51	11,655	12,363		52	40		3,979	2,564		19		935	
50-99	21	25	32	1,286	1,418	1,879	21	24	8,009	10,397	12,194	21	18	32	2,083	1,038	1,718	11	10	296	363

100-199	4	3	----	432	322	----	4	3	1,135	2,375	----	4	3	----	640	300	----	6	1	922	360
200 and over	3	----	1	1,077	----	340	3	----	4,313	----	2,777	3	----	1	1,589	----	800				
Gunnison																					
Total	212	268	217	5,313	6,242	6,442	201	252	36,923	42,093	45,590	181	183	219	9,509	8,083	10,312	39	50	2,241	2,109
None	----	----	----	----	----	----	4	4	830	223	296	6	5	5	775	169	284	3	3	606	125
Under 25	132	184	197	2,073	2,808	4,662	121	165	15,730	19,162	31,546	103	114	195	3,277	3,822	7,081	13	37	382	989
25-49	60	65		2,035	2,185		56	64	11,659	13,903		53	46		3,747	2,527		16		833	
50 and over	20	19	20	1,205	1,249	1,780	20	19	8,704	8,805	13,748	19	18	19	1,710	1,565	2,947	7	10	420	995
Hinsdale																					
Total	18	19	21	413	422	563	19	20	1,770	3,025	4,569	14	13	21	491	509	616	3	6	46	173
None	----	----	----	----	----	----	1	1	100	52	----	----	----	----	----	----	----	1	----	9	----
Under 25	11	13	21	134	195	563	11	13	681	1,393	4,569	8	7	21	109	153	616	2	6	37	173
25 and over	7	6		279	227		7	6	989	1,580		6	6		382	356					
Huerfano																					
Total	598	742	546	19,750	29,445	28,142	535	690	85,388	137,961	198,430	486	529	503	28,437	33,480	41,600	152	196	8,025	14,487
None	----	----	----	----	----	----	7	4	689	2,033	1,141	6	6	8	175	722	320	2	3	100	86
Under 25	328	344	370	5,335	5,561	9,094	280	313	19,104	19,997	63,467	236	193	326	6,859	4,915	12,647	54	85	930	2,428
25-49	153	234		5,180	8,013		142	215	20,794	31,646		139	183		7,253	8,555		40		1,434	
50-99	88	117	101	5,342	7,312	6,408	79	112	26,469	31,249	44,160	77	102	98	6,520	7,754	9,605	34	63	1,664	3,860
100-199	24	35	55	2,793	4,164	6,622	22	34	11,127	25,241	46,168	23	33	55	5,205	3,829	11,068	18	33	2,247	4,210
200 and over	5	12	20	1,100	4,395	6,018	5	12	7,205	27,795	43,494	5	12	16	2,425	7,705	7,960	4	14	1,650	3,903
Jackson																					
Total	89	141	117	2,466	3,722	2,978	86	132	15,190	24,009	21,595	84	107	118	3,570	5,547	4,924	11	22	465	923
None	----	----	----	----	----	----	----	----	----	----	125	1	1	1	12	9	6	1	1	12	25
Under 25	52	91	109	810	1,394	2,438	50	82	5,370	10,492	17,618	47	65	109	1,415	2,105	3,163	1	16	300	351
25-49	26	37		827	1,233		25	37	4,461	7,852		25	29		1,275	2,324		6		96	
50-99	8	11	8	473	791	540	8	11	2,580	3,870	3,852	8	10	8	388	813	1,755	3	5	57	567
100 and over	3	2	----	356	304	----	3	2	2,779	1,795	----	3	2	----	480	296	----				
Jefferson																					
Total	1,249	1,559	1,448	130,614	180,869	158,856	1,145	1,444	1,153,881	1,664,676	1,392,032	1,074	1,218	1,395	230,444	332,757	304,414	479	784	120,250	152,569
None	----	----	----	----	----	----	15	5	15,877	4,655	6,031	29	14	18	9,527	15,692	3,938	18	16	9,383	3,566
Under 25	452	495	732	7,389	8,108	18,403	377	421	45,348	53,307	146,187	335	348	680	22,034	15,807	40,095	72	241	9,248	13,384
25-49	317	421		11,089	14,735		298	396	71,900	84,319		277	337		23,334	20,798		98		8,742	
50-99	222	266	328	13,372	16,358	20,730	205	256	77,527	97,403	164,049	195	214	322	25,675	24,481	43,735	97	195	9,743	17,519
100-199	101	163	191	11,959	20,612	24,910	96	155	88,286	137,823	205,959	91	129	185	20,910	29,832	42,161	66	155	8,765	19,310
200-399	84	104	112	21,956	26,381	29,532	82	102	204,808	177,345	252,447	77	81	107	34,954	33,666	61,801	65	100	17,938	38,060
400-799	44	81	(1)	23,378	41,675	(1)	43	80	237,030	351,115	(1)	41	68	(1)	34,135	70,481	(1)	37	(1)	16,442	(1)
800-1599	24	23	(1)	25,771	24,800	(1)	24	23	260,255	206,835	(1)	24	21	(1)	39,975	53,000	(1)	22	(1)	24,252	(1)
1600-3199	2	4	(1)	4,200	8,200	(1)	2	4	53,300	65,150	(1)	2	4	(1)	4,400	19,000	(1)	4	(1)	15,737	(1)
3200 and over	3	2	(1)	11,500	20,000	(1)	3	2	99,550	488,724	(1)	3	2	(1)	15,500	50,000	(1)				
400-699	37	73	61	18,450	36,025	30,631	36	72	188,620	292,118	286,834	35	60	59	25,560	58,662	59,684	30	55	10,850	35,281
700-999	17	18	11	13,578	14,200	8,850	17	18	126,510	126,812	85,145	16	16	11	17,600	28,519	11,825	16	11	9,902	7,110
1000-2499	16	16	10	21,321	21,450	13,800	16	16	235,455	162,664	133,538	16	16	10	35,350	51,300	21,175	17	13	35,679	18,339
2500 and over	3	3	3	11,500	23,000	12,000	3	3	99,550	528,230	111,842	3	3	3	15,500	54,000	20,000				
Kiowa																					
Total	383	568	515	27,587	34,656	50,812	370	545	162,066	219,480	364,893	350	463	505	46,499	59,010	78,905	147	241	10,125	21,107
None	----	----	----	----	----	----	4	----	884	----	1,095	4	----	1	395	----	48	3	3	370	335
Under 25	51	97	130	913	1,662	3,821	45	85	5,601	13,896	29,367	42	63	127	3,556	4,339	8,579	10	28	1,156	1,993
25-49	106	172		3,835	6,181		102	165	22,625	42,836		88	137		7,108	12,333		24		805	
50-99	132	198	149	8,717	12,109	10,034	125	194	47,622	74,382	69,839	125	172	145	14,935	22,699	16,649	52	58	1,686	2,952
100-199	72	82	173	9,112	10,054	21,841	72	82	58,346	60,668	155,735	69	73	171	14,215	14,189	34,233	43	104	4,538	9,418
200 and over	22	19	63	5,010	4,650	15,116	22	19	26,988	27,698	108,857	22	18	61	6,290	5,450	19,396	15	48	1,572	6,409

[1] Comparison with later censuses may be found in groups below beginning with 400-699.

COUNTY TABLE 1.—CHICKENS ON FARMS 1940, 1935, AND 1930; CHICKEN EGGS PRODUCED AND CHICKENS RAISED 1939, 1934, AND 1929; AND CHICKENS SOLD, 1939 AND 1929; CLASSIFIED BY NUMBER ON HAND—Continued

(Chickens on hand over 4 months old Apr. 1, 1940 and over 3 months old Jan. 1, 1935 and Apr. 1, 1930)

STATE OR COUNTY AND NUMBER OF CHICKENS ON HAND	CHICKENS ON HAND						CHICKEN EGGS PRODUCED					CHICKENS RAISED						CHICKENS SOLD			
	Farms reporting			Number			Farms reporting		Dozens			Farms reporting			Number			Farms reporting		Number	
	1940 (Apr. 1)	1935 (Jan. 1)	1930 (Apr. 1)	1940 (Apr. 1)	1935 (Jan. 1)	1930 (Apr. 1)	1939	1934	1939	1934	1929	1939	1934	1929	1939	1934	1929	1939	1929	1939	1929
COLORADO—Con.																					
Kit Carson																					
Total	959	1,467	1,414	75,357	98,450	127,318	867	1,445	411,446	560,801	845,558	813	1,356	1,396	123,384	186,481	209,906	369	819	29,572	64,806
None	———	———	———	———	———	———	7	23	4,860	3,950	460	10	25	2	5,242	3,331	260	7	1	4,566	200
Under 25	121	291	354	2,014	4,912	10,588	80	270	9,617	37,188	81,212	59	213	344	2,991	16,202	22,102	9	110	389	5,108
25-49	201	381		7,680	14,359		177	368	38,721	88,432		169	345		13,407	32,694		55		1,965	
50-99	347	463	499	23,305	29,680	33,809	320	454	117,475	171,168	237,741	305	452	495	37,482	60,698	60,358	125	295	6,444	16,511
100-199	244	274	460	30,012	34,179	57,874	237	272	160,627	175,842	357,590	225	268	455	46,202	53,663	92,428	138	334	10,734	30,289
200-399	41	51	93	9,796	12,330	21,537	41	51	63,416	65,762	141,965	40	46	92	14,210	16,155	30,958	31	73	4,404	11,401
400 and over	5	7	8	2,550	2,990	3,510	5	7	16,730	18,459	26,590	5	7	8	3,850	3,738	3,800	4	6	1,070	1,297
Lake																					
Total	13	13	13	284	247	267	11	13	1,604	1,038	2,017	7	11	9	149	308	220	———	2	———	104
None	———	———	———	———	———	———	1	2	243	60	150	1	———	———	23	———	———	———	———	———	———
Under 25	8	10	13	89	141	267	5	8	269	806	1,867	3	8	9	30	118	220	———	2	———	104
25 and over	5	3		195	106		5	3	1,092	172		3	3		96	190		———		———	
La Plata[2]																					
Total	883	1,060	960	39,445	42,268	43,540	775	1,033	266,021	311,502	335,211	751	794	932	63,548	50,213	65,852	325	400	21,750	23,626
None	———	———	———	———	———	———	4	2	730	1,030	7,034	5	2	18	500	104	1,742	6	17	161	1,130
Under 25	324	492	650	5,670	8,802	17,244	259	473	32,056	63,471	133,483	233	329	605	10,166	10,107	27,192	58	187	2,911	7,293
25-49	276	319		9,966	11,537		249	312	60,898	92,862		240	255		15,299	16,225		101		4,510	
50-99	204	178	230	12,734	11,414	14,862	189	176	95,541	86,035	108,248	196	150	230	21,202	13,140	22,646	109	135	6,995	9,282
100-199	67	62	65	8,047	7,295	7,728	64	61	58,747	51,333	58,136	66	52	64	13,005	8,535	9,750	43	48	4,983	3,917
200 and over	12	9	15	3,028	3,220	3,706	10	9	18,049	16,771	28,310	11	6	15	3,376	2,102	4,522	8	13	2,190	2,004
Larimer																					
Total	1,552	1,725	1,594	120,054	137,023	122,393	1,433	1,630	957,457	855,537	949,129	1,331	1,578	1,598	257,963	258,710	258,137	736	912	105,808	110,366
None	———	———	———	———	———	———	17	8	6,993	1,231	11,065	24	12	18	8,478	2,338	3,247	22	18	6,890	2,938
Under 25	295	347	704	4,822	6,115	20,608	239	302	32,560	38,636	165,932	185	264	694	12,958	16,927	56,544	60	277	5,106	20,700
25-49	411	426		14,887	15,958		376	396	114,525	90,088		340	378		40,052	35,297		146		17,008	
50-99	493	465	523	32,001	29,853	34,154	462	450	255,349	168,512	248,087	452	450	522	78,258	62,590	72,965	263	324	26,103	27,678
100-199	241	361	263	29,642	44,332	32,112	251	349	229,863	247,605	236,209	223	353	261	59,367	77,835	54,921	158	201	26,286	20,943
200-399	84	93	75	20,962	22,915	19,154	80	92	160,543	164,440	152,973	79	88	74	33,930	33,806	37,649	61	64	14,152	19,011
400-799	20	27	(1)	10,040	12,750	(1)	20	27	88,308	93,985	(1)	20	27	(1)	14,420	22,277	(1)	18	(1)	4,588	(1)
800 and over	8	6	(1)	7,700	5,100	(1)	8	6	69,316	51,040	(1)	8	6	(1)	10,500	7,640	(1)	8	(1)	5,675	(1)
400-699	19	26	24	9,290	12,050	12,040	19	26	80,561	89,185	100,633	19	26	24	13,320	20,777	24,896	17	24	3,988	14,696
700-999	5	6	3	4,050	4,800	2,325	5	6	39,435	54,590	18,280	5	6	3	5,400	8,140	4,415	5	2	3,525	2,000
1000 and over	4	1	2	4,400	1,000	2,000	4	1	37,628	1,250	15,950	4	1	2	6,200	1,000	3,500	4	2	2,750	2,400
Las Animas																					
Total	1,062	1,620	1,443	42,877	61,055	69,252	933	1,497	237,514	329,381	522,837	903	1,313	1,439	64,601	92,304	121,714	236	419	15,278	39,643
None	———	———	———	———	———	———	13	9	2,944	1,426	2,071	11	15	10	534	845	734	4	8	221	658
Under 25	497	727	977	7,881	11,571	24,073	401	630	39,446	65,089	168,744	382	498	968	12,188	18,016	40,978	42	182	1,870	7,098
25-49	309	536		10,770	18,612		275	510	60,416	96,150		276	480		17,099	28,119		67		2,723	

50-99	172	275	318	10,741	16,662	19,925	162	268	58,421	86,596	138,526	155	244	314	15,840	22,613	30,539	73	132	4,512	7,463
100-199	71	58	122	8,750	7,114	15,089	69	56	49,392	37,421	124,486	66	53	121	12,910	9,688	26,931	41	75	4,172	10,378
200 and over	13	24	26	4,735	7,096	10,165	13	24	26,895	44,699	89,010	13	23	26	6,030	13,023	22,532	9	22	1,980	14,048
Lincoln																					
Total	715	1,035	1,088	57,459	75,086	102,570	666	1,006	341,596	397,123	751,277	601	899	1,075	88,624	101,580	155,171	298	578	28,643	45,918
None	------	------	------	-------	-------	-------	7	24	3,610	5,128	762	4	24	3	383	2,359	200	3	2	285	74
Under 25	125	193	335	2,089	3,545	9,761	102	162	13,115	19,620	78,096	67	127	327	5,248	6,107	19,940	18	87	2,533	4,675
25-49	168	281		6,352	10,650		152	272	35,155	61,884		141	235		10,136	17,803		49		1,832	
50-99	215	335	384	14,511	21,516	25,132	206	325	75,771	114,814	187,745	194	300	359	22,737	30,229	39,483	98	211	5,774	11,251
100-199	150	171	282	18,359	23,985	35,832	144	169	95,537	111,206	240,406	138	161	281	25,225	25,505	49,963	86	192	6,543	14,505
200-399	51	50	93	13,198	12,050	23,781	49	49	92,183	56,975	170,003	51	47	91	18,347	14,627	34,609	40	74	7,126	11,424
400 and over	6	5	14	2,950	3,340	8,064	6	5	26,225	27,496	74,265	6	5	14	6,550	4,950	10,976	4	12	4,550	4,009
Logan																					
Total	1,399	1,671	1,670	113,439	128,882	152,839	1,330	1,651	784,712	810,333	1,066,991	1,304	1,567	1,659	237,625	244,520	283,205	786	923	68,067	79,921
None	------	------	------	-------	-------	-------	20	25	10,049	12,058	3,932	17	24	9	4,030	4,129	1,303	18	10	2,826	745
Under 25	138	231	457	2,356	4,178	14,285	118	218	20,714	31,264	105,995	105	176	450	9,966	12,044	33,135	43	140	4,925	8,183
25-49	311	394		11,742	14,681		279	379	79,682	93,886		271	357		31,862	34,051		129		8,102	
50-99	511	570	569	33,932	37,526	38,714	487	558	228,127	220,128	306,162	481	543	563	77,032	75,470	82,090	275	302	18,429	22,462
100-199	365	383	508	45,519	46,697	64,180	352	378	293,285	281,904	414,250	354	374	501	85,771	82,929	110,162	257	354	24,418	29,909
200-399	70	83	125	16,835	20,207	30,065	68	83	125,895	151,659	190,144	70	83	125	24,240	30,972	47,595	58	106	7,126	15,116
400 and over	6	10	11	3,055	5,393	5,595	6	10	26,960	39,434	46,508	6	10	11	4,724	6,925	8,920	6	11	2,241	3,506
Mesa																					
Total	2,071	2,149	1,946	92,107	95,977	111,261	1,861	1,987	719,933	684,700	888,865	1,754	1,775	1,939	160,132	141,488	208,685	711	929	50,733	84,005
None	------	------	------	-------	-------	-------	20	8	5,794	1,249	8,410	20	16	18	1,686	736	1,966	8	13	2,680	1,744
Under 25	857	849	1,234	14,703	15,140	32,747	716	760	114,741	107,001	263,397	629	621	1,212	31,907	24,701	66,219	161	439	8,072	19,194
25-49	670	723		23,996	25,644		615	670	186,112	154,814		597	628		44,490	42,647		237		10,071	
50-99	505	404	476	38,708	24,929	30,332	472	381	285,531	164,818	242,270	471	355	473	62,119	36,514	54,132	273	303	19,768	21,877
100-199	------	131	159	-------	15,239	19,869	-----	127	-------	105,637	144,283	-----	118	159	-------	20,338	33,804	-----	113	-------	14,011
200-399	29	30	56	7,100	7,195	14,138	28	29	61,682	60,651	106,874	27	25	56	8,720	7,652	22,890	23	42	3,827	8,512
400-799	5	9	(1)	2,500	4,570	(1)	5	9	22,767	40,230	(1)	5	9	(1)	5,110	5,800	(1)	4	(1)	2,850	(1)
800 and over	5	3	(1)	5,100	3,260	(1)	5	3	43,306	30,300	(1)	5	3	(1)	6,100	3,100	(1)	5	(1)	3,465	(1)
400-699	5	7	14	2,500	3,150	6,925	5	7	22,787	23,280	52,092	5	7	14	5,110	3,000	12,860	4	12	2,850	7,995
700-999	2	4	4	1,700	3,120	2,950	2	4	13,341	30,750	29,583	2	4	4	1,600	4,800	5,414	2	4	550	2,797
1000 and over	3	1	3	3,400	1,580	4,300	3	1	29,965	16,500	41,958	3	1	3	4,500	1,100	13,400	3	3	2,915	7,875
Mineral																					
Total	13	20	20	394	725	608	12	21	2,908	4,310	5,170	12	18	20	649	843	905	4	4	90	276
None	------	------	------	-------	-------	-------	-----	1	-------	2	20	-----	-----	-----	-------	-------	-------	1	-----	24	-------
Under 25	7	7	17	116	117	388	6	7	368	604	3,200	6	6	17	264	214	465	-----	1	-------	20
25-49	2	10		76	354		2	10	725	1,891		2	9		45	409		1		25	
50 and over	4	3	3	202	254	220	4	3	1,815	1,813	1,950	4	3	3	340	220	440	2	3	41	256
Moffat																					
Total	373	580	570	18,442	22,359	26,046	340	569	113,772	162,102	205,369	316	508	573	33,458	36,096	40,071	126	192	10,503	12,654
None	------	------	------	-------	-------	-------	4	13	1,000	2,339	3,560	6	12	11	1,015	1,062	648	4	9	643	842
Under 25	117	269	386	1,862	4,822	10,051	99	251	13,007	35,160	80,434	77	207	381	4,012	8,206	15,578	14	89	1,358	3,896
25-49	129	169		4,830	6,084		118	185	27,185	41,154		114	153		8,977	10,021		35		2,321	
50-99	80	111	127	5,030	6,784	8,202	73	109	28,370	47,152	61,847	73	106	126	8,060	9,497	11,987	42	55	1,855	3,132
100-199	40	23	43	4,795	2,639	4,723	39	23	33,328	20,799	35,410	39	22	43	7,759	3,320	7,413	25	31	2,776	2,954
200 and over	7	8	12	2,125	2,230	3,070	7	8	10,902	15,498	24,118	7	8	12	3,615	3,990	4,445	6	8	1,550	1,830
Montezuma																					
Total	841	851	750	37,714	41,285	34,179	774	788	231,600	248,778	258,965	734	705	729	55,159	54,927	46,358	267	306	16,350	15,141
None	------	------	------	-------	-------	-------	9	8	2,145	1,499	4,761	12	6	7	989	491	320	11	5	735	120
Under 25	294	278	497	4,761	4,864	13,198	239	235	26,969	33,791	106,040	226	174	476	7,236	8,265	20,450	41	144	1,033	5,297
25-49	280	281		9,173	10,198		244	267	58,300	60,696		225	247		13,855	15,378		75		3,416	

[1] Comparison with later censuses may be found in groups below beginning with 400-699. [2] Includes statistics for 1 farm reported in 1940 and 1930 in San Juan County.

459864 O - 42 - 8

COUNTY TABLE 1.—CHICKENS ON FARMS 1940, 1935, AND 1930; CHICKEN EGGS PRODUCED AND CHICKENS RAISED 1939, 1934, AND 1929; AND CHICKENS SOLD, 1939 AND 1929; CLASSIFIED BY NUMBER ON HAND—Continued

(Chickens on hand over 4 months old Apr. 1, 1940 and over 3 months old Jan. 1, 1935 and Apr. 1, 1930)

STATE OR COUNTY AND NUMBER OF CHICKENS ON HAND	CHICKENS ON HAND						CHICKEN EGGS PRODUCED					CHICKENS RAISED						CHICKENS SOLD			
	Farms reporting			Number			Farms reporting		Dozens			Farms reporting			Number			Farms reporting		Number	
	1940 (Apr.1)	1935 (Jan.1)	1930 (Apr.1)	1940 (Apr. 1)	1935 (Jan. 1)	1930 (Apr. 1)	1939	1934	1939	1934	1929	1939	1934	1929	1939	1934	1929	1939	1929	1939	1929
COLORADO—Con.																					
Montezuma—Con.																					
50-99	214	201	193	13,105	13,002	12,268	210	191	84,983	75,520	86,844	199	193	189	19,229	17,053	16,922	99	116	6,535	6,594
100-199	63	72	48	7,625	8,606	5,973	63	69	47,457	45,185	41,629	62	68	46	10,555	8,425	6,518	35	32	3,637	2,275
200 and over	10	19	12	3,050	4,615	2,740	9	18	11,746	32,087	19,691	10	17	11	3,295	5,315	2,148	6	9	994	857
Montrose																					
Total	1,244	1,196	1,153	65,409	56,057	57,613	1,152	1,130	433,491	343,767	443,737	1,104	998	1,150	119,072	79,231	100,114	571	580	41,939	40,606
None	———	———	———	———	———	———	9	7	2,138	1,275	450	13	11	6	1,266	307	390	10	4	1,080	345
Under 25	359	354	725	6,491	6,631	20,231	308	320	45,519	37,915	160,922	271	240	717	13,744	10,027	38,699	88	279	3,750	13,789
25-49	417	426		15,202	15,633		392	400	102,983	90,139		372	362		29,428	23,956		176		9,922	
50-99	322	314	300	20,446	19,509	18,918	303	299	134,565	120,291	151,373	304	286	300	38,877	27,744	32,594	188	195	13,396	12,471
100-199	123	88	106	14,745	10,409	12,893	118	87	93,698	69,926	89,611	121	82	106	25,434	11,622	18,891	92	84	9,009	7,930
200-399	20	17	21	5,045	3,875	5,171	19	17	38,158	24,221	37,631	20	17	20	7,333	5,575	8,740	17	18	4,782	6,071
400 and over	3	———	1	3,480	———	400	3	———	16,430	———	3,750	3	———	1	2,990	———	800				
Morgan																					
Total	1,179	1,465	1,424	100,156	120,218	122,137	1,088	1,448	603,822	663,905	864,844	1,062	1,350	1,424	201,292	201,001	198,091	657	753	67,610	64,975
None	———	———	———	———	———	———	20	26	10,935	9,467	4,345	20	26	12	3,670	3,842	1,945	24	10	2,834	1,040
Under 25	107	167	470	1,796	3,166	14,622	82	146	10,715	18,440	110,514	72	112	466	7,544	7,121	28,495	27	155	3,380	6,606
25-49	269	362		10,030	13,721		235	351	61,829	72,421		227	326		25,563	30,143		115		7,423	
50-99	441	488	479	28,999	32,359	31,145	409	481	166,420	179,076	209,466	404	459	475	66,513	60,158	57,615	233	258	19,586	17,047
100-199	270	347	364	34,171	43,804	46,058	253	344	188,153	236,340	309,734	253	331	360	64,152	65,181	67,504	182	264	19,987	22,698
200-399	81	90	98	19,910	20,933	23,907	79	89	129,646	110,327	173,021	77	86	98	28,490	28,536	30,250	66	73	12,007	9,877
400 and over	11	11	13	5,250	6,235	6,405	10	11	36,124	37,834	57,764	9	10	13	5,360	8,020	12,282	10	13	2,393	7,705
Otero																					
Total	972	1,183	1,108	60,729	68,454	74,307	875	1,107	412,274	407,791	600,370	851	1,064	1,110	127,591	120,808	145,307	399	445	48,726	46,765
None	———	———	———	———	———	———	9	4	1,162	920	2,041	10	7	8	1,029	1,043	504	4	6	337	280
Under 25	239	311	614	4,316	5,568	16,045	191	270	40,972	33,154	124,270	174	229	611	14,608	10,709	33,592	44	137	5,567	7,402
25-49	292	385		10,976	13,857		263	367	70,491	79,144		261	359		24,722	26,083		103		6,881	
50-99	276	313	301	17,804	19,633	19,026	258	299	101,204	109,684	139,484	252	302	299	38,089	33,187	34,706	136	158	12,271	9,277
100-199	136	135	135	17,033	15,676	16,106	126	128	93,395	74,545	125,364	127	129	135	26,918	22,371	26,013	89	97	8,655	10,190
200-399	24	31	44	5,925	7,140	11,030	23	31	42,270	44,301	87,925	22	30	43	9,075	9,380	17,492	18	35	3,855	8,122
400 and over	5	8	14	4,675	6,580	12,100	5	8	62,780	66,043	121,286	5	8	14	13,150	18,035	31,000	5	12	11,200	11,494
Ouray																					
Total	127	145	159	5,294	6,020	7,165	119	138	38,274	39,703	56,752	110	140	154	8,335	10,633	10,207	38	62	2,892	2,942
None	———	———	———	———	———	———	1	1	135	250	———	1	1	———	35	50	———	1	———	15	———
Under 25	51	52	105	954	996	2,831	48	44	7,871	5,242	22,944	42	47	101	1,596	1,761	4,476	6	30	456	1,137
25-49	46	50		1,684	1,807		42	50	10,012	13,440		42	49		2,986	3,247		14		817	
50-99	19	34	40	1,211	2,022	2,567	18	34	9,877	13,581	19,060	16	34	39	1,713	3,828	5,575	10	24	895	1,167
100 and over	11	9	14	1,445	1,195	1,765	10	9	10,379	7,190	14,748	9	9	14	2,005	1,747	2,156	7	8	709	658

Park																				
Total	180	243	218	4,793	5,477	6,075	161	186	23,764	31,753	39,719	153	177	203	8,499	8,184	8,612	30	35	2,770	1,334
None							2	1	140	4,000	40	4	1	2	944	800	37	3	1	828	15
Under 25	108	167	193	1,600	2,439	4,143	90	115	9,261	11,626	25,319	82	137	176	2,200	3,003	5,890	7	29	526	754
25-49	51	63		1,749	2,168		48	58	7,630	11,086		46	31		2,834	3,156		12		600	
50-99	18	11	20	1,119	655	1,152	18	10	5,213	3,691	8,664	18	6	20	2,231	1,075	1,225	8	5	816	565
100 and over	3	2	5	325	215	780	3	2	1,520	1,350	5,696	3	2	5	290	150	1,460				
Phillips																					
Total	554	712	685	63,094	65,599	73,157	539	696	452,178	390,437	489,978	495	676	668	109,151	127,939	119,565	367	449	34,654	41,846
None							6	4	2,937	1,055	1,660	3	5	4	424	489	384	3	4	262	335
Under 25	32	66	123	545	1,189	3,735	28	60	4,063	14,115	25,569	14	49	113	1,416	5,048	6,873	10	34	1,038	1,878
25-49	81	120		3,136	4,452		73	115	22,078	26,579		63	107		7,375	11,771		38		2,329	
50-99	163	256	202	11,387	17,559	14,069	156	250	74,362	100,780	97,575	146	250	196	23,884	41,501	25,066	98	127	7,196	7,785
100-199	196	212	284	25,135	26,758	35,437	194	209	173,569	150,080	218,145	189	208	280	44,354	49,030	56,810	150	221	14,573	20,211
200-399	71	51	70	17,341	12,091	16,441	71	51	124,143	66,325	109,993	69	51	69	24,150	15,600	23,892	57	59	6,634	9,337
400 and over	11	7	6	5,550	3,550	3,475	11	7	51,026	31,503	37,036	11	6	6	7,550	4,500	6,540	11	4	2,622	2,300
Pitkin																					
Total	131	134	137	5,146	5,780	5,949	127	130	36,238	38,183	35,715	125	94	137	8,143	6,356	8,805	28	42	1,777	3,184
None							3	2	1,093	80		1	2		25	33		2		48	
Under 25	39	47	93	676	819	2,715	37	42	4,911	5,872	16,568	35	22	93	1,345	579	3,638	5	20	88	624
25-49	57	50		1,993	1,737		53	49	13,238	11,121		54	38		2,697	2,092		11		425	
50-99	28	28	36	1,645	1,742	2,219	27	28	11,620	10,124	13,947	28	24	36	3,080	1,977	2,114	10	22	1,216	2,560
100 and over	7	9	8	832	1,482	1,015	7	9	5,376	10,986	5,200	7	8	8	996	1,675	3,053				
Prowers																					
Total	887	1,293	1,242	70,513	86,099	114,673	835	1,225	468,613	559,419	819,396	817	1,037	1,244	153,792	143,705	204,641	494	634	44,403	68,595
None							6	18	760	2,151	4,635	6	16	6	1,675	872	960	6	7	883	716
Under 25	133	244	375	2,437	4,304	11,505	111	209	17,596	32,551	86,611	97	143	372	7,570	10,124	27,878	38	124	2,005	8,650
25-49	196	368		7,394	13,724		182	341	53,744	84,891		175	284		23,339	26,600		84		7,632	
50-99	275	412	433	18,279	26,178	29,206	267	397	122,998	185,632	195,565	261	353	432	43,628	45,571	55,637	156	215	12,272	15,340
100-199	237	218	315	30,004	26,508	39,430	224	210	180,174	151,283	276,395	232	192	315	56,710	39,529	62,066	173	192	13,937	16,689
200-399	41	42	96	9,659	9,635	22,652	40	41	58,645	60,056	158,365	41	40	96	17,270	13,659	31,862	32	74	5,668	10,197
400 and over	5	9	23	2,740	5,750	11,880	5	9	34,696	42,855	97,825	5	9	23	3,600	7,350	26,238	5	22	2,006	17,003
Pueblo																					
Total	1,026	1,387	1,182	66,212	115,018	94,740	905	1,294	505,724	627,257	725,152	842	1,186	1,183	104,509	178,646	157,738	279	493	31,065	64,800
None							7	11	2,309	7,464	3,035	8	12	7	868	1,256	1,925	5	6	665	1,691
Under 25	338	335	626	5,752	5,757	16,588	279	269	30,419	20,323	115,955	226	219	623	11,129	8,344	34,152	31	141	2,165	8,115
25-49	332	431		11,887	15,049		292	401	60,282	61,330		287	370		20,143	21,223		70		3,477	
50-99	210	349	310	12,933	21,581	19,626	188	343	73,910	99,987	131,295	187	330	308	22,063	31,014	34,609	84	157	6,037	9,816
100-199	106	168	158	13,025	20,861	19,277	99	166	94,162	105,459	134,853	96	155	157	19,377	32,347	32,024	57	114	6,219	13,216
200-399	30	67	50	7,035	17,200	12,049	30	67	49,841	103,302	90,777	28	63	50	12,704	28,125	15,393	23	39	5,842	6,197
400-799	5	23	(1)	2,380	11,720	(1)	5	23	25,440	78,797	(1)	5	23	(1)	2,625	19,037	(1)	5	(1)	2,760	(1)
800 and over	5	14	(1)	13,200	22,850	(1)	5	14	169,361	150,595	(1)	5	14	(1)	15,600	37,300	(1)	4	(1)	3,900	(1)
400-699	5	20	20	2,380	9,620	9,850	5	20	25,440	59,995	72,558	5	20	20	2,625	15,337	13,509	5	18	2,760	8,075
700-999	1	7	10	800	5,550	7,850	1	7	6,000	44,957	76,476	1	7	10	600	9,600	14,206	1	10	300	9,190
1000 and over	4	10	8	12,400	19,400	9,500	4	10	163,361	124,440	100,203	4	10	8	15,000	31,400	11,940	3	8	3,600	8,500
Rio Blanco																					
Total	237	315	311	12,682	15,392	16,072	233	308	70,616	103,525	111,267	230	297	312	20,714	24,344	24,216	76	102	4,025	5,210
None							5	5	933	1,395	465	8	5	3	446	430	530	2	3	86	249
Under 25	52	106	193	843	2,027	5,713	48	97	4,135	14,396	39,416	42	88	192	1,647	3,420	9,394	6	43	107	1,485
25-49	85	99		3,049	3,593		81	98	16,522	23,110		81	97		5,454	5,939		18		865	
50-99	69	72	80	4,300	4,547	5,129	68	70	28,531	30,638	36,050	68	69	79	7,557	6,905	8,058	35	38	1,829	1,979
100-199	23	31	32	2,630	3,655	3,880	23	31	15,305	24,416	26,171	23	31	32	3,740	5,700	4,034	15	18	1,138	1,497
200 and over	8	7	6	1,860	1,570	1,350	8	7	5,190	9,570	9,165	8	7	6	1,870	1,950	2,200				

[1] Comparison with later censuses may be found in groups below beginning with 400-699.

COUNTY TABLE 1.—CHICKENS ON FARMS 1940, 1935, AND 1930; CHICKEN EGGS PRODUCED AND CHICKENS RAISED 1939, 1934, AND 1929; AND CHICKENS SOLD, 1939 AND 1929; CLASSIFIED BY NUMBER ON HAND—Continued

(Chickens on hand over 4 months old Apr. 1, 1940 and over 3 months old Jan. 1, 1935 and Apr. 1, 1930)

STATE OR COUNTY AND NUMBER OF CHICKENS ON HAND	CHICKENS ON HAND						CHICKEN EGGS PRODUCED					CHICKENS RAISED						CHICKENS SOLD			
	Farms reporting			Number			Farms reporting		Dozens			Farms reporting			Number			Farms reporting		Number	
	1940 (Apr. 1)	1935 (Jan. 1)	1930 (Apr. 1)	1940 (Apr. 1)	1935 (Jan. 1)	1930 (Apr. 1)	1939	1934	1939	1934	1929	1939	1934	1929	1939	1934	1929	1939	1929	1939	1929
COLORADO—Con.																					
Rio Grande																					
Total	535	621	593	32,234	35,162	34,822	518	598	203,169	218,126	225,121	506	552	582	55,686	45,344	49,202	194	178	12,267	10,777
None	—	—	—	—	—	—	3	4	158	1,019	394	3	6	3	363	286	250	1	1	100	80
Under 25	118	140	291	1,940	2,434	8,376	110	126	11,623	14,081	51,306	100	94	280	4,021	3,057	12,189	15	39	775	931
25-49	149	199		5,383	7,181		143	189	32,733	43,513		139	183		9,393	10,154		32		1,457	
50-99	164	186	203	10,754	11,767	13,250	160	184	66,681	66,871	83,351	160	176	202	20,275	15,671	18,084	76	76	4,781	3,719
100-199	92	84	85	11,082	10,325	9,881	90	83	71,227	60,626	64,950	92	81	83	17,309	11,996	14,725	61	52	4,074	4,348
200 and over	12	12	14	3,075	3,455	3,315	12	12	20,747	32,016	25,120	12	12	14	4,325	4,180	3,954	9	10	1,080	1,699
Routt																					
Total	649	774	710	34,406	34,327	34,133	609	751	212,346	214,887	243,871	588	694	729	63,015	48,771	56,180	250	268	17,133	16,625
None	—	—	—	—	—	—	7	12	2,831	1,575	2,850	6	13	22	1,425	772	1,158	6	14	1,213	905
Under 25	191	290	470	3,591	5,144	13,173	176	268	22,097	33,228	98,984	163	228	467	6,818	8,800	23,488	28	114	910	4,542
25-49	208	247		7,356	8,859		193	241	45,056	55,134		179	226		13,217	13,732		66		2,770	
50-99	165	176	175	10,546	10,959	11,252	155	171	55,367	67,069	76,253	155	171	175	22,030	15,000	18,970	91	97	6,571	5,823
100-199	67	46	55	8,088	5,740	6,708	61	44	52,041	34,242	44,021	67	42	55	12,540	6,812	8,202	44	34	3,025	3,015
200 and over	18	15	10	4,825	3,625	3,000	17	15	34,954	23,639	21,763	18	14	10	6,985	3,655	4,362	15	9	2,644	2,340
Saguache																					
Total	357	421	355	16,995	17,020	16,912	341	416	85,718	93,718	117,204	308	331	349	26,070	20,236	25,991	119	105	5,786	5,101
None	—	—	—	—	—	—	7	1	887	90	395	5	1	5	236	30	178	5	—	186	—
Under 25	117	176	219	1,961	2,847	5,876	103	172	8,763	15,256	40,856	80	101	211	3,356	3,229	9,603	13	36	804	1,322
25-49	105	124		3,745	4,369		99	122	18,709	23,391		94	111		5,497	5,370		35		993	
50-99	92	87	98	5,670	5,470	6,311	90	87	28,460	32,114	43,064	87	86	96	8,936	7,358	9,589	36	45	1,652	1,837
100-199	39	31	35	4,619	3,699	4,075	38	31	22,519	19,399	28,109	38	30	34	6,295	3,699	6,046	27	21	1,646	1,743
200 and over	4	3	3	1,000	635	650	4	3	6,380	3,468	4,780	4	3	3	1,750	550	575	3	3	505	199
San Juan [3]																					
San Miguel																					
Total	140	212	178	5,286	6,474	7,029	135	210	28,680	44,370	52,931	138	159	149	6,788	7,645	8,593	31	62	1,296	3,189
None	—	—	—	—	—	—	1	3	200	330	420	1	4	2	24	144	62	—	2	—	58
Under 25	57	110	131	971	1,833	3,087	52	105	4,812	15,693	24,449	55	66	100	1,550	1,916	3,790	8	36	132	1,334
25-49	45	69		1,592	2,410		44	69	7,722	13,466		44	59		2,167	2,884		6		372	
50-99	29	29	34	1,765	1,751	2,073	29	29	8,973	12,111	13,878	29	26	34	1,918	1,936	2,098	11	15	356	566
100 and over	9	4	13	958	480	1,869	9	4	6,973	2,770	14,184	9	4	13	1,129	765	2,643	6	9	436	1,231
Sedgwick																					
Total	445	543	503	41,507	42,495	45,478	406	533	240,644	262,610	297,211	398	502	465	79,342	80,681	78,200	237	283	20,026	27,587
None	—	—	—	—	—	—	8	—	3,544	—	—	5	—	—	705	—	—	4	1	407	50
Under 25	48	72	126	787	1,301	3,899	26	67	3,577	9,210	28,827	28	59	103	2,336	3,576	8,577	8	41	514	2,446
25-49	75	119		2,855	4,468		65	117	15,786	28,946		55	109		5,442	10,880		20		1,302	
50-99	137	182	183	9,331	12,028	12,444	129	181	55,670	81,743	76,746	131	169	175	20,562	24,763	22,744	69	102	3,837	8,930
100-199	142	138	157	18,099	17,058	19,723	135	136	98,459	95,555	121,894	136	134	150	34,562	30,562	31,428	102	108	9,864	9,190
200 and over	43	32	37	10,435	7,640	9,412	43	32	63,608	47,156	69,744	43	31	37	15,735	10,900	15,451	34	31	4,102	6,971

Summit																				
Total	35	38	37	1,236	1,039	1,192	32	36	5,568	5,401	7,839	21	29	36	2,177	1,328	1,315	10	9	882	252
None																					
Under 25	18	17	32	294	293	888	17	17	1,294	2,069	5,779	9	12	31	353	381	935	4	8	160	237
25-49	12	18		421	571		10	16	2,294	2,580		8	15		433	887		3		92	
50 and over	5	3	5	521	175	304	5	3	1,980	752	2,060	4	2	5	1,391	60	380	3	1	650	15
Teller																					
Total	148	157	122	4,793	4,457	3,805	136	147	24,373	24,828	28,094	93	104	124	8,408	6,251	5,032	43	34	3,549	1,542
None							11	6	2,576	360	48	7	4	2	979	125	24	3	1	633	18
Under 25	81	98	99	1,197	1,325	2,169	68	89	6,853	7,675	14,873	41	49	99	2,038	1,456	2,653	10	19	709	594
25-49	36	39		1,220	1,357		30	33	5,296	6,084		22	32		1,647	1,957		13		730	
50-99	25	14	19	1,606	820	1,191	21	13	7,495	4,149	8,136	18	13	19	2,495	1,010	1,900	13	12	905	607
100 and over	6	6	4	770	957	445	6	6	2,153	6,560	3,057	5	6	4	1,249	1,725	455	4	2	572	323
Washington																					
Total	1,296	1,602	1,573	116,752	122,552	151,668	1,218	1,574	788,990	693,424	1,038,846	1,145	1,437	1,576	189,962	200,610	226,461	699	878	58,085	68,201
None							13	37	5,000	5,765	3,630	12	27	10	1,527	2,526	1,350	9	8	970	733
Under 25	155	273	382	2,432	4,604	11,745	102	241	15,971	36,624	84,370	73	189	379	4,438	11,632	19,694	35	96	1,310	3,647
25-49	246	355		9,516	12,710		225	325	64,987	74,670		200	280		19,388	21,749		100		5,691	
50-99	437	531	511	29,494	35,174	34,653	412	514	189,086	185,495	243,825	394	488	507	53,267	61,129	56,696	226	281	15,269	16,867
100-199	362	348	532	45,568	43,105	68,222	350	343	297,381	253,837	438,099	353	341	532	70,469	66,847	99,185	239	377	21,315	31,262
200-399	105	112	140	24,647	25,659	32,987	105	111	175,114	150,248	237,664	102	109	140	36,138	35,627	45,056	84	108	12,948	14,005
400 and over	11	3	8	5,075	1,300	4,061	11	3	41,451	6,785	31,258	11	3	8	4,735	1,100	4,500	6	8	582	1,687
Weld																					
Total	4,075	4,898	4,827	278,532	324,781	335,381	3,720	4,658	1,915,708	2,002,081	2,391,050	3,679	4,409	4,786	568,374	580,037	611,638	1,793	2,381	172,878	181,263
None							35	38	11,222	16,538	13,258	44	35	31	4,546	3,451	3,370	22	19	1,988	1,374
Under 25	643	863	2,057	11,568	16,069	61,755	501	720	79,451	105,315	480,444	447	614	2,009	37,196	37,902	144,230	143	696	13,904	36,727
25-49	1,137	1,405		42,439	52,974		1,012	1,321	280,315	320,781		1,014	1,259		100,820	108,353		415		25,163	
50-99	1,432	1,631	1,693	92,427	104,018	109,936	1,340	1,593	617,978	627,987	748,870	1,354	1,543	1,677	197,241	198,977	211,569	674	942	48,590	57,581
100-199	678	794	868	81,629	94,436	104,402	651	785	541,115	533,862	712,203	643	761	860	145,600	144,560	166,166	403	564	45,579	52,045
200-399	165	178	179	39,534	43,424	43,048	161	174	300,854	274,015	311,681	157	171	179	62,186	65,529	64,255	120	135	25,919	23,268
400 and over	20	27	30	10,935	13,860	16,240	20	27	84,793	123,603	124,594	20	26	30	20,785	21,265	22,048	16	25	11,735	10,268
Yuma																					
Total	1,600	1,919	1,964	161,439	150,226	196,312	1,485	1,839	970,308	849,911	1,401,119	1,468	1,746	1,928	262,150	284,673	332,207	907	1,205	72,459	102,850
None							15	15	6,009	2,835	1,685	17	18	8	3,150	2,336	863	15	4	1,999	224
Under 25	133	266	463	2,311	4,605	13,585	95	239	12,538	37,917	101,589	82	190	431	6,338	13,946	30,252	34	136	1,760	6,483
25-49	263	419		9,959	15,894		231	400	54,971	98,556		223	359		19,897	38,486		79		3,837	
50-99	514	654	627	34,696	43,275	43,121	479	624	185,527	253,449	317,531	478	618	622	62,320	90,331	85,182	270	378	14,859	22,701
100-199	503	475	671	64,320	59,123	86,362	463	461	387,988	302,155	594,160	488	459	667	105,897	100,396	137,147	354	510	27,561	40,589
200-399	171	95	186	42,299	22,649	44,619	186	90	276,770	121,969	317,074	184	92	183	56,248	33,673	66,313	140	161	19,236	27,378
400 and over	16	10	17	7,854	4,680	8,625	16	10	46,505	33,030	69,080	16	10	17	8,300	5,505	12,450	15	16	3,207	5,475
CONNECTICUT																					
Total	12,846	19,754	13,772	1,997,510	1,947,005	1,536,725	12,153	18,592	20,289,094	16,207,875	13,577,911	11,378	16,624	13,270	7,858,377	4,560,701	3,510,861	5,547	7,137	6,073,721	1,847,105
None							330	193	628,476	118,730	82,814	598	263	132	1,946,506	243,376	54,072	484	97	1,860,207	65,435
Under 25	4,130	6,881	7,370	58,443	98,003	179,377	3,576	6,036	560,834	639,570	1,514,513	3,024	5,104	6,916	532,359	225,720	479,421	457	2,273	428,323	177,169
25-49	3,134	5,576		99,473	174,716		2,891	5,297	911,792	1,137,316		2,633	4,859		398,694	326,122		742		253,960	
50-99	1,873	3,143	2,877	114,183	190,548	176,861	1,767	3,018	1,067,541	1,397,573	1,448,843	1,642	2,691	2,778	389,518	364,116	362,369	854	1,771	248,328	155,661
100-199	1,208	1,786	1,603	150,843	219,555	203,546	1,168	1,737	1,453,212	1,809,590	1,749,174	1,092	1,542	1,568	370,658	450,374	430,500	826	1,278	234,883	216,637
200-399	1,096	1,230	1,058	288,939	310,899	272,565	1,044	1,193	2,949,578	2,609,178	2,397,152	1,023	1,093	1,027	869,493	680,205	611,333	890	921	606,633	330,230
400-799	826	710	[1]	429,349	365,408	[1]	806	697	4,436,608	3,300,177	[1]	795	667	[1]	1,165,970	939,494	[1]	744	[1]	843,509	[1]
800-1599	422	326	[1]	443,311	340,388	[1]	417	323	4,648,522	3,155,304	[1]	415	307	[1]	1,135,506	746,019	[1]	402	[1]	842,363	[1]
1600-3199	129	88	[1]	276,946	185,688	[1]	126	87	2,637,962	1,696,793	[1]	128	85	[1]	765,018	478,775	[1]	121	[1]	553,338	[1]
3200 and over	28	14	[1]	136,023	61,800	[1]	28	11	996,569	343,644	[1]	28	13	[1]	264,655	106,500	[1]	27	[1]	202,177	[1]
400-699	729	628	508	359,915	307,014	250,582	713	616	3,758,317	2,692,771	2,286,732	701	588	494	1,002,252	795,139	550,831	659	468	734,698	319,734
700-999	271	199	177	218,390	157,219	140,803	265	198	2,253,165	1,555,919	1,338,648	265	190	177	493,787	362,862	328,772	247	165	337,355	186,779
1000-2499	343	276	151	479,141	368,701	207,991	338	272	4,863,644	3,377,105	2,018,856	338	260	150	1,380,715	853,787	532,123	329	138	1,030,465	305,435
2500 and over	62	35	28	230,183	120,350	105,000	61	32	1,842,535	870,123	741,179	62	34	28	454,395	259,000	161,440	59	26	338,869	90,025

[1] Comparison with later censuses may be found in groups below beginning with 400-699. [3] Statistics for 1 farm reported in 1940 and 1930 included with data for La Plata County.

COUNTY TABLE 1.—CHICKENS ON FARMS 1940, 1935, AND 1930; CHICKEN EGGS PRODUCED AND CHICKENS RAISED 1939, 1934, AND 1929; AND CHICKENS SOLD, 1939 AND 1929; CLASSIFIED BY NUMBER ON HAND—Continued

(Chickens on hand over 4 months old Apr. 1, 1940 and over 3 months old Jan. 1, 1935 and Apr. 1, 1930)

STATE OR COUNTY AND NUMBER OF CHICKENS ON HAND	CHICKENS ON HAND						CHICKEN EGGS PRODUCED					CHICKENS RAISED						CHICKENS SOLD			
	Farms reporting			Number			Farms reporting		Dozens			Farms reporting			Number			Farms reporting		Number	
	1940 (Apr. 1)	1935 (Jan. 1)	1930 (Apr. 1)	1940 (Apr. 1)	1935 (Jan. 1)	1930 (Apr. 1)	1939	1934	1939	1934	1929	1939	1934	1929	1939	1934	1929	1939	1929	1939	1929
CONNECTICUT—Con.																					
Fairfield																					
Total	1,459	2,538	1,691	190,700	217,751	193,019	1,313	2,456	1,760,129	1,591,279	1,507,711	1,260	2,260	1,665	424,781	451,782	452,049	512	783	276,589	190,401
None	———	———	———	———	———	———	34	8	27,141	3,622	2,353	39	11	13	29,715	6,831	1,663	26	7	27,202	1,194
Under 25	400	722	860	5,719	10,822	22,282	319	662	42,153	56,614	154,983	287	571	839	26,649	22,985	110,167	44	240	17,928	26,545
25-49	420	789		13,444	25,161		360	774	101,197	149,203		354	719		25,113	50,054		79		5,797	
50-99	258	503	403	15,421	30,722	24,714	229	495	115,943	186,742	173,108	224	465	397	25,530	58,439	47,186	89	220	8,094	15,232
100-199	153	267	201	19,238	32,056	25,012	147	263	149,748	233,326	191,016	138	247	195	36,621	65,154	45,205	82	136	15,882	19,795
200-399	102	150	138	27,776	37,467	35,102	98	147	244,257	272,629	280,862	96	144	137	49,515	74,780	75,489	76	107	32,735	36,340
400-799	71	67	(1)	35,082	33,565	(1)	71	67	358,129	260,679	(1)	68	66	(1)	83,424	72,732	(1)	63	(1)	59,446	(1)
800-1599	41	35	(1)	42,057	37,250	(1)	41	35	403,800	333,691	(1)	40	33	(1)	87,545	82,607	(1)	39	(1)	63,779	(1)
1600 and over	14	5	(1)	31,963	10,708	(1)	14	5	317,761	94,773	(1)	14	4	(1)	60,669	18,200	(1)	14	(1)	45,726	(1)
400-699	66	64	50	31,512	31,415	25,485	66	64	320,375	244,299	213,555	63	63	46	76,224	70,462	51,229	58	40	53,773	26,403
700-999	23	13	20	18,989	10,650	16,085	23	13	179,740	105,744	150,573	22	13	20	36,545	19,977	50,350	22	18	27,210	32,482
1000-2499	32	29	16	43,988	36,458	22,839	32	29	437,665	314,100	191,261	32	26	15	87,500	79,100	50,760	31	13	60,905	27,910
2500 and over	5	1	3	14,613	3,000	21,500	5	1	141,910	25,000	150,000	5	1	3	31,369	4,000	20,000	5	2	27,063	4,500
Hartford																					
Total	2,263	3,885	2,843	316,864	328,732	246,663	2,204	3,676	3,130,641	2,761,867	2,060,322	2,122	3,300	2,771	777,991	685,807	574,805	880	1,241	496,237	286,584
None	———	———	———	———	———	———	50	51	123,405	28,585	11,049	64	78	17	71,675	35,341	8,936	52	12	61,654	10,000
Under 25	761	1,406	1,769	11,256	20,076	42,786	695	1,248	106,038	125,472	334,479	643	1,082	1,708	24,718	33,670	89,706	68	450	7,572	34,004
25-49	633	1,190		19,897	36,710		608	1,129	186,375	211,096		586	1,034		36,874	62,731		139		9,892	
50-99	307	621	537	18,255	37,063	32,219	296	594	170,054	241,679	239,279	286	552	521	45,273	63,556	73,245	141	321	22,953	34,326
100-199	202	304	255	25,112	37,258	32,703	198	296	264,856	300,344	285,129	188	243	250	50,415	66,921	67,941	152	210	29,569	34,120
200-399	152	182	149	38,853	44,933	37,124	150	177	385,591	434,205	309,142	148	151	142	88,615	84,992	89,156	135	126	55,066	48,663
400-799	116	112	(1)	59,519	59,527	(1)	115	112	649,308	583,205	(1)	115	94	(1)	155,589	132,801	(1)	105	(1)	106,394	(1)
800-1599	68	56	(1)	72,787	59,115	(1)	68	55	720,602	583,379	(1)	68	53	(1)	157,356	131,245	(1)	66	(1)	110,371	(1)
1600-3199	17	12	(1)	41,085	25,650	(1)	17	12	297,649	199,510	(1)	17	12	(1)	88,200	65,950	(1)	15	(1)	57,016	(1)
3200 and over	7	2	(1)	30,100	8,400	(1)	7	2	226,763	54,392	(1)	7	1	(1)	59,276	8,600	(1)	7	(1)	35,750	(1)
400-699	105	91	80	51,719	44,478	40,126	105	91	554,143	414,847	362,004	105	75	80	139,329	101,421	97,601	97	76	95,354	54,426
700-999	28	42	24	22,298	32,449	19,135	27	42	234,989	328,964	156,897	27	39	24	42,714	67,330	38,390	24	22	27,550	21,950
1000-2499	60	43	27	76,674	56,365	35,570	60	42	761,916	532,065	286,588	60	41	27	169,402	127,545	93,830	58	22	114,461	38,595
2500 and over	15	6	2	52,800	19,400	7,000	15	6	343,274	144,610	75,755	15	5	2	108,976	42,300	16,000	14	2	72,166	10,500
Litchfield																					
Total	1,829	2,643	1,751	212,815	213,595	191,787	1,771	2,524	2,241,397	1,862,026	1,777,023	1,643	2,100	1,617	453,068	397,873	433,653	590	902	286,230	227,430
None	———	———	———	———	———	———	30	17	55,440	11,206	7,940	39	15	12	18,446	13,141	4,350	19	9	16,470	4,766
Under 25	633	953	868	8,897	14,622	21,862	579	876	77,900	98,446	201,320	500	637	758	19,326	16,314	46,910	47	251	6,444	13,504
25-49	480	795		15,167	25,029		460	763	129,987	180,809		420	678		31,640	32,604		94		11,229	
50-99	292	432	407	17,778	26,673	24,760	283	419	171,474	222,369	197,720	272	347	381	45,846	38,663	44,391	104	225	21,945	18,663
100-199	183	233	237	23,043	28,580	30,656	180	226	225,305	250,958	258,731	176	207	233	41,236	46,741	66,047	119	188	18,306	32,613
200-399	108	121	137	28,890	30,631	35,311	106	115	304,616	275,817	310,790	105	109	133	51,639	60,007	66,666	80	129	24,614	38,933
400-799	79	70	(1)	41,022	35,880	(1)	79	70	440,962	346,123	(1)	78	69	(1)	73,645	76,643	(1)	74	(1)	59,667	(1)
800-1599	40	30	(1)	40,268	31,380	(1)	40	29	466,077	280,115	(1)	39	29	(1)	79,540	68,160	(1)	39	(1)	55,295	(1)
1600-3199	9	8	(1)	19,400	16,900	(1)	9	8	183,906	165,183	(1)	9	8	(1)	35,700	39,600	(1)	9	(1)	23,400	(1)
3200 and over	5	1	(1)	18,350	3,900	(1)	5	1	185,730	31,000	(1)	5	1	(1)	56,050	6,000	(1)	5	(1)	48,860	(1)

400-699	69	63	62	33,827	30,830	30,068	69	63	375,862	289,718	285,267	68	62	60	60,010	65,545	67,889	64	61	48,992	50,025
700-999	30	18	21	24,037	14,550	16,780	30	18	247,694	146,450	169,201	30	18	21	46,125	32,410	46,010	29	21	31,325	17,736
1000-2499	26	26	14	34,826	35,800	17,950	26	25	394,464	322,853	209,788	25	25	14	69,050	79,950	56,050	26	15	51,147	25,800
2500 and over	8	2	5	26,350	6,900	14,400	8	2	258,655	63,400	136,266	8	2	5	69,750	12,500	35,340	8	5	55,760	25,390
Middlesex																					
Total	849	1,643	1,091	151,296	146,480	103,431	819	1,541	1,507,381	1,181,838	975,873	724	1,403	1,064	428,627	337,645	242,734	354	566	313,178	117,876
None	------	------	------	------	------	------	24	15	48,424	7,706	15,227	34	30	18	80,397	24,786	5,364	24	10	75,685	3,447
Under 25	232	664	618	3,398	9,105	15,614	208	587	30,841	53,492	133,568	158	506	584	7,118	19,085	35,956	17	196	2,649	10,818
25-49	221	454		6,930	14,222		205	428	61,128	93,680		178	397		17,110	25,391		50		8,409	
50-99	142	253	232	8,630	15,058	14,554	135	243	78,960	114,857	124,051	124	225	227	15,282	26,206	31,121	66	162	6,538	11,778
100-199	95	106	123	11,813	13,131	16,039	95	106	137,452	107,109	151,914	87	94	121	20,540	25,241	37,595	63	96	9,448	17,345
200-399	64	80	61	16,575	20,841	15,845	61	78	153,482	159,944	155,014	54	70	58	33,060	40,967	39,803	45	51	16,993	19,943
400-799	52	50	(1)	27,691	26,718	(1)	48	48	276,685	207,920	(1)	46	48	(1)	80,110	66,449	(1)	50	(1)	59,714	(1)
800-1599	28	26	(1)	27,959	24,970	(1)	28	26	350,669	243,385	(1)	28	26	(1)	96,655	60,120	(1)	26	(1)	73,916	(1)
1600-3199	12	9	(1)	26,100	18,935	(1)	12	9	272,740	158,767	(1)	12	8	(1)	50,355	41,900	(1)	13	(1)	59,826	(1)
3200 and over	3	1	(1)	22,200	3,500	(1)	3	1	97,000	35,000	(1)	3	1	(1)	28,000	7,500	(1)				
400-699	46	45	30	23,411	23,218	14,343	43	43	245,225	176,900	133,660	41	43	29	58,510	50,849	35,880	44	27	43,614	18,445
700-999	22	20	16	17,730	15,920	12,446	21	20	194,447	165,541	116,831	21	20	16	64,300	46,770	25,675	20	13	44,380	10,360
1000-2499	21	18	11	32,009	25,685	14,610	21	18	392,529	208,948	145,608	21	17	11	97,210	46,250	33,360	20	11	77,456	25,740
2500 and over	6	3	-----	30,200	9,300	--------	6	3	164,895	95,681	---------	6	3	-----	35,100	32,100	--------	5	-----	28,026	--------
New Haven																					
Total	1,887	2,977	1,652	333,384	337,531	236,895	1,822	2,858	3,468,189	2,883,174	2,004,074	1,653	2,511	1,621	905,335	711,167	536,049	939	945	608,916	298,566
None	------	------	------	------	------	------	43	15	31,303	9,894	1,546	52	14	12	38,720	6,424	7,381	31	9	35,293	7,185
Under 25	487	894	717	6,787	12,678	17,706	427	797	78,129	96,692	160,016	349	659	692	24,301	20,617	37,595	59	218	14,647	11,723
25-49	417	818		13,199	25,606		396	789	126,795	181,681		351	728		26,389	43,488		118		10,425	
50-99	315	518	379	19,320	30,716	23,872	305	500	202,258	241,089	218,912	271	440	372	40,874	49,597	49,918	163	252	20,592	21,160
100-199	197	328	231	24,698	40,543	28,594	189	321	252,592	348,710	251,555	179	285	226	55,621	74,483	60,806	144	182	34,989	33,111
200-399	213	213	177	56,233	53,460	45,284	206	210	599,265	491,386	424,134	199	188	172	137,555	95,401	91,676	178	146	79,550	45,342
400-799	172	120	(1)	90,474	60,175	(1)	170	120	920,415	564,680	(1)	167	114	(1)	184,427	124,497	(1)	161	(1)	118,173	(1)
800-1599	65	69	(1)	89,123	73,353	(1)	65	69	772,928	676,371	(1)	64	66	(1)	160,490	149,150	(1)	64	(1)	120,567	(1)
1600-3199	18	15	(1)	36,550	31,000	(1)	18	15	356,304	219,671	(1)	18	15	(1)	202,958	130,510	(1)	18	(1)	145,200	(1)
3200 and over	3	2	(1)	17,000	10,000	(1)	3	2	128,200	53,000	(1)	3	2	(1)	36,000	17,000	(1)	3	(1)	29,500	(1)
400-699	148	108	87	73,375	51,675	42,092	146	108	764,460	457,586	352,192	144	103	86	146,477	107,563	98,127	140	80	93,646	51,666
700-999	53	32	35	41,741	25,640	27,587	53	52	465,916	267,861	266,619	52	30	35	90,980	51,134	62,585	50	34	65,644	38,451
1000-2499	51	60	19	73,031	76,663	25,160	51	60	745,871	678,275	231,167	50	58	19	292,418	219,760	86,861	50	18	212,650	66,978
2500 and over	6	6	7	25,000	20,550	26,600	6	6	203,600	110,000	97,933	6	6	7	54,000	42,700	41,100	6	6	41,500	22,950
New London																					
Total	1,934	2,432	1,954	282,814	240,093	212,361	1,773	2,201	2,483,593	1,992,401	1,922,701	1,673	1,969	1,856	1,867,810	552,125	446,440	814	1,057	1,586,122	254,724
None	------	------	------	------	------	------	51	26	85,915	27,745	12,713	144	44	24	867,689	63,560	9,039	128	21	841,455	8,172
Under 25	728	845	1,049	10,016	12,015	24,442	595	681	72,756	75,850	211,175	495	624	952	123,855	25,340	60,858	82	359	104,518	23,810
25-49	451	690		14,580	21,392		413	636	126,971	127,879		354	579		112,703	36,652		113		92,571	
50-99	254	380	420	15,667	23,328	25,630	243	353	136,742	171,529	217,480	224	290	408	77,955	48,759	54,740	127	261	54,699	24,679
100-199	151	224	228	18,434	27,743	29,001	145	218	155,280	219,951	243,015	132	177	224	57,493	56,593	57,646	87	190	40,217	27,173
200-399	156	171	145	39,797	42,970	37,132	142	166	353,441	358,792	319,338	140	147	139	178,950	85,951	80,102	118	125	139,897	44,623
400-799	107	67	(1)	55,624	32,930	(1)	101	66	472,005	316,658	(1)	100	56	(1)	145,285	71,350	(1)	79	(1)	110,641	(1)
800-1599	57	37	(1)	59,125	40,155	(1)	55	37	537,389	334,747	(1)	55	34	(1)	142,650	73,895	(1)	52	(1)	89,577	(1)
1600-3199	27	17	(1)	55,151	35,060	(1)	25	17	511,545	329,250	(1)	26	17	(1)	139,750	75,025	(1)	25	(1)	97,693	(1)
3200 and over	3	1	(1)	14,420	4,500	(1)	3	1	31,569	30,000	(1)	3	1	(1)	21,500	15,000	(1)	3	(1)	14,854	(1)
400-699	94	63	61	46,282	30,130	30,806	89	62	385,905	291,018	279,035	87	52	58	129,885	63,550	54,895	70	52	100,841	32,190
700-999	38	16	25	30,207	12,785	19,775	36	16	291,435	114,340	196,520	37	15	25	68,350	28,670	47,350	32	24	48,677	31,750
1000-2499	54	39	21	80,211	56,230	31,275	51	39	689,579	490,797	317,300	52	37	21	204,450	113,050	58,010	49	20	136,693	29,102
2500 and over	8	4	5	27,620	13,500	14,300	8	4	185,589	114,500	126,125	8	4	5	46,500	30,000	23,800	8	5	26,554	13,225
Tolland																					
Total	1,292	1,699	1,255	225,445	193,962	135,060	1,212	1,530	2,425,421	1,651,891	1,203,780	1,107	1,458	1,238	720,875	423,917	287,055	572	687	532,626	160,732
None	------	------	------	------	------	------	39	5	83,216	3,065	17,982	53	6	16	144,038	12,080	3,194	33	13	140,511	2,931
Under 25	483	701	739	6,774	9,472	17,867	418	582	71,088	53,664	149,735	348	552	720	51,614	13,106	57,945	55	271	38,284	36,074
25-49	267	420		8,440	13,139		237	388	78,461	88,435		212	374		33,776	22,648		73		22,014	

[1] Comparison with later censuses may be found in groups below beginning with 400-699.

COUNTY TABLE 1.—CHICKENS ON FARMS 1940, 1935, AND 1930; CHICKEN EGGS PRODUCED AND CHICKENS RAISED 1939, 1934, AND 1929; AND CHICKENS SOLD, 1939 AND 1929; CLASSIFIED BY NUMBER ON HAND—Continued

(Chickens on hand over 4 months old Apr. 1, 1940 and over 3 months old Jan. 1, 1935 and Apr. 1, 1930)

STATE OR COUNTY AND NUMBER OF CHICKENS ON HAND	CHICKENS ON HAND						CHICKEN EGGS PRODUCED					CHICKENS RAISED						CHICKENS SOLD			
	Farms reporting			Number			Farms reporting		Dozens			Farms reporting			Number			Farms reporting		Number	
	1940 (Apr. 1)	1935 (Jan. 1)	1930 (Apr. 1)	1940 (Apr. 1)	1935 (Jan. 1)	1930 (Apr. 1)	1939	1934	1939	1934	1929	1939	1934	1929	1939	1934	1929	1939	1929	1939	1929
CONNECTICUT—Con.																					
Tolland—Con.																					
50-99	155	192	228	9,813	11,694	14,070	146	186	101,845	98,412	110,999	129	174	223	31,193	21,273	28,218	84	150	17,650	12,334
100-199	106	126	134	13,007	15,385	16,859	102	120	120,067	147,679	146,327	89	111	129	38,713	32,181	31,539	86	109	28,124	17,554
200-399	130	124	82	34,772	31,588	22,151	121	120	376,032	241,163	189,364	125	110	79	99,788	64,529	48,615	111	76	68,689	28,913
400-799	79	92	(1)	41,685	47,754	(1)	78	87	465,737	445,940	(1)	79	91	(1)	88,203	127,110	(1)	67	(1)	53,003	(1)
800-1599	51	34	(1)	54,404	35,180	(1)	51	33	548,694	318,434	(1)	51	30	(1)	103,250	72,400	(1)	45	(1)	82,951	(1)
1600-3199	17	6	(1)	37,550	13,250	(1)	16	6	398,271	182,821	(1)	17	6	(1)	104,500	27,190	(1)	14	(1)	75,700	(1)
3200 and over	4	4	(1)	19,000	16,500	(1)	4	3	182,010	72,278	(1)	4	4	(1)	25,800	31,400	(1)	4	(1)	25,700	(1)
400-699	69	79	42	34,402	38,654	20,753	69	75	388,757	341,738	187,638	69	78	41	75,680	108,610	38,257	59	41	46,611	23,221
700-999	32	26	14	25,973	20,080	11,110	31	25	263,094	196,698	106,805	32	24	14	44,423	41,250	18,887	26	12	23,717	10,500
1000-2499	41	25	12	58,964	32,150	17,450	41	24	604,830	340,359	188,330	41	23	12	137,350	65,840	42,900	37	11	93,726	22,205
2500 and over	9	6	4	33,300	21,800	14,800	8	5	338,031	140,678	106,600	9	6	4	64,300	42,400	17,500	8	4	53,300	7,000
Windham																					
Total	1,333	1,937	1,535	284,192	268,861	217,509	1,239	1,826	3,272,343	2,283,399	2,126,427	1,196	1,623	1,438	2,259,890	1,000,385	538,076	886	956	1,973,823	330,792
None	———	———	———	———	———	———	59	56	173,632	26,907	14,004	173	65	20	695,826	81,213	14,145	171	16	661,937	27,740
Under 25	406	696	750	5,596	9,213	16,818	335	603	81,929	79,340	169,237	244	473	663	254,798	74,603	40,304	85	288	236,281	20,691
25-49	245	420		7,816	13,457		212	390	100,878	104,533		178	350		115,089	52,554		76		93,823	
50-99	150	244	271	9,299	15,294	17,062	130	228	90,265	120,916	167,294	112	200	249	107,565	57,623	33,550	80	180	95,857	17,489
100-199	121	198	194	15,498	24,859	24,682	112	187	147,932	201,513	221,487	103	178	190	72,019	85,060	63,721	93	167	58,348	34,926
200-399	171	189	169	46,043	49,009	44,616	160	180	532,894	375,242	408,508	156	174	167	230,371	173,578	119,826	147	161	189,109	67,473
400-799	150	132	(1)	78,252	68,859	(1)	144	127	853,367	574,972	(1)	142	129	(1)	355,287	267,912	(1)	145	(1)	276,471	(1)
800-1599	72	39	(1)	77,588	38,985	(1)	69	39	846,363	385,184	(1)	70	36	(1)	308,020	108,442	(1)	71	(1)	285,907	(1)
1600 and over	18	19	(1)	44,100	49,185	(1)	18	16	445,085	414,792	(1)	18	18	(1)	120,915	101,400	(1)	18	(1)	96,290	(1)
400-699	132	115	96	65,387	56,614	46,909	126	110	723,590	476,665	473,381	124	112	94	316,137	227,141	106,953	127	91	251,867	63,358
700-999	45	32	22	35,415	25,165	17,885	44	32	375,850	232,321	175,202	44	31	22	100,350	75,321	41,525	44	21	68,854	23,550
1000-2499	58	36	31	78,838	49,350	43,137	56	35	838,790	489,708	448,814	57	33	31	323,335	122,292	110,352	58	30	283,447	69,105
2500 and over	5	7	2	20,300	25,900	6,400	5	5	206,583	176,254	48,500	5	7	2	44,400	53,000	7,700	5	2	34,500	6,460
DELAWARE																					
Total	7,153	9,039	8,930	901,732	1,072,909	1,551,114	6,644	8,549	6,182,309	6,530,763	11,200,991	7,031	8,095	8,697	17,666,460	6,174,234	3,413,677	4,879	6,573	16,615,137	2,070,702
None	———	———	———	———	———	———	95	21	92,977	12,135	42,757	648	251	79	9,846,862	1,942,331	180,289	612	76	9,645,593	161,869
Under 25	1,093	997	2,079	15,605	14,363	55,507	879	806	110,973	88,431	451,381	845	660	1,903	1,850,995	456,282	230,988	389	933	1,789,848	151,325
25-49	1,469	1,669		47,856	53,814		1,321	1,524	266,795	274,254		1,272	1,366		1,831,467	713,486		636		1,712,912	
50-99	1,877	2,553	2,217	118,602	157,704	144,105	1,740	2,464	684,916	870,988	1,095,989	1,698	2,253	2,147	1,431,881	896,768	341,241	1,114	1,525	1,273,314	165,190
100-199	1,723	2,398	2,580	214,374	297,723	327,397	1,649	2,347	1,328,420	1,727,901	2,520,108	1,608	2,231	2,534	1,154,731	931,721	688,009	1,308	2,137	936,790	366,838
200-399	671	1,043	1,303	166,330	252,785	325,677	653	1,024	1,196,935	1,533,112	2,717,813	644	977	1,291	690,717	669,884	698,602	534	1,185	558,858	407,367
400-799	200	270	(1)	100,010	135,821	(1)	195	260	827,930	985,387	(1)	197	252	(1)	281,454	287,039	(1)	173	(1)	210,953	(1)
800-1599	75	85	(1)	79,621	87,322	(1)	75	83	647,936	639,729	(1)	74	82	(1)	128,508	123,688	(1)	69	(1)	98,504	(1)
1600-3199	28	20	(1)	58,350	43,640	(1)	23	18	422,727	355,826	(1)	28	20	(1)	143,745	64,035	(1)	27	(1)	119,060	(1)
3200 and over	17	4	(1)	100,984	29,737	(1)	14	2	602,700	43,000	(1)	17	3	(1)	306,100	89,000	(1)	17	(1)	269,305	(1)
400-699	182	242	467	87,160	115,971	225,848	177	232	723,226	823,483	1,964,644	179	225	462	251,979	238,619	478,342	156	447	191,661	286,545
700-999	47	62	139	37,311	48,100	108,297	47	62	299,170	366,770	979,979	47	60	139	79,475	90,342	220,033	44	132	57,461	135,920
1000-2499	67	66	111	93,810	88,062	145,018	64	62	777,414	638,064	1,232,826	66	64	110	171,333	129,301	327,563	62	109	133,745	218,818
2500 and over	24	9	34	120,684	44,387	219,265	19	7	701,483	195,625	195,494	24	8	32	357,020	105,500	248,610	24	29	314,955	198,830

Kent																				
Total	2,419	2,635	2,704	309,823	300,025	318,475	2,246	2,463	1,972,176	2,016,072	2,436,623	2,172	2,319	2,685	898,102	510,824	559,660	1,381	1,977	647,584	286,214
None							33	1	59,349	7,000	3,200	50	5	4	118,194	6,322	2,240	39	6	114,546	3,050
Under 25	364	317	807	5,155	4,514	20,774	294	258	32,049	34,467	171,276	258	236	790	61,237	11,865	58,823	86	414	51,496	26,305
25-49	473	534		15,404	17,234		449	472	89,210	107,733		422	451		70,557	40,817		183		45,858	
50-99	646	763	777	41,238	47,378	50,928	588	732	235,464	319,334	356,718	574	690	775	211,952	71,489	107,763	362	563	160,639	47,291
100-199	594	683	753	73,735	84,335	94,304	555	667	443,070	569,540	623,821	537	631	749	160,888	139,960	173,055	426	658	87,538	91,052
200-399	231	239	249	56,501	57,366	61,633	224	237	398,738	388,087	456,072	223	217	249	89,695	80,235	94,337	185	224	46,389	47,178
400-799	64	65	(1)	31,965	32,961	(1)	60	63	296,550	269,647	(1)	62	56	(1)	57,284	41,239	(1)	55	(1)	32,689	(1)
800-1599	31	28	(1)	31,425	28,500	(1)	31	28	236,147	231,864	(1)	30	28	(1)	40,595	32,697	(1)	29	(1)	28,815	(1)
1600-3199	11	4	(1)	21,200	7,600	(1)	9	4	161,964	75,400	(1)	11	4	(1)	22,900	16,200	(1)	11	(1)	18,414	(1)
3200 and over	5	2	(1)	33,200	20,137	(1)	3	1	19,635	13,000	(1)	5	1	(1)	64,800	70,000	(1)	5	(1)	61,200	(1)
400-699	60	59	72	29,065	28,636	35,318	56	57	262,430	222,565	291,364	58	51	72	50,034	36,689	55,652	51	69	27,789	31,710
700-999	20	17	21	16,335	13,275	16,225	20	17	149,980	116,937	159,055	20	16	21	21,625	15,647	21,487	19	19	17,390	11,225
1000-2499	24	21	23	33,990	27,150	29,493	23	21	275,071	237,409	283,517	23	21	23	46,620	37,800	32,703	23	22	32,989	17,903
2500 and over	7	2	2	38,400	20,137	9,800	4	1	26,815	13,000	91,600	7	1	2	67,300	70,000	13,600	7	2	62,950	10,500
New Castle																					
Total	1,334	1,621	1,638	184,730	183,471	161,772	1,246	1,527	1,254,835	1,068,250	1,130,715	1,221	1,413	1,618	396,177	288,846	358,503	852	1,144	223,053	212,164
None							20	5	11,236	795	3,162	21	7	14	12,997	1,774	3,322	17	12	9,034	2,989
Under 25	184	212	523	2,622	2,972	14,168	151	161	14,295	16,785	114,159	152	123	504	10,857	8,762	35,734	44	233	5,414	15,605
25-49	265	291		8,885	9,398		239	270	39,554	45,900		223	235		22,289	13,520		104		9,940	
50-99	362	475	521	23,339	29,670	33,613	335	466	114,573	166,704	247,124	330	428	511	52,849	43,505	71,221	249	379	26,089	36,580
100-199	334	433	432	41,947	54,202	52,975	316	424	205,542	278,110	331,742	315	419	427	84,151	97,172	100,681	277	374	46,081	55,186
200-399	119	161	121	29,847	38,462	29,083	115	155	187,928	186,696	195,206	110	153	121	61,066	58,757	53,275	97	107	38,000	32,775
400-799	41	29	(1)	19,960	14,665	(1)	41	27	132,909	78,477	(1)	41	29	(1)	31,295	24,205	(1)	36	(1)	15,273	(1)
800-1599	20	12	(1)	24,096	13,622	(1)	20	12	208,325	104,877	(1)	20	11	(1)	44,973	18,266	(1)	19	(1)	25,064	(1)
1600-3199	3	7	(1)	6,050	16,880	(1)	3	6	69,000	159,906	(1)	3	7	(1)	16,500	19,885	(1)	3	(1)	9,900	(1)
3200 and over	6	1	(1)	27,984	3,600	(1)	6	1	271,473	30,000	(1)	6	1	(1)	59,200	3,000	(1)	6	(1)	38,258	(1)
400-699	38	25	24	17,860	11,865	11,516	38	23	115,084	59,055	82,348	38	25	24	27,545	20,505	24,245	33	22	13,573	13,834
700-999	7	6	7	5,626	4,400	5,592	7	6	51,011	27,922	32,405	7	6	7	13,175	6,100	7,765	7	7	7,054	3,745
1000-2499	18	14	10	24,120	20,052	14,825	18	13	204,139	149,458	124,569	18	13	10	43,048	24,551	62,260	17	10	23,610	51,450
2500 and over	7	4	-----	30,484	12,450	--------	7	4	311,473	136,825	----------	7	4	-----	68,200	14,200	--------	7	-----	44,258	--------
Sussex																					
Total	3,400	4,783	4,588	407,179	589,413	1,070,867	3,152	4,559	2,955,298	3,446,441	7,633,653	3,638	4,363	4,394	16,372,181	5,374,564	2,495,514	2,646	3,452	15,744,500	1,572,324
None							42	15	22,392	4,340	36,395	577	239	61	9,715,671	1,934,235	174,727	556	58	9,522,013	155,830
Under 25	545	468	749	7,828	6,877	20,565	434	387	64,629	37,179	165,946	435	301	609	1,778,901	435,655	136,431	259	286	1,732,938	89,415
25-49	731	844		23,567	27,182		633	782	138,031	120,621		627	680		1,738,821	659,149		349		1,657,114	
50-99	869	1,315	919	54,025	80,656	59,564	817	1,266	334,879	384,950	492,147	794	1,135	861	1,167,080	781,774	162,257	503	583	1,086,586	79,319
100-199	795	1,282	1,395	98,692	159,186	180,118	778	1,256	679,808	880,251	1,564,545	756	1,181	1,358	909,692	694,589	414,273	605	1,105	803,171	220,600
200-399	321	643	933	79,982	156,957	234,961	314	632	610,269	958,329	2,066,535	311	607	921	539,956	530,892	550,990	252	854	474,469	327,414
400-799	95	176	(1)	48,085	88,195	(1)	94	170	398,471	637,263	(1)	94	167	(1)	192,875	221,595	(1)	82	(1)	162,991	(1)
800-1599	24	45	(1)	24,100	45,200	(1)	24	43	203,464	302,988	(1)	24	43	(1)	42,940	72,725	(1)	21	(1)	44,625	(1)
1600-3199	14	9	(1)	31,100	19,160	(1)	11	8	191,763	120,520	(1)	14	9	(1)	104,345	27,950	(1)	13	(1)	90,746	(1)
3200 and over	6	1	(1)	39,800	6,000	(1)	5	-----	311,592	----------	(1)	6	1	(1)	182,100	16,000	(1)	6	(1)	169,847	(1)
400-699	84	158	371	40,235	75,470	179,014	83	152	345,712	541,863	1,590,932	83	149	366	174,400	181,425	398,445	72	356	150,299	241,001
700-999	20	39	111	13,350	30,425	86,480	20	39	98,179	221,911	788,519	20	38	111	44,675	68,595	190,781	18	106	33,017	120,950
1000-2499	25	31	78	35,700	40,860	100,700	23	28	298,204	251,197	824,740	25	30	77	81,665	66,950	232,600	22	77	77,146	149,465
2500 and over	10	3	32	51,800	11,800	209,465	8	2	363,195	45,800	103,894	10	3	30	221,520	21,300	235,010	10	27	207,747	188,330
DISTRICT OF COLUMBIA																					
Total	27	44	68	18,141	13,780	12,529	29	43	108,115	106,869	101,549	17	36	67	22,050	15,999	20,720	12	29	16,615	6,828
None							2	-----	953	----------	----------	2	-----	1	550	--------	70	1	1	400	70
Under 25	7	19	36	71	222	804	7	18	294	1,411	4,658	5	13	34	93	367	1,487	1	6	300	333
25-49	5	9		143	286		5	9	702	1,352		2	7		135	465		-----		--------	
50-99	4	5	14	200	325	875	4	5	1,890	1,232	5,169	2	5	14	100	555	1,270	1	8	30	435
100-199	3	2	6	388	225	745	3	2	4,096	2,500	4,500	1	2	6	300	400	1,550	1	4	5	1,075
200-399	2	3	7	584	775	1,825	2	3	5,426	5,550	11,329	1	3	7	550	1,430	4,875	2	5	2,107	1,725
400-799	3	2	(1)	1,400	1,000	(1)	3	2	5,875	4,597	(1)	1	2	(1)	400	1,682	(1)	3	(1)	850	(1)
800 and over	3	4	(1)	15,355	10,947	(1)	3	4	88,879	90,227	(1)	3	4	(1)	19,922	11,100	(1)	3	(1)	12,923	(1)
400-699	3	2	3	1,400	1,000	1,500	3	2	5,875	4,597	12,085	1	2	3	400	1,682	1,820	3	3	850	390
700-999	------	------	-----	-------	-------	-------	-----	-----	---------	---------	---------	-----	-----	-----	---------	--------	--------	-----	-----	--------	--------
1000 and over	3	4	2	15,355	10,947	6,780	3	4	88,879	90,227	63,808	3	4	2	19,922	11,100	9,648	3	2	12,923	2,800

[1] Comparison with later censuses may be found in groups below beginning with 400-699.

COUNTY TABLE 1.—CHICKENS ON FARMS 1940, 1935, AND 1930; CHICKEN EGGS PRODUCED AND CHICKENS RAISED 1939, 1934, AND 1929; AND CHICKENS SOLD, 1939 AND 1929; CLASSIFIED BY NUMBER ON HAND—Continued

(Chickens on hand over 4 months old Apr. 1, 1940 and over 3 months old Jan. 1, 1935 and Apr. 1, 1930)

STATE OR COUNTY AND NUMBER OF CHICKENS ON HAND	CHICKENS ON HAND						CHICKEN EGGS PRODUCED					CHICKENS RAISED						CHICKENS SOLD			
	Farms reporting			Number			Farms reporting		Dozens			Farms reporting			Number			Farms reporting		Number	
	1940 (Apr. 1)	1935 (Jan. 1)	1930 (Apr. 1)	1940 (Apr. 1)	1935 (Jan. 1)	1930 (Apr. 1)	1939	1934	1939	1934	1929	1939	1934	1929	1939	1934	1929	1939	1929	1939	1929
FLORIDA																					
Total	42,502	50,457	40,623	2,029,176	2,190,189	1,949,623	39,071	47,461	14,512,849	11,698,568	14,424,168	37,699	43,084	38,940	4,633,284	3,239,182	3,421,394	16,538	20,388	2,761,708	1,610,048
None	———	———	———	———	———	———	345	56	149,268	24,232	92,740	508	110	258	478,732	25,516	36,693	343	211	448,222	32,553
Under 25	21,256	24,647	31,652	292,806	341,728	660,875	18,573	22,514	1,623,218	1,373,790	4,310,753	17,376	19,555	29,815	710,687	629,064	1,362,758	5,513	14,006	272,803	504,650
25-49	12,692	16,111		402,357	509,380		11,983	15,508	2,125,814	2,059,205		11,718	14,537		738,939	730,675		5,306		288,206	
50-99	5,152	6,385	5,696	311,664	381,050	346,273	4,898	6,196	1,696,826	1,685,906	2,258,025	4,843	5,878	5,634	565,970	503,258	529,842	2,844	3,647	298,505	232,310
100-199	1,814	1,869	1,856	222,160	221,996	224,413	1,722	1,809	1,440,559	1,232,422	1,584,327	1,708	1,694	1,832	411,819	286,551	355,106	1,199	1,341	274,231	190,853
200-399	903	822	795	230,372	207,180	201,550	877	793	1,924,880	1,392,324	1,597,995	876	736	782	603,740	283,357	343,574	709	644	419,987	190,245
400-799	448	399	(1)	231,930	207,480	(1)	442	387	2,155,548	1,576,186	(1)	435	369	(1)	462,210	307,782	(1)	396	(1)	291,097	(1)
800-1599	178	174	(1)	185,146	179,580	(1)	172	170	1,917,021	1,429,414	(1)	176	157	(1)	371,984	258,450	(1)	169	(1)	260,873	(1)
1600-3199	47	43	(1)	95,620	92,232	(1)	47	41	878,701	710,874	(1)	47	42	(1)	180,583	138,529	(1)	47	(1)	127,352	(1)
3200 and over	12	7	(1)	57,121	49,563	(1)	12	7	601,014	214,215	(1)	12	6	(1)	108,620	76,000	(1)	12	(1)	80,432	(1)
400-699	394	341	347	193,346	165,994	169,069	388	331	1,771,296	1,280,182	1,425,389	381	315	343	388,122	236,241	277,733	345	297	245,945	158,589
700-999	121	125	121	95,162	97,688	96,077	120	122	972,534	697,835	838,013	121	117	121	179,782	151,941	138,103	114	107	112,552	68,941
1000-2499	153	139	137	210,188	185,910	186,388	148	134	2,089,260	1,557,829	1,797,252	151	125	136	418,673	250,379	245,193	148	117	292,350	132,357
2500 and over	17	18	19	71,121	79,263	64,978	17	18	719,194	394,843	519,674	17	17	19	136,820	142,200	132,392	17	18	108,907	99,550
Alachua																					
Total	1,791	1,908	1,875	78,134	76,416	65,404	1,582	1,807	450,041	309,610	415,861	1,589	1,682	1,629	126,227	91,592	98,366	898	921	55,922	39,160
None	———	———	———	———	———	———	18	3	1,626	155	1,875	22	3	11	2,804	375	673	13	4	1,894	837
Under 25	821	957	1,496	11,103	12,262	30,522	663	860	57,159	43,312	175,536	669	776	1,245	27,719	20,661	52,159	306	665	14,260	19,022
25-49	568	541		17,965	17,015		525	527	83,780	62,691		521	500		29,544	20,971		310		9,409	
50-99	251	279	272	15,453	17,142	16,796	232	270	66,167	61,717	102,596	234	261	268	20,352	19,143	22,907	155	175	7,446	9,375
100-199	106	99	82	12,850	11,674	9,596	99	98	70,803	39,600	71,548	98	96	81	12,804	11,901	12,247	74	57	5,321	4,460
200-399	28	40	17	6,375	9,428	4,040	28	37	36,111	45,543	31,531	28	37	16	12,264	6,561	4,230	26	14	8,480	1,916
400-799	12	8	(1)	5,958	3,995	(1)	12	8	35,495	13,842	(1)	12	6	(1)	9,340	4,280	(1)	9	(1)	3,462	(1)
800 and over	5	4	(1)	8,430	4,900	(1)	5	4	98,900	42,750	(1)	5	3	(1)	11,400	7,700	(1)	5	(1)	5,650	(1)
400-699	12	7	6	5,958	3,295	2,750	12	7	35,495	13,142	18,100	12	5	6	9,340	2,480	3,750	9	4	3,462	1,550
700-999	2	2	1	1,780	1,650	700	2	2	11,680	8,700	5,500	2	1	1	2,900	1,800	1,400	2	1	1,700	1,400
1000 and over	3	3	1	6,650	3,950	1,000	3	3	87,220	34,750	9,175	3	3	1	8,500	7,700	1,000	3	1	3,950	600
Baker																					
Total	393	428	429	10,526	13,845	16,829	372	421	51,508	58,714	116,235	368	396	419	16,307	16,369	20,000	117	152	5,458	5,572
None	———	———	———	———	———	———	1	———	120	———	325	2	———	5	80	———	141	2	2	70	36
Under 25	214	193	364	3,199	3,103	8,293	197	189	13,686	15,272	51,527	190	171	350	5,177	4,846	12,612	46	118	1,217	3,444
25-49	139	181		4,396	5,719		134	179	20,912	25,081		136	173		7,472	6,511		44		2,559	
50-99	35	40	52	1,918	2,298	2,906	33	39	8,860	8,361	17,493	33	38	52	2,438	2,542	3,442	19	26	802	927
100 and over	7	14	13	1,013	2,725	5,630	7	14	7,930	10,000	46,890	7	14	12	1,140	2,470	3,805	6	6	810	1,165
Bay																					
Total	132	199	163	4,826	8,349	7,957	130	182	51,718	34,467	71,394	122	182	164	10,756	11,905	14,216	53	65	6,327	5,636
None	———	———	———	———	———	———	1	2	70	35	243	1	2	2	30	75	300	———	2	———	230
Under 25	77	103	124	1,104	1,498	2,990	74	91	5,163	4,048	22,396	70	89	123	2,203	2,703	5,625	27	41	711	1,787
25-49	30	60		953	1,945		30	55	3,635	3,315		28	55		1,385	3,123		11		353	
50-99	15	16	28	936	995	1,659	15	16	4,315	1,481	11,100	13	16	28	1,413	1,349	4,351	10	14	648	2,406
100-199	5	12	5	598	1,457	563	5	11	7,120	6,917	4,250	5	12	5	4,300	2,130	590	2	4	3,965	288
200 and over	5	8	6	1,235	2,454	2,745	5	7	11,415	18,671	33,405	5	8	6	1,425	2,525	3,350	3	4	650	925

Bradford																				
Total	744	826	708	27,132	27,255	25,394	685	790	167,591	143,908	166,369	679	746	638	42,183	38,546	35,862	160	287	10,617	13,687
None	—	—	—	—	—	—	6	4	673	220	100	7	4	2	163	115	60	2	2	35	35
Under 25	380	417	574	5,130	5,766	12,087	327	387	21,489	27,530	72,829	325	356	505	9,125	9,921	19,114	35	190	1,120	5,397
25-49	227	289		7,121	9,119		217	260	29,680	37,976		214	275		10,409	11,205		67		2,097	
50-99	88	90	99	5,231	5,441	6,190	87	89	25,371	24,660	38,279	85	86	99	7,198	5,972	7,817	31	62	1,587	3,087
100-199	32	21	26	4,110	2,421	3,115	31	21	27,912	11,160	24,085	31	17	26	6,177	3,124	3,861	16	24	2,528	2,128
200-399	10	5	4	2,450	1,310	1,038	10	5	25,561	8,905	9,395	10	5	3	4,726	2,200	750	2	4	950	665
400 and over	7	4	5	3,090	3,198	2,964	7	4	36,905	33,457	21,681	7	3	5	4,385	6,009	4,280	7	5	2,300	2,375
Brevard																					
Total	287	225	217	14,576	10,613	14,224	255	209	131,541	74,803	115,811	238	172	211	45,658	16,786	26,257	94	88	32,306	10,399
None	—	—	—	—	—	—	4	1	589	360	835	6	1	1	5,104	12	46	2	1	5,020	111
Under 25	140	96	155	1,784	1,396	3,442	116	84	14,760	9,196	26,284	98	60	148	10,613	2,347	6,853	21	45	6,830	2,113
25-49	68	65		2,218	2,148		63	61	16,960	12,568		58	54		3,149	2,480		16		1,065	
50-99	44	42	40	2,624	2,569	2,487	38	41	22,754	14,588	18,114	42	38	40	11,819	4,687	3,673	29	27	11,260	1,349
100-199	17	12	15	1,850	1,490	1,845	17	12	20,481	10,431	14,497	16	10	15	5,963	2,790	3,065	13	9	4,084	1,754
200-399	13	6	4	3,200	1,410	970	13	6	25,457	13,160	8,000	13	6	4	5,390	2,570	4,450	8	3	1,750	2,000
400 and over	5	4	3	2,900	1,600	5,480	4	4	30,560	14,500	48,081	5	3	3	3,600	1,900	8,170	5	3	2,297	3,072
Broward																					
Total	95	196	94	19,770	16,760	10,337	87	169	187,450	94,151	81,853	76	146	79	87,526	20,599	17,472	51	39	53,966	10,118
None	—	—	—	—	—	—	3	—	8,774	—	—	7	—	1	8,836	—	9	5	—	7,924	—
Under 25	24	76	58	357	1,048	1,350	17	61	1,824	3,952	9,336	13	51	43	718	1,296	2,332	3	14	100	1,057
25-49	20	59		642	1,860		18	49	4,346	7,231		12	44		660	1,735		5		305	
50-99	12	31	11	708	1,783	761	11	31	4,340	7,493	6,275	8	25	11	1,182	1,851	1,576	6	7	699	925
100-199	16	11	11	1,985	1,429	1,526	15	10	15,393	9,158	11,140	13	8	11	2,850	1,515	3,055	11	7	1,595	1,520
200-399	12	9	8	3,300	2,140	2,150	12	8	31,908	7,811	16,040	12	9	7	8,440	1,502	4,100	11	6	5,063	2,146
400-799	5	7	(1)	2,300	4,200	(1)	5	7	19,245	15,263	(1)	5	6	(1)	4,390	5,000	(1)	4	(1)	2,600	(1)
800-1599	3	1	(1)	3,500	800	(1)	3	1	26,800	6,078	(1)	3	1	(1)	27,600	2,200	(1)	3	(1)	26,000	(1)
1600 and over	3	2	(1)	6,978	3,500	(1)	3	2	74,820	37,165	(1)	3	2	(1)	12,850	5,500	(1)	3	(1)	9,680	(1)
400-699	5	3	5	2,300	1,350	2,750	5	3	19,245	3,505	20,812	5	3	5	4,390	2,850	3,600	4	4	2,600	2,370
700-999	—	5	—	—	3,650	—	—	5	—	17,836	—	—	4	—	—	4,350	—	—	—	—	—
1000 and over	6	2	1	10,478	3,500	1,800	6	2	101,620	37,165	18,250	6	2	1	40,450	5,500	2,800	6	1	35,680	2,100
Calhoun																					
Total	467	663	551	12,353	20,365	13,991	384	598	61,101	58,272	100,795	401	584	541	20,557	25,407	23,114	126	268	4,261	8,546
None	—	—	—	—	—	—	—	—	—	—	150	1	—	1	200	—	75	1	1	50	30
Under 25	261	286	488	3,913	4,355	9,971	202	237	17,893	10,320	74,763	214	229	477	8,037	5,913	18,392	56	227	1,516	6,629
25-49	159	274		5,063	8,812		139	258	22,844	23,606		145	255		8,278	10,802		50		1,912	
50-99	38	87	60	2,317	5,028	3,483	35	87	13,624	14,152	22,872	33	85	60	2,712	5,738	4,177	16	38	648	1,657
100 and over	9	16	3	1,060	2,170	537	8	16	6,740	10,194	3,010	8	15	3	1,330	2,954	470	3	2	135	230
Charlotte																					
Total	66	51	42	3,063	2,895	2,678	59	52	21,437	12,111	19,370	43	60	41	3,690	5,576	7,191	19	22	2,529	4,014
None	—	—	—	—	—	—	—	1	—	52	—	—	9	—	—	326	—	—	—	—	—
Under 25	31	32	29	422	435	575	28	32	1,139	2,800	3,786	16	32	28	715	886	1,876	3	11	160	623
25-49	20	11		618	335		19	11	2,441	2,549		13	11		650	659		5		410	
50-99	10	2	6	548	100	363	9	2	4,366	208	2,270	9	2	6	595	50	925	8	4	408	420
100 and over	5	6	7	1,475	2,025	1,740	5	6	13,491	6,502	13,334	5	6	7	1,730	3,655	4,390	3	7	1,551	2,971
Citrus																					
Total	177	260	202	4,808	6,751	12,571	154	233	32,637	19,095	80,694	157	238	170	10,087	9,708	20,671	63	114	4,315	8,515
None	—	—	—	—	—	—	3	—	284	—	509	3	—	4	129	—	300	3	2	533	115
Under 25	102	148	167	1,397	2,066	3,684	83	121	10,212	3,756	26,982	85	130	134	2,757	3,553	6,683	27	87	818	3,328
25-49	57	80		1,809	2,502		51	80	11,847	6,841		52	76		3,143	3,246		21		747	
50-99	14	29	24	852	1,483	1,452	13	29	4,273	4,893	10,113	13	29	21	2,808	2,259	1,705	9	16	1,617	966
100 and over	4	3	11	750	700	7,435	4	3	6,021	3,805	43,090	4	3	11	1,250	650	11,985	3	9	600	4,106

[1] Comparison with later censuses may be found in groups below beginning with 400-699.

COUNTY TABLE 1.—CHICKENS ON FARMS 1940, 1935, AND 1930; CHICKEN EGGS PRODUCED AND CHICKENS RAISED 1939, 1934, AND 1929; AND CHICKENS SOLD, 1939 AND 1929; CLASSIFIED BY NUMBER ON HAND—Continued

(Chickens on hand over 4 months old Apr. 1, 1940 and over 3 months old Jan. 1, 1935 and Apr. 1, 1930)

STATE OR COUNTY AND NUMBER OF CHICKENS ON HAND	CHICKENS ON HAND						CHICKEN EGGS PRODUCED					CHICKENS RAISED						CHICKENS SOLD			
	Farms reporting			Number			Farms reporting		Dozens			Farms reporting			Number			Farms reporting		Number	
	1940 (Apr.1)	1935 (Jan.1)	1930 (Apr.1)	1940 (Apr. 1)	1935 (Jan. 1)	1930 (Apr. 1)	1939	1934	1939	1934	1929	1939	1934	1929	1939	1934	1929	1939	1929	1939	1929
FLORIDA—Con.																					
Clay																					
Total	242	293	341	13,227	15,126	35,966	204	289	71,292	67,919	247,001	223	171	341	30,075	15,979	50,681	82	177	18,596	19,954
None	-----	-----	-----	-----	-----	-----	5	-----	787	-----	-----	4	-----	-----	85	-----	-----	2	-----	42	-----
Under 25	119	148	223	1,643	2,146	4,668	90	146	7,674	6,974	33,749	102	62	223	4,238	1,401	9,762	20	103	1,985	4,064
25-49	76	88		2,348	2,790		65	86	8,863	11,314		72	66		4,105	3,080		27		1,845	
50-99	19	28	47	1,171	1,685	2,753	17	28	5,213	6,632	19,891	18	19	47	1,420	1,468	4,267	9	29	449	1,826
100-199	11	14	34	1,500	1,670	4,152	11	14	7,587	6,994	32,156	10	10	34	1,865	2,115	9,716	8	19	760	6,069
200-399	8	8	17	2,040	1,750	4,430	8	8	14,338	7,880	29,272	8	8	17	6,692	2,015	5,835	7	13	5,190	2,210
400 and over	9	7	20	4,525	5,085	19,963	8	7	26,830	28,125	131,933	9	6	20	11,670	5,900	21,101	9	13	8,325	5,785
Collier																					
Total	33	20	1	1,060	683	20	31	20	2,797	1,770	100	32	19	-----	4,379	1,038	-----	5	1	3,855	30
None	-----	-----	-----	-----	-----	-----	-----	-----	-----	-----	-----	-----	-----	-----	-----	-----	-----	-----	-----	-----	-----
Under 25	17	8	1	215	157	20	16	8	897	335	100	16	8	-----	379	313	-----	2	1	205	30
25-49	12	8		345	256		12	8	750	735		12	7		265	345		-----		-----	
50 and over	4	4	-----	500	270	-----	3	4	1,150	700	-----	4	4	-----	3,735	380	-----	3	-----	3,650	-----
Columbia																					
Total	1,289	1,363	1,074	68,978	61,878	46,405	1,168	1,289	449,876	242,352	253,798	1,159	1,122	1,045	90,034	70,610	68,048	540	630	34,343	28,149
None	-----	-----	-----	-----	-----	-----	4	1	3,096	35	156	8	-----	1	298	-----	100	2	1	525	100
Under 25	463	482	769	6,756	7,354	18,036	392	435	28,712	20,815	96,836	385	362	742	11,173	9,419	30,982	127	404	2,084	11,185
25-49	442	522		14,419	16,999		407	501	71,201	50,006		401	436		18,291	21,093		185		5,011	
50-99	223	249	217	13,980	15,084	13,401	208	244	71,512	56,294	59,885	207	220	215	15,802	20,852	17,421	119	151	4,861	6,847
100-199	108	77	65	13,308	9,255	7,579	104	76	84,109	37,522	38,093	105	74	64	15,425	8,658	7,570	63	53	5,893	3,557
200-399	38	19	18	10,115	4,600	4,614	38	18	84,473	19,340	39,612	38	16	18	12,620	3,383	7,375	29	16	5,920	4,210
400-799	10	12	(1)	4,650	5,386	(1)	10	12	50,675	35,940	(1)	10	12	(1)	8,800	4,205	(1)	10	(1)	5,084	(1)
800 and over	5	2	(1)	5,750	3,200	(1)	5	2	56,098	22,400	(1)	5	2	(1)	7,625	3,000	(1)	5	(1)	4,965	(1)
400-699	10	11	4	4,650	4,636	1,775	10	11	50,675	28,140	11,016	10	11	4	8,800	3,705	2,600	10	4	5,084	1,250
700-999	1	1	-----	950	750	-----	1	1	10,000	7,800	-----	1	1	-----	925	500	-----	1	-----	415	-----
1000 and over	4	2	1	4,800	3,200	1,000	4	2	46,098	22,400	8,200	4	2	1	6,700	3,000	2,000	4	1	4,550	1,000
Dade																					
Total	385	415	290	54,947	84,709	38,947	317	401	375,673	585,972	276,709	316	361	281	360,700	137,143	65,946	208	131	291,959	32,509
None	-----	-----	-----	-----	-----	-----	15	-----	9,221	-----	130	30	4	2	111,385	11,320	221	22	1	106,284	100
Under 25	121	100	160	1,625	1,444	3,641	75	98	10,397	13,492	26,654	69	76	154	8,482	2,105	9,546	22	51	6,805	4,679
25-49	68	89		2,305	2,847		50	85	14,196	29,359		47	76		12,586	3,759		20		10,008	
50-99	65	71	48	4,360	4,409	3,056	57	67	28,540	46,485	19,993	53	63	46	40,342	7,799	3,701	42	19	35,255	843
100-199	51	61	33	6,797	7,750	4,064	44	59	39,394	75,615	26,097	44	56	31	13,351	13,627	9,168	34	19	7,870	5,511
200-399	50	53	25	13,015	13,912	6,340	48	53	82,898	117,694	40,575	47	47	25	70,699	20,068	11,730	42	19	56,023	8,426
400-799	18	26	(1)	9,030	13,197	(1)	18	25	69,039	104,870	(1)	15	24	(1)	22,870	21,790	(1)	15	(1)	16,088	(1)
800-1599	9	11	(1)	9,815	10,950	(1)	7	10	65,988	95,222	(1)	8	11	(1)	18,985	20,200	(1)	8	(1)	15,626	(1)
1600 and over	3	4	(1)	8,000	30,200	(1)	3	4	56,000	103,235	(1)	3	4	(1)	62,000	36,475	(1)	3	(1)	38,000	(1)
400-699	16	25	13	7,580	12,497	6,625	16	24	51,917	102,369	47,558	13	23	12	14,220	20,890	12,095	13	11	9,940	6,300
700-999	6	6	7	4,865	4,800	5,571	6	5	45,619	25,820	45,800	6	6	7	12,235	10,900	8,085	6	7	9,024	3,550
1000 and over	8	10	4	14,400	37,050	9,650	6	10	93,491	175,138	69,902	7	10	4	77,400	46,675	11,400	7	4	50,750	3,100

De Soto																				
Total	297	268	328	18,751	9,644	12,922	277	204	150,206	40,228	82,739	274	152	328	40,275	10,659	31,080	91	161	20,970	13,296
None	———	———	———	———	———	———	3	———	394	———	890	4	———	7	3,446	———	2,723	6	6	3,241	303
Under 25	155	115	249	2,046	1,789	5,348	143	78	11,758	6,320	30,746	135	48	242	3,182	2,451	15,648	17	102	310	7,303
25-49	79	106		2,503	3,366		71	84	13,526	9,277		73	65		5,822	3,365		21		1,734	
50-99	20	39	62	1,170	2,319	3,729	19	35	6,802	11,210	21,274	19	31	62	4,249	2,248	5,649	10	38	2,571	1,784
100-199	23	3	11	2,919	325	1,345	22	3	22,808	1,661	8,079	23	3	11	6,276	450	2,585	19	9	3,539	1,656
200-399	9	3	4	2,332	820	900	8	2	21,323	6,400	6,850	9	3	4	3,250	1,420	2,575	8	4	2,225	1,450
400-799	6	2	(1)	2,785	1,025	(1)	6	2	30,216	5,360	(1)	6	2	(1)	6,250	725	(1)	5	(1)	3,825	(1)
800 and over	5	———	(1)	4,996	———	(1)	5	———	43,379	———	(1)	5	———	(1)	7,800	———	(1)	5	(1)	3,525	(1)
400-699	6	2	1	2,785	1,025	400	6	2	30,216	5,360	3,950	6	2	1	6,250	725	1,200	5	1	3,825	300
700 and over	5	———	1	4,996	———	1,200	5	———	43,379	———	10,950	5	———	1	7,800	———	700	5	1	3,525	500
Dixie																					
Total	158	270	125	7,499	11,791	4,890	148	261	67,984	36,754	30,842	143	264	126	11,451	15,275	7,481	87	68	5,897	2,990
None	———	———	———	———	———	———	———	———	———	———	460	———	2	1	———	259	25	———	———	———	———
Under 25	68	77	88	1,062	1,368	1,995	61	72	4,297	3,555	11,773	60	70	88	2,917	2,428	3,674	26	40	1,660	919
25-49	55	128		1,734	4,275		53	126	11,087	9,547		52	128		2,873	6,007		34		1,182	
50-99	26	48	27	1,583	2,878	1,617	25	47	6,916	6,144	8,724	23	48	27	1,521	3,628	1,882	20	22	588	1,240
100-199	6	12	10	710	1,415	1,278	6	11	4,284	3,335	9,885	5	11	10	790	1,478	1,900	4	6	325	831
200-399	———	3	———	———	805	———	———	3	———	4,980	———	———	3	———	———	850	———	———	———	———	———
400 and over	3	2	———	2,410	1,050	———	3	2	41,400	9,193	———	3	2	———	3,350	625	———	3	———	2,142	———
Duval																					
Total	1,117	862	779	90,904	85,900	107,347	1,026	823	800,152	630,303	888,360	1,007	592	771	247,729	104,262	187,935	496	384	178,132	109,265
None	———	———	———	———	———	———	12	———	7,321	———	5,880	19	1	9	13,125	30	2,944	11	8	11,600	2,990
Under 25	403	300	441	5,917	4,256	9,680	354	271	46,668	23,414	73,941	335	165	430	24,673	7,981	24,221	98	142	12,895	12,775
25-49	358	271		11,377	8,500		329	266	82,985	42,759		320	192		45,765	11,548		143		31,223	
50-99	178	109	122	10,931	6,582	7,415	165	107	88,563	35,128	56,649	164	80	121	32,541	5,277	13,885	101	60	24,853	6,731
100-199	77	73	85	9,625	9,772	10,811	71	72	69,701	75,689	80,041	72	57	85	37,750	10,344	22,114	60	67	31,984	12,770
200-399	49	57	56	12,157	15,365	14,206	44	57	101,281	132,987	114,109	46	52	54	24,744	17,648	21,776	36	43	18,175	11,954
400-799	35	35	(1)	18,747	18,375	(1)	34	34	165,898	157,476	(1)	34	31	(1)	32,208	18,709	(1)	31	(1)	22,217	(1)
800-1599	12	14	(1)	12,600	13,550	(1)	12	13	134,585	108,000	(1)	12	11	(1)	23,825	11,525	(1)	11	(1)	17,505	(1)
1600 and over	5	3	(1)	9,550	9,500	(1)	5	3	103,150	54,850	(1)	5	3	(1)	13,300	21,200	(1)	5	(1)	7,700	(1)
400-699	27	30	35	13,027	14,725	17,115	26	29	106,648	127,044	125,732	26	26	32	22,578	14,220	18,374	24	30	15,767	9,403
700-999	12	12	12	9,120	9,600	9,740	12	12	84,015	72,607	83,592	12	11	12	14,405	9,914	13,905	11	11	8,055	6,254
1000 and over	13	10	28	18,750	17,100	38,380	13	9	212,970	120,875	348,416	13	8	28	32,350	27,300	70,716	12	23	23,600	46,390
Escambia																					
Total	1,037	1,643	1,024	34,534	50,662	36,346	962	1,564	190,687	243,383	253,790	928	1,367	1,025	84,929	86,486	76,977	330	506	49,074	32,312
None	———	———	———	———	———	———	10	———	3,322	———	5,845	12	1	11	3,301	20	866	10	12	2,595	534
Under 25	497	851	857	7,325	11,828	18,327	438	797	35,048	48,266	118,370	409	648	827	13,593	22,927	44,494	96	371	2,432	16,502
25-49	348	573		10,860	17,815		331	559	50,462	75,212		325	518		15,685	26,793		124		4,209	
50-99	149	169	137	8,975	9,784	8,329	140	160	46,587	43,365	53,022	143	154	137	31,600	13,666	15,828	72	83	23,259	7,452
100-199	30	28	31	3,924	3,405	3,755	30	27	25,389	15,270	28,130	26	25	31	7,333	4,330	7,094	20	22	5,665	3,305
200 and over	13	22	19	3,450	7,830	5,935	13	21	29,879	61,270	48,423	13	21	19	13,417	18,750	8,695	8	18	10,914	4,519
Flagler																					
Total	75	94	111	6,091	8,760	7,922	70	88	53,280	71,146	64,166	66	75	112	23,139	12,742	18,743	31	65	17,291	9,644
None	———	———	———	———	———	———	1	———	60	———	250	———	———	2	———	———	200	———	2	———	124
Under 25	18	29	68	222	463	1,508	15	27	2,044	2,841	13,276	11	21	67	750	1,026	4,645	7	30	483	2,316
25-49	23	25		702	797		23	23	7,170	3,282		21	19		917	1,075		4		190	
50-99	20	21	24	1,122	1,230	1,412	20	19	11,607	5,850	12,453	20	17	24	3,222	1,206	2,708	8	16	2,508	1,214
100-199	6	12	8	745	1,520	1,052	4	12	4,198	8,110	10,402	6	11	8	6,100	1,455	1,890	5	7	4,700	765
200 and over	8	7	11	3,300	4,750	3,950	7	7	28,201	51,065	27,785	8	7	11	12,150	8,000	9,300	7	10	9,610	5,225

[1] Comparison with later censuses may be found in groups below beginning with 400-699.

COUNTY TABLE 1.—CHICKENS ON FARMS 1940, 1935, AND 1930; CHICKEN EGGS PRODUCED AND CHICKENS RAISED 1939, 1934, AND 1929; AND CHICKENS SOLD, 1939 AND 1929; CLASSIFIED BY NUMBER ON HAND—Continued

(Chickens on hand over 4 months old Apr. 1, 1940 and over 3 months old Jan. 1, 1935 and Apr. 1, 1930)

STATE OR COUNTY AND NUMBER OF CHICKENS ON HAND	CHICKENS ON HAND						CHICKEN EGGS PRODUCED					CHICKENS RAISED						CHICKENS SOLD			
	Farms reporting			Number			Farms reporting		Dozens			Farms reporting			Number			Farms reporting		Number	
	1940 (Apr.1)	1935 (Jan.1)	1930 (Apr.1)	1940 (Apr. 1)	1935 (Jan. 1)	1930 (Apr. 1)	1939	1934	1939	1934	1929	1939	1934	1929	1939	1934	1929	1939	1929	1939	1929
FLORIDA—Con.																					
Franklin																					
Total	13	17	2	1,209	1,606	570	11	8	13,303	2,010	5,022	12	10	3	2,194	2,239	967	5	1	782	593
None	—	—	—	—	—	—	—	—	—	—	—	—	1	1	—	500	50	—	—	—	—
Under 25	4	11	1	76	151	25	2	5	202	322	250	3	5	1	154	245	37	1	—	20	—
25-49	4	3		125	75		4	—	641	—		4	1		340	44		2		81	
50 and over	5	3	1	1,008	1,380	545	5	3	12,460	1,688	4,772	5	3	1	1,700	1,450	880	2	1	681	593
Gadsden																					
Total	1,220	1,408	1,239	40,422	55,126	50,819	1,174	1,348	227,199	277,775	262,082	1,119	1,314	1,223	73,894	73,571	81,686	371	452	19,663	26,619
None	—	—	—	—	—	—	5	1	102	21	—	5	1	1	145	27	20	2	—	38	—
Under 25	664	670	986	8,603	9,611	20,102	627	622	33,582	29,091	101,574	574	593	969	18,082	13,444	38,295	124	288	3,237	8,722
25-49	334	440		10,683	13,834		324	432	50,808	54,305		322	426		24,628	18,904		129		8,075	
50-99	171	214	181	10,271	12,748	11,075	167	210	55,482	55,301	50,149	167	212	181	17,187	18,497	20,540	84	110	4,106	7,413
100-199	32	52	49	3,945	6,098	5,974	32	51	26,542	49,120	30,312	32	52	49	5,282	8,789	8,621	17	34	1,617	3,225
200-399	13	22	12	3,320	5,025	2,940	13	22	25,883	35,297	18,370	13	20	12	4,370	5,460	5,285	9	12	1,290	3,393
400 and over	6	10	11	3,600	7,810	10,728	6	10	34,800	54,640	61,677	6	10	11	4,200	8,450	8,925	6	8	1,300	3,866
Gilchrist																					
Total	497	482	448	19,754	19,517	21,231	456	442	84,791	44,725	138,120	469	384	446	28,143	19,761	44,873	312	391	10,692	25,177
None	—	—	—	—	—	—	1	1	30	30	—	1	1	—	35	75	—	1	—	15	—
Under 25	108	130	280	1,622	2,036	8,107	90	114	7,178	2,607	51,493	90	74	278	3,626	1,872	21,210	45	236	1,475	12,082
25-49	231	214		7,661	7,075		216	203	32,881	15,332		221	183		11,086	7,200		147		3,905	
50-99	148	116	137	8,880	6,981	8,668	141	105	33,777	16,078	57,877	148	107	137	11,596	7,324	17,244	112	126	4,467	9,727
100-199	7	17	26	725	1,975	2,835	5	16	2,875	7,216	17,105	6	16	26	900	2,340	4,704	7	29	830	3,368
200 and over	3	5	5	866	1,450	1,621	3	3	8,050	3,462	11,645	3	3	5	900	950	1,715				
Glades																					
Total	101	124	102	9,203	9,618	10,802	97	117	96,107	65,657	104,222	92	99	104	13,597	16,650	25,228	49	56	7,543	16,169
None	—	—	—	—	—	—	6	—	5,250	—	1,330	6	—	2	755	—	89	5	3	780	407
Under 25	48	50	42	634	701	977	38	43	5,813	2,632	8,405	36	34	42	1,058	2,069	2,259	15	17	358	874
25-49	18	30		610	985		18	30	6,250	3,812		16	28		998	1,385		4		90	
50-99	13	16	29	835	1,025	1,798	13	18	5,111	4,171	15,920	13	13	29	2,864	950	2,521	9	15	2,269	986
100-199	9	14	17	1,112	1,669	1,990	9	14	7,200	9,293	17,086	9	13	17	1,394	2,205	2,619	7	13	652	1,014
200-399	9	9	7	2,512	2,108	1,600	9	9	23,008	15,665	13,931	9	6	7	4,528	2,725	1,620	6	4	1,900	415
400 and over	4	5	7	3,500	3,130	4,437	4	5	43,475	30,084	47,550	3	5	7	2,000	7,316	16,120	3	4	1,494	12,473
Gulf																					
Total	67	97	63	2,691	2,338	1,681	50	97	20,106	6,469	8,211	54	89	63	21,745	3,751	2,939	29	17	19,415	970
None	—	—	—	—	—	—	—	—	—	—	—	—	—	—	—	—	—	—	—	—	—
Under 25	37	56	54	552	858	946	24	56	1,905	2,322	4,771	27	51	54	3,412	1,571	1,491	15	14	2,347	330
25-49	17	34		514	1,059		14	34	5,335	2,616		16	32		2,574	1,615		6		1,803	
50-99	10	6	7	575	321	455	9	6	2,400	931	2,175	8	5	7	409	265	1,078	5	3	140	640
100 and over	3	1	2	1,050	100	280	3	1	10,466	600	1,265	3	1	2	15,350	300	370	3	—	15,125	—

Hamilton																				
Total	767	791	713	21,930	28,159	22,319	705	770	86,329	116,804	123,679	660	768	708	29,524	28,744	30,257	305	257	7,809	8,830
None	———	———	———	———	———	———	———	1	———	30	———	1	1	1	88	75	7	———	———	———	———
Under 25	397	238	597	5,495	3,524	13,845	345	221	22,012	9,723	81,262	309	220	593	8,429	5,597	19,930	108	197	1,826	5,194
25-49	252	369		7,913	11,841		243	366	28,346	51,130		235	365		10,890	12,492		128		3,039	
50-99	96	157	97	5,874	9,244	5,554	95	155	24,999	40,456	28,402	93	156	95	7,077	7,755	6,040	56	50	2,072	1,891
100 and over	22	27	19	2,648	3,550	2,920	22	27	10,972	15,465	14,015	22	26	19	3,040	2,825	4,280	13	10	872	1,745
Hardee																					
Total	817	1,097	722	34,074	37,178	30,189	764	977	233,327	129,993	241,245	747	848	704	52,362	53,577	52,695	119	279	13,036	27,292
None	———	———	———	———	———	———	5	2	523	115	702	6	2	2	305	75	240	4	2	149	235
Under 25	466	632	570	6,285	8,562	11,939	421	532	34,785	24,586	86,350	403	435	556	12,962	13,913	22,003	37	169	2,673	7,165
25-49	211	319		6,695	9,758		203	301	29,197	33,377		205	276		9,699	13,656		22		505	
50-99	73	99	103	4,576	5,561	6,340	71	96	19,924	18,419	43,030	68	92	99	5,010	6,603	9,007	17	66	846	4,553
100-199	37	29	25	4,600	3,527	3,065	36	28	34,947	12,610	25,146	36	25	23	6,019	3,900	5,830	18	21	2,275	4,818
200-399	19	10	16	4,568	2,670	4,095	18	10	38,692	12,786	42,357	19	10	16	9,167	6,150	10,605	13	15	4,103	8,021
400-799	7	5	(1)	3,400	3,000	(1)	6	5	35,359	9,000	(1)	6	5	(1)	4,050	1,780	(1)	8	(1)	2,485	(1)
800 and over	4	3	(1)	3,950	4,100	(1)	4	3	39,900	19,100	(1)	4	3	(1)	5,150	7,500	(1)				
400-699	7	3	4	3,400	1,600	1,950	6	3	35,359	7,000	18,500	6	3	4	4,050	700	1,610	8	6	2,485	2,500
700 and over	4	5	4	3,950	5,500	2,800	4	5	39,900	21,100	25,160	4	5	4	5,150	8,580	3,400				
Hendry																					
Total	107	103	78	2,497	3,432	3,756	98	96	24,959	8,395	30,352	97	69	79	7,085	3,627	7,254	34	39	3,703	3,330
None	———	———	———	———	———	———	2	———	4,740	———	150	1	———	1	100	———	80	2	1	407	60
Under 25	83	46	58	1,112	602	1,287	73	41	8,699	1,647	9,084	73	23	58	4,584	1,038	2,542	21	26	2,530	1,011
25-49	18	34		550	1,025		17	33	2,837	2,293		17	28		1,426	1,443		7		286	
50 and over	6	23	20	835	1,805	2,469	6	22	8,683	4,455	21,118	6	18	20	975	1,146	4,632	4	12	480	2,259
Hernando																					
Total	384	361	382	26,728	19,462	16,230	376	332	286,099	117,845	121,415	317	219	367	52,956	27,492	30,574	99	199	27,010	13,587
None	———	———	———	———	———	———	1	———	30	———	200	1	1	4	25	100	1,201	2	3	50	1,155
Under 25	217	193	292	2,810	2,579	6,400	211	173	19,404	10,544	45,055	164	95	276	4,198	3,092	13,565	23	136	616	5,088
25-49	89	102		2,717	3,115		87	96	20,858	12,962		76	70		4,213	4,593		24		1,330	
50-99	36	35	63	2,096	2,061	3,831	35	32	14,217	10,265	27,319	34	26	60	2,678	2,202	6,653	15	37	1,529	2,276
100-199	12	13	15	1,585	1,540	1,849	12	13	12,268	11,098	13,482	12	9	15	1,572	1,280	3,780	7	12	502	1,738
200-399	10	4	10	2,720	950	2,450	10	4	43,650	5,630	21,839	10	4	10	16,270	1,965	3,375	9	9	12,580	2,105
400-799	13	9	(1)	6,800	4,617	(1)	13	9	80,095	38,926	(1)	13	9	(1)	14,150	8,160	(1)	12	(1)	6,455	(1)
800 and over	7	5	(1)	8,000	4,600	(1)	7	5	95,577	28,420	(1)	7	5	(1)	9,850	6,100	(1)	7	(1)	3,948	(1)
400-699	12	8	1	6,050	3,917	400	12	8	67,615	29,526	2,600	12	8	1	12,950	7,360	200	11	1	6,195	25
700-999	3	4	———	2,450	3,300	———	3	4	35,940	27,340	———	3	4	———	3,700	4,000	———	3	———	1,908	———
1000 and over	5	2	1	6,300	2,000	1,300	5	2	72,117	10,480	10,920	5	2	1	7,350	2,900	1,800	5	1	2,300	1,200
Highlands																					
Total	84	247	130	20,021	26,205	12,643	77	238	244,328	190,363	103,427	70	159	123	62,639	40,029	59,946	52	72	49,142	40,101
None	———	———	———	———	———	———	6	2	12,710	1,110	530	3	3	4	2,350	1,900	1,065	6	4	3,475	842
Under 25	28	141	82	400	1,750	1,635	21	132	7,264	13,683	13,043	19	71	71	4,633	2,483	16,441	9	36	3,954	8,077
25-49	18	55		591	1,729		14	53	3,125	10,030		14	41		1,398	2,379		7		291	
50-99	7	16	17	445	930	1,078	7	16	16,792	5,730	8,750	6	13	17	4,050	1,330	2,561	3	12	3,630	1,145
100-199	5	8	15	620	1,010	1,937	4	8	3,880	5,895	16,357	4	7	15	2,658	1,637	7,221	4	7	2,545	4,670
200-399	8	8	8	2,150	2,050	2,072	7	8	24,276	12,430	16,844	6	6	8	4,430	3,600	11,650	6	5	2,297	8,675
400-799	9	8	(1)	5,110	4,761	(1)	9	8	60,199	40,810	(1)	9	8	(1)	23,500	7,700	(1)	8	(1)	18,065	(1)
800 and over	9	11	(1)	10,705	13,975	(1)	9	11	116,082	100,675	(1)	9	10	(1)	19,620	19,000	(1)	9	(1)	14,885	(1)
400-699	7	5	5	3,600	2,586	2,160	7	5	39,049	24,160	19,192	7	5	5	20,800	3,200	14,008	6	5	16,715	11,892
700-999	3	8	1	2,335	6,350	800	3	8	53,384	42,100	4,500	3	8	1	3,700	15,000	2,600	3	1	2,250	2,100
1000 and over	8	6	2	9,880	9,800	2,961	8	6	103,848	75,225	24,211	8	5	2	18,620	8,500	4,400	8	2	13,985	2,700

[1] Comparison with later censuses may be found in groups below beginning with 400-699.

COUNTY TABLE 1.—CHICKENS ON FARMS 1940, 1935, AND 1930; CHICKEN EGGS PRODUCED AND CHICKENS RAISED 1939, 1934, AND 1929; AND CHICKENS SOLD, 1939 AND 1929; CLASSIFIED BY NUMBER ON HAND—Continued

(Chickens on hand over 4 months old Apr. 1, 1940 and over 3 months old Jan. 1, 1935 and Apr. 1, 1930)

STATE OR COUNTY AND NUMBER OF CHICKENS ON HAND	CHICKENS ON HAND						CHICKEN EGGS PRODUCED					CHICKENS RAISED						CHICKENS SOLD			
	Farms reporting			Number			Farms reporting		Dozens			Farms reporting			Number			Farms reporting		Number	
	1940 (Apr. 1)	1935 (Jan. 1)	1930 (Apr. 1)	1940 (Apr. 1)	1935 (Jan. 1)	1930 (Apr. 1)	1939	1934	1939	1934	1929	1939	1934	1929	1939	1934	1929	1939	1929	1939	1929
FLORIDA—Con.																					
Hillsborough																					
Total	2,448	2,828	1,618	149,495	131,544	131,980	2,263	2,677	1,189,826	680,672	1,085,797	2,130	2,328	1,472	328,856	212,648	236,864	833	832	230,501	127,616
None	------	------	-----	-------	-------	-------	16	3	5,193	519	28,020	38	9	21	12,853	460	3,864	30	21	11,600	4,896
Under 25	1,147	1,451	963	15,913	18,716	21,220	995	1,364	108,991	67,234	157,321	884	1,040	798	42,169	41,294	49,278	215	345	16,894	24,005
25-49	662	784		20,944	24,991		658	742	133,850	77,967		608	720		45,546	45,631		202		22,417	
50-99	343	353	310	20,957	21,304	19,226	330	333	130,076	95,753	148,745	323	327	309	35,058	33,380	34,106	161	189	17,969	16,598
100-199	138	127	179	17,396	15,400	22,025	129	125	119,640	84,082	178,113	126	124	178	30,165	21,733	37,539	91	136	44,162	22,501
200-399	94	66	102	23,912	16,953	26,031	91	65	198,234	106,555	215,242	88	64	102	66,970	25,859	55,196	75	86	49,490	28,472
400-799	45	33	(1)	24,603	16,980	(1)	45	31	229,065	112,939	(1)	44	31	(1)	41,945	21,807	(1)	41	(1)	27,934	(1)
800-1599	14	12	(1)	16,724	13,400	(1)	14	12	152,565	103,790	(1)	14	11	(1)	43,150	17,200	(1)	13	(1)	32,585	(1)
1600 and over	5	2	(1)	9,046	3,800	(1)	5	2	112,212	31,833	(1)	5	2	(1)	11,000	5,284	(1)	5	(1)	7,450	(1)
400-699	36	27	40	18,118	12,625	18,903	36	26	161,493	93,607	166,222	35	26	40	27,345	16,157	26,458	33	36	17,984	17,752
700-999	11	8	14	8,185	6,155	11,275	11	7	91,572	32,217	87,523	11	7	14	19,700	7,400	15,081	10	11	12,950	6,192
1000 and over	17	12	10	24,070	15,400	13,300	17	12	240,777	122,738	104,611	17	11	10	49,050	20,734	15,342	16	8	37,035	7,200
Holmes																					
Total	1,547	1,613	1,444	45,135	45,971	32,116	1,473	1,542	312,575	200,830	218,338	1,411	1,340	1,275	78,884	63,689	61,099	726	858	25,683	26,734
None	------	------	-----	-------	-------	-------	6	-----	740	---------	632	5	-----	5	390	--------	864	4	5	265	863
Under 25	894	815	1,361	13,006	12,265	25,671	827	761	91,168	56,019	177,124	776	657	1,187	27,863	22,018	51,800	328	793	7,494	21,488
25-49	485	614		15,164	19,278		476	601	97,127	84,932		466	520		25,538	26,466		272		7,886	
50-99	123	144	68	7,493	8,383	4,026	121	141	42,665	35,158	23,872	120	127	68	11,203	9,185	5,519	88	49	4,097	2,747
100-199	27	33	10	3,316	3,788	1,203	26	32	29,208	14,740	7,479	26	29	10	5,450	3,240	1,368	19	6	2,287	650
200-399	13	6	5	3,004	1,486	1,216	12	6	23,927	8,440	9,231	13	6	5	3,360	1,248	1,548	10	5	1,195	986
400 and over	5	1	(1)	3,152	771	(1)	5	1	27,740	1,541	(1)	5	1	(1)	5,080	1,532	(1)	5	(1)	2,459	(1)
400-699	2	------	-----	945	--------	--------	2	-----	7,900	---------	---------	2	-----	-----	2,700	--------	--------	2	-----	1,024	--------
700 and over	3	1	-----	2,207	771	---------	3	1	19,840	1,541	---------	3	1	-----	2,380	1,532	--------	3	-----	1,435	--------
Indian River																					
Total	148	180	146	4,944	6,123	8,979	135	120	32,909	35,094	65,978	128	109	128	9,769	8,384	14,255	38	58	4,346	4,958
None	------	------	-----	-------	-------	-------	1	1	140	12	---------	1	-----	-----	20	--------	--------	-----	1	--------	60
Under 25	86	93	103	1,237	1,389	2,351	76	44	7,344	5,906	18,833	73	43	89	2,149	1,835	4,184	13	25	277	974
25-49	34	51		1,063	1,572		32	40	6,903	9,845		28	34		1,723	2,014		9		751	
50-99	22	24	26	1,381	1,537	1,548	20	23	9,361	10,606	12,470	20	22	25	1,577	2,365	2,222	10	21	386	1,036
100-199	3	8	9	365	825	1,035	3	8	2,620	3,830	9,022	3	6	7	1,000	1,070	1,366	3	5	1,000	672
200 and over	3	4	8	898	800	4,045	3	4	6,541	4,895	25,653	3	4	7	3,300	1,100	6,483	3	6	1,932	2,21
Jackson																					
Total	3,301	3,698	3,411	91,696	106,855	93,295	3,155	3,566	535,275	359,854	467,094	3,021	3,502	3,269	145,234	157,320	170,720	1,482	1,920	45,301	61,753
None	------	------	-----	-------	-------	-------	11	1	3,589	40	542	13	1	11	821	20	2,155	11	6	405	2,421
Under 25	1,894	1,868	2,960	25,226	25,965	56,496	1,775	1,776	127,993	81,460	295,026	1,664	1,731	2,807	51,727	45,912	115,223	679	1,582	14,780	38,295
25-49	997	1,314		31,429	41,479		969	1,282	169,843	136,750		943	1,266		47,447	60,770		540		12,628	
50-99	309	427	335	18,533	25,488	20,098	301	420	106,757	81,864	96,678	301	417	335	22,831	34,953	31,542	185	246	6,690	11,418
100-199	76	71	86	9,527	7,860	9,322	74	69	64,014	27,034	41,308	75	70	86	11,528	9,575	12,005	47	63	4,234	4,433
200 and over	25	18	30	6,981	6,063	7,379	25	18	63,079	32,706	33,540	25	17	30	10,880	6,090	9,795	20	23	6,564	5,186

Jefferson																				
Total	1,137	1,299	1,091	30,324	33,856	32,579	1,009	1,279	145,766	125,452	219,194	975	1,215	968	45,620	40,417	52,451	315	548	16,455	18,727
None	———	———	———	———	———	———	2	———	1,012	———	2,074	3	———	18	388	———	748	2	15	438	528
Under 25	735	841	965	9,062	11,016	17,524	657	824	35,860	28,762	108,568	602	768	824	15,670	15,622	29,682	156	453	4,108	9,843
25-49	289	338		8,931	10,421		257	335	34,108	33,090		266	332		13,236	13,153		98		3,758	
50-99	73	95	90	4,520	5,500	5,224	57	95	15,927	22,002	32,478	66	94	90	6,402	6,437	7,345	31	53	2,437	2,183
100-199	26	16	19	3,075	1,759	2,270	22	16	15,692	8,637	14,971	24	14	19	4,190	2,855	3,285	16	12	2,589	1,013
200-399	10	3	9	2,680	775	2,150	10	3	23,263	5,720	15,980	10	2	9	2,942	300	3,095	8	7	959	1,310
400 and over	4	6	8	2,056	4,385	5,411	4	6	19,904	27,241	45,123	4	5	8	2,792	2,050	8,300	4	8	2,166	3,850
Lafayette																					
Total	523	407	434	18,488	14,765	15,600	489	406	65,754	36,543	111,710	467	389	431	27,784	18,325	22,241	276	262	9,801	8,066
None	———	———	———	———	———	———	1	———	100	———	300	1	1	1	300	9	60	1	1	300	75
Under 25	165	114	345	2,545	1,775	8,995	140	113	9,471	4,803	62,804	131	104	344	5,314	3,150	14,773	64	188	1,677	4,995
25-49	246	189		7,988	6,361		237	189	29,163	12,916		225	183		12,011	8,268		130		3,806	
50-99	89	90	76	5,070	5,107	4,555	88	90	15,790	13,556	32,385	87	87	76	6,850	5,501	5,798	61	64	2,695	2,341
100 and over	23	14	10	2,885	1,522	2,050	22	14	11,230	5,268	16,221	23	14	10	3,309	1,397	1,610	20	9	1,323	655
Lake																					
Total	537	663	678	43,679	38,499	41,357	500	603	377,190	270,205	376,697	468	499	683	97,858	60,712	79,212	146	241	57,540	41,298
None	———	———	———	———	———	———	7	3	9,788	270	6,810	10	4	12	8,518	120	1,967	7	9	8,640	1,035
Under 25	269	338	514	3,458	4,406	10,444	240	298	22,758	18,758	92,105	211	220	510	7,947	13,189	24,998	28	135	1,785	9,956
25-49	124	185		3,878	5,653		118	171	24,084	23,341		111	152		6,705	7,454		27		2,469	
50-99	53	76	82	3,329	4,424	4,834	48	69	19,006	16,919	38,901	49	67	81	7,436	6,516	9,014	20	36	3,397	4,555
100-199	32	26	40	3,812	3,184	4,776	30	25	31,531	19,463	37,145	30	21	39	17,985	5,230	7,633	21	27	13,880	4,878
200-399	30	16	22	8,262	3,800	6,248	29	16	68,367	23,266	57,205	29	14	21	18,615	6,075	8,771	20	17	13,104	4,972
400-799	22	16	(1)	11,317	8,300	(1)	21	15	105,272	64,214	(1)	21	16	(1)	18,418	13,350	(1)	16	(1)	7,205	(1)
800-1599	4	4	(1)	3,650	4,100	(1)	4	4	34,280	34,825	(1)	4	3	(1)	5,600	5,000	(1)	4	(1)	2,800	(1)
1600 and over	3	2	(1)	5,973	4,832	(1)	3	2	62,104	69,149	(1)	3	2	(1)	6,634	3,828	(1)	3	(1)	4,260	(1)
400-699	22	14	9	11,317	6,850	3,975	21	14	105,272	53,714	32,726	21	14	9	18,418	11,150	9,845	16	8	7,205	6,350
700-999	2	4	6	1,600	3,050	4,580	2	3	18,660	21,000	34,588	2	4	6	2,500	4,200	8,200	2	4	1,000	2,443
1000 and over	5	4	5	8,023	7,132	6,500	5	4	77,724	93,474	77,217	5	3	5	9,734	6,828	8,784	5	5	6,060	7,109
Lee																					
Total	150	253	199	10,274	12,850	12,989	146	239	84,964	123,920	116,898	141	195	199	37,025	21,277	23,574	59	117	23,165	12,961
None	———	———	———	———	———	———	2	———	180	———	———	3	———	1	120	———	185	———	———	———	———
Under 25	62	94	127	975	1,441	2,903	58	87	6,576	12,379	22,892	53	58	126	3,312	2,627	6,558	15	61	1,688	3,780
25-49	38	90		1,136	2,904		36	86	7,412	26,680		36	75		2,617	4,382		12		1,006	
50-99	23	36	45	1,386	2,126	2,799	23	35	7,967	21,807	20,943	22	32	45	2,297	2,505	3,379	8	32	738	2,053
100-199	11	22	15	1,385	2,599	1,737	11	20	13,532	26,259	12,355	11	19	15	6,245	2,413	1,727	9	13	4,917	1,021
200-399	11	7	6	2,990	2,000	1,300	11	7	29,080	14,840	10,833	11	7	6	15,399	3,900	4,625	10	5	10,155	2,470
400 and over	5	4	6	2,402	1,780	4,250	5	4	20,217	21,955	49,875	5	4	6	7,055	5,450	7,100	5	6	4,659	3,637
Leon																					
Total	1,237	1,553	1,465	27,039	31,121	33,113	1,103	1,494	155,032	142,022	216,878	1,022	1,359	1,431	53,319	45,442	56,505	463	842	24,893	27,765
None	———	———	———	———	———	———	11	2	1,343	85	36	17	2	1	821	90	30	5	1	278	8
Under 25	918	1,183	1,347	10,716	14,213	21,104	785	1,124	47,268	58,777	131,120	702	1,003	1,314	19,713	21,832	40,691	293	753	6,903	18,854
25-49	219	271		6,758	8,235		211	269	31,973	40,722		207	257		10,422	12,785		108		3,237	
50-99	76	83	93	4,523	4,893	5,589	72	83	27,810	23,158	38,075	73	82	92	13,038	7,725	7,579	38	67	8,054	3,563
100-199	14	9	14	1,770	1,080	1,650	14	9	11,750	6,590	10,102	14	8	14	1,965	880	2,795	11	11	1,131	1,940
200-399	6	3	5	1,437	600	1,290	6	3	17,296	1,690	8,200	5	3	4	1,760	385	1,160	4	5	1,190	1,100
400 and over	4	4	6	1,835	2,100	3,500	4	4	17,592	11,000	29,345	4	4	6	5,600	1,745	4,250	4	5	4,100	2,300
Levy																					
Total	767	840	684	33,837	30,620	23,941	689	799	151,676	121,881	115,651	692	753	644	43,196	33,448	38,358	413	367	16,422	12,956
None	———	———	———	———	———	———	3	———	194	———	350	3	1	2	175	25	230	4	1	230	200
Under 25	236	313	518	3,530	3,984	12,488	197	287	18,506	12,514	54,883	194	246	482	8,243	5,725	21,361	77	263	3,611	7,523
25-49	280	280		9,205	9,260		256	269	40,909	34,026		258	265		13,519	11,075		162		5,165	
50-99	194	202	147	11,842	12,341	8,753	181	199	48,024	54,085	41,061	181	196	143	13,308	12,463	11,592	127	96	4,351	4,653
100-199	52	45	15	6,135	5,035	1,550	47	44	25,243	21,456	10,595	51	45	13	6,126	4,160	1,775	43	7	3,065	580
200 and over	5	———	4	3,125	———	1,150	5	———	18,800	———	8,762	5	———	4	1,825	———	1,400				

[1] Comparison with later censuses may be found in groups below beginning with 400-699.

COUNTY TABLE 1.—CHICKENS ON FARMS 1940, 1935, AND 1930; CHICKEN EGGS PRODUCED AND CHICKENS RAISED 1939, 1934, AND 1929; AND CHICKENS SOLD, 1939 AND 1929; CLASSIFIED BY NUMBER ON HAND—Continued

(Chickens on hand over 4 months old Apr. 1, 1940 and over 3 months old Jan. 1, 1935 and Apr. 1, 1930)

STATE OR COUNTY AND NUMBER OF CHICKENS ON HAND	CHICKENS ON HAND						CHICKEN EGGS PRODUCED					CHICKENS RAISED						CHICKENS SOLD			
	Farms reporting			Number			Farms reporting		Dozens			Farms reporting			Number			Farms reporting		Number	
	1940 (Apr. 1)	1935 (Jan. 1)	1930 (Apr. 1)	1940 (Apr. 1)	1935 (Jan. 1)	1930 (Apr. 1)	1939	1934	1939	1934	1929	1939	1934	1929	1939	1934	1929	1939	1929	1939	1929
FLORIDA—Con.																					
Liberty																					
Total	194	222	235	10,503	6,588	6,957	190	219	74,685	36,252	45,210	185	212	233	20,262	11,316	11,832	58	64	7,790	3,017
None	—	—	—	—	—	—	2	—	165	—	—	2	—	1	380	—	220	1	1	300	200
Under 25	115	93	196	1,637	1,408	3,871	111	91	11,482	7,118	25,254	106	89	194	4,062	2,756	7,737	27	45	790	1,595
25-49	48	100		1,442	3,179		46	100	8,462	18,143		46	95		2,595	5,914		11		922	
50-99	11	24	30	704	1,451	1,777	11	23	5,548	8,261	11,186	11	23	30	1,875	1,916	2,520	5	12	745	557
100-199	9	5	8	945	550	1,009	9	5	6,980	2,730	6,526	9	5	7	1,000	730	1,255	5	5	215	590
200-399	6	—	1	1,675	—	300	6	—	10,774	—	2,244	6	—	1	2,150	—	100	5	1	770	75
400 and over	5	—	—	4,100	—	—	5	—	31,274	—	—	5	—	—	8,200	—	—	4	—	4,048	—
Madison																					
Total	1,332	1,236	1,285	59,686	49,794	40,030	1,260	1,196	347,622	233,330	251,552	1,230	1,162	1,262	98,034	55,266	59,450	541	557	45,870	20,116
None	—	—	—	—	—	—	12	—	4,752	—	816	9	—	10	847	—	269	10	2	1,332	37
Under 25	595	550	1,046	8,200	7,542	20,841	545	520	30,687	26,233	124,626	509	494	1,014	16,157	10,871	34,877	169	397	4,663	9,436
25-49	464	438		14,654	14,225		442	431	53,013	49,391		448	427		21,468	17,778		178		5,559	
50-99	188	186	199	11,372	11,107	12,359	181	185	53,379	36,052	75,348	181	182	198	15,800	10,765	14,728	120	129	5,976	5,274
100-199	53	42	30	6,240	4,735	3,515	49	41	36,166	15,369	21,617	52	40	30	6,577	4,577	3,716	38	19	1,515	1,544
200-399	14	12	7	3,520	2,785	1,715	14	11	23,395	20,790	12,600	14	11	7	6,310	1,550	2,060	12	7	3,525	1,275
400-799	9	5	(1)	4,500	3,200	(1)	9	5	37,630	23,070	(1)	9	5	(1)	7,775	3,225	(1)	6	(1)	3,150	(1)
800 and over	9	3	(1)	11,200	6,200	(1)	8	3	108,600	62,425	(1)	8	3	(1)	23,100	6,500	(1)	8	(1)	20,150	(1)
400-699	8	2	2	3,800	1,100	800	8	2	30,630	4,530	6,545	8	2	2	6,475	1,400	3,200	5	2	2,950	2,350
700-999	4	3	1	3,200	2,100	800	4	3	27,920	18,540	10,000	4	3	1	4,100	1,825	600	4	1	950	200
1000 and over	6	3	—	8,700	6,200	—	5	3	87,680	62,425	—	5	3	—	20,300	6,500	—	5	—	19,400	—
Manatee																					
Total	411	711	460	16,033	29,013	22,508	377	621	116,274	118,030	189,015	321	538	417	47,043	49,865	37,110	114	165	31,828	14,212
None	—	—	—	—	—	—	3	1	388	20	1,602	6	—	4	1,815	—	2,121	1	3	47	1,733
Under 25	211	364	352	3,029	5,307	7,335	187	299	24,956	19,664	50,717	143	249	307	23,927	9,350	12,652	27	97	16,194	3,935
25-49	125	224		4,056	7,031		117	204	28,941	23,888		106	181		6,502	8,674		41		1,720	
50-99	45	83	70	2,738	5,210	4,234	41	80	18,263	19,670	31,832	38	72	68	3,885	5,854	5,717	25	39	5,886	2,207
100-199	17	24	25	1,900	2,735	3,094	16	23	12,635	11,290	20,029	15	22	25	3,350	3,540	3,540	9	15	2,809	1,078
200-399	9	11	3	2,110	3,030	750	9	9	13,891	8,310	5,800	9	9	3	3,764	2,247	950	7	2	1,812	300
400 and over	4	5	10	2,200	5,700	7,095	4	5	17,200	35,188	79,035	4	5	10	3,800	20,200	12,130	4	9	3,360	4,959
Marion																					
Total	1,789	2,651	1,686	69,717	102,433	81,543	1,670	2,491	481,629	583,012	675,184	1,559	2,243	1,639	107,122	134,702	120,900	668	876	49,905	56,654
None	—	—	—	—	—	—	14	4	5,238	275	10,154	13	6	11	2,489	831	1,545	13	8	2,275	825
Under 25	993	1,530	1,273	12,940	19,882	26,552	883	1,439	74,668	84,101	196,204	820	1,205	1,219	24,862	32,961	49,971	260	576	5,868	19,428
25-49	542	720		17,244	22,380		522	668	98,213	112,421		493	663		26,243	30,184		237		8,673	
50-99	166	266	289	9,886	16,129	17,539	161	253	52,508	89,836	128,960	150	249	285	11,415	18,854	25,070	87	194	4,548	12,244
100-199	48	70	82	5,881	8,188	10,115	46	62	33,933	41,216	73,402	45	62	82	8,661	6,456	12,842	37	62	4,714	6,164
200-399	15	28	22	3,776	7,099	5,330	14	28	33,439	47,779	45,415	14	27	22	5,477	7,466	6,022	12	17	3,564	4,310
400-799	14	23	(1)	7,700	11,587	(1)	14	23	61,880	107,328	(1)	13	20	(1)	9,025	20,750	(1)	11	(1)	4,138	(1)
800 and over	11	14	(1)	12,290	17,168	(1)	11	14	121,750	100,056	(1)	11	11	(1)	18,950	17,200	(1)	11	(1)	16,125	(1)
400-699	10	22	6	4,850	10,887	2,745	10	22	34,141	96,828	30,120	9	19	6	5,275	18,750	2,875	8	6	1,838	1,275
700-999	8	6	6	6,240	4,802	5,162	8	6	58,199	43,897	42,193	8	6	6	10,750	9,200	5,175	7	5	8,125	1,938
1000 and over	7	9	8	8,900	13,066	14,100	7	9	91,290	66,659	148,736	7	6	8	11,950	10,000	17,400	7	8	10,300	10,470

Martin																				
Total	31	32	57	2,681	1,156	6,908	29	32	19,023	6,402	79,393	31	29	58	25,351	1,595	13,762	16	29	19,462	9,856
None	—	—	—	—	—	—	—	—	—	—	1,935	3	—	2	5,075	—	252	1	4	5,000	492
Under 25	9	17	30	141	301	882	8	17	1,216	1,287	5,106	7	16	29	3,380	435	1,426	3	8	3,156	451
25-49	11	9		383	295		11	9	2,986	2,240		10	7		3,654	350		5		3,051	
50-99	5	5	20	306	310	1,251	5	5	3,222	1,375	8,767	5	5	20	300	485	1,739	2	12	70	808
100-199	2	—	2	250	—	225	2	—	1,100	—	2,418	2	—	2	495	—	245	1	1	170	80
200 and over	4	1	5	1,607	250	4,750	3	1	10,499	1,500	61,167	4	1	5	12,447	525	10,100	4	4	8,015	8,025
Monroe																					
Total	18	20	11	926	656	347	18	12	3,665	1,440	2,041	17	15	6	2,382	700	327	9	—	1,520	—
None	—	—	—	—	—	—	—	—	—	—	—	—	—	—	—	—	—	1	—	500	—
Under 25	10	14	9	140	149	137	10	7	505	81	581	9	9	4	224	163	107	3	—	75	—
25-49	2	3		61	95		2	2	358	424		2	3		87	107		—	—	—	—
50-99	2	1	—	140	60	—	2	1	880	730	—	2	1	—	171	85	—	1	—	20	—
100 and over	4	2	2	585	352	210	4	2	1,922	205	1,460	4	2	2	1,900	345	220	4	—	925	—
Nassau																					
Total	431	619	262	116,237	71,681	75,510	408	573	1,267,819	582,955	786,272	402	561	251	178,221	123,917	102,165	218	204	102,985	59,487
None	—	—	—	—	—	—	3	3	1,394	18,966	25	3	8	2	520	1,563	135	1	3	140	147
Under 25	154	305	105	2,231	4,213	2,865	135	260	9,448	24,425	20,751	129	262	99	4,750	11,849	7,448	39	72	1,406	5,929
25-49	111	172		3,459	5,468		106	170	14,125	28,850		109	158		5,898	9,617		39		1,295	
50-99	36	60	58	2,122	3,465	3,612	36	59	8,523	16,841	28,736	34	58	55	3,158	6,199	6,215	25	42	1,508	3,109
100-199	25	17	14	3,320	2,288	1,835	24	16	23,528	12,429	14,964	24	14	13	6,975	1,870	4,902	18	12	4,073	2,749
200-399	30	25	26	7,864	6,295	6,850	30	25	80,404	51,057	75,868	29	24	25	9,860	7,390	9,150	26	22	7,769	4,449
400-799	36	16	(1)	20,026	8,464	(1)	35	16	193,590	79,637	(1)	35	16	(1)	33,166	11,304	(1)	34	(1)	18,099	(1)
800-1599	27	19	(1)	28,994	21,525	(1)	27	19	401,873	191,900	(1)	27	16	(1)	45,725	23,525	(1)	26	(1)	27,008	(1)
1600-3199	5	3	(1)	9,600	6,500	(1)	5	3	101,740	57,520	(1)	5	3	(1)	10,949	12,600	(1)	5	(1)	7,287	(1)
3200 and over	7	2	(1)	38,621	13,463	(1)	7	2	433,194	101,330	(1)	7	2	(1)	57,420	38,000	(1)	7	(1)	34,400	(1)
400-699	27	14	26	13,676	6,989	13,453	26	14	133,990	66,592	126,271	26	14	26	22,066	8,304	21,590	25	21	12,674	10,720
700-999	19	5	13	14,750	3,950	10,595	19	5	160,170	41,605	104,326	19	5	13	23,225	6,325	11,775	19	13	12,175	6,959
1000-2499	22	18	16	30,194	22,850	21,800	22	18	403,043	187,740	236,511	22	15	16	44,549	23,800	21,050	21	15	27,545	15,225
2500 and over	7	3	4	38,621	16,163	14,500	7	3	433,194	134,450	178,820	7	3	4	57,420	47,000	19,900	7	4	34,400	12,200
Okaloosa																					
Total	803	1,007	865	23,295	27,309	19,511	719	955	150,624	100,917	137,123	738	950	850	42,620	50,420	39,954	424	502	14,703	16,315
None	—	—	—	—	—	—	5	—	615	—	362	9	3	5	474	220	490	9	5	267	505
Under 25	443	532	804	6,497	7,577	15,027	369	490	42,467	28,970	109,926	381	461	785	15,309	16,466	33,773	192	456	5,132	13,585
25-49	274	383		8,552	11,897		261	377	49,345	46,241		264	377		16,035	21,914		166		5,719	
50-99	68	78	51	4,061	4,515	2,889	67	75	23,907	18,642	17,201	68	75	50	5,967	7,045	3,955	45	33	1,840	1,583
100-199	11	9	7	1,372	970	780	10	8	8,947	2,554	4,765	9	9	7	1,235	1,535	636	6	5	390	259
200 and over	7	5	3	2,813	2,350	815	7	5	25,343	6,510	4,869	7	5	3	3,600	3,240	1,120	6	3	1,355	383
Okeechobee																					
Total	145	202	113	4,936	5,776	6,431	138	170	24,228	18,250	39,041	131	169	107	23,001	8,293	8,385	70	36	17,333	2,918
None	—	—	—	—	—	—	4	—	130	—	—	4	—	—	9,245	—	—	2	—	8,975	—
Under 25	87	110	73	1,279	1,516	1,600	81	86	6,138	5,357	9,724	73	83	68	4,000	2,801	2,251	27	19	2,089	628
25-49	35	67		1,132	2,107		32	61	4,608	6,680		32	64		3,187	3,288		21		1,908	
50-99	15	14	23	895	848	1,291	14	13	2,633	1,865	7,875	14	13	23	1,525	1,069	2,330	12	9	846	995
100 and over	8	11	17	1,630	1,305	3,540	7	10	10,719	4,348	21,442	8	9	16	5,044	1,135	3,804	8	8	3,515	1,295
Orange																					
Total	640	1,247	714	40,095	66,372	53,537	581	1,109	297,242	508,202	396,748	539	897	703	121,016	133,240	90,603	208	310	89,056	46,986
None	—	—	—	—	—	—	15	—	4,398	—	610	18	7	9	2,753	2,452	1,500	15	8	2,123	1,412
Under 25	342	666	467	4,304	8,720	10,232	295	579	34,390	61,418	75,010	255	417	450	8,698	32,605	22,800	58	136	3,291	10,783
25-49	131	302		4,097	9,297		121	272	27,859	69,427		119	226		8,266	14,407		32		2,649	
50-99	88	145	122	5,305	8,874	7,607	75	132	30,546	55,726	56,264	75	125	120	16,408	15,353	12,549	43	69	12,934	4,722
100-199	39	62	61	4,891	7,563	7,907	36	58	28,533	50,575	52,768	32	56	60	21,296	12,098	13,215	23	45	17,843	7,264

[1] Comparison with later censuses may be found in groups below beginning with 400-699.

COUNTY TABLE 1.—CHICKENS ON FARMS 1940, 1935, AND 1930; CHICKEN EGGS PRODUCED AND CHICKENS RAISED 1939, 1934, AND 1929; AND CHICKENS SOLD, 1939 AND 1929; CLASSIFIED BY NUMBER ON HAND—Continued

(Chickens on hand over 4 months old Apr. 1, 1940 and over 3 months old Jan. 1, 1935 and Apr. 1, 1930)

STATE OR COUNTY AND NUMBER OF CHICKENS ON HAND	CHICKENS ON HAND						CHICKEN EGGS PRODUCED					CHICKENS RAISED						CHICKENS SOLD			
	Farms reporting			Number			Farms reporting		Dozens			Farms reporting			Number			Farms reporting		Number	
	1940 (Apr. 1)	1935 (Jan. 1)	1930 (Apr. 1)	1940 (Apr. 1)	1935 (Jan. 1)	1930 (Apr. 1)	1939	1934	1939	1934	1929	1939	1934	1929	1939	1934	1929	1939	1929	1939	1929
FLORIDA—Con.																					
Orange—Con.																					
200-399	19	49	35	5,083	12,209	8,906	18	46	37,750	97,006	57,745	19	43	35	10,155	20,725	12,472	17	26	8,057	6,440
400-799	11	15	(1)	5,465	7,509	(1)	11	15	39,465	63,612	(1)	11	15	(1)	19,750	21,050	(1)	11	(1)	16,602	(1)
800 and over	10	8	(1)	11,150	12,200	(1)	10	7	94,301	110,438	(1)	10	8	(1)	33,690	14,550	(1)	9	(1)	25,557	(1)
400-699	11	13	20	5,465	6,109	9,010	11	13	39,465	45,662	75,652	11	13	20	19,750	15,050	13,667	11	17	16,602	7,540
700-999	5	3	4	4,150	2,300	3,175	5	3	47,241	26,950	25,449	5	3	4	8,090	7,000	7,350	4	4	5,227	4,450
1000 and over	5	7	5	7,000	11,300	6,700	5	6	47,060	101,438	53,250	5	7	5	25,600	13,550	7,050	5	5	20,330	4,375
Osceola																					
Total	273	298	301	11,543	15,183	11,919	255	293	88,925	62,726	86,666	231	275	302	25,497	31,572	25,270	111	126	13,423	12,236
None	———	———	———	———	———	———	2	———	222	———	160	3	———	1	230	———	75	3	4	136	248
Under 25	149	71	226	2,124	1,082	4,631	135	67	12,432	3,659	34,198	119	56	226	5,602	2,305	11,718	40	76	2,612	5,067
25-49	71	106		2,270	3,276		68	105	19,064	10,571		63	102		6,452	5,741		34		3,122	
50-99	25	83	55	1,528	5,055	3,364	23	83	9,798	17,106	24,972	20	81	55	3,107	8,676	7,624	15	30	1,737	3,876
100-199	17	33	11	2,021	3,595	1,345	16	33	12,764	14,240	9,480	16	31	11	3,836	10,150	2,375	12	8	2,081	867
200-399	8	3	7	2,100	650	1,704	8	3	17,574	3,150	12,256	10	5	9	6,270	4,700	3,478	7	8	3,735	2,178
400 and over	3	2	2	1,500	1,525	875	3	2	17,071	14,000	5,600										
Palm Beach																					
Total	264	403	233	27,656	31,097	17,016	251	368	191,986	140,779	130,792	238	333	228	95,148	51,994	68,161	119	87	69,932	18,349
None	———	———	———	———	———	———	5	———	1,871	———	160	8	3	2	31,025	420	162	6	2	25,878	400
Under 25	76	182	150	1,150	2,479	3,386	70	165	8,942	6,265	30,273	59	140	143	2,650	5,097	37,267	18	29	1,235	1,902
25-49	65	83		2,026	2,482		61	78	17,882	6,782		59	72		7,171	4,034		21		4,346	
50-99	56	55	36	3,245	3,326	2,313	53	50	15,172	12,887	15,157	50	47	38	5,350	6,218	3,780	22	17	4,341	736
100-199	27	40	27	3,345	4,807	3,218	24	35	21,484	26,981	23,133	25	34	27	5,396	10,925	11,277	19	21	2,546	9,926
200-399	24	27	11	5,730	6,725	2,899	22	24	34,705	31,959	22,864	22	23	11	21,296	10,250	4,525	18	10	17,286	2,180
400-799	11	11	(1)	5,860	5,978	(1)	11	11	49,530	25,605	(1)	10	9	(1)	8,660	9,900	(1)	10	(1)	5,400	(1)
800 and over	5	5	(1)	6,300	5,300	(1)	5	5	42,400	30,300	(1)	5	5	(1)	13,600	5,150	(1)	5	(1)	8,900	(1)
400-699	9	7	7	4,460	3,178	3,500	9	7	39,300	17,100	25,905	8	6	7	5,960	4,500	8,150	8	7	3,700	2,605
700-999	4	6	1	3,000	4,600	700	4	6	21,530	25,805	5,300	4	5	1	3,700	6,550	1,700	4	1	2,100	600
1000 and over	3	3	1	4,700	3,500	1,000	3	3	31,100	13,000	8,000	3	3	1	12,600	4,000	1,300	3	———	8,500	———
Pasco																					
Total	714	790	566	61,382	72,954	54,950	600	750	610,100	698,331	515,744	610	705	564	158,754	125,251	91,154	326	318	115,378	49,816
None	———	———	———	———	———	———	13	1	12,325	600	180	21	1	4	51,758	3,000	1,377	17	5	48,022	1,573
Under 25	347	365	341	4,734	4,871	7,406	252	338	35,728	37,602	72,328	267	316	338	15,598	9,239	16,959	94	142	9,087	8,791
25-49	163	180		5,166	5,611		138	171	30,437	48,884		137	166		8,710	10,706		61		3,268	
50-99	69	94	109	4,358	5,732	6,894	63	93	33,759	51,089	62,806	56	86	108	4,702	9,987	11,684	42	75	2,023	7,212
100-199	49	61	49	6,055	7,623	5,991	49	59	57,646	67,037	49,591	48	53	48	8,574	14,024	11,985	35	39	3,527	7,513
200-399	41	41	36	10,867	10,857	9,067	40	41	119,341	101,245	86,476	36	36	35	29,875	16,695	19,616	34	27	25,646	8,482
400-799	36	31	(1)	18,202	16,610	(1)	36	29	177,054	148,920	(1)	36	30	(1)	26,737	33,425	(1)	34	(1)	17,055	(1)
800-1599	6	13	(1)	6,000	11,850	(1)	6	13	78,275	102,744	(1)	6	12	(1)	8,600	17,575	(1)	6	(1)	4,650	(1)
1600 and over	3	5	(1)	6,200	9,800	(1)	3	5	65,535	140,210	(1)	3	5	(1)	4,200	10,600	(1)	3	(1)	2,100	(1)
400-699	33	26	17	16,082	13,075	8,292	33	24	153,254	115,695	75,536	33	25	17	23,637	17,575	8,683	31	16	15,005	4,626
700-999	5	13	7	3,820	10,185	5,650	5	13	51,175	79,336	59,355	5	12	7	4,600	21,625	10,350	5	7	2,550	5,279
1000 and over	7	10	7	10,500	15,000	11,650	7	10	116,435	196,843	109,472	7	10	7	11,300	22,400	10,500	7	7	6,250	6,340

Pinellas																				
Total	291	457	355	29,699	28,013	39,675	258	402	243,166	178,841	329,900	232	289	352	105,112	44,795	82,956	116	172	78,558	49,321
None							9		2,369		5,728	14	4	2	10,282	193	650	8	3	9,632	1,428
Under 25	102	187	180	1,401	2,617	4,260	79	167	14,236	11,654	31,756	55	94	175	3,024	8,313	9,535	14	58	1,681	4,117
25-49	77	127		2,529	4,061		68	114	16,793	20,589		62	91		6,875	5,743		19		3,233	
50-99	42	74	77	2,557	4,510	4,694	37	64	16,629	33,145	36,004	36	54	77	3,370	6,401	9,877	16	39	1,023	6,352
100-199	26	35	53	3,127	4,515	6,587	22	30	23,045	29,810	51,750	22	22	53	18,731	5,390	11,714	21	37	16,126	7,597
200-399	27	25	24	7,332	6,485	6,804	27	20	65,021	39,398	50,103	27	18	24	34,590	8,925	12,425	22	18	26,625	6,657
400-799	13	7	(1)	6,700	3,825	(1)	12	5	62,940	24,395	(1)	12	4	(1)	20,840	3,730	(1)	12	(1)	15,738	(1)
800 and over	4	2	(1)	6,053	2,000	(1)	4	2	42,133	19,850	(1)	4	2	(1)	7,400	6,100	(1)	4	(1)	4,500	(1)
400-699	11	7	13	5,300	3,825	6,273	10	5	54,260	24,395	53,134	10	4	13	18,940	3,730	11,500	10	11	14,688	4,987
700-999	2	1	4	1,400	800	2,857	2	1	8,680	9,000	40,100	2	1	4	1,900	1,900	4,620	2	4	1,050	2,183
1000 and over	4	1	4	6,053	1,200	8,200	4	1	42,133	10,850	61,325	4	1	4	7,400	4,200	22,635	4	2	4,500	16,000
Polk																				
Total	1,682	1,656	1,450	83,336	86,935	86,926	1,516	1,499	693,653	556,030	697,927	1,476	1,066	1,411	243,624	119,196	135,902	618	549	161,546	57,239
None							25		8,446		1,209	49	6	8	39,888	287	875	22	10	39,230	1,001
Under 25	793	761	1,047	11,304	10,987	23,339	645	654	75,094	61,942	185,324	615	434	1,011	39,031	17,167	48,894	168	303	19,281	13,779
25-49	517	522		16,447	16,306		487	488	115,301	85,816		466	358		35,255	21,703		205		13,765	
50-99	232	250	239	13,627	14,482	14,506	223	242	95,136	84,549	98,948	214	173	232	40,473	15,045	21,692	123	123	27,500	8,427
100-199	72	64	94	8,715	7,631	11,133	69	60	68,053	55,925	79,623	64	49	91	13,831	7,029	16,207	45	54	8,827	8,237
200-399	41	28	41	10,240	7,039	10,323	40	27	84,908	47,283	84,737	41	20	40	26,580	11,725	14,125	30	34	18,528	6,882
400-799	13	14	(1)	6,823	7,720	(1)	13	14	85,456	73,538	(1)	13	12	(1)	17,852	8,240	(1)	12	(1)	11,406	(1)
800 and over	14	17	(1)	16,380	22,770	(1)	14	14	161,259	146,977	(1)	14	14	(1)	30,714	38,000	(1)	13	(1)	23,009	(1)
400-699	13	11	14	6,623	5,545	6,750	13	11	85,456	43,338	61,753	13	9	14	17,852	5,925	12,600	12	11	11,406	7,100
700-999	4	6	4	3,480	4,825	3,475	4	6	41,518	55,162	34,488	4	5	4	5,994	3,815	2,209	3	4	2,994	1,896
1000 and over	10	14	11	12,900	20,120	17,400	10	11	119,741	122,015	151,845	10	12	11	24,720	36,500	19,300	10	10	20,015	9,917
Putnam																				
Total	563	682	674	29,621	48,341	57,146	534	660	247,898	264,440	490,106	486	595	619	77,553	62,392	86,076	186	375	53,551	49,706
None							8	2	1,935	377	1,630	13	1	5	6,642	3	715	10	5	6,019	780
Under 25	319	312	438	4,319	4,663	9,600	291	290	38,783	18,985	79,979	248	249	381	17,618	7,084	22,080	65	187	10,297	10,296
25-49	141	177		4,291	5,381		135	177	25,011	23,684		129	164		6,112	7,381		45		1,706	
50-99	55	103	118	3,212	6,212	7,294	54	103	23,087	28,347	59,328	50	98	117	10,300	7,731	13,182	30	85	6,601	7,454
100-199	19	41	63	2,375	4,859	8,147	17	41	18,644	23,722	67,828	17	37	63	2,834	5,528	12,804	10	52	1,374	7,432
200-399	14	25	28	3,350	6,745	6,777	14	24	25,072	44,169	54,740	14	23	27	13,840	10,945	9,507	12	24	12,279	7,087
400-799	11	14	(1)	5,674	7,550	(1)	11	13	48,838	54,836	(1)	11	13	(1)	12,507	7,520	(1)	10	(1)	8,875	(1)
800 and over	4	10	(1)	6,400	12,931	(1)	4	10	66,528	70,320	(1)	4	10	(1)	7,700	16,200	(1)	4	(1)	6,400	(1)
400-699	10	13	15	4,930	6,850	7,925	10	12	42,679	51,186	72,442	10	12	15	10,530	6,520	10,085	9	14	7,175	7,745
700 and over	5	11	12	7,144	13,631	17,403	5	11	72,687	73,970	154,159	5	11	11	9,677	17,200	17,703	5	8	8,100	8,912
St. Johns																				
Total	295	459	249	22,340	22,642	15,035	290	447	124,742	173,540	94,648	284	449	241	128,680	44,583	25,852	114	116	110,044	13,291
None							2	1	321	75		3	1	4	70,100	100	215	2	2	70,000	130
Under 25	65	177	135	1,001	2,848	3,483	60	171	6,284	27,376	20,651	56	171	124	6,978	6,738	10,639	14	45	5,447	7,058
25-49	95	150		3,084	5,024		94	147	16,063	43,278		92	146		17,712	9,809		18		13,854	
50-99	76	93	73	4,529	5,540	4,306	75	91	27,147	43,330	24,664	74	92	73	5,574	8,882	6,324	36	41	2,784	2,731
100-199	34	31	31	4,222	3,765	3,671	34	30	18,974	29,127	22,081	34	31	30	6,241	8,729	3,591	21	21	2,813	1,109
200 and over	25	8	10	9,494	5,465	3,575	25	7	55,953	30,354	27,252	25	8	10	22,075	10,325	5,083	23	7	15,146	2,263
St. Lucie																				
Total	94	121	77	6,292	6,786	6,340	84	107	31,822	15,994	57,197	70	23	77	26,931	6,860	11,370	32	21	23,036	4,801
None							2		212		42	3		2	5,112		50	2	1	4,060	10
Under 25	49	54	46	659	733	1,108	37	43	5,099	1,425	7,601	25	12	44	743	932	1,379	4	3	200	70
25-49	19	38		625	1,177		19	35	3,796	3,121		18	3		1,234	113		7		634	
50-99	19	19	16	1,245	1,176	941	19	19	8,528	2,638	6,927	17	5	16	2,122	590	1,002	12	5	1,192	136
100 and over	7	10	15	3,763	3,700	4,291	7	10	14,187	8,810	42,627	7	3	15	17,720	5,225	8,939	7	12	16,950	4,585

[1] Comparison with later censuses may be found in groups below beginning with 400-699.

COUNTY TABLE 1.—CHICKENS ON FARMS 1940, 1935, AND 1930; CHICKEN EGGS PRODUCED AND CHICKENS RAISED 1939, 1934, AND 1929; AND CHICKENS SOLD, 1939 AND 1929; CLASSIFIED BY NUMBER ON HAND—Continued

(Chickens on hand over 4 months old Apr. 1, 1940 and over 3 months old Jan. 1, 1935 and Apr. 1, 1930)

STATE OR COUNTY AND NUMBER OF CHICKENS ON HAND	CHICKENS ON HAND						CHICKEN EGGS PRODUCED					CHICKENS RAISED						CHICKENS SOLD			
	Farms reporting			Number			Farms reporting		Dozens			Farms reporting			Number			Farms reporting		Number	
	1940 (Apr. 1)	1935 (Jan. 1)	1930 (Apr. 1)	1940 (Apr. 1)	1935 (Jan. 1)	1930 (Apr. 1)	1939	1934	1939	1934	1929	1939	1934	1929	1939	1934	1929	1939	1929	1939	1929
FLORIDA—Con.																					
Santa Rosa																					
Total	1,129	1,188	1,054	32,972	32,730	26,486	1,041	1,086	165,305	115,335	155,898	968	1,048	1,050	57,269	49,467	52,448	382	527	14,252	19,520
None	———	———	———	———	———	———	8	1	797	50	250	9	1	5	322	65	139	2	6	42	128
Under 25	611	651	953	8,796	9,627	18,633	540	566	44,395	29,041	107,941	484	538	944	18,473	17,296	43,162	159	456	3,920	16,025
25-49	390	401		12,256	12,713		367	386	56,713	45,030		351	385		21,798	20,891		156		6,042	
50-99	90	110	82	5,315	6,339	4,795	88	107	26,147	22,968	26,947	86	103	82	9,236	8,719	6,255	44	54	2,641	2,502
100-199	27	17	13	3,025	1,851	1,465	27	17	14,825	7,464	8,200	27	15	13	3,968	1,696	1,022	13	7	669	275
200-399	8	9	6	2,100	2,200	1,593	8	9	12,396	10,782	12,560	8	6	6	1,982	800	1,870	8	4	938	590
400 and over	3	———	———	1,480	———	———	3	———	10,032	———	———	3	———	———	1,490	———	———				
Sarasota																					
Total	68	109	120	4,516	7,333	6,550	51	103	38,298	28,735	42,446	50	81	122	19,362	8,876	18,224	24	64	14,198	9,483
None	———	———	———	———	———	———	———	———	———	———	———	———	———	3	———	———	1,285	———	3	———	1,267
Under 25	27	39	88	340	571	1,911	16	37	779	2,515	11,381	16	22	87	567	961	6,548	7	34	173	1,943
25-49	20	35		644	1,090		15	33	2,240	5,552		14	26		780	1,386		5		155	
50-99	10	17	12	570	978	715	9	16	2,857	3,815	4,795	9	15	12	1,305	1,290	1,665	3	8	450	666
100-199	6	10	14	722	1,299	1,862	6	9	6,502	3,125	11,185	6	10	14	11,350	1,689	5,351	5	13	10,350	3,907
200-399	2	5	5	540	1,465	1,262	2	5	6,256	8,428	8,845	2	5	5	2,600	1,900	2,575	4	6	3,070	1,700
400 and over	3	3	1	1,700	1,930	800	3	3	19,664	5,300	6,240	3	3	1	2,760	1,650	800				
Seminole																					
Total	338	531	304	20,573	31,722	19,926	321	525	173,037	256,445	170,769	323	463	284	74,411	55,014	41,041	111	119	47,602	21,067
None	———	———	———	———	———	———	6	———	6,675	———	906	13	———	1	37,177	———	75	10	1	32,593	14
Under 25	178	224	208	2,403	3,086	4,756	161	219	19,837	25,559	40,682	155	187	188	5,075	7,764	9,171	25	60	914	2,861
25-49	83	152		2,560	4,604		80	152	21,114	44,586		78	137		5,029	8,107		24		1,831	
50-99	31	89	45	1,904	5,313	2,655	29	88	12,152	49,715	22,995	31	82	45	5,312	8,557	4,321	16	18	3,321	1,442
100-199	24	34	28	3,250	4,271	3,415	23	34	23,552	29,904	28,178	24	29	28	5,583	6,695	4,419	16	20	2,492	2,175
200-399	11	22	15	2,656	5,948	3,800	11	22	22,782	57,105	30,060	11	18	14	4,010	9,649	5,905	10	13	1,497	3,107
400 and over	11	10	(1)	7,800	8,500	(1)	11	10	66,925	49,576	(1)	11	10	(1)	12,225	14,242	(1)	10	(1)	4,954	(1)
400-699	8	4	5	3,750	1,850	2,500	8	4	41,198	15,850	22,130	8	4	5	8,525	4,400	6,350	7	4	4,019	3,760
700 and over	3	6	3	4,050	6,650	2,800	3	6	25,727	33,726	25,818	3	6	3	3,700	9,842	10,800	3	3	935	7,708
Sumter																					
Total	661	769	619	27,087	23,105	22,883	611	698	211,247	95,545	174,900	585	690	621	37,886	37,407	47,641	218	287	17,172	17,772
None	———	———	———	———	———	———	2	5	150	370	———	6	7	4	182	179	468	1	2	75	53
Under 25	332	469	513	4,693	6,465	11,567	295	414	26,974	20,514	89,036	271	395	511	8,335	12,547	26,883	75	220	1,744	8,657
25-49	219	223		7,020	6,940		206	207	44,314	21,800		203	216		10,418	11,640		83		2,369	
50-99	68	53	78	4,018	3,030	4,769	66	48	17,426	8,021	32,590	64	49	78	5,024	3,826	7,695	27	42	1,108	2,762
100-199	29	14	15	3,556	1,620	1,812	29	14	16,013	8,895	11,035	28	13	15	3,917	1,875	2,370	20	11	1,339	895
200-399	6	5	8	1,350	1,250	1,810	6	5	12,390	5,195	14,797	6	5	8	2,560	2,140	3,725	5	7	1,412	1,825
400 and over	7	5	(1)	6,450	3,800	(1)	7	5	93,980	30,750	(1)	7	5	(1)	7,450	5,200	(1)	7	(1)	9,125	(1)
400-699	4	4	4	1,950	1,600	2,025	4	4	23,820	5,750	14,317	4	4	4	2,050	2,200	4,700	4	4	1,025	2,400
700 and over	3	1	1	4,500	2,200	900	3	1	70,160	25,000	13,125	3	1	1	5,400	3,000	1,800	3	1	8,100	1,200

Suwannee																				
Total	1,697	1,697	1,629	61,208	68,991	71,241	1,532	1,584	261,426	168,295	461,270	1,564	1,549	1,602	93,489	83,884	117,582	805	1,003	30,094	60,919
None							12		2,599		80	23		3	3,777		550	12	3	3,030	505
Under 25	672	595	1,212	9,340	8,565	28,054	549	524	36,463	17,164	145,802	565	501	1,182	20,449	15,218	49,072	243	670	6,433	21,194
25-49	620	651		20,102	21,301		584	623	79,669	46,283		589	614		29,628	29,419		298		8,595	
50-99	314	351	306	18,863	21,433	18,526	297	340	70,957	52,503	98,176	299	339	306	22,789	24,909	25,193	199	237	6,924	11,630
100-199	71	80	91	7,959	9,117	10,511	70	79	35,376	24,525	63,163	68	78	91	8,010	7,513	11,732	40	74	2,180	5,722
200 and over	20	20	20	4,944	8,575	14,150	20	18	36,362	27,820	154,049	20	17	20	8,836	6,825	31,035	13	19	2,932	21,868
Taylor																					
Total	438	532	401	14,275	13,628	12,614	394	504	88,379	52,150	66,115	389	492	356	21,987	22,036	17,808	167	248	7,689	8,884
None							2	2	104	179	158	3	2	3	200	90	175	3	2	86	85
Under 25	247	320	344	3,716	4,635	7,689	210	298	15,949	18,824	38,424	206	284	296	7,047	10,025	12,024	62	202	2,105	5,597
25-49	134	174		4,126	5,415		127	167	18,427	17,961		125	172		5,771	7,919		58		1,715	
50-99	37	29	44	2,190	1,678	2,690	36	29	10,935	5,071	14,593	36	27	44	2,919	1,927	3,666	27	37	1,263	2,462
100-199	12	7	9	1,455	700	950	11	6	9,809	1,515	5,240	11	5	9	2,650	875	868	9	5	1,035	330
200 and over	8	2	4	2,788	1,200	1,285	8	2	33,155	8,600	7,700	8	2	4	3,400	1,200	1,075	8	2	1,485	410
Union																					
Total	492	525	553	25,028	23,293	31,758	437	478	131,714	79,372	218,762	420	476	521	38,469	24,297	80,806	120	312	24,111	59,631
None											1,800	1		1	2,800		400	1	1	3,500	300
Under 25	208	189	401	3,021	2,693	8,808	171	151	11,289	5,151	55,593	165	157	371	8,637	4,051	15,704	32	183	4,976	6,425
25-49	161	198		5,183	6,365		147	189	17,559	13,926		140	184		6,443	6,998		41		7,284	
50-99	63	90	96	3,845	5,527	5,808	61	90	16,690	13,911	41,021	61	88	94	3,983	5,297	7,366	19	77	815	3,979
100-199	47	37	27	5,622	4,393	3,385	45	37	35,656	16,432	26,198	41	36	26	5,414	3,201	3,015	17	23	1,106	1,620
200-399	10	9	18	2,552	2,465	4,732	10	9	23,020	14,762	31,843	9	9	18	3,592	2,350	7,371	7	18	2,008	4,072
400 and over	3	2	11	4,805	1,850	9,025	3	2	27,500	15,190	62,307	3	2	11	7,600	2,400	46,950	3	10	4,422	43,235
Volusia																					
Total	726	1,499	587	41,556	70,098	34,228	683	1,463	312,771	514,026	278,640	634	1,324	585	151,786	147,015	50,619	236	211	108,555	17,765
None							9		10,787		2,595	10		9	17,527		404	12	3	17,357	140
Under 25	386	663	417	5,347	8,669	9,140	352	631	38,629	64,548	72,527	309	575	409	24,206	23,974	18,668	61	114	15,020	4,866
25-49	188	442		5,851	14,217		180	441	46,073	89,061		170	381		11,588	27,969		61		4,792	
50-99	74	245	88	4,199	14,447	5,594	69	244	28,032	91,789	42,913	69	227	85	8,819	31,472	7,747	38	39	4,007	2,788
100-199	29	89	48	3,604	10,110	6,012	29	88	25,033	90,254	45,956	28	84	48	11,466	20,991	10,130	21	33	9,559	5,099
200-399	31	42	23	8,450	9,905	6,032	28	41	59,240	74,710	47,178	30	39	23	25,050	16,659	6,195	26	14	16,800	2,472
400-799	12	12	(1)	6,705	6,050	(1)	12	12	52,011	44,704	(1)	12	12	(1)	37,380	9,750	(1)	11	(1)	29,650	(1)
800 and over	6	6	(1)	7,400	6,700	(1)	4	6	52,966	58,960	(1)	6	6	(1)	15,750	16,200	(1)	6	(1)	11,370	(1)
400-699	10	11	6	5,305	5,300	3,100	10	11	39,653	32,534	25,250	10	11	6	33,180	8,750	3,125	9	4	26,550	1,000
700-999	3	5	4	2,200	3,950	3,050	3	5	24,524	40,130	32,308	3	5	4	5,000	5,200	2,950	3	3	3,620	900
1000 and over	5	2	1	6,600	3,500	1,300	3	2	40,800	31,000	9,913	5	2	1	14,950	12,000	1,400	5	1	10,850	500
Wakulla																					
Total	225	353	319	5,507	9,366	9,471	190	356	29,462	35,936	68,383	181	338	320	10,791	12,619	14,450	72	151	5,525	5,382
None							3	6	301	205	104	3	4	1	90	55	25	3		95	
Under 25	133	167	277	1,897	2,481	5,941	104	164	9,388	11,136	38,540	97	149	277	3,875	4,005	9,054	36	122	1,884	2,822
25-49	76	150		2,350	4,735		68	150	11,466	17,195		66	149		4,526	6,194		24		2,056	
50-99	13	34	33	810	1,900	1,940	15	36	8,307	7,400	29,739	15	36	42	2,300	2,365	5,391	9	29	1,488	2,560
100 and over	3	2	9	450	250	1,590															
Walton																					
Total	947	1,254	975	41,476	36,281	28,868	853	1,152	239,743	148,789	178,288	820	1,133	931	100,435	68,844	47,890	439	451	65,399	18,276
None							4	1	1,005	26	2,490	8	1	6	772	50	897	4	5	500	650
Under 25	539	735	896	7,847	10,506	17,705	461	639	32,831	33,876	94,587	435	625	850	15,182	20,604	31,176	181	396	4,880	10,511
25-49	271	396		8,563	12,236		256	389	35,687	38,135		245	387		26,125	19,371		154		17,086	
50-99	64	86	49	3,928	4,934	2,881	62	86	17,850	15,149	18,940	61	86	46	8,417	9,462	3,779	39	30	3,730	1,691
100-199	39	16	12	4,644	1,955	1,630	36	16	35,970	14,560	11,772	37	15	11	8,887	4,285	3,260	32	7	6,452	1,316
200-399	21	16	12	5,860	4,030	3,182	21	16	56,646	32,103	20,299	21	14	12	20,632	11,712	4,128	18	8	16,794	2,038

[1] Comparison with later censuses may be found in groups below beginning with 400-699.

COUNTY TABLE 1.—CHICKENS ON FARMS 1940, 1935, AND 1930; CHICKEN EGGS PRODUCED AND CHICKENS RAISED 1939, 1934, AND 1929; AND CHICKENS SOLD, 1939 AND 1929; CLASSIFIED BY NUMBER ON HAND—Continued

(Chickens on hand over 4 months old Apr. 1, 1940 and over 3 months old Jan. 1, 1935 and Apr. 1, 1930)

STATE OR COUNTY AND NUMBER OF CHICKENS ON HAND	CHICKENS ON HAND						CHICKEN EGGS PRODUCED					CHICKENS RAISED						CHICKENS SOLD			
	Farms reporting			Number			Farms reporting		Dozens			Farms reporting			Number			Farms reporting		Number	
	1940 (Apr. 1)	1935 (Jan. 1)	1930 (Apr. 1)	1940 (Apr. 1)	1935 (Jan. 1)	1930 (Apr. 1)	1939	1934	1939	1934	1929	1939	1934	1929	1939	1934	1929	1939	1929	1939	1929
FLORIDA—Con.																					
Walton—Con.																					
400-799	9	5	(1)	4,814	2,620	(1)	9	5	35,394	14,940	(1)	9	5	(1)	7,720	3,360	(1)	7	(1)	4,757	(1)
800 and over	4	———	(1)	5,820	———	(1)	4	———	24,360	———	(1)	4	———	(1)	12,700	———	(1)	4	(1)	11,200	(1)
400-699	9	4	4	4,814	1,920	1,870	9	4	35,394	13,940	17,300	9	4	4	7,720	3,260	3,050	7	4	4,757	1,670
700-999	———	1	2	———	700	1,600	———	1	———	1,000	12,900	———	1	2	———	100	1,600	———	1	———	400
1000 and over	4	———	———	5,820	———	———	4	———	24,360	———	———	4	———	———	12,700	———	———	4	———	11,200	———
Washington																					
Total	1,174	1,142	1,066	34,381	33,666	26,970	1,099	1,078	181,878	143,002	206,241	1,072	1,002	987	53,682	51,981	61,920	439	621	12,475	27,731
None	———	———	———	———	———	———	3	———	88	———	420	7	———	2	255	———	86	4	2	125	160
Under 25	695	630	966	9,839	9,257	19,720	625	577	46,530	28,133	145,404	607	520	886	20,532	14,832	44,864	205	541	4,406	17,492
25-49	324	402		10,241	12,722		316	392	47,960	39,771		306	379		16,364	19,812		139		4,070	
50-99	116	87	85	7,138	5,305	5,120	116	86	39,070	17,597	41,094	113	83	84	8,491	7,542	8,990	68	65	2,302	3,764
100-199	28	16	11	3,526	1,775	1,130	28	16	18,140	6,672	9,142	28	14	11	3,765	1,510	2,180	19	9	917	969
200-399	7	3	3	1,675	825	600	7	3	13,310	3,735	6,881	7	3	3	1,820	885	1,800	4	4	655	5,346
400 and over	4	4	1	1,962	3,782	400	4	4	16,780	47,094	3,300	4	3	1	2,455	7,400	4,000				
GEORGIA																					
Total	195,788	222,836	213,818	5,871,369	6,528,749	5,373,047	185,920	213,517	31,615,867	23,034,082	30,533,675	183,528	206,771	209,520	13,376,439	11,529,800	12,263,708	68,230	95,417	4,279,698	3,753,969
None	———	———	———	———	———	———	794	424	188,563	31,202	106,295	1,004	478	982	196,856	24,164	62,880	529	527	161,490	36,709
Under 25	102,528	113,460	194,719	1,441,497	1,617,450	3,710,308	94,382	105,574	7,351,495	4,897,731	20,223,679	92,032	100,576	189,565	4,149,570	3,353,609	9,332,623	26,041	82,182	1,069,333	2,517,490
25-49	67,779	80,153		2,150,194	2,530,965		65,792	78,731	10,500,595	8,192,357		65,644	77,329		4,804,651	4,617,629		27,914		1,260,893	
50-99	19,812	24,028	15,449	1,173,727	1,412,503	917,415	19,357	23,691	5,591,638	4,767,248	4,989,456	19,295	23,411	15,360	2,183,300	2,250,161	1,641,401	9,945	10,036	679,743	558,278
100-199	4,052	3,904	2,652	485,780	451,955	310,633	3,990	3,824	2,753,624	1,758,089	1,873,585	3,957	3,765	2,626	868,502	618,251	491,420	2,504	1,866	400,783	217,584
200-399	1,133	880	642	283,635	223,675	163,666	1,123	867	2,084,470	1,223,100	1,140,988	1,115	824	633	554,901	290,120	261,462	874	501	321,169	144,655
400-799	359	300	(1)	180,515	154,386	(1)	357	296	1,561,904	991,340	(1)	356	281	(1)	323,037	206,034	(1)	306	(1)	191,673	(1)
800-1599	102	92	(1)	104,421	92,376	(1)	102	91	1,057,825	752,713	(1)	102	90	(1)	198,722	117,259	(1)	94	(1)	127,575	(1)
1600-3199	22	16	(1)	48,100	31,939	(1)	22	16	495,753	278,180	(1)	22	15	(1)	86,900	40,073	(1)	22	(1)	61,039	(1)
3200 and over	1	3	(1)	3,500	13,500	(1)	1	3	30,000	142,122	(1)	1	2	(1)	10,000	12,500	(1)	1	(1)	6,000	(1)
400-699	327	268	222	157,532	131,478	111,133	325	266	1,337,171	879,920	881,288	324	252	221	283,007	180,167	205,142	279	180	172,228	118,203
700-999	77	80	61	60,393	63,556	48,905	77	77	607,557	430,797	424,069	77	76	60	91,036	74,457	69,125	68	55	52,192	43,433
1000-2499	73	58	66	99,011	78,167	89,287	73	58	1,020,889	667,116	662,550	73	56	66	204,216	101,742	156,655	69	63	133,628	88,117
2500 and over	7	5	7	19,600	19,000	21,700	7	5	179,865	186,522	231,765	7	4	7	40,400	19,500	43,000	7	7	28,239	29,500
Appling																					
Total	1,418	1,362	1,299	41,539	43,540	32,939	1,393	1,336	171,035	132,830	168,563	1,391	1,289	1,287	95,596	68,117	69,960	505	464	19,932	14,021
None	———	———	———	———	———	———	4	———	320	———	125	8	———	2	261	———	50	2	———	103	———
Under 25	683	581	1,179	9,922	8,594	24,988	662	557	47,050	23,151	130,344	656	502	1,165	31,758	17,276	58,272	177	393	4,795	10,598
25-49	538	552		17,094	17,533		531	551	66,714	46,788		532	543		38,469	30,152		227		7,478	
50-99	161	200	108	9,633	11,871	6,484	160	200	34,054	31,450	30,574	159	197	108	17,958	16,634	9,748	74	61	5,048	2,623
100-199	31	27	10	3,590	3,067	1,050	31	26	14,739	11,341	5,220	31	26	10	5,375	3,705	1,210	20	8	1,563	450
200 and over	5	2	2	1,300	2,475	417	5	2	8,158	20,100	2,300	5	1	2	1,775	350	680	5	2	945	350
Atkinson																					
Total	637	674	644	19,786	20,109	21,746	613	658	101,955	72,501	121,541	590	659	638	43,062	34,791	40,671	183	227	7,066	8,047
None	———	———	———	———	———	———	1	———	182	———	———	2	———	———	75	———	———	———	———	———	———
Under 25	284	333	515	4,146	5,171	11,298	271	319	22,505	14,939	61,606	279	319	511	12,470	8,937	26,875	68	156	1,680	4,497
25-49	246	228		7,824	7,256		239	226	38,594	28,851		228	227		17,082	12,900		78		2,794	

50-99	87	96	94	5,281	5,627	5,591	82	96	26,358	20,712	27,358	64	96	92	8,735	9,154	9,406	25	48	1,501	2,158
100 and over	20	17	35	2,535	2,055	4,857	20	17	14,316	7,999	32,577	17	17	35	4,700	3,800	4,390	12	23	1,091	1,392
Bacon																					
Total	945	786	767	28,504	25,628	20,532	895	705	132,673	74,909	108,920	906	674	690	62,345	34,194	38,475	351	314	15,891	10,306
None	------	------	----	-------	-------	-------	3	1	427	50	106	2	1	1	100	75	40	1	-----	30	-------
Under 25	455	344	695	6,507	5,264	14,335	412	291	34,697	12,673	73,503	421	269	617	18,622	8,009	29,244	120	266	3,304	6,602
25-49	344	305		10,888	9,628		335	280	51,323	25,162		339	272		23,178	12,320		139		4,769	
50-99	112	119	61	6,697	7,286	3,520	111	115	26,367	23,684	17,485	111	114	61	12,275	8,545	5,586	63	39	4,158	1,869
100-199	31	15	10	3,512	1,850	1,177	31	15	15,339	5,980	6,826	30	15	10	6,970	1,920	1,605	28	9	3,630	1,835
200 and over	3	3	1	900	1,600	1,500	3	3	4,520	7,360	11,000	3	3	1	1,200	3,325	2,000				
Baker																					
Total	1,015	1,057	906	21,735	22,918	21,855	973	1,026	98,674	48,625	129,964	950	846	884	39,281	27,539	34,201	255	305	5,762	8,204
None	------	------	----	-------	-------	-------	2	1	200	5	10	2	2	1	71	110	10	1	1	25	10
Under 25	675	689	820	8,958	9,133	15,262	639	669	40,534	16,103	91,045	615	531	797	17,533	10,360	25,188	152	259	2,153	5,918
25-49	274	299		8,632	9,015		266	292	37,416	19,733		267	253		15,003	10,788		78		2,211	
50-99	62	60	67	3,644	3,615	3,931	62	56	18,324	8,374	21,757	62	52	67	5,649	4,751	5,136	24	45	1,373	2,276
100 and over	4	9	19	501	1,155	2,662	4	8	2,200	4,410	17,152	4	8	19	1,025	1,550	3,867				
Baldwin																					
Total	715	918	877	17,152	23,327	22,658	675	887	87,228	98,742	134,715	665	831	828	37,863	46,212	42,476	145	295	9,485	12,046
None	------	------	-----	-------	-------	-------	7	-----	562	-------	100	5	-----	1	107	-------	25	1	1	12	15
Under 25	432	580	801	5,941	7,420	13,746	392	561	34,196	26,483	70,222	396	514	752	14,305	15,918	28,950	70	251	2,209	7,899
25-49	207	244		6,420	7,848		201	236	31,098	30,678		190	230		14,508	15,534		50		4,228	
50-99	67	81	59	3,791	4,629	3,437	66	78	17,295	21,330	22,676	65	75	59	7,208	9,120	5,361	21	33	2,036	1,792
100 and over	9	13	17	1,000	3,430	5,475	9	12	4,077	20,251	41,717	9	12	16	1,735	5,640	8,140	3	10	1,000	2,340
Banks																					
Total	1,297	1,452	1,483	33,974	38,302	38,964	1,276	1,436	153,200	150,675	231,067	1,250	1,426	1,474	90,684	84,553	102,664	640	855	26,082	34,226
None	------	------	-----	-------	-------	-------	6	1	883	25	390	6	1	5	2,228	100	245	5	2	1,682	45
Under 25	719	785	1,327	10,703	11,998	26,228	695	773	50,873	46,708	154,092	672	764	1,315	33,424	31,768	79,753	311	774	7,392	26,118
25-49	479	535		15,113	16,547		476	531	63,711	61,844		473	551		36,681	35,290		261		9,201	
50-99	78	119	131	4,672	6,692	8,307	78	118	17,811	24,143	47,325	78	118	130	8,936	13,950	13,276	47	67	2,312	3,063
100-199	16	9	20	1,851	916	2,559	16	9	8,240	3,230	14,275	16	9	19	2,815	1,380	2,605	12	9	1,045	300
200 and over	5	4	5	1,635	2,149	1,870	5	4	11,682	14,725	14,985	5	3	5	6,600	2,065	6,785	4	3	4,450	4,700
Barrow																					
Total	1,309	1,544	1,522	40,729	37,700	31,594	1,254	1,483	213,536	103,849	218,236	1,244	1,459	1,504	101,429	83,429	89,733	556	822	31,470	26,402
None	------	------	-----	-------	-------	-------	4	3	1,285	110	930	5	3	10	640	110	519	4	2	570	75
Under 25	731	840	1,478	10,872	12,621	28,432	684	780	54,711	38,319	195,779	668	761	1,450	32,132	30,848	82,792	243	789	5,281	24,234
25-49	452	599		14,108	18,540		442	595	67,022	49,263		446	590		33,328	39,689		229		8,267	
50-99	91	96	37	5,224	5,307	2,092	89	96	22,316	13,442	11,392	90	96	37	9,052	9,737	4,200	52	27	2,206	1,303
100-199	21	7	5	2,464	812	635	21	7	10,185	1,615	5,850	21	7	5	5,852	1,845	647	15	2	2,084	65
200-399	8	2	2	2,111	420	435	8	2	18,780	1,100	4,285	8	2	2	9,825	1,200	1,575	7	2	8,212	725
400-799	3	------	(1)	1,750	--------	(1)	3	-----	14,600	---------	(1)	3	-----	(1)	3,100	--------	(1)	3	(1)	1,850	(1)
800 and over	3	------	(1)	4,200	--------	(1)	3	-----	24,637	---------	(1)	3	-----	(1)	7,500	--------	(1)	3	(1)	3,000	(1)
400-699	2	------	-----	1,000	--------	--------	2	-----	7,600	---------	---------	2	-----	-----	2,000	--------	--------	2	-----	950	--------
700 and over	4	------	-----	4,950	--------	--------	4	-----	31,637	---------	---------	4	-----	-----	8,600	--------	--------	4	-----	3,900	--------
Bartow																					
Total	1,627	2,171	2,175	54,988	71,011	54,132	1,552	2,042	267,972	250,252	324,490	1,566	2,009	2,141	105,798	121,816	110,127	426	762	20,142	26,882
None	------	------	-----	-------	-------	-------	3	3	569	145	1,504	5	2	12	305	175	739	1	8	15	315
Under 25	582	882	1,978	8,653	13,304	40,417	525	776	45,371	45,518	248,167	528	749	1,932	20,401	27,477	88,608	99	628	3,965	19,321
25-49	671	894		21,542	28,898		657	872	105,602	104,499		661	865		44,604	52,783		185		7,027	
50-99	319	336	168	18,248	20,437	9,944	312	332	81,437	69,103	50,771	317	334	168	30,563	30,826	16,115	110	106	5,199	5,253
100-199	51	54	27	5,720	6,322	3,171	51	54	30,663	27,622	17,518	51	54	27	8,715	8,830	4,015	31	20	3,936	1,993
200 and over	4	5	2	825	2,050	600	4	5	4,330	3,365	6,530	4	5	2	1,210	1,725	650				

[1] Comparison with later censuses may be found in groups below beginning with 400-699.

COUNTY TABLE 1.—CHICKENS ON FARMS 1940, 1935, AND 1930; CHICKEN EGGS PRODUCED AND CHICKENS RAISED 1939, 1934, AND 1929; AND CHICKENS SOLD, 1939 AND 1929; CLASSIFIED BY NUMBER ON HAND—Continued

(Chickens on hand over 4 months old Apr. 1, 1940 and over 3 months old Jan. 1, 1935 and Apr. 1, 1930)

STATE OR COUNTY AND NUMBER OF CHICKENS ON HAND	CHICKENS ON HAND						CHICKEN EGGS PRODUCED					CHICKENS RAISED						CHICKENS SOLD			
	Farms reporting			Number			Farms reporting		Dozens			Farms reporting			Number			Farms reporting		Number	
	1940 (Apr.1)	1935 (Jan.1)	1930 (Apr.1)	1940 (Apr. 1)	1935 (Jan. 1)	1930 (Apr. 1)	1939	1934	1939	1934	1929	1939	1934	1929	1939	1934	1929	1939	1929	1939	1929
GEORGIA—Con.																					
Ben Hill																					
Total	764	858	823	22,448	24,469	23,268	700	819	67,520	83,598	130,117	685	825	819	47,555	45,523	48,544	184	362	11,319	18,897
None	—	—	—	—	—	—	2	1	441	26	661	4	2	6	1,650	100	283	2	1	1,403	50
Under 25	362	408	731	5,208	5,774	13,924	319	382	19,206	21,572	70,678	305	375	721	11,999	12,471	32,152	53	302	1,403	10,915
25-49	290	329		9,261	10,268		271	316	27,856	33,594		268	328		20,181	19,759		77		5,043	
50-99	92	103	79	5,429	6,177	4,718	89	103	13,910	18,046	25,761	88	102	79	10,495	10,093	8,337	41	48	2,720	2,817
100 and over	20	18	13	2,550	2,250	4,626	19	17	6,107	10,360	33,017	20	18	13	3,230	3,100	7,772	11	11	750	5,115
Berrien																					
Total	1,654	1,630	1,680	56,386	59,163	43,913	1,562	1,565	323,316	207,867	239,828	1,545	1,505	1,641	115,625	103,629	84,364	805	710	33,876	24,043
None	—	—	—	—	—	—	4	—	400	—	365	6	—	4	187	—	130	1	2	25	16
Under 25	759	561	1,486	11,127	8,471	30,570	688	508	64,344	28,033	171,724	667	487	1,445	32,737	21,169	64,757	270	584	7,227	17,765
25-49	602	698		19,551	22,373		583	690	102,916	74,066		583	670		43,967	45,717		338		11,129	
50-99	237	315	168	14,343	19,447	10,008	232	311	80,365	61,823	49,169	233	297	166	24,637	28,783	16,232	157	105	7,706	5,242
100-199	40	48	23	4,875	5,347	2,610	40	48	28,333	16,600	13,100	40	44	23	5,947	5,485	2,620	25	16	1,639	720
200-399	10	5	3	2,230	1,225	725	10	5	18,433	3,345	5,470	10	4	3	2,850	725	625	9	3	1,550	300
400 and over	6	3	—	4,260	2,300	—	5	3	28,525	24,000	—	6	3	—	5,300	1,750	—	5	—	4,600	—
Bibb																					
Total	630	980	824	22,018	31,541	35,323	543	826	131,772	165,059	215,211	557	806	796	50,382	55,333	65,799	128	280	19,753	25,048
None	—	—	—	—	—	—	3	—	3,390	—	368	12	1	4	2,520	15	481	4	2	955	137
Under 25	335	563	667	4,752	7,547	12,397	272	439	24,189	23,153	66,823	274	420	638	12,531	11,203	24,881	45	196	3,887	5,846
25-49	195	272		6,176	8,448		176	250	31,342	39,517		178	248		12,640	13,711		39		2,442	
50-99	72	112	84	4,343	6,516	4,981	66	105	26,035	35,293	24,958	68	104	82	6,446	10,414	10,932	25	34	1,482	5,317
100-199	20	21	44	2,485	2,470	5,185	19	21	14,209	11,000	31,537	18	21	43	4,395	3,240	9,305	11	29	1,560	4,068
200-399	5	7	17	1,210	1,760	4,560	4	6	5,822	9,389	29,600	4	7	17	750	3,050	5,175	1	10	25	1,870
400 and over	3	5	12	3,052	4,800	8,200	3	5	26,785	46,707	61,925	3	5	12	11,100	13,700	15,025	3	9	9,402	7,810
Bleckley																					
Total	854	963	928	26,271	30,724	22,889	816	917	137,875	106,513	112,648	792	892	918	67,757	51,502	52,594	318	593	28,655	19,868
None	—	—	—	—	—	—	3	8	475	593	150	2	8	1	90	620	100	1	1	15	25
Under 25	379	441	825	5,511	6,518	15,736	347	396	30,747	21,451	76,487	331	377	815	12,141	11,959	39,571	94	513	2,636	14,777
25-49	330	361		10,510	11,343		325	355	52,811	44,437		317	351		22,983	21,820		148		7,066	
50-99	118	127	91	6,945	7,633	5,387	114	125	34,480	25,103	25,981	116	125	90	23,168	11,668	10,468	59	71	13,288	4,061
100 and over	27	34	12	3,305	5,230	1,766	27	33	19,362	14,929	10,030	26	31	12	9,375	5,435	2,455	16	8	5,650	1,005
Brantley																					
Total	653	720	641	22,509	24,185	21,803	631	708	144,355	75,275	120,033	608	682	643	36,770	29,850	37,987	283	298	15,010	14,083
None	—	—	—	—	—	—	—	—	—	—	100	1	—	4	7	—	80	—	2	—	50
Under 25	300	306	545	4,653	4,716	12,683	286	295	31,191	12,180	63,528	269	274	543	9,595	6,526	24,519	90	225	2,348	7,566
25-49	224	294		7,089	9,176		219	293	41,138	23,486		215	290		10,350	11,560		107		2,919	
50-99	96	95	70	5,778	5,750	4,434	93	95	41,096	16,615	22,010	91	94	70	10,044	6,184	7,073	59	48	5,246	3,237
100-199	26	17	17	3,370	2,225	2,151	26	17	19,624	10,784	14,890	26	16	17	4,996	2,230	3,540	21	14	3,007	1,980
200 and over	7	8	9	1,659	2,318	2,535	7	8	11,306	12,210	19,505	6	8	9	1,778	3,350	2,775	6	9	1,490	1,250

Brooks																				
Total	2,002	2,053	2,091	56,050	57,769	52,085	1,806	1,903	273,876	173,632	265,169	1,857	1,811	2,041	105,691	79,028	97,118	784	984	30,629	37,545
None	—	—	—	—	—	—	5	2	467	170	35	8	2	—	861	80	—	5	—	695	—
Under 25	1,152	1,058	1,879	14,933	14,353	34,606	996	933	64,048	41,019	172,053	1,008	869	1,829	33,387	21,262	73,133	354	819	6,876	26,719
25-49	601	718		18,792	22,737		566	698	87,554	62,984		578	674		35,614	33,015		281		8,615	
50-99	191	234	167	11,648	13,952	9,887	183	228	51,705	40,853	45,566	185	223	167	17,709	17,731	15,040	98	128	3,849	6,721
100-199	39	37	35	4,622	4,252	4,217	37	36	23,007	13,766	21,517	39	37	35	5,945	4,890	5,795	30	28	2,392	2,664
200-399	14	4	7	3,615	975	1,875	14	4	26,195	5,640	13,588	14	4	7	5,325	850	1,750	12	6	2,472	645
400 and over	5	2	3	2,440	1,500	1,500	5	2	20,900	9,200	12,410	5	2	3	6,850	1,200	1,400	4	3	5,730	796
Bryan																					
Total	347	497	480	9,165	13,664	12,356	324	458	36,790	28,376	76,951	323	390	475	18,905	25,889	28,133	126	204	4,724	9,071
None	—	—	—	—	—	—	—	2	—	85	320	—	2	5	—	29	146	1	1	8	20
Under 25	196	276	435	2,713	3,421	8,540	178	243	9,525	6,752	45,788	176	193	425	6,666	7,046	20,942	45	169	1,265	6,126
25-49	112	176		3,488	5,361		107	168	11,840	10,256		109	152		7,274	11,239		54		1,786	
50-99	32	38	37	1,797	2,382	2,169	32	38	8,325	5,131	14,187	31	36	37	3,445	4,025	4,190	22	28	1,235	1,515
100-199	4	5	6	507	500	697	4	5	2,600	527	4,591	4	5	6	850	1,000	775				
200 and over	3	2	2	660	2,000	950	3	2	4,500	5,625	12,085	3	2	2	670	2,550	2,080	4	6	430	1,410
Bulloch																					
Total	2,667	2,960	2,732	91,845	136,458	75,533	2,565	2,885	484,702	494,274	393,714	2,566	2,835	2,716	213,197	245,228	230,950	1,136	1,376	58,701	74,456
None	—	—	—	—	—	—	5	1	410	10	1,337	3	1	9	140	25	1,657	5	7	135	2,349
Under 25	1,258	1,236	2,425	17,878	17,357	45,987	1,176	1,173	86,968	36,942	222,903	1,176	1,139	2,401	57,826	43,172	164,410	435	1,134	12,141	36,140
25-49	972	1,009		30,950	32,162		950	999	139,468	75,127		956	988		78,722	71,127		446		16,474	
50-99	319	457	240	18,616	27,897	14,072	316	455	92,087	75,564	64,858	313	453	239	38,341	52,844	29,537	167	175	10,241	12,107
100-199	72	152	41	8,308	18,487	4,729	72	152	49,526	62,149	25,332	72	150	41	14,028	27,395	9,680	49	34	6,090	5,154
200-399	29	75	18	6,970	19,605	4,420	29	74	40,320	100,448	26,564	29	74	18	9,150	25,910	8,566	20	18	4,030	6,591
400-799	14	23	(1)	6,525	10,850	(1)	14	23	55,043	54,234	(1)	14	22	(1)	8,990	10,830	(1)	11	(1)	5,090	(1)
800 and over	3	8	(1)	2,600	10,100	(1)	3	8	20,880	89,800	(1)	3	8	(1)	6,000	13,925	(1)	3	(1)	4,500	(1)
400-699	14	22	4	6,525	10,150	2,325	14	22	55,043	46,954	16,600	14	21	4	8,990	10,330	6,800	11	4	5,090	3,915
700 and over	3	9	4	2,600	10,800	4,000	3	9	20,880	97,080	36,140	3	9	4	6,000	14,425	10,300	3	4	4,500	8,200
Burke																					
Total	2,196	2,918	3,162	72,310	89,027	57,683	2,079	2,729	263,118	247,840	247,988	2,087	2,635	3,084	136,085	111,877	112,000	367	1,022	15,769	27,708
None	—	—	—	—	—	—	3	—	107	—	523	2	—	14	50	—	308	—	2	—	35
Under 25	1,067	1,947	2,966	14,983	25,804	43,813	985	1,772	56,295	84,171	192,514	971	1,685	2,877	34,286	43,606	92,890	107	920	2,467	22,378
25-49	758	696		24,278	21,530		730	685	79,671	76,440		747	680		49,226	35,708		155		4,783	
50-99	270	223	164	16,597	13,202	9,762	264	221	58,540	53,163	38,586	267	220	162	29,421	21,923	15,197	70	82	4,609	4,223
100-199	79	39	28	9,262	4,891	3,123	75	39	27,573	17,947	12,345	78	39	27	13,877	7,690	2,850	22	16	1,667	822
200-399	16	11	4	3,840	2,700	985	16	10	16,848	12,169	4,020	16	10	4	5,725	2,800	755	8	2	943	250
400 and over	6	2	—	3,350	900	—	6	2	24,084	3,950	—	6	1	—	3,500	150	—	5	—	1,300	—
Butts																					
Total	862	1,081	938	24,663	30,877	28,298	801	1,070	129,604	111,781	157,359	820	1,067	928	58,760	51,589	45,900	309	398	15,816	13,620
None	—	—	—	—	—	—	4	—	1,315	—	200	5	1	1	975	40	50	2	1	806	12
Under 25	441	564	814	6,106	7,664	14,731	389	556	28,762	25,406	80,610	398	549	803	16,117	15,721	28,553	121	316	3,206	6,975
25-49	302	377		9,717	12,009		292	376	48,826	41,667		299	377		21,868	20,416		116		3,692	
50-99	96	111	81	5,620	6,380	4,829	93	109	25,901	21,822	25,865	95	111	81	12,330	10,795	6,842	54	48	3,299	2,128
100-199	20	24	27	2,375	2,752	3,270	20	24	16,583	10,680	17,691	20	24	27	5,905	2,337	3,835	13	20	3,963	1,360
200 and over	3	5	16	845	2,072	5,468	3	5	8,217	12,206	32,993	3	5	16	1,565	2,280	6,620	3	13	850	3,145
Calhoun																					
Total	1,093	1,136	1,093	21,630	23,715	19,529	1,015	1,013	102,825	60,986	84,193	975	931	1,087	32,616	32,372	34,889	94	247	4,772	5,703
None	—	—	—	—	—	—	1	1	175	12	1,070	—	1	11	—	7	308	1	1	30	10
Under 25	845	778	1,037	9,217	9,685	15,513	778	669	29,079	22,428	62,209	737	593	1,021	14,825	13,010	28,726	53	220	904	4,342
25-49	189	295		5,878	8,936		179	280	25,239	20,628		181	274		8,349	11,652		21		768	
50-99	40	53	50	2,338	3,159	2,974	38	53	9,638	6,903	12,521	38	53	49	3,347	4,588	4,585	9	23	400	911
100-199	10	7	5	1,230	875	592	10	7	7,820	2,475	2,918	10	7	5	1,420	1,435	770	5	2	375	240
200 and over	9	3	1	2,967	1,060	450	9	3	30,874	8,540	5,475	9	3	1	4,675	1,680	500	5	1	2,295	200

[1] Comparison with later censuses may be found in groups below beginning with 400-699.

COUNTY TABLE 1.—CHICKENS ON FARMS 1940, 1935, AND 1930; CHICKEN EGGS PRODUCED AND CHICKENS RAISED 1939, 1934, AND 1929; AND CHICKENS SOLD, 1939 AND 1929; CLASSIFIED BY NUMBER ON HAND—Continued

(Chickens on hand over 4 months old Apr. 1, 1940 and over 3 months old Jan. 1, 1935 and Apr. 1, 1930)

STATE OR COUNTY AND NUMBER OF CHICKENS ON HAND	CHICKENS ON HAND						CHICKEN EGGS PRODUCED					CHICKENS RAISED						CHICKENS SOLD			
	Farms reporting			Number			Farms reporting		Dozens			Farms reporting			Number			Farms reporting		Number	
	1940 (Apr. 1)	1935 (Jan. 1)	1930 (Apr. 1)	1940 (Apr. 1)	1935 (Jan. 1)	1930 (Apr. 1)	1939	1934	1939	1934	1929	1939	1934	1929	1939	1934	1929	1939	1929	1939	1929
GEORGIA—Con.																					
Camden																					
Total	241	367	353	15,613	20,756	20,761	223	357	164,716	131,504	168,037	208	327	339	26,591	26,599	36,625	110	205	16,285	18,402
None	—	—	—	—	—	—	—	2	—	29	—	—	2	—	—	65	—	—	—	—	—
Under 25	138	242	301	1,785	2,892	6,081	122	232	13,830	4,007	44,220	109	207	291	3,355	4,855	18,899	37	171	1,043	10,186
25-49	57	78		1,783	2,501		55	77	7,815	6,047		53	72		3,691	3,286		36		1,642	
50-99	24	21	27	1,395	1,310	1,550	24	21	6,576	3,272	10,976	24	21	25	3,940	1,652	2,441	17	15	2,825	977
100-199	6	7	9	700	883	1,270	6	6	3,905	1,805	9,415	6	6	7	1,775	1,189	1,551	5	6	1,300	745
200-399	5	6	5	1,300	2,600	1,485	5	6	13,740	12,079	9,870	5	6	5	2,500	3,825	2,405	4	3	1,050	901
400-799	7	7	(1)	3,650	3,250	(1)	7	7	52,470	33,645	(1)	7	7	(1)	4,650	1,927	(1)	7	(1)	3,425	(1)
800 and over	4	6	(1)	5,000	7,320	(1)	4	6	66,380	70,620	(1)	4	6	(1)	6,680	9,800	(1)	4	(1)	5,000	(1)
400-699	6	7	4	2,900	3,250	2,425	6	7	41,670	33,645	21,500	6	7	4	3,650	1,927	3,114	6	3	2,525	1,692
700 and over	5	6	7	5,750	7,320	7,950	5	6	77,180	70,620	72,056	5	6	7	7,680	9,800	8,215	5	7	5,900	3,901
Candler																					
Total	1,072	1,027	1,052	38,327	35,707	23,946	1,016	998	240,969	91,946	116,099	1,039	974	925	98,475	70,488	57,946	371	468	25,765	15,225
None	—	—	—	—	—	—	3	3	125	100	—	4	4	—	108	160	—	—	—	—	—
Under 25	536	452	965	7,468	6,225	17,562	491	426	35,837	13,074	82,018	505	404	839	25,839	14,752	45,101	126	395	3,160	11,054
25-49	372	353		12,239	11,130		360	347	63,054	26,037		367	346		35,129	24,789		152		6,538	
50-99	108	168	73	6,618	9,924	4,294	106	168	40,641	23,798	22,431	108	167	72	16,380	20,250	9,735	53	63	4,694	2,976
100-199	32	43	10	3,892	4,910	1,125	32	43	28,410	12,267	6,225	31	43	10	5,094	6,410	1,760	20	8	1,313	670
200-399	17	8	4	4,460	1,650	965	17	8	43,652	5,570	5,425	17	8	4	10,325	2,627	1,350	14	2	6,635	525
400 and over	7	3	—	3,650	1,868	—	7	3	29,250	11,100	—	7	2	—	5,600	1,500	—	6	—	3,425	—
Carroll																					
Total	3,864	4,260	4,390	123,174	131,652	148,746	3,669	4,187	736,604	566,085	1,042,245	3,587	4,119	4,374	236,359	245,113	370,243	1,511	2,591	62,864	95,002
None	—	—	—	—	—	—	7	9	1,000	620	1,329	7	12	28	404	786	910	5	12	231	296
Under 25	1,686	1,833	4,035	25,421	27,837	108,111	1,553	1,767	143,810	110,803	708,825	1,466	1,717	3,997	60,615	60,745	304,961	453	2,325	11,590	65,182
25-49	1,621	1,852		52,207	59,037		1,562	1,839	283,118	224,533		1,575	1,824		104,020	107,088		705		23,892	
50-99	449	473	268	26,948	26,822	15,656	439	471	148,146	100,256	97,205	435	470	265	46,618	43,924	26,850	271	189	15,541	9,466
100-199	81	77	49	9,946	9,061	5,809	81	76	85,828	47,630	43,820	78	72	46	13,773	13,920	10,082	54	36	5,690	6,118
200-399	20	16	24	4,927	3,735	5,820	20	16	40,902	30,038	49,061	19	15	24	7,529	8,750	7,165	17	18	4,170	3,090
400 and over	7	9	14	3,725	5,160	13,350	7	9	33,800	52,205	142,005	7	9	14	3,400	9,900	20,275	6	11	1,750	10,850
Catoosa																					
Total	1,151	1,058	842	35,166	40,873	31,277	1,099	1,030	221,114	129,248	160,549	1,079	1,005	834	86,125	57,313	48,803	372	348	35,929	14,178
None	—	—	—	—	—	—	11	—	943	—	232	12	4	2	12,609	129	250	8	1	12,266	75
Under 25	549	293	674	7,804	4,757	16,894	518	278	49,729	15,759	80,549	499	267	667	18,276	9,483	29,165	143	252	3,570	7,300
25-49	397	495		12,718	16,312		386	486	78,959	45,700		386	470		25,866	23,795		131		7,060	
50-99	153	235	131	9,452	14,325	7,761	152	232	58,470	39,735	38,823	151	231	130	17,987	17,310	10,683	72	74	5,596	3,743
100-199	26	27	25	3,017	3,179	2,912	26	26	22,033	13,904	16,754	25	25	24	4,612	3,631	4,005	14	13	1,537	1,520
200 and over	6	8	12	2,175	2,300	3,710	6	8	10,980	14,150	24,191	6	8	11	6,775	2,965	4,700	4	8	5,900	1,540
Charlton																					
Total	275	299	284	7,276	10,226	13,813	235	287	38,631	33,609	83,044	248	263	284	12,669	11,885	27,650	93	159	3,966	13,525
None	—	—	—	—	—	—	3	1	80	32	—	4	1	1	177	45	50	2	1	90	50
Under 25	170	140	221	2,370	2,107	5,701	137	132	11,883	5,057	33,333	145	120	220	6,064	3,612	11,538	41	113	1,626	3,949
25-49	74	120		2,296	3,833		66	115	10,658	10,044		70	107		3,670	4,591		33		1,155	

50-99	23	26	49	1,435	1,456	3,039	22	26	8,785	4,989	17,290	22	26	49	1,538	1,752	5,102	11	34	540	2,195
100 and over	8	13	14	1,175	2,830	5,073	7	13	7,225	13,487	32,421	7	9	14	1,220	1,885	10,960	6	11	555	7,331
Chatham																					
Total	363	325	191	13,327	16,050	13,658	326	309	74,222	102,525	89,337	319	270	168	32,753	18,997	24,399	82	54	14,897	10,956
None	------	------	------	------	------	------	8	------	1,215	------	------	9	------	4	391	------	80	1	1	40	20
Under 25	191	182	134	2,325	2,213	2,987	155	170	10,401	9,189	13,208	143	137	107	4,866	3,735	6,037	25	27	763	1,756
25-49	107	85		3,454	2,679		101	83	16,264	14,049		103	79		7,876	3,987		25		1,531	
50-99	41	40	34	2,397	2,335	2,086	39	38	10,909	10,415	13,374	40	38	34	4,509	2,625	4,087	16	11	1,966	1,614
100-199	14	8	7	1,558	820	895	13	8	10,471	4,940	5,810	14	7	7	8,060	1,050	2,095	7	3	5,910	700
200 and over	10	10	16	3,593	8,003	7,690	10	10	24,962	63,932	56,945	10	9	16	7,051	7,600	12,100	8	12	4,687	6,866
Chattahoochee																					
Total	255	318	250	6,769	7,294	6,453	229	301	35,080	13,541	36,861	217	288	249	9,307	8,469	10,583	48	73	1,705	2,302
None	------	------	------	------	------	------	------	------	------	------	50	------	------	2	------	------	60	------	2	------	50
Under 25	145	186	226	1,865	2,515	4,663	124	172	8,763	4,481	24,341	115	161	223	3,055	3,051	7,927	14	59	645	1,608
25-49	81	105		2,566	3,133		78	102	12,615	6,075		76	100		3,544	3,633		23		617	
50-99	26	25	20	1,538	1,446	1,155	24	25	6,528	2,485	6,355	23	25	20	1,970	1,635	1,992	8	10	268	404
100 and over	3	2	4	800	200	635	3	2	7,174	500	6,115	3	2	4	738	150	604	3	2	175	240
Chattooga																					
Total	1,160	1,363	1,397	38,696	50,278	39,899	1,115	1,268	171,775	175,566	239,578	1,105	1,251	1,386	68,637	77,437	82,676	460	706	13,374	21,299
None	------	------	------	------	------	------	3	4	304	215	463	3	4	5	200	300	300	3	1	113	50
Under 25	431	391	1,220	6,250	6,109	28,418	399	341	35,179	19,984	175,129	385	331	1,204	15,753	12,855	62,547	141	583	2,757	13,904
25-49	497	629		16,198	20,288		482	592	67,862	70,464		488	587		29,764	33,534		202		5,536	
50-99	205	288	154	12,216	17,216	9,022	204	276	43,915	61,092	49,422	202	275	154	17,590	23,511	15,042	101	105	3,307	4,564
100-199	24	49	23	2,957	5,415	2,459	24	49	15,275	19,611	14,564	24	48	23	4,120	6,212	4,787	13	17	1,661	2,781
200 and over	3	6	------	1,075	1,250	------	3	6	9,240	4,200	------	3	6	------	1,210	1,025	------				
Cherokee																					
Total	2,246	2,386	2,214	66,626	67,297	63,697	2,087	2,297	383,794	290,022	431,306	1,990	2,260	2,204	386,552	128,536	134,247	1,099	1,191	346,862	55,351
None	------	------	------	------	------	------	12	6	1,847	460	782	15	5	7	28,880	188	193	13	3	28,675	87
Under 25	1,097	1,142	1,962	16,562	17,582	42,284	973	1,063	99,660	73,918	272,451	916	1,035	1,946	153,428	43,497	98,469	408	999	145,405	36,019
25-49	889	1,006		28,259	31,910		851	991	156,439	131,630		818	985		118,368	54,530		496		95,616	
50-99	198	204	206	11,637	11,834	12,178	192	204	58,703	46,720	79,083	184	202	205	35,770	16,987	19,720	129	151	32,123	9,420
100-199	47	25	28	5,712	2,931	3,215	44	24	35,960	15,221	23,491	42	24	28	34,056	8,399	5,946	39	21	31,728	3,740
200-399	11	6	14	2,856	1,640	3,495	11	6	20,555	6,969	31,616	11	6	14	12,250	3,535	7,519	10	14	9,915	4,955
400 and over	4	3	4	1,600	1,400	2,525	4	3	10,630	15,104	23,883	4	3	4	3,800	1,400	2,400	4	3	3,400	1,150
Clarke																					
Total	684	786	784	20,451	18,732	22,269	629	749	100,555	65,287	160,793	648	716	788	50,074	40,337	55,868	160	178	12,423	16,826
None	------	------	------	------	------	------	2	------	340	------	2,482	5	------	11	1,890	------	938	3	7	1,710	980
Under 25	421	523	740	5,902	6,669	11,493	387	492	22,941	14,009	67,082	388	459	733	18,610	15,856	31,653	75	144	2,339	4,093
25-49	184	200		5,663	6,269		168	195	20,038	15,601		176	197		13,643	12,841		50		2,089	
50-99	63	60	20	3,706	3,816	1,221	57	59	15,581	12,735	7,820	63	57	20	7,456	6,840	2,572	20	11	1,525	728
100-199	11	1	9	1,480	125	1,135	11	1	8,355	1,200	7,440	11	1	9	3,150	250	2,330	8	4	1,010	650
200 and over	5	2	15	3,700	1,853	8,420	4	2	33,300	21,742	75,969	5	2	15	5,325	4,550	18,375	4	12	3,750	10,375
Clay																					
Total	861	730	748	19,822	19,852	15,027	830	685	94,575	86,970	108,148	825	655	736	39,845	35,182	29,878	228	194	9,250	5,220
None	------	------	------	------	------	------	2	2	162	43	365	3	2	1	165	60	140	------	1	------	140
Under 25	621	432	693	6,816	5,282	11,022	592	388	27,815	15,555	79,740	586	366	681	15,561	7,947	23,407	105	166	1,737	3,339
25-49	162	225		5,256	7,203		159	223	23,834	26,431		160	218		10,571	10,439		72		2,022	
50-99	56	56	47	3,424	3,202	2,880	56	55	15,237	12,902	20,053	55	53	46	6,397	4,690	4,891	34	25	1,876	1,516
100-199	13	9	7	1,566	1,025	875	13	9	6,364	3,739	6,151	13	8	7	3,050	1,031	1,190	10	2	1,592	225
200 and over	9	8	1	2,760	3,140	250	8	8	21,163	28,300	1,839	8	8	1	4,101	11,015	250	7	------	2,023	------
Clayton																					
Total	822	1,186	962	24,772	30,521	26,694	759	1,163	128,480	94,067	155,976	751	1,120	953	44,625	50,293	49,961	76	202	9,611	10,095
None	------	------	------	------	------	------	7	2	545	15	150	11	1	1	4,235	10	30	1	1	3,000	5
Under 25	432	700	873	6,355	9,966	17,430	380	679	33,305	25,490	97,819	363	640	863	12,332	18,873	33,865	20	162	1,006	4,798
25-49	290	381		9,082	11,921		277	378	49,255	36,313		279	376		17,730	19,985		28		3,394	
50-99	70	84	72	4,146	4,963	4,190	65	83	19,051	15,895	23,627	69	84	72	5,383	7,185	6,387	17	26	867	1,215
100-199	20	15	12	2,589	1,711	1,474	20	15	11,334	6,886	9,155	20	14	12	2,720	2,140	3,339	7	11	485	2,079
200 and over	10	6	5	2,600	1,960	3,600	10	6	14,990	9,468	25,225	9	5	5	2,225	2,100	6,320	3	2	859	2,000

[1] Comparison with later censuses may be found in groups below beginning with 400-699.

COUNTY TABLE 1.—CHICKENS ON FARMS 1940, 1935, AND 1930; CHICKEN EGGS PRODUCED AND CHICKENS RAISED 1939, 1934, AND 1929; AND CHICKENS SOLD, 1939 AND 1929; CLASSIFIED BY NUMBER ON HAND—Continued

(Chickens on hand over 4 months old Apr. 1, 1940 and over 3 months old Jan. 1, 1935 and Apr. 1, 1930)

STATE OR COUNTY AND NUMBER OF CHICKENS ON HAND	CHICKENS ON HAND						CHICKEN EGGS PRODUCED					CHICKENS RAISED						CHICKENS SOLD			
	Farms reporting			Number			Farms reporting		Dozens			Farms reporting			Number			Farms reporting		Number	
	1940 (Apr.1)	1935 (Jan.1)	1930 (Apr.1)	1940 (Apr. 1)	1935 (Jan. 1)	1930 (Apr. 1)	1939	1934	1939	1934	1929	1939	1934	1929	1939	1934	1929	1939	1929	1939	1929
GEORGIA—Con.																					
Clinch																					
Total	245	304	306	10,724	10,769	10,441	231	300	91,885	42,802	46,419	238	282	292	22,620	21,033	17,391	144	75	6,083	4,106
None	———	———	———	———	———	———	———	———	———	———	25	———	———	1	———	———	200	———	1	———	50
Under 25	61	95	257	933	1,351	5,909	54	92	9,443	5,192	25,208	58	80	243	2,416	3,332	10,306	21	59	570	2,091
25-49	86	135		2,674	4,110		81	134	25,415	13,356		83	129		6,089	8,992		49		1,795	
50-99	73	63	44	4,267	3,623	2,782	71	63	34,952	13,072	11,751	72	62	44	8,290	6,754	3,865	50	12	1,748	530
100 and over	25	11	5	2,850	1,685	1,750	25	11	22,075	11,182	9,435	25	11	4	5,825	1,955	3,020	24	3	1,970	1,435
Cobb[4]																					
Total	2,488	2,931	2,873	63,283	78,679	77,379	2,431	2,762	343,651	344,229	463,103	2,248	2,556	2,813	131,605	135,377	200,624	671	1,309	37,984	58,709
None	———	———	———	———	———	———	43	9	37,686	979	375	49	10	9	3,398	306	302	15	8	2,573	149
Under 25	1,439	1,590	2,656	21,208	23,618	51,116	1,359	1,438	101,153	94,189	303,960	1,212	1,302	2,588	53,312	45,101	148,453	286	1,152	13,110	33,254
25-49	853	1,097		26,770	34,153		837	1,072	122,417	138,799		802	1,014		46,709	59,495		275		8,665	
50-99	158	203	148	9,443	11,861	8,936	155	202	42,752	53,908	52,394	150	195	147	16,426	16,595	18,822	72	95	6,076	8,009
100-199	29	23	45	3,387	2,668	5,805	28	23	19,557	15,167	32,822	26	19	45	8,030	3,075	9,332	14	33	5,210	3,669
200 and over	9	18	24	2,475	6,379	11,522	9	18	20,086	41,187	73,552	9	16	24	3,730	10,805	23,715	9	21	2,350	13,628
Coffee																					
Total	1,958	1,925	1,846	57,664	66,981	51,378	1,872	1,852	266,321	189,878	255,077	1,855	1,806	1,816	140,247	126,051	136,206	759	830	27,879	37,967
None	———	———	———	———	———	———	12	1	1,040	27	60	11	1	4	795	28	93	2	2	35	68
Under 25	988	744	1,577	13,886	11,429	33,141	917	694	67,971	27,721	160,846	915	664	1,546	45,507	23,496	97,967	319	631	8,561	23,932
25-49	651	736		20,556	23,822		629	720	98,911	61,973		623	707		52,789	46,785		294		9,767	
50-99	258	367	232	15,015	22,055	13,832	254	359	58,254	62,986	70,286	248	357	230	29,227	40,367	30,921	116	168	6,174	11,617
100-199	53	68	36	6,152	7,454	4,105	52	68	26,670	21,851	22,685	50	68	35	8,819	12,475	7,075	23	28	2,022	2,000
200 and over	8	10	1	2,055	2,221	300	8	10	13,475	15,320	1,200	8	9	1	3,110	2,900	150	5	1	1,320	150
Colquitt																					
Total	2,607	2,703	2,609	80,457	84,746	70,715	2,476	2,617	410,096	231,026	383,330	2,355	2,542	2,581	151,366	147,582	157,309	782	1,400	31,118	55,799
None	———	———	———	———	———	———	11	9	770	440	2,040	17	9	22	1,555	295	1,407	11	20	1,119	1,304
Under 25	1,291	1,126	2,276	18,138	16,331	46,057	1,194	1,048	93,297	45,710	256,249	1,091	981	2,227	47,531	33,638	114,852	271	1,156	7,844	38,660
25-49	907	1,105		28,818	35,107		874	1,095	141,205	93,820		855	1,091		55,471	63,914		314		10,767	
50-99	324	399	283	19,425	23,404	16,573	314	394	89,749	61,418	82,595	312	390	282	33,044	37,541	29,295	147	188	8,557	10,158
100-199	64	61	39	7,591	6,889	4,930	62	59	37,932	18,974	27,661	61	60	39	7,624	10,019	7,670	28	28	1,566	3,262
200 and over	21	12	11	6,485	3,015	3,155	21	12	47,143	10,664	14,785	19	11	11	6,141	2,175	4,085	11	8	1,265	2,415
Columbia																					
Total	1,097	1,233	1,096	26,266	28,410	22,638	1,034	1,175	122,692	104,707	114,855	1,052	1,128	1,053	62,088	59,427	56,761	260	332	10,750	13,813
None	———	———	———	———	———	———	5	15	193	664	272	2	16	2	45	582	125	4	1	53	25
Under 25	662	831	1,028	8,890	10,477	15,303	608	761	41,129	30,229	71,446	626	721	983	24,729	23,332	43,296	106	285	2,509	8,194
25-49	344	296		10,874	9,239		331	294	53,096	32,418		335	288		25,037	17,600		113		4,633	
50-99	76	81	40	4,355	4,739	2,318	75	80	16,477	17,071	11,463	74	78	40	8,347	9,752	4,855	27	24	1,985	1,369
100-199	12	19	20	1,447	2,155	2,492	12	19	5,652	9,555	16,549	12	19	20	2,580	4,811	4,185	7	15	682	1,705
200 and over	3	6	8	700	1,800	2,525	3	6	6,145	14,770	15,125	3	6	8	1,350	3,350	4,300	3	7	888	2,520

Cook																				
Total	1,233	1,213	1,029	39,589	40,233	25,800	1,197	1,190	179,316	106,322	136,778	1,198	1,170	1,007	92,016	73,536	55,378	561	465	22,854	16,686
None							13		1,212		318	5		5	325		161	13	2	403	55
Under 25	536	485	948	7,939	7,339	19,060	493	469	40,179	17,817	98,937	504	455	924	25,064	17,270	44,268	204	407	5,227	12,099
25-49	489	480		15,421	15,424		485	475	65,108	40,607		481	469		36,709	29,500		222		7,512	
50-99	168	214	66	9,869	12,736	3,935	166	212	37,422	34,815	19,917	166	212	63	18,938	21,675	6,224	92	42	4,602	1,780
100-199	35	28	11	4,335	3,140	1,205	35	28	18,695	6,970	6,325	35	28	11	7,530	4,180	2,175	27	10	3,150	1,070
200 and over	5	6	4	2,025	1,594	1,600	5	6	16,700	6,113	11,281	5	6	4	3,450	911	2,550	3	4	1,960	1,682
Coweta																					
Total	1,668	1,896	1,979	48,827	51,728	48,563	1,581	1,747	235,785	186,215	271,279	1,553	1,652	1,960	87,059	85,242	108,806	342	796	15,372	30,011
None							3	3	324	137	497	6	5	9	261	139	265	2	4	45	74
Under 25	853	1,023	1,807	11,685	14,335	33,572	781	895	51,467	37,202	184,484	757	821	1,781	24,793	22,259	82,024	102	665	2,514	19,657
25-49	578	651		18,350	20,804		565	633	83,938	70,198		559	610		33,648	34,855		137		3,966	
50-99	200	186	140	11,779	10,664	8,469	196	181	48,918	37,517	44,364	194	181	139	19,784	17,343	16,513	75	102	4,812	6,091
100-199	24	28	21	2,788	3,325	2,468	23	27	15,635	16,765	15,260	24	27	20	4,860	4,761	3,425	15	16	2,407	1,684
200 and over	13	8	11	4,225	2,600	4,054	13	8	35,503	24,596	26,674	13	8	11	3,713	5,885	6,579	11	9	1,628	2,525
Crawford																					
Total	686	792	820	18,316	21,266	19,917	646	770	91,750	47,855	94,175	627	710	793	36,576	34,264	36,802	191	346	7,727	11,093
None							2	1	675	200	4,470	2	1	7	100	50	226	1	3	25	109
Under 25	377	414	745	5,070	5,805	13,513	344	393	22,988	10,795	59,014	325	348	712	12,315	10,631	25,681	69	288	1,921	6,295
25-49	240	288		7,658	8,781		231	286	34,624	19,210		232	274		15,718	14,782		87		2,727	
50-99	57	75	57	3,413	4,315	3,374	57	75	15,432	10,325	14,618	56	73	56	5,308	5,296	5,945	27	40	1,649	2,189
100-199	7	12	11	800	1,315	1,285	7	12	3,570	3,375	6,373	7	11	11	1,110	1,955	1,500	2	10	295	515
200 and over	5	3	7	1,375	1,050	1,745	5	3	14,461	3,950	9,500	5	3	7	2,025	1,550	3,450	5	5	1,110	1,985
Crisp																					
Total	1,067	1,134	1,220	29,746	35,655	24,704	965	1,016	174,376	137,871	109,547	939	991	1,204	75,863	52,093	54,875	263	512	23,702	19,162
None							1	1	80	18	100	3	1	1	135	25	50	1	2	14	52
Under 25	637	623	1,154	8,780	8,716	19,410	562	528	47,114	29,893	81,028	540	513	1,137	24,447	15,272	44,907	128	465	3,034	14,842
25-49	324	367		10,029	11,352		301	351	45,900	43,220		298	346		22,292	18,400		87		2,850	
50-99	87	110	53	5,040	6,610	2,984	83	105	24,022	18,845	14,800	81	101	53	8,519	8,895	5,078	35	35	2,028	2,008
100-199	11	22	11	1,471	2,521	1,210	10	19	7,325	9,966	7,359	9	20	11	1,320	3,176	2,090	5	9	396	1,060
200-399	5	6	1	1,326	2,341	300	5	6	6,333	10,389	1,700	5	6	1	12,350	3,125	250	4	----	11,880	----
400 and over	3	6	1	3,100	4,115	800	3	6	43,802	25,540	4,560	3	4	1	6,800	3,200	2,500	3	1	3,500	1,200
Dade																					
Total	514	510	443	17,390	19,495	18,391	473	491	92,545	67,301	132,413	466	489	400	26,520	18,871	25,668	179	211	6,749	8,164
None							3	----	307	----	555	2	----	2	85	----	145	3	1	56	10
Under 25	210	156	317	2,979	2,270	8,217	182	141	15,338	7,992	61,356	173	141	274	6,385	2,747	14,311	41	127	1,074	4,094
25-49	187	229		6,087	7,475		174	226	31,958	26,214		177	224		10,042	8,349		71		2,588	
50-99	96	97	99	5,592	5,915	6,375	93	96	25,816	19,560	43,371	93	96	98	6,801	4,616	7,519	49	64	2,070	2,259
100 and over	21	28	27	2,732	3,835	3,799	21	28	19,126	13,535	27,151	21	28	26	3,207	3,159	3,693	15	19	961	1,801
Dawson																					
Total	588	692	619	15,971	20,853	16,217	575	666	53,606	71,681	93,984	555	645	560	25,497	25,753	30,255	360	303	12,470	10,138
None							1	----	40	----	175	1	----	5	25	----	195	1	5	25	140
Under 25	280	286	555	4,248	4,343	12,192	271	262	15,820	13,310	73,315	254	252	491	8,799	6,368	25,147	152	267	3,644	8,458
25-49	251	309		7,844	9,804		246	307	24,100	32,395		243	299		11,711	12,267		164		6,268	
50-99	50	83	58	2,819	5,080	3,417	50	83	10,616	19,746	17,224	50	81	58	3,922	5,715	4,195	36	29	1,818	1,315
100-199	4	13	6	460	1,426	608	4	13	1,480	5,730	3,270	4	12	6	340	1,205	718	4	2	165	225
200 and over	3	1	----	600	200	----	3	1	1,550	500	----	3	1	----	700	200	----	3	----	550	----
Decatur																					
Total	1,406	1,837	1,530	52,021	61,221	50,345	1,234	1,756	320,121	272,523	282,528	1,175	1,585	1,505	112,909	76,219	92,484	434	706	55,727	30,567
None							2	1	284	52	454	1	2	5	20	1,923	250	----	3	----	223
Under 25	813	1,051	1,340	10,625	15,291	26,595	681	980	48,918	45,178	143,161	656	894	1,311	27,002	23,674	58,012	174	580	8,980	15,794
25-49	388	545		12,206	17,297		350	537	58,349	44,961		335	468		20,384	23,425		140		5,349	

[1] Comparison with later censuses may be found in groups below beginning with 400-699. [4] Part of Cobb annexed to Fulton in 1932.

COUNTY TABLE 1.—CHICKENS ON FARMS 1940, 1935, AND 1930; CHICKEN EGGS PRODUCED AND CHICKENS RAISED 1939, 1934, AND 1929; AND CHICKENS SOLD, 1939 AND 1929; CLASSIFIED BY NUMBER ON HAND—Continued

(Chickens on hand over 4 months old Apr. 1, 1940 and over 3 months old Jan. 1, 1935 and Apr. 1, 1930)

STATE OR COUNTY AND NUMBER OF CHICKENS ON HAND	CHICKENS ON HAND						CHICKEN EGGS PRODUCED					CHICKENS RAISED						CHICKENS SOLD			
	Farms reporting			Number			Farms reporting		Dozens			Farms reporting			Number			Farms reporting		Number	
	1940 (Apr.1)	1935 (Jan.1)	1930 (Apr.1)	1940 (Apr. 1)	1935 (Jan. 1)	1930 (Apr. 1)	1939	1934	1939	1934	1929	1939	1934	1929	1939	1934	1929	1939	1929	1939	1929
GEORGIA—Con.																					
Decatur—Con.																					
50-99	111	167	147	6,809	9,869	8,625	109	166	35,599	32,530	44,684	99	152	146	12,001	11,376	13,144	50	69	3,432	3,365
100-199	49	41	27	6,185	5,019	3,145	48	39	32,668	26,512	18,539	42	38	27	10,938	4,849	5,453	32	22	8,264	2,500
200-399	31	19	6	7,546	4,745	1,400	30	19	50,688	44,535	9,495	29	17	6	19,139	4,222	3,800	25	3	14,280	2,200
400-799	10	11	(1)	4,650	6,400	(1)	10	11	53,580	59,320	(1)	9	11	(1)	8,925	5,350	(1)	9	(1)	5,122	(1)
800 and over	4	3	(1)	4,000	2,600	(1)	4	3	40,035	19,435	(1)	4	3	(1)	14,500	1,400	(1)	4	(1)	10,300	(1)
400-699	10	11	4	4,650	6,400	2,030	10	11	53,580	59,320	13,900	9	11	4	8,925	5,350	1,975	9	3	5,122	885
700-999	1	3	2	800	2,600	1,750	1	3	9,360	19,435	14,825	1	3	2	1,500	1,400	1,150	1	2	700	1,150
1000 and over	3	———	4	3,200	———	6,800	3	———	30,675	———	37,450	3	———	4	13,000	———	8,700	3	4	9,600	4,450
De Kalb																					
Total	1,623	2,328	1,965	56,273	70,416	63,541	1,484	2,142	350,031	293,710	461,072	1,458	2,066	1,935	119,290	109,203	130,846	336	542	45,790	44,549
None	———	———	———	———	———	———	14	22	4,127	1,490	6,250	25	30	6	6,415	1,478	3,222	12	3	5,510	2,564
Under 25	814	1,325	1,745	11,878	19,253	34,245	702	1,150	63,359	65,122	257,018	671	1,086	1,712	27,005	37,064	69,819	88	428	3,955	14,491
25-49	584	766		18,414	23,821		550	740	95,871	71,371		545	729		33,824	37,100		129		7,013	
50-99	145	170	141	8,286	9,879	8,343	138	164	47,744	33,608	58,595	139	165	140	13,767	13,206	12,526	51	65	3,243	3,601
100-199	47	43	51	5,825	5,226	6,184	47	42	41,703	26,619	41,586	45	37	49	11,275	7,030	7,994	30	23	5,185	2,197
200-399	22	11	15	5,295	2,937	4,009	22	11	40,267	19,663	24,952	22	9	15	13,689	2,975	7,375	19	13	10,984	3,521
400-799	8	11	(1)	4,075	7,500	(1)	8	11	26,700	53,837	(1)	8	8	(1)	10,715	8,150	(1)	7	(1)	9,900	(1)
800 and over	3	2	(1)	2,500	1,800	(1)	3	2	30,260	22,000	(1)	3	2	(1)	2,600	2,200	(1)				
400-699	8	10	7	4,075	6,800	3,450	8	10	26,700	50,796	23,669	8	7	7	10,715	5,350	9,800	7	10	9,900	18,175
700 and over	3	3	6	2,500	2,500	7,310	3	3	30,260	25,041	49,002	3	3	6	2,600	5,000	20,110				
Dodge																					
Total	1,894	2,274	2,210	60,591	65,582	49,428	1,848	2,194	386,855	219,958	251,227	1,805	2,147	2,177	143,775	107,506	121,752	753	806	37,159	29,156
None	———	———	———	———	———	———	6	———	973	———	327	6	1	5	486	50	220	5	5	279	192
Under 25	978	1,112	2,055	14,016	16,157	37,824	935	1,041	86,766	49,173	198,959	899	1,005	2,017	39,658	32,125	99,581	296	705	7,248	23,032
25-49	674	889		21,095	27,505		670	883	117,331	80,478		662	874		50,740	46,201		310		11,290	
50-99	203	227	139	12,098	12,914	8,099	198	225	57,849	35,177	42,066	199	222	139	24,745	18,585	17,171	115	88	7,903	5,302
100-199	22	38	13	2,534	4,306	1,525	22	37	15,035	12,092	6,125	22	37	13	4,589	6,470	1,800	14	8	2,012	630
200-399	8	5	2	2,207	1,000	480	8	5	16,473	5,525	750	8	5	2	3,063	1,275	1,480	6	———	1,492	———
400-799	3	1	(1)	1,600	500	(1)	3	1	18,980	450	(1)	3	1	(1)	2,525	100	(1)	2	(1)	1,500	(1)
800 and over	6	2	(1)	7,041	3,200	(1)	6	2	73,448	37,063	(1)	6	2	(1)	17,969	2,700	(1)	5	(1)	5,535	(1)
400-699	3	1	———	1,600	500	———	3	1	18,980	450	———	3	1	———	2,525	100	———	2	———	1,500	———
700-999	———	———	———	———	———	———	———	———	———	———	———	———	———	———	———	———	———	———	———	———	———
1000 and over	6	2	1	7,041	3,200	1,500	6	2	73,448	37,063	3,000	6	2	1	17,969	2,700	1,500	5	———	5,435	———
Dooly																					
Total	1,524	1,682	1,920	40,740	47,565	39,755	1,468	1,522	205,499	170,219	200,862	1,444	1,515	1,897	81,158	72,983	81,259	296	707	8,277	19,275
None	———	———	———	———	———	———	7	2	231	200	400	9	3	3	541	100	215	———	1	———	30
Under 25	822	823	1,790	11,772	11,897	30,741	772	698	65,634	37,480	143,127	749	692	1,764	28,086	20,166	66,343	113	637	2,201	15,378
25-49	545	641		17,049	20,222		536	610	86,462	72,559		534	606		32,735	31,517		135		2,746	
50-99	127	176	115	7,489	10,310	6,849	123	171	32,122	38,458	42,068	123	173	115	13,036	14,617	11,476	37	58	1,888	2,782
100-199	26	38	13	3,030	4,330	1,465	26	37	13,315	19,797	10,042	25	37	13	4,360	5,483	1,925	8	9	317	560
200 and over	4	4	2	1,400	806	700	4	4	7,735	1,725	5,225	4	4	2	2,400	1,100	1,300	3	2	1,125	525

Dougherty																				
Total	559	569	377	14,249	14,056	11,760	515	543	43,911	36,393	56,414	501	505	388	27,198	25,079	27,069	144	91	8,570	8,729
None	—	—	—	—	—	—	5	1	515	10	170	3	5	12	276	129	588	1	4	6	261
Under 25	359	374	331	4,444	4,442	5,517	316	351	12,113	7,611	25,155	305	314	330	9,098	8,771	11,955	53	69	1,800	1,890
25-49	132	120		4,165	3,752		129	117	12,797	7,667		128	114		10,479	6,353		57		4,354	
50-99	46	62	26	2,700	3,870	1,556	44	61	7,746	10,610	7,627	45	59	26	4,145	6,951	3,315	19	5	750	908
100-199	18	11	11	2,030	1,292	1,413	17	11	5,930	4,495	7,039	16	11	11	2,100	1,575	2,836	10	6	685	2,050
200 and over	4	2	9	910	700	3,274	4	2	4,810	6,000	16,423	4	2	9	1,100	1,300	8,375	4	7	975	3,620
Douglas																				
Total	1,023	1,225	1,231	30,333	31,629	31,711	972	1,194	188,628	116,730	226,516	936	1,144	1,194	64,977	61,315	62,510	372	701	24,388	21,610
None	—	—	—	—	—	—	4	1	275	25	1,440	6	2	7	629	35	360	4	5	445	170
Under 25	592	690	1,130	8,829	9,826	22,698	543	661	48,779	37,992	169,025	514	622	1,086	20,609	21,119	48,555	161	611	4,986	14,776
25-49	352	434		11,130	13,621		346	432	64,656	49,639		339	422		22,327	26,230		148		6,696	
50-99	57	84	78	3,457	5,000	4,617	57	84	17,756	17,301	26,667	55	82	78	6,725	7,866	7,946	40	63	2,608	3,580
100-199	13	13	15	1,694	1,382	1,826	13	12	13,630	3,813	10,958	13	12	15	2,960	2,015	3,095	10	14	1,503	1,779
200-399	4	3	6	973	800	1,615	4	3	9,832	3,960	12,678	4	3	6	1,727	2,050	1,656	4	6	1,200	980
400-799	2	—	(1)	1,100	—	(1)	2	—	10,900	—	(1)	2	—	(1)	2,400	—	(1)	2	(1)	2,150	(1)
800 and over	3	1	(1)	3,150	1,000	(1)	3	1	22,800	4,000	(1)	3	1	(1)	7,600	2,000	(1)	3	(1)	4,800	(1)
400-699	2	—	2	1,100	—	955	2	—	10,900	—	5,748	2	—	2	2,400	—	900	2	2	2,150	325
700 and over	3	1	—	3,150	1,000	—	3	1	22,800	4,000	—	3	1	—	7,600	2,000	—	3	—	4,800	—
Early																				
Total	2,007	2,202	2,447	45,072	48,220	44,305	1,889	2,086	230,674	168,673	242,107	1,880	1,972	2,381	85,206	73,664	92,790	396	564	14,656	13,842
None	—	—	—	—	—	—	5	—	480	—	121	5	—	2	265	—	55	5	1	239	25
Under 25	1,411	1,435	2,354	18,091	19,671	38,499	1,314	1,325	86,792	65,812	211,499	1,296	1,227	2,286	39,458	30,865	83,850	216	525	4,976	11,820
25-49	483	629		14,833	19,387		461	624	69,358	69,560		472	609		27,612	30,655		131		3,640	
50-99	82	124	83	4,737	7,142	4,781	78	123	18,730	23,026	23,888	78	122	83	7,290	9,349	7,417	25	32	1,479	1,522
100-199	19	11	10	2,606	1,245	1,025	19	11	12,390	3,155	6,599	17	11	10	3,593	1,545	1,468	10	6	1,017	475
200-399	8	3	—	2,055	775	—	8	3	17,449	5,120	—	8	3	—	3,290	1,250	—	5	—	1,915	—
400 and over	4	—	—	2,750	—	—	4	—	25,475	—	—	4	—	—	3,700	—	—	4	—	1,390	—
Echols																				
Total	216	233	227	7,921	6,558	6,726	210	217	40,494	20,639	34,130	212	201	224	12,993	8,388	11,075	105	110	3,913	3,086
None	—	—	—	—	—	—	2	—	299	—	—	2	—	—	46	—	—	1	—	11	—
Under 25	84	104	192	1,355	1,622	4,661	78	91	6,176	4,578	24,948	78	82	189	3,006	2,608	8,296	33	91	746	2,321
25-49	94	128		2,977	4,636		93	123	16,059	15,185		94	117		4,723	5,630		47		1,171	
50-99	24	—	33	1,299	—	1,840	24	—	5,591	—	7,807	24	—	33	1,765	—	2,479	12	18	500	690
100-199	11	3	2	1,165	300	225	10	3	3,886	876	1,375	11	2	2	1,903	150	300	9	1	560	75
200 and over	3	—	—	1,125	—	—	3	—	8,483	—	—	3	—	—	1,550	—	—	3	—	925	—
Effingham																				
Total	766	944	841	37,998	40,653	41,044	747	898	221,448	168,568	240,915	719	871	826	68,727	46,489	53,494	342	432	33,606	20,180
None	—	—	—	—	—	—	2	4	60	195	215	2	4	3	37	160	105	1	2	6	25
Under 25	255	330	549	3,791	4,550	12,586	237	291	16,983	14,891	68,433	220	278	531	8,851	6,231	20,654	56	241	2,816	6,636
25-49	265	309		8,675	9,951		263	299	41,515	37,817		256	292		19,747	11,852		124		9,660	
50-99	162	220	186	10,298	13,327	11,516	161	219	57,542	54,165	62,176	157	214	186	13,062	12,991	14,188	93	115	4,460	5,221
100-199	60	68	86	7,106	7,970	10,410	60	68	39,753	37,006	64,681	60	66	86	8,010	8,185	11,000	47	59	3,693	3,746
200-399	17	14	16	4,058	3,458	4,133	17	14	25,845	18,874	25,440	17	14	16	11,690	4,770	4,297	14	11	7,371	1,602
400 and over	7	3	(1)	4,070	1,400	(1)	7	3	39,750	5,620	(1)	7	3	(1)	7,350	2,300	(1)	7	(1)	5,600	(1)
400-699	4	3	3	1,840	1,400	1,700	4	3	21,650	5,620	12,770	4	3	3	4,250	2,300	2,450	4	3	3,300	1,750
700 and over	3	—	1	2,230	—	700	3	—	18,100	—	7,200	3	—	1	3,100	—	800	3	1	2,300	1,200
Elbert																				
Total	1,765	2,068	2,049	42,948	53,910	41,235	1,656	2,048	162,593	206,385	182,892	1,656	2,037	2,025	136,933	168,043	143,918	471	1,102	20,622	39,007
None	—	—	—	—	—	—	7	—	486	—	411	7	—	10	490	—	500	6	6	206	203
Under 25	1,046	1,117	1,966	14,729	16,351	35,005	966	1,102	55,476	60,588	149,259	959	1,088	1,932	57,006	59,806	127,667	217	1,040	6,287	32,932
25-49	572	760		17,649	24,043		541	757	64,922	91,849		549	758		56,593	75,752		197		9,305	
50-99	122	166	68	7,121	9,721	4,055	117	164	25,386	36,833	19,962	118	166	68	16,260	24,230	9,963	40	45	2,901	3,037
100-199	22	21	13	2,559	2,320	1,375	22	21	11,623	10,890	6,960	20	21	13	4,359	5,205	3,888	11	11	1,923	2,835
200 and over	3	4	2	890	1,475	800	3	4	4,700	6,225	6,300	3	4	2	2,225	3,050	1,900				

[1] Comparison with later censuses may be found in groups below beginning with 400-699.

459964 O - 42 - 10

COUNTY TABLE 1.—CHICKENS ON FARMS 1940, 1935, AND 1930; CHICKEN EGGS PRODUCED AND CHICKENS RAISED 1939, 1934, AND 1929; AND CHICKENS SOLD, 1939 AND 1929; CLASSIFIED BY NUMBER ON HAND—Continued

(Chickens on hand over 4 months old Apr. 1, 1940 and over 3 months old Jan. 1, 1935 and Apr. 1, 1930)

STATE OR COUNTY AND NUMBER OF CHICKENS ON HAND	CHICKENS ON HAND						CHICKEN EGGS PRODUCED					CHICKENS RAISED						CHICKENS SOLD			
	Farms reporting			Number			Farms reporting		Dozens			Farms reporting			Number			Farms reporting		Number	
	1940 (Apr. 1)	1935 (Jan. 1)	1930 (Apr. 1)	1940 (Apr. 1)	1935 (Jan. 1)	1930 (Apr. 1)	1939	1934	1939	1934	1929	1939	1934	1929	1939	1934	1929	1939	1929	1939	1929
GEORGIA—Con.																					
Emanuel																					
Total	2,275	2,577	2,804	66,650	72,713	56,477	2,175	2,532	297,837	180,262	240,440	2,187	2,470	2,792	180,516	143,131	150,305	687	1,082	35,491	35,008
None	-----	-----	-----	-------	-------	-------	4	6	474	1,001	40	5	5	2	230	385	50	3	2	32	50
Under 25	1,155	1,370	2,645	16,482	19,599	44,927	1,078	1,320	74,295	43,984	185,892	1,077	1,266	2,631	54,166	44,829	128,414	255	986	5,732	27,867
25-49	824	886		26,305	27,625		804	885	107,909	66,242		813	879		69,609	57,217		299		10,741	
50-99	232	263	139	13,453	15,179	8,090	225	263	52,268	35,152	36,162	228	262	139	31,626	28,720	16,441	98	78	7,743	4,436
100-199	51	42	15	6,120	4,380	1,915	51	42	29,711	9,604	9,662	51	42	15	9,485	6,315	3,250	23	11	2,520	1,210
200-399	8	11	4	1,990	2,980	920	8	11	16,010	8,399	5,059	8	11	4	11,750	3,540	1,350	6	4	6,925	900
400 and over	5	5	1	2,300	2,950	625	5	5	17,170	15,880	3,625	5	5	1	3,650	2,125	800	3	1	1,798	545
Evans																					
Total	652	646	637	24,287	25,473	17,581	646	634	130,783	88,149	98,586	621	621	622	45,293	43,470	35,363	206	365	9,135	12,435
None	-----	-----	-----	-------	-------	-------	2	-----	100	-------	-------	2	-----	-----	260	-------	-------	1	-----	100	-------
Under 25	293	235	552	4,221	3,667	11,715	286	226	19,749	7,818	62,263	268	215	539	11,694	7,968	25,963	58	300	1,225	8,732
25-49	244	255		7,692	8,086		243	253	31,200	19,585		236	253		16,149	15,196		78		2,235	
50-99	80	118	75	4,709	7,084	4,259	80	117	21,265	18,205	23,314	80	115	73	8,455	11,456	7,345	40	56	1,887	2,665
100-199	23	27	6	2,580	3,261	732	23	27	14,358	13,475	6,580	23	27	6	3,335	4,825	740	18	5	1,524	285
200-399	8	8	4	2,235	2,125	875	8	8	14,013	13,320	6,409	8	8	4	2,700	2,575	1,315	8	4	1,139	753
400 and over	4	3	-----	2,850	1,250	-------	4	3	30,098	15,746	-------	4	3	-----	2,700	1,450	-------	3	-----	1,225	-------
Fannin																					
Total	1,497	1,629	1,359	45,601	46,570	40,266	1,398	1,530	232,616	153,664	271,046	1,374	1,523	1,310	59,968	58,479	66,418	755	856	19,611	24,504
None	-----	-----	-----	-------	-------	-------	18	1	1,718	52	690	23	2	4	1,268	75	225	20	2	707	56
Under 25	758	755	1,155	10,865	11,447	26,104	661	675	57,979	39,566	179,898	641	674	1,104	18,849	15,865	47,717	295	685	5,974	17,490
25-49	523	647		16,887	20,557		508	630	79,680	63,977		499	624		20,395	27,102		285		5,989	
50-99	166	205	185	9,975	11,847	11,368	163	203	50,976	39,542	71,798	162	201	183	12,270	13,444	14,691	120	155	4,436	5,803
100-199	40	21	16	5,008	2,394	2,019	38	20	21,421	9,099	14,185	39	21	16	4,188	1,843	2,755	26	12	1,240	905
200 and over	10	1	3	2,866	325	775	10	1	20,842	1,428	4,475	10	1	3	2,998	150	1,030	9	2	1,265	250
Fayette																					
Total	943	1,266	1,265	38,720	37,277	32,906	889	1,236	287,513	87,945	203,061	895	1,191	1,265	56,552	54,637	83,548	153	332	12,851	20,632
None	-----	-----	-----	-------	-------	-------	5	-----	1,853	-------	1,700	4	-----	4	310	-------	345	1	3	100	145
Under 25	434	591	1,167	6,308	8,739	24,572	387	573	32,297	13,909	150,681	388	530	1,164	10,123	13,356	58,484	48	282	888	6,947
25-49	356	537		11,241	16,909		344	526	63,280	28,049		350	524		15,480	24,389		44		1,049	
50-99	82	112	84	4,916	6,389	4,936	82	111	27,214	11,325	27,772	82	112	83	5,221	7,907	9,242	14	39	562	1,915
100-199	40	20	10	4,995	2,295	1,339	40	20	34,337	6,762	9,810	40	19	10	7,637	2,250	2,715	21	6	2,300	1,125
200-399	19	2	2	4,750	560	559	19	2	60,438	4,460	4,398	19	2	2	8,770	265	762	14	-----	4,000	-------
400 and over	12	4	(1)	6,510	2,385	(1)	12	4	68,094	23,440	(1)	12	4	(1)	9,011	6,470	(1)	11	(1)	3,932	(1)
400-699	9	3	1	3,975	1,385	500	9	3	42,099	11,440	5,000	9	3	1	5,111	4,370	2,000	8	1	2,432	500
700 and over	3	1	1	2,535	1,000	1,000	3	1	25,995	12,000	3,700	3	1	1	3,900	2,100	10,000	3	1	1,500	10,000
Floyd [6]																					
Total	1,960	2,552	2,416	68,264	85,293	69,795	1,852	2,390	388,181	368,002	353,994	1,842	2,358	2,377	138,652	147,504	152,909	675	952	36,552	34,882
None	-----	-----	-----	-------	-------	-------	7	17	401	1,595	395	8	22	6	301	1,712	285	3	2	50	50
Under 25	778	1,023	2,079	11,421	14,954	44,834	704	874	60,594	58,739	220,390	690	850	2,035	31,848	29,631	111,407	184	771	5,995	25,043
25-49	842	1,059		27,313	34,666		809	1,036	136,494	143,597		812	1,026		54,061	63,437		311		11,485	

50-99	286	389	296	17,081	23,164	17,880	279	384	80,005	102,943	86,165	279	381	296	31,424	34,054	31,981	158	156	10,928	7,266
100-199	36	68	33	4,497	7,695	3,891	35	66	27,535	27,566	15,499	35	66	32	5,768	11,280	5,097	24	16	2,116	1,088
200-399	13	8	4	3,302	1,987	1,100	13	8	26,447	13,150	5,300	13	8	4	6,100	2,890	1,109	10	4	1,280	435
400 and over	5	5	4	4,650	2,827	2,090	5	5	56,705	20,412	26,245	5	5	4	9,150	4,500	3,030	5	3	4,700	1,000
Forsyth																					
Total	1,930	1,996	2,004	52,485	52,881	47,318	1,870	1,941	267,494	169,861	308,358	1,845	1,894	1,932	428,188	97,713	112,023	1,398	1,472	372,675	58,613
None	------	------	-----	-------	-------	-------	7	4	776	201	800	10	4	4	1,580	102	110	11	4	1,520	75
Under 25	930	990	1,892	14,788	15,577	39,103	877	934	84,942	49,442	255,027	861	904	1,816	194,494	33,772	97,324	606	1,374	173,467	50,034
25-49	837	824		26,737	25,666		826	821	132,281	81,325		813	806		175,787	45,367		656		148,784	
50-99	146	166	101	8,445	9,618	5,990	143	166	37,675	31,238	36,146	144	165	101	40,712	16,617	9,439	113	84	35,619	5,049
100-199	14	15	6	1,770	1,720	625	14	15	7,530	5,830	3,855	14	14	6	7,715	1,455	1,475	9	6	6,785	995
200 and over	3	1	5	745	300	1,500	3	1	4,290	1,825	12,530	3	1	5	7,900	400	3,675	3	4	6,500	2,460
Franklin																					
Total	1,991	2,198	2,134	55,913	61,541	45,573	1,913	2,180	278,741	258,396	246,068	1,886	2,165	2,150	176,969	170,177	193,909	1,162	1,306	59,969	77,927
None	------	------	-----	-------	-------	-------	2	3	176	46	1,358	3	3	26	515	262	1,177	2	15	385	488
Under 25	1,031	1,024	2,012	15,428	15,548	36,148	966	1,006	80,929	69,211	192,521	946	992	2,002	61,925	54,500	150,003	501	1,196	17,184	66,667
25-49	808	936		25,642	29,026		795	933	112,170	128,897		791	933		78,437	83,815		545		22,946	
50-99	125	206	103	7,463	11,857	6,174	124	206	30,135	47,453	33,190	119	205	103	17,054	26,735	34,854	91	79	6,356	5,747
100-199	14	24	14	1,605	2,810	1,726	13	24	4,775	9,185	10,385	14	24	14	3,240	3,865	5,735	13	11	1,573	3,800
200-399	6	7	4	1,350	1,800	1,025	6	7	5,766	3,404	5,614	6	7	4	4,650	850	1,590	5	4	3,175	750
400 and over	7	1	1	4,425	500	500	7	1	44,790	200	3,000	7	1	1	11,150	150	550	5	1	8,350	475
Fulton [6]																					
Total	2,560	3,263	3,135	87,760	98,482	97,174	2,443	3,144	590,453	409,033	668,862	2,403	3,024	3,019	206,098	165,689	202,260	793	1,348	75,435	74,441
None	------	------	-----	-------	-------	-------	7	16	996	1,305	5,235	16	15	18	6,395	670	3,172	8	14	6,065	3,005
Under 25	1,149	1,673	2,748	17,033	24,962	56,810	1,056	1,565	109,057	101,107	390,265	1,033	1,491	2,617	52,026	56,042	133,523	207	1,114	16,778	43,264
25-49	1,054	1,167		33,641	36,658		1,031	1,149	213,851	135,770		1,006	1,117		67,756	65,320		392		19,440	
50-99	255	325	286	15,031	19,108	16,986	252	322	94,623	73,759	109,175	251	310	285	28,140	27,828	28,003	127	160	10,052	8,497
100-199	71	77	73	8,655	9,089	8,593	68	73	63,077	44,097	62,166	67	73	71	20,631	9,924	14,485	40	41	9,620	7,731
200-399	21	14	13	5,385	3,865	3,314	19	13	34,049	16,835	28,533	20	11	13	12,800	3,705	4,767	13	8	6,730	1,850
400-799	7	4	(1)	4,215	1,800	(1)	7	3	29,575	8,275	(1)	7	4	(1)	12,550	2,900	(1)	3	(1)	2,950	(1)
800 and over	3	3	(1)	3,800	3,000	(1)	3	3	45,225	27,885	(1)	3	3	(1)	6,000	1,300	(1)	3	(1)	3,800	(1)
400-699	4	4	10	2,065	1,800	5,041	4	3	12,870	8,275	33,763	4	4	10	6,550	2,900	11,310	2	7	2,650	6,694
700 and over	6	3	5	5,950	3,000	6,450	6	3	61,930	27,885	39,725	6	3	5	12,000	1,300	7,000	4	4	4,100	3,400
Gilmer																					
Total	1,160	1,306	1,185	38,387	42,016	36,220	1,102	1,275	227,852	152,082	249,998	1,102	1,256	1,124	56,245	67,879	68,353	724	963	21,415	36,820
None	------	------	-----	-------	-------	-------	10	3	1,453	62	950	10	3	7	424	60	303	8	8	200	267
Under 25	439	497	1,001	6,452	7,597	23,520	387	469	36,687	27,174	177,303	399	454	940	12,891	15,274	49,975	203	786	4,345	26,911
25-49	501	567		16,638	18,434		469	562	99,558	72,908		482	558		23,669	31,442		339		8,922	
50-99	189	215	170	11,353	12,689	10,215	185	214	64,408	41,478	53,433	180	214	165	13,805	16,798	14,600	150	156	5,547	7,737
100-199	28	25	10	3,236	2,881	1,100	28	25	18,726	8,760	7,162	28	25	9	4,702	3,105	1,175	24	12	2,401	1,905
200 and over	3	2	4	708	615	1,385	3	2	7,040	1,700	11,150	3	2	3	754	1,200	2,300				
Glascock																					
Total	515	659	644	16,227	17,919	14,340	508	656	44,665	41,754	95,978	499	647	626	51,192	36,338	39,373	198	372	6,289	10,055
None	------	------	-----	-------	-------	-------	1	-----	120	--------	100	2	-----	1	65	--------	40	-----	-----	-------	--------
Under 25	279	316	616	4,181	4,632	11,641	276	315	13,326	12,764	75,819	264	308	597	11,877	12,821	34,655	67	349	1,334	8,557
25-49	153	287		4,822	8,880		150	286	11,643	18,700		150	284		10,290	17,808		68		2,399	
50-99	49	50	23	2,937	2,722	1,399	47	49	6,089	4,915	8,510	49	49	23	4,845	4,219	3,175	38	19	1,104	1,083
100 and over	34	6	5	4,287	1,885	1,300	34	6	13,487	5,375	11,549	34	6	5	4,115	1,490	1,505	25	4	1,452	415
Glynn																					
Total	154	260	140	7,809	12,808	7,482	151	238	81,713	67,777	43,600	149	240	125	19,324	29,253	14,617	63	73	10,826	7,790
None	------	------	-----	-------	-------	-------	1	-----	20,000	--------	2,810	1	2	3	4,000	140	625	1	2	4,000	1,030
Under 25	101	142	99	1,272	1,875	2,174	98	129	9,707	8,786	9,861	97	128	85	3,704	5,911	4,605	36	42	1,458	2,121
25-49	27	69		880	2,228		27	61	7,441	7,998		26	61		1,525	5,270		10		271	
50-99	14	28	20	947	1,700	1,165	13	27	5,372	9,113	6,398	13	28	19	1,245	3,552	1,797	5	13	426	574
100-199	4	9	11	550	1,150	1,318	4	9	3,688	6,542	7,390	4	9	11	1,050	4,030	2,160	3	8	435	975
200-399	3	5	9	750	1,125	2,425	3	5	8,400	8,590	13,262	3	5	8	3,600	2,550	4,580	3	7	2,200	2,285
400 and over	5	7	1	3,400	4,750	400	5	7	27,105	26,750	3,879	5	7	1	4,200	7,820	1,050	5	1	2,036	1,005

[1] Comparison with later censuses may be found in groups below beginning with 400-699.

[5] Part of Gordon annexed to Floyd in 1933.

[6] Campbell and Milton Counties were merged with Fulton, and part of Cobb annexed in 1932.

COUNTY TABLE 1.—CHICKENS ON FARMS 1940, 1935, AND 1930; CHICKEN EGGS PRODUCED AND CHICKENS RAISED 1939, 1934, AND 1929; AND CHICKENS SOLD, 1939 AND 1929; CLASSIFIED BY NUMBER ON HAND—Continued

(Chickens on hand over 4 months old Apr. 1, 1940 and over 3 months old Jan. 1, 1935 and Apr. 1, 1930)

STATE OR COUNTY AND NUMBER OF CHICKENS ON HAND	CHICKENS ON HAND						CHICKEN EGGS PRODUCED					CHICKENS RAISED						CHICKENS SOLD			
	Farms reporting			Number			Farms reporting		Dozens			Farms reporting			Number			Farms reporting		Number	
	1940 (Apr. 1)	1935 (Jan. 1)	1930 (Apr. 1)	1940 (Apr. 1)	1935 (Jan. 1)	1930 (Apr. 1)	1939	1934	1939	1934	1929	1939	1934	1929	1939	1934	1929	1939	1929	1939	1929
GEORGIA—Con.																					
Gordon [5]																					
Total	1,982	2,351	2,133	61,202	78,216	58,620	1,907	2,301	427,796	283,631	377,297	1,902	2,268	2,125	122,223	122,100	121,141	896	1,331	43,282	42,516
None	———	———	———	———	———	———	5	7	900	737	1,050	9	7	15	439	285	540	8	11	380	206
Under 25	784	806	1,910	12,115	12,613	43,098	729	755	86,687	44,236	282,932	721	728	1,887	29,619	24,881	98,213	264	1,143	6,667	33,461
25-49	916	1,113		29,345	36,014		895	1,107	207,771	127,416		894	1,105		56,751	59,370		461		14,928	
50-99	252	391	196	14,672	23,164	11,669	248	391	94,123	81,490	66,465	248	387	196	25,441	31,034	16,800	139	156	9,347	6,119
100-199	22	31	22	2,527	3,450	2,508	22	31	15,535	13,136	14,500	22	31	22	5,022	3,940	3,408	17	16	8,320	1,350
200 and over	8	10	5	2,543	2,975	1,345	8	10	22,780	16,616	12,350	8	10	5	4,951	2,590	2,180	7	5	3,640	1,380
Grady																					
Total	1,767	1,895	1,934	91,278	91,564	59,553	1,659	1,611	718,738	435,929	356,655	1,682	1,593	1,760	175,032	121,031	110,312	986	991	74,075	39,973
None	———	———	———	———	———	———	13	1	11,869	2,160	33	18	2	3	2,340	505	91	13	2	1,965	42
Under 25	850	807	1,694	11,636	11,831	34,575	761	640	64,460	29,871	204,866	774	623	1,534	34,573	19,692	73,557	353	826	10,787	25,213
25-49	558	645		17,529	20,461		531	568	88,841	60,648		536	567		38,371	30,586		341		12,956	
50-99	193	271	176	11,664	16,462	10,399	190	246	63,362	63,070	54,527	189	248	165	21,492	24,387	16,989	142	112	8,512	5,790
100-199	70	98	35	8,599	12,520	4,064	68	88	63,526	72,313	23,110	69	85	32	14,293	13,010	6,305	54	28	7,302	2,823
200-399	63	46	21	17,510	11,765	5,793	63	42	168,640	79,506	34,326	63	42	18	24,528	12,690	5,395	51	15	10,877	2,175
400-799	22	19	(1)	11,450	9,300	(1)	22	18	117,198	53,462	(1)	22	17	(1)	14,375	11,161	(1)	21	(1)	7,875	(1)
800 and over	11	9	(1)	12,890	9,225	(1)	11	8	140,842	74,899	(1)	11	9	(1)	25,060	9,000	(1)	11	(1)	13,801	(1)
400-699	20	16	5	10,050	7,125	2,322	20	16	98,648	46,122	18,127	20	15	5	12,875	8,920	4,275	19	5	6,675	2,080
700-999	6	9	2	4,990	7,275	1,400	6	7	55,130	40,836	13,666	6	8	2	8,560	6,841	2,500	6	2	5,051	1,650
1000 and over	7	3	1	9,300	4,125	1,000	7	3	104,262	41,403	8,000	7	3	1	18,000	4,400	1,200	7	1	9,950	200
Greene																					
Total	1,266	1,640	1,389	30,050	35,280	24,384	1,227	1,572	141,707	115,155	142,871	1,215	1,532	1,364	78,734	82,425	68,161	431	468	13,071	15,376
None	———	———	———	———	———	———	1	———	75	———	541	2	———	11	75	———	875	———	7	———	252
Under 25	738	1,079	1,326	10,756	14,405	19,561	703	1,019	54,347	41,012	112,004	688	983	1,290	31,122	36,077	57,866	186	425	3,984	12,362
25-49	427	456		13,149	14,017		422	451	60,967	48,273		424	448		33,579	32,679		192		5,893	
50-99	93	96	56	5,283	5,643	3,273	93	93	22,321	21,945	16,761	93	92	56	12,372	11,894	6,920	48	32	2,859	1,747
100 and over	8	9	7	862	1,215	1,550	8	9	3,997	3,925	13,565	8	9	7	1,586	1,775	2,500	5	4	335	1,015
Gwinnett																					
Total	3,092	3,462	3,457	85,243	98,312	91,025	2,973	3,371	473,814	416,445	529,757	2,904	3,115	3,446	176,957	183,699	191,859	1,476	1,802	61,104	67,155
None	———	———	———	———	———	———	17	1	1,698	200	1,727	19	1	19	3,133	30	1,370	13	15	2,414	1,040
Under 25	1,536	1,606	3,190	23,593	24,648	36,564	1,435	1,532	138,937	104,546	370,864	1,377	1,380	3,160	56,072	50,598	154,209	590	1,598	14,201	49,886
25-49	1,258	1,486		39,867	46,542		1,234	1,472	210,773	184,752		1,221	1,385		73,161	82,900		672		20,995	
50-99	249	315	209	14,510	18,245	12,458	238	311	79,426	69,576	71,466	240	300	209	27,691	29,984	19,003	162	146	12,419	7,539
100-199	41	41	32	4,873	4,702	3,715	41	41	26,952	22,030	22,169	39	35	32	10,680	6,058	4,547	32	21	6,905	1,975
200 and over	8	14	26	2,400	4,175	8,288	8	14	16,028	35,341	63,531	8	14	26	6,200	14,129	12,730	7	22	4,170	6,715
Habersham																					
Total	1,285	1,255	1,083	36,731	37,081	29,750	1,243	1,209	237,867	104,359	176,403	1,234	1,181	1,077	88,396	74,553	71,355	610	668	31,002	32,418
None	———	———	———	———	———	———	11	———	1,171	———	540	12	1	8	801	6	552	10	9	643	617
Under 25	699	597	974	10,451	8,892	20,636	656	562	79,279	25,676	123,234	647	536	960	35,048	21,298	52,874	282	569	12,725	23,138
25-49	458	496		14,579	15,803		450	487	92,339	43,392		449	486		31,352	31,621		241		9,178	
50-99	92	129	94	5,279	7,735	5,639	90	129	28,791	20,251	27,227	91	127	94	11,505	12,535	10,388	53	76	4,304	4,982
100-199	24	25	8	3,222	2,812	925	24	23	18,671	10,280	5,807	23	23	8	5,540	5,473	1,738	15	7	2,512	995
200 and over	12	8	7	3,200	1,839	2,550	12	8	17,616	4,760	19,595	12	8	7	4,150	3,620	5,803	9	7	1,640	2,686

Hall																					
Total	2,202	2,865	2,511	59,151	70,791	56,076	2,085	2,764	352,590	218,900	303,026	2,078	2,719	2,520	272,385	166,476	159,957	1,000	1,544	210,100	85,590
None							10	5	592	210	2,059	25	6	27	40,255	200	2,837	18	21	39,289	2,400
Under 25	1,272	1,697	2,368	19,227	25,168	44,765	1,177	1,605	103,077	83,851	233,980	1,149	1,569	2,350	95,252	70,653	125,454	507	1,420	69,855	60,367
25-49	756	988		23,692	30,639		727	974	123,323	93,716		733	967		72,074	62,608		369		51,206	
50-99	135	160	116	7,815	9,069	7,020	133	160	39,257	24,803	37,796	133	159	116	20,749	19,740	12,611	77	81	12,983	6,383
100-199	30	14	22	3,917	1,715	2,481	29	14	44,091	6,040	13,601	29	13	22	23,955	4,575	9,705	20	19	19,312	7,410
200-399	3	2	3	950	550	810	3	2	9,700	3,000	7,040	3	1	3	3,300	1,200	850	3	1	2,400	230
400 and over	6	4	2	3,550	3,650	1,000	6	4	32,550	7,300	8,550	6	4	2	16,800	7,500	8,500	6	2	15,055	6,800
Hancock																					
Total	1,549	1,645	1,382	33,999	33,432	27,835	1,466	1,564	176,848	76,205	140,491	1,467	1,533	1,226	82,636	68,116	63,455	262	405	9,804	12,276
None							5	1	690	15	117	3	1	3	230	50	230	2	1	62	125
Under 25	1,029	1,149	1,302	13,573	14,858	21,058	967	1,076	75,480	27,516	104,771	952	1,048	1,143	36,866	30,482	50,779	119	361	2,826	8,895
25-49	405	395		12,387	12,448		384	387	63,661	27,637		400	384		29,515	26,807		103		3,000	
50-99	99	94	62	5,673	5,426	3,537	94	93	27,114	18,742	17,685	96	93	62	11,745	9,795	7,856	27	31	1,781	1,531
100-199	11	7	13	1,223	700	1,640	11	7	5,183	2,295	6,618	11	7	13	1,565	982	2,725	7	8	435	925
200 and over	5	-----	5	1,143	--------	1,600	5	-----	4,720	---------	11,300	5	-----	5	2,915	--------	1,885	4	4	1,700	800
Haralson																					
Total	1,509	1,737	1,648	47,023	48,750	40,120	1,417	1,663	200,224	195,528	232,949	1,403	1,615	1,629	80,149	80,107	99,700	601	806	22,445	26,757
None							1	8	50	348	696	4	8	5	185	173	207	5	4	165	79
Under 25	655	842	1,543	9,715	12,622	31,264	591	769	45,303	50,600	175,591	567	734	1,519	21,547	24,252	84,554	188	730	4,654	19,953
25-49	606	728		19,308	23,116		586	720	80,152	87,124		589	709		35,504	37,103		279		11,132	
50-99	209	141	92	12,285	8,217	5,590	200	140	46,228	29,522	31,347	204	139	92	16,913	10,649	8,484	103	62	4,645	3,388
100-199	30	20	8	3,565	2,145	880	30	20	15,029	9,249	5,055	30	19	8	4,070	2,030	1,180	18	6	1,194	545
200 and over	9	6	5	2,150	2,650	2,386	9	6	13,462	18,685	20,260	9	6	5	1,930	5,900	5,275	8	4	655	2,792
Harris																					
Total	1,057	1,253	1,193	53,001	32,351	25,425	1,021	1,231	422,089	106,224	121,243	1,009	1,147	1,187	199,511	65,076	65,775	329	528	131,369	15,074
None							18	9	16,421	926	75	23	10	3	12,835	475	58	15	2	8,860	70
Under 25	590	814	1,102	8,128	11,659	19,180	553	791	45,563	28,065	89,696	533	717	1,093	22,906	26,309	52,110	101	459	5,648	11,090
25-49	268	333		8,361	10,316		259	326	37,910	30,211		260	316		15,840	20,142		78		4,084	
50-99	94	84	76	5,787	4,986	4,648	92	83	31,942	12,771	23,052	93	82	76	16,620	9,200	8,782	48	57	8,808	2,745
100-199	45	13	15	5,894	1,440	1,597	42	13	61,671	5,851	8,420	43	13	15	25,785	1,760	4,825	32	10	17,512	1,169
200-399	46	8	-----	11,871	2,150	--------	43	8	117,655	10,150	---------	43	8	-----	44,145	5,190	--------	43	-----	31,951	--------
400-799	9	------	(1)	4,800	--------	(1)	9	-----	32,864	---------	(1)	9	-----	(1)	11,680	--------	(1)	8	(1)	6,552	(1)
800 and over	5	1	(1)	8,160	1,800	(1)	5	1	78,063	18,250	(1)	5	1	(1)	49,700	2,000	(1)	4	(1)	47,954	(1)
400-699	8	------	-----	4,075	--------	--------	8	-----	28,404	---------	---------	8	-----	-----	9,080	--------	--------	7	-----	5,752	--------
700-999	1	------	-----	725	--------	--------	1	-----	4,460	---------	---------	1	-----	-----	2,600	--------	--------	1	-----	800	--------
1000 and over	5	1	-----	8,160	1,800	--------	5	1	78,063	18,250	---------	5	1	-----	49,700	2,000	--------	4	-----	47,954	--------
Hart																					
Total	2,163	2,276	2,140	58,750	62,765	44,826	2,017	2,239	304,072	253,908	260,393	2,101	2,214	2,141	217,426	176,700	164,131	1,141	971	75,639	51,586
None							3	-----	791	---------	2,879	5	-----	24	2,245	--------	1,806	3	12	2,140	693
Under 25	1,225	1,209	2,049	18,529	18,177	34,531	1,110	1,174	97,544	71,913	190,695	1,165	1,156	2,028	76,064	60,341	136,023	519	897	15,698	36,349
25-49	734	855		22,960	26,930		704	853	114,277	108,448		730	848		76,964	79,804		464		20,794	
50-99	168	172	70	9,435	10,025	4,085	164	172	45,448	39,736	24,076	165	171	68	40,623	24,330	14,954	126	44	24,735	8,744
100-199	24	28	11	3,026	3,183	1,390	24	28	15,272	15,098	8,651	24	28	11	13,930	7,315	3,198	18	9	8,904	1,550
200-399	7	6	4	1,650	1,600	910	7	6	6,050	5,150	4,825	7	5	4	2,050	950	1,850	6	4	628	1,000
400 and over	5	6	6	3,150	2,850	3,910	5	6	24,690	13,563	29,267	5	6	6	5,550	3,960	6,300	5	5	2,740	3,250
Heard																					
Total	1,236	1,491	1,460	34,655	38,981	34,352	1,203	1,431	155,910	133,614	235,347	1,177	1,406	1,456	69,332	65,387	74,336	654	713	20,409	21,853
None							2	1	65	100	260	5	1	3	2,140	30	120	3	1	2,020	25
Under 25	643	743	1,339	9,212	11,168	25,966	612	687	39,387	33,127	178,187	588	670	1,332	21,487	20,399	59,416	272	635	5,101	17,322
25-49	455	604		14,415	18,654		451	599	60,595	63,689		448	591		27,122	30,197		277		6,198	
50-99	112	136	104	6,672	7,894	6,061	112	136	30,524	28,608	39,611	111	136	104	11,683	12,836	10,900	77	69	3,917	3,256
100-199	19	6	15	2,475	740	1,725	19	6	13,610	4,190	11,109	19	6	15	4,475	825	2,850	19	7	2,117	750
200 and over	7	2	2	1,881	525	600	7	2	11,729	3,900	6,180	6	2	2	2,425	1,100	1,050	6	1	1,056	500

[1] Comparison with later censuses may be found in groups below beginning with 400-699.

[6] Part of Gordon annexed to Floyd in 1933.

COUNTY TABLE 1.—CHICKENS ON FARMS 1940, 1935, AND 1930; CHICKEN EGGS PRODUCED AND CHICKENS RAISED 1939, 1934, AND 1929; AND CHICKENS SOLD, 1939 AND 1929; CLASSIFIED BY NUMBER ON HAND—Continued

(Chickens on hand over 4 months old Apr. 1, 1940 and over 3 months old Jan. 1, 1935 and Apr. 1, 1930)

STATE OR COUNTY AND NUMBER OF CHICKENS ON HAND	CHICKENS ON HAND						CHICKEN EGGS PRODUCED					CHICKENS RAISED						CHICKENS SOLD			
	Farms reporting			Number			Farms reporting		Dozens			Farms reporting			Number			Farms reporting		Number	
	1940 (Apr.1)	1935 (Jan.1)	1930 (Apr.1)	1940 (Apr. 1)	1935 (Jan. 1)	1930 (Apr. 1)	1939	1934	1939	1934	1929	1939	1934	1929	1939	1934	1929	1939	1929	1939	1929
GEORGIA—Con.																					
Henry																					
Total	1,683	1,979	1,928	45,440	55,283	42,343	1,611	1,935	199,247	168,347	217,862	1,592	1,905	1,926	99,115	100,193	86,159	419	655	22,452	18,641
None	———	———	———	———	———	———	1	8	52	531	1,235	1	8	13	50	265	833	———	5	———	370
Under 25	860	943	1,803	11,696	13,955	34,580	801	898	53,220	34,401	172,290	779	875	1,789	28,788	26,701	72,013	155	571	4,720	14,429
25-49	636	780		20,467	24,536		626	773	86,231	77,551		626	767		42,700	44,286		182		7,310	
50-99	156	230	115	9,199	15,332	6,733	152	230	34,780	44,309	37,512	155	229	114	15,884	23,166	11,758	62	71	3,916	3,077
100 and over	31	26	10	4,078	3,460	1,030	31	26	24,964	11,555	6,825	31	26	10	11,693	5,775	1,555	20	8	6,506	765
Houston																					
Total	897	952	905	27,008	28,620	22,535	860	890	126,179	100,760	127,545	835	886	906	45,646	50,077	46,029	162	342	8,965	13,592
None	———	———	———	———	———	———	3	———	250	———	890	3	———	4	112	———	192	1	2	75	390
Under 25	439	509	825	6,297	7,092	15,022	412	461	28,392	23,489	78,832	386	453	823	12,005	13,603	33,844	49	295	1,130	9,046
25-49	327	292		10,231	9,139		318	282	48,122	28,377		318	286		16,874	15,739		68		2,402	
50-99	111	129	66	6,533	7,676	3,883	107	125	25,985	24,369	21,525	108	127	65	9,920	12,900	6,343	34	33	2,326	1,571
100-199	14	16	10	1,522	1,733	1,220	14	16	6,910	4,985	7,370	14	15	10	2,135	2,235	1,950	7	9	432	985
200 and over	6	6	4	2,425	2,980	2,410	6	6	16,520	19,540	18,928	6	5	4	4,600	5,600	3,700	3	3	2,600	1,600
Irwin																					
Total	1,469	1,473	1,216	44,052	49,687	31,741	1,431	1,399	223,233	207,908	163,826	1,377	1,387	1,200	97,404	80,015	65,892	477	482	20,640	15,264
None	———	———	———	———	———	———	6	7	374	575	920	8	7	6	1,456	345	265	5	3	1,078	89
Under 25	689	631	1,071	9,302	9,299	20,871	655	562	56,237	36,100	101,939	611	559	1,049	25,655	17,611	48,934	147	389	4,015	10,262
25-49	546	549		17,620	17,335		540	541	86,011	68,439		530	532		39,272	29,730		215		8,438	
50-99	188	228	117	11,066	13,628	6,784	185	224	51,523	58,822	35,718	183	225	117	20,786	22,449	12,428	85	70	4,074	2,897
100-199	40	53	25	4,564	6,055	2,711	39	53	20,947	25,147	14,369	39	53	25	8,385	7,550	2,815	21	17	2,665	966
200 and over	6	12	3	1,500	3,370	1,375	6	12	8,141	18,825	10,880	6	11	3	1,850	2,330	1,450	4	3	370	1,050
Jackson																					
Total	2,009	2,440	2,345	55,869	64,488	52,608	1,895	2,300	314,838	218,527	256,163	1,881	2,287	2,337	175,982	135,106	168,756	832	1,139	70,709	64,424
None	———	———	———	———	———	———	8	4	457	155	3,102	11	5	5	6,595	490	373	9	4	4,529	287
Under 25	1,065	1,300	2,211	15,399	19,536	40,743	971	1,195	86,731	62,595	187,448	949	1,183	2,198	57,716	46,993	135,364	368	1,039	19,711	43,318
25-49	741	927		23,377	29,408		721	894	118,901	97,393		723	893		63,605	60,232		339		18,944	
50-99	170	186	111	10,008	10,934	6,513	162	181	47,935	37,144	32,566	166	180	111	21,447	19,231	15,684	91	77	6,324	6,839
100-199	22	20	12	2,660	2,285	1,452	22	19	24,415	8,995	7,710	22	19	12	9,469	5,010	2,335	15	9	6,076	1,280
200-399	7	6	6	1,925	1,425	1,425	7	6	10,900	5,995	9,924	6	6	6	3,950	2,250	6,500	6	6	2,625	5,200
400 and over	4	1	5	2,500	900	2,475	4	1	25,499	6,250	15,413	4	1	5	13,200	900	8,500	4	4	12,500	7,500
Jasper																					
Total	725	1,011	904	28,150	29,930	23,924	690	987	156,859	92,832	137,920	682	973	888	53,832	62,730	55,534	248	564	14,103	22,419
None	———	———	———	———	———	———	4	1	1,686	50	2,245	5	1	17	456	60	1,263	2	14	210	680
Under 25	308	510	803	4,561	7,421	15,659	286	495	20,780	17,993	91,626	280	484	772	11,094	17,422	41,211	82	478	2,414	16,171
25-49	258	366		8,153	11,597		248	357	39,941	32,634		242	354		16,291	25,226		77		2,638	
50-99	116	111	76	7,174	6,567	4,617	110	110	41,388	19,160	25,081	113	110	74	13,451	11,997	8,945	57	54	4,091	3,667
100-199	31	19	22	3,722	2,170	2,573	30	19	19,729	6,045	13,168	30	19	22	5,990	2,475	3,365	20	15	2,125	1,561
200-399	8	3	2	2,210	975	575	8	3	12,552	9,950	2,800	8	3	2	2,950	1,250	350	6	2	975	80
400 and over	4	2	1	2,330	1,200	500	4	2	20,783	7,000	3,000	4	2	1	3,600	4,300	400	4	1	1,650	260

Jeff Davis																				
Total	908	954	872	23,982	27,470	21,418	871	898	158,279	76,042	106,633	865	884	870	55,097	49,181	46,021	461	322	13,654	10,725
None	———	———	———	———	———	———	7	6	955	672	1,063	7	6	5	345	395	595	6	1	211	250
Under 25	486	422	793	7,031	6,323	15,898	448	380	49,946	17,860	71,511	443	369	786	21,012	12,193	36,416	201	270	4,340	8,102
25-49	329	396		10,217	12,112		325	378	63,006	33,625		324	375		22,496	22,989		183		5,230	
50-99	85	113	70	4,917	6,391	4,019	83	111	28,287	15,748	22,975	83	111	70	9,032	10,584	7,000	66	44	3,223	1,808
100 and over	7	23	9	1,817	2,644	1,501	8	23	16,085	8,137	11,084	8	23	9	2,212	3,020	2,010	5	7	650	565
Jefferson																				
Total	1,801	2,172	2,138	55,404	62,274	47,358	1,747	2,034	286,930	169,269	229,771	1,717	2,012	1,995	123,038	107,174	158,344	410	1,087	22,858	32,790
None	———	———	———	———	———	———	3	5	165	120	265	3	5	4	90	146	115	———	4	———	34
Under 25	909	1,234	1,968	12,160	17,074	33,543	859	1,114	66,609	30,451	150,508	839	1,101	1,821	34,011	33,923	132,189	124	955	3,126	23,657
25-49	644	678		20,200	21,455		639	659	102,452	47,448		630	655		43,922	38,294		183		5,464	
50-99	188	193	133	11,183	11,516	8,022	186	190	52,201	28,901	38,336	186	186	133	23,530	17,491	16,728	73	98	4,401	5,456
100-199	46	54	27	5,518	6,454	3,118	46	53	24,065	15,299	21,062	45	53	27	9,480	10,170	5,587	19	24	3,257	2,393
200-399	6	8	9	1,503	1,975	2,250	6	8	7,255	11,175	15,950	6	8	9	1,375	2,350	3,025	4	5	560	900
400-799	8	5	1	4,840	3,800	425	8	5	34,183	35,875	3,650	8	4	1	10,630	4,800	700	7	1	6,050	350
Jenkins																				
Total	1,160	1,287	1,258	38,444	42,441	28,286	1,116	1,245	174,379	162,892	152,459	1,113	1,230	1,244	81,300	76,244	65,860	252	378	12,376	15,202
None	———	———	———	———	———	———	1	———	300	———	———	1	———	2	200	———	30	1	———	150	———
Under 25	562	763	1,163	7,733	10,624	19,273	531	728	31,779	20,778	88,085	520	713	1,147	19,253	20,608	45,989	64	317	1,505	8,087
25-49	402	342		12,817	10,375		389	338	53,245	24,421		396	339		30,162	19,783		111		5,005	
50-99	150	142	78	9,004	8,217	4,493	149	139	34,264	19,174	21,016	150	139	78	18,660	15,058	9,596	54	48	2,692	2,250
100-199	28	25	12	3,225	2,800	1,370	28	25	15,660	11,074	7,065	28	25	12	5,655	5,375	2,545	11	8	639	965
200-399	12	12	4	2,835	2,925	1,150	12	12	14,315	8,245	9,660	12	11	4	3,000	3,720	1,700	6	4	685	900
400 and over	6	3	1	2,830	7,500	2,000	6	3	26,816	79,000	26,633	6	3	1	4,370	11,700	6,000	5	1	1,700	3,000
Johnson																				
Total	1,401	1,626	1,413	31,473	37,013	25,148	1,358	1,615	150,988	89,232	107,957	1,341	1,560	1,422	84,335	67,820	66,295	248	750	8,958	20,623
None	———	———	———	———	———	———	2	3	85	75	96	4	3	16	160	98	359	1	2	4	65
Under 25	923	1,011	1,363	12,171	13,914	21,775	888	1,000	59,528	32,960	89,791	870	951	1,356	38,681	27,675	59,956	132	706	2,285	18,033
25-49	365	506		10,958	15,429		357	503	51,259	32,632		354	499		27,941	27,278		81		2,809	
50-99	94	96	45	5,557	5,405	2,513	93	96	22,760	13,930	11,940	94	95	45	12,056	9,424	4,815	26	38	2,412	1,900
100 and over	19	13	5	2,787	2,265	860	18	13	17,356	9,635	6,130	19	12	5	5,497	3,345	1,165	8	4	1,448	625
Jones																				
Total	679	1,022	723	20,662	29,918	21,078	639	953	93,717	101,580	100,922	618	931	715	46,536	54,903	46,854	161	520	8,769	14,013
None	———	———	———	———	———	———	4	6	252	267	———	4	6	———	230	360	———	2	———	30	———
Under 25	349	599	606	4,826	8,013	12,327	316	536	22,868	22,448	54,658	300	514	598	12,087	16,712	29,877	41	243	1,242	8,242
25-49	236	268		7,638	8,661		226	259	34,900	28,011		221	258		16,814	17,016		75		2,943	
50-99	73	116	97	4,520	6,909	5,801	72	114	20,211	25,257	27,914	73	114	97	11,275	10,715	11,652	35	64	3,139	3,601
100-199	15	31	15	1,668	3,580	1,775	15	30	7,099	12,852	10,765	15	31	15	3,105	5,425	3,815	5	9	540	1,690
200 and over	6	8	5	2,010	2,755	1,175	6	8	8,387	12,745	7,585	5	8	5	3,025	4,675	1,510	3	4	875	480
Lamar																				
Total	656	793	788	17,982	23,708	19,517	621	759	67,585	70,154	103,480	615	751	746	42,798	46,778	44,770	287	351	12,766	14,876
None	———	———	———	———	———	———	4	———	66	———	30	3	———	1	183	———	30	2	2	95	31
Under 25	360	400	719	5,134	5,415	13,046	331	368	19,807	10,908	60,270	323	362	676	13,012	13,133	32,484	123	299	2,644	9,520
25-49	219	258		7,134	8,231		211	256	26,973	17,102		214	255		16,029	15,976		114		3,752	
50-99	60	115	55	3,574	6,552	3,323	59	115	12,713	15,036	17,197	59	114	55	7,045	10,534	6,551	37	37	2,105	2,680
100 and over	17	20	14	2,140	3,510	3,148	16	20	8,024	27,108	25,983	16	20	14	6,529	7,135	5,705	11	13	4,170	2,645
Lanier																				
Total	539	530	510	17,006	20,027	15,235	523	514	109,005	50,084	77,542	510	501	507	32,571	33,582	32,153	180	273	7,006	10,891
None	———	———	———	———	———	———	2	———	150	———	1,850	3	———	1	328	———	50	2	2	175	545
Under 25	246	205	430	3,532	3,062	8,918	230	190	18,847	6,755	43,034	221	182	427	8,421	5,392	22,507	56	220	1,575	7,399
25-49	187	199		6,051	6,514		185	198	35,399	17,568		180	193		12,861	12,452		75		2,745	
50-99	91	100	70	5,388	5,943	4,182	91	100	34,756	14,824	23,453	91	100	70	8,871	10,323	7,966	41	48	2,023	2,682
100-199	12	19	7	1,425	2,228	785	12	19	12,453	4,568	4,655	12	19	7	1,540	2,590	1,050	6	3	490	265
200 and over	3	7	3	610	2,280	1,350	3	7	7,400	6,369	4,550	3	7	2	550	2,825	580				

COUNTY TABLE 1.—CHICKENS ON FARMS 1940, 1935, AND 1930; CHICKEN EGGS PRODUCED AND CHICKENS RAISED 1939, 1934, AND 1929; AND CHICKENS SOLD, 1939 AND 1929; CLASSIFIED BY NUMBER ON HAND—Continued

(Chickens on hand over 4 months old Apr. 1, 1940 and over 3 months old Jan. 1, 1935 and Apr. 1, 1930)

STATE OR COUNTY AND NUMBER OF CHICKENS ON HAND	CHICKENS ON HAND						CHICKEN EGGS PRODUCED					CHICKENS RAISED						CHICKENS SOLD			
	Farms reporting			Number			Farms reporting		Dozens			Farms reporting			Number			Farms reporting		Number	
	1940 (Apr. 1)	1935 (Jan. 1)	1930 (Apr. 1)	1940 (Apr. 1)	1935 (Jan. 1)	1930 (Apr. 1)	1939	1934	1939	1934	1929	1939	1934	1929	1939	1934	1929	1939	1929	1939	1929
GEORGIA—Con.																					
Laurens																					
Total	3,328	3,491	3,609	84,559	92,953	73,140	3,184	3,377	386,242	271,839	347,600	3,151	3,290	3,584	208,008	169,469	186,645	962	1,921	34,275	68,457
None	—	—	—	—	—	—	5	5	322	601	797	10	5	7	326	288	355	—	7	—	263
Under 25	1,925	1,870	3,386	27,602	26,316	57,395	1,811	1,773	135,140	68,803	262,515	1,773	1,705	3,355	80,743	51,313	153,248	433	1,752	9,639	46,907
25-49	1,087	1,233		34,247	39,040		1,057	1,220	150,284	107,087		1,062	1,201		84,433	71,137		399		13,443	
50-99	267	321	189	15,445	18,435	10,958	264	319	70,355	56,371	56,694	258	316	188	32,019	34,006	23,397	108	135	7,587	8,689
100-199	41	60	28	4,515	6,687	3,037	39	53	18,666	18,325	16,644	40	56	28	7,362	8,800	6,845	17	22	2,106	3,623
200-399	5	3	5	1,250	625	1,250	5	3	5,575	4,350	7,450	5	3	5	1,825	575	2,700	5	5	1,500	8,975
400 and over	3	4	1	1,500	1,850	500	3	4	5,900	16,302	3,500	3	4	1	1,300	3,350	100				
Lee																					
Total	783	787	761	20,555	16,880	13,653	688	626	66,036	74,456	70,860	716	499	760	37,719	18,808	24,929	97	269	7,195	5,775
None	—	—	—	—	—	—	1	—	20	—	35	—	—	3	—	—	61	—	2	—	14
Under 25	506	543	722	6,542	6,369	10,821	431	410	14,547	23,513	54,579	447	318	718	13,197	7,318	21,246	34	245	640	5,002
25-49	201	181		5,986	5,640		183	159	14,027	24,463		195	131		11,212	6,051		37		1,670	
50-99	56	50	30	3,372	2,921	1,882	54	44	9,367	13,010	11,001	55	39	30	5,350	3,759	2,427	17	18	720	524
100-199	15	9	9	1,730	1,050	950	14	9	5,455	7,320	5,245	14	9	9	2,345	1,435	1,195	9	4	4,165	235
200 and over	5	4	—	2,925	900	—	5	4	22,620	6,150	—	5	2	—	5,615	245	—				
Liberty																					
Total	859	888	1,004	18,251	17,831	17,165	844	857	76,175	38,850	81,012	798	778	1,003	31,167	30,422	39,475	338	579	8,491	16,101
None	—	—	—	—	—	—	—	1	—	2	145	1	1	7	18	6	330	—	6	—	162
Under 25	632	649	973	7,196	7,294	15,104	618	620	26,293	12,827	67,382	576	549	965	14,093	13,918	36,301	221	547	3,500	14,377
25-49	170	179		5,269	5,442		169	176	17,727	13,738		165	170		8,831	9,028		77		2,132	
50-99	44	49	28	2,531	2,875	1,686	44	49	9,530	6,777	10,845	43	49	28	3,782	4,770	2,094	28	23	1,012	1,202
100-199	5	8	3	765	985	375	5	8	2,985	1,622	2,640	5	7	3	1,100	1,000	750	5	3	515	360
200 and over	8	3	—	2,490	1,235	—	8	3	19,640	3,884	—	8	2	—	3,363	1,700	—	7	—	1,332	—
Lincoln																					
Total	948	1,219	1,136	28,104	32,311	32,057	893	1,151	142,642	156,392	204,649	906	1,154	1,135	67,776	80,331	87,474	357	527	12,536	20,004
None	—	—	—	—	—	—	2	1	280	50	—	3	1	—	350	30	—	2	1	250	29
Under 25	476	652	1,024	6,823	9,240	19,387	437	595	34,056	37,467	114,494	440	596	1,023	20,419	24,975	66,168	128	449	3,133	13,356
25-49	340	435		10,781	13,793		329	426	55,560	66,146		334	426		26,022	35,667		156		3,960	
50-99	107	122	87	6,084	7,098	5,278	101	120	28,926	36,664	32,310	105	121	87	12,260	16,549	12,576	51	54	2,322	2,475
100-199	16	8	14	1,930	980	1,665	15	7	10,560	5,780	10,725	15	8	14	4,125	1,910	3,275	12	14	1,276	1,041
200 and over	9	2	11	2,486	1,200	5,727	9	2	13,260	10,285	47,120	9	2	11	4,600	1,200	5,455	8	9	1,595	3,105
Long																					
Total	371	503	392	8,947	13,875	8,989	355	493	48,320	37,529	50,564	334	479	384	15,850	24,207	19,088	124	181	3,228	8,617
None	—	—	—	—	—	—	—	—	—	—	75	—	—	1	—	—	250	—	1	—	100
Under 25	223	244	369	3,187	3,520	7,628	211	236	17,495	9,842	42,760	195	224	360	6,857	7,674	16,398	61	165	1,467	7,617
25-49	116	199		3,638	6,197		113	198	19,832	15,490		108	197		6,415	10,806		51		1,576	
50-99	29	51	23	1,732	2,958	1,361	28	50	8,403	7,507	7,729	28	50	23	2,193	4,217	2,440	12	15	385	900
100 and over	3	9	—	390	1,200	—	3	9	2,590	4,690	—	3	8	—	385	1,310	—				

Lowndes																				
Total	1,691	1,629	1,557	64,218	57,883	48,286	1,577	1,551	358,975	200,325	233,127	1,569	1,494	1,554	110,262	79,108	90,612	785	677	42,597	30,486
None	———	———	———	———	———	———	8	6	866	60	75	12	5	2	825	301	38	7	2	445	30
Under 25	859	770	1,131	11,599	11,972	27,685	773	696	52,870	30,403	127,701	756	658	1,327	27,114	20,075	58,140	327	520	7,094	16,029
25-49	555	580		17,858	18,324		530	574	83,913	43,559		535	560		30,179	27,750		269		8,130	
50-99	195	204	172	11,643	12,423	10,187	185	201	42,828	38,598	49,880	187	198	172	20,657	16,170	16,362	117	113	9,310	6,020
100-199	56	56	41	6,964	6,864	4,629	55	56	33,003	28,635	27,749	53	56	41	10,567	6,972	5,647	42	30	5,302	2,527
200-399	14	14	9	3,704	3,550	2,185	14	13	22,442	12,990	12,372	14	13	8	5,295	5,885	3,025	13	8	3,516	1,480
400-799	6	2	(1)	2,950	800	(1)	6	2	38,940	400	(1)	6	1	(1)	5,675	15	(1)	5	(1)	3,400	(1)
800-1599	3	2	(1)	3,400	2,050	(1)	3	2	43,442	31,080	(1)	3	2	(1)	3,650	940	(1)	2	(1)	1,800	(1)
1600 and over	3	1	(1)	6,100	1,900	(1)	3	1	40,671	14,600	(1)	3	1	(1)	6,300	1,000	(1)	3	(1)	3,600	(1)
400-699	6	2	2	2,950	800	900	6	2	38,940	400	7,500	6	1	2	5,675	15	1,400	5	2	3,400	700
700-999	1	1	1	800	800	700	1	1	24,000	11,100	7,200	1	1	1	250	100	2,000	———	1	———	1,200
1000 and over	5	2	1	8,700	3,150	2,000	5	2	60,113	34,580	650	5	2	1	9,700	1,840	4,000	5	1	5,400	2,500
Lumpkin																					
Total	800	789	742	22,461	21,222	18,930	781	783	119,729	71,286	114,744	772	675	600	39,557	30,000	32,703	529	409	15,988	17,147
None	———	———	———	———	———	———	2	———	307	———	395	2	———	4	150	———	155	2	1	65	40
Under 25	371	356	668	5,593	5,441	14,232	354	352	34,057	21,110	87,462	344	296	525	12,471	8,840	25,888	218	358	5,000	13,748
25-49	356	352		11,773	10,923		353	350	61,018	37,075		354	308		20,251	14,720		250		7,989	
50-99	64	77	65	3,685	4,383	3,673	63	77	16,570	11,664	19,667	63	69	63	4,686	6,190	5,410	51	43	1,902	2,689
100-199	6	4	8	710	475	825	6	4	3,665	1,437	5,395	6	2	7	860	250	950	5	6	340	420
200 and over	3	———	1	700	———	200	3	———	4,112	———	1,825	3	———	1	1,139	———	300	3	1	692	250
McDuffie																					
Total	951	1,113	1,037	25,180	25,423	19,520	926	1,057	104,936	64,636	87,201	906	1,016	1,014	59,709	48,805	54,023	281	418	8,419	13,515
None	———	———	———	———	———	———	3	———	109	———	30	3	———	1	306	———	3	1	———	265	———
Under 25	486	673	992	6,963	8,992	16,200	468	627	28,645	20,095	70,019	447	587	968	19,415	18,649	47,924	94	389	1,682	11,751
25-49	371	352		11,845	10,884		363	345	49,259	28,592		364	344		28,500	21,555		134		4,671	
50-99	82	79	40	4,807	4,547	2,478	80	76	19,775	13,004	12,372	80	76	40	9,493	7,401	4,746	42	24	1,216	1,014
100 and over	12	9	5	1,565	1,000	842	12	9	7,148	2,945	4,780	12	9	5	1,995	1,200	1,350	10	5	585	750
McIntosh																					
Total	98	269	218	2,109	5,274	4,581	98	236	8,662	11,722	28,426	91	200	233	4,322	7,689	8,684	33	120	930	3,710
None	———	———	———	———	———	———	———	———	———	———	44	1	1	17	18	50	799	———	5	———	135
Under 25	67	201	208	832	2,526	3,631	67	171	3,498	5,231	21,262	60	137	206	1,849	3,638	6,925	17	111	282	3,460
25-49	24	53		742	1,649		24	53	2,806	3,551		23	51		1,580	2,338		14		498	
50 and over	7	15	10	535	1,099	950	7	12	2,358	2,940	7,120	7	11	10	875	1,665	960	2	4	150	115
Macon																					
Total	1,171	1,352	1,438	35,148	32,866	27,782	1,103	1,299	185,012	85,893	146,619	1,087	1,247	1,426	63,508	50,115	104,087	334	412	15,058	12,532
None	———	———	———	———	———	———	2	———	1,180	———	929	2	———	13	422	———	398	3	3	142	125
Under 25	641	830	1,373	8,398	10,874	22,427	593	788	47,992	25,059	116,918	571	746	1,349	17,402	17,641	94,696	116	370	3,251	9,235
25-49	377	391		12,203	12,522		363	385	58,509	34,259		366	377		22,261	19,930		134		4,088	
50-99	109	113	54	6,741	6,814	3,080	103	111	25,209	17,576	16,113	107	109	53	10,123	10,044	5,593	53	31	2,449	1,417
100-199	27	14	7	3,231	1,601	825	25	11	19,899	2,664	4,788	24	11	7	5,295	1,365	1,425	15	4	1,793	480
200-399	14	4	2	3,250	1,055	500	14	4	20,830	6,335	2,938	14	4	2	6,305	1,135	275	10	2	2,585	175
400 and over	3	———	2	1,325	———	950	3	———	11,393	———	4,933	3	———	2	1,700	———	1,700	3	2	750	1,100
Madison																					
Total	1,773	2,159	2,195	43,620	53,611	39,404	1,687	2,096	179,918	176,574	205,410	1,680	2,061	2,177	135,279	145,842	153,060	958	1,395	32,304	47,954
None	———	———	———	———	———	———	9	———	595	———	806	9	1	11	442	15	426	8	11	143	190
Under 25	1,042	1,182	2,155	15,658	17,737	36,971	963	1,128	71,125	64,942	191,209	966	1,102	2,126	59,336	54,426	146,338	494	1,355	12,955	44,983
25-49	587	808		18,499	25,269		575	799	70,852	79,629		570	793		52,686	65,461		364		12,741	
50-99	133	158	37	8,071	9,145	2,083	129	158	31,894	28,647	11,225	124	154	37	20,131	23,865	5,546	84	26	5,710	2,311
100 and over	11	11	3	1,392	1,460	350	11	11	5,452	3,358	2,170	11	11	3	2,684	2,075	750	8	3	755	450

[1] Comparison with later censuses may be found in groups below beginning with 400-699.

COUNTY TABLE 1.—CHICKENS ON FARMS 1940, 1935, AND 1930; CHICKEN EGGS PRODUCED AND CHICKENS RAISED 1939, 1934, AND 1929; AND CHICKENS SOLD, 1939 AND 1929; CLASSIFIED BY NUMBER ON HAND—Continued

(Chickens on hand over 4 months old Apr. 1, 1940 and over 3 months old Jan. 1, 1935 and Apr. 1, 1930)

STATE OR COUNTY AND NUMBER OF CHICKENS ON HAND	CHICKENS ON HAND						CHICKEN EGGS PRODUCED					CHICKENS RAISED						CHICKENS SOLD			
	Farms reporting			Number			Farms reporting		Dozens			Farms reporting			Number			Farms reporting		Number	
	1940 (Apr. 1)	1935 (Jan. 1)	1930 (Apr. 1)	1940 (Apr. 1)	1935 (Jan. 1)	1930 (Apr. 1)	1939	1934	1939	1934	1929	1939	1934	1929	1939	1934	1929	1939	1929	1939	1929
GEORGIA—Con.																					
Marion																					
Total	726	875	914	19,809	20,590	18,348	667	855	109,299	79,310	84,892	651	822	910	35,742	36,163	35,420	135	463	7,173	11,359
None	------	------	-----	-------	-------	-------	2	6	105	268	---------	1	5	-----	50	617	--------	1	-----	75	--------
Under 25	440	518	871	5,925	7,009	14,859	385	494	34,095	23,344	67,314	371	462	868	10,780	13,101	29,122	60	429	1,198	8,876
25-49	231	289		7,213	8,996		226	288	38,332	37,398		226	287		15,208	15,132		55		3,288	
50-99	36	59	34	2,146	3,360	2,034	36	58	11,865	14,230	9,911	35	59	33	3,289	5,348	3,515	13	28	597	1,265
100-199	11	8	7	1,150	925	755	10	8	5,340	3,570	3,467	10	8	7	1,530	1,565	1,183	3	4	365	318
200-399	5	1	1	1,275	300	200	5	1	6,262	500	1,200	5	1	1	1,725	400	400	3	2	1,650	900
400 and over	3	------	1	2,100	--------	500	3	-----	13,300	---------	3,000	3	-----	1	3,160	--------	1,200				
Meriwether																					
Total	1,555	2,101	2,055	40,953	51,298	41,100	1,476	2,044	183,211	186,219	239,011	1,525	2,007	2,004	91,003	102,604	95,185	246	843	11,289	23,066
None	------	------	-----	-------	-------	-------	28	-----	3,011	---------	42	77	1	5	2,431	100	192	10	4	925	59
Under 25	935	1,253	1,948	12,370	17,071	33,687	852	1,199	54,116	55,184	192,713	843	1,165	1,892	29,848	37,514	82,140	94	769	1,888	18,933
25-49	453	667		14,331	20,999		434	666	61,682	83,825		441	663		34,663	42,570		99		4,875	
50-99	134	165	98	7,821	9,543	5,956	129	163	31,478	36,425	36,512	131	162	98	13,958	15,835	11,478	32	65	2,171	3,615
100-199	25	13	8	2,681	1,485	957	25	13	11,624	6,560	6,185	25	13	8	4,803	2,860	1,150	8	4	1,080	309
200-399	3	1	-----	800	300	---------	3	1	4,700	900	---------	3	1	-----	1,100	150	--------	-----	-----	--------	--------
400 and over	5	2	1	2,950	1,900	500	5	2	16,600	3,325	3,559	5	2	1	4,200	3,575	225	3	1	350	150
Miller																					
Total	1,240	1,250	1,197	29,222	30,708	23,984	1,091	1,150	134,526	64,064	123,087	1,072	1,142	1,151	52,239	45,564	46,068	402	353	11,435	12,393
None	------	------	-----	-------	-------	-------	1	-----	50	---------	21	-----	-----	7	--------	--------	115	1	1	10	6
Under 25	781	693	1,133	10,737	10,087	19,848	662	604	48,658	19,386	98,542	630	600	1,080	21,099	15,929	39,617	213	324	4,738	8,579
25-49	369	455		11,381	14,176		341	448	48,746	30,347		354	444		19,930	22,032		142		4,122	
50-99	71	95	61	4,129	5,445	3,416	68	91	19,436	11,966	19,624	69	92	61	6,781	6,928	5,061	33	26	1,682	3,303
100-199	15	6	2	1,880	800	290	15	6	10,960	865	2,560	15	6	2	2,549	675	275	9	1	388	20
200 and over	4	1	1	1,095	200	430	4	1	6,676	1,500	2,340	4	-----	1	1,880	---------	1,000	4	1	495	485
Mitchell																					
Total	2,266	2,451	2,239	71,503	78,868	59,494	2,105	2,327	467,970	289,289	308,132	2,071	2,288	2,249	113,954	113,732	106,138	759	844	29,562	34,572
None	------	------	-----	-------	-------	-------	14	-----	4,807	---------	782	14	1	63	916	30	5,032	12	2	640	3,040
Under 25	1,388	1,194	2,005	17,046	16,309	37,925	1,242	1,074	81,320	40,276	178,567	1,208	1,044	1,952	35,843	29,267	72,374	338	714	6,320	18,340
25-49	566	866		17,617	27,093		548	863	87,141	77,098		544	858		30,006	41,334		231		5,577	
50-99	209	315	185	12,605	18,329	11,432	200	314	65,313	60,564	54,351	204	311	185	20,247	25,606	17,080	103	95	5,158	5,514
100-199	63	52	35	7,702	6,270	4,200	61	52	52,672	24,126	22,184	61	52	35	9,849	7,035	4,577	38	22	2,845	1,308
200-399	26	16	9	6,508	4,161	2,337	26	16	56,341	17,325	15,901	26	14	9	7,980	3,560	2,975	24	7	4,377	3,970
400-799	11	4	(1)	5,325	2,106	(1)	11	4	54,056	11,700	(1)	11	4	(1)	5,013	1,500	(1)	10	(1)	2,245	(1)
800 and over	3	4	(1)	4,700	4,600	(1)	3	4	66,320	58,200	(1)	3	4	(1)	4,100	5,400	(1)	3	(1)	2,400	(1)
400-699	11	4	3	5,325	2,106	1,500	11	4	54,056	11,700	18,320	11	4	3	5,013	1,500	2,100	10	2	2,245	800
700-999	------	2	1	--------	1,600	800	-----	2	---------	26,400	7,000	-----	2	1	--------	2,000	200	-----	1	--------	800
1000 and over	3	2	1	4,700	3,000	1,300	3	2	66,320	31,800	11,027	3	2	1	4,100	3,400	1,800	3	1	2,400	800
Monroe																					
Total	882	1,110	1,014	25,587	29,308	24,701	841	1,019	156,690	157,489	105,092	848	1,001	868	49,652	49,034	46,662	331	366	12,529	13,239
None	------	------	-----	-------	-------	-------	5	13	1,200	1,037	780	4	13	15	365	328	546	5	8	1,013	205
Under 25	494	647	912	6,801	8,400	15,941	457	559	33,583	33,549	63,194	463	544	755	15,919	15,231	31,479	152	300	3,167	7,477
25-49	284	336		8,879	10,695		279	324	50,056	60,397		279	322		17,749	20,071		120		2,879	

50-99	84	96	83	5,041	5,612	4,925	80	92	29,081	33,575	22,258	82	91	80	8,769	7,832	8,498	43	47	2,257	2,867
100-199	14	25	14	1,641	2,891	1,615	14	25	9,570	15,541	7,890	14	25	13	1,950	3,127	2,059	7	8	688	740
200 and over	6	6	5	3,225	1,710	2,220	6	6	33,200	13,390	10,970	6	6	5	4,900	2,445	4,080	4	3	2,525	1,950
Montgomery																					
Total	994	1,043	1,190	23,597	30,431	22,976	984	1,012	112,495	65,329	98,908	965	993	1,171	76,241	64,317	68,087	286	492	10,183	17,325
None	----	----	----	----	----	----	----	1	----	50	----	----	1	----	----	60	----	----	----	----	----
Under 25	591	473	1,137	8,458	6,998	19,600	581	450	45,521	14,758	82,883	565	458	1,118	31,491	17,308	59,866	127	450	3,077	13,795
25-49	317	418		9,997	13,162		317	414	45,219	28,028		314	408		31,625	30,149		117		4,764	
50-99	79	137	46	4,416	8,161	2,661	79	134	18,345	18,072	12,200	79	132	46	11,600	13,460	6,172	42	42	2,342	3,532
100 and over	7	15	7	726	2,110	715	7	13	3,410	4,421	3,825	7	14	7	1,525	3,340	2,049				
Morgan																					
Total	1,202	1,509	1,480	33,857	40,305	28,630	1,147	1,471	130,852	165,249	150,662	1,127	1,447	1,445	68,800	84,506	81,725	281	455	9,432	17,118
None	----	----	----	----	----	----	2	16	40	1,293	50	1	21	1	15	577	25	----	1	----	8
Under 25	683	870	1,412	9,069	11,793	22,887	641	823	36,988	39,494	116,164	618	800	1,376	23,533	27,516	71,807	115	409	2,652	13,154
25-49	376	485		12,037	15,030		363	479	45,950	52,585		369	475		25,592	31,041		109		2,490	
50-99	108	121	57	6,195	6,974	3,404	106	121	21,078	27,467	17,956	105	120	57	11,372	13,932	6,368	39	36	1,854	2,184
100-199	25	21	9	3,133	2,483	1,327	25	20	14,009	12,175	8,615	24	20	9	4,038	3,930	2,150	12	7	1,081	948
200 and over	10	12	2	3,423	4,025	1,012	10	12	12,787	32,435	7,877	10	11	2	4,250	7,510	1,375	6	2	1,375	824
Murray																					
Total	1,191	1,433	1,325	38,710	44,378	37,206	1,119	1,357	232,640	161,583	198,634	1,117	1,364	1,354	63,228	85,824	79,951	623	793	23,042	28,765
None	----	----	----	----	----	----	3	----	355	----	2,864	5	2	17	158	75	1,165	3	13	150	479
Under 25	484	565	1,152	7,669	8,598	25,756	434	505	53,777	31,634	132,628	431	508	1,145	18,111	21,097	60,828	209	656	7,560	20,999
25-49	511	608		16,394	19,291		490	594	95,475	70,428		489	594		25,156	37,077		277		7,661	
50-99	165	238	151	9,542	13,939	8,956	161	256	49,850	50,011	49,337	161	238	150	12,948	24,240	13,875	109	105	4,851	5,237
100-199	23	20	22	2,755	2,050	2,494	23	20	19,258	8,270	13,805	23	20	22	3,980	2,835	4,085	17	19	1,755	2,050
200 and over	8	2	----	2,350	500	----	8	2	13,925	1,240	----	8	2	----	2,875	500	----	8	----	1,065	----
Muscogee																					
Total	471	558	477	16,289	18,775	19,204	419	520	81,428	43,116	112,030	411	340	475	41,281	19,677	36,496	83	221	18,491	15,194
None	----	----	----	----	----	----	----	7	----	453	----	3	6	----	26	250	----	----	----	----	----
Under 25	232	277	397	3,163	3,950	7,720	196	245	13,830	6,313	44,403	185	158	395	6,099	3,648	17,033	19	170	726	5,314
25-49	139	184		4,437	6,047		129	175	20,793	10,703		128	101		7,456	4,822		21		1,103	
50-99	76	71	53	4,618	4,207	3,278	70	68	20,067	8,595	19,739	71	53	53	7,820	5,333	5,898	26	34	1,552	1,984
100-199	18	19	16	2,111	2,071	1,835	18	18	10,981	4,515	12,400	18	17	16	10,080	2,590	2,195	11	8	6,810	538
200 and over	6	7	11	1,960	2,500	6,371	6	7	15,757	12,537	35,488	6	5	11	9,800	3,034	11,370	6	9	8,300	7,358
Newton																					
Total	1,133	1,418	1,433	34,731	38,930	30,626	1,105	1,398	136,014	116,737	143,682	1,084	1,373	1,377	78,444	84,691	69,744	250	312	19,628	12,087
None	----	----	----	----	----	----	5	1	178	30	----	2	1	----	262	50	----	4	----	139	----
Under 25	499	716	1,352	7,207	10,305	24,690	475	700	27,975	29,078	109,757	455	679	1,296	17,684	25,297	58,619	67	268	1,635	7,366
25-49	480	528		15,411	16,904		474	524	56,975	51,755		473	520		33,277	37,441		111		5,987	
50-99	123	154	71	7,353	8,846	4,041	120	153	24,814	28,924	23,075	123	153	71	14,701	17,663	7,765	51	35	3,902	2,796
100-199	25	16	7	2,995	1,825	1,045	25	16	12,832	5,350	5,950	25	16	7	5,670	2,640	1,860	13	6	2,690	825
200 and over	6	4	3	1,765	1,050	850	6	4	13,240	1,600	4,900	6	4	3	6,850	1,600	1,500	4	3	5,275	1,100
Oconee																					
Total	870	1,213	1,074	22,870	30,498	23,981	845	1,196	105,738	80,469	123,114	833	1,182	959	60,287	66,436	58,286	331	388	13,656	13,985
None	----	----	----	----	----	----	1	3	500	65	----	2	3	----	230	150	----	1	----	150	----
Under 25	462	670	1,020	6,715	9,330	18,697	440	650	35,543	24,976	88,315	428	636	905	21,868	21,982	49,534	128	351	3,603	9,685
25-49	316	423		10,096	13,118		312	423	45,332	35,019		314	423		24,497	28,914		149		4,940	
50-99	78	106	39	4,429	6,145	2,154	78	106	16,747	14,610	11,095	77	106	39	11,242	11,760	4,442	45	25	3,973	1,270
100 and over	14	14	15	1,630	1,905	3,130	14	14	7,616	5,799	23,704	12	14	15	2,450	3,630	4,310	8	12	990	3,030
Oglethorpe																					
Total	1,492	1,945	1,687	38,609	48,929	35,782	1,432	1,890	192,410	141,633	144,917	1,435	1,860	1,571	114,123	127,558	108,824	541	513	15,849	15,123
None	----	----	----	----	----	----	3	3	145	174	134	2	3	6	65	150	345	1	3	50	63
Under 25	849	1,116	1,576	12,534	15,769	27,893	803	1,066	70,213	46,692	108,075	800	1,042	1,454	46,478	48,162	90,733	229	460	4,714	11,820
25-49	503	620		15,879	19,655		491	616	73,878	58,448		497	609		46,450	49,910		245		7,224	

[1] Comparison with later censuses may be found in groups below beginning with 400-699.

COUNTY TABLE 1.—CHICKENS ON FARMS 1940, 1935, AND 1930; CHICKEN EGGS PRODUCED AND CHICKENS RAISED 1939, 1934, AND 1929; AND CHICKENS SOLD, 1939 AND 1929; CLASSIFIED BY NUMBER ON HAND—Continued

(Chickens on hand over 4 months old Apr. 1, 1940 and over 3 months old Jan. 1, 1935 and Apr. 1, 1930)

STATE OR COUNTY AND NUMBER OF CHICKENS ON HAND	CHICKENS ON HAND						CHICKEN EGGS PRODUCED					CHICKENS RAISED						CHICKENS SOLD			
	Farms reporting			Number			Farms reporting		Dozens			Farms reporting			Number			Farms reporting		Number	
	1940 (Apr. 1)	1935 (Jan. 1)	1930 (Apr. 1)	1940 (Apr. 1)	1935 (Jan. 1)	1930 (Apr. 1)	1939	1934	1939	1934	1929	1939	1934	1929	1939	1934	1929	1939	1929	1939	1929
GEORGIA—Con.																					
Oglethorpe—Con.																					
50-99	119	183	90	6,748	10,493	5,124	114	180	27,330	26,651	23,028	115	181	90	15,280	23,824	12,446	56	40	2,006	2,312
100-199	17	24	19	1,978	2,612	2,090	17	23	10,129	7,968	10,380	17	23	19	3,700	4,712	4,400	7	9	595	805
200 and over	4	2	2	1,470	400	675	4	2	10,715	1,700	3,300	4	2	2	2,150	800	900	3	1	1,260	123
Paulding																					
Total	1,643	1,916	1,923	44,931	50,870	45,408	1,551	1,884	215,563	154,517	267,156	1,501	1,844	1,927	86,737	92,104	103,739	652	1,014	24,105	33,732
None	———	———	———	———	———	———	4	16	402	725	1,430	6	16	14	161	490	630	4	9	1,577	215
Under 25	818	906	1,824	12,397	13,856	37,655	730	869	61,922	42,343	218,225	701	833	1,814	31,211	29,687	90,095	281	938	9,344	28,711
25-49	661	849		20,863	26,354		636	840	93,990	79,705		634	835		36,102	46,817		274		7,440	
50-99	140	142	82	8,103	8,105	4,794	137	140	33,399	21,920	28,006	136	141	82	13,084	11,890	8,274	73	55	2,241	2,646
100-199	18	17	12	2,187	1,955	1,493	18	17	13,330	8,834	9,335	18	17	12	3,694	2,570	2,840	15	9	2,609	1,560
200 and over	6	2	5	1,381	600	1,486	6	2	12,520	990	10,160	6	2	5	2,485	650	1,900	5	3	894	600
Peach																					
Total	386	541	490	14,257	16,458	14,197	374	502	66,591	35,236	88,983	371	486	459	27,804	28,947	31,705	162	140	9,010	8,472
None	———	———	———	———	———	———	———	———	———	———	65	1	———	1	3,550	———	40	1	———	3,499	———
Under 25	171	290	437	2,448	3,751	8,177	162	256	10,956	7,022	43,679	159	243	405	5,118	7,880	16,234	42	112	903	2,747
25-49	127	158		3,970	5,030		125	153	17,213	10,446		124	150		8,384	8,687		67		1,944	
50-99	65	67	37	3,956	4,072	2,166	64	67	15,649	9,148	12,076	64	67	37	6,110	6,955	3,946	41	16	1,802	840
100-199	18	23	9	2,293	2,855	1,035	18	23	9,748	6,604	6,378	18	23	9	3,512	4,150	2,135	11	12	862	4,885
200 and over	5	3	7	1,590	750	2,819	5	3	13,025	2,016	26,785	5	3	7	1,130	1,275	9,350				
Pickens																					
Total	904	1,084	975	26,411	28,782	25,355	858	1,061	149,313	109,696	159,736	860	1,062	973	51,132	48,609	46,440	661	607	20,545	16,467
None	———	———	———	———	———	———	8	———	1,066	———	200	5	1	2	237	6	75	6	2	222	65
Under 25	590	519	887	6,252	7,788	19,974	351	499	40,991	28,057	127,827	354	496	883	16,352	16,135	37,938	244	534	6,594	13,298
25-49	405	446		13,013	13,802		392	443	69,607	51,393		394	446		23,146	22,547		328		9,351	
50-99	99	108	82	5,899	6,042	4,621	97	108	31,089	25,567	26,137	97	108	82	9,218	8,436	7,197	74	65	3,456	2,494
100 and over	10	11	6	1,247	1,150	760	10	11	6,560	4,679	5,572	10	11	6	2,179	1,485	1,230	9	6	942	610
Pierce																					
Total	1,307	1,283	1,144	58,197	52,363	43,307	1,230	1,233	368,825	194,635	293,239	1,263	1,186	1,108	114,776	73,069	85,990	574	462	43,258	29,910
None	———	———	———	———	———	———	3	———	250	———	1,159	3	———	6	332	———	1,109	3	3	322	831
Under 25	498	518	969	7,535	7,760	21,479	440	479	36,633	17,273	151,930	465	453	930	20,699	11,653	47,860	128	337	3,747	11,289
25-49	505	475		16,512	14,995		485	465	89,401	37,017		494	456		35,721	20,602		237		8,779	
50-99	199	221	132	12,088	12,974	7,869	198	220	68,115	37,013	52,687	196	213	129	23,025	16,708	13,726	123	86	8,740	4,580
100-199	66	46	25	8,212	5,269	3,225	65	46	56,649	20,897	21,127	66	44	25	10,049	7,105	5,035	49	22	4,398	2,420
200-399	51	17	10	7,250	4,355	2,459	31	17	56,697	28,230	19,395	31	14	10	15,695	3,601	3,510	26	6	10,322	1,650
400-799	5	3	(1)	2,600	1,625	(1)	5	3	20,080	14,920	(1)	5	3	(1)	2,055	7,500	(1)	5	(1)	1,050	(1)
800 and over	3	3	(1)	4,000	5,385	(1)	3	3	41,000	39,285	(1)	3	3	(1)	7,200	5,900	(1)	3	(1)	5,900	(1)
400-699	4	3	5	1,900	1,625	2,575	4	3	14,000	14,920	19,241	4	3	5	1,825	7,500	5,050	4	5	975	3,140
700 and over	4	3	3	4,700	5,385	5,700	4	3	47,080	39,285	47,700	4	3	3	7,430	5,900	9,700	4	3	5,975	6,000

Pike																				
Total	982	1,158	1,246	29,049	34,073	26,882	952	1,142	144,296	176,953	145,830	901	1,133	1,215	64,981	69,913	63,792	174	397	19,864	19,274
None	———	———	———	———	———	———	7	1	1,424	45	190	5	2	3	304	103	285	2	3	410	24
Under 25	537	584	1,180	7,343	8,319	20,806	510	574	33,079	34,091	108,822	474	566	1,146	16,164	22,525	49,817	43	347	1,233	12,331
25-49	318	411		10,183	13,173		309	404	43,395	64,105		300	403		21,560	26,945		73		3,176	
50-99	95	140	50	5,460	8,087	2,791	95	140	18,458	40,527	14,185	90	139	50	10,668	14,645	5,838	32	33	3,050	1,861
100-199	23	16	10	3,088	1,794	1,206	22	16	20,130	10,610	8,507	23	16	10	8,585	3,270	1,752	17	9	6,345	1,058
200-399	5	4	4	1,175	1,240	979	5	4	9,115	12,325	7,351	5	4	4	1,450	825	2,200	3	4	500	2,100
400 and over	4	3	2	1,800	1,460	1,100	4	3	18,695	15,250	6,775	4	3	2	6,250	1,600	3,900	4	1	5,150	1,900
Polk																				
Total	1,378	1,745	1,686	42,904	51,318	39,935	1,306	1,687	184,549	190,554	252,395	1,250	1,658	1,683	76,841	94,310	85,960	367	702	11,790	21,074
None	———	———	———	———	———	———	———	1	———	52	2,891	1	1	20	150	60	1,077	1	11	100	362
Under 25	607	786	1,532	9,093	11,786	29,879	555	739	40,345	48,587	191,659	509	723	1,509	21,841	28,271	67,868	120	598	3,085	15,905
25-49	535	691		17,179	22,196		519	682	75,875	81,964		513	670		32,331	40,206		157		4,775	
50-99	194	242	137	11,467	14,104	8,106	191	240	48,581	47,889	44,164	187	239	137	16,943	21,743	14,777	72	86	2,758	4,281
100-199	38	23	17	4,290	2,632	1,950	37	22	14,993	10,242	13,681	36	22	17	4,936	3,300	2,238	17	7	1,072	526
200 and over	4	3	———	875	600	———	4	3	4,755	1,820	———	4	3	———	640	730	———	———	———	———	———
Pulaski																				
Total	846	902	818	20,857	23,531	17,380	820	847	102,472	93,623	78,341	779	771	805	47,932	36,554	34,244	177	369	6,847	10,002
None	———	———	———	———	———	———	4	———	114	———	———	2	———	———	37	———	———	1	———	14	———
Under 25	520	517	754	6,769	7,211	13,009	495	486	32,967	21,694	57,653	463	420	741	16,920	12,263	27,988	70	334	1,437	7,794
25-49	251	286		7,924	9,136		246	267	40,488	38,300		241	259		18,525	13,893		74		2,111	
50-99	60	86	54	3,658	5,309	3,216	60	81	18,068	24,259	15,091	58	79	54	7,975	7,848	5,001	24	28	2,310	1,772
100-199	10	10	10	1,135	1,125	1,135	10	10	4,780	6,110	5,597	10	10	10	2,075	1,200	1,255	4	7	195	436
200 and over	5	3	———	1,371	750	———	5	3	6,055	3,260	———	5	3	———	2,400	1,350	———	4	———	780	———
Putnam																				
Total	757	997	876	20,303	24,838	19,104	739	971	136,546	71,196	112,928	692	933	854	46,301	45,645	38,275	153	305	7,989	8,580
None	———	———	———	———	———	———	1	———	120	———	390	———	———	2	———	———	130	———	2	———	145
Under 25	409	614	802	5,793	8,561	14,362	392	591	36,907	18,390	80,592	355	555	780	13,274	15,055	30,059	44	264	1,680	6,111
25-49	262	280		8,199	9,028		261	277	53,902	22,429		252	276		18,857	17,895		76		2,543	
50-99	71	88	68	4,396	5,200	4,117	70	88	30,417	19,938	27,024	70	87	66	8,165	9,645	6,911	25	34	1,030	1,719
100 and over	15	15	6	1,915	2,049	625	15	15	15,200	10,439	4,922	15	15	6	6,005	3,050	1,175	8	5	2,736	605
Quitman																				
Total	306	315	416	6,893	8,610	8,919	290	313	27,807	33,143	57,505	279	303	416	15,348	14,685	20,665	49	107	3,569	5,136
None	———	———	———	———	———	———	3	———	130	———	40	2	———	2	38	———	20	1	———	700	———
Under 25	203	201	376	2,564	2,608	5,925	188	199	11,023	8,289	37,129	191	191	374	5,970	4,529	14,800	26	85	439	2,971
25-49	73	75		2,220	2,381		70	75	9,319	8,704		66	74		5,435	4,117		13		1,745	
50-99	26	33	33	1,519	2,025	1,936	26	33	6,025	6,359	11,730	26	32	33	2,905	2,739	3,845	9	22	685	2,165
100 and over	4	6	7	590	1,596	1,058	3	6	1,310	9,791	8,606	4	6	7	1,000	3,300	2,000				
Rabun																				
Total	943	850	694	23,681	22,922	16,985	892	806	119,973	57,054	111,586	898	786	702	54,119	36,040	41,883	383	472	11,970	20,137
None	———	———	———	———	———	———	6	7	415	231	940	13	5	8	832	160	326	6	5	324	144
Under 25	533	443	628	7,692	6,270	12,403	489	397	36,583	17,131	82,216	483	383	628	20,213	11,559	33,824	168	414	3,625	16,700
25-49	322	307		10,147	9,695		311	302	50,820	21,457		315	300		22,572	14,672		151		4,529	
50-99	77	87	56	4,312	5,119	3,382	75	87	22,995	12,186	20,435	76	85	56	7,532	7,024	5,208	51	48	1,808	2,363
100 and over	11	13	10	1,530	1,838	1,200	11	13	9,160	6,049	7,995	11	13	10	2,970	2,625	2,525	7	5	1,684	930
Randolph																				
Total	1,636	1,732	1,701	35,839	40,711	34,422	1,562	1,677	158,187	149,679	194,111	1,535	1,636	1,671	70,620	68,148	68,119	328	477	8,684	13,265
None	———	———	———	———	———	———	———	6	———	163	188	———	6	2	———	132	90	———	3	———	40
Under 25	1,102	1,105	1,600	14,186	14,330	27,605	1,037	1,053	61,982	48,611	154,271	1,009	1,014	1,568	30,852	28,418	57,811	151	416	2,830	10,506
25-49	416	477		12,943	14,991		408	469	59,096	56,705		408	467		26,349	23,487		134		3,194	
50-99	100	123	88	5,805	7,032	5,093	99	122	23,754	27,385	29,046	100	122	88	9,299	9,637	8,353	37	49	1,590	2,089
100-199	14	22	12	1,705	2,758	1,424	14	22	7,575	13,105	7,606	14	22	12	2,170	4,074	1,665	3	8	580	530
200 and over	4	5	1	1,200	1,600	300	4	5	5,780	3,716	3,000	4	5	1	1,950	2,400	200	3	1	690	100

[1] Comparison with later censuses may be found in groups below beginning with 400-699.

COUNTY TABLE 1.—CHICKENS ON FARMS 1940, 1935, AND 1930; CHICKEN EGGS PRODUCED AND CHICKENS RAISED 1939, 1934, AND 1929; AND CHICKENS SOLD, 1939 AND 1929; CLASSIFIED BY NUMBER ON HAND—Continued

(Chickens on hand over 4 months old Apr. 1, 1940 and over 3 months old Jan. 1, 1935 and Apr. 1, 1930)

STATE OR COUNTY AND NUMBER OF CHICKENS ON HAND	CHICKENS ON HAND						CHICKEN EGGS PRODUCED					CHICKENS RAISED						CHICKENS SOLD			
	Farms reporting			Number			Farms reporting		Dozens			Farms reporting			Number			Farms reporting		Number	
	1940 (Apr. 1)	1935 (Jan. 1)	1930 (Apr. 1)	1940 (Apr. 1)	1935 (Jan. 1)	1930 (Apr. 1)	1939	1934	1939	1934	1929	1939	1934	1929	1939	1934	1929	1939	1929	1939	1929
GEORGIA—Con.																					
Richmond																					
Total	710	1,053	746	23,819	36,671	31,301	671	1,026	118,574	146,546	187,301	630	988	735	50,999	53,449	55,850	109	256	16,877	16,049
None	-----	-----	-----	-------	-------	-------	8	----	1,506	-------	2,060	8	-----	15	386	-------	1,261	5	2	165	220
Under 25	348	600	633	5,159	8,384	11,720	320	577	25,373	26,605	70,309	291	544	608	12,488	12,320	25,355	26	199	2,697	6,467
25-49	246	330		7,708	10,361		232	328	30,246	37,408		220	323		15,320	14,505		37		2,333	
50-99	85	85	72	5,098	5,072	4,338	81	84	22,413	16,938	21,378	81	84	71	10,611	6,173	9,555	22	29	4,133	1,932
100-199	26	20	21	3,154	2,365	2,493	25	19	14,404	7,085	13,043	25	19	21	6,460	2,858	2,686	14	13	3,722	695
200-399	1	6	9	200	1,350	2,265	1	6	1,500	2,329	17,810	1	6	9	500	2,150	2,155	1	5	250	560
400 and over	4	12	11	2,500	9,139	10,485	4	12	23,132	56,181	62,701	4	12	11	5,234	15,443	14,838	4	8	3,577	6,175
Rockdale																					
Total	754	719	769	27,864	23,346	19,647	726	705	200,570	75,054	114,795	712	680	763	54,575	39,171	35,830	237	174	16,273	6,136
None	-----	-----	-----	-------	-------	-------	3	----	235	-------	200	6	1	6	151	13	355	-----	1	-------	30
Under 25	367	288	695	5,325	4,344	14,068	342	276	28,869	13,557	77,620	329	260	684	14,110	9,032	26,585	79	136	1,579	3,517
25-49	272	319		8,761	10,278		268	318	45,982	33,403		264	307		16,621	17,071		97		2,744	
50-99	95	101	65	5,753	5,775	3,874	93	101	26,795	18,174	22,428	93	101	64	10,717	8,565	6,505	45	31	3,509	1,639
100-199	14	4	7	1,540	419	855	14	4	11,201	1,375	5,347	14	4	7	2,310	490	985	10	4	871	250
200-399	2	4	1	740	800	250	2	3	6,161	3,900	1,900	2	4	1	2,000	1,100	400	2	1	1,260	200
400-799	-----	3	(1)	-------	1,730	(1)	-----	3	-------	4,645	(1)	-----	3	(1)	-------	2,900	(1)	-----	(1)	-------	(1)
800 and over	4	-----	(1)	5,745	-------	(1)	4	-----	81,327	-------	(1)	4	-----	(1)	8,666	-------	(1)	4	(1)	6,310	(1)
400-699	-----	3	1	-------	1,730	600	-----	3	-------	4,645	7,300	-----	3	1	-------	2,900	1,000	-----	1	-------	500
700-999	1	-----	-----	845	-------	-------	1	-----	11,427	-------	-------	1	-----	-----	766	-------	-------	1	-----	1,010	-------
1000 and over	3	-----	-----	4,900	-------	-------	3	-----	69,900	-------	-------	3	-----	-----	7,900	-------	-------	3	-----	5,300	-------
Schley																					
Total	543	584	641	14,545	16,975	16,283	525	575	49,921	45,016	91,269	525	522	640	25,380	21,721	28,814	205	216	5,026	8,476
None	-----	-----	-----	-------	-------	-------	4	----	325	-------	1,600	4	-----	1	103	-------	75	-----	1	-------	400
Under 25	319	269	575	4,156	3,658	10,244	300	261	13,446	6,977	54,606	299	218	574	8,703	4,697	20,144	86	178	1,574	5,386
25-49	160	228		5,194	6,986		157	228	16,180	16,177		158	221		9,334	9,604		83		1,419	
50-99	52	79	56	3,046	4,611	3,209	52	78	9,175	12,762	15,858	52	75	55	4,547	5,445	5,532	26	32	954	1,690
100-199	7	6	6	875	720	680	7	6	3,435	1,800	3,405	7	6	6	878	1,675	805	5	3	154	250
200 and over	5	2	4	1,274	1,000	2,150	5	2	7,360	7,300	15,800	5	2	4	1,815	300	2,258	5	2	925	750
Screven																					
Total	2,167	2,531	2,099	69,004	70,677	48,699	2,067	2,488	406,527	223,517	205,470	2,087	2,369	2,042	145,734	127,071	98,965	528	778	24,997	23,307
None	-----	-----	-----	-------	-------	-------	----	1	-------	40	1,406	2	1	21	145	60	889	2	9	39	209
Under 25	1,209	1,387	1,891	15,268	19,092	33,846	1,126	1,351	85,103	52,377	126,389	1,136	1,248	1,814	39,549	36,761	71,821	201	641	4,022	15,989
25-49	636	800		20,205	24,898		623	794	122,912	72,773		629	782		47,323	46,680		187		5,768	
50-99	238	276	175	14,583	16,287	10,378	234	276	71,478	53,992	50,307	236	272	175	28,360	28,630	19,360	88	100	4,910	4,737
100-199	61	55	29	7,175	6,175	3,275	61	53	30,557	24,307	17,668	61	54	29	10,545	9,965	5,670	30	25	2,230	2,247
200-399	15	11	3	4,173	2,625	600	15	11	30,537	6,895	3,880	15	10	2	8,662	3,675	775	13	2	3,728	400
400-799	5	1	(1)	2,600	600	(1)	5	1	20,640	4,800	(1)	5	1	(1)	5,650	800	(1)	4	(1)	3,000	(1)
800 and over	3	1	(1)	5,000	1,000	(1)	3	1	45,300	8,333	(1)	3	1	(1)	5,500	500	(1)	3	(1)	1,300	(1)
400-699	4	1	1	1,900	600	600	4	1	15,960	4,800	5,320	4	1	1	4,050	800	450	3	1	2,300	325
700-999	1	-----	-----	700	-------	-------	1	-----	4,680	-------	-------	1	-----	-----	1,600	-------	-------	1	-----	700	-------
1000 and over	3	1	-----	5,000	1,000	-------	3	1	45,300	8,333	-------	3	1	-----	5,500	500	-------	3	-----	1,300	-------

Seminole																				
Total	806	858	763	27,086	28,052	18,601	735	835	158,660	129,333	100,269	715	799	732	52,187	38,999	30,518	285	310	16,146	8,701
None							3		1,330		332	3		4	246		125	2	1	66	50
Under 25	444	415	694	5,847	5,879	13,682	379	394	31,342	23,423	73,536	359	367	660	14,126	9,685	24,687	115	271	3,156	6,870
25-49	243	307		7,721	10,037		235	305	40,487	37,698		236	298		15,157	13,180		101		3,722	
50-99	74	103	57	4,561	5,971	3,304	73	103	25,185	21,933	15,866	72	101	56	10,242	8,115	4,186	41	34	3,935	1,351
100-199	28	24	11	3,932	2,915	1,215	28	24	26,221	13,726	6,885	28	24	11	5,146	3,682	1,120	15	3	1,652	250
200-399	13	7		2,975	1,850		13	7	21,135	15,353		13	7		5,005	3,037		7		2,425	
400 and over	4	2	1	2,050	1,400	400	4	2	12,960	17,200	3,650	4	2	1	2,265	1,300	400	4	1	1,190	200
Spalding																					
Total	747	864	932	22,680	25,194	23,323	686	802	110,576	74,717	145,486	707	807	911	45,441	51,912	53,485	186	398	12,137	20,166
None							2		180		1,388	6		6	287		460		2		24
Under 25	368	419	842	5,031	5,969	15,804	317	369	25,466	16,461	89,778	330	370	815	10,946	13,523	34,735	52	328	1,313	9,153
25-49	263	330		8,463	10,491		253	321	40,539	29,666		259	324		16,757	20,329		79		3,904	
50-99	97	93	76	5,625	5,494	4,667	95	93	25,305	17,175	26,092	94	93	76	12,006	13,460	8,105	45	56	4,975	3,081
100-199	12	17	9	1,346	1,990	1,030	12	16	7,475	7,765	8,013	11	16	9	2,595	2,930	2,535	6	8	795	1,796
200 and over	7	5	5	2,215	1,250	1,822	7	3	11,611	3,650	20,215	7	4	5	3,050	1,670	7,650	4	4	1,150	6,112
Stephens																					
Total	833	1,120	1,013	25,866	28,076	20,731	800	1,080	153,303	97,898	123,754	791	1,054	1,017	78,128	64,150	66,851	337	543	30,979	21,954
None							3	3	250	290	1,081	4	3	12	1,107	140	770	3	9	1,057	415
Under 25	479	666	974	7,264	9,660	17,378	451	625	40,147	32,241	102,409	438	604	966	30,195	25,309	58,327	161	506	12,236	18,447
25-49	294	367		9,197	11,345		287	365	42,503	34,935		292	362		21,333	25,184		137		4,452	
50-99	46	77	27	2,760	4,426	1,487	46	77	13,752	13,281	8,080	45	76	27	6,898	10,142	3,604	26	21	3,117	1,530
100-199	7	8	11	995	945	1,466	7	8	7,651	3,425	8,934	6	7	11	1,845	1,475	3,380	4	6	917	1,262
200-399	3	1		750	300		2	1	4,350	1,560		2	1		3,500	400		4	1	9,200	300
400 and over	4	1	1	4,900	1,400	400	4	1	44,650	12,166	3,250	4	1	1	13,250	1,500	750				
Stewart																					
Total	892	944	1,041	22,805	25,526	32,624	842	922	118,605	66,941	203,944	829	845	1,036	43,393	38,692	66,553	184	412	8,189	19,764
None							5		315		370	3		1	55		8	1	1	4	15
Under 25	551	596	914	7,116	8,097	16,044	507	576	33,513	12,556	86,576	493	526	908	15,487	13,079	37,852	82	320	1,437	7,252
25-49	243	253		7,638	8,007		234	252	35,366	17,618		256	231		15,266	12,121		63		2,414	
50-99	75	75	95	4,436	4,293	5,575	73	74	21,601	10,084	29,310	74	71	95	8,590	6,587	11,723	29	63	1,724	3,813
100-199	20	13	14	2,350	1,614	1,600	20	13	18,160	3,665	9,640	20	11	14	2,995	1,930	2,170	9	28	610	8,704
200 and over	3	7	18	1,265	3,515	9,405	3	7	9,850	23,018	78,048	3	6	18	1,000	4,975	14,800				
Sumter																					
Total	1,351	1,695	1,587	37,604	43,553	37,834	1,230	1,675	180,676	137,351	195,357	1,242	1,642	1,566	72,557	72,269	69,557	399	514	20,127	20,464
None							6	1	695	25	235	10	1	4	585	50	215	6	1	365	150
Under 25	761	994	1,414	9,311	13,132	24,156	654	974	46,020	54,352	117,935	666	949	1,389	18,854	23,653	47,447	154	404	3,169	11,293
25-49	397	497		12,764	15,756		383	496	58,509	50,621		380	492		24,918	27,953		144		5,128	
50-99	150	165	140	8,576	9,535	8,208	145	165	37,482	32,443	39,454	145	163	140	15,165	14,681	12,535	69	85	4,297	4,371
100-199	34	33	23	3,783	3,780	2,705	33	33	16,683	14,110	16,428	32	31	23	7,235	4,482	5,915	20	17	3,168	3,100
200-399	5	6	8	1,350	1,350	1,915	5	6	6,425	5,800	14,305	5	6	8	1,900	1,450	2,295	2	6	950	950
400 and over	4		2	1,820		850	4		14,882		7,000	4		2	3,900		1,150	4	1	3,050	600
Talbot																					
Total	758	851	886	20,480	24,733	20,928	724	820	100,035	108,295	149,186	704	786	863	37,576	31,917	45,191	215	342	9,205	14,891
None							8		352		50	10		3	754		27	4		345	
Under 25	485	533	788	6,274	6,976	11,927	450	508	23,525	18,148	77,414	426	483	782	13,126	10,075	31,124	95	285	1,763	8,194
25-49	185	245		5,807	7,634		180	239	22,996	25,594		182	234		11,197	12,135		63		1,999	
50-99	61	50	53	3,772	3,003	3,214	59	50	18,643	10,950	20,282	59	49	53	6,389	4,407	5,678	30	38	1,958	2,072
100-199	22	10	16	2,777	1,180	1,932	22	10	20,109	4,275	13,945	22	8	16	4,255	710	2,637	18	11	1,990	1,050
200 and over	5	13	9	1,850	5,940	3,855	5	13	14,410	47,328	37,475	5	12	9	1,875	4,590	5,725	5	8	1,150	3,575

[1] Comparison with later censuses may be found in groups below beginning with 400-699.

COUNTY TABLE 1.—CHICKENS ON FARMS 1940, 1935, AND 1930; CHICKEN EGGS PRODUCED AND CHICKENS RAISED 1939, 1934, AND 1929; AND CHICKENS SOLD, 1939 AND 1929; CLASSIFIED BY NUMBER ON HAND—Continued

(Chickens on hand over 4 months old Apr. 1, 1940 and over 3 months old Jan. 1, 1935 and Apr. 1, 1930)

STATE OR COUNTY AND NUMBER OF CHICKENS ON HAND	CHICKENS ON HAND						CHICKEN EGGS PRODUCED					CHICKENS RAISED						CHICKENS SOLD			
	Farms reporting			Number			Farms reporting		Dozens			Farms reporting			Number			Farms reporting		Number	
	1940 (Apr. 1)	1935 (Jan. 1)	1930 (Apr. 1)	1940 (Apr. 1)	1935 (Jan. 1)	1930 (Apr. 1)	1939	1934	1939	1934	1929	1939	1934	1929	1939	1934	1929	1939	1929	1939	1929
GEORGIA—Con.																					
Taliaferro																					
Total	741	886	734	16,495	18,661	14,177	707	874	86,744	52,612	80,848	702	863	732	45,980	41,628	37,268	202	171	7,837	5,824
None	———	———	———	———	———	———	4	———	8,775	———	———	5	———	1	1,525	———	75	2	1	300	75
Under 25	497	589	707	6,535	7,809	11,882	462	580	32,128	21,929	63,118	455	570	704	20,077	19,835	32,477	104	155	1,838	4,253
25-49	195	240		6,224	7,195		192	238	29,857	20,348		193	236		16,212	14,598		71		3,358	
50-99	39	50	23	2,261	2,823	1,370	39	50	9,389	8,320	6,830	39	50	23	5,591	5,765	2,799	16	12	1,265	621
100 and over	10	7	4	1,475	834	925	10	6	6,595	2,015	10,900	10	7	4	2,575	1,430	1,917	9	3	1,076	875
Tattnall																					
Total	1,587	1,639	1,622	62,873	63,657	43,502	1,491	1,572	348,359	278,790	242,079	1,472	1,562	1,592	123,355	111,754	92,493	771	936	38,151	36,555
None	———	———	———	———	———	———	8	———	2,290	———	80	2	1	4	50	45	195	2	5	30	90
Under 25	622	519	1,428	9,150	7,901	30,364	542	468	42,453	29,638	169,933	542	458	1,394	27,108	20,194	69,843	232	786	7,105	26,267
25-49	578	687		18,757	22,811		557	675	88,590	91,723		556	674		39,715	42,063		300		9,881	
50-99	282	351	166	17,177	21,050	9,903	280	347	86,443	93,748	52,166	269	350	166	27,736	35,126	17,990	159	127	8,279	7,863
100-199	82	67	27	9,894	7,695	3,035	81	67	62,474	38,976	16,900	80	67	27	14,226	10,966	3,465	60	17	6,384	1,635
200-399	15	12	1	3,445	2,825	200	15	12	22,009	16,755	3,000	15	9	1	6,685	2,485	1,000	12	1	3,587	700
400 and over	8	3	———	4,450	1,375	———	8	3	44,100	7,950	———	8	3	———	7,835	875	———	6	———	2,885	———
Taylor																					
Total	1,016	1,112	1,050	56,951	42,491	25,778	987	1,087	435,257	198,242	172,236	958	990	1,042	102,311	64,740	58,307	316	432	42,087	16,618
None	———	———	———	———	———	———	3	———	3,120	———	30	4	———	3	850	———	256	4	2	440	43
Under 25	488	555	967	6,465	7,848	17,862	466	540	39,505	20,433	115,784	444	476	956	16,372	13,356	42,990	59	381	3,055	9,914
25-49	308	370		9,684	11,620		301	365	45,138	32,628		295	341		20,424	19,133		89		4,431	
50-99	98	127	66	5,970	7,532	3,861	95	124	31,562	29,746	21,907	93	114	66	10,589	10,481	6,781	53	36	3,869	1,866
100-199	57	28	12	7,557	3,510	1,380	57	26	58,395	18,149	9,645	57	27	12	15,400	4,495	4,080	50	8	7,779	2,155
200-399	43	26	3	11,160	7,116	775	43	26	106,213	48,943	5,365	43	26	3	17,893	11,075	850	40	3	11,000	790
400-799	13	4	(1)	6,315	1,965	(1)	13	4	53,760	15,217	(1)	13	4	(1)	7,383	2,600	(-)	13	(1)	4,182	(1)
800 and over	9	2	(1)	9,800	2,900	(1)	9	2	97,564	33,126	(1)	9	2	(1)	13,400	3,600	(1)	8	(1)	7,331	(1)
400-699	13	4	1	6,315	1,965	500	13	4	53,760	15,217	4,800	13	4	1	7,383	2,600	350	13	1	4,182	350
700-999	4	———	———	3,300	———	———	4	———	35,330	———	———	4	———	———	3,600	———	———	4	———	2,850	———
1000 and over	5	2	1	6,500	2,900	1,400	5	2	62,234	33,126	14,705	5	2	1	9,800	3,600	3,000	4	1	4,481	1,500
Telfair																					
Total	1,311	1,548	1,422	36,947	47,208	36,992	1,280	1,450	204,994	169,559	176,320	1,264	1,454	1,353	101,081	91,028	100,360	700	723	26,356	31,543
None	———	———	———	———	———	———	3	5	468	135	206	5	5	5	500	145	437	2	3	175	256
Under 25	706	753	1,274	10,210	10,730	24,952	679	679	58,538	31,570	114,986	663	678	1,200	36,756	26,488	74,226	326	605	8,359	21,142
25-49	450	562		14,203	17,558		444	544	72,131	63,056		442	545		39,307	36,666		268		9,338	
50-99	129	193	123	7,792	11,445	7,681	128	183	38,650	42,904	32,246	129	186	123	17,558	19,839	18,032	82	95	5,086	6,463
100-199	22	28	21	2,927	3,300	2,529	22	27	18,937	10,266	12,357	21	28	21	5,390	4,175	4,515	19	16	2,313	2,127
200-399	1	10	2	290	2,575	500	1	10	1,250	17,663	4,800	1	10	2	290	3,065	450	———	2	———	155
400 and over	3	2	2	1,525	1,600	1,330	3	2	15,020	3,965	11,725	3	2	2	1,280	650	2,700	3	2	1,085	1,400
Terrell																					
Total	1,679	1,637	1,794	32,645	35,810	29,611	1,572	1,591	118,930	110,161	189,202	1,564	1,571	1,789	60,648	64,082	67,547	329	664	9,536	16,556
None	———	———	———	———	———	———	7	———	650	———	367	8	———	3	216	———	187	1	2	10	75
Under 25	1,229	1,101	1,716	14,366	14,096	24,014	1,121	1,064	50,724	39,438	150,517	1,111	1,042	1,708	28,080	28,281	56,086	174	606	2,375	11,627
25-49	346	424		11,117	13,391		341	420	41,249	42,888		342	420		21,533	23,895		110		4,363	

50-99	91	93	65	5,487	5,453	3,949	90	89	19,970	17,325	25,039	90	90	65	8,989	8,920	6,964	39	45	2,468	1,919
100 and over	13	19	13	1,675	2,870	1,648	13	18	6,337	10,510	13,279	13	19	13	1,830	2,986	4,310	5	11	320	2,935
Thomas																					
Total	1,872	2,044	2,047	62,552	65,979	56,303	1,756	1,918	390,344	228,648	319,111	1,722	1,933	2,015	104,808	90,595	125,859	878	1,152	36,460	52,345
None	------	------	------	------	------	------	14	6	2,015	516	300	14	7	3	586	201	423	7	4	242	323
Under 25	941	922	1,789	12,816	13,094	34,513	842	837	74,993	35,960	185,488	814	845	1,758	28,257	20,859	84,253	345	960	6,485	31,715
25-49	611	761		19,445	24,077		585	724	115,209	75,654		584	736		33,767	35,124		319		10,332	
50-99	233	287	194	13,868	16,708	11,555	229	279	85,577	60,679	65,714	226	274	192	21,648	20,536	25,958	142	142	7,682	11,401
100-199	56	59	55	6,688	6,930	6,275	55	57	40,912	31,205	41,531	54	57	53	8,330	8,820	12,425	40	39	3,489	6,881
200-399	25	10	3	6,235	2,290	710	25	10	48,377	12,889	4,928	25	9	3	9,070	2,855	725	20	1	5,930	125
400 and over	6	5	6	3,500	2,880	3,250	6	5	23,261	11,745	21,150	5	5	6	3,150	2,200	4,075	5	6	2,300	1,900
Tift																					
Total	1,257	1,121	1,293	37,034	39,442	33,981	1,252	1,072	265,620	163,820	267,477	1,148	994	1,273	83,015	68,767	85,541	504	729	26,757	32,899
None	------	------	------	------	------	------	4	------	506	------	652	7	------	5	637	------	637	4	4	161	533
Under 25	625	438	1,152	8,849	6,616	23,106	602	411	72,464	22,460	177,805	530	361	1,127	22,868	12,276	63,156	184	613	5,522	22,597
25-49	449	469		14,459	15,054		443	457	100,492	54,857		433	426		31,190	26,325		215		8,435	
50-99	148	172	115	9,071	10,327	6,803	146	162	61,470	40,331	52,877	141	165	115	14,230	15,801	12,998	76	92	3,138	5,129
100-199	34	30	22	4,020	3,475	2,385	34	30	27,411	21,721	19,180	34	30	22	5,795	6,375	3,550	22	16	1,495	940
200 and over	3	12	4	635	3,970	1,687	3	12	3,277	24,451	16,963	3	12	4	8,295	7,990	5,200	3	4	8,006	3,700
Toombs																					
Total	1,467	1,474	1,658	43,113	47,876	37,488	1,404	1,432	251,529	123,609	212,692	1,385	1,393	1,655	130,979	93,433	107,084	513	736	24,981	31,091
None	------	------	------	------	------	------	2	------	100	------	20	4	------	1	487	------	75	2	1	120	40
Under 25	751	596	1,537	10,813	8,803	28,121	706	565	59,645	19,426	159,501	684	531	1,533	46,873	19,734	87,966	207	654	7,708	22,820
25-49	528	633		16,623	19,836		511	624	90,790	41,998		512	620		52,269	41,009		215		8,297	
50-99	158	196	105	9,372	11,460	6,459	155	194	54,357	22,724	35,746	155	193	105	20,630	20,498	15,158	71	70	3,276	6,213
100-199	22	39	12	2,470	4,445	1,380	22	39	14,237	9,241	9,905	22	39	12	4,480	7,630	2,460	11	7	1,500	1,220
200-399	4	8	2	900	1,982	600	4	8	6,270	10,220	3,120	4	8	2	1,650	3,187	750	4	2	1,075	275
400 and over	4	2	2	2,935	1,350	928	4	2	26,130	20,000	4,400	4	2	2	4,590	1,375	675	3	2	3,005	525
Towns																					
Total	706	811	643	21,821	27,293	19,869	697	792	144,579	147,182	146,641	677	768	641	34,186	42,792	47,743	570	567	15,722	26,805
None	------	------	------	------	------	------	2	1	210	175	------	3	1	------	47	50	------	2	------	24	------
Under 25	261	296	550	4,333	4,673	12,849	256	279	29,381	28,410	100,996	245	257	548	9,476	9,300	35,164	195	478	3,880	20,061
25-49	341	368		10,964	11,844		335	365	73,742	68,513		327	364		17,428	19,831		276		8,306	
50-99	97	137	76	5,644	7,980	4,701	97	137	36,259	40,712	30,555	95	136	76	6,645	11,411	8,792	90	75	3,197	4,839
100 and over	7	10	17	880	2,796	2,319	7	10	4,987	9,372	15,090	7	10	17	590	2,200	3,787	7	14	315	1,905
Treutlen																					
Total	777	809	972	21,198	22,368	19,737	737	796	90,287	41,054	93,735	747	778	969	61,347	43,482	52,018	262	321	9,438	9,726
None	------	------	------	------	------	------	4	1	126	10	------	4	1	------	157	40	------	2	------	70	------
Under 25	404	376	927	5,945	5,733	16,619	371	363	22,521	10,996	78,300	373	347	924	20,410	12,796	45,989	91	296	2,176	8,169
25-49	277	351		8,581	10,858		268	350	32,047	19,018		275	348		26,940	21,701		118		4,375	
50-99	81	70	40	4,597	4,002	2,433	79	70	20,711	7,085	11,915	80	70	40	10,540	7,155	5,129	40	21	1,707	1,087
100-199	12	9	4	1,250	975	485	12	9	7,191	1,175	2,470	12	9	4	2,200	1,360	800	8	3	835	405
200 and over	3	3	1	825	800	200	3	3	7,691	2,770	1,050	3	3	1	1,100	430	100	3	1	275	65
Troup																					
Total	1,144	1,707	1,598	29,019	42,719	40,228	1,095	1,576	124,834	179,153	222,230	1,095	1,513	1,599	70,670	70,768	106,717	254	621	17,694	29,487
None	------	------	------	------	------	------	4	3	336	392	100	4	4	5	148	230	942	1	4	12	544
Under 25	648	1,006	1,439	9,050	13,699	27,057	604	887	45,565	55,892	133,688	605	833	1,435	23,872	24,862	79,635	81	515	3,014	17,819
25-49	386	524		12,165	16,480		378	511	49,420	69,675		377	505		32,170	28,410		125		10,522	
50-99	89	149	131	4,949	8,657	7,620	88	147	19,592	40,019	43,355	88	143	131	10,415	13,804	16,035	35	80	2,718	5,107
100-199	17	23	23	1,905	2,632	2,581	17	23	7,421	9,975	16,267	17	23	23	2,935	2,132	4,270	9	18	1,088	2,342
200 and over	4	5	5	950	1,251	2,970	4	5	2,500	3,200	28,820	4	5	5	1,130	1,330	5,835	3	4	340	3,675
Turner																					
Total	1,096	1,074	1,115	32,504	35,788	28,261	1,003	1,017	190,257	133,217	142,057	1,008	1,010	1,107	63,761	51,887	64,889	334	526	13,663	21,350
None	------	------	------	------	------	------	4	4	763	495	360	8	5	2	380	347	100	5	1	122	35
Under 25	589	475	1,005	8,062	6,632	19,653	515	433	44,201	27,628	89,683	502	425	995	19,032	12,137	49,694	118	440	2,835	14,231
25-49	364	409		11,301	12,728		350	399	58,365	44,771		360	398		23,832	20,807		133		3,741	

[1] Comparison with later censuses may be found in groups below beginning with 400-699.

COUNTY TABLE 1.—CHICKENS ON FARMS 1940, 1935, AND 1930; CHICKEN EGGS PRODUCED AND CHICKENS RAISED 1939, 1934, AND 1929; AND CHICKENS SOLD, 1939 AND 1929; CLASSIFIED BY NUMBER ON HAND—Continued

(Chickens on hand over 4 months old Apr. 1, 1940 and over 3 months old Jan. 1, 1935 and Apr. 1, 1930)

STATE OR COUNTY AND NUMBER OF CHICKENS ON HAND	CHICKENS ON HAND						CHICKEN EGGS PRODUCED					CHICKENS RAISED						CHICKENS SOLD			
	Farms reporting			Number			Farms reporting		Dozens			Farms reporting			Number			Farms reporting		Number	
	1940 (Apr. 1)	1935 (Jan. 1)	1930 (Apr. 1)	1940 (Apr. 1)	1935 (Jan. 1)	1930 (Apr. 1)	1939	1934	1939	1934	1929	1939	1934	1929	1939	1934	1929	1939	1929	1939	1929
GEORGIA—Con.																					
Turner—Con.																					
50-99	108	152	90	6,631	8,921	5,298	100	144	32,411	33,779	26,361	103	145	90	10,633	12,492	9,270	55	68	2,099	3,515
100-199	24	28	17	2,798	3,461	2,035	23	27	16,067	12,544	9,915	24	27	17	4,679	3,205	2,705	14	14	1,795	1,118
200-399	8	5	2	2,087	1,446	525	8	5	18,370	6,701	3,488	8	5	2	4,005	1,099	620	7	2	2,266	451
400 and over	3	5	1	1,625	2,600	750	3	5	20,080	7,299	12,250	3	5	1	1,200	1,800	2,500	2	1	805	2,000
Twiggs																					
Total	961	806	871	21,305	17,984	19,269	903	780	86,542	39,068	96,088	907	716	870	37,650	22,503	31,876	219	406	5,720	9,848
None	———	———	———	———	———	———	2	———	138	———	30	1	———	2	20	———	25	1	———	12	———
Under 25	581	522	811	7,737	6,952	14,999	528	510	33,665	12,986	70,326	529	450	808	16,315	9,248	26,821	111	370	1,434	8,108
25-49	318	215		9,771	6,450		314	205	39,347	14,116		316	201		16,073	8,372		88		3,051	
50-99	59	60	50	3,482	3,487	3,011	56	57	11,776	9,941	17,530	58	57	50	5,092	3,748	3,733	19	36	1,223	1,740
100 and over	3	9	10	315	1,095	1,259	3	8	1,616	2,025	8,202	3	8	10	150	1,135	1,297				
Union																					
Total	1,256	1,282	1,066	57,295	49,135	39,481	1,228	1,210	375,759	239,895	275,491	1,183	1,152	1,058	68,242	63,400	67,962	850	833	29,470	36,982
None	———	———	———	———	———	———	8	1	489	200	2,675	8	1	6	468	50	420	7	6	408	311
Under 25	368	371	792	5,853	5,875	20,369	340	329	32,185	26,880	143,829	314	292	778	10,000	8,489	41,617	184	588	4,061	22,938
25-49	538	596		18,024	19,871		532	570	107,669	91,760		518	554		23,172	27,260		378		9,643	
50-99	260	258	239	15,890	15,659	14,638	259	254	99,260	78,365	98,575	254	249	239	16,128	19,507	20,826	205	209	6,989	11,333
100-199	70	51	30	8,833	5,720	3,260	69	50	62,703	30,485	23,169	69	50	30	8,684	5,799	3,685	59	25	4,032	1,770
200-399	12	5	5	2,820	1,210	1,214	12	5	24,178	6,720	7,243	12	5	5	3,902	1,595	1,214	9	5	1,037	630
400 and over	8	1	———	5,875	800	———	8	1	49,275	5,485	———	8	1	———	5,888	700	———	8	-----	3,300	———
Upson																					
Total	814	1,156	963	24,439	32,572	23,668	784	1,109	117,650	88,088	107,716	761	1,044	891	38,982	51,069	49,387	177	414	6,508	13,234
None	———	———	———	———	———	———	6	4	462	122	825	7	3	2	320	70	95	2	2	147	65
Under 25	396	622	882	5,354	8,325	17,441	372	581	25,632	19,950	76,262	360	525	808	10,946	15,813	39,759	67	360	1,024	10,060
25-49	295	402		9,487	13,027		286	393	44,244	33,189		276	387		15,134	20,480		65		2,077	
50-99	100	107	64	5,785	6,190	3,694	97	106	21,961	16,769	16,898	95	105	64	8,061	9,449	5,343	34	41	1,695	1,964
100-199	18	18	14	2,013	2,330	1,508	18	18	11,266	5,863	7,981	18	17	14	2,936	2,907	1,990	9	11	1,565	1,145
200 and over	5	7	3	1,800	2,700	1,025	5	7	14,085	12,195	5,750	5	7	3	1,585	2,350	2,200				
Walker																					
Total	2,097	2,298	2,075	68,312	79,870	69,428	1,933	2,100	366,779	366,994	450,624	1,881	1,942	2,083	111,174	113,423	129,603	755	1,119	31,369	43,803
None	———	———	———	———	———	———	13	10	1,517	2,097	583	20	10	13	946	519	1,344	8	9	189	834
Under 25	894	815	1,698	13,181	12,010	38,364	764	666	73,880	41,522	253,783	729	580	1,693	28,893	20,687	85,612	216	851	6,639	27,075
25-49	841	983		27,308	31,378		805	937	139,687	128,417		785	884		45,096	48,125		343		11,657	
50-99	296	421	300	17,335	24,952	18,136	287	409	87,784	112,574	107,481	282	394	300	22,274	31,714	26,655	147	203	5,638	9,661
100-199	54	69	64	6,288	7,865	7,233	52	68	32,682	33,624	38,625	53	65	64	7,243	9,653	8,267	32	46	2,667	2,988
200-399	8	8	10	2,050	1,865	2,595	8	8	11,052	19,060	20,337	8	7	10	5,172	1,425	3,575	5	7	3,575	1,445
400 and over	4	2	3	2,150	1,800	3,100	4	2	20,177	29,700	29,815	4	2	3	1,550	1,300	4,150	4	3	1,004	1,800

Walton																					
Total	2,139	2,348	2,514	58,548	61,519	55,971	2,079	2,284	338,347	183,391	279,863	2,008	2,231	2,471	151,884	139,885	135,469	796	1,083	33,155	35,358
None	—	—	—	—	—	—	3	—	135	—	753	3	1	6	145	10	315	1	5	6	173
Under 25	1,111	1,202	2,401	16,413	17,975	47,398	1,063	1,154	93,915	49,850	226,757	998	1,111	2,352	50,178	46,713	116,536	353	996	7,945	27,321
25-49	811	922		25,412	28,663		798	909	143,107	77,642		791	897		66,653	63,041		322		13,119	
50-99	177	203	94	10,456	11,635	5,503	175	201	55,734	37,483	29,992	176	201	94	22,778	23,201	11,265	91	64	5,795	3,732
100-199	29	18	15	3,372	1,870	1,825	29	17	18,507	7,326	12,436	29	18	15	7,180	4,120	5,053	19	15	3,075	3,132
200 and over	11	3	4	2,895	1,376	1,245	11	3	26,949	11,090	9,925	11	3	4	4,950	2,800	2,300	10	3	3,215	1,000
Ware																					
Total	956	950	831	34,803	31,876	28,538	922	891	207,733	121,726	173,135	905	880	822	81,138	48,343	50,597	359	394	28,882	16,434
None	—	—	—	—	—	—	8	9	2,520	807	375	7	9	2	4,102	377	100	6	2	3,305	45
Under 25	428	372	697	6,036	5,610	14,805	401	320	35,817	16,813	88,803	385	321	687	15,796	10,461	31,946	118	299	3,366	8,786
25-49	346	405		11,166	12,745		333	393	55,290	41,783		334	383		22,401	19,810		133		4,274	
50-99	142	138	100	8,375	8,321	5,935	141	135	39,283	28,694	32,243	139	135	100	15,763	11,987	8,841	70	68	4,332	2,848
100-199	31	29	25	3,748	3,225	3,148	30	28	22,187	13,493	19,778	31	27	25	5,826	3,058	3,910	23	18	1,967	1,570
200-399	3	3	4	725	775	1,000	3	3	4,036	7,500	7,800	3	2	4	1,550	800	1,800	3	3	1,123	885
400 and over	6	3	(1)	4,753	1,200	(1)	6	3	48,600	12,636	(1)	6	3	(1)	15,700	1,850	(1)	6	(1)	10,515	(1)
400-699	2	3	4	1,200	1,200	1,650	2	3	16,150	12,636	13,740	2	3	3	6,000	1,850	2,000	2	3	3,800	800
700 and over	4	—	1	3,553	—	2,000	4	—	32,450	—	10,396	4	—	1	9,700	—	2,000	4	1	6,715	1,500
Warren																					
Total	1,091	1,265	1,180	25,982	30,048	25,187	1,051	1,211	93,122	50,975	126,356	1,009	1,192	1,135	58,829	68,946	63,032	170	307	5,834	9,189
None	—	—	—	—	—	—	1	1	20	50	235	1	1	21	20	25	1,363	—	5	—	257
Under 25	627	733	1,085	8,453	9,306	18,646	593	682	28,779	14,371	94,426	561	666	1,020	21,096	22,727	50,561	64	252	1,307	6,107
25-49	366	409		11,464	12,875		361	407	41,149	23,214		353	404		25,722	30,767		70		1,786	
50-99	90	111	85	5,265	6,371	4,994	88	110	20,244	10,500	22,760	86	110	84	10,576	13,077	8,823	33	44	2,576	2,085
100 and over	8	12	10	800	1,496	1,547	8	11	2,930	2,840	8,935	8	11	10	1,415	2,350	2,285	3	6	165	740
Washington																					
Total	2,183	2,741	2,637	58,020	71,456	58,447	2,077	2,640	280,387	211,668	324,370	2,079	2,654	2,595	138,375	144,708	146,286	459	906	31,642	38,984
None	—	—	—	—	—	—	3	2	290	58	3,054	3	1	16	539	20	520	2	1	207	4
Under 25	1,183	1,568	2,478	16,768	21,414	42,005	1,101	1,479	76,729	56,879	198,136	1,098	1,494	2,420	50,486	48,821	108,503	150	801	9,248	19,907
25-49	748	905		22,771	28,372		726	892	106,881	78,129		730	892		53,555	59,002		202		10,015	
50-99	210	224	122	12,402	13,011	7,241	205	223	55,908	36,430	34,685	206	224	122	24,320	24,175	15,402	82	74	8,430	4,826
100-199	35	40	27	4,054	5,459	3,071	35	40	18,019	23,672	20,145	35	39	27	6,375	9,390	6,135	18	20	1,662	3,435
200 and over	7	4	10	2,025	3,200	6,130	7	4	22,560	16,500	68,350	7	4	10	3,100	3,300	15,726	5	10	2,060	10,810
Wayne																					
Total	894	947	938	40,911	44,526	37,625	872	940	309,424	184,337	289,295	846	874	882	69,794	57,023	67,363	500	500	28,733	32,596
None	—	—	—	—	—	—	2	2	125	70	365	2	2	2	60	412	304	—	2	—	310
Under 25	366	330	817	5,325	5,005	17,381	347	321	46,139	11,988	109,276	332	289	759	15,316	8,583	39,104	163	405	5,693	14,132
25-49	331	389		10,658	12,594		327	389	75,697	30,730		320	363		20,062	21,325		194		6,672	
50-99	126	174	83	7,401	10,209	4,924	125	174	43,256	32,035	30,125	124	172	83	11,062	11,082	7,586	88	62	4,353	2,595
100-199	44	28	20	5,247	3,403	2,300	44	28	35,592	10,094	16,323	42	27	20	8,454	4,001	2,540	30	14	4,510	1,319
200-399	18	13	13	4,830	3,325	3,887	18	13	36,230	21,045	26,906	17	10	13	6,340	3,230	6,929	16	12	2,845	4,140
400-799	6	8	(1)	3,450	3,790	(1)	6	8	26,260	15,350	(1)	6	7	(1)	3,650	3,390	(1)	6	(1)	1,910	(1)
800 and over	3	5	(1)	4,000	6,200	(1)	3	5	46,125	63,025	(1)	3	4	(1)	4,850	5,000	(1)	3	(1)	2,750	(1)
400-699	5	7	2	2,700	3,090	1,172	5	7	18,960	14,450	13,400	5	7	2	3,150	3,390	2,700	5	2	1,760	1,500
700 and over	4	6	3	4,750	6,900	7,961	4	6	53,425	63,925	92,900	4	4	3	5,350	5,000	8,200	4	3	2,900	8,600
Webster																					
Total	555	645	675	13,575	17,539	17,418	517	571	67,442	62,172	112,970	515	562	675	30,362	28,649	38,779	158	282	11,272	13,093
None	—	—	—	—	—	—	—	—	—	—	45	1	1	1	50	100	50	—	—	—	—
Under 25	323	412	630	4,208	6,370	11,851	294	348	21,281	15,775	67,461	289	339	629	7,639	11,083	26,708	48	255	649	5,582
25-49	181	154		5,764	5,401		174	150	28,527	17,781		175	149		15,798	10,371		77		7,019	
50-99	44	72	33	2,701	4,319	1,912	42	66	9,914	14,065	10,704	43	67	33	4,470	6,095	3,161	28	17	1,594	819
100 and over	7	7	12	902	1,449	3,655	7	7	7,720	14,551	34,760	7	6	12	2,405	1,000	8,860	5	10	2,010	6,692

[1] Comparison with later censuses may be found in groups below beginning with 400-699.

COUNTY TABLE 1.—CHICKENS ON FARMS 1940, 1935, AND 1930; CHICKEN EGGS PRODUCED AND CHICKENS RAISED 1939, 1934, AND 1929; AND CHICKENS SOLD, 1939 AND 1929; CLASSIFIED BY NUMBER ON HAND—Continued

(Chickens on hand over 4 months old Apr. 1, 1940 and over 3 months old Jan. 1, 1935 and Apr. 1, 1930)

STATE OR COUNTY AND NUMBER OF CHICKENS ON HAND	CHICKENS ON HAND						CHICKEN EGGS PRODUCED					CHICKENS RAISED						CHICKENS SOLD			
	Farms reporting			Number			Farms reporting		Dozens			Farms reporting			Number			Farms reporting		Number	
	1940 (Apr. 1)	1935 (Jan. 1)	1930 (Apr. 1)	1940 (Apr. 1)	1935 (Jan. 1)	1930 (Apr. 1)	1939	1934	1939	1934	1929	1939	1934	1929	1939	1934	1929	1939	1929	1939	1929
GEORGIA—Con.																					
Wheeler—Con.																					
Total	920	1,062	1,136	27,154	30,870	23,346	843	1,009	105,963	92,893	107,881	884	1,004	1,117	75,982	63,437	66,120	235	534	12,036	16,702
None	———	———	———	———	———	———	3	2	700	80	———	3	1	———	180	125	———	———	———	———	———
Under 25	476	503	1,079	7,067	7,238	19,397	415	457	24,199	19,774	86,494	445	454	1,060	23,772	15,905	58,775	66	495	2,019	14,910
25-49	349	428		11,091	13,629		334	423	38,759	41,702		343	421		32,615	29,385		125		4,893	
50-99	78	115	50	4,561	6,653	2,894	74	111	17,580	20,592	13,487	76	112	50	9,940	12,560	5,820	37	33	2,047	1,427
100-199	14	14	5	1,535	1,550	555	14	14	6,875	4,555	3,500	14	14	5	2,675	2,862	650	7	6	3,077	365
200 and over	3	2	2	2,900	1,800	500	3	2	17,850	6,190	4,400	3	2	2	6,800	2,600	875				
White																					
Total	859	961	838	22,785	29,400	22,057	817	924	134,950	124,246	105,143	805	876	757	59,936	48,834	33,844	451	359	31,986	10,075
None	———	———	———	———	———	———	1	———	30	———	50	2	———	1	90	———	50	2	1	40	30
Under 25	434	430	741	6,649	6,437	15,646	401	399	48,540	25,332	71,377	394	361	663	20,528	13,251	26,149	199	290	9,390	7,468
25-49	337	412		10,558	13,184		330	406	56,835	55,381		325	399		30,984	21,899		192		19,261	
50-99	81	105	86	4,703	6,099	5,181	78	105	24,163	25,688	26,792	77	103	82	7,099	9,149	6,375	53	61	2,825	2,187
100 and over	7	14	11	875	3,680	1,230	7	14	5,382	17,845	6,924	7	13	11	1,235	4,535	1,270	5	7	470	390
Whitfield																					
Total	1,463	1,829	1,599	45,758	62,549	49,668	1,412	1,733	262,487	236,958	344,106	1,330	1,710	1,603	84,425	87,975	89,611	640	945	37,052	33,391
None	———	———	———	———	———	———	7	1	513	30	1,749	10	3	10	355	57	315	5	6	108	170
Under 25	640	735	1,385	9,194	11,117	31,204	594	659	57,691	35,128	210,477	538	644	1,379	19,674	21,287	65,277	220	783	5,466	21,574
25-49	588	797		18,461	25,605		577	781	101,813	82,323		555	777		33,573	38,872		272		13,955	
50-99	192	255	187	11,168	14,956	11,099	191	252	57,304	52,671	61,854	185	249	187	16,492	19,505	14,850	113	134	8,496	6,012
100-199	33	32	21	3,735	3,612	2,390	33	31	21,965	12,919	15,424	32	29	21	9,045	3,804	2,369	20	17	5,470	1,310
200-399	7	4	3	1,800	1,050	800	7	4	12,401	3,317	3,210	7	4	3	2,500	1,625	1,450	7	2	985	400
400 and over	3	6	3	1,400	6,209	4,175	3	5	10,800	50,570	51,392	3	4	3	2,786	2,825	5,350	3	3	2,572	3,925
Wilcox																					
Total	1,284	1,517	1,502	37,271	39,362	33,353	1,238	1,468	170,554	130,578	167,638	1,214	1,421	1,499	75,498	58,922	73,908	336	665	10,446	21,226
None	———	———	———	———	———	———	2	3	105	220	156	1	3	2	50	220	56	1	2	40	65
Under 25	649	847	1,411	9,629	12,056	25,123	606	801	56,108	36,380	120,064	586	765	1,407	25,174	20,085	60,581	125	596	2,743	16,558
25-49	458	522		14,730	16,315		455	516	61,892	52,324		452	509		30,020	24,923		138		3,875	
50-99	144	123	67	8,667	7,351	4,080	142	123	33,831	27,849	20,345	143	122	66	15,469	10,850	7,766	53	46	2,728	2,082
100 and over	33	25	24	4,245	3,640	4,150	33	25	18,618	13,805	27,073	32	22	24	4,785	2,844	5,505	19	21	1,060	2,521
Wilkes																					
Total	1,636	2,065	2,025	46,131	57,130	40,295	1,585	2,026	250,965	174,889	203,471	1,603	2,003	2,016	120,371	133,912	126,328	550	750	36,289	28,115
None	———	———	———	———	———	———	6	14	648	655	227	9	13	6	243	547	252	1	2	10	22
Under 25	928	1,167	1,919	12,783	16,616	32,453	880	1,122	58,896	40,450	152,117	894	1,099	1,904	41,569	40,325	106,473	217	675	9,064	19,657
25-49	499	668		15,792	20,968		492	661	82,732	62,147		492	662		40,128	51,733		211		9,492	
50-99	163	183	84	9,632	10,711	4,810	161	182	53,820	34,362	32,185	162	183	84	20,526	23,627	11,358	83	57	6,676	3,516
100-199	36	34	20	4,570	3,900	2,397	36	34	27,798	14,650	15,072	36	34	20	10,080	8,080	6,845	29	14	5,722	4,270
200-399	7	8	2	1,854	1,910	635	7	8	13,291	10,025	3,870	7	7	2	3,325	2,300	1,400	6	2	1,725	650
400 and over	3	5	———	1,500	3,025	———	3	5	13,780	12,600	———	3	5	———	4,500	7,300	———	3	———	3,600	———

Wilkinson																				
Total	980	1,065	1,104	28,514	28,169	24,924	893	1,036	157,328	84,572	126,629	877	816	1,094	45,201	32,971	44,914	165	480	5,046	11,786
None	———	———	———	———	———	———	9	7	1,452	621	———	8	8	1	370	350	100	2	———	27	———
Under 25	525	531	1,021	7,359	7,477	19,736	453	500	42,450	16,606	98,163	444	410	1,010	14,243	10,105	36,644	67	422	1,429	8,982
25-49	332	419		10,589	13,089		313	415	57,683	38,322		307	316		17,447	15,403		71		2,197	
50-99	94	101	77	5,708	5,853	4,528	89	100	26,838	19,923	24,646	89	69	77	7,418	5,458	7,235	20	53	568	2,561
100-199	21	13	6	2,538	1,400	660	21	13	14,009	5,100	3,820	21	12	6	3,773	1,605	935				
200 and over	8	1	———	2,320	350	———	8	1	14,896	4,000	———	8	1	———	1,950	50	———	5	5	825	243
Worth																					
Total	2,338	2,169	2,094	54,692	61,678	49,439	2,157	2,068	221,654	212,753	306,491	2,195	2,030	1,789	110,275	103,586	112,368	663	678	17,733	27,946
None	———	———	———	———	———	———	26	3	1,474	230	266	25	3	3	996	85	95	8	2	276	20
Under 25	1,511	1,148	1,919	19,766	16,293	35,277	1,343	1,056	77,433	44,673	214,249	1,361	1,031	1,612	49,465	29,289	89,449	331	578	5,728	19,513
25-49	649	740		19,952	23,327		616	730	73,481	77,937		635	725		39,808	39,220		238		6,599	
50-99	146	230	141	8,640	13,504	7,917	141	228	34,183	48,794	44,704	142	222	140	12,536	25,039	14,687	64	77	2,209	4,674
100-199	24	41	24	2,784	4,676	2,839	23	41	8,348	18,875	18,042	24	40	24	3,545	5,450	4,992	14	17	1,011	2,299
200-399	5	6	8	1,125	1,560	2,206	5	6	8,047	9,021	14,530	5	6	8	1,425	2,477	2,550	5	5	960	940
400 and over	3	4	2	2,425	2,318	1,200	3	4	18,688	13,223	14,700	3	3	2	2,500	2,026	595	3	1	950	500
IDAHO																					
Total	33,961	34,983	32,462	1,966,856	1,980,065	1,989,328	31,053	32,803	14,724,766	13,630,054	16,399,376	29,028	28,056	32,076	3,320,404	2,729,148	3,370,662	10,797	12,902	1,018,797	1,124,225
None	———	———	———	———	———	———	320	147	115,514	38,832	119,303	377	170	290	52,618	15,458	38,100	252	234	36,125	29,828
Under 25	10,111	10,269	18,714	159,944	170,499	491,681	8,417	8,999	1,144,287	1,062,229	4,006,262	7,083	6,645	18,190	326,857	243,286	920,795	1,415	4,957	94,984	231,966
25-49	10,278	10,789		354,704	375,824		9,424	10,209	2,395,641	2,325,748		8,977	8,931		634,112	529,388		2,681		140,357	
50-99	8,658	9,094	8,895	544,913	562,440	564,616	8,180	8,762	3,676,908	3,686,675	4,316,698	7,962	8,015	8,790	921,173	778,201	916,113	3,536	4,341	228,654	255,709
100-199	3,481	3,489	3,439	423,380	417,779	421,714	3,320	3,374	3,101,779	2,817,375	3,397,123	3,247	3,098	3,410	662,505	557,445	664,574	1,942	2,230	202,490	225,405
200-399	1,101	1,027	1,018	272,427	250,700	254,525	1,063	1,003	2,217,093	1,897,948	2,156,714	1,053	905	1,003	390,185	332,710	421,348	726	792	134,111	167,712
400-799	271	250	(1)	136,271	123,224	(1)	268	245	1,315,475	1,028,161	(1)	268	230	(1)	190,731	162,540	(1)	191	(1)	80,535	(1)
800-1599	53	56	(1)	53,992	58,349	(1)	53	55	534,614	544,812	(1)	53	54	(1)	73,723	84,220	(1)	46	(1)	40,835	(1)
1600-3199	6	9	(1)	12,525	21,250	(1)	6	9	136,803	228,274	(1)	6	8	(1)	31,500	25,900	(1)	6	(1)	27,906	(1)
3200 and over	2	———	(1)	8,700	———	(1)	2	———	86,652	———	(1)	2	———	(1)	37,000	———	(1)	2	(1)	32,800	(1)
400-699	244	230	277	116,981	109,044	131,471	241	225	1,134,244	901,161	1,221,758	241	210	274	169,226	143,215	211,014	174	238	74,638	99,439
700-999	54	42	66	41,994	32,510	52,225	54	42	387,741	301,469	472,666	54	41	66	53,028	47,225	77,140	40	59	20,362	44,329
1000-2499	31	39	50	40,813	49,969	65,598	31	38	434,907	462,547	674,352	31	37	50	69,200	68,220	105,578	28	48	49,876	60,337
2500 and over	3	4	3	11,700	11,300	7,500	3	4	116,652	136,070	34,500	3	4	3	41,500	14,000	16,000	3	3	37,200	9,500
Ada																					
Total	2,177	2,084	1,958	128,760	140,371	145,005	1,962	1,853	969,302	948,973	1,313,038	1,904	1,843	1,848	266,341	233,547	252,584	811	942	91,789	99,712
None	———	———	———	———	———	———	22	12	13,615	3,362	10,296	33	15	23	3,715	1,647	6,453	21	17	6,751	5,162
Under 25	696	480	967	10,726	8,521	26,912	567	374	81,179	42,489	238,795	517	357	873	32,753	16,356	56,263	126	330	10,685	19,990
25-49	591	593		20,595	20,399		535	515	145,791	105,977		526	521		47,942	37,152		169		11,226	
50-99	554	603	578	35,074	37,310	37,453	516	562	243,186	243,100	321,679	512	566	553	67,106	62,794	61,195	268	311	16,783	21,027
100-199	228	284	281	27,825	33,877	34,671	219	272	201,675	246,698	313,013	214	264	271	48,735	54,543	54,679	139	179	15,027	22,713
200-399	84	94	101	20,674	23,214	25,829	80	88	137,679	162,723	248,595	78	90	98	32,260	35,640	44,594	67	81	11,854	16,399
400 and over	24	30	(1)	13,866	17,050	(1)	23	30	146,177	146,624	(1)	24	30	(1)	28,830	25,415	(1)	21	(1)	19,463	(1)
400-699	17	24	20	7,666	10,700	9,230	16	24	73,805	73,374	87,994	17	24	19	12,430	16,415	12,450	15	14	6,463	5,055
700 and over	7	6	11	6,200	6,350	10,910	7	6	72,372	73,250	92,666	7	6	11	16,400	9,000	16,950	6	10	13,000	9,366
Adams																					
Total	352	355	332	13,040	12,823	12,247	334	346	129,312	79,685	93,402	339	276	336	23,266	17,945	20,597	118	123	4,770	5,046
None	———	———	———	———	———	———	3	5	680	600	283	2	2	4	124	148	163	3	3	147	34
Under 25	131	159	251	2,112	2,734	6,748	116	149	21,782	17,013	49,073	121	104	251	4,773	3,765	11,969	27	85	707	2,665
25-49	145	151		5,134	4,581		144	128	50,568	32,360		144	111		9,089	6,998		44		1,719	
50-99	61	51	69	3,630	3,121	4,121	56	50	37,514	17,805	32,161	57	46	69	6,436	4,875	6,510	32	29	1,506	1,595
100-199	12	13	12	1,320	1,687	1,378	12	13	11,098	5,907	11,885	12	12	12	1,674	1,909	1,955	9	6	393	752
200 and over	3	1	———	844	700	———	3	1	7,670	6,000	———	3	1	———	1,170	250	———	3	———	298	———
Bannock																					
Total	1,178	1,357	1,207	73,500	82,996	91,371	1,062	1,288	516,607	518,996	721,491	954	893	1,225	110,111	88,470	150,641	254	393	34,064	56,724
None	———	———	———	———	———	———	10	9	3,231	2,030	8,821	12	6	31	1,230	171	2,700	6	13	450	1,328
Under 25	317	386	636	4,983	6,098	16,335	268	352	35,334	29,929	138,780	195	181	628	8,113	5,913	30,877	25	109	2,421	11,311
25-49	371	431		12,479	14,340		329	413	79,328	74,780		314	301		16,605	12,799		46		2,811	

[1] Comparison with later censuses may be found in groups below beginning with 400-699.

COUNTY TABLE 1.—CHICKENS ON FARMS 1940, 1935, AND 1930; CHICKEN EGGS PRODUCED AND CHICKENS RAISED 1939, 1934, AND 1929; AND CHICKENS SOLD, 1939 AND 1929; CLASSIFIED BY NUMBER ON HAND—Continued

(Chickens on hand over 4 months old Apr. 1, 1940 and over 3 months old Jan. 1, 1935 and Apr. 1, 1930)

STATE OR COUNTY AND NUMBER OF CHICKENS ON HAND	CHICKENS ON HAND						CHICKEN EGGS PRODUCED					CHICKENS RAISED						CHICKENS SOLD			
	Farms reporting			Number			Farms reporting		Dozens			Farms reporting			Number			Farms reporting		Number	
	1940 (Apr. 1)	1935 (Jan. 1)	1930 (Apr. 1)	1940 (Apr. 1)	1935 (Jan. 1)	1930 (Apr. 1)	1939	1934	1939	1934	1929	1939	1934	1929	1939	1934	1929	1939	1929	1939	1929
IDAHO—Continued																					
Bannock—Con.																					
50-99	279	327	346	17,281	19,697	21,570	259	309	105,270	113,345	169,470	241	235	344	27,156	16,861	28,355	76	122	8,186	6,660
100-199	146	139	140	18,207	17,375	17,065	133	131	125,014	107,290	137,414	132	110	139	24,577	20,365	25,536	66	78	8,232	7,359
200-399	54	55	54	13,350	13,836	12,981	52	55	112,961	103,018	96,443	49	45	53	17,530	21,086	22,638	29	42	5,190	8,301
400-799	8	16	(1)	4,200	7,800	(1)	8	16	33,044	70,239	(1)	8	13	(1)	10,100	9,075	(1)	6	(1)	6,774	(1)
800 and over	3	3	(1)	3,000	3,850	(1)	3	3	22,425	18,365	(1)	3	2	(1)	4,800	2,200	(1)				
400-699	7	14	21	3,500	6,400	10,122	7	14	30,344	54,189	82,304	7	11	20	9,100	7,350	19,960	6	29	6,774	21,765
700 and over	4	5	10	3,700	5,250	13,298	4	5	25,125	34,415	88,259	4	4	10	5,800	3,925	20,575				
Bear Lake																					
Total	456	579	567	24,516	27,366	33,999	423	561	167,823	193,392	289,343	389	465	557	34,795	35,993	50,071	110	128	9,281	13,534
None	———	———	———	———	———	———	3	2	375	2,160	3,395	4	2	2	970	72	49	4	3	1,132	264
Under 25	148	197	336	2,244	3,136	8,724	131	184	13,840	20,928	69,366	100	163	328	2,799	3,952	11,510	12	45	682	3,137
25-49	126	201		4,146	6,578		117	197	23,362	45,722		113	168		4,697	8,167		18		538	
50-99	118	111	135	7,300	6,608	8,550	110	109	40,712	36,518	65,335	110	91	133	10,502	9,932	12,761	44	36	2,059	1,561
100-199	48	47	58	5,976	5,502	6,975	46	46	44,221	46,314	56,574	46	29	58	9,002	8,370	10,167	23	22	2,775	2,392
200-399	12	22	36	2,950	5,010	8,850	12	22	22,523	37,430	86,289	12	12	34	5,115	5,500	14,234	9	22	2,095	6,180
400 and over	4	1	2	1,900	532	900	4	1	22,790	4,320	8,384	4	———	2	1,710	———	1,350				
Benewah																					
Total	471	510	403	21,350	22,494	18,842	438	490	176,818	161,968	156,448	406	362	403	34,654	29,671	29,956	138	136	10,832	8,568
None	———	———	———	———	———	———	11	3	2,302	172	———	8	1	———	459	100	———	5	2	152	100
Under 25	204	206	277	3,040	3,054	6,886	171	189	23,092	17,811	55,580	147	109	277	6,629	3,110	11,697	25	61	2,980	2,731
25-49	133	157		4,472	5,367		124	154	30,058	35,454		120	122		6,943	7,202		31		1,498	
50-99	89	100	88	5,634	6,220	5,811	88	97	41,011	47,183	44,057	87	87	88	9,978	8,419	9,327	47	45	2,901	2,220
100-199	33	34	28	3,964	3,930	3,421	32	34	30,675	30,297	33,549	32	31	28	5,590	5,090	5,368	21	21	1,684	2,356
200-399	9	11	9	2,170	2,663	2,224	9	11	23,020	20,451	19,462	9	10	9	2,455	4,300	3,144	9	7	1,617	1,161
400 and over	3	2	1	2,070	1,260	500	3	2	26,660	10,600	3,800	3	2	1	2,600	1,450	420				
Bingham																					
Total	1,704	1,883	1,671	103,962	95,549	91,891	1,538	1,799	717,560	645,006	784,122	1,414	1,528	1,657	145,186	126,541	147,321	414	512	29,861	44,392
None	———	———	———	———	———	———	20	10	8,834	1,846	3,922	15	17	13	1,375	970	2,863	16	10	977	2,561
Under 25	497	560	1,042	7,521	9,583	26,934	408	503	59,372	64,417	234,652	333	358	1,019	12,330	12,045	44,593	43	225	2,091	9,394
25-49	437	601		16,643	20,376		436	578	102,264	126,821		409	510		24,540	26,544		87		3,257	
50-99	427	509	431	27,038	31,230	27,103	396	498	158,778	199,599	224,400	384	456	428	38,566	40,975	37,930	130	160	6,135	8,063
100-199	200	159	137	24,104	18,473	17,045	187	156	175,393	107,795	140,890	183	140	136	34,703	21,377	26,808	86	71	7,653	7,975
200-399	75	49	46	18,693	11,717	11,174	73	49	131,006	94,938	98,216	72	43	46	23,472	16,230	17,338	40	33	5,723	7,229
400 and over	18	5	15	9,963	4,170	9,635	18	5	81,913	49,590	82,042	18	4	15	10,200	8,400	17,789	12	13	4,045	9,170
Blaine																					
Total	240	288	287	12,189	11,587	13,279	215	282	78,066	75,454	106,902	215	226	287	23,374	12,973	22,762	85	121	8,578	7,535
None	———	———	———	———	———	———	———	1	———	25	3,936	———	———	8	———	———	604	1	6	12	266
Under 25	60	93	187	975	1,725	5,065	47	88	6,450	9,711	38,956	44	58	182	1,792	1,690	10,332	7	59	543	3,939
25-49	86	109		3,137	3,852		77	107	18,932	23,565		80	93		7,398	5,083		26		2,782	
50-99	66	71	74	4,012	4,115	4,654	63	71	23,561	28,952	31,184	63	65	72	6,964	4,657	7,925	30	40	1,962	2,179
100-199	22	15	23	2,565	1,895	2,760	22	15	17,915	13,201	24,826	22	10	22	4,820	1,543	2,951	15	14	1,998	951
200 and over	6	———	3	1,500	———	800	6	———	11,208	———	8,000	6	———	3	2,400	———	950	6	2	1,281	200

Boise																				
Total	173	191	164	6,183	6,897	5,694	160	185	30,306	46,109	42,919	155	157	152	11,762	9,268	10,706	51	41	3,654	2,493
None							2	3	150	376	800	3	3	3	77	66	300		2		196
Under 25	64	80	134	964	1,313	3,384	54	75	5,046	8,252	25,148	50	50	119	1,485	1,744	6,476	7	31	174	1,422
25-49	70	73		2,334	2,482		65	71	10,676	12,273		63	70		4,761	3,717		25		1,643	
50-99	36	30	24	2,185	1,792	1,434	36	28	11,534	11,558	10,439	36	28	24	4,039	2,485	2,565	16	5	988	345
100 and over	3	8	6	700	1,310	876	3	8	2,900	13,650	6,532	3	6	6	1,400	1,256	1,365	3	3	849	530
Bonner																					
Total	1,116	1,061	773	39,984	36,930	42,686	1,008	939	306,244	294,865	425,551	954	786	777	72,613	41,759	68,587	346	322	28,500	25,392
None							12	8	5,006	528	1,594	16	8	6	2,031	244	325	7	8	1,015	347
Under 25	559	543	537	8,484	8,056	12,547	479	447	60,209	61,615	124,635	428	361	536	18,606	10,795	24,054	99	172	6,296	6,714
25-49	322	326		10,910	10,696		296	301	69,082	76,027		293	250		19,998	12,128		109		6,103	
50-99	183	149	153	11,455	9,136	9,565	170	143	79,012	72,742	84,395	168	131	152	18,574	9,615	13,733	93	77	7,447	5,060
100-199	39	22	44	4,895	2,652	5,534	39	19	42,922	19,815	53,122	37	19	44	7,665	2,800	7,860	26	34	3,387	3,281
200-399	10	15	25	2,790	3,790	6,871	9	15	27,076	38,130	72,312	9	14	25	3,464	4,377	10,959	9	20	2,522	4,520
400 and over	3	6	14	1,450	2,600	8,169	3	6	22,937	26,008	89,493	3	3	14	2,275	1,800	11,656	3	11	1,730	5,470
Bonneville																					
Total	1,246	1,277	1,272	88,386	69,688	66,117	1,149	1,207	431,338	430,061	491,325	1,137	1,078	1,274	116,347	88,610	105,685	345	424	31,824	25,459
None							4	1	661	186	3,400	9	4	12	514	875	919	4	7	143	578
Under 25	326	276	755	5,199	4,555	19,978	275	252	33,030	24,352	147,874	262	187	750	10,618	6,164	34,514	26	145	2,246	5,215
25-49	387	405		13,415	13,695		365	384	86,927	79,750		362	343		22,887	17,930		78		3,630	
50-99	366	419	359	22,499	25,836	22,544	346	398	147,544	159,169	162,382	345	378	356	36,962	32,167	35,933	133	168	7,686	8,416
100-199	132	154	134	15,758	18,212	15,885	125	150	95,284	117,452	120,373	125	144	132	26,396	22,169	25,264	82	87	8,250	7,502
200-399	28	18	20	6,825	4,240	4,610	28	17	37,607	24,827	33,109	28	17	20	10,970	4,530	4,905	16	14	4,544	1,748
400 and over	7	5	4	4,890	3,150	3,100	6	5	30,285	24,325	24,187	6	5	4	8,000	4,775	4,150	6	3	5,325	2,000
Boundary																					
Total	531	453	297	22,976	24,150	19,767	479	417	141,027	144,509	174,901	453	409	272	32,337	27,664	29,613	132	98	6,880	10,272
None							6	2	1,372	215	928	10	5	5	609	296	306	4	5	256	256
Under 25	223	215	187	3,410	3,324	4,730	193	194	19,526	16,616	40,204	172	199	157	6,066	4,618	7,041	29	31	1,080	1,195
25-49	168	118		5,785	9,148		151	107	30,086	39,588		147	105		8,586	10,328		58		1,107	
50-99	98	78	63	6,392	4,709	4,133	90	73	35,644	31,471	32,453	85	66	63	8,920	6,011	5,966	39	31	2,217	1,928
100-199	36	33	28	4,592	3,884	3,480	33	32	23,515	24,839	29,553	33	27	28	5,535	3,076	5,880	16	14	1,284	1,603
200 and over	6	9	19	2,797	3,085	7,424	6	9	30,884	31,780	71,763	6	7	19	2,621	3,135	10,420	6	17	936	5,290
Butte																					
Total	216	186	182	11,557	8,881	10,677	197	179	76,821	61,166	95,665	185	142	188	19,164	11,026	16,432	60	68	5,130	3,695
None							4	2	521	105	794	2		6	107		202	2	4	73	142
Under 25	63	61	100	1,009	1,011	2,610	49	58	5,332	6,684	21,492	49	37	100	1,615	728	4,417	6	23	564	1,040
25-49	58	67		1,945	2,310		53	62	13,763	14,203		47	52		3,792	2,461		17		1,458	
50-99	62	37	49	3,998	2,265	2,982	59	36	26,432	16,172	25,932	55	32	49	6,865	3,369	4,640	20	26	1,679	1,124
100-199	27	15	24	3,070	1,770	2,810	26	15	18,823	15,344	24,287	26	15	24	4,565	2,413	3,898	11	11	506	779
200 and over	6	6	9	1,535	1,525	2,275	6	6	11,950	8,678	23,160	6	6	9	2,220	2,055	3,275	4	4	850	610
Camas																					
Total	160	183	188	9,060	7,881	8,393	153	175	75,122	51,027	65,718	149	164	186	15,819	11,948	13,488	87	73	4,629	3,274
None											700	1		2	40		225		1		125
Under 25	30	63	133	563	1,135	3,867	26	58	4,871	6,712	29,283	26	48	129	869	1,488	6,837	8	45	188	1,665
25-49	50	68		1,830	2,553		47	66	14,921	15,811		45	64		3,659	3,966		26		1,339	
50-99	57	43	41	3,576	2,693	2,646	57	42	28,031	17,913	20,425	54	43	41	6,206	4,459	3,835	35	21	1,430	1,038
100 and over	23	9	14	3,091	1,500	1,880	23	9	27,299	10,591	15,310	23	9	14	5,045	2,035	2,591	18	6	1,672	446
Canyon																					
Total	3,039	3,047	2,925	194,583	222,503	233,837	2,792	2,773	1,469,473	1,613,027	1,991,510	2,703	2,512	2,901	408,258	353,150	419,455	1,235	1,628	148,779	171,831
None							31	9	9,182	5,237	23,322	47	18	22	6,759	2,008	7,737	26	20	4,390	5,092
Under 25	784	641	1,294	12,526	10,880	34,888	659	513	88,040	67,772	304,401	571	401	1,260	41,634	21,870	76,967	150	502	15,311	25,719
25-49	846	779		29,261	26,800		769	708	201,421	170,484		752	658		65,198	51,220		290		15,677	

[1] Comparison with later censuses may be found in groups below beginning with 400-699.

COUNTY TABLE 1.—CHICKENS ON FARMS 1940, 1935, AND 1930; CHICKEN EGGS PRODUCED AND CHICKENS RAISED 1939, 1934, AND 1929; AND CHICKENS SOLD, 1939 AND 1929; CLASSIFIED BY NUMBER ON HAND—Continued

(Chickens on hand over 4 months old Apr. 1, 1940 and over 3 months old Jan. 1, 1935 and Apr. 1, 1930)

STATE OR COUNTY AND NUMBER OF CHICKENS ON HAND	CHICKENS ON HAND						CHICKEN EGGS PRODUCED					CHICKENS RAISED						CHICKENS SOLD			
	Farms reporting			Number			Farms reporting		Dozens			Farms reporting			Number			Farms reporting		Number	
	1940 (Apr. 1)	1935 (Jan. 1)	1930 (Apr. 1)	1940 (Apr. 1)	1935 (Jan. 1)	1930 (Apr. 1)	1939	1934	1939	1934	1929	1939	1934	1929	1939	1934	1929	1939	1929	1939	1929
IDAHO—Continued																					
Canyon—Con.																					
50-99	862	976	939	54,778	61,662	60,727	812	924	384,495	398,268	458,903	813	854	932	106,185	99,679	108,583	411	548	27,713	37,614
100-199	410	460	470	49,037	55,181	58,217	391	436	381,019	370,286	454,073	390	402	467	89,972	80,179	94,078	254	365	30,579	37,950
200-399	108	142	160	26,404	34,530	40,605	101	136	214,575	255,360	343,791	101	131	158	39,735	46,894	71,369	81	135	14,158	35,923
400-799	21	37	(1)	10,287	17,970	(1)	21	35	81,036	146,767	(1)	21	36	(1)	13,175	29,280	(1)	15	(1)	3,733	(1)
800 and over	8	12	(1)	12,290	15,480	(1)	8	12	109,705	198,853	(1)	8	12	(1)	45,600	22,020	(1)	8	(1)	37,218	(1)
400-699	17	36	49	7,397	17,240	22,902	17	34	61,454	139,767	234,627	17	35	49	10,350	28,530	35,761	13	45	3,233	15,049
700-999	7	3	6	5,580	2,460	4,600	7	3	34,287	21,650	45,821	7	3	6	6,825	2,500	7,360	5	6	3,300	4,912
1000 and over	5	10	7	9,600	13,750	11,898	5	10	95,000	184,203	126,572	5	10	7	41,600	20,270	17,600	5	7	34,418	9,572
Caribou																					
Total	154	192	167	7,513	9,404	6,540	146	186	59,742	67,087	56,232	141	155	161	13,657	10,858	8,756	27	31	3,400	1,681
None	------	------	-----	-------	-------	-------	1	-----	525	-------	675	1	1	3	75	300	240	-----	2	-------	188
Under 25	48	68	118	711	1,148	2,907	42	67	6,501	9,983	25,893	39	45	109	1,397	1,312	3,776	3	12	624	299
25-49	44	56		1,542	1,982		41	53	12,497	12,658		40	46		2,505	1,942		1		175	
50-99	41	43	40	2,700	2,634	2,525	41	41	19,281	17,876	20,066	41	41	40	4,654	3,300	2,770	14	13	1,578	340
100 and over	21	25	9	2,560	3,640	1,108	21	25	20,938	26,570	9,598	20	22	9	5,026	4,004	1,970	9	4	1,023	874
Cassia																					
Total	1,077	1,063	1,138	48,518	46,793	58,907	974	981	324,904	261,216	430,381	917	845	1,128	69,887	57,253	95,406	249	397	15,923	28,794
None	------	------	-----	-------	-------	-------	4	2	880	390	1,377	4	-----	10	1,180	--------	1,000	3	10	575	566
Under 25	374	397	727	6,092	6,608	18,648	312	339	41,147	29,924	133,478	270	268	709	8,229	9,259	28,700	29	172	1,184	6,645
25-49	364	343		12,433	11,400		341	326	82,385	54,265		324	291		19,116	15,729		85		3,584	
50-99	256	225	293	15,542	13,602	18,354	241	217	95,071	67,823	123,211	240	204	291	22,348	16,234	29,488	91	130	6,065	8,023
100-199	60	77	87	7,161	8,718	10,905	53	76	48,758	53,376	84,774	56	64	87	9,463	9,131	18,293	29	58	2,174	6,030
200-399	20	16	21	4,990	3,915	4,910	20	16	38,023	33,850	33,166	20	13	21	6,351	4,500	9,425	9	19	1,051	3,415
400 and over	3	5	10	2,300	2,550	6,090	3	5	18,640	21,588	54,375	3	5	10	3,200	2,400	8,500	3	8	1,290	4,115
Clark																					
Total	68	83	83	2,979	3,352	3,390	66	84	22,716	23,158	21,030	57	77	67	3,430	4,219	3,281	13	15	256	376
None	------	------	-----	-------	-------	-------	1	1	208	360	32	1	1	1	17	80	48	-----	1	-------	36
Under 25	24	29	55	427	441	1,467	23	29	3,577	3,043	8,914	15	27	41	504	373	1,312	1	7	25	209
25-49	24	27		842	828		23	27	7,516	6,393		22	23		1,104	1,015		7		86	
50-99	12	19	24	710	1,165	1,410	11	19	4,950	7,152	8,424	11	18	21	740	1,781	1,442	2	6	80	107
100 and over	8	8	4	1,000	918	513	8	8	6,465	6,210	3,660	8	8	4	1,065	970	479	3	1	65	24
Clearwater																					
Total	442	475	371	20,016	18,068	15,710	397	462	135,899	136,457	118,053	380	410	366	25,679	22,223	22,804	148	126	7,457	7,507
None	------	------	-----	-------	-------	-------	5	2	1,597	780	845	3	2	5	175	100	274	1	5	30	334
Under 25	151	192	281	2,455	3,097	7,170	115	179	16,927	18,896	53,724	108	145	271	3,884	4,406	10,495	28	72	1,570	2,153
25-49	164	180		5,746	6,031		155	178	38,900	45,360		152	167		8,552	7,714		55		1,957	
50-99	94	80	68	5,893	4,935	4,192	91	80	37,391	36,063	26,916	86	74	68	7,289	5,381	5,100	44	28	1,663	1,055
100-199	22	16	13	2,632	1,980	1,573	21	16	19,749	13,403	11,768	21	16	13	2,764	2,602	2,685	13	12	992	1,129
200 and over	11	7	9	3,290	2,025	2,775	10	7	21,335	21,955	24,800	10	6	9	3,015	2,020	4,250	7	9	1,245	2,836

Custer																				
Total	287	260	272	12,343	10,463	12,883	267	251	100,173	72,523	114,563	241	211	276	18,176	15,043	20,506	54	69	3,515	5,368
None							3		1,130		430	2	2	4	236	300	160	1	4	25	115
Under 25	98	98	169	1,549	1,604	4,383	87	93	11,955	12,599	39,029	66	66	169	1,877	2,090	7,508	8	21	183	1,092
25-49	96	79		3,237	2,733		89	76	24,492	15,593		88	69		4,780	3,695		12		606	
50-99	70	66	75	4,086	4,101	4,760	67	65	29,989	28,486	42,228	63	57	75	5,988	5,748	6,315	21	27	894	1,780
100-199	16	14	26	1,820	1,425	3,270	15	14	15,804	10,485	29,982	15	14	26	2,645	2,110	5,823	7	16	817	2,256
200 and over	7	3	2	1,651	600	470	6	3	16,803	5,360	2,894	7	3	2	2,650	1,100	700	5	1	990	125
Elmore																					
Total	369	394	249	23,464	29,055	19,549	329	370	151,249	222,822	179,670	320	317	249	37,503	30,387	36,358	146	92	11,968	13,898
None							3	2	606	4,450		4	3		339	750		4		246	
Under 25	105	140	153	1,812	2,542	3,817	89	127	13,804	16,270	33,979	78	101	153	3,323	3,286	9,620	20	38	983	4,140
25-49	109	119		3,778	4,249		91	111	20,920	31,407		92	92		7,124	5,129		36		1,876	
50-99	83	68	58	5,154	4,171	3,682	79	64	31,516	28,282	27,531	78	61	58	11,303	3,781	6,565	44	24	2,990	1,181
100-199	46	38	19	5,375	4,808	2,375	41	37	32,072	36,132	19,773	43	33	19	7,164	4,201	3,823	24	14	2,365	1,031
200-399	23	16	10	5,695	4,185	2,550	23	16	42,191	27,586	21,447	22	14	10	6,550	4,140	4,550	15	8	2,056	1,321
400 and over	3	13	9	1,650	9,100	7,125	3	13	10,140	78,695	76,940	3	13	9	1,700	9,100	11,700	3	8	1,452	6,225
Franklin																					
Total	592	571	713	78,650	61,194	90,015	549	555	781,374	530,452	774,422	495	425	719	124,401	114,567	168,125	183	302	44,752	72,450
None							5	1	6,103	10	4,202	8		10	4,338		1,398	10	11	4,251	4,229
Under 25	147	163	285	2,182	2,567	7,150	126	156	17,772	18,492	63,838	101	43	284	4,790	1,436	13,736	12	43	1,583	3,225
25-49	128	147		4,041	4,736		115	143	32,855	36,062		106	122		5,983	7,849		23		1,560	
50-99	83	87	171	4,988	5,181	11,094	76	85	35,932	52,600	85,772	69	86	170	10,271	10,767	20,580	18	64	4,249	6,026
100-199	84	73	114	10,966	9,250	14,447	80	71	84,837	87,811	107,046	67	73	113	17,493	19,080	26,756	37	65	6,371	10,249
200-399	93	65	89	24,463	17,080	23,594	90	63	241,650	130,144	176,651	87	65	88	36,506	33,425	46,358	46	73	11,560	18,189
400-799	51	28	(1)	26,110	14,180	(1)	51	28	286,265	109,961	(1)	51	28	(1)	38,120	26,810	(1)	31	(1)	12,138	(1)
800 and over	6	8	(1)	5,900	8,200	(1)	6	8	75,960	95,372	(1)	6	8	(1)	6,900	15,200	(1)	6	(1)	3,040	(1)
400-699	45	24	37	21,800	11,330	18,680	45	24	237,125	92,096	203,951	45	24	37	33,380	21,310	34,223	29	30	11,738	16,767
700-999	9	8	12	6,810	6,050	9,550	9	8	75,300	60,065	85,627	9	8	12	6,640	12,700	17,424	5	11	1,090	8,615
1000 and over	3	4	5	3,400	5,000	5,500	3	4	49,800	53,172	47,335	3	4	5	5,000	8,000	7,650	3	5	2,350	5,150
Fremont																					
Total	657	654	677	36,622	34,265	34,372	616	608	265,148	215,313	265,901	557	475	680	52,647	40,294	50,892	151	161	8,576	9,837
None							6	3	1,622	200	1,810	4	3	5	429	394	254	3	2	205	50
Under 25	181	158	398	2,940	2,641	10,568	154	134	22,744	17,990	83,941	132	80	396	4,349	2,462	16,514	12	58	614	2,172
25-49	196	232		6,798	7,930		186	222	51,606	52,023		168	166		10,545	7,679		33		803	
50-99	181	178	196	11,575	11,289	11,924	175	169	77,011	67,076	85,551	161	149	196	16,369	12,612	16,830	48	62	1,970	2,627
100-199	81	74	72	9,482	8,615	8,505	77	69	66,647	45,829	65,759	74	67	72	13,050	11,078	12,139	42	34	2,892	3,078
200-399	15	9	9	3,427	2,080	2,075	15	8	26,313	18,432	16,360	15	7	9	4,605	3,369	3,080	10	4	1,022	910
400 and over	3	3	2	2,400	1,710	1,300	3	3	19,205	13,763	12,480	3	3	2	3,300	2,700	2,075	3	1	1,070	1,000
Gem																					
Total	695	672	595	36,751	35,943	34,095	629	643	298,886	212,399	305,135	604	566	599	62,359	49,972	66,165	212	296	16,166	25,918
None							3	2	161	1,600	4,632	7		12	258		2,523	3	11	55	2,081
Under 25	220	215	355	3,418	3,650	9,050	179	195	22,654	21,355	81,675	162	153	348	9,151	6,079	20,521	38	133	2,026	6,741
25-49	225	207		7,865	7,442		207	202	58,886	35,659		199	184		14,244	11,256		62		3,372	
50-99	158	160	138	9,679	9,772	8,587	148	154	68,011	53,389	73,431	145	148	137	16,299	15,232	17,362	55	80	3,259	6,546
100-199	64	63	79	7,555	7,479	9,593	64	63	71,925	45,404	86,421	63	59	79	10,650	10,170	15,959	34	54	3,223	7,060
200-399	22	23	20	5,165	5,470	5,040	22	23	49,539	34,815	39,098	22	18	20	8,942	4,935	7,800	16	17	3,591	3,290
400 and over	6	4	3	3,089	2,130	1,825	6	4	27,710	20,177	19,878	6	4	3	2,815	2,300	2,000	4	1	640	200
Gooding																					
Total	859	802	772	54,279	49,284	45,170	765	783	395,741	313,751	336,735	711	705	770	99,541	80,628	86,175	359	396	34,917	35,090
None							3	6	542	600	3,622	4	5	10	390	1,328	958	3	8	310	534
Under 25	193	192	423	3,100	3,251	11,639	154	173	25,776	16,098	92,199	123	139	412	8,620	6,940	26,218	38	154	4,569	9,793
25-49	255	244		8,805	8,488		226	227	64,148	45,472		212	220		20,712	14,565		84		8,795	
50-99	259	235	240	16,842	14,350	15,096	242	232	124,531	93,303	108,618	231	223	239	30,591	26,739	27,816	137	151	8,609	10,680

[1] Comparison with later censuses may be found in groups below beginning with 400-699.

COUNTY TABLE 1.—CHICKENS ON FARMS 1940, 1935, AND 1930; CHICKEN EGGS PRODUCED AND CHICKENS RAISED 1939, 1934, AND 1929; AND CHICKENS SOLD, 1939 AND 1929; CLASSIFIED BY NUMBER ON HAND—Continued

(Chickens on hand over 4 months old Apr. 1, 1940 and over 3 months old Jan. 1, 1935 and Apr. 1, 1930)

STATE OR COUNTY AND NUMBER OF CHICKENS ON HAND	CHICKENS ON HAND						CHICKEN EGGS PRODUCED					CHICKENS RAISED						CHICKENS SOLD			
	Farms reporting			Number			Farms reporting		Dozens			Farms reporting			Number			Farms reporting		Number	
	1940 (Apr. 1)	1935 (Jan. 1)	1930 (Apr. 1)	1940 (Apr. 1)	1935 (Jan. 1)	1930 (Apr. 1)	1939	1934	1939	1934	1929	1939	1934	1929	1939	1934	1929	1939	1929	1939	1929
IDAHO—Continued																					
Gooding—Con.																					
100-199	106	94	81	12,477	11,410	9,845	95	88	92,762	75,137	70,320	97	86	81	20,968	19,136	15,583	65	60	5,476	6,547
200-399	40	28	22	9,585	7,035	5,660	39	28	61,349	55,471	39,076	38	24	22	15,560	7,390	10,700	28	17	5,854	4,136
400 and over	6	9	(1)	3,470	4,750	(1)	6	9	26,633	27,670	(1)	6	8	(1)	2,900	4,530	(1)	4	(1)	1,304	(1)
400-699	3	7	6	1,270	3,150	2,930	3	7	8,600	22,230	22,900	3	7	6	1,850	3,230	4,900	4	6	1,304	3,400
700 and over	3	2	-----	2,200	1,600	-------	3	2	18,033	5,440	-------	3	1	-----	1,050	1,300	-------				
Idaho																					
Total	1,248	1,307	1,146	68,779	72,761	66,655	1,164	1,240	453,367	442,964	503,142	1,078	1,124	1,096	96,757	94,699	104,069	359	437	21,515	25,452
None	-----	-----	-----	-------	-------	-------	12	6	3,236	1,342	760	12	5	3	1,469	336	340	8	4	1,023	291
Under 25	341	368	630	5,679	6,301	16,998	285	325	37,598	40,015	115,473	235	265	591	7,897	9,299	28,903	35	148	1,148	4,495
25-49	380	382		13,377	13,522		351	364	86,750	78,619		332	329		19,066	17,766		77		2,849	
50-99	342	367	329	21,540	23,556	21,154	332	356	136,659	138,541	150,667	322	345	320	31,890	30,532	31,969	135	160	6,417	7,360
100-199	150	146	161	18,773	17,419	20,008	149	145	115,383	108,887	165,703	143	140	158	25,688	22,577	31,269	83	104	8,127	8,703
200-399	30	39	19	7,260	9,616	4,645	30	39	54,601	60,585	37,148	29	35	17	8,797	11,589	5,413	21	21	1,951	4,603
400 and over	5	5	7	2,150	2,347	3,850	5	5	19,140	14,975	33,391	5	5	7	1,950	2,600	6,175				
Jefferson																					
Total	993	955	878	65,799	51,910	44,359	890	868	498,162	304,137	341,077	823	733	875	105,872	61,108	74,771	257	277	33,234	15,705
None	-----	-----	-----	-------	-------	-------	17	2	6,371	150	220	14	2	2	1,723	50	57	10	1	1,074	20
Under 25	263	249	542	4,058	4,116	14,059	205	200	30,557	20,475	104,350	180	148	537	7,109	4,599	24,661	20	108	1,507	3,222
25-49	288	320		9,871	10,776		256	292	64,835	54,277		247	250		16,584	12,515		49		2,146	
50-99	258	266	230	15,959	16,175	14,665	240	257	99,383	97,871	109,599	215	226	230	25,180	19,186	23,953	77	95	4,556	4,311
100-199	135	86	91	17,504	10,033	10,860	127	84	130,172	67,325	87,432	123	78	91	27,476	11,573	17,845	68	61	8,105	5,070
200-399	40	26	11	9,787	6,110	2,725	36	25	92,471	43,514	22,816	36	22	11	16,278	6,765	5,145	24	8	6,761	2,100
400 and over	9	8	(1)	8,620	4,700	(1)	9	8	74,373	20,525	(1)	8	7	(1)	11,522	6,420	(1)	9	(1)	9,085	(1)
400-699	4	6	3	1,700	2,700	1,350	4	6	13,220	15,845	10,050	3	5	3	1,530	2,620	2,360	4	3	1,166	582
700 and over	5	2	1	6,920	2,000	700	5	2	61,153	4,680	6,610	5	2	1	9,992	3,800	750	5	1	7,919	400
Jerome																					
Total	804	879	844	46,220	47,524	48,463	722	850	304,641	355,106	406,202	660	778	841	80,953	77,148	82,961	255	314	20,493	23,056
None	-----	-----	-----	-------	-------	-------	10	6	1,640	1,424	4,318	13	8	8	807	576	616	5	6	179	349
Under 25	161	205	491	2,525	3,526	13,141	113	189	15,549	30,638	103,000	93	150	483	6,245	7,016	27,203	20	142	2,319	7,551
25-49	272	274		9,318	9,610		253	266	61,176	73,631		223	246		18,326	19,433		69		4,224	
50-99	253	306	255	15,731	18,763	16,137	233	297	104,971	149,647	117,798	225	286	253	28,858	29,163	26,508	99	107	6,815	5,544
100-199	95	79	72	11,406	9,175	8,705	90	77	71,073	60,918	74,532	85	74	72	17,917	14,635	12,919	53	41	5,265	3,636
200-399	15	12	18	3,640	3,000	4,430	15	12	27,562	17,110	38,134	13	11	17	5,125	4,025	6,415	9	18	1,691	5,976
400 and over	8	3	8	3,500	3,450	6,050	8	3	22,670	21,738	68,420	8	3	8	3,675	2,300	9,300				
Kootenai																					
Total	1,310	1,370	1,055	87,096	89,225	71,809	1,206	1,279	755,216	752,418	622,806	1,079	934	1,056	148,869	105,351	124,572	461	486	71,136	54,971
None	-----	-----	-----	-------	-------	-------	24	6	9,964	854	3,946	25	5	12	2,879	148	484	15	12	1,835	394
Under 25	532	546	702	7,904	8,393	17,154	450	481	55,546	59,049	151,637	361	275	693	16,193	8,667	33,877	87	221	8,994	9,831
25-49	352	384		11,869	12,943		321	363	70,424	86,569		305	290		20,230	14,825		102		5,881	

50-99	234	232	191	15,114	14,745	11,827	225	228	106,725	106,691	89,346	206	190	189	24,614	17,509	18,978	114	118	7,974	6,513
100-199	103	129	103	13,712	16,417	13,861	98	123	112,674	126,186	127,962	94	107	103	21,554	19,804	23,144	68	81	9,311	9,000
200-399	59	48	35	14,770	12,037	8,652	58	47	134,919	107,951	77,745	58	41	35	20,709	13,713	13,213	47	31	8,279	5,716
400-799	21	21	(1)	11,902	10,540	(1)	21	21	137,091	112,215	(1)	21	18	(1)	23,540	9,610	(1)	19	(1)	15,891	(1)
800-1599	6	8	(1)	5,900	8,850	(1)	6	8	67,270	104,893	(1)	6	8	(1)	7,150	13,875	(1)	6	(1)	4,465	(1)
1600 and over	3	2	(1)	5,925	5,300	(1)	3	2	60,603	47,910	(1)	3	2	(1)	12,000	7,200	(1)	3	(1)	8,506	(1)
400-699	18	20	11	9,682	9,840	5,400	18	20	115,697	107,215	46,869	18	17	11	21,290	8,610	6,225	16	10	14,295	3,400
700-999	6	4	6	4,820	3,150	4,715	6	4	50,117	35,910	46,896	6	4	6	6,450	4,450	7,675	6	6	4,201	6,757
1000 and over	6	7	7	9,425	11,700	10,200	6	7	99,150	121,893	78,405	6	7	7	14,950	17,625	20,976	6	7	10,366	13,360
Latah																					
Total	1,535	1,567	1,490	78,737	77,746	75,069	1,453	1,503	579,816	505,628	525,413	1,272	1,171	1,482	104,227	79,753	114,941	484	576	29,263	29,640
None							11	6	2,880	2,000	1,040	9	5	4	947	402	287	10	2	967	81
Under 25	475	431	893	7,602	7,188	23,853	416	385	50,353	48,128	169,743	319	256	891	10,162	9,157	39,628	74	236	2,057	7,606
25-49	483	511		16,719	18,141		463	495	111,930	111,665		408	381		21,285	17,855		131		4,072	
50-99	422	456	433	27,006	29,106	27,610	412	450	187,965	188,277	187,026	395	385	425	37,468	30,335	39,383	181	232	9,799	10,907
100-199	120	145	138	14,668	17,351	16,571	117	143	112,536	112,441	108,818	106	122	136	19,365	15,572	23,502	68	86	6,833	6,729
200-399	27	22	24	6,704	5,160	5,485	26	22	47,577	37,997	42,221	27	20	24	7,850	5,582	9,815	16	18	2,535	3,033
400-799	5	2	(1)	2,740	800	(1)	5	2	29,775	5,120	(1)	5	2	(1)	3,050	850	(1)	4	(1)	3,000	(1)
800 and over	3	------	(1)	3,300	--------	(1)	3	-----	36,800	---------	(1)	3	-----	(1)	4,100	--------	(1)				
400-699	4	2	1	1,990	800	600	4	2	23,025	5,120	4,165	4	2	1	2,050	850	450	4	2	3,000	1,284
700 and over	4	------	1	4,050	--------	950	4	-----	43,550	---------	12,400	4	-----	1	5,100	--------	1,876				
Lemhi																					
Total	441	485	421	23,543	23,338	23,224	416	467	224,602	176,431	195,340	355	390	381	36,605	30,783	32,771	162	135	11,847	9,557
None							2	3	400	345	4,500	4	4	6	76	150	522	2	3	42	350
Under 25	135	174	264	2,171	2,997	6,874	119	158	23,891	24,265	62,135	75	117	225	2,821	4,419	10,285	21	53	696	1,911
25-49	149	142		5,189	4,994		142	138	50,456	39,218		127	119		8,157	6,644		47		1,667	
50-99	103	118	103	6,311	7,327	6,597	99	117	55,260	52,207	53,079	97	103	98	10,152	8,770	8,792	51	42	2,931	2,031
100-199	38	37	40	4,592	4,505	4,768	38	37	46,789	33,159	37,741	36	35	39	7,870	6,720	6,952	27	25	2,975	2,425
200-399	11	13	10	2,630	3,115	2,460	11	13	24,954	24,112	17,865	11	11	10	4,129	3,680	4,695	10	8	1,646	1,815
400 and over	5	1	4	2,650	400	2,525	5	1	22,852	3,125	20,020	5	1	3	3,400	400	1,525	4	4	1,890	1,025
Lewis																					
Total	448	555	515	21,855	24,884	24,717	436	529	142,034	143,657	174,305	410	391	511	32,794	27,132	38,840	130	145	6,390	7,101
None							4	2	2,410	210	360	2	2	1	325	192	100	4	-----	400	--------
Under 25	93	157	341	1,603	2,859	9,168	84	142	10,048	13,581	56,612	72	71	336	2,164	2,518	16,018	14	69	299	2,588
25-49	181	205		6,521	7,511		176	197	39,759	45,939		170	163		10,328	8,032		45		1,466	
50-99	141	157	132	8,959	9,928	8,522	140	152	52,452	56,514	56,023	135	125	132	13,432	11,874	12,992	51	54	2,792	2,190
100-199	26	32	33	3,062	3,586	3,957	25	32	20,231	19,097	30,872	24	27	33	4,505	3,841	5,933	11	17	884	1,235
200 and over	7	4	9	1,710	1,000	3,070	7	4	17,134	8,316	30,438	7	3	9	2,040	675	3,797	5	5	549	1,088
Lincoln																					
Total	359	292	270	23,825	20,949	17,428	305	267	168,814	153,875	149,473	309	232	273	41,626	26,030	25,814	101	121	10,070	8,802
None							3	-----	1,365	---------	1,755	2	2	8	207	220	397	1	5	150	218
Under 25	70	69	150	1,175	1,116	3,911	55	59	7,232	6,182	32,402	48	30	147	2,861	962	6,920	12	46	859	1,831
25-49	124	90		4,370	3,114		101	82	26,789	18,647		104	79		8,502	5,346		24		1,463	
50-99	114	81	86	7,249	5,122	5,429	101	76	44,741	33,385	46,216	105	75	84	12,028	7,363	7,960	33	44	1,739	1,903
100-199	32	36	27	3,773	4,681	3,338	29	34	21,067	31,798	25,800	31	32	27	6,478	5,881	4,437	18	20	1,534	1,450
200-399	13	13	2	3,110	3,080	400	10	13	19,615	27,263	3,900	13	11	2	4,575	3,258	900	7	1	763	400
400-799	3	------	(1)	1,398	--------	(1)	3	-----	10,255	---------	(1)	3	-----	(1)	1,775	--------	(1)	3	(1)	1,270	(1)
800 and over	3	3	(1)	2,750	3,836	(1)	3	3	37,750	36,600	(1)	3	3	(1)	5,200	3,000	(1)	3	(1)	2,292	(1)
400-699	3	------	2	1,398	--------	1,000	3	-----	10,255	---------	8,100	3	-----	2	1,775	--------	1,500	3	2	1,270	700
700 and over	3	3	3	2,750	3,836	3,350	3	3	37,750	36,800	31,300	3	3	3	5,200	3,000	3,700	3	3	2,292	2,300
Madison																					
Total	647	680	604	32,620	31,708	28,820	559	636	235,914	183,641	241,403	527	502	601	54,563	36,587	40,968	143	162	13,572	9,107
None							8	4	4,178	685	538	7	2	5	643	410	112	3	3	506	43
Under 25	210	199	382	3,200	3,345	9,476	160	180	23,416	17,128	83,964	133	128	374	5,888	4,429	13,682	23	63	1,215	1,886
25-49	199	248		6,626	8,219		175	229	43,785	45,114		170	185		10,129	8,875		33		1,290	

[1] Comparison with later censuses may be found in groups below beginning with 400-699.

COUNTY TABLE 1.—CHICKENS ON FARMS 1940, 1935, AND 1930; CHICKEN EGGS PRODUCED AND CHICKENS RAISED 1939, 1934, AND 1929; AND CHICKENS SOLD, 1939 AND 1929; CLASSIFIED BY NUMBER ON HAND—Continued

(Chickens on hand over 4 months old Apr. 1, 1940 and over 3 months old Jan. 1, 1935 and Apr. 1, 1930)

STATE OR COUNTY AND NUMBER OF CHICKENS ON HAND	CHICKENS ON HAND						CHICKEN EGGS PRODUCED					CHICKENS RAISED						CHICKENS SOLD			
	Farms reporting			Number			Farms reporting		Dozens			Farms reporting			Number			Farms reporting		Number	
	1940 (Apr. 1)	1935 (Jan. 1)	1930 (Apr. 1)	1940 (Apr. 1)	1935 (Jan. 1)	1930 (Apr. 1)	1939	1934	1939	1934	1929	1939	1934	1929	1939	1934	1929	1939	1929	1939	1929
IDAHO—Continued																					
Madison—Con.																					
50-99	161	163	157	9,953	10,034	9,715	139	155	56,136	57,888	82,200	142	129	157	15,165	10,365	12,693	42	61	2,644	2,792
100-199	56	59	55	6,846	7,082	6,649	56	57	49,977	42,565	48,440	54	49	55	11,288	8,252	9,516	31	27	2,827	2,101
200-399	18	9	9	4,475	2,028	2,480	18	9	40,962	10,596	22,881	18	7	9	8,475	2,456	4,165	8	7	3,590	1,985
400 and over	3	2	1	1,520	1,000	500	3	2	17,460	9,665	3,380	3	2	1	2,975	1,800	800	3	1	1,500	300
Minidoka																					
Total	793	838	829	37,422	40,998	43,786	717	781	237,190	266,305	346,681	641	720	812	58,633	58,515	71,754	245	341	13,041	21,051
None	———	———	———	———	———	———	7	5	2,364	1,200	689	8	7	5	524	329	380	5	7	280	336
Under 25	227	251	500	3,698	4,451	13,782	184	212	20,054	19,292	118,020	139	188	484	6,484	6,849	24,467	35	155	1,707	5,671
25-49	290	291		10,055	9,803		261	273	58,762	56,755		237	253		17,200	15,059		75		3,168	
50-99	201	204	235	12,243	12,366	14,637	192	201	69,544	79,451	109,807	189	188	231	20,638	16,885	24,207	87	119	3,724	6,490
100-199	64	76	66	7,796	9,037	8,037	62	74	63,852	63,397	59,495	57	69	64	9,512	12,014	11,515	34	40	2,690	3,604
200 and over	11	16	28	3,630	5,341	7,330	11	16	22,614	46,210	58,670	11	15	28	4,275	7,379	11,185	9	20	1,472	4,950
Nez Perce																					
Total	1,073	1,164	1,110	47,494	53,720	54,367	962	1,130	300,144	378,366	456,179	925	1,000	1,109	78,667	72,244	92,005	321	400	19,518	26,776
None	———	———	———	———	———	———	8	4	910	189	1,915	5	5	11	391	555	1,073	7	11	388	729
Under 25	361	345	751	5,656	5,874	19,025	289	323	32,828	45,328	160,346	261	249	741	11,722	8,094	36,133	63	203	2,279	7,796
25-49	374	411		13,226	14,518		343	404	74,974	101,911		335	366		24,815	21,115		112		4,952	
50-99	240	310	264	14,930	18,961	16,503	225	304	92,955	125,939	117,265	227	286	262	24,482	26,174	26,624	82	118	5,911	7,388
100-199	77	77	72	8,975	9,217	8,652	77	76	58,782	65,759	72,101	77	73	72	12,249	11,448	13,008	46	49	4,559	4,489
200 and over	21	21	23	4,707	5,150	10,187	20	19	39,695	39,240	104,552	20	21	23	5,008	4,858	15,167	11	19	1,429	6,374
Oneida																					
Total	464	543	485	50,769	56,436	38,516	438	521	405,512	427,623	292,682	407	260	485	71,429	57,029	61,719	135	233	24,452	20,651
None	———	———	———	———	———	———	2	———	425	———	178	5	1	3	580	200	170	4	3	512	170
Under 25	97	94	198	1,483	1,465	5,632	84	83	10,127	7,507	49,076	75	37	196	1,761	1,796	10,588	4	56	169	2,641
25-49	111	149		3,615	4,828		106	147	27,773	30,577		93	60		5,000	3,642		18		1,758	
50-99	108	129	169	6,683	7,626	10,919	104	127	45,071	54,000	85,789	95	55	168	12,028	4,548	16,972	32	88	5,417	5,104
100-199	62	84	83	7,450	10,480	9,901	61	81	54,414	74,402	69,415	56	43	83	11,186	7,365	14,454	24	55	3,391	3,856
200-399	61	59	23	16,013	14,829	5,614	56	57	117,681	126,694	39,012	58	39	23	21,483	16,123	9,250	40	20	8,260	3,940
400-799	22	23	(1)	11,750	12,100	(1)	22	22	105,469	96,580	(1)	22	20	(1)	13,941	16,030	(1)	13	(1)	4,945	(1)
800 and over	3	5	(1)	3,775	5,108	(1)	3	4	44,552	37,863	(1)	3	5	(1)	5,450	7,325	(1)				
400-699	21	20	10	11,050	10,000	4,700	21	19	101,149	85,210	34,956	21	17	10	13,441	14,130	8,735	10	10	3,425	4,540
700-999	1	6	1	700	4,750	750	1	6	4,320	42,993	6,000	1	6	1	500	6,600	750	3	1	1,520	400
1000 and over	3	2	1	3,775	2,458	1,000	3	1	44,552	6,240	8,256	3	2	1	5,450	2,625	800				
Owyhee																					
Total	607	503	538	27,149	22,728	25,057	553	472	184,156	154,307	197,043	503	363	536	49,142	28,522	39,534	179	163	12,851	10,195
None	———	———	———	———	———	———	2	1	430	60	770	6	———	3	485	———	280	2	4	181	242
Under 25	235	185	359	3,570	2,990	8,940	192	165	22,599	21,856	76,500	150	107	357	7,356	4,456	16,178	25	77	1,844	3,415
25-49	184	148		6,339	5,134		176	142	44,586	36,285		170	111		12,429	6,537		54		3,186	
50-99	125	129	124	7,804	7,885	7,706	123	125	53,359	58,213	55,147	118	110	122	14,751	10,002	12,067	63	52	4,611	3,183
100-199	51	32	46	5,854	4,059	5,461	48	31	37,884	19,858	38,670	47	27	45	9,802	4,902	6,549	28	21	2,421	1,146
200 and over	12	9	9	3,582	2,660	2,950	12	8	25,298	18,035	25,956	12	8	9	4,319	2,625	4,460	7	9	608	2,209

Payette																				
Total	736	704	670	41,838	39,665	42,282	698	669	355,480	261,589	304,757	619	622	663	81,274	67,793	77,828	313	334	28,391	28,812
None							8		7,544		1,256	14		4	2,566		340	12	4	2,066	225
Under 25	187	191	377	3,161	3,482	9,982	167	172	31,066	24,031	66,488	112	150	368	6,305	7,107	21,120	39	123	1,792	4,671
25-49	243	213		8,809	7,665		229	206	70,927	53,285		210	195		18,542	14,257		89		4,036	
50-99	216	205	180	13,812	12,705	11,842	207	199	113,274	86,186	76,416	198	187	179	27,961	20,640	23,306	109	112	8,237	7,758
100-199	65	70	80	7,954	8,338	9,766	63	68	58,930	54,981	72,942	62	65	79	13,460	12,614	16,619	44	67	4,791	7,639
200-399	21	19	26	4,902	4,615	6,742	20	19	45,025	28,594	47,299	19	19	26	7,070	7,575	9,163	16	22	2,794	4,339
400 and over	4	6	7	3,200	2,860	3,950	4	5	28,714	14,512	40,356	4	6	7	5,370	5,600	7,280	4	6	4,675	4,180
Power																					
Total	390	439	442	25,509	26,322	27,343	372	423	198,267	176,046	211,825	348	375	444	34,996	31,132	45,777	111	172	4,924	9,875
None							1	2	300	45	209	1	1	5	30	25	472	2	4	74	375
Under 25	64	98	213	1,064	1,548	5,759	58	85	8,040	8,804	45,634	39	61	211	1,477	2,061	10,805	10	53	366	2,190
25-49	106	109		3,733	3,816		102	106	30,951	25,449		92	97		5,634	4,480		23		687	
50-99	138	147	154	8,995	9,074	10,037	134	145	67,461	64,902	81,132	134	136	153	12,687	12,141	15,916	44	70	1,502	2,757
100-199	70	76	62	8,310	9,355	7,843	65	76	61,638	57,281	60,067	70	72	62	12,184	10,215	12,991	27	35	2,083	2,850
200 and over	12	9	13	3,407	2,529	3,704	12	9	29,877	19,565	24,783	12	8	13	2,984	2,210	5,593	5	10	212	1,723
Shoshone																					
Total	134	160	122	6,330	7,937	6,839	125	147	41,758	51,919	62,138	122	117	122	10,165	10,352	13,488	46	46	3,567	5,021
None							5	4	2,513	1,420	825	6	4	2	809	440	470	3	2	416	270
Under 25	64	77	88	955	1,269	2,015	56	68	7,099	5,591	19,797	52	49	86	1,342	2,109	4,697	8	18	280	1,123
25-49	30	42		989	1,277		28	40	6,021	6,983		27	32		1,563	1,743		11		551	
50-99	23	19	22	1,361	1,056	1,424	19	15	7,133	4,068	11,155	21	15	22	2,391	1,310	2,466	11	14	687	728
100-199	10	12	3	1,125	1,485	415	10	10	7,138	9,225	3,480	10	10	3	1,700	2,000	410	7	3	718	154
200 and over	7	10	9	1,900	2,850	2,985	7	10	11,854	24,652	26,881	6	7	9	2,360	2,750	5,445	6	9	915	2,746
Teton																					
Total	346	356	349	16,720	13,242	16,559	291	337	74,511	90,960	125,996	302	281	346	25,094	15,218	22,951	44	72	2,559	4,501
None							2		852		338	2	1	1	400	35	24	1	1	55	72
Under 25	104	132	241	1,641	1,982	6,331	79	122	6,869	13,126	47,814	73	108	238	3,107	2,028	8,900	6	36	359	955
25-49	105	128		3,448	4,172		92	123	17,808	28,096		96	100		4,612	4,238		11		252	
50-99	95	81	81	5,803	4,988	5,128	80	77	24,965	34,613	36,578	92	65	80	8,765	6,358	5,904	14	22	715	624
100-199	33	12	18	3,770	1,350	2,310	29	12	18,467	8,925	16,216	31	6	18	5,350	1,409	3,873	9	9	873	1,410
200 and over	9	3	9	2,058	750	2,790	9	3	5,550	6,190	25,050	8	1	9	2,860	1,150	4,250	3	4	305	1,440
Twin Falls																					
Total	2,294	2,402	2,370	149,594	152,156	158,594	2,092	2,253	1,193,105	1,049,606	1,423,770	1,946	2,114	2,360	263,505	243,442	296,118	876	1,119	74,369	93,310
None							20	4	6,386	2,730	14,720	31	9	7	4,713	899	2,030	23	4	2,855	925
Under 25	540	484	1,173	9,109	8,142	32,315	440	400	68,529	51,790	291,057	351	329	1,162	18,002	14,996	77,084	94	382	4,179	20,346
25-49	613	685		21,214	24,049		542	652	138,717	158,289		509	618		41,178	43,220		176		9,018	
50-99	701	768	770	45,290	47,732	49,058	667	743	330,975	321,276	427,604	637	715	765	81,357	75,651	93,257	300	435	18,694	28,491
100-199	338	354	308	41,632	42,111	37,286	322	344	327,596	294,051	317,849	317	339	308	69,236	65,930	61,272	207	203	20,353	18,882
200-399	73	99	86	17,295	23,347	21,235	73	98	163,016	171,740	200,963	73	94	85	27,488	33,756	32,955	54	66	9,708	11,226
400-799	26	10	(1)	12,530	4,775	(1)	25	10	148,566	40,730	(1)	25	8	(1)	17,890	4,990	(1)	22	(1)	9,562	(1)
800 and over	3	2	(1)	2,524	2,000	(1)	3	2	11,320	9,000	(1)	3	2	(1)	3,641	4,000	(1)				
400-699	26	10	25	12,530	4,775	11,765	25	10	146,566	40,730	115,965	25	8	25	17,890	4,990	19,420	22	29	9,562	13,440
700 and over	3	2	8	2,524	2,000	6,935	3	2	11,320	9,000	55,612	3	2	8	3,641	4,000	10,100				
Valley																					
Total	212	259	193	11,941	12,296	9,614	200	244	106,441	87,499	72,931	173	164	167	18,305	13,954	14,618	69	54	6,751	3,597
None							5	1	1,013	150		4	1		317	25		2		38	
Under 25	69	107	135	1,069	1,779	3,268	59	100	9,323	8,832	24,256	41	51	111	1,299	1,702	4,848	3	21	101	337
25-49	63	79		2,186	2,679		58	74	17,146	14,886		52	54		3,594	2,932		22		1,054	
50-99	49	46	43	3,119	2,907	2,657	47	42	19,846	18,281	20,772	47	34	42	5,067	3,452	4,237	21	20	2,447	774
100-199	25	19	6	3,142	2,298	914	25	19	28,809	17,481	7,666	23	18	6	4,213	3,419	1,763	16	5	1,486	902
200 and over	6	8	9	2,425	2,633	2,775	6	8	30,304	27,869	20,237	6	6	8	3,815	2,424	3,770	5	8	1,625	1,584

[1] Comparison with later censuses may be found in groups below beginning with 400-699.

COUNTY TABLE 1.—CHICKENS ON FARMS 1940, 1935, AND 1930; CHICKEN EGGS PRODUCED AND CHICKENS RAISED 1939, 1934, AND 1929; AND CHICKENS SOLD, 1939 AND 1929; CLASSIFIED BY NUMBER ON HAND—Continued

(Chickens on hand over 4 months old Apr. 1, 1940 and over 3 months old Jan. 1, 1935 and Apr. 1, 1930)

STATE OR COUNTY AND NUMBER OF CHICKENS ON HAND	CHICKENS ON HAND						CHICKEN EGGS PRODUCED					CHICKENS RAISED						CHICKENS SOLD			
	Farms reporting			Number			Farms reporting		Dozens			Farms reporting			Number			Farms reporting		Number	
	1940 (Apr. 1)	1935 (Jan. 1)	1930 (Apr. 1)	1940 (Apr. 1)	1935 (Jan. 1)	1930 (Apr. 1)	1939	1934	1939	1934	1929	1939	1934	1929	1939	1934	1929	1939	1929	1939	1929
IDAHO—Continued																					
Washington																					
Total	868	905	868	52,435	46,583	51,391	806	790	443,985	348,571	391,756	749	758	838	105,621	78,347	98,797	378	421	45,353	38,199
None	—	—	—	—	—	—	7	5	1,030	796	1,150	7	8	3	2,280	617	245	6	3	1,889	174
Under 25	240	295	484	4,079	5,002	13,591	198	222	33,603	37,680	93,049	165	198	458	10,456	8,941	28,851	43	174	3,485	9,294
25-49	286	285		10,057	10,057		267	260	80,688	73,766		252	255		26,178	18,606		111		9,055	
50-99	239	245	285	15,030	14,790	18,132	232	230	121,626	112,880	118,116	227	221	279	31,948	26,070	34,303	142	174	10,993	11,666
100-199	67	65	77	7,981	7,409	9,366	66	59	55,497	45,232	70,233	62	62	77	13,305	10,653	16,403	44	55	4,464	5,877
200-399	27	9	15	6,688	2,100	3,662	27	9	66,271	20,380	28,534	27	9	14	9,054	2,960	5,855	23	9	4,177	2,976
400-799	5	2	(1)	2,200	1,050	(1)	5	1	18,270	4,500	(1)	5	2	(1)	4,200	1,600	(1)	5	(1)	3,190	(1)
800 and over	4	4	(1)	6,400	6,175	(1)	4	4	67,000	53,337	(1)	4	3	(1)	8,200	6,900	(1)	4	(1)	8,100	(1)
400-699	5	2	4	2,200	1,050	2,090	5	1	18,270	4,500	15,965	5	2	4	4,200	1,600	3,700	5	3	3,190	1,766
700-999	1	—	—	800	—	—	1	—	8,000	—	—	1	—	—	1,000	—	—	1	—	800	—
1000 and over	3	4	3	5,600	6,175	4,550	3	4	59,000	53,337	64,709	3	3	3	7,200	6,900	9,440	3	3	7,300	6,446
ILLINOIS																					
Total	193,554	215,363	202,310	17,646,507	20,768,479	22,081,902	183,125	207,143	112,943,850	109,540,562	136,829,559	177,886	201,857	200,430	31,643,609	33,400,659	38,125,130	137,095	167,136	13,450,009	18,405,007
None	—	—	—	—	—	—	1,357	614	569,180	168,132	361,770	1,746	798	943	443,308	136,556	161,831	1,565	862	378,249	115,953
Under 25	18,064	18,420	36,345	287,996	297,034	1,063,935	14,437	15,208	1,752,373	1,453,616	7,006,110	12,831	13,600	34,835	921,345	776,590	2,863,526	5,314	20,175	389,091	1,244,573
25-49	31,694	33,273		1,109,147	1,166,374		28,614	31,104	6,510,490	5,369,989		26,828	29,611		2,417,221	2,269,175		14,823		822,358	
50-99	63,759	68,922	60,999	4,238,867	4,551,723	4,159,092	60,546	66,853	26,216,565	22,401,988	25,841,689	59,035	65,429	60,250	8,372,587	8,018,393	8,422,271	45,306	49,193	3,261,631	3,805,410
100-199	64,492	73,365	79,104	8,063,913	9,209,282	10,138,869	62,913	72,198	51,514,309	48,241,175	60,629,992	62,252	71,524	78,656	13,851,433	14,645,183	17,086,124	56,074	72,384	5,991,044	8,412,242
200-399	14,454	19,608	23,732	3,360,026	4,601,096	5,614,866	14,179	19,413	21,761,489	26,106,819	35,048,992	14,122	19,166	23,630	4,745,571	6,287,910	7,955,712	13,028	22,504	2,137,880	3,952,125
400-799	978	1,643	(1)	453,446	778,070	(1)	967	1,623	3,377,260	4,882,436	(1)	961	1,603	(1)	615,805	1,042,572	(1)	880	(1)	301,704	(1)
800-1599	98	113	(1)	99,246	115,328	(1)	97	112	910,930	763,282	(1)	97	107	(1)	213,856	163,419	(1)	90	(1)	129,858	(1)
1600-3199	14	14	(1)	28,866	28,180	(1)	14	14	321,254	91,670	(1)	13	14	(1)	50,483	26,025	(1)	14	(1)	31,194	(1)
3200 and over	1	5	(1)	5,000	21,392	(1)	1	4	10,000	61,455	(1)	1	5	(1)	12,000	34,836	(1)	1	(1)	7,000	(1)
400-699	943	1,546	1,854	428,621	708,731	849,544	932	1,528	3,165,863	4,520,504	5,902,975	926	1,509	1,842	574,480	961,077	1,210,498	846	1,758	278,970	633,714
700-999	83	142	190	65,373	106,696	145,483	83	140	550,177	601,724	1,113,723	83	136	198	116,905	117,588	208,823	78	178	73,698	110,891
1000-2499	62	79	85	82,464	98,091	107,513	61	78	828,954	608,410	904,308	60	76	85	181,959	152,776	211,345	58	81	100,588	127,599
2500 and over	3	8	1	10,100	29,452	2,600	3	7	74,450	68,205	20,000	3	8	1	18,800	35,411	5,000	3	1	16,500	2,500
Adams																					
Total	3,035	3,358	3,319	245,541	252,229	310,087	2,860	3,241	1,517,248	1,397,683	1,891,893	2,844	3,198	3,299	483,132	475,273	580,955	2,264	2,733	197,579	290,312
None	—	—	—	—	—	—	13	9	2,145	3,430	5,228	13	13	19	1,880	1,775	2,465	9	19	1,387	1,791
Under 25	237	356	750	3,955	5,917	22,159	176	304	24,551	39,721	146,369	164	273	720	12,975	17,686	59,585	81	407	5,096	26,001
25-49	556	693		19,932	24,648		503	660	116,276	139,247		495	650		44,314	56,942		282		12,932	
50-99	1,169	1,281	1,107	76,983	83,763	74,840	1,118	1,257	487,334	467,490	451,472	1,116	1,247	1,102	167,053	166,371	163,432	900	921	64,847	77,751
100-199	956	905	1,220	116,557	108,160	153,499	938	889	722,385	578,647	876,050	940	893	1,217	210,003	188,222	267,971	882	1,151	90,221	138,505
200-399	113	113	229	25,864	25,286	53,369	108	112	151,607	141,834	366,339	112	112	228	44,607	38,902	79,727	106	222	22,596	42,019
400 and over	4	10	13	2,250	4,455	6,220	4	10	12,950	27,314	46,435	4	10	13	2,300	5,375	7,775	4	13	500	4,245
Alexander																					
Total	754	871	607	29,779	39,470	30,935	710	838	150,850	215,150	200,008	723	817	608	56,607	62,997	67,225	290	394	13,602	29,168
None	—	—	—	—	—	—	12	—	2,402	—	700	18	2	4	1,443	65	275	9	2	571	135
Under 25	309	261	383	4,790	4,160	9,529	276	239	21,567	19,669	57,987	276	221	380	13,288	8,996	27,813	60	216	1,901	11,516
25-49	247	311		8,419	10,187		235	301	45,593	52,271		241	300		17,722	18,404		109		4,008	

50-99	153	215	159	9,461	12,983	9,852	145	214	42,336	76,937	58,285	144	211	159	15,887	20,428	21,669	78	119	3,747	9,498
100-199	37	69	52	4,224	7,717	5,689	35	69	23,212	43,269	35,501	37	68	52	6,357	10,179	8,674	30	45	2,889	3,681
200 and over	8	15	13	2,885	4,423	5,865	7	15	15,740	23,004	47,535	7	15	13	1,910	4,925	8,794	4	12	486	4,338
Bond																					
Total	1,512	1,669	1,549	153,894	167,982	200,644	1,433	1,607	988,499	875,449	1,361,661	1,390	1,586	1,545	206,029	202,540	282,452	1,029	1,268	71,312	123,175
None	----	----	----	----	----	----	4	9	2,476	3,720	2,480	3	8	3	1,200	1,950	550	5	4	1,122	339
Under 25	118	108	166	1,930	1,838	5,022	88	82	14,124	7,046	33,230	78	87	164	4,731	3,471	14,133	35	97	1,937	7,423
25-49	208	224		7,127	7,999		182	206	41,120	37,435		173	201		11,452	12,170		76		2,371	
50-99	457	544	384	30,744	35,289	27,153	457	526	186,205	175,579	185,872	424	520	381	48,983	51,343	47,409	298	283	16,827	20,037
100-199	557	609	695	70,777	76,395	92,068	551	601	447,353	398,457	619,581	543	590	693	94,131	87,271	135,726	461	602	31,314	55,765
200-399	161	171	286	38,421	40,461	68,651	160	170	257,506	218,922	466,488	158	168	286	41,282	41,775	77,514	144	264	15,704	35,961
400 and over	11	13	18	4,895	6,000	7,750	11	13	39,715	34,290	54,010	11	12	18	4,250	4,560	7,120	10	18	2,037	3,650
Boone																					
Total	1,081	1,156	1,111	98,487	110,321	124,639	1,017	1,102	662,678	610,388	794,437	972	1,032	1,104	147,085	149,767	192,569	700	924	60,136	91,298
None	----	----	----	----	----	----	2	----	860	----	7,795	3	1	7	550	70	726	2	6	350	523
Under 25	73	71	146	1,101	992	4,321	60	51	6,941	2,947	26,381	55	35	140	4,247	1,039	8,754	23	75	2,016	3,633
25-49	182	187		6,373	6,367		162	176	33,482	27,899		145	154		9,807	8,072		78		3,703	
50-99	380	403	363	25,257	26,619	24,439	356	387	148,654	137,943	143,277	345	373	359	40,098	32,992	39,428	236	290	15,546	17,380
100-199	365	388	460	44,800	47,955	58,553	356	386	319,472	273,260	351,325	345	368	456	68,376	67,646	90,577	294	419	28,439	44,390
200-399	75	95	130	17,441	22,588	30,463	75	91	130,984	131,794	208,369	73	89	130	20,507	31,848	44,044	61	122	8,432	20,358
400 and over	6	12	12	3,515	5,800	6,863	6	11	22,285	36,545	57,290	6	12	12	3,500	8,100	9,040	6	12	1,650	5,014
Brown																					
Total	1,033	1,128	1,148	77,764	85,511	118,064	990	1,050	526,597	383,962	740,681	950	1,082	1,120	140,005	159,844	206,718	765	999	51,375	102,899
None	----	----	----	----	----	----	----	4	----	1,078	600	----	7	2	----	1,105	274	2	1	270	75
Under 25	99	105	158	1,479	1,561	4,876	85	75	10,505	9,354	31,467	68	77	147	5,716	5,648	14,134	30	109	2,612	7,423
25-49	211	189		7,451	6,673		197	166	51,774	27,914		180	175		16,759	14,553		118		5,696	
50-99	413	493	409	27,574	32,832	28,650	401	476	195,357	142,071	196,288	399	484	401	54,193	65,183	55,952	338	348	17,545	26,162
100-199	284	316	498	35,065	38,332	64,662	281	306	226,273	178,085	388,829	277	315	490	55,737	64,025	110,366	252	464	21,528	54,796
200 and over	26	25	83	6,195	6,113	19,876	26	23	42,688	25,460	123,497	26	24	80	7,600	9,330	25,992	25	77	3,724	14,443
Bureau																					
Total	2,816	3,021	2,938	266,828	314,588	329,258	2,674	2,962	1,683,804	1,366,820	1,902,800	2,528	2,859	2,925	523,046	540,629	575,478	2,144	2,419	247,402	290,002
None	----	----	----	----	----	----	18	7	7,443	1,342	5,074	19	10	16	4,105	3,310	3,065	19	12	2,295	1,819
Under 25	179	178	341	2,770	2,841	10,836	135	153	15,656	12,894	71,383	103	125	330	6,715	7,487	24,617	43	164	3,705	9,804
25-49	333	319		11,606	11,159		298	306	74,521	45,590		258	272		24,474	21,071		154		9,431	
50-99	1,016	949	884	67,905	63,757	61,240	965	935	436,035	284,182	376,115	902	899	872	142,898	110,219	119,896	751	706	65,621	57,291
100-199	1,087	1,296	1,395	134,770	162,705	177,562	1,062	1,285	856,743	700,633	981,290	1,048	1,277	1,390	261,049	288,449	310,817	992	1,240	124,984	162,893
200-399	183	252	299	41,407	57,566	68,895	178	250	242,396	255,919	404,322	181	249	298	71,895	89,603	104,043	168	280	54,261	52,330
400 and over	18	27	19	8,370	16,560	10,725	18	26	51,010	66,260	64,616	17	27	19	11,910	20,490	13,040	17	17	7,105	5,865
Calhoun																					
Total	939	1,032	1,004	79,974	93,533	116,133	906	1,014	560,756	450,543	713,346	911	981	997	134,671	142,473	184,839	713	885	52,187	90,541
None	----	----	----	----	----	----	1	2	730	324	200	2	1	2	486	400	192	1	1	450	125
Under 25	68	104	172	1,114	1,680	5,139	51	98	7,815	9,066	36,096	53	84	164	2,655	5,613	14,892	25	111	992	6,095
25-49	184	182		6,507	6,412		179	178	42,464	34,585		178	166		14,523	12,952		113		4,559	
50-99	334	333	288	22,232	21,526	19,572	327	328	161,876	101,887	120,235	327	323	287	39,352	39,556	39,119	260	248	14,142	17,923
100-199	292	313	364	36,411	39,585	47,208	288	309	261,035	184,766	283,333	290	307	364	59,980	52,399	70,189	257	345	24,628	33,085
200 and over	61	100	180	13,710	24,330	44,214	60	99	86,836	119,915	273,482	61	100	180	17,675	31,553	60,447	57	180	7,416	33,313
Carroll																					
Total	1,499	1,661	1,602	157,158	189,622	201,119	1,368	1,624	976,926	991,811	1,227,330	1,300	1,588	1,560	252,426	296,903	327,757	1,105	1,393	117,786	169,473
None	----	----	----	----	----	----	12	3	8,198	980	4,616	13	3	10	2,479	500	1,444	17	9	2,373	811
Under 25	84	77	134	1,282	1,178	4,056	54	69	6,733	7,439	23,179	41	58	119	3,081	3,477	7,554	20	75	1,889	3,577
25-49	179	177		6,325	6,125		139	166	33,114	38,182		119	157		8,830	9,990		69		3,649	
50-99	446	479	424	29,409	32,207	27,647	413	471	172,220	166,429	162,946	388	457	403	48,331	53,448	46,562	295	354	19,903	22,518
100-199	617	700	733	78,503	91,232	93,896	584	687	487,570	463,077	565,412	574	688	719	129,214	145,855	160,253	541	662	61,532	81,155
200-399	167	206	296	38,589	48,160	68,340	160	206	251,700	254,571	426,475	159	204	294	55,771	70,178	101,727	157	278	26,484	55,847
400 and over	6	22	15	3,050	10,720	7,180	6	22	17,391	61,133	44,702	6	21	15	4,720	13,455	10,217	6	15	1,956	5,565

[1] Comparison with later censuses may be found in groups below beginning with 400-699.

COUNTY TABLE 1.—CHICKENS ON FARMS 1940, 1935, AND 1930; CHICKEN EGGS PRODUCED AND CHICKENS RAISED 1939, 1934, AND 1929; AND CHICKENS SOLD, 1939 AND 1929; CLASSIFIED BY NUMBER ON HAND—Continued

(Chickens on hand over 4 months old Apr. 1, 1940 and over 3 months old Jan. 1, 1935 and Apr. 1, 1930)

STATE OR COUNTY AND NUMBER OF CHICKENS ON HAND	CHICKENS ON HAND						CHICKEN EGGS PRODUCED					CHICKENS RAISED						CHICKENS SOLD			
	Farms reporting			Number			Farms reporting		Dozens			Farms reporting			Number			Farms reporting		Number	
	1940 (Apr. 1)	1935 (Jan. 1)	1930 (Apr. 1)	1940 (Apr. 1)	1935 (Jan. 1)	1930 (Apr. 1)	1939	1934	1939	1934	1929	1939	1934	1929	1939	1934	1929	1939	1929	1939	1929
ILLINOIS—Con.																					
Cass																					
Total	958	1,077	993	82,581	102,257	101,046	918	1,060	578,289	480,374	614,600	910	1,048	959	153,065	171,996	170,066	717	764	62,336	68,376
None							4	2	2,391	120	6,600	4	4	3	610	1,350	422	3	2	305	232
Under 25	79	81	156	1,316	1,276	4,610	64	72	9,215	5,638	29,683	62	60	137	4,279	3,477	9,628	21	68	1,200	3,154
25-49	153	180		5,275	6,478		141	175	39,415	27,802		139	177		11,456	12,898		84		4,104	
50-99	377	374	362	24,441	24,842	24,416	362	371	159,656	115,086	141,184	362	369	351	46,793	46,074	44,587	284	270	15,965	15,558
100-199	284	346	377	35,159	43,392	46,994	282	344	235,612	206,120	282,008	278	343	371	62,297	70,208	79,900	263	333	26,588	31,804
200-399	62	83	92	14,690	19,893	21,894	62	83	115,750	93,830	131,165	62	83	91	24,930	30,014	31,022	59	85	12,974	15,503
400 and over	3	13	6	1,700	6,376	3,132	3	13	16,250	31,778	23,960	3	12	6	2,700	7,975	4,507	3	6	1,200	2,125
Champaign																					
Total	2,826	3,250	3,182	259,132	326,100	324,717	2,691	3,124	1,567,506	1,524,279	1,989,057	2,705	3,181	3,158	601,046	639,633	664,423	2,337	2,769	281,616	342,839
None							22	15	9,455	4,781	2,090	33	19	8	8,830	3,225	935	31	8	6,748	698
Under 25	131	174	464	2,155	2,797	14,388	93	138	13,285	20,033	94,781	100	144	447	11,018	11,018	43,587	59	272	5,008	27,392
25-49	378	379		13,385	13,480		332	347	80,067	58,796		325	349		42,234	28,764		220		18,742	
50-99	1,066	1,101	1,165	72,352	75,087	80,646	1,015	1,062	449,057	332,726	509,152	1,012	1,085	1,156	185,364	161,589	187,801	863	1,009	82,119	92,609
100-199	1,103	1,360	1,283	135,389	172,145	161,406	1,083	1,330	784,458	802,801	966,854	1,089	1,351	1,279	295,130	333,322	319,662	1,022	1,218	141,682	164,602
200-399	139	218	253	31,136	50,225	57,823	137	215	192,979	238,729	332,138	137	215	252	51,515	79,965	94,163	133	246	23,224	47,033
400 and over	9	18	17	4,715	12,366	10,454	9	17	38,225	66,413	84,042	9	18	16	6,955	21,750	18,275	9	16	4,093	10,505
Christian																					
Total	2,352	2,620	2,420	206,843	238,669	246,842	2,197	2,527	1,194,184	1,002,086	1,377,673	2,207	2,554	2,407	403,225	426,412	492,781	1,683	2,024	156,522	234,006
None							23	15	9,813	2,192	160	26	17	4	5,174	2,785	1,550	20	3	4,268	1,600
Under 25	171	200	385	2,759	3,358	11,671	109	161	14,243	17,053	71,258	117	156	375	10,505	9,396	40,883	43	220	4,825	18,040
25-49	343	343		12,039	12,038		303	313	59,923	44,964		286	324		28,378	27,456		156		9,564	
50-99	859	896	813	57,383	59,300	55,713	807	872	328,132	251,091	338,043	812	885	807	123,143	115,017	135,312	601	656	41,021	58,900
100-199	863	1,020	1,009	108,486	127,664	128,436	839	1,008	634,355	550,093	680,504	854	1,012	1,008	195,910	216,408	240,983	754	937	79,238	116,958
200 and over	116	161	213	26,176	36,309	51,022	116	158	147,718	136,693	287,708	112	160	213	40,115	55,350	74,053	109	208	17,606	38,508
Clark																					
Total	2,084	2,400	2,376	207,493	262,349	274,093	1,921	2,300	1,267,918	1,339,679	1,941,702	1,923	2,315	2,385	323,610	392,657	435,173	1,575	2,059	132,604	220,872
None							14	7	6,899	1,558	7,030	22	10	18	3,965	750	4,100	23	19	3,448	3,253
Under 25	178	149	458	2,762	2,451	13,395	127	120	15,434	9,206	96,540	123	128	455	8,680	8,479	37,099	72	306	3,842	17,173
25-49	274	289		9,740	10,262		234	271	50,909	45,043		224	265		19,422	22,976		131		6,488	
50-99	673	714	632	45,215	47,326	42,618	613	676	251,638	215,125	301,593	621	685	628	77,360	78,641	78,322	500	525	27,831	38,072
100-199	739	911	906	94,883	115,478	118,913	717	890	602,400	572,441	835,583	716	894	904	141,935	171,740	189,792	651	851	59,272	101,059
200-399	206	308	346	48,448	73,129	83,389	202	307	293,097	401,511	595,564	203	305	346	63,687	96,267	106,410	185	325	26,664	52,251
400 and over	14	29	34	6,445	13,703	15,778	14	29	47,541	94,795	105,392	14	28	34	8,561	13,804	19,450	13	33	5,059	9,064
Clay																					
Total	1,939	2,217	1,978	226,296	313,852	303,003	1,884	2,173	1,434,344	2,126,175	2,231,464	1,822	2,091	1,958	275,467	349,668	384,712	1,386	1,723	98,978	198,707
None							9	11	2,655	5,010	12,617	8	13	10	899	1,552	1,834	13	9	914	1,884
Under 25	113	123	227	1,891	2,027	6,581	95	104	12,146	16,154	44,925	81	92	209	5,658	5,362	16,139	37	138	2,856	7,612
25-49	211	183		7,399	6,506		192	170	41,978	46,848		181	158		13,070	10,641		92		3,782	
50-99	461	452	388	30,938	30,358	27,020	450	442	189,226	194,339	190,732	434	418	382	44,800	39,943	45,683	291	312	13,768	22,588

100-199	830	841	764	107,906	112,001	104,304	817	834	667,496	728,530	747,626	802	807	760	132,074	126,451	135,571	671	694	45,303	65,392
200-399	310	562	537	71,208	135,190	132,073	307	556	460,538	895,293	958,254	302	547	535	70,291	134,210	145,050	268	510	27,222	76,253
400 and over	14	56	62	6,954	27,770	33,025	14	56	60,305	240,001	277,310	14	56	62	8,675	31,509	40,435	14	60	5,133	24,978
Clinton																					
Total	1,655	1,812	1,696	298,936	317,420	326,761	1,612	1,787	2,176,573	2,135,934	2,184,767	1,586	1,718	1,668	354,779	382,489	398,014	1,295	1,480	129,201	178,437
None	———	———	———	———	———	———	12	———	8,441	———	725	9	1	3	2,905	125	195	11	2	2,504	66
Under 25	43	67	113	711	1,161	3,502	33	58	3,330	5,676	23,653	19	44	97	1,028	1,931	8,104	6	55	448	3,162
25-49	91	108		3,145	3,857		83	104	18,797	23,548		77	91		5,720	6,622		31		1,936	
50-99	233	273	221	15,755	18,522	15,179	217	268	94,937	105,616	102,127	215	252	216	24,653	26,015	27,212	135	165	6,122	11,352
100-199	593	642	593	78,325	86,645	81,791	581	638	560,800	572,651	545,967	578	623	585	105,971	110,116	108,716	491	518	37,120	45,299
200-399	575	619	641	141,515	156,562	164,886	567	616	1,033,759	1,055,352	1,097,412	568	606	640	155,322	181,173	179,941	510	617	56,349	85,501
400-799	112	99	(1)	51,735	46,173	(1)	111	99	381,027	324,626	(1)	112	97	(1)	50,080	50,507	(1)	104	(1)	19,122	(1)
800 and over	8	4	(1)	7,750	4,500	(1)	8	4	75,482	48,465	(1)	8	4	(1)	9,100	6,000	(1)	7	(1)	5,600	(1)
400-699	108	96	116	48,935	44,023	51,685	107	96	362,122	308,001	343,967	108	94	115	46,730	48,957	55,896	100	111	17,728	24,495
700-999	8	4	10	6,100	2,950	7,418	8	4	50,975	22,604	51,146	8	4	10	6,150	2,250	15,450	7	10	2,294	6,462
1000 and over	4	3	2	4,450	3,700	2,300	4	3	43,412	42,486	19,770	4	3	2	6,300	5,300	4,500	4	2	4,700	2,100
Coles																					
Total	1,855	2,142	2,072	151,162	196,980	201,167	1,825	2,078	987,342	891,799	1,259,197	1,785	2,081	1,979	345,912	389,329	410,413	1,495	1,787	163,847	199,059
None	———	———	———	———	———	———	18	8	7,028	2,335	4,160	27	8	13	4,728	920	1,900	23	14	2,718	1,613
Under 25	201	175	441	3,155	2,927	12,860	182	154	22,811	19,130	83,941	161	147	375	17,863	9,792	43,848	97	296	9,981	20,871
25-49	346	314		12,142	11,311		334	291	80,004	57,389		314	297		38,122	31,115		218		18,428	
50-99	633	724	698	41,741	48,323	47,607	621	709	276,895	213,567	311,471	612	710	668	103,049	102,500	113,689	520	599	44,480	53,977
100-199	577	776	734	70,572	95,956	92,905	573	763	450,966	427,427	565,590	573	767	725	143,625	185,992	177,424	545	685	70,018	86,054
200-399	91	139	192	20,637	31,688	44,695	90	139	132,308	148,941	272,417	91	139	191	33,150	51,598	68,782	85	186	15,855	34,149
400 and over	7	14	7	2,915	6,775	3,100	7	14	17,330	23,010	21,618	7	13	7	5,375	7,412	4,770	7	7	2,387	2,415
Cook																					
Total	2,778	2,880	2,632	229,595	207,842	261,816	2,576	2,695	1,395,117	915,840	1,677,399	2,401	2,106	2,596	397,513	283,975	446,117	1,108	1,512	171,678	190,915
None	———	———	———	———	———	———	36	22	13,862	1,401	3,829	60	25	11	43,545	1,127	3,839	28	6	38,072	3,100
Under 25	520	656	809	7,903	9,851	22,258	428	575	49,768	33,276	136,358	346	351	785	15,291	13,722	39,705	60	178	3,458	10,249
25-49	681	698		22,529	23,073		602	636	132,943	82,799		546	461		37,825	25,039		118		12,323	
50-99	771	795	757	49,003	48,986	48,770	732	757	279,757	193,927	309,250	685	631	744	73,638	63,258	83,544	337	441	21,155	29,518
100-199	566	555	749	70,054	67,275	95,502	552	533	420,812	313,803	599,747	540	488	742	114,908	93,974	149,933	390	601	42,672	61,594
200-399	190	144	254	44,729	33,715	60,356	178	140	267,531	172,835	370,428	177	122	251	67,845	47,556	100,210	155	223	31,030	45,989
400-799	36	23	(1)	17,070	11,242	(1)	34	23	98,074	70,590	(1)	33	19	(1)	24,261	22,203	(1)	28	(1)	13,568	(1)
800-1599	11	6	(1)	11,580	6,200	(1)	11	6	75,490	39,409	(1)	11	6	(1)	11,000	5,596	(1)	9	(1)	4,400	(1)
1600 and over	3	3	(1)	6,727	7,500	(1)	3	3	56,880	7,800	(1)	3	3	(1)	9,200	11,500	(1)	3	(1)	5,000	(1)
400-699	35	20	51	16,370	9,142	24,030	33	20	93,074	64,002	152,847	32	16	51	23,461	17,203	45,816	27	51	13,518	26,159
700-999	5	5	9	4,300	3,700	6,900	5	5	25,950	14,588	72,778	5	5	9	4,800	5,450	15,070	4	9	1,650	9,600
1000 and over	10	7	3	14,707	12,100	4,000	10	7	111,420	39,209	32,164	10	7	3	16,200	16,646	8,000	9	5	7,800	4,706
Crawford																					
Total	1,849	1,923	1,732	148,463	177,553	170,814	1,757	1,817	972,933	772,733	1,049,934	1,705	1,808	1,724	251,911	268,885	297,795	1,270	1,445	94,965	147,488
None	———	———	———	———	———	———	12	1	2,292	150	2,573	20	2	9	2,526	250	1,353	17	8	2,163	1,161
Under 25	237	153	406	3,516	2,551	11,938	197	112	19,162	8,067	80,352	158	104	394	10,347	6,747	55,668	62	229	2,911	16,298
25-49	368	324		12,996	11,463		335	294	83,860	44,203		317	296		29,090	24,016		171		8,517	
50-99	618	654	521	40,668	43,044	35,229	595	633	268,850	179,537	224,470	590	637	518	76,794	75,654	73,769	452	445	26,176	34,093
100-199	509	621	643	63,358	77,400	81,857	501	611	417,890	348,095	489,317	503	601	641	97,579	111,589	132,847	455	607	39,110	66,089
200-399	110	162	146	24,725	38,395	34,243	110	157	161,579	177,368	205,009	110	159	148	30,375	45,499	45,133	106	141	13,913	25,101
400 and over	7	9	16	3,200	4,700	7,547	7	9	19,300	15,315	48,213	7	9	16	5,200	5,150	9,025	7	15	2,175	4,746
Cumberland																					
Total	1,663	1,801	1,533	180,389	198,367	191,901	1,608	1,735	906,015	1,170,014	1,247,476	1,590	1,696	1,500	283,343	278,706	273,579	1,247	1,324	107,340	134,279
None	———	———	———	———	———	———	6	1	568	1,200	470	11	5	4	1,505	2,362	680	11	5	850	645
Under 25	151	128	267	2,432	2,205	7,557	131	97	12,010	10,618	48,629	145	86	241	8,010	5,215	21,266	48	160	2,343	9,089
25-49	207	228		7,391	8,078		201	213	32,814	44,216		177	202		15,777	14,321		99		5,237	
50-99	469	532	374	31,128	35,358	25,415	444	518	141,547	195,565	173,427	441	510	567	56,350	61,468	45,302	330	310	17,940	20,859

[1] Comparison with later censuses may be found in groups below beginning with 400-699.

COUNTY TABLE 1.—CHICKENS ON FARMS 1940, 1935, AND 1930; CHICKEN EGGS PRODUCED AND CHICKENS RAISED 1939, 1934, AND 1929; AND CHICKENS SOLD, 1939 AND 1929; CLASSIFIED BY NUMBER ON HAND—Continued

(Chickens on hand over 4 months old Apr. 1, 1940 and over 3 months old Jan. 1, 1935 and Apr. 1, 1930)

STATE OR COUNTY AND NUMBER OF CHICKENS ON HAND	CHICKENS ON HAND						CHICKEN EGGS PRODUCED					CHICKENS RAISED						CHICKENS SOLD			
	Farms reporting			Number			Farms reporting		Dozens			Farms reporting			Number			Farms reporting		Number	
	1940 (Apr. 1)	1935 (Jan. 1)	1930 (Apr. 1)	1940 (Apr. 1)	1935 (Jan. 1)	1930 (Apr. 1)	1939	1934	1939	1934	1929	1939	1934	1929	1939	1934	1929	1939	1929	1939	1929
ILLINOIS—Con.																					
Cumberland—Con.																					
100-199	578	628	563	74,822	79,557	73,086	569	621	363,638	447,284	475,548	561	612	560	116,903	108,609	103,564	515	528	46,342	51,358
200-399	244	265	303	58,296	63,471	74,373	243	265	320,841	409,164	469,234	241	261	302	78,298	76,061	87,982	230	295	32,258	44,698
400 and over	14	20	26	6,320	9,700	11,470	14	20	34,997	61,969	80,168	14	20	26	6,500	10,670	14,785	14	26	2,370	7,630
De Kalb																					
Total	2,053	2,245	2,236	209,979	273,715	287,787	1,913	2,174	1,339,244	1,401,600	1,753,800	1,645	2,018	2,220	353,315	410,082	481,219	1,362	1,855	168,562	245,121
None	-----	-----	-----	-------	-------	-------	15	5	5,161	4,355	5,540	18	8	9	9,885	1,280	1,314	16	9	9,582	806
Under 25	129	126	235	2,035	1,908	7,213	99	100	11,487	11,490	50,193	48	68	230	4,080	5,769	15,835	23	115	2,605	7,048
25-49	264	210		9,189	7,209		225	193	52,242	28,020		155	157		13,214	10,084		101		6,124	
50-99	667	575	568	44,023	38,052	38,696	626	554	280,421	163,894	243,467	525	517	559	70,658	53,664	68,757	407	427	30,464	32,082
100-199	769	940	1,025	96,917	121,501	133,154	736	930	611,215	602,489	810,742	688	891	1,016	167,836	185,820	225,095	625	922	79,120	115,662
200-399	207	346	371	48,690	81,585	87,269	195	344	314,704	443,297	501,648	194	331	369	73,292	118,445	136,633	174	346	34,201	70,488
400 and over	17	48	(1)	9,125	23,460	(1)	17	48	64,014	148,055	(1)	17	46	(1)	14,350	35,020	(1)	16	(1)	6,466	(1)
400-699	14	43	29	6,325	19,060	12,955	14	43	47,892	112,080	89,782	14	42	29	10,150	24,845	18,985	13	28	4,706	9,287
700 and over	3	5	8	2,800	4,400	8,500	3	5	16,122	35,975	52,428	3	4	8	4,200	10,175	14,600	3	8	1,760	9,748
De Witt																					
Total	1,315	1,368	1,378	103,796	111,045	124,332	1,270	1,266	481,096	551,649	757,555	1,249	1,301	1,366	239,166	221,708	246,383	1,051	1,091	106,551	115,870
None	-----	-----	-----	-------	-------	-------	8	3	1,122	420	881	15	4	4	2,697	520	345	12	5	1,472	605
Under 25	104	130	301	1,712	2,210	9,138	90	88	6,755	9,066	57,246	73	91	291	9,220	5,698	23,454	51	161	4,493	8,610
25-49	228	268		8,055	9,671		213	238	34,599	45,804		207	255		23,699	23,886		143		8,908	
50-99	572	516	527	37,422	34,245	36,371	555	493	170,500	177,808	209,000	549	523	522	94,000	72,943	80,073	468	419	41,504	33,652
100-199	365	398	465	44,311	48,403	58,262	358	389	202,498	233,568	347,233	359	395	464	90,035	92,277	108,976	335	426	41,005	54,768
200-399	39	46	82	8,671	11,216	18,631	39	45	42,429	59,153	121,920	39	43	82	14,815	17,959	30,035	36	77	7,444	16,035
400 and over	7	10	3	3,625	5,300	1,930	7	10	23,193	25,830	21,275	7	10	3	4,700	8,425	3,500	6	3	1,725	2,200
Douglas																					
Total	1,245	1,432	1,401	115,429	143,321	142,595	1,217	1,405	715,918	773,241	804,225	1,196	1,402	1,396	278,562	299,407	292,923	1,021	1,193	130,357	143,476
None	-----	-----	-----	-------	-------	-------	13	2	4,489	741	2,498	17	6	5	7,440	1,932	1,700	15	5	5,293	1,200
Under 25	75	69	229	1,262	1,278	7,224	63	63	8,265	7,867	40,665	54	63	220	7,337	4,094	23,492	34	140	3,453	10,116
25-49	166	176		5,761	6,414		152	170	33,145	43,745		144	166		19,030	16,354		90		7,600	
50-99	489	514	516	33,081	34,540	35,974	477	501	203,661	178,989	191,710	467	500	515	88,314	82,589	82,436	405	431	39,406	36,180
100-199	430	544	549	53,870	67,520	68,923	429	542	328,579	362,717	368,740	429	539	549	119,429	133,307	139,123	398	514	58,707	72,346
200-399	78	118	90	18,155	27,614	21,248	76	116	99,222	142,023	131,100	78	117	90	31,362	50,081	33,111	72	86	12,865	16,049
400 and over	7	11	17	3,300	5,955	9,226	7	11	38,557	37,159	69,512	7	11	17	5,650	11,050	13,061	7	17	3,033	7,585
Du Page																					
Total	1,142	1,121	1,162	106,701	120,204	149,553	1,079	1,076	747,239	605,609	932,345	1,027	952	1,152	198,605	173,491	259,177	611	814	89,165	108,150
None	-----	-----	-----	-------	-------	-------	11	4	5,746	400	1,750	18	5	7	15,759	1,485	1,631	11	6	12,791	1,185
Under 25	112	110	190	1,682	1,690	5,459	92	94	13,346	6,832	34,206	83	60	183	6,359	2,433	13,125	23	66	3,007	4,191
25-49	217	195		7,178	6,471		201	186	46,036	30,026		173	147		13,581	9,629		57		3,136	
50-99	348	328	322	22,192	20,844	21,745	328	312	144,947	97,124	129,944	308	280	318	35,539	25,652	40,237	162	194	11,178	15,658
100-199	356	358	436	44,737	44,322	55,902	342	353	316,944	227,675	338,758	339	338	430	74,792	67,214	94,197	270	359	30,847	40,030
200-399	94	102	173	22,492	24,467	42,263	90	100	160,467	138,706	256,927	91	96	173	39,030	35,363	66,117	74	153	17,850	25,826
400 and over	15	28	41	8,420	22,410	24,184	15	27	59,753	104,846	170,760	15	26	41	13,545	31,715	43,870	14	36	10,356	21,260

Edgar																				
Total	1,918	2,273	2,172	156,447	198,543	211,652	1,813	2,204	1,083,465	895,358	1,435,896	1,856	2,209	2,172	388,079	440,239	492,500	1,554	1,870	177,884	245,765
None							16	4	5,581	1,995	5,175	32	10	14	5,249	2,332	5,772	31	14	4,183	4,339
Under 25	198	192	467	3,141	3,050	13,729	160	154	27,099	11,460	91,805	161	161	458	21,081	12,622	55,639	95	311	11,232	24,305
25-49	347	369		12,245	13,289		310	354	86,304	50,408		314	347		38,389	35,862		222		15,510	
50-99	712	838	747	48,325	55,812	50,586	676	822	342,975	239,004	345,475	692	824	745	128,068	138,737	137,686	597	644	57,031	64,078
100-199	580	731	765	70,090	89,989	96,223	570	728	483,154	421,403	637,074	577	724	762	158,197	182,929	205,658	530	714	72,390	104,132
200-399	68	131	175	16,346	31,176	41,108	68	130	103,355	138,373	273,284	67	131	175	26,700	59,477	72,995	66	169	12,166	38,801
400 and over	13	12	18	6,300	5,227	10,006	13	12	34,997	32,715	83,083	13	12	18	10,395	8,280	16,750	13	18	5,372	10,110
Edwards																					
Total	958	1,191	1,014	122,394	171,876	164,881	931	1,145	836,917	1,051,740	1,283,954	923	1,137	979	183,017	218,480	233,156	787	939	77,144	121,836
None							3	2	2,740	592		4	2	1	463	330	800	5	1	845	1,000
Under 25	46	41	74	813	624	2,176	36	34	4,454	3,345	16,273	36	27	60	2,656	1,551	5,591	21	47	856	2,786
25-49	80	100		2,769	3,413		73	88	15,979	18,056		73	84		5,781	6,328		44		2,383	
50-99	220	249	180	14,749	16,857	12,221	213	233	89,455	73,480	93,646	213	239	166	31,286	25,724	21,069	169	154	10,921	9,365
100-199	429	473	422	57,376	62,927	57,564	425	461	376,167	354,234	435,763	419	463	419	84,137	81,012	89,292	381	405	32,989	45,435
200-399	170	290	295	40,437	69,764	70,800	168	289	288,924	464,144	548,794	165	284	290	52,349	83,890	88,394	157	289	26,120	47,030
400 and over	13	38	43	6,250	18,291	22,120	13	38	59,198	137,889	189,478	13	38	43	6,345	19,845	28,010	10	43	3,030	16,220
Effingham																					
Total	1,978	2,165	1,966	250,259	296,185	312,972	1,885	2,088	1,786,483	1,843,689	1,936,523	1,891	2,096	1,925	387,100	402,928	395,418	1,662	1,747	162,554	179,547
None							9	8	7,080	2,770	1,309	15	9	3	4,485	1,080	250	10	4	3,445	200
Under 25	103	127	232	1,563	2,042	6,809	77	103	9,801	19,107	40,744	69	101	207	4,712	5,745	15,139	29	135	1,955	6,875
25-49	180	220		6,512	7,831		153	195	47,299	39,800		150	198		14,772	16,437		98		5,733	
50-99	479	472	361	32,101	31,789	25,099	447	452	224,665	179,769	149,364	455	454	349	61,356	50,764	40,271	379	289	24,057	16,824
100-199	804	806	749	104,743	106,293	101,319	789	796	739,342	665,916	640,557	792	799	745	165,424	154,261	141,107	751	713	67,743	66,324
200-399	379	472	523	90,758	116,075	130,608	377	466	633,202	708,874	806,353	377	467	520	121,081	141,691	146,171	363	505	52,337	65,975
400 and over	33	68	101	14,582	32,155	49,137	33	68	125,094	227,453	298,196	33	68	101	15,270	32,950	52,480	32	101	7,284	23,349
Fayette																					
Total	2,838	3,348	3,006	315,211	385,566	396,533	2,678	3,239	1,712,364	2,088,488	2,605,332	2,644	2,915	2,886	389,192	418,048	553,901	1,981	2,582	156,799	246,101
None							9	5	2,196	2,400	5,707	10	6	15	10,917	360	2,188	12	15	10,699	1,679
Under 25	185	232	395	2,936	3,959	11,438	126	195	13,505	18,698	75,978	122	171	329	6,597	8,095	27,712	42	241	2,982	15,354
25-49	335	410		11,346	14,390		296	386	49,438	72,818		284	339		17,411	19,982		133		4,737	
50-99	812	904	656	53,106	59,527	44,476	765	876	271,104	283,606	299,368	761	782	625	70,577	68,996	69,204	497	514	20,430	32,687
100-199	1,042	1,195	1,255	130,534	151,077	163,987	1,025	1,178	708,438	819,713	1,064,085	1,009	1,056	1,224	157,325	160,817	205,837	875	1,142	61,233	98,513
200-399	436	562	665	103,639	134,868	159,887	429	554	554,400	761,198	1,049,240	430	520	658	112,315	138,853	230,035	395	637	49,611	87,964
400-799	25	40	(1)	10,750	17,395	(1)	25	40	82,305	103,905	(1)	25	36	(1)	10,450	16,845	(1)	24	(1)	5,457	(1)
800 and over	3	5	(1)	2,900	4,350	(1)	3	5	30,978	26,150	(1)	3	5	(1)	3,600	4,100	(1)	3	(1)	1,650	(1)
400-699	25	40	32	10,750	17,395	14,545	25	40	82,305	103,905	94,279	25	36	32	10,450	16,845	15,475	24	30	5,457	8,104
700 and over	3	5	3	2,900	4,350	2,200	3	5	30,978	26,150	16,675	3	5	3	3,600	4,100	3,450	3	3	1,650	1,800
Ford																					
Total	1,381	1,466	1,484	148,228	175,891	177,668	1,319	1,436	886,943	851,718	1,078,669	1,289	1,390	1,477	302,247	320,329	340,036	1,124	1,367	145,530	181,655
None							12	9	5,909	4,956	1,302	14	8	3	3,575	2,150	300	12	3	2,289	410
Under 25	58	36	137	987	559	4,091	50	28	4,702	3,493	27,507	37	24	132	3,884	1,931	11,456	16	84	1,996	6,139
25-49	126	122		4,369	4,324		104	115	17,886	22,366		96	104		9,686	7,704		52		3,942	
50-99	428	405	429	29,196	27,419	30,149	403	395	169,723	132,277	191,462	389	378	424	64,729	52,987	67,889	332	380	29,836	34,583
100-199	639	695	717	81,563	89,367	94,412	620	684	504,076	409,583	557,894	623	673	717	164,093	166,642	176,971	588	702	76,777	95,700
200-399	121	191	196	27,863	45,022	46,416	121	169	159,155	229,973	282,461	121	186	196	49,380	73,115	78,520	117	193	26,217	41,946
400 and over	9	17	5	4,250	9,200	2,600	9	16	25,492	49,070	18,043	9	17	5	6,900	15,800	4,900	7	5	4,473	2,877
Franklin																					
Total	2,207	2,597	1,893	114,611	158,192	146,950	2,087	2,421	583,746	729,274	982,075	2,009	2,381	1,858	191,210	226,747	255,882	963	1,429	52,726	121,271
None							10	2	1,724	90	3,065	25	2	7	2,259	175	1,190	19	9	1,234	1,240
Under 25	640	570	722	10,045	9,044	20,480	596	466	53,858	38,338	144,302	540	430	687	26,642	19,289	56,521	156	428	5,040	26,150
25-49	666	711		23,090	24,181		620	680	115,566	103,102		599	667		46,683	43,732		240		11,147	
50-99	570	811	647	36,020	52,121	42,307	537	779	172,173	243,097	277,673	524	783	642	57,509	77,298	81,326	310	511	16,481	36,321
100-199	282	420	401	33,936	50,976	50,179	275	411	177,044	240,964	320,806	275	414	400	45,660	65,313	74,029	199	364	14,409	36,238
200 and over	49	85	123	11,520	21,870	33,984	49	83	63,381	103,683	236,229	46	85	122	12,457	20,940	42,816	39	117	4,415	21,322

[1] Comparison with later censuses may be found in groups below beginning with 400-699.

COUNTY TABLE 1.—CHICKENS ON FARMS 1940, 1935, AND 1930; CHICKEN EGGS PRODUCED AND CHICKENS RAISED 1939, 1934, AND 1929; AND CHICKENS SOLD, 1939 AND 1929; CLASSIFIED BY NUMBER ON HAND—Continued

(Chickens on hand over 4 months old Apr. 1, 1940 and over 3 months old Jan. 1, 1935 and Apr. 1, 1930)

STATE OR COUNTY AND NUMBER OF CHICKENS ON HAND	CHICKENS ON HAND						CHICKEN EGGS PRODUCED					CHICKENS RAISED						CHICKENS SOLD			
	Farms reporting			Number			Farms reporting		Dozens			Farms reporting			Number			Farms reporting		Number	
	1940 (Apr.1)	1935 (Jan.1)	1930 (Apr.1)	1940 (Apr. 1)	1935 (Jan. 1)	1930 (Apr. 1)	1939	1934	1939	1934	1929	1939	1934	1929	1939	1934	1929	1939	1929	1939	1929
ILLINOIS—Con.																					
Fulton																					
Total	2,907	3,250	3,177	209,967	246,911	287,858	2,723	3,054	1,298,985	973,076	1,818,054	2,646	3,085	3,097	429,269	423,420	521,227	2,035	2,643	184,121	256,633
None	—	—	—	—	—	—	14	18	4,299	4,263	3,387	22	20	11	4,025	2,507	2,285	22	10	3,066	1,835
Under 25	291	270	643	4,689	4,357	19,372	232	203	27,882	16,617	131,389	182	201	595	14,003	10,934	49,873	76	374	5,589	20,520
25-49	569	604		20,043	21,291		519	546	117,481	68,257		490	547		46,972	39,712		292		16,572	
50-99	1,247	1,412	1,229	82,470	92,448	82,512	1,182	1,346	507,455	350,485	538,748	1,173	1,366	1,197	172,295	159,394	167,843	937	1,050	68,907	78,536
100-199	726	856	1,115	84,850	101,566	137,232	703	834	549,886	413,092	847,561	706	845	1,106	161,759	164,833	230,642	640	1,027	74,230	120,845
200 and over	74	108	190	17,915	27,249	48,742	73	107	91,982	120,362	296,969	73	106	188	30,215	46,040	70,584	68	182	15,757	34,897
Gallatin																					
Total	976	1,153	1,026	86,009	120,919	123,375	941	1,090	629,606	495,895	773,451	930	1,105	1,006	143,061	185,518	225,101	656	878	46,873	93,980
None	—	—	—	—	—	—	1	3	600	175	150	5	5	2	359	310	135	2	1	71	100
Under 25	130	78	180	2,337	1,216	5,119	116	57	16,919	4,392	33,425	106	56	160	7,400	3,219	13,577	41	106	1,597	5,664
25-49	155	155		5,512	5,567		146	140	41,597	17,981		148	140		12,651	11,003		83		3,031	
50-99	294	320	271	18,862	21,192	18,574	284	305	147,562	89,703	121,237	282	314	269	38,147	41,715	41,711	204	226	12,180	18,561
100-199	313	467	382	38,346	58,509	50,239	310	454	276,464	237,893	302,912	306	457	382	59,414	89,035	93,555	254	358	20,605	40,533
200-399	78	121	179	17,652	28,263	42,783	78	119	118,764	114,946	271,327	77	121	179	21,410	34,661	67,193	67	173	8,284	25,172
400 and over	6	12	14	3,300	6,172	6,660	6	12	27,700	30,805	44,400	6	12	14	3,680	5,575	8,930	5	14	1,105	3,950
Greene																					
Total	1,610	1,786	1,736	151,830	160,003	194,785	1,524	1,752	932,327	864,457	1,226,075	1,479	1,734	1,724	251,821	248,425	332,488	1,137	1,468	86,707	162,117
None	—	—	—	—	—	—	5	12	1,410	3,150	300	5	15	4	1,212	1,749	390	7	2	503	165
Under 25	96	122	247	1,531	1,936	7,539	65	109	9,921	17,463	50,862	63	101	237	4,617	7,210	22,022	24	145	1,358	9,262
25-49	215	269		7,618	9,339		194	258	48,077	54,777		178	250		16,078	25,165		112		4,952	
50-99	560	649	498	37,264	43,650	35,135	534	641	222,534	239,194	222,115	528	634	494	68,329	72,244	74,141	397	409	21,621	33,185
100-199	634	626	773	78,917	75,864	99,299	623	613	481,839	389,878	611,019	605	615	771	124,645	107,547	164,886	507	708	42,614	84,092
200-399	99	113	207	25,375	26,214	47,657	97	112	142,406	148,382	299,391	94	112	207	32,330	31,560	62,239	84	193	13,474	30,498
400 and over	6	7	11	3,125	3,000	5,155	6	7	26,140	11,613	42,388	6	7	11	4,610	2,950	8,810	6	11	2,185	4,915
Grundy																					
Total	1,226	1,321	1,309	116,003	137,963	135,434	1,155	1,311	732,670	693,099	724,432	1,074	1,253	1,309	251,418	256,132	257,302	909	1,109	122,079	141,452
None	—	—	—	—	—	—	8	13	2,844	6,665	50	12	9	2	10,835	840	200	14	2	9,379	120
Under 25	72	68	134	1,175	966	4,194	50	58	7,002	6,549	26,096	38	42	133	5,425	3,707	10,492	24	67	3,216	4,488
25-49	158	149		5,532	5,254		143	147	30,955	27,793		108	123		13,942	9,820		63		7,029	
50-99	431	413	438	28,936	27,699	29,847	405	407	173,220	134,532	172,965	370	397	437	60,995	54,238	61,431	304	353	26,614	30,858
100-199	478	558	656	59,340	70,734	82,315	463	553	355,649	356,789	409,018	461	550	656	120,572	127,110	155,219	423	610	55,773	88,430
200-399	80	125	78	17,695	29,092	17,620	79	125	127,840	142,776	106,611	78	124	78	33,124	50,667	28,510	75	74	17,208	17,018
400 and over	7	8	3	3,325	4,218	1,458	7	8	35,160	17,995	9,692	7	8	3	6,525	9,750	1,450	6	3	2,860	538
Hamilton																					
Total	2,084	2,338	2,078	197,460	220,821	228,749	1,984	2,286	1,128,225	1,356,910	1,448,702	1,961	2,160	2,078	261,074	309,335	349,376	1,538	1,818	106,912	184,221
None	—	—	—	—	—	—	11	2	1,693	840	2,942	19	4	8	2,710	530	1,025	19	10	2,304	1,079
Under 25	214	180	381	3,535	3,073	11,350	173	161	19,328	12,639	77,665	160	122	377	9,566	6,489	27,161	96	246	5,102	13,071
25-49	326	371		11,498	13,313		297	355	54,415	62,930		289	323		19,082	25,024		168		6,396	
50-99	666	762	642	45,085	50,169	44,625	638	750	228,783	302,677	289,650	632	711	641	63,261	76,329	79,180	487	546	23,344	36,712

100-199	694	820	768	89,652	103,281	99,856	683	816	519,434	660,260	612,536	679	796	765	115,389	137,747	142,582	600	733	47,941	74,215
200-399	173	191	268	41,434	43,895	63,333	171	188	244,635	286,669	403,239	171	190	268	45,062	52,086	83,984	157	264	18,072	48,317
400 and over	11	14	19	6,256	7,090	9,585	11	14	59,937	30,895	62,670	11	14	19	6,004	11,130	15,444	11	19	3,753	10,827
Hancock																					
Total	2,907	3,108	3,128	233,140	260,657	323,220	2,799	3,004	1,597,234	1,463,554	2,138,618	2,708	2,960	3,109	460,992	495,957	578,911	2,231	2,679	197,447	283,759
None							18	12	5,405	3,960	9,458	31	22	16	4,901	2,172	2,493	28	18	3,185	1,669
Under 25	308	289	605	5,206	5,005	18,717	268	248	35,673	29,199	128,955	214	211	587	18,622	15,852	47,637	121	357	9,665	21,383
25-49	539	566		19,709	20,411		505	537	123,803	109,687		469	529		49,522	49,916		322		19,893	
50-99	1,048	1,152	966	70,588	76,142	66,733	1,010	1,119	447,041	415,128	468,673	1,002	1,111	954	150,988	156,842	137,726	841	834	60,758	63,511
100-199	880	916	1,231	106,493	113,576	158,170	867	907	768,787	633,476	1,024,400	861	904	1,226	189,224	200,885	274,758	794	1,156	82,450	137,386
200-399	127	173	308	28,944	40,323	70,945	126	169	203,105	229,961	444,150	126	171	308	44,235	63,740	104,522	120	297	19,452	53,387
400 and over	5	12	18	2,200	5,200	8,655	5	12	13,420	42,143	62,982	5	12	18	3,500	6,550	11,775	5	17	2,044	6,423
Hardin																					
Total	685	648	681	47,028	50,776	53,980	659	637	263,926	288,520	319,766	643	588	681	61,542	75,450	73,595	397	472	18,558	28,340
None							2		200			3	2	1	300	311	75	2	1	275	75
Under 25	108	60	225	1,775	976	6,384	89	54	8,733	5,900	36,076	90	49	225	4,334	1,681	12,213	33	111	1,063	4,051
25-49	181	145		6,514	5,299		179	145	36,059	34,532		170	130		11,047	10,027		85		2,669	
50-99	231	256	239	15,139	17,154	16,248	225	253	76,018	101,724	91,635	219	239	238	19,813	28,808	22,027	148	163	6,096	8,513
100-199	138	156	174	16,685	19,317	21,350	137	154	99,854	105,159	129,558	134	145	174	19,438	26,643	27,994	107	157	6,407	10,045
200-399	23	29	42	5,275	6,755	9,598	23	29	29,327	37,830	60,097	23	22	42	5,210	6,980	10,686	19	39	1,689	5,456
400 and over	4	2	1	1,640	1,275	400	4	2	13,735	3,375	2,400	4	1	1	1,400	1,000	600	3	1	359	200
Henderson																					
Total	959	997	976	79,655	90,336	103,065	914	951	569,010	497,978	649,963	904	937	979	157,253	144,874	174,885	696	801	69,246	84,403
None							8		4,369		2,070	9		4	983		600	10	4	692	335
Under 25	75	70	150	1,145	1,206	4,388	65	61	7,460	7,751	29,574	60	49	149	3,558	2,750	10,925	21	81	1,261	4,975
25-49	179	137		6,447	4,936		161	122	44,587	24,568		157	121		13,996	8,252		90		5,120	
50-99	352	374	307	23,346	24,867	21,075	338	366	173,222	142,047	133,998	336	358	307	49,928	41,097	40,083	260	244	20,356	18,088
100-199	316	347	426	38,957	42,036	54,282	306	334	272,871	224,152	337,091	305	340	426	72,773	67,898	88,146	280	385	34,196	42,996
200 and over	37	69	93	9,760	17,291	23,320	36	68	66,501	99,460	147,230	37	69	93	16,015	24,877	35,131	35	87	7,521	18,009
Henry																					
Total	2,831	2,977	3,061	272,007	305,159	328,286	2,660	2,846	1,726,242	1,252,463	1,756,081	2,504	2,803	3,039	487,847	497,913	594,687	2,184	2,716	234,841	318,085
None							15		4,650		6,278	13	3	18	1,877	230	2,150	10	16	877	1,167
Under 25	150	164	415	2,252	2,598	12,318	104	125	13,242	11,532	77,592	77	110	398	4,149	4,700	34,851	42	241	1,615	16,045
25-49	359	336		12,635	11,492		317	308	80,154	43,666		270	283		23,258	20,215		169		9,766	
50-99	980	882	944	66,603	59,559	64,662	915	842	414,754	240,118	359,153	861	835	934	125,298	98,552	129,205	737	835	57,520	63,815
100-199	1,133	1,303	1,379	140,997	163,744	174,614	1,104	1,282	905,326	659,672	886,092	1,083	1,284	1,370	254,207	265,022	306,636	1,027	1,315	123,081	167,905
200-399	195	282	306	43,120	63,481	68,388	191	280	267,782	265,078	365,734	187	279	303	67,948	99,444	109,375	185	292	35,072	61,049
400 and over	14	10	17	6,400	4,285	8,304	14	9	40,334	32,397	61,232	13	9	16	11,110	9,750	12,470	14	17	6,810	8,104
Iroquois																					
Total	3,332	3,632	3,614	347,656	394,229	403,396	3,170	3,458	2,304,501	2,102,418	2,540,549	3,074	3,417	3,613	769,427	775,762	826,410	2,697	3,140	382,912	427,246
None							36	14	22,111	3,617	6,555	36	17	19	10,538	2,723	3,525	41	17	12,873	2,173
Under 25	151	174	452	2,444	2,729	13,758	102	123	16,396	10,667	87,322	91	118	443	9,142	8,354	40,708	40	244	4,688	17,663
25-49	357	380		12,394	13,374		307	332	73,237	53,367		272	317		30,439	27,252		165		11,692	
50-99	962	1,104	1,063	65,600	74,630	73,492	906	1,053	417,851	351,753	493,865	851	1,037	1,055	158,342	157,712	173,013	730	892	74,892	84,612
100-199	1,563	1,580	1,710	196,186	203,522	222,188	1,524	1,545	1,300,284	1,092,718	1,363,473	1,526	1,539	1,708	425,856	413,707	451,190	1,444	1,618	210,436	240,798
200-399	287	365	371	65,247	84,472	84,394	283	360	435,176	514,595	523,706	286	360	370	126,215	147,413	145,388	266	354	63,206	74,992
400 and over	12	29	18	5,805	15,502	9,564	12	29	39,446	75,701	65,628	12	29	18	8,895	18,601	12,586	11	15	5,125	7,008
Jackson																					
Total	2,165	2,442	2,097	135,109	173,121	153,458	2,063	2,343	940,991	715,855	1,019,845	2,045	2,327	2,079	269,473	278,904	296,685	1,400	1,606	101,201	148,275
None							18	5	3,757	305	3,173	25	7	13	3,324	232	1,710	23	11	2,169	1,123
Under 25	491	413	851	7,627	6,748	23,706	432	361	52,991	28,418	162,095	408	346	829	23,775	15,470	61,706	161	527	7,501	25,924
25-49	594	619		20,520	21,641		559	587	134,575	86,338		559	594		49,581	41,853		341		16,095	
50-99	638	759	680	40,615	48,439	44,313	618	743	291,697	194,911	303,518	621	738	673	81,953	83,883	93,779	480	547	30,336	45,878
100-199	350	525	470	43,804	64,133	59,021	345	521	305,114	258,360	387,630	341	518	468	79,350	97,791	100,486	312	428	31,099	52,017
200-399	88	117	81	20,443	27,560	19,543	87	117	136,957	124,892	117,300	87	116	81	29,640	35,875	29,554	79	78	13,381	16,496
400 and over	4	9	15	2,100	4,600	6,875	4	9	15,900	22,631	46,129	4	8	15	1,850	3,800	9,450	4	15	620	6,837

COUNTY TABLE 1.—CHICKENS ON FARMS 1940, 1935, AND 1930; CHICKEN EGGS PRODUCED AND CHICKENS RAISED 1939, 1934, AND 1929; AND CHICKENS SOLD, 1939 AND 1929; CLASSIFIED BY NUMBER ON HAND—Continued

(Chickens on hand over 4 months old Apr. 1, 1940 and over 3 months old Jan. 1, 1935 and Apr. 1, 1930)

STATE OR COUNTY AND NUMBER OF CHICKENS ON HAND	CHICKENS ON HAND						CHICKEN EGGS PRODUCED					CHICKENS RAISED						CHICKENS SOLD			
	Farms reporting			Number			Farms reporting		Dozens			Farms reporting			Number			Farms reporting		Number	
	1940 (Apr. 1)	1935 (Jan. 1)	1930 (Apr. 1)	1940 (Apr. 1)	1935 (Jan. 1)	1930 (Apr. 1)	1939	1934	1939	1934	1929	1939	1934	1929	1939	1934	1929	1939	1929	1939	1929
ILLINOIS—Con.																					
Jasper																					
Total	2,222	2,415	2,114	295,251	336,084	287,599	2,144	2,321	1,935,294	2,227,907	1,909,757	2,146	2,352	2,108	426,880	455,844	416,342	1,940	1,908	193,112	219,501
None	—	—	—	—	—	—	10	2	3,295	850	9,325	9	3	8	3,795	738	1,895	17	8	3,891	1,635
Under 25	88	81	269	1,385	1,215	7,706	70	57	9,572	9,714	54,691	69	64	262	4,603	4,295	22,148	41	185	1,669	12,155
25-49	158	179		5,613	6,340		139	155	34,036	34,794		135	158		11,688	12,297		93		4,303	
50-99	494	522	450	33,341	35,036	30,914	473	493	213,614	216,143	216,146	470	505	445	56,869	56,824	55,378	406	377	23,871	26,673
100-199	997	1,004	898	131,029	131,599	119,984	978	987	820,682	861,924	802,695	979	997	896	188,740	183,240	176,878	924	854	86,829	90,319
200-399	443	572	453	105,575	136,149	109,145	434	570	717,236	913,654	683,192	442	568	453	137,410	168,065	138,193	420	441	62,576	75,835
400 and over	42	57	44	18,308	25,747	19,850	40	57	136,859	190,828	143,708	42	57	44	23,775	30,385	21,850	39	43	9,973	12,884
Jefferson																					
Total	2,983	3,277	3,027	233,070	273,564	287,057	2,829	3,025	1,122,173	1,474,740	1,942,308	2,746	2,975	3,040	310,899	336,999	432,738	1,824	2,436	114,673	207,620
None	—	—	—	—	—	—	13	11	3,765	1,883	8,093	18	18	31	999	1,211	3,190	15	28	1,107	2,502
Under 25	419	381	849	6,956	6,463	23,810	346	300	28,455	33,657	176,117	310	273	842	18,603	13,364	60,916	121	513	7,778	27,429
25-49	600	669		20,821	23,935		559	579	86,640	100,513		545	581		35,453	36,111		250		8,439	
50-99	1,004	1,063	981	65,230	69,602	66,267	967	1,004	282,619	347,329	463,674	943	992	973	86,695	97,633	116,685	617	811	26,814	55,234
100-199	787	927	872	98,078	115,862	112,319	774	896	490,388	635,428	743,735	760	884	870	121,934	132,147	155,820	662	778	49,420	72,949
200-399	163	223	298	37,485	51,177	71,571	160	222	197,125	312,211	462,776	160	214	297	40,015	49,633	82,913	150	281	17,465	42,784
400 and over	10	14	27	4,500	6,525	13,090	10	13	33,181	43,719	87,913	10	13	27	7,200	6,900	13,214	9	25	3,650	6,722
Jersey																					
Total	1,156	1,335	1,273	96,091	104,847	124,674	1,110	1,275	627,704	645,653	823,280	1,072	1,158	1,224	173,788	168,262	221,746	796	1,045	66,661	108,972
None	—	—	—	—	—	—	3	5	1,555	1,110	3,640	6	8	9	373	701	2,057	4	8	129	1,609
Under 25	110	144	273	1,779	2,140	7,667	90	132	9,998	9,598	50,149	66	94	235	4,646	5,444	21,227	32	148	2,263	9,315
25-49	215	276		7,624	9,674		201	258	48,735	39,613		191	234		18,054	19,237		118		6,461	
50-99	420	491	409	28,187	31,486	28,164	411	474	189,629	160,340	188,474	404	439	396	55,885	54,230	56,615	293	332	19,789	26,308
100-199	359	359	488	45,088	44,441	61,628	355	342	292,812	307,056	396,184	353	322	481	75,730	66,630	103,688	302	458	30,567	51,965
200-399	47	60	94	10,563	13,925	22,430	45	59	69,945	103,338	152,293	47	56	94	15,200	18,640	31,979	43	90	6,182	16,635
400 and over	5	5	9	2,850	3,181	4,785	5	5	15,030	24,598	32,540	5	5	9	3,900	3,380	6,180	4	9	1,270	3,140
Jo Daviess																					
Total	1,900	2,036	1,959	195,938	202,038	235,175	1,768	1,989	1,084,360	1,089,342	1,544,870	1,653	1,880	1,955	260,126	276,333	349,763	1,376	1,699	113,481	173,805
None	—	—	—	—	—	—	16	5	10,053	2,230	3,150	10	4	9	1,535	574	1,610	13	12	1,480	1,245
Under 25	98	134	182	1,481	2,051	5,515	73	120	8,642	11,703	35,575	48	89	178	1,373	4,449	9,832	20	102	751	4,225
25-49	233	244		8,150	8,309		200	229	40,107	47,770		170	201		10,838	11,547		102		4,019	
50-99	566	652	575	37,717	42,205	40,371	521	634	178,652	203,923	257,622	484	608	570	48,830	56,967	64,958	387	463	19,982	29,020
100-199	809	813	912	102,602	102,605	117,293	770	808	555,304	542,842	740,233	753	789	908	145,136	140,513	170,709	686	849	64,420	87,954
200-399	188	181	268	43,263	41,118	62,061	182	181	269,781	248,191	439,080	182	177	268	49,864	53,633	85,535	164	252	21,623	42,265
400 and over	6	12	22	2,725	5,750	9,935	6	12	21,821	32,683	69,210	6	12	22	2,550	8,650	17,119	4	21	1,206	9,096
Johnson																					
Total	1,374	1,544	1,262	73,516	99,317	80,140	1,259	1,447	380,470	504,256	530,383	1,210	1,470	1,273	118,212	151,565	133,611	785	954	41,212	60,078
None	—	—	—	—	—	—	7	7	1,795	750	5,597	6	8	16	631	720	1,682	6	15	716	1,996
Under 25	333	295	608	5,838	4,949	17,590	279	240	31,060	23,076	115,740	251	243	605	12,705	11,919	41,134	118	396	7,416	16,402
25-49	461	427		16,586	15,465		418	394	84,559	72,926		400	410		30,972	27,273		255		9,879	

50-99	382	480	421	24,509	31,027	27,700	361	468	123,933	144,730	161,420	361	473	419	37,182	49,333	43,331	252	342	9,966	19,550
100-199	167	291	190	19,532	34,811	22,912	163	287	103,218	178,419	152,217	161	286	190	28,062	45,385	30,564	130	165	9,635	13,960
200 and over	31	51	43	7,051	13,065	11,938	31	51	35,905	84,355	95,409	31	50	43	8,660	16,935	16,900	24	36	3,600	8,170
Kane																					
Total	1,790	2,043	1,836	177,203	214,165	233,061	1,663	1,975	1,279,564	1,214,395	1,412,585	1,517	1,803	1,841	286,977	309,786	380,499	1,106	1,442	114,873	188,216
None							15	7	11,520	5,520	10,519	18	10	13	2,867	3,070	5,459	20	11	3,306	3,964
Under 25	133	141	231	1,938	2,044	6,872	96	115	13,467	14,935	42,539	65	75	226	4,382	2,843	15,396	22	94	2,016	6,948
25-49	257	293		8,854	9,965		216	274	57,172	53,541		177	239		12,311	13,095		77		4,128	
50-99	557	630	500	36,840	40,796	33,773	523	616	256,032	220,386	207,079	474	549	499	64,055	54,041	61,533	325	352	23,073	27,832
100-199	653	753	797	81,065	93,666	101,839	628	742	587,013	526,019	589,571	603	711	796	129,480	138,344	162,689	503	691	49,880	79,889
200-399	176	189	266	40,905	44,258	63,367	171	186	271,616	247,807	363,458	166	184	265	61,422	67,672	90,022	147	256	26,936	47,120
400 and over	14	37	42	7,601	23,436	27,210	14	35	82,744	146,187	199,419	14	35	42	12,460	30,721	45,400	12	38	5,534	22,463
Kankakee																					
Total	2,100	2,155	2,078	200,842	206,676	223,176	1,971	2,101	1,388,554	1,094,232	1,264,760	1,901	1,979	2,066	407,318	360,902	428,120	1,476	1,615	183,352	194,644
None							17	4	5,664	476	5,034	19	4	11	4,188	2,300	2,543	19	12	3,555	1,473
Under 25	162	151	327	2,464	2,236	9,271	110	130	13,002	8,573	56,467	94	109	319	6,982	5,760	25,856	35	140	3,112	9,349
25-49	303	358		10,604	12,420		265	344	60,971	61,717		234	289		23,264	22,628		119		8,843	
50-99	685	720	696	45,196	46,658	47,402	647	707	297,503	233,508	281,256	633	673	687	104,042	80,768	98,597	465	508	46,248	41,073
100-199	782	716	822	97,998	88,914	104,715	766	709	692,589	463,896	563,560	755	699	817	197,072	157,547	200,253	688	742	90,741	94,288
200-399	155	191	212	35,664	44,885	49,088	153	188	234,339	259,006	269,267	153	186	211	56,970	70,709	81,446	139	193	24,853	36,959
400-799	9	16	(1)	4,430	7,400	(1)	9	16	28,426	31,390	(1)	9	16	(1)	7,850	14,490	(1)	7	(1)	2,906	(1)
800 and over	4	3	(1)	4,486	4,163	(1)	4	3	56,080	35,666	(1)	4	3	(1)	6,950	6,700	(1)	4	(1)	3,114	(1)
400-699	9	15	15	4,430	6,675	7,350	9	15	28,426	30,660	40,975	9	15	15	7,850	14,190	13,025	7	14	2,906	7,400
700 and over	4	4	6	4,486	4,888	5,350	4	4	56,080	36,396	48,201	4	4	6	6,950	7,000	6,400	4	6	3,114	4,102
Kendall																					
Total	1,007	1,138	1,092	115,612	133,156	139,298	930	1,080	882,866	882,712	860,986	929	1,053	1,091	201,241	220,481	267,249	693	935	101,090	140,088
None							8	2	6,147	1,145	1,565	6	2	5	1,320	250	1,336	8	7	5,284	1,175
Under 25	36	58	86	600	937	2,591	22	37	4,210	5,202	16,866	27	36	85	1,249	2,000	8,332	7	39	385	4,336
25-49	140	134		4,834	4,679		117	113	32,864	24,227		112	106		10,841	7,018		39		4,862	
50-99	298	325	318	20,189	21,268	22,218	267	313	137,979	129,373	133,603	268	301	317	40,100	35,581	45,862	188	250	18,213	21,860
100-199	392	437	511	49,364	55,974	65,944	378	432	339,615	366,384	388,826	380	430	508	90,921	97,004	122,329	324	469	44,792	64,330
200-399	117	161	155	27,245	38,178	36,043	115	160	206,765	251,661	205,036	113	155	154	40,135	60,548	64,368	105	150	20,192	35,840
400-799	21	21	(1)	10,830	10,270	(1)	20	21	130,936	84,390	(1)	20	21	(1)	13,225	15,680	(1)	19	(1)	5,962	(1)
800 and over	3	2	(1)	2,550	1,850	(1)	3	2	24,350	20,330	(1)	3	2	(1)	3,450	2,400	(1)	3	(1)	1,400	(1)
400-699	20	19	16	10,130	8,870	7,404	19	19	126,256	76,790	66,840	19	19	16	12,725	13,780	13,427	18	15	5,672	7,249
700 and over	4	4	6	3,250	3,250	5,100	4	4	29,030	27,930	48,250	4	4	6	3,950	4,300	11,595	4	5	1,690	5,298
Knox																					
Total	2,375	2,484	2,443	189,736	208,794	233,170	2,219	2,415	1,183,140	918,591	1,318,119	2,129	2,345	2,443	342,880	327,225	408,318	1,580	1,972	147,731	201,923
None							22	13	13,125	1,247	7,495	24	12	17	6,726	1,110	2,299	24	18	6,396	2,444
Under 25	224	170	478	3,595	2,793	14,788	179	151	26,638	17,428	95,634	150	119	464	11,670	5,905	37,675	56	242	5,815	16,499
25-49	431	414		15,545	14,504		393	399	97,034	65,307		370	370		31,659	25,057		204		10,841	
50-99	920	994	844	61,265	65,617	57,266	862	965	378,526	285,848	321,761	839	950	842	112,317	106,648	111,960	651	688	43,735	52,485
100-199	709	775	942	85,848	94,280	118,523	675	759	517,678	405,342	635,707	659	766	941	139,912	141,727	191,743	588	858	60,284	98,027
200-399	81	123	174	18,353	27,956	40,293	78	121	114,301	125,294	243,260	78	120	174	28,946	40,678	61,485	71	162	12,485	31,212
400 and over	10	8	5	5,130	3,644	2,300	10	7	35,838	18,125	14,262	9	8	5	11,650	6,100	3,156	6	4	8,175	1,256
Lake																					
Total	1,406	1,511	1,441	144,811	150,331	178,492	1,314	1,460	1,101,401	1,084,527	1,220,686	1,203	1,289	1,429	313,709	246,401	315,351	738	955	150,084	165,549
None							18	3	5,055	315	200	26	8	2	19,852	9,755	260	20	2	19,071	150
Under 25	180	213	310	2,632	3,421	8,603	143	193	19,464	24,132	60,839	113	135	302	6,888	5,138	21,055	36	102	3,408	8,150
25-49	297	310		10,011	10,324		271	302	67,698	69,217		237	241		19,229	14,706		101		6,970	
50-99	401	437	414	25,724	27,348	27,054	372	426	176,749	196,739	183,857	343	387	413	51,398	41,676	44,288	199	239	22,000	16,819
100-199	364	359	485	44,797	44,675	61,191	355	346	339,832	324,630	391,821	329	333	481	71,576	65,003	99,518	255	396	28,688	47,433
200-399	126	148	181	29,979	35,691	43,565	120	147	215,787	243,678	274,278	119	143	180	44,533	59,866	63,150	96	166	15,864	30,512
400-799	23	38	(1)	11,720	19,412	(1)	20	37	84,395	126,621	(1)	21	36	(1)	18,755	26,557	(1)	17	(1)	10,050	(1)
800-1599	12	4	(1)	13,301	4,140	(1)	12	4	122,361	32,320	(1)	12	4	(1)	69,150	5,700	(1)	11	(1)	32,953	(1)
1600 and over	3	2	(1)	6,647	5,320	(1)	3	2	70,080	66,875	(1)	3	2	(1)	12,328	18,000	(1)	3	(1)	11,080	(1)

[1] Comparison with later censuses may be found in groups below beginning with 400-699.

COUNTY TABLE 1.—CHICKENS ON FARMS 1940, 1935, AND 1930; CHICKEN EGGS PRODUCED AND CHICKENS RAISED 1939, 1934, AND 1929; AND CHICKENS SOLD, 1939 AND 1929; CLASSIFIED BY NUMBER ON HAND—Continued

(Chickens on hand over 4 months old Apr. 1, 1940 and over 3 months old Jan. 1, 1935 and Apr. 1, 1930)

STATE OR COUNTY AND NUMBER OF CHICKENS ON HAND	CHICKENS ON HAND						CHICKEN EGGS PRODUCED					CHICKENS RAISED						CHICKENS SOLD			
	Farms reporting			Number			Farms reporting		Dozens			Farms reporting			Number			Farms reporting		Number	
	1940 (Apr. 1)	1935 (Jan. 1)	1930 (Apr. 1)	1940 (Apr. 1)	1935 (Jan. 1)	1930 (Apr. 1)	1939	1934	1939	1934	1929	1939	1934	1929	1939	1934	1929	1939	1929	1939	1929
ILLINOIS—Con.																					
Lake—Continued																					
400-699	19	34	29	8,870	16,520	13,500	16	33	60,815	117,521	100,349	17	32	29	14,805	22,707	28,460	13	28	8,600	17,605
700-999	8	5	12	6,100	3,882	9,000	8	5	44,950	23,700	64,417	8	5	12	8,100	5,850	10,500	8	12	2,790	7,225
1000 and over	11	5	10	16,698	8,470	15,579	11	5	171,051	84,595	144,925	11	5	10	77,328	21,900	48,120	10	10	42,693	37,655
La Salle																					
Total	3,499	3,886	3,816	310,247	381,731	424,022	3,323	3,776	2,008,421	2,006,775	2,417,778	3,113	3,484	3,810	620,383	649,287	765,118	2,495	3,130	289,935	385,630
None	———	———	———	———	———	———	31	6	6,887	1,795	2,148	29	13	6	4,977	3,644	1,280	31	6	3,929	1,175
Under 25	238	202	445	3,824	3,320	13,696	186	169	26,132	29,142	87,465	138	129	439	8,601	11,913	35,152	60	209	3,921	15,181
25-49	486	478		17,008	16,830		437	449	101,951	83,062		366	405		31,629	32,176		191		11,767	
50-99	1,332	1,380	1,254	87,433	91,623	86,359	1,262	1,345	557,233	471,348	503,576	1,187	1,243	1,251	186,477	156,374	170,724	937	981	83,504	78,037
100-199	1,250	1,518	1,691	151,724	188,388	212,567	1,215	1,500	996,689	991,719	1,129,230	1,205	1,409	1,690	299,079	317,397	373,268	1,102	1,544	137,310	192,795
200-399	175	282	388	39,503	65,681	91,482	174	282	244,861	320,927	548,179	170	260	386	78,385	101,278	141,310	158	354	43,756	72,412
400-799	15	21	(1)	6,855	10,789	(1)	15	20	46,608	60,249	(1)	15	21	(1)	7,135	17,105	(1)	13	(1)	2,848	(1)
800 and over	3	5	(1)	3,900	5,100	(1)	3	5	28,060	48,533	(1)	3	4	(1)	4,100	9,400	(1)	3	(1)	2,900	(1)
400-699	15	19	30	6,855	9,389	13,818	15	18	46,608	52,649	97,386	15	19	30	7,135	15,835	35,084	13	29	2,848	21,820
700-999	———	5	7	———	3,900	5,100	———	5	———	42,733	39,794	———	5	7	———	4,670	6,300	———	6	———	3,207
1000 and over	3	2	1	3,900	2,600	1,000	3	2	28,060	13,400	10,000	3	1	1	4,100	6,000	2,000	3	1	2,900	1,003
Lawrence																					
Total	1,429	1,506	1,141	120,363	150,533	126,939	1,320	1,474	790,928	688,258	794,151	1,338	1,471	1,131	214,502	237,943	200,704	996	939	73,216	87,246
None	———	———	———	———	———	———	7	3	4,346	1,761	1,650	15	3	3	2,623	662	395	13	3	1,732	208
Under 25	165	112	208	2,536	1,891	6,162	126	105	15,175	12,217	41,018	120	98	198	8,483	6,773	18,432	45	117	2,936	7,977
25-49	275	244		9,690	8,713		242	234	61,829	40,949		252	232		25,623	20,518		144		6,840	
50-99	461	465	326	30,246	30,771	22,423	428	453	189,072	143,547	137,887	434	458	324	61,326	56,075	45,683	337	260	18,914	18,825
100-199	427	496	438	52,532	61,685	56,145	417	492	349,128	269,272	327,052	417	493	437	86,072	95,361	80,849	368	398	31,208	33,730
200-399	93	177	157	21,589	42,073	37,034	92	175	141,319	189,827	249,279	92	175	157	26,835	52,054	49,545	81	150	10,051	24,542
400 and over	8	12	12	3,770	5,400	5,175	8	12	30,059	30,685	37,265	8	12	12	3,540	6,500	5,800	8	11	1,535	1,984
Lee																					
Total	2,195	2,359	2,312	201,330	243,234	274,853	2,005	2,308	1,168,817	1,332,786	1,489,950	1,911	2,248	2,305	364,374	445,576	442,497	1,523	1,851	178,932	204,214
None	———	———	———	———	———	———	17	9	5,089	2,615	4,635	21	10	12	14,540	622	1,350	21	12	20,403	1,026
Under 25	158	138	240	2,506	2,119	7,265	107	114	12,490	12,568	50,475	97	110	236	7,562	7,029	17,186	35	123	4,227	6,889
25-49	356	281		12,381	9,709		312	275	68,170	53,774		255	246		21,880	16,381		135		9,295	
50-99	753	717	636	50,649	47,373	44,052	678	702	282,065	255,848	246,266	664	681	629	88,202	79,506	75,160	518	462	36,416	30,110
100-199	781	991	1,123	96,736	124,084	144,697	750	979	567,189	685,843	738,814	734	969	1,117	170,118	225,643	227,395	676	971	76,675	107,805
200-399	138	210	293	32,621	48,165	67,364	132	208	174,030	266,293	381,152	132	210	291	53,372	93,845	104,231	129	265	26,066	50,759
400-799	6	21	(1)	2,787	10,534	(1)	6	20	19,851	54,305	(1)	5	21	(1)	2,700	22,350	(1)	6	(1)	1,450	(1)
800 and over	3	1	(1)	3,650	1,250	(1)	3	1	39,933	1,540	(1)	3	1	(1)	6,000	200	(1)	3	(1)	4,400	(1)
400-699	5	19	13	2,087	9,134	5,625	5	18	13,251	44,305	33,708	4	19	13	2,000	20,150	8,675	5	12	750	3,825
700 and over	4	3	7	4,350	2,650	5,850	4	3	46,533	11,540	34,900	4	3	7	6,700	2,400	8,500	4	6	5,100	3,800
Livingston																					
Total	3,110	3,421	3,429	340,891	394,817	399,550	3,048	3,263	2,201,430	1,891,359	2,444,832	2,904	3,260	3,412	735,402	755,787	757,560	2,440	3,093	343,582	397,963
None	———	———	———	———	———	———	30	13	14,354	3,121	165	28	18	2	7,646	3,585	200	30	2	6,132	220
Under 25	111	127	304	1,755	2,027	9,576	90	90	9,463	9,832	66,636	71	85	296	8,137	6,943	26,844	27	178	3,705	12,618
25-49	281	289		10,014	10,090		262	266	49,791	42,471		217	242		24,109	20,607		114		8,715	

50-99	920	949	980	63,161	65,122	68,389	888	903	353,514	316,072	475,043	830	893	977	145,359	137,391	150,495	656	845	63,540	75,039
100-199	1,514	1,622	1,740	193,846	209,968	224,848	1,498	1,571	1,290,334	1,026,284	1,350,804	1,476	1,593	1,733	403,933	405,996	422,941	1,345	1,673	185,250	227,593
200-399	267	410	388	60,382	94,481	88,495	263	396	367,964	441,973	501,715	265	405	388	116,486	161,235	146,755	251	379	58,876	76,752
400-799	14	21	(1)	6,633	10,329	(1)	14	21	49,896	47,756	(1)	14	21	(1)	15,532	17,480	(1)	14	(1)	9,664	(1)
800 and over	3	3	(1)	5,100	2,800	(1)	3	3	66,114	3,850	(1)	3	3	(1)	14,200	2,550	(1)	3	(1)	7,700	(1)
400-699	13	19	16	5,933	8,929	7,415	13	19	44,396	40,156	45,626	13	19	15	13,232	14,880	8,525	13	15	8,264	4,120
700-999	1	3	1	700	2,200	827	1	3	5,500	7,700	4,843	1	3	1	2,300	2,900	1,800	1	1	1,400	1,621
1000 and over	3	2	-----	5,100	2,000	--------	3	2	66,114	3,750	--------	3	2	-----	14,200	2,250	--------	3	-----	7,700	--------
Logan																					
Total	1,871	1,944	1,961	211,649	223,106	221,701	1,811	1,899	1,358,730	1,216,079	1,333,996	1,787	1,902	1,957	434,062	422,446	406,284	1,584	1,652	183,008	190,740
None	------	------	-----	--------	--------	--------	5	5	2,086	3,380	1,300	10	6	2	4,359	2,025	540	8	2	5,750	210
Under 25	61	60	234	947	976	7,301	48	48	5,959	6,312	45,908	38	42	231	4,145	2,766	20,325	24	124	2,224	8,315
25-49	141	160		4,972	5,660		124	149	23,628	30,964		123	146		15,398	12,865		63		6,738	
50-99	556	540	607	38,501	37,532	41,785	534	528	233,273	210,193	245,270	525	531	604	93,814	78,728	89,155	444	490	36,189	39,410
100-199	910	954	880	117,137	123,919	111,935	898	941	756,345	676,055	685,323	889	947	880	233,977	226,882	207,344	851	810	96,776	98,219
200-399	193	223	226	44,917	50,800	52,830	192	221	303,861	261,917	306,345	192	223	226	73,469	89,119	79,232	185	214	31,318	39,208
400 and over	10	7	14	5,175	4,219	7,850	10	7	33,578	27,258	49,850	10	7	14	8,900	10,061	9,688	9	12	4,013	5,378
McDonough																					
Total	2,141	2,316	2,311	160,603	184,045	236,359	1,994	2,200	1,161,154	941,749	1,419,301	1,934	2,226	2,320	345,717	379,912	448,118	1,611	1,968	163,700	219,259
None	------	------	-----	--------	--------	--------	18	8	6,367	2,410	5,188	19	11	15	3,340	2,330	3,340	22	13	2,900	1,418
Under 25	135	163	372	3,091	2,766	11,264	142	125	24,583	16,239	71,165	126	125	369	11,464	8,928	30,168	68	212	5,751	12,231
25-49	408	404		14,337	14,566		363	375	97,241	72,702		341	377		36,553	35,465		229		14,174	
50-99	892	986	752	58,493	64,706	51,973	837	947	450,046	330,902	328,803	824	958	751	132,558	142,364	110,307	709	633	60,166	52,727
100-199	603	684	1,002	71,343	81,926	127,216	582	669	485,652	421,341	758,693	576	677	1,000	139,277	159,575	234,868	537	939	67,552	117,804
200-399	48	71	175	10,839	16,281	40,976	47	69	78,955	83,115	225,686	43	70	175	16,125	24,450	62,685	41	161	8,707	32,159
400 and over	5	8	10	2,500	3,800	4,930	5	7	18,310	15,040	29,766	5	8	10	6,400	6,800	6,750	5	10	4,450	2,920
McHenry																					
Total	2,232	2,494	2,410	224,313	254,708	293,249	2,012	2,426	1,621,963	1,661,231	1,760,935	1,848	2,042	2,411	354,085	319,495	440,813	1,125	1,698	154,493	177,229
None	------	------	-----	--------	--------	--------	21	34	9,500	8,804	6,766	20	27	19	4,685	3,121	2,255	14	12	3,722	1,065
Under 25	161	223	374	2,361	3,304	11,029	102	196	16,710	30,765	68,804	92	97	365	6,022	4,969	24,515	23	129	2,811	9,065
25-49	379	408		12,959	13,863		316	386	78,141	90,392		278	304		18,418	16,644		86		5,280	
50-99	671	793	688	43,241	50,993	46,580	616	765	282,781	329,168	255,629	555	648	686	70,979	61,361	73,501	305	438	30,977	25,848
100-199	793	767	957	97,940	94,901	120,985	739	748	673,117	591,500	653,137	698	687	952	131,703	114,375	175,971	530	776	44,907	70,465
200-399	193	254	333	46,895	60,921	79,681	181	249	332,641	390,459	485,333	171	236	332	59,002	71,500	110,943	137	291	22,889	46,361
400-799	29	40	(1)	14,350	20,241	(1)	29	40	118,173	144,703	(1)	28	35	(1)	30,150	30,825	(1)	24	(1)	20,507	(1)
800 and over	6	9	(1)	6,567	10,485	(1)	6	8	110,900	75,440	(1)	6	8	(1)	33,126	16,700	(1)	6	(1)	33,400	(1)
400-699	26	36	43	12,250	17,341	20,534	26	36	95,417	115,187	151,491	25	32	43	24,050	25,475	30,654	21	38	16,707	13,297
700-999	5	4	8	3,700	2,900	6,240	5	4	46,198	29,516	54,892	5	3	7	25,300	5,350	9,174	5	7	26,000	3,378
1000 and over	4	9	7	4,967	10,485	8,200	4	8	87,458	75,440	84,883	4	8	7	13,926	16,700	13,800	4	7	11,200	7,750
McLean																					
Total	3,557	3,925	3,834	328,220	374,065	389,621	3,367	3,832	1,942,552	1,775,341	2,153,783	3,264	3,685	3,829	699,710	742,168	805,950	2,634	3,245	305,859	396,687
None	------	------	-----	--------	--------	--------	37	14	16,848	2,004	6,420	42	18	28	12,462	3,080	4,429	41	26	9,442	2,535
Under 25	257	273	649	4,045	4,381	19,541	188	246	27,632	18,609	124,726	154	192	626	16,233	16,988	62,143	74	399	7,555	27,287
25-49	496	560		17,408	19,778		437	534	99,362	82,995		404	479		43,833	39,647		222		17,662	
50-99	1,271	1,335	1,344	85,298	89,796	92,261	1,205	1,298	503,796	408,336	535,259	1,183	1,266	1,335	199,188	186,750	211,505	934	1,119	78,451	97,805
100-199	1,282	1,421	1,489	159,801	178,260	188,341	1,253	1,407	915,759	857,503	995,335	1,239	1,399	1,488	325,789	355,033	372,423	1,141	1,371	144,039	186,620
200-399	236	318	326	54,612	74,025	76,648	232	315	332,309	362,663	412,015	227	313	326	93,605	125,670	128,073	207	306	44,510	64,715
400 and over	15	18	26	7,056	7,825	12,830	15	18	46,846	43,231	80,028	15	18	26	8,600	15,000	27,377	15	24	4,200	17,725
Macon																					
Total	2,111	2,394	2,264	171,970	199,513	190,639	2,022	2,166	914,928	827,611	1,133,968	1,998	2,257	2,274	367,399	379,045	417,295	1,510	1,844	149,771	198,478
None	------	------	-----	--------	--------	--------	10	7	4,225	1,259	3,117	24	14	22	3,633	2,500	5,107	13	15	2,119	3,489
Under 25	254	229	597	4,039	3,659	16,676	214	137	20,448	11,982	110,165	187	164	589	18,157	13,073	60,646	90	346	8,696	24,857
25-49	339	416		11,963	14,516		318	339	59,318	49,576		305	374		29,962	30,962		153		8,952	
50-99	746	873	807	50,601	58,933	54,965	719	819	254,117	245,132	336,706	725	839	805	113,197	122,608	128,750	557	678	39,162	58,065

[1] Comparison with later censuses may be found in groups below beginning with 400-699.

COUNTY TABLE 1.—CHICKENS ON FARMS 1940, 1935, AND 1930; CHICKEN EGGS PRODUCED AND CHICKENS RAISED 1939, 1934, AND 1929; AND CHICKENS SOLD, 1939 AND 1929; CLASSIFIED BY NUMBER ON HAND—Continued

(Chickens on hand over 4 months old Apr. 1, 1940 and over 3 months old Jan. 1, 1935 and Apr. 1, 1930)

STATE OR COUNTY AND NUMBER OF CHICKENS ON HAND	CHICKENS ON HAND						CHICKEN EGGS PRODUCED					CHICKENS RAISED						CHICKENS SOLD			
	Farms reporting			Number			Farms reporting		Dozens			Farms reporting			Number			Farms reporting		Number	
	1940 (Apr.1)	1935 (Jan.1)	1930 (Apr.1)	1940 (Apr. 1)	1935 (Jan. 1)	1930 (Apr. 1)	1939	1934	1939	1934	1929	1939	1934	1929	1939	1934	1929	1939	1929	1939	1929
ILLINOIS—Con.																					
Macon—Continued																					
100-199	684	747	748	83,929	91,793	92,177	674	737	468,323	393,731	519,199	670	739	746	166,615	163,117	175,572	616	702	72,662	87,711
200-399	85	125	107	18,588	28,464	24,561	82	123	87,376	112,946	148,940	82	123	107	32,585	44,715	41,870	77	98	16,630	20,741
400 and over	5	4	5	2,850	2,148	2,260	5	4	21,121	12,985	15,841	5	4	5	3,250	2,070	5,350	4	5	1,550	3,615
Macoupin																					
Total	2,923	3,539	3,129	260,778	296,549	341,559	2,760	3,409	1,543,309	1,697,771	2,073,346	2,661	3,314	3,124	441,217	457,750	554,142	2,056	2,586	179,182	260,872
None	—	—	—	—	—	—	16	4	6,675	336	9,080	20	4	15	2,730	468	4,730	19	13	1,831	2,886
Under 25	266	358	508	4,241	5,598	14,771	212	306	27,924	30,087	94,954	187	258	502	20,876	14,452	40,144	79	270	13,363	17,224
25-49	442	655		15,612	22,934		394	618	85,792	113,913		363	594		31,940	44,538		204		9,995	
50-99	957	1,222	913	63,771	81,433	62,643	910	1,191	393,449	463,373	400,955	878	1,169	905	119,996	135,236	116,851	659	718	45,744	47,898
100-199	1,074	1,087	1,300	134,187	135,420	167,450	1,046	1,076	792,666	791,584	981,616	1,033	1,074	1,297	211,099	198,989	259,881	936	1,204	86,081	129,218
200-399	176	211	392	39,327	48,259	89,395	174	208	218,267	286,595	526,132	172	209	389	51,226	60,342	117,636	152	365	20,304	57,146
400 and over	8	6	16	3,640	2,905	7,300	8	6	18,536	11,883	60,609	8	6	16	3,350	3,725	14,900	7	16	1,864	6,500
Madison																					
Total	3,148	3,568	3,176	291,816	335,464	376,518	3,020	3,468	2,100,424	1,876,518	2,330,470	3,002	3,372	3,168	537,042	553,776	655,993	2,159	2,514	223,083	284,766
None	—	—	—	—	—	—	28	4	11,252	1,306	1,274	47	5	6	17,465	3,103	895	32	6	16,074	695
Under 25	337	408	526	5,272	6,570	15,172	276	357	33,426	30,728	99,254	266	328	521	17,951	20,506	44,771	77	235	4,787	16,175
25-49	544	589		18,434	20,249		510	563	111,258	94,115		494	538		47,679	39,329		229		14,953	
50-99	945	1,039	876	61,691	69,081	59,010	911	1,025	424,325	350,947	353,194	901	1,009	872	131,243	122,819	130,056	648	658	47,703	53,311
100-199	1,003	1,186	1,220	128,527	150,009	159,881	985	1,177	965,107	802,273	1,000,579	980	1,152	1,215	218,498	245,219	285,221	883	1,087	94,637	124,074
200-399	306	315	518	71,142	73,052	123,709	297	311	503,774	455,719	743,589	301	309	518	97,406	98,850	174,227	278	495	42,659	81,547
400 and over	13	31	(1)	6,750	16,503	(1)	13	31	51,282	141,430	(1)	13	31	(1)	6,300	23,950	(1)	12	(1)	2,270	(1)
400-699	10	28	31	4,450	13,303	13,646	10	28	27,732	113,655	93,755	10	28	31	4,900	18,750	14,323	12	33	2,270	8,964
700 and over	3	3	5	2,300	3,200	5,100	3	3	23,550	27,775	38,825	3	3	5	1,900	5,200	6,500				
Marion																					
Total	2,554	2,963	2,695	222,083	276,886	284,099	2,351	2,792	1,237,043	1,473,881	1,848,696	2,223	2,706	2,690	273,067	330,834	390,431	1,543	2,143	103,033	193,620
None	—	—	—	—	—	—	16	10	6,206	3,605	14,005	24	26	23	4,147	4,975	2,540	25	21	3,113	2,099
Under 25	348	335	644	5,358	5,231	18,352	244	241	26,168	28,947	135,087	206	232	621	11,151	12,644	45,409	76	377	4,013	22,587
25-49	500	505		17,142	17,819		440	455	88,799	82,065		422	438		27,194	28,516		202		7,017	
50-99	718	893	755	46,782	58,665	50,957	679	869	251,641	288,997	345,382	633	831	751	63,708	81,335	82,465	436	577	21,434	37,106
100-199	746	921	937	95,276	119,039	122,110	734	908	538,243	615,003	788,572	705	882	936	108,017	132,273	158,197	598	835	42,156	77,270
200-399	236	291	327	54,655	67,439	78,260	232	291	308,606	401,825	471,643	227	279	327	56,500	62,086	86,850	200	304	24,300	46,733
400 and over	6	18	32	2,870	8,693	14,420	6	18	17,380	53,439	94,007	6	18	32	2,350	9,005	14,970	6	29	1,000	7,825
Marshall																					
Total	1,100	1,181	1,124	110,412	124,698	129,333	1,005	1,130	575,251	573,229	745,591	989	1,140	1,123	208,532	212,600	225,717	814	949	89,867	106,045
None	—	—	—	—	—	—	8	5	3,501	2,391	2,445	9	5	3	1,342	605	600	9	3	808	220
Under 25	50	55	131	800	842	4,002	25	44	4,577	4,823	24,218	29	36	131	2,565	2,587	11,665	11	78	1,198	4,874
25-49	128	114		4,576	4,023		89	102	19,510	18,554		90	101		8,761	7,674		45		3,365	
50-99	362	380	352	24,476	25,790	24,247	339	365	124,682	115,391	150,150	323	370	349	47,745	48,419	45,563	248	284	19,455	21,039
100-199	465	521	498	57,971	65,588	65,005	452	505	306,592	295,906	348,404	444	517	497	110,346	110,397	114,783	411	452	48,808	55,796
200-399	91	104	132	20,589	24,080	30,049	88	103	106,809	104,628	181,663	90	104	132	34,223	34,543	45,906	86	122	14,662	20,459
400 and over	4	7	11	2,000	4,375	6,030	4	6	9,580	31,536	38,711	4	7	11	3,550	8,375	7,200	4	10	1,571	3,657

Mason																				
Total	1,211	1,315	1,318	113,990	123,883	120,166	1,174	1,272	630,158	516,225	622,448	1,168	1,266	1,311	247,166	235,667	247,471	935	1,123	108,665	121,138
None							11	1	6,177	150	150	12	2	4	5,198	550	620	13	2	4,945	165
Under 25	48	57	197	813	916	5,903	43	40	6,390	5,104	36,997	35	45	188	5,297	2,719	17,906	16	113	4,068	7,818
25-49	148	181		5,189	6,423		134	169	22,029	24,979		131	166		14,850	14,046		79		5,027	
50-99	471	499	568	31,427	34,273	38,876	450	489	157,593	140,493	207,713	452	484	567	69,522	71,540	90,713	340	483	24,220	40,218
100-199	463	489	488	56,709	60,391	60,161	455	486	313,192	246,985	277,320	457	484	487	114,624	111,106	111,592	413	461	50,350	57,487
200-399	78	84	61	18,447	19,190	13,356	78	82	112,098	75,688	81,003	78	80	61	32,660	30,876	21,540	71	60	16,703	11,900
400 and over	3	5	4	1,405	2,690	1,870	3	5	12,679	22,826	19,265	3	5	4	5,015	4,830	5,000	3	4	3,352	3,550
Massac																					
Total	983	1,089	1,031	71,398	88,352	76,817	949	1,032	447,837	418,864	511,219	942	1,036	1,008	112,290	128,377	128,107	680	775	44,019	53,110
None							4		1,637		1,370	5	1	6	300	100	435	5	5	370	337
Under 25	137	127	356	2,255	2,041	9,761	124	105	14,633	7,496	65,527	123	99	332	6,972	5,968	23,291	45	204	2,746	8,906
25-49	219	205		7,661	7,075		209	191	46,465	28,064		205	198		14,875	13,601		128		4,768	
50-99	349	381	390	22,990	24,935	26,517	339	370	131,864	106,729	180,869	339	372	385	39,613	37,798	44,185	276	311	15,126	17,448
100-199	244	313	241	29,067	38,014	29,294	239	304	184,311	185,028	193,309	239	304	241	39,052	48,865	44,137	200	215	15,631	19,828
200-399	30	57	39	7,096	13,160	8,725	30	56	50,797	73,347	54,815	28	56	39	9,817	19,395	12,709	26	40	5,378	6,591
400 and over	4	6	5	2,329	3,127	2,520	4	6	18,130	18,200	15,329	3	6	5	1,661	2,650	3,350				
Menard																					
Total	890	992	1,001	86,643	96,159	106,985	876	972	552,900	391,522	620,847	853	953	990	155,071	148,894	193,613	710	861	67,882	98,510
None							16	3	10,502	300	858	13	4	1	3,130	750	150	13	2	2,295	130
Under 25	62	49	151	981	857	4,681	51	44	5,438	2,084	28,197	42	41	141	3,219	1,628	13,471	18	79	1,711	7,002
25-49	108	155		3,852	5,562		101	145	27,199	17,231		93	138		8,239	9,408		70		2,778	
50-99	311	319	311	21,140	21,722	21,124	305	314	139,510	85,312	128,822	300	306	309	42,673	36,710	42,120	243	267	18,464	19,323
100-199	337	390	442	43,055	48,457	56,310	331	387	265,977	207,697	292,342	334	387	442	74,620	73,579	91,667	300	417	32,723	44,004
200-399	68	73	89	15,745	16,911	20,680	68	73	90,601	70,343	144,406	67	71	89	21,640	22,969	33,005	63	88	9,036	17,618
400 and over	4	6	8	1,870	2,650	4,190	4	6	13,673	8,555	26,222	4	6	8	1,550	3,850	13,200	3	8	875	10,433
Mercer																					
Total	1,737	1,852	1,746	163,166	184,366	190,251	1,636	1,804	1,196,519	983,874	1,143,971	1,574	1,787	1,689	294,590	299,166	343,425	1,297	1,463	128,163	176,395
None							15	6	24,302	1,730	6,794	17	10	18	3,653	1,405	2,665	16	14	1,630	1,743
Under 25	100	103	227	1,745	1,791	6,834	79	94	12,015	10,071	46,551	67	82	195	4,142	3,701	17,432	25	131	1,702	7,843
25-49	234	242		8,459	8,686		208	225	55,628	48,106		179	220		15,784	14,022		112		6,642	
50-99	661	638	571	44,404	43,364	39,255	621	622	319,674	211,432	236,237	594	613	545	86,292	74,155	75,251	478	446	36,870	36,710
100-199	616	706	755	77,267	89,415	94,646	588	697	542,505	469,837	544,724	593	702	741	138,711	143,669	173,510	551	688	62,027	91,058
200-399	117	152	176	26,941	35,060	41,091	116	149	215,539	208,378	254,799	115	151	174	41,008	54,794	62,838	108	168	18,010	33,268
400 and over	9	11	17	4,350	6,050	8,425	9	11	26,856	34,320	54,866	9	9	16	5,000	7,420	11,729	7	16	1,282	5,773
Monroe																					
Total	1,318	1,421	1,287	160,418	203,050	206,848	1,303	1,407	1,307,666	1,174,357	1,367,892	1,257	1,359	1,280	309,625	320,744	329,500	1,101	1,188	151,081	153,759
None							6		4,720		2,000	9	1	2	2,175	260	575	6	2	1,431	400
Under 25	53	46	67	840	803	2,012	44	39	6,464	2,502	13,864	34	29	64	3,311	1,428	5,720	19	48	1,697	2,509
25-49	131	113		4,575	3,980		126	109	36,715	15,667		109	96		14,767	11,598		70		8,708	
50-99	332	294	173	22,367	19,968	12,212	328	294	183,463	111,178	83,626	315	277	172	46,507	32,050	27,433	259	142	19,429	12,057
100-199	561	584	649	71,244	76,784	87,804	558	583	594,386	426,818	584,594	551	574	647	145,916	129,991	147,855	517	611	72,468	71,666
200-399	222	346	361	52,042	83,850	85,791	222	344	396,131	481,046	560,024	220	344	359	84,524	120,475	124,450	212	350	41,385	55,854
400 and over	19	38	37	9,350	17,665	19,029	19	38	85,787	137,146	123,784	19	38	36	12,425	24,942	23,467	18	35	5,963	11,273
Montgomery																					
Total	2,614	2,949	2,719	264,164	279,487	333,864	2,519	2,759	1,546,493	1,586,093	2,135,158	2,442	2,751	2,728	403,384	422,629	527,508	1,845	2,291	143,233	241,165
None							12	10	2,425	2,673	7,335	15	18	17	1,190	1,483	3,020	13	18	974	2,471
Under 25	166	295	420	2,732	4,590	12,220	130	219	17,929	27,052	83,145	113	206	413	7,425	11,873	31,206	46	226	2,089	13,342
25-49	372	454		12,919	15,840		337	409	70,025	81,160		314	406		26,442	32,183		143		8,185	
50-99	783	911	693	51,336	60,081	47,684	759	866	288,014	338,781	316,310	731	862	692	87,976	101,700	97,264	504	560	25,143	39,389
100-199	1,015	991	1,124	129,335	125,780	148,017	1,006	959	766,123	703,237	937,479	992	967	1,124	198,213	187,155	233,332	872	1,019	72,803	104,903
200-399	263	281	439	60,955	65,546	103,954	260	279	354,062	380,193	620,624	262	275	439	75,846	80,785	132,341	253	417	31,866	65,205
400 and over	15	17	43	6,907	7,650	21,989	15	17	47,915	52,997	170,265	15	17	43	6,292	7,450	30,345	14	43	2,173	15,855

[1] Comparison with later censuses may be found in groups below beginning with 400-699.

COUNTY TABLE 1.—CHICKENS ON FARMS 1940, 1935, AND 1930; CHICKEN EGGS PRODUCED AND CHICKENS RAISED 1939, 1934, AND 1929; AND CHICKENS SOLD, 1939 AND 1929; CLASSIFIED BY NUMBER ON HAND—Continued

(Chickens on hand over 4 months old Apr. 1, 1940 and over 3 months old Jan. 1, 1935 and Apr. 1, 1930)

STATE OR COUNTY AND NUMBER OF CHICKENS ON HAND	CHICKENS ON HAND						CHICKEN EGGS PRODUCED					CHICKENS RAISED						CHICKENS SOLD			
	Farms reporting			Number			Farms reporting		Dozens			Farms reporting			Number			Farms reporting		Number	
	1940 (Apr. 1)	1935 (Jan. 1)	1930 (Apr. 1)	1940 (Apr. 1)	1935 (Jan. 1)	1930 (Apr. 1)	1939	1934	1939	1934	1929	1939	1934	1929	1939	1934	1929	1939	1929	1939	1929
ILLINOIS—Con.																					
Morgan																					
Total	1,869	2,069	2,014	165,345	191,415	225,773	1,775	2,010	1,211,597	924,206	1,177,958	1,784	2,009	1,895	322,217	347,642	382,520	1,357	1,645	119,797	163,046
None							14	4	4,397	1,282	2,716	16	8	9	2,635	1,200	1,084	15	8	1,635	551
Under 25	141	162	275	2,194	2,611	8,150	110	138	15,433	13,078	44,121	109	131	227	11,480	9,980	22,798	47	154	5,172	8,922
25-49	284	299		10,038	10,748		256	282	73,129	57,112		247	280		25,432	25,098		136		7,071	
50-99	682	709	617	45,627	47,107	42,569	652	694	332,719	230,214	213,008	657	700	572	98,567	99,638	87,349	488	482	33,177	35,864
100-199	646	741	869	79,757	90,865	109,528	627	734	580,009	422,114	536,841	640	754	838	145,877	152,553	180,052	562	770	56,070	80,643
200 and over	116	158	253	27,729	40,084	65,526	116	158	205,910	200,406	381,272	115	156	249	38,226	59,173	91,237	109	231	16,672	37,066
Moultrie																					
Total	1,181	1,395	1,347	109,253	127,478	135,011	1,162	1,360	657,819	714,307	742,747	1,162	1,357	1,336	227,455	238,895	251,238	975	1,147	102,284	120,736
None							9	9	4,640	1,986	1,250	16	10	5	1,625	1,400	682	9	3	802	487
Under 25	71	103	222	1,047	1,696	6,688	60	82	5,982	9,510	41,932	59	77	212	5,451	4,394	20,450	34	140	3,162	9,188
25-49	156	175		5,610	6,284		146	167	28,897	33,723		148	165		16,138	16,195		95		5,835	
50-99	422	509	446	29,210	34,161	30,256	416	499	159,642	187,865	166,891	412	501	442	65,372	70,727	64,539	339	361	25,417	29,218
100-199	466	523	565	57,488	64,570	69,819	465	518	360,095	358,558	375,835	462	519	584	115,312	116,130	125,872	438	535	54,995	61,584
200-399	63	80	109	14,398	18,607	25,823	63	80	87,123	114,699	141,599	62	80	108	21,807	26,319	36,195	57	103	10,723	18,379
400 and over	3	5	5	1,500	2,160	2,425	3	5	11,440	7,966	15,240	3	5	5	1,750	3,730	3,500	3	5	1,350	1,880
Ogle																					
Total	2,551	2,722	2,583	236,629	288,241	304,142	2,262	2,673	1,379,992	1,586,930	1,583,953	2,155	2,580	2,497	401,390	456,340	534,894	1,740	2,093	175,967	228,358
None							15	9	5,894	2,954	1,776	20	8	13	2,425	1,375	1,653	15	11	1,716	771
Under 25	172	105	263	2,549	1,600	7,990	95	97	13,472	9,121	44,581	72	75	231	4,475	4,205	15,761	35	110	2,279	6,390
25-49	346	376		11,888	12,734		274	356	57,299	61,771		223	323		20,834	20,384		124		8,539	
50-99	928	835	737	61,235	54,876	50,857	833	821	322,606	293,741	264,077	812	794	704	107,620	88,841	82,421	623	560	47,293	34,865
100-199	927	1,079	1,224	115,501	135,300	155,804	875	1,065	676,621	771,379	787,006	861	1,063	1,197	193,864	220,420	246,289	784	1,088	82,789	116,747
200-399	168	312	340	37,906	71,764	78,941	160	310	237,255	377,635	406,527	158	303	333	58,437	104,165	167,895	150	306	26,366	58,915
400-799	7	13	(1)	3,000	5,955	(1)	7	13	23,441	36,949	(1)	6	12	(1)	3,100	10,350	(1)	6	(1)	2,250	(1)
800 and over	3	2	(1)	4,550	6,012	(1)	3	2	43,404	33,380	(1)	3	2	(1)	10,635	6,600	(1)	3	(1)	4,735	(1)
400-699	7	12	16	3,000	5,205	7,250	7	12	23,441	31,474	52,769	6	11	16	3,100	9,350	13,025	6	15	2,250	6,000
700 and over	3	3	3	4,550	6,762	3,300	3	3	43,404	38,855	27,217	3	3	3	10,635	7,600	7,850	3	3	4,735	4,670
Peoria																					
Total	2,222	2,382	2,209	182,185	208,131	216,130	2,096	2,237	1,201,751	946,609	1,100,947	2,039	2,219	2,216	346,395	334,918	373,123	1,531	1,632	144,972	162,791
None							16	3	6,342	980	9,098	22	7	16	3,246	963	2,968	15	14	1,187	2,412
Under 25	257	241	436	3,992	4,116	12,767	206	186	26,240	13,385	76,093	185	153	429	12,550	7,213	28,556	64	159	5,194	10,676
25-49	377	368		13,281	12,950		342	334	86,587	52,326		319	329		27,472	22,968		167		8,527	
50-99	779	861	751	51,570	56,822	51,636	747	820	342,901	246,146	263,444	735	833	750	106,030	92,674	99,862	550	561	42,197	40,812
100-199	693	745	841	85,846	90,818	105,168	670	727	550,950	423,644	507,841	665	734	841	152,317	143,447	169,832	625	736	66,993	74,769
200-399	111	151	166	25,396	34,646	39,494	110	151	175,397	169,320	198,165	108	147	166	41,980	55,260	61,118	107	152	19,924	29,484
400 and over	5	16	15	2,100	8,779	7,065	5	16	13,334	40,808	46,306	5	16	14	2,800	12,393	10,787	3	10	950	4,638
Perry																					
Total	1,471	1,839	1,710	111,492	155,457	155,756	1,387	1,744	686,366	912,694	1,076,777	1,396	1,724	1,688	195,023	247,435	280,768	1,013	1,438	77,765	151,769
None							8	1	2,515	270	1,345	15	1	8	1,832	100	815	9	6	670	606
Under 25	141	179	409	2,357	2,766	11,593	115	130	13,902	7,901	87,718	113	123	386	7,834	6,128	39,371	52	241	2,939	21,375
25-49	292	338		9,885	11,660		263	315	57,129	52,646		262	300		20,526	23,583		142		6,107	

50-99	572	584	567	37,587	38,658	38,349	548	565	225,923	215,325	274,597	549	567	561	72,930	70,135	79,629	409	487	28,336	42,140
100-199	420	641	635	51,022	79,882	80,099	409	636	324,966	495,151	543,330	411	638	634	77,671	122,709	128,573	360	606	33,919	69,315
200 and over	46	97	99	10,641	22,491	25,715	44	97	61,931	141,391	169,787	46	95	99	14,230	24,780	32,380	41	98	5,794	18,333
Piatt																					
Total	1,150	1,286	1,221	100,277	124,762	117,797	1,126	1,271	619,995	628,452	672,566	1,102	1,264	1,218	251,577	243,582	245,168	972	1,044	116,471	115,417
None							12	7	2,400	1,325	804	11	8	3	1,321	1,825	1,150	11	3	1,027	600
Under 25	83	46	191	1,331	765	5,809	69	43	11,501	2,769	37,575	61	38	189	7,522	2,566	18,271	42	119	3,857	7,274
25-49	161	162		5,661	5,687		154	157	36,665	29,480		144	160		19,216	15,130		101		7,857	
50-99	418	459	472	28,233	30,619	31,874	406	453	181,727	137,486	176,740	403	450	470	78,062	65,004	74,409	358	401	35,754	32,944
100-199	444	525	481	53,395	64,713	60,002	441	518	308,434	337,730	338,239	439	515	479	122,484	122,394	120,096	419	450	56,567	58,809
200-399	41	87	69	10,057	19,780	16,293	41	86	64,708	102,764	95,838	41	86	69	18,372	31,813	27,042	38	67	8,009	14,965
400 and over	3	7	8	1,600	3,200	3,819	3	7	14,560	16,898	23,370	3	7	8	4,600	4,850	4,200	3	4	3,300	825
Pike																					
Total	2,566	2,860	2,676	202,355	200,522	258,080	2,423	2,796	1,244,588	1,015,773	1,549,180	2,408	2,727	2,563	365,400	372,321	456,955	1,842	2,164	131,905	200,950
None							10	19	2,836	2,564	2,650	8	22	12	1,595	2,282	2,110	13	11	1,204	996
Under 25	234	370	512	3,858	5,816	15,122	187	335	22,791	32,439	94,323	168	292	442	13,641	18,833	40,947	96	285	4,899	16,742
25-49	483	671		17,174	23,467		443	651	105,462	112,937		435	623		42,992	57,815		273		14,204	
50-99	985	1,061	941	64,790	68,923	63,952	944	1,043	409,123	358,497	394,032	953	1,035	914	127,292	138,577	128,942	713	764	41,321	54,388
100-199	763	652	1,004	92,844	77,473	125,596	738	646	556,734	372,741	709,785	745	650	979	146,601	123,622	212,014	657	904	55,451	95,122
200-399	98	104	208	22,464	23,693	48,135	98	100	136,142	131,630	311,302	96	103	206	32,029	29,992	65,882	90	200	14,826	33,702
400 and over	3	2	11	1,225	1,150	5,275	3	2	11,500	4,965	37,088	3	2	10	1,250	1,200	7,060				
Pope																					
Total	1,119	1,344	1,170	64,953	101,621	85,644	1,091	1,287	497,375	587,172	616,089	1,002	1,188	1,128	100,861	115,139	125,855	738	926	39,222	64,077
None							13	2	3,390	110	1,350	16	5	3	1,200	265	260	11	4	747	235
Under 25	236	186	451	4,086	3,228	13,112	212	147	29,817	13,840	92,072	174	145	419	8,245	6,900	23,715	102	282	2,762	10,836
25-49	352	290		13,146	10,916		345	283	92,991	60,040		316	251		24,591	16,448		222		8,898	
50-99	338	467	392	21,610	30,417	25,876	331	459	163,460	185,916	188,915	315	407	380	34,069	35,360	38,204	254	331	13,009	18,750
100-199	166	327	279	19,901	39,781	34,024	163	323	159,518	226,091	234,806	156	310	278	23,866	38,547	46,496	127	262	9,313	24,336
200 and over	27	74	48	6,210	17,279	12,632	27	73	48,199	101,175	98,946	25	70	48	8,890	17,619	17,180	22	47	4,493	9,920
Pulaski																					
Total	852	1,153	837	44,142	75,315	47,488	793	1,071	228,196	276,562	306,519	778	1,095	822	78,150	116,567	96,305	458	576	26,889	43,601
None							2	4	546	320	242	4	3	5	1,275	190	650	4	5	1,165	524
Under 25	290	343	488	4,126	4,980	12,512	257	270	17,423	11,084	85,917	239	296	474	10,121	12,027	32,733	82	261	2,437	13,503
25-49	222	258		7,047	8,612		202	250	30,747	23,673		203	252		16,371	17,313		105		5,865	
50-99	218	323	217	13,978	20,431	13,790	211	319	70,230	67,937	81,977	211	319	212	24,205	34,228	28,788	157	187	7,369	13,257
100-199	90	165	106	10,993	20,791	12,911	89	164	62,341	84,097	77,391	89	162	105	16,422	27,600	21,564	79	99	6,398	9,716
200 and over	32	64	26	7,998	20,501	8,275	32	64	46,909	89,451	60,992	32	63	26	9,736	25,209	12,570	31	24	3,455	6,601
Putnam																					
Total	458	509	463	38,242	47,911	49,535	420	497	232,970	255,555	264,765	400	489	456	86,429	98,800	110,395	326	393	47,199	63,417
None							1	3	360	494		2	1		19	35					
Under 25	40	39	66	643	619	2,051	31	35	3,120	3,146	12,414	21	31	63	1,478	1,718	7,135	11	36	629	3,430
25-49	79	80		2,757	2,778		67	74	11,992	11,227		65	71		7,285	4,825		31		3,368	
50-99	174	195	168	11,644	12,887	11,542	161	191	60,198	61,889	63,745	157	191	165	28,645	27,482	26,927	137	138	15,158	14,996
100-199	143	150	180	17,527	19,051	23,174	138	149	108,713	101,539	116,645	134	150	179	38,940	39,071	46,183	128	170	20,229	25,934
200-399	18	38	43	3,950	9,126	10,093	18	38	31,755	54,987	50,424	17	38	43	6,812	18,619	23,290	15	43	5,288	14,448
400 and over	4	7	6	1,721	3,450	2,675	4	7	16,832	22,273	21,537	4	7	6	3,250	7,050	6,860	4	6	2,527	4,609
Randolph																					
Total	2,017	2,298	2,131	183,515	229,093	244,792	1,928	2,214	1,426,088	1,493,216	1,671,873	1,888	2,198	2,128	328,060	364,485	444,271	1,538	1,891	144,087	228,022
None							6		2,175		2,075	8		4	1,091		725	7	4	675	622
Under 25	151	158	301	2,469	2,701	8,920	120	131	19,480	11,827	56,650	104	130	298	9,032	8,162	27,209	47	187	4,631	12,645
25-49	328	298		11,374	10,303		301	275	81,014	55,659		293	266		28,755	21,360		184		9,902	
50-99	688	742	814	45,554	49,252	42,232	668	716	348,537	304,194	286,385	657	714	612	93,464	90,988	100,163	533	545	38,281	50,912
100-199	702	863	932	88,154	108,958	120,611	688	855	688,853	722,367	816,944	679	857	932	142,468	167,044	207,355	624	882	64,600	109,533
200-399	141	227	264	32,464	52,781	62,649	138	227	254,837	363,543	438,041	140	221	262	46,300	69,506	94,164	136	255	22,053	48,322
400 and over	7	10	20	3,500	5,100	10,380	7	10	31,192	35,626	71,778	7	10	20	6,950	7,425	14,655	7	18	3,945	5,988

[1] Comparison with later censuses may be found in groups below beginning with 400-699.

COUNTY TABLE 1.—CHICKENS ON FARMS 1940, 1935, AND 1930; CHICKEN EGGS PRODUCED AND CHICKENS RAISED 1939, 1934, AND 1929; AND CHICKENS SOLD, 1939 AND 1929; CLASSIFIED BY NUMBER ON HAND—Continued

(Chickens on hand over 4 months old Apr. 1, 1940 and over 3 months old Jan. 1, 1935 and Apr. 1, 1930)

STATE OR COUNTY AND NUMBER OF CHICKENS ON HAND	CHICKENS ON HAND						CHICKEN EGGS PRODUCED					CHICKENS RAISED						CHICKENS SOLD			
	Farms reporting			Number			Farms reporting		Dozens			Farms reporting			Number			Farms reporting		Number	
	1940 (Apr.1)	1935 (Jan.1)	1930 (Apr.1)	1940 (Apr. 1)	1935 (Jan. 1)	1930 (Apr. 1)	1939	1934	1939	1934	1929	1939	1934	1929	1939	1934	1929	1939	1929	1939	1929
ILLINOIS—Con.																					
Richland																					
Total	1,653	1,839	1,555	171,200	221,293	214,365	1,571	1,753	1,086,851	1,268,190	1,630,423	1,540	1,764	1,555	263,256	302,971	324,227	1,261	1,402	120,309	184,459
None	———	———	———	———	———	———	8	4	3,232	3,405	2,985	13	5	5	2,511	679	805	10	5	1,939	795
Under 25	132	106	186	2,127	1,816	5,608	103	68	12,479	7,284	40,440	90	81	184	8,314	4,568	16,550	44	114	4,448	8,923
25-49	216	204		7,701	7,324		187	185	40,197	31,368		184	181		15,020	13,438		110		4,477	
50-99	494	472	361	34,188	31,079	25,170	471	455	206,501	150,111	200,314	464	457	360	60,922	51,586	51,273	368	316	24,459	27,631
100-199	615	725	649	77,451	93,539	86,121	609	711	504,783	541,007	666,423	597	711	648	116,569	128,415	133,005	545	615	53,671	74,996
200-399	181	296	315	42,483	70,605	77,123	178	294	266,521	418,936	561,955	178	295	314	50,270	86,710	96,119	169	308	26,409	54,388
400 and over	15	36	44	7,250	16,930	20,343	15	36	53,138	116,079	158,306	14	34	44	9,650	17,575	26,475	15	44	4,906	17,726
Rock Island																					
Total	1,605	1,760	1,640	145,787	170,398	188,616	1,470	1,678	999,032	816,366	1,135,234	1,431	1,664	1,639	256,016	311,706	355,382	1,111	1,300	110,066	165,431
None	———	———	———	———	———	———	18	3	7,255	180	900	22	6	5	3,868	2,934	690	19	4	2,815	384
Under 25	159	154	237	2,307	2,529	6,970	115	127	16,288	17,558	46,047	99	114	233	3,758	5,711	18,746	35	106	1,690	7,300
25-49	249	249		8,732	8,665		218	228	55,493	44,760		193	224		13,906	18,853		92		4,027	
50-99	506	538	476	33,032	35,074	32,139	457	516	212,292	165,977	212,434	453	511	475	59,296	65,167	64,621	345	358	21,370	27,350
100-199	567	653	701	70,261	81,581	89,940	546	638	479,888	379,941	530,599	546	645	700	121,907	147,870	171,923	506	626	53,318	85,453
200-399	118	152	202	27,042	34,865	46,029	110	152	187,856	171,795	266,090	113	150	202	44,281	58,021	75,952	108	185	20,789	35,158
400 and over	6	14	24	4,413	7,684	13,538	6	14	39,960	36,155	79,164	5	14	24	9,000	13,150	23,450	6	21	6,057	9,786
St. Clair																					
Total	2,610	3,201	2,759	255,098	335,395	342,014	2,523	3,075	1,912,384	2,063,544	2,213,591	2,484	3,025	2,750	529,502	550,197	613,304	1,889	2,324	229,091	290,432
None	———	———	———	———	———	———	29	———	22,360	———	3,675	35	1	10	19,627	400	1,925	26	8	18,647	1,020
Under 25	232	332	359	3,682	5,274	10,344	186	263	21,061	18,833	62,021	163	244	347	10,129	11,670	24,988	38	136	3,433	7,069
25-49	416	464		13,971	15,802		381	440	91,597	69,660		370	432		35,470	32,680		166		9,755	
50-99	759	824	685	49,672	53,414	46,289	732	805	369,300	291,056	292,102	729	784	682	112,982	96,854	106,244	551	559	41,494	45,772
100-199	910	1,136	1,209	115,622	144,492	157,204	904	1,123	888,003	908,571	998,426	898	1,124	1,205	227,456	246,616	291,963	831	1,130	100,321	142,474
200-399	282	409	468	67,076	96,908	110,227	280	409	485,698	653,108	710,611	278	406	468	114,538	142,323	164,969	266	455	50,789	80,062
400 and over	11	36	38	5,075	19,505	17,950	11	35	34,365	122,316	146,756	11	34	38	9,300	19,654	23,215	11	36	4,652	14,035
Saline																					
Total	1,871	2,359	2,043	110,234	151,355	147,550	1,756	2,176	658,968	673,148	968,301	1,748	2,201	2,048	203,325	271,360	294,840	1,097	1,592	65,291	125,963
None	———	———	———	———	———	———	23	3	5,303	225	1,141	22	4	9	1,834	205	1,165	19	11	1,157	942
Under 25	384	447	797	6,162	7,155	22,782	312	370	38,446	19,736	153,234	310	363	794	21,940	19,222	65,188	135	494	8,876	25,285
25-49	584	622		20,596	21,992		546	583	117,243	68,684		545	581		44,518	46,579		285		10,359	
50-99	553	767	689	35,689	50,968	46,609	535	732	206,406	212,111	302,242	529	739	688	64,325	96,851	100,436	374	578	17,982	40,518
100-199	305	453	475	36,903	54,330	58,565	296	423	221,811	286,916	382,235	297	444	475	55,103	84,777	97,835	246	435	20,465	44,242
200-399	42	66	79	9,334	14,810	18,234	41	61	54,699	80,416	118,749	42	66	79	12,235	20,676	29,116	35	71	4,957	14,326
400 and over	3	4	3	1,550	2,100	1,360	3	4	15,060	5,060	10,700	3	4	3	3,370	3,050	1,100	3	3	1,495	650
Sangamon																					
Total	2,732	3,172	2,951	211,840	244,691	267,473	2,566	3,054	1,123,089	905,064	1,403,544	2,570	3,003	2,953	472,903	495,417	519,425	1,819	2,142	179,913	219,730
None	———	———	———	———	———	———	22	9	5,559	398	3,703	26	10	19	5,390	768	3,149	22	16	3,827	1,518
Under 25	257	326	665	4,218	5,293	19,050	199	279	22,193	20,660	115,522	185	259	656	14,833	21,292	53,467	66	303	5,069	18,273
25-49	588	637		20,959	22,300		541	607	114,485	80,218		531	583		57,341	60,168		279		17,013	
50-99	1,050	1,223	1,072	68,403	79,974	72,208	1,000	1,190	365,657	281,377	392,702	1,009	1,181	1,068	162,664	168,419	156,389	746	762	57,453	60,680

100-199	735	857	1,014	88,970	103,818	125,922	706	840	474,004	409,303	603,449	721	843	1,010	177,705	187,330	220,628	614	874	70,237	93,109
200-399	97	115	184	22,003	25,435	42,343	93	115	120,656	95,963	237,789	93	113	184	38,170	38,940	74,776	88	173	17,814	41,605
400 and over	5	14	16	7,287	7,871	7,950	5	14	20,535	17,145	50,379	5	14	16	16,800	18,500	9,016	4	14	8,500	4,545
Schuyler																					
Total	1,407	1,533	1,554	106,565	116,824	155,522	1,335	1,488	658,147	583,528	905,373	1,320	1,500	1,545	214,331	221,218	278,682	1,083	1,346	93,474	148,107
None	-----	-----	-----	-----	-----	-----	7	3	2,060	635	1,500	5	3	6	1,005	182	1,010	7	6	621	885
Under 25	141	129	286	2,322	2,114	8,771	117	113	12,315	12,071	51,889	98	111	279	8,896	6,296	22,589	55	183	5,068	10,841
25-49	274	306		9,647	10,776		250	289	51,282	53,420		256	296		24,684	25,579		172		9,243	
50-99	547	627	510	36,245	41,113	34,962	525	615	204,487	212,099	207,694	527	620	507	78,105	79,321	72,716	444	443	31,052	37,496
100-199	399	418	612	47,254	50,169	77,596	390	415	314,043	242,109	437,782	388	418	608	84,751	83,855	133,194	360	574	39,721	73,087
200 and over	46	53	146	11,097	12,652	34,193	46	53	73,960	63,194	206,508	46	52	145	16,890	25,985	49,173	45	140	7,769	25,798
Scott																					
Total	732	879	870	62,123	76,022	96,454	683	830	342,768	446,025	537,565	710	861	840	123,444	142,805	173,223	549	669	39,288	73,355
None	-----	-----	-----	-----	-----	-----	7	5	1,691	702	625	9	4	5	1,510	530	800	9	3	761	551
Under 25	52	94	139	815	1,516	4,159	33	73	4,911	11,164	25,035	42	88	117	3,669	6,675	10,594	17	56	1,238	3,615
25-49	142	148		5,079	5,128		122	132	31,655	31,809		128	138		12,393	13,680		77		2,724	
50-99	272	307	244	18,373	19,993	16,457	262	298	110,092	119,836	93,050	266	303	238	41,118	44,325	36,910	199	189	11,681	15,184
100-199	230	278	376	28,886	34,875	48,885	223	273	141,763	206,679	253,816	229	276	371	51,264	59,695	84,780	213	317	17,369	35,920
200-399	32	49	104	7,160	11,210	23,733	32	46	41,156	63,841	142,689	32	49	103	11,125	15,300	35,369	30	97	4,465	15,341
400 and over	4	3	7	1,810	3,300	3,220	4	3	11,500	12,194	22,350	4	3	6	2,365	2,600	4,770	4	7	1,050	2,764
Shelby																					
Total	3,162	3,531	3,310	301,915	337,845	372,183	2,994	3,337	1,948,653	1,742,806	2,266,987	2,896	3,394	3,236	509,082	544,360	614,866	2,369	2,830	192,490	283,989
None	-----	-----	-----	-----	-----	-----	16	6	5,375	1,211	2,754	21	11	12	3,330	1,170	1,456	19	11	2,237	1,075
Under 25	216	227	503	3,640	3,531	14,767	165	176	26,119	23,452	96,813	136	175	446	14,080	9,445	38,094	79	299	7,824	16,247
25-49	393	470		13,568	16,445		348	417	87,392	74,887		311	428		28,651	29,674		203		10,121	
50-99	1,010	1,204	959	66,906	79,988	65,717	952	1,142	424,201	385,290	426,418	930	1,174	939	125,542	142,192	127,607	715	781	42,196	53,956
100-199	1,316	1,337	1,375	164,242	166,272	177,954	1,286	1,307	1,063,845	870,459	1,085,501	1,271	1,317	1,369	266,221	263,238	293,298	1,146	1,282	102,726	135,757
200-399	217	274	450	49,034	62,889	103,926	217	270	306,126	330,017	597,775	217	272	447	66,358	88,401	142,177	199	435	25,426	70,894
400 and over	10	19	23	4,525	8,720	9,819	10	19	35,595	57,490	57,726	10	17	23	4,900	10,240	12,234	8	22	1,960	6,060
Stark																					
Total	875	916	920	72,384	87,190	91,779	827	888	435,764	498,860	503,046	755	847	905	133,916	136,230	153,127	646	760	65,848	77,512
None	-----	-----	-----	-----	-----	-----	6	1	3,325	1,460	4,180	7	3	2	1,275	174	700	8	2	1,415	350
Under 25	60	61	143	1,005	992	4,393	49	45	4,823	10,832	27,543	30	35	135	1,591	2,145	10,239	13	72	594	4,489
25-49	160	113		5,733	4,047		143	106	35,823	24,429		107	91		11,260	6,522		78		6,008	
50-99	336	292	317	22,163	19,220	21,763	316	289	137,393	112,722	122,477	303	275	310	41,111	30,846	39,768	250	260	19,769	18,492
100-199	280	378	393	34,495	45,946	49,596	274	375	203,329	255,093	254,589	269	372	391	63,827	70,742	78,895	260	362	31,519	40,974
200 and over	39	72	67	8,988	16,985	16,027	39	72	51,071	94,324	94,257	39	71	67	14,852	25,801	23,525	37	64	6,543	13,207
Stephenson																					
Total	2,405	2,587	2,565	279,011	305,105	346,436	2,252	2,522	1,845,398	2,022,834	2,004,385	2,093	2,275	2,497	394,027	405,143	485,687	1,720	2,187	181,853	234,750
None	-----	-----	-----	-----	-----	-----	19	10	13,053	3,187	2,155	11	8	4	3,015	1,120	559	19	4	3,600	345
Under 25	104	93	201	1,607	1,437	5,962	82	74	10,477	9,698	36,759	73	45	176	2,734	1,787	10,216	23	93	901	3,557
25-49	248	233		8,698	8,087		216	222	58,674	55,244		185	160		13,641	8,609		85		5,713	
50-99	631	701	553	42,663	47,260	39,287	581	674	267,348	326,169	231,898	532	593	537	61,685	54,239	60,977	401	443	25,736	29,277
100-199	1,080	1,174	1,305	139,669	151,398	172,795	1,023	1,158	900,870	991,135	995,480	969	1,107	1,280	201,370	205,207	238,348	896	1,171	91,140	114,342
200-399	316	365	470	72,328	85,873	111,072	306	363	499,199	570,122	637,309	298	341	465	94,382	118,786	150,152	275	440	46,660	72,336
400-799	23	19	(1)	10,346	9,100	(1)	25	21	95,777	67,279	(1)	22	19	(1)	10,600	13,345	(1)	18	(1)	6,053	(1)
800 and over	3	2	(1)	3,700	1,950	(1)						3	2	(1)	6,600	2,050	(1)	3	(1)	2,050	(1)
400-699	23	16	34	10,346	6,950	15,420	25	21	95,777	67,279	100,784	22	16	33	10,600	10,645	21,735	18	34	6,053	11,343
700 and over	3	5	2	3,700	4,100	1,900						3	5	2	6,600	4,750	3,700	3	2	2,050	3,550
Tazewell																					
Total	2,092	2,331	2,072	185,828	233,662	215,807	1,996	2,236	1,288,584	1,092,581	1,353,867	1,901	2,209	2,068	384,086	412,784	412,652	1,562	1,690	163,128	182,284
None	-----	-----	-----	-----	-----	-----	18	12	6,686	1,876	1,627	24	11	14	6,581	1,113	1,361	24	10	5,683	461
Under 25	150	163	331	2,402	2,574	10,184	116	119	14,405	7,733	65,669	95	107	323	6,415	6,344	27,003	43	171	2,906	10,874
25-49	313	301		11,040	10,710		281	274	71,041	34,247		248	263		24,642	18,529		149		8,362	

[1] Comparison with later censuses may be found in groups below beginning with 400-699.

COUNTY TABLE 1.—CHICKENS ON FARMS 1940, 1935, AND 1930; CHICKEN EGGS PRODUCED AND CHICKENS RAISED 1939, 1934, AND 1929; AND CHICKENS SOLD, 1939 AND 1929; CLASSIFIED BY NUMBER ON HAND—Continued

(Chickens on hand over 4 months old Apr. 1, 1940 and over 3 months old Jan. 1, 1935 and Apr. 1, 1930)

STATE OR COUNTY AND NUMBER OF CHICKENS ON HAND	CHICKENS ON HAND						CHICKEN EGGS PRODUCED					CHICKENS RAISED						CHICKENS SOLD			
	Farms reporting			Number			Farms reporting		Dozens			Farms reporting			Number			Farms reporting		Number	
	1940 (Apr.1)	1935 (Jan.1)	1930 (Apr1)	1940 (Apr. 1)	1935 (Jan. 1)	1930 (Apr. 1)	1939	1934	1939	1934	1929	1939	1934	1929	1939	1934	1929	1939	1929	1939	1929
ILLINOIS—Con.																					
Tazewell—Con.																					
50-99	796	731	717	53,033	49,129	49,351	760	712	356,370	202,248	296,800	729	705	714	118,718	84,517	105,011	595	591	48,009	43,533
100-199	709	928	810	86,888	117,596	101,581	697	918	583,617	560,448	621,441	688	916	807	176,665	204,406	192,186	642	716	75,309	87,206
200-399	118	192	202	26,615	44,858	47,441	118	186	184,045	227,684	309,733	111	191	198	41,415	82,425	73,624	103	190	18,094	33,695
400-799	3	13	(1)	1,400	5,895	(1)	3	12	9,080	36,345	(1)	3	13	(1)	2,250	8,650	(1)	3	(1)	825	(1)
800 and over	3	3	(1)	4,450	2,900	(1)	3	3	63,340	22,000	(1)	3	3	(1)	7,400	6,800	(1)	3	(1)	3,940	(1)
400-699	3	12	10	1,400	5,195	4,700	3	11	9,080	32,695	38,717	3	12	10	2,250	7,750	8,267	3	10	825	3,915
700-999	-----	2	-----	-------	1,500	-------	-----	2	-------	6,650	-------	-----	2	-----	-------	2,700	-------	-----	-----	-------	-------
1000 and over	3	2	2	4,450	2,100	2,550	3	2	63,340	19,000	19,830	3	2	2	7,400	5,000	5,200	3	2	3,940	2,600
Union																					
Total	1,584	1,850	1,599	74,232	101,245	81,682	1,534	1,795	420,501	358,878	482,399	1,505	1,786	1,573	147,258	167,977	160,113	992	1,223	51,703	76,028
None	-----	-----	-----	-------	-------	-------	25	1	6,019	50	6,245	33	2	10	2,077	62	1,822	22	7	915	1,692
Under 25	392	348	907	6,580	5,902	24,909	355	311	40,355	21,230	160,793	335	308	878	19,208	14,107	63,207	146	612	6,168	28,045
25-49	584	618		20,366	21,484		555	608	118,355	77,021		550	598		45,368	41,248		335		14,281	
50-99	469	629	498	29,361	40,151	32,066	462	622	153,921	140,172	175,729	452	625	493	56,123	67,082	57,007	372	425	20,195	27,273
100-199	125	229	182	14,295	26,980	21,992	123	227	82,280	87,910	122,876	121	227	180	19,487	36,351	32,892	107	168	8,035	16,497
200 and over	14	26	12	3,630	6,728	2,715	14	26	19,571	32,495	16,756	14	26	12	4,995	9,127	5,185	10	11	2,109	2,521
Vermilion																					
Total	2,969	3,355	3,362	201,610	240,414	277,403	2,779	3,156	1,285,693	1,157,015	1,609,512	2,791	3,054	3,384	490,507	470,803	624,559	2,122	2,670	223,798	310,895
None	-----	-----	-----	-------	-------	-------	36	6	11,261	2,933	7,600	50	12	38	12,373	1,394	6,710	45	33	10,274	4,854
Under 25	434	513	1,014	6,858	8,034	28,750	339	418	39,729	38,846	186,583	338	402	1,006	28,498	25,328	91,871	143	572	10,542	38,079
25-49	690	680		24,137	23,918		622	630	145,570	95,393		618	609		68,782	51,029		365		22,984	
50-99	1,102	1,225	1,180	72,862	79,439	79,509	1,053	1,183	451,265	387,564	447,122	1,054	1,127	1,175	182,725	165,805	196,267	878	986	80,885	94,809
100-199	678	818	996	81,311	98,862	123,279	668	804	523,257	501,170	694,972	669	789	993	171,299	182,079	243,364	632	916	85,647	128,997
200-399	60	110	153	13,642	25,211	35,493	56	107	90,543	114,825	202,315	57	106	153	22,980	40,718	68,007	54	145	10,916	36,065
400 and over	5	9	19	2,800	4,950	10,372	5	8	24,068	16,284	70,920	5	9	19	3,850	4,450	18,340	5	18	2,550	8,091
Wabash																					
Total	830	944	904	76,773	92,765	96,792	789	928	506,433	498,516	711,141	790	918	883	148,436	153,749	176,035	604	810	57,325	89,663
None	-----	-----	-----	-------	-------	-------	1	4	625	500	-------	5	4	1	825	460	75	5	1	350	25
Under 25	61	51	154	1,011	897	4,843	43	43	7,207	4,403	34,572	47	43	142	5,321	2,297	15,116	32	114	2,538	7,211
25-49	124	130		4,310	4,740		114	126	28,979	25,743		110	120		10,425	11,430		71		3,623	
50-99	282	329	290	18,228	21,391	19,659	274	324	125,611	110,227	138,725	271	321	286	45,734	41,495	42,973	208	258	19,218	22,553
100-199	293	340	349	36,374	41,405	43,370	287	337	223,478	207,760	313,615	287	337	346	62,720	65,217	74,506	230	331	22,409	37,921
200-399	67	87	103	15,400	20,832	24,635	67	87	105,733	120,494	181,246	67	86	100	21,541	28,400	36,565	55	98	8,237	18,708
400 and over	3	7	8	1,450	3,500	4,285	3	7	14,800	29,389	42,983	3	7	8	1,870	4,450	6,800	3	8	950	3,245
Warren																					
Total	1,647	1,782	1,754	133,707	155,122	181,038	1,545	1,716	905,472	778,341	1,070,609	1,506	1,716	1,763	266,589	269,801	325,428	1,200	1,461	115,233	155,070
None	-----	-----	-----	-------	-------	-------	26	8	8,454	1,084	3,350	29	10	14	3,050	1,095	2,043	27	11	2,199	1,327
Under 25	135	85	249	2,306	1,494	7,472	90	67	16,031	5,836	48,070	79	59	246	6,282	3,447	18,312	38	130	2,807	6,690
25-49	285	281		10,266	10,231		245	265	64,641	55,495		238	262		25,191	22,131		145		8,432	
50-99	660	731	593	43,977	48,211	41,095	631	706	303,296	254,960	247,197	607	711	591	91,771	86,461	86,009	488	486	36,965	40,226

100-199	496	584	761	59,646	70,732	95,668	482	571	398,345	343,800	560,360	482	574	761	112,926	122,002	164,354	442	694	51,415	80,633
200-399	66	94	142	14,956	20,913	32,603	66	92	93,904	104,776	183,939	66	93	142	23,819	31,215	48,710	55	131	11,423	22,844
400 and over	5	7	9	2,556	3,541	4,200	5	7	20,801	12,390	27,693	5	7	9	3,550	3,450	6,000	5	9	1,992	3,350
Washington																					
Total	1,919	2,169	2,075	213,584	267,084	277,176	1,883	2,127	1,827,968	1,779,998	1,887,959	1,847	2,084	2,051	303,789	326,580	373,414	1,582	1,866	138,026	190,254
None	—	—	—	—	—	—	9	4	4,010	906	762	10	5	4	1,387	645	369	7	4	1,042	499
Under 25	78	94	230	1,306	1,555	6,859	69	77	10,780	6,259	47,384	62	66	217	4,535	3,194	17,233	37	153	2,800	7,332
25-49	225	218		7,780	7,468		214	207	61,376	33,210		200	201		16,708	15,406		127		5,177	
50-99	554	555	506	36,571	36,461	34,751	545	543	303,609	202,996	229,812	534	530	499	63,930	55,885	61,333	457	436	26,067	29,202
100-199	769	845	862	97,774	109,265	116,496	757	842	863,763	743,536	804,473	751	830	858	140,818	137,759	164,443	680	808	66,015	84,839
200-399	290	443	448	68,753	105,958	106,345	286	441	572,230	750,803	724,822	287	438	445	75,386	108,689	117,899	271	437	36,345	61,492
400 and over	3	14	29	1,400	6,377	12,725	3	13	12,200	42,288	80,706	3	14	28	1,025	5,002	12,137	3	28	580	6,890
Wayne																					
Total	3,164	3,291	2,975	364,257	452,259	441,935	3,030	3,193	2,230,030	2,970,741	3,432,867	2,987	3,103	2,901	449,998	468,163	541,642	2,364	2,635	171,935	291,849
None	—	—	—	—	—	—	12	6	4,770	1,610	4,710	17	9	5	2,436	1,155	638	18	6	1,716	657
Under 25	190	121	327	2,877	1,994	9,673	172	88	19,351	11,282	70,420	162	79	285	10,052	4,712	25,437	56	190	4,207	15,421
25-49	355	241		12,766	8,483		320	219	76,650	47,425		302	204		21,874	13,758		172		7,574	
50-99	816	732	565	55,258	48,972	39,445	758	705	316,533	286,493	300,728	754	678	544	79,809	60,376	62,647	542	473	26,581	33,064
100-199	1,285	1,364	1,172	168,288	181,322	158,546	1,259	1,346	1,030,174	1,144,958	1,215,853	1,242	1,321	1,162	206,402	199,412	200,752	1,113	1,084	79,253	102,253
200-399	503	793	859	117,518	187,828	209,308	495	789	735,428	1,333,723	1,630,883	496	772	857	122,525	171,627	221,798	450	852	48,819	122,188
400 and over	15	40	52	7,550	23,660	24,963	14	40	47,124	145,250	210,273	14	40	50	6,900	17,123	30,370	13	50	3,785	18,266
White																					
Total	1,733	1,929	1,905	140,850	184,343	202,770	1,653	1,902	807,946	860,660	1,193,731	1,662	1,867	1,911	262,118	324,387	381,017	1,334	1,702	107,876	211,622
None	—	—	—	—	—	—	9	7	2,360	1,256	2,735	11	7	7	1,203	550	628	13	7	931	598
Under 25	189	133	348	3,236	2,445	10,174	155	114	19,048	10,861	72,715	146	109	348	12,852	7,359	36,315	85	250	5,095	19,182
25-49	328	295		11,746	10,691		309	285	65,318	47,644		313	275		31,679	26,515		197		10,826	
50-99	613	656	610	39,781	43,679	41,175	593	654	219,185	194,817	246,411	597	649	609	85,116	94,377	100,965	499	537	34,069	50,733
100-199	507	672	715	61,619	83,474	90,392	492	670	352,026	390,445	506,189	499	657	715	100,083	138,054	159,904	458	685	45,287	94,842
200-399	88	158	218	20,878	36,779	52,464	87	157	121,456	165,509	302,846	88	157	218	26,835	51,417	71,805	76	212	10,098	39,337
400 and over	8	15	14	3,590	7,275	8,585	8	15	28,553	50,130	62,835	8	13	14	4,350	6,115	11,400	8	11	1,570	6,930
Whiteside																					
Total	2,458	2,562	2,628	255,698	286,812	331,371	2,252	2,478	1,508,803	1,476,382	1,946,657	2,067	2,367	2,633	402,677	435,956	519,378	1,698	2,163	181,923	259,096
None	—	—	—	—	—	—	14	4	8,675	3,635	6,416	16	5	14	4,470	1,075	2,030	19	13	3,225	1,355
Under 25	138	122	247	2,155	1,970	6,980	79	100	12,905	9,684	52,406	56	73	243	4,549	4,663	16,580	27	111	2,512	6,606
25-49	264	258		9,233	9,028		219	232	44,689	40,114		168	202		12,976	11,669		93		5,687	
50-99	749	693	641	50,342	45,228	44,543	681	675	278,830	239,243	268,477	613	630	638	79,730	67,028	76,813	451	470	32,939	33,673
100-199	1,048	1,135	1,304	131,779	145,266	170,380	1,009	1,115	797,529	736,145	981,650	967	1,107	1,302	211,688	226,547	266,270	875	1,162	95,456	134,500
200-399	248	337	410	57,114	77,960	96,068	239	335	329,900	397,505	547,642	236	333	410	82,154	113,994	136,685	224	382	39,170	70,651
400 and over	11	17	26	5,075	7,360	13,400	11	17	36,275	50,056	90,066	11	17	26	7,110	10,980	21,000	9	25	2,934	12,311
Will																					
Total	2,648	3,029	2,824	260,577	292,330	328,761	2,439	2,907	1,677,133	1,214,009	1,952,045	2,368	2,751	2,820	430,683	457,681	626,266	1,695	2,246	164,447	253,475
None	—	—	—	—	—	—	19	8	7,288	2,440	2,178	29	7	10	4,315	6,452	1,485	18	8	3,754	673
Under 25	175	275	325	2,651	4,529	9,948	120	234	13,976	17,999	61,872	97	174	322	5,445	9,932	21,910	26	120	2,641	7,441
25-49	406	453		14,039	15,430		336	424	81,357	61,792		305	377		23,284	25,827		110		6,105	
50-99	858	963	843	57,086	62,687	57,109	788	926	345,400	250,179	340,066	773	890	837	101,499	100,315	105,178	538	616	36,337	40,785
100-199	973	1,050	1,286	122,262	130,727	164,528	948	1,030	803,472	537,104	964,707	934	1,022	1,281	201,279	201,883	337,815	800	1,157	78,139	127,023
200-399	209	256	341	48,466	59,282	78,911	202	254	301,704	262,692	437,537	204	250	341	66,898	81,722	123,360	186	320	27,264	60,725
400-799	23	27	(1)	11,673	12,960	(1)	22	26	90,253	60,599	(1)	22	26	(1)	21,663	22,450	(1)	13	(1)	6,857	(1)
800 and over	4	5	(1)	4,400	6,715	(1)	4	5	33,703	21,204	(1)	4	5	(1)	6,300	9,100	(1)	4	(1)	3,350	(1)
400-699	21	25	20	10,148	11,510	9,610	20	24	80,139	50,639	73,210	20	24	20	20,338	21,360	15,918	12	17	6,457	7,107
700-999	2	3	5	1,525	2,250	3,800	2	3	10,114	12,150	28,923	2	3	5	1,325	1,890	9,800	1	5	400	6,121
1000 and over	4	4	4	4,400	5,915	4,855	4	4	33,703	19,014	43,552	4	4	4	6,300	8,300	10,800	4	3	3,350	3,600

[1] Comparison with later censuses may be found in groups below beginning with 400-699.

COUNTY TABLE 1.—CHICKENS ON FARMS 1940, 1935, AND 1930; CHICKEN EGGS PRODUCED AND CHICKENS RAISED 1939, 1934, AND 1929; AND CHICKENS SOLD, 1939 AND 1929; CLASSIFIED BY NUMBER ON HAND—Continued

(Chickens on hand over 4 months old Apr. 1, 1940 and over 3 months old Jan. 1, 1935 and Apr. 1, 1930)

STATE OR COUNTY AND NUMBER OF CHICKENS ON HAND	CHICKENS ON HAND						CHICKEN EGGS PRODUCED					CHICKENS RAISED						CHICKENS SOLD			
	Farms reporting			Number			Farms reporting		Dozens			Farms reporting			Number			Farms reporting		Number	
	1940 (Apr.1)	1935 (Jan.1)	1930 (Apr.1)	1940 (Apr. 1)	1935 (Jan. 1)	1930 (Apr. 1)	1939	1934	1939	1934	1929	1939	1934	1929	1939	1934	1929	1939	1929	1939	1929
ILLINOIS—Con.																					
Williamson																					
Total	2,135	2,704	2,367	97,161	149,146	149,477	2,023	2,637	492,788	565,718	930,790	2,018	2,643	2,365	186,340	256,856	318,313	1,059	1,862	51,526	142,159
None	------	------	-----	-------	-------	-------	12	2	794	98	881	29	3	12	3,548	107	904	21	11	2,332	843
Under 25	606	526	1,058	9,736	8,853	31,150	544	493	50,666	28,772	224,872	520	494	1,045	26,743	22,243	89,038	163	721	5,277	37,115
25-49	764	905		26,190	31,927		720	888	122,421	118,737		727	886		54,048	61,978		361		11,655	
50-99	562	887	876	35,453	56,298	57,375	544	873	181,433	213,354	342,162	542	877	876	63,251	93,567	124,771	351	756	17,565	58,630
100-199	187	332	376	21,766	38,560	44,922	187	328	112,424	154,006	261,290	184	329	375	32,280	57,146	78,662	150	330	11,647	36,258
200 and over	16	54	57	4,016	13,508	16,030	16	53	25,050	50,751	101,585	16	54	57	6,470	21,815	24,938	13	44	3,050	11,313
Winnebago																					
Total	1,820	1,940	1,765	157,399	170,364	187,654	1,662	1,847	1,018,039	901,212	1,147,435	1,533	1,671	1,774	272,155	228,785	368,899	1,131	1,365	127,802	165,451
None	------	------	-----	-------	-------	-------	10	5	6,543	915	16,127	15	8	15	3,590	2,020	5,186	15	14	3,800	3,734
Under 25	185	198	316	2,892	3,023	9,174	140	154	20,202	17,150	57,712	111	110	314	13,017	5,468	26,483	46	145	8,890	17,610
25-49	316	338		10,775	11,489		270	313	67,721	56,780		231	260		19,588	14,064		116		8,224	
50-99	627	680	578	41,185	44,954	39,474	583	664	256,405	232,360	233,591	525	603	576	73,542	54,343	117,152	395	438	32,551	37,147
100-199	557	589	687	70,515	72,706	86,961	531	577	446,044	372,786	529,156	524	560	687	113,704	100,669	141,063	445	595	50,005	68,414
200-399	127	112	154	28,307	27,090	36,770	120	111	183,440	154,842	200,374	119	107	152	44,654	36,321	56,207	107	145	22,206	27,319
400 and over	8	23	30	3,725	11,102	15,275	8	23	37,684	66,379	110,475	8	23	30	4,060	15,900	22,808	7	28	2,126	11,227
Woodford																					
Total	1,766	1,915	1,836	174,508	213,173	218,713	1,667	1,865	1,439,909	1,207,482	1,211,323	1,587	1,830	1,722	350,044	376,387	376,848	1,227	1,549	145,498	184,878
None	------	------	-----	-------	-------	-------	8	2	7,390	660	2,360	9	1	7	3,320	65	890	9	7	1,611	526
Under 25	111	75	205	1,727	1,337	6,568	84	67	13,266	5,785	39,388	72	62	147	8,595	2,605	12,869	20	94	4,499	5,747
25-49	215	197		7,444	6,913		200	185	61,464	34,179		161	175		16,126	13,302		89		6,304	
50-99	857	576	531	68,241	38,408	36,721	812	561	609,363	199,504	214,533	762	552	491	142,761	77,221	71,808	607	430	56,361	34,276
100-199	423	827	834	59,843	104,868	106,681	408	812	452,143	625,769	566,365	409	804	814	115,131	189,949	187,277	365	761	48,065	93,968
200-399	154	223	245	34,753	52,497	57,918	149	221	278,359	293,762	313,173	148	219	242	59,561	82,945	86,494	131	237	25,983	41,916
400 and over	6	17	21	2,500	9,150	11,025	6	17	17,924	47,823	75,504	6	17	21	4,550	10,300	17,510	6	20	2,675	8,445
INDIANA																					
Total	158,980	181,480	167,046	11,936,984	14,417,072	14,082,641	149,131	171,935	83,222,506	80,684,735	103,539,916	143,492	165,883	165,048	26,946,663	26,721,283	29,047,735	108,168	127,786	12,975,800	14,088,357
None	------	------	-----	-------	-------	-------	1,531	784	649,815	278,043	446,485	2,483	1,223	1,203	1,252,146	269,313	257,312	2,249	1,104	1,127,195	207,445
Under 25	28,685	27,215	54,517	477,466	469,431	1,642,303	23,809	22,746	2,984,598	2,271,751	12,390,043	21,050	20,353	52,412	1,741,314	1,278,890	4,810,080	8,982	30,712	784,520	2,015,565
25-49	38,029	41,365		1,400,513	1,517,230		35,072	38,657	8,501,351	7,440,724		32,943	36,784		3,518,903	3,209,224		19,572		1,360,826	
50-99	49,950	59,074	58,208	3,294,540	3,865,279	3,879,273	47,580	57,020	21,367,463	20,468,164	28,132,502	46,399	55,689	57,505	7,484,819	7,533,210	8,529,787	36,368	46,844	3,163,432	3,952,185
100-199	33,629	42,209	42,864	4,148,377	5,197,192	5,302,426	32,622	41,279	28,998,384	28,794,121	37,336,490	32,199	40,622	42,561	8,283,478	9,128,937	9,933,889	28,458	38,502	3,969,575	4,979,528
200-399	7,429	10,042	9,886	1,774,780	2,385,333	2,346,294	7,274	9,899	13,051,287	14,610,909	17,416,756	7,190	9,687	9,807	3,053,462	3,704,302	3,910,477	6,420	9,163	1,569,128	2,032,752
400-799	1,027	1,326	(1)	501,757	644,236	(1)	1,013	1,307	4,129,661	4,458,409	(1)	1,001	1,281	(1)	944,123	972,155	(1)	907	(1)	567,363	(1)
800-1599	184	198	(1)	189,590	196,864	(1)	184	194	1,929,663	1,382,984	(1)	181	194	(1)	397,048	356,601	(1)	169	(1)	254,194	(1)
1600-3199	38	41	(1)	77,386	86,272	(1)	37	39	727,138	557,587	(1)	37	41	(1)	112,137	179,476	(1)	35	(1)	71,434	(1)
3200 and over	9	10	(1)	72,575	55,235	(1)	9	10	883,146	422,043	(1)	9	9	(1)	159,233	89,175	(1)	8	(1)	108,333	(1)
400-699	942	1,228	1,244	441,270	574,275	582,816	930	1,209	3,590,051	3,965,116	4,723,992	917	1,186	1,235	835,520	866,411	969,981	852	1,147	503,944	526,993
700-999	157	209	218	121,062	163,795	170,066	155	206	1,152,754	1,088,663	1,461,733	154	204	217	214,298	257,957	316,675	138	207	123,411	195,962
1000-2499	142	118	98	184,918	162,102	126,463	141	116	1,825,178	1,237,494	1,240,515	141	116	97	371,648	342,656	249,736	133	96	241,324	136,527
2500 and over	17	20	11	94,058	82,435	33,000	17	19	1,101,625	529,750	391,400	16	19	11	191,075	128,383	69,800	16	11	132,645	41,400

Adams																				
Total	1,825	2,039	1,974	172,187	207,499	208,082	1,751	1,962	1,287,521	1,326,192	1,492,157	1,631	1,878	1,945	352,254	380,210	377,479	1,479	1,568	183,608	194,952
None							13	8	7,410	2,398	4,593	15	8	11	2,226	1,350	1,025	16	12	1,950	1,390
Under 25	153	157	329	2,413	2,653	9,962	128	122	18,720	15,279	75,599	89	102	306	8,623	8,025	21,933	58	155	5,513	9,322
25-49	254	278		9,346	10,040		236	257	64,858	59,088		203	238		22,160	19,365		154		11,345	
50-99	625	607	674	43,196	40,623	45,517	597	592	305,562	248,697	315,238	562	563	662	87,337	73,458	88,852	517	522	43,165	44,384
100-199	665	794	762	84,113	100,684	96,403	651	780	619,347	638,290	690,025	635	769	758	168,520	183,412	172,575	613	684	86,524	90,089
200-399	117	183	187	28,319	43,744	43,545	115	183	231,664	297,625	287,585	116	178	186	53,588	74,275	73,544	111	175	30,087	37,902
400 and over	11	20	22	4,800	9,755	12,655	11	20	39,960	64,815	119,117	11	20	22	9,300	20,325	19,550	10	20	5,024	11,865
Allen																					
Total	3,169	3,697	3,254	229,803	306,956	274,679	2,956	3,513	1,629,781	1,580,117	1,840,799	2,819	3,342	3,220	531,506	557,343	560,043	2,229	2,522	283,106	277,469
None							32	14	12,161	2,456	5,108	52	14	24	12,817	7,158	3,474	48	19	11,120	2,245
Under 25	481	355	857	7,750	6,040	26,636	376	298	57,436	32,052	189,525	312	235	818	26,598	11,294	66,923	143	464	14,505	28,608
25-49	742	767		25,938	26,720		674	707	153,339	119,883		630	644		63,191	48,228		384		28,027	
50-99	1,094	1,333	1,304	72,050	86,947	85,910	1,048	1,284	480,661	400,749	545,314	1,005	1,245	1,292	172,831	156,289	180,783	878	1,054	87,708	86,115
100-199	725	1,018	898	89,720	125,816	108,748	704	989	692,994	654,414	709,231	695	983	891	191,399	227,122	208,061	658	805	105,073	107,264
200-399	117	194	171	28,095	45,058	40,385	113	191	191,355	261,539	285,391	116	191	171	53,770	79,712	79,562	109	157	29,528	42,499
400 and over	10	30	(1)	6,250	16,375	(1)	9	30	41,835	109,044	(1)	9	30	(1)	10,900	27,540	(1)	9	(1)	7,145	(1)
400-699	7	26	20	3,750	12,505	9,100	6	26	23,160	89,194	76,377	6	26	20	4,700	22,440	15,840	6	19	2,345	8,740
700 and over	3	4	4	2,500	3,870	3,900	3	4	18,675	19,850	29,853	3	4	4	6,200	5,100	5,400	3	4	4,800	2,000
Bartholomew																					
Total	1,554	1,879	1,749	110,010	128,001	128,220	1,453	1,785	698,503	866,316	863,240	1,422	1,793	1,732	277,733	310,814	303,408	1,108	1,409	139,513	150,036
None							23	8	6,645	1,570	1,205	35	15	6	12,835	2,925	1,270	31	6	12,532	430
Under 25	289	339	681	4,819	6,104	20,802	221	287	27,251	36,036	147,509	216	289	666	19,337	19,175	69,243	101	477	8,428	33,006
25-49	330	497		12,130	18,918		304	473	61,333	133,430		289	471		32,209	49,802		184		12,966	
50-99	504	593	605	33,621	38,916	39,575	485	572	205,397	266,012	264,803	461	579	598	81,885	103,659	100,315	401	517	37,366	49,675
100-199	381	388	384	46,745	48,988	45,793	370	384	311,206	335,457	296,996	371	381	383	108,759	111,053	96,125	343	346	57,643	48,583
200-399	44	58	69	9,895	13,228	16,950	44	57	65,994	76,456	111,374	44	55	69	18,550	22,200	27,805	43	58	9,122	13,933
400 and over	6	4	10	2,800	1,847	5,100	6	4	20,677	17,355	41,353	6	3	10	4,158	2,000	8,650	5	5	1,456	4,409
Benton																					
Total	967	1,091	1,120	89,248	108,867	103,755	943	1,052	628,861	680,083	667,734	935	1,021	1,121	439,957	344,124	248,824	817	921	316,368	130,950
None							16	7	22,501	3,111	830	27	13	7	41,694	4,590	1,041	31	6	41,262	744
Under 25	80	73	225	1,381	1,337	7,114	70	56	10,915	7,250	51,607	69	47	223	13,194	3,998	24,501	38	137	9,582	11,265
25-49	142	171		5,238	6,486		131	165	37,909	44,784		128	150		37,908	24,570		90		27,264	
50-99	343	375	406	22,977	25,940	27,858	332	363	146,274	184,031	179,926	318	356	403	102,960	89,356	72,173	279	333	65,661	56,424
100-199	336	389	429	41,113	48,749	53,774	330	381	287,843	326,932	328,981	328	375	428	149,576	157,930	116,828	317	392	96,319	62,535
200-399	57	76	54	13,389	17,996	12,142	55	74	90,674	104,835	81,790	56	74	54	59,245	53,780	25,546	53	47	45,780	14,332
400 and over	9	7	6	5,150	8,359	2,867	9	6	32,745	9,140	24,600	9	6	6	35,380	9,900	8,735	9	6	30,500	5,650
Blackford																					
Total	871	979	876	64,670	75,513	79,363	813	906	354,633	415,911	571,841	780	912	880	139,322	141,161	155,916	565	701	58,773	79,094
None							5	11	1,250	1,775	3,766	6	11	8	955	974	1,393	7	7	538	1,109
Under 25	135	189	235	2,135	2,211	7,071	115	92	14,501	11,017	53,326	95	100	235	10,889	9,042	20,988	39	143	5,642	9,399
25-49	182	201		6,676	7,513		167	184	32,511	35,001		152	186		15,166	15,998		90		4,330	
50-99	299	361	301	19,790	24,128	20,180	286	348	107,802	140,833	143,783	278	341	300	42,883	48,180	43,482	207	246	15,983	20,243
100-199	222	222	266	27,474	27,528	33,604	208	216	148,067	157,234	236,091	218	218	265	54,948	47,535	60,943	195	237	25,196	32,585
200 and over	33	56	74	8,595	14,133	18,508	32	55	50,702	70,051	134,875	31	56	74	14,481	19,432	29,110	27	68	7,084	15,758
Boone																					
Total	2,387	2,581	2,527	173,709	207,332	218,748	2,226	2,517	1,066,280	939,753	1,491,170	2,192	2,457	2,528	383,548	385,620	456,893	1,774	2,052	162,217	214,471
None							17	11	7,116	2,320	4,856	35	22	18	10,145	7,255	6,399	31	16	8,250	5,435
Under 25	268	286	672	4,648	4,746	20,822	200	259	31,262	24,262	188,676	185	216	663	18,465	14,994	64,595	102	401	7,548	25,929
25-49	558	477		20,446	17,891		506	458	122,665	82,167		481	440		56,449	43,452		344		20,549	
50-99	912	1,003	915	60,234	67,003	61,420	871	989	359,474	290,894	419,568	859	978	910	135,744	131,956	140,627	708	755	50,557	60,624
100-199	577	695	790	69,887	84,887	96,447	560	681	422,501	369,764	599,148	561	682	788	133,430	142,264	182,395	523	741	59,010	89,992
200-399	69	108	135	15,744	25,355	31,909	69	107	108,262	129,725	238,758	68	107	134	27,265	36,099	50,987	63	124	14,873	26,592
400 and over	3	12	15	2,750	7,450	8,150	3	12	15,000	40,621	62,164	3	12	15	2,050	9,600	11,890	3	15	1,450	5,899

[1] Comparison with later censuses may be found in groups below beginning with 400-699.

COUNTY TABLE 1.—CHICKENS ON FARMS 1940, 1935, AND 1930; CHICKEN EGGS PRODUCED AND CHICKENS RAISED 1939, 1934, AND 1929; AND CHICKENS SOLD, 1939 AND 1929; CLASSIFIED BY NUMBER ON HAND—Continued

(Chickens on hand over 4 months old Apr. 1, 1940 and over 3 months old Jan. 1, 1935 and Apr. 1, 1930)

STATE OR COUNTY AND NUMBER OF CHICKENS ON HAND	CHICKENS ON HAND						CHICKEN EGGS PRODUCED					CHICKENS RAISED						CHICKENS SOLD			
	Farms reporting			Number			Farms reporting		Dozens			Farms reporting			Number			Farms reporting		Number	
	1940 (Apr.1)	1935 (Jan.1)	1930 (Apr.1)	1940 (Apr. 1)	1935 (Jan. 1)	1930 (Apr. 1)	1939	1934	1939	1934	1929	1939	1934	1929	1939	1934	1929	1939	1929	1939	1929
INDIANA—Con.																					
Brown																					
Total	708	1,052	790	37,437	53,709	50,847	656	969	281,758	337,728	401,372	631	967	744	82,263	90,562	100,370	446	654	43,770	55,144
None	------	------	-----	-------	-------	-------	7	11	1,613	1,420	2,700	14	13	6	5,893	752	623	13	7	5,348	745
Under 25	246	346	393	4,249	5,392	11,171	214	290	38,957	34,388	88,001	188	281	351	16,552	13,668	29,946	108	289	9,457	15,369
25-49	199	329		7,303	12,129		183	307	58,729	73,345		181	307		14,760	21,486		129		5,700	
50-99	163	243	253	10,321	15,726	16,603	158	231	76,475	97,274	131,360	152	237	247	18,596	25,612	31,359	109	222	7,790	15,928
100-199	79	106	106	9,668	12,927	12,385	74	102	64,250	80,883	95,212	75	104	104	15,519	19,849	20,962	66	100	7,335	12,486
200 and over	21	28	38	5,896	7,535	10,688	20	28	41,734	50,418	84,099	21	25	36	10,943	9,195	17,480	21	36	8,140	10,616
Carroll																					
Total	1,565	1,760	1,739	131,764	156,988	149,496	1,502	1,695	940,014	961,569	1,013,128	1,457	1,672	1,742	409,218	374,834	369,840	1,302	1,537	265,861	193,599
None	------	------	-----	-------	-------	-------	19	3	7,742	205	6,063	23	9	19	21,740	2,032	3,019	26	17	25,095	1,849
Under 25	165	135	436	2,805	2,209	13,402	133	114	21,443	14,212	94,880	118	100	425	18,277	10,169	53,272	75	312	13,066	27,969
25-49	270	327		10,191	12,158		243	315	57,468	78,591		229	300		39,666	35,602		175		24,059	
50-99	583	640	692	39,533	43,127	46,768	572	620	280,150	255,551	318,952	554	618	689	120,473	112,095	124,425	504	620	69,038	63,748
100-199	460	542	510	56,481	66,464	62,713	451	531	403,156	394,776	415,476	447	531	509	151,983	154,456	139,664	441	490	95,930	75,008
200-399	78	98	93	18,371	23,130	21,813	75	95	132,911	141,107	144,998	77	97	92	48,175	44,855	40,560	73	90	32,142	20,325
400 and over	9	18	8	4,383	9,900	4,800	9	17	37,144	77,127	32,759	9	17	8	8,904	15,625	8,900	8	8	6,531	4,700
Cass																					
Total	1,941	2,154	2,078	147,310	184,070	175,424	1,845	2,062	1,010,136	938,998	1,329,284	1,769	2,014	2,061	347,068	348,370	393,219	1,310	1,772	163,773	209,448
None	------	------	-----	-------	-------	-------	13	12	4,248	2,529	6,999	18	16	16	5,734	1,620	4,056	18	15	5,394	3,966
Under 25	321	262	655	5,254	4,505	21,526	276	209	35,082	19,273	174,325	232	187	632	22,626	12,352	68,192	105	458	11,028	33,067
25-49	472	481		17,572	17,684		443	461	104,999	82,287		417	441		51,244	38,598		267		21,544	
50-99	644	758	781	42,395	49,845	53,564	618	739	249,302	241,014	412,604	616	729	773	102,310	97,675	129,469	489	684	42,620	64,143
100-199	408	515	520	50,419	63,727	63,500	400	503	379,622	311,114	451,706	397	507	519	108,505	125,554	132,361	349	497	51,189	71,429
200-399	81	111	104	19,714	27,546	23,604	80	111	149,665	144,353	176,550	74	108	103	31,916	42,296	38,886	68	100	14,156	22,163
400-799	12	23	(1)	5,881	11,279	(1)	12	23	48,297	81,792	(1)	12	22	(1)	15,000	17,875	(1)	11	(1)	9,609	(1)
800 and over	3	4	(1)	6,075	9,484	(1)	3	4	38,921	56,636	(1)	3	4	(1)	9,733	12,400	(1)	3	(1)	8,233	(1)
400-699	12	20	12	5,881	9,079	5,780	12	20	48,297	66,912	49,553	12	19	12	15,000	14,475	7,550	11	12	9,609	4,900
700-999	------	3	5	-------	2,200	3,950	-----	3	-------	14,880	40,047	-----	3	5	-------	3,400	6,705	-----	5	-------	3,780
1000 and over	3	4	1	6,075	9,484	3,500	3	4	38,921	56,636	17,500	3	4	1	9,733	12,400	6,000	3	1	8,233	6,000
Clark																					
Total	1,416	1,672	1,788	95,918	122,903	120,980	1,322	1,600	645,877	687,082	990,564	1,255	1,547	1,755	190,359	223,513	230,594	846	1,229	96,378	117,491
None	------	------	-----	-------	-------	-------	6	3	3,153	890	4,120	10	3	11	2,035	275	1,666	9	10	1,779	1,074
Under 25	393	304	883	6,545	5,149	23,667	329	261	50,380	19,739	198,016	293	236	848	21,229	12,640	58,291	140	458	9,860	25,374
25-49	355	417		13,116	14,880		336	398	94,005	69,811		315	391		29,230	30,314		188		12,205	
50-99	352	515	481	23,412	32,199	31,120	339	507	153,363	178,543	247,825	331	495	475	46,363	63,062	61,244	253	383	20,836	29,256
100-199	237	325	334	29,522	39,822	41,361	233	321	182,224	234,890	334,317	228	317	331	47,135	69,253	66,137	189	291	22,702	35,550
200-399	64	98	78	15,271	23,123	18,302	64	97	95,826	128,659	146,566	63	93	78	24,712	35,169	28,900	53	75	14,310	16,522
400 and over	15	13	(1)	8,052	7,730	(1)	15	13	66,926	54,550	(1)	15	12	(1)	19,655	12,800	(1)	14	(1)	14,686	(1)
400-699	12	10	9	5,552	5,230	4,330	12	10	45,760	29,300	33,020	12	10	9	7,255	9,800	8,450	11	9	3,786	5,925
700 and over	3	3	3	2,500	2,500	2,200	3	3	21,166	25,250	26,700	3	2	3	12,400	3,000	5,906	3	3	10,900	3,790

Clay																				
Total	1,881	2,291	1,890	115,090	146,594	123,731	1,775	2,225	788,335	707,383	924,901	1,746	2,172	1,866	302,924	296,147	271,224	1,096	1,428	145,759	130,838
None	———	———	———	———	———	———	17	6	3,913	1,140	1,625	31	17	12	32,715	1,995	1,920	23	13	28,358	1,331
Under 25	528	566	911	8,592	9,956	25,435	458	532	53,341	44,188	189,787	420	481	882	28,941	26,857	78,059	138	545	8,423	32,274
25-49	509	586		18,963	21,742		489	567	133,049	95,154		478	555		50,123	48,278		274		18,235	
50-99	498	608	583	32,096	39,604	38,695	479	595	238,033	187,582	286,580	478	596	578	78,594	85,384	91,782	358	501	32,553	44,577
100-199	280	439	328	33,853	51,996	40,432	269	434	239,028	261,861	299,647	273	433	328	75,003	97,765	71,972	244	306	35,752	36,672
200-399	56	84	57	13,036	18,996	13,744	53	83	93,625	91,100	102,473	56	82	56	28,148	30,998	21,072	50	54	15,226	12,362
400 and over	10	8	11	6,550	4,300	5,425	10	8	27,346	26,358	44,789	10	8	10	9,400	4,870	6,419	9	9	7,212	3,622
Clinton																					
Total	1,884	2,168	2,080	141,509	168,462	157,129	1,798	2,071	1,057,453	732,094	1,158,945	1,783	2,063	2,073	421,979	397,008	465,619	1,528	1,826	230,939	267,092
None	———	———	———	———	———	———	16	7	5,921	1,245	8,911	30	12	26	19,307	7,694	7,215	25	23	19,160	5,099
Under 25	191	259	643	3,268	4,298	20,634	146	197	19,234	20,056	160,783	135	174	617	18,261	13,757	90,603	84	463	10,492	50,670
25-49	374	452		13,839	17,370		344	427	89,945	74,390		333	427		51,204	45,006		237		28,650	
50-99	799	794	855	53,341	53,254	58,188	779	768	416,351	208,386	419,880	773	774	850	157,889	129,386	173,653	688	786	78,963	99,031
100-199	453	603	517	54,920	72,860	62,376	449	592	409,455	326,740	452,102	445	597	516	142,548	163,908	160,964	432	492	75,866	92,184
200-399	64	73	60	14,891	17,270	13,535	61	73	110,745	83,684	98,569	64	72	59	30,270	32,527	30,334	59	58	16,417	18,225
400 and over	3	7	5	1,250	3,410	2,396	3	7	7,802	17,593	18,700	3	7	5	2,500	4,730	2,850	3	4	1,391	1,885
Crawford																					
Total	1,312	1,583	1,436	103,882	142,670	127,041	1,227	1,449	715,247	814,868	924,437	1,143	1,225	1,422	139,535	154,225	254,567	634	949	50,361	97,484
None	———	———	———	———	———	———	15	———	11,705	———	4,800	21	2	7	2,862	1,000	1,015	15	7	2,069	1,095
Under 25	227	227	525	3,803	3,998	16,150	191	184	23,410	11,682	115,403	147	102	510	5,465	4,047	69,134	61	284	2,152	18,550
25-49	330	384		12,249	14,537		299	343	74,922	67,462		264	274		15,733	15,016		118		4,436	
50-99	360	430	424	24,016	28,718	28,523	337	407	161,187	150,221	212,935	327	354	419	32,490	30,700	46,232	193	294	10,164	21,029
100-199	299	375	352	37,973	46,640	44,635	290	354	263,382	272,067	310,599	289	332	351	51,652	53,853	82,486	183	254	19,177	29,054
200-399	84	142	113	20,141	34,437	27,183	83	138	138,355	216,421	199,195	83	136	113	23,766	33,120	39,346	56	91	9,196	17,652
400 and over	12	25	22	5,700	14,340	10,550	12	23	42,286	97,015	81,505	12	25	22	7,567	16,489	16,354	8	19	3,167	10,104
Daviess																					
Total	2,210	2,387	2,162	177,722	215,371	184,699	2,132	2,208	1,113,217	994,730	1,369,097	2,028	2,203	2,071	351,918	352,485	358,736	1,592	1,722	147,618	174,719
None	———	———	———	———	———	———	13	8	2,219	617	2,851	20	10	13	5,284	1,960	2,972	25	10	4,397	2,150
Under 25	375	296	698	6,448	5,423	21,905	336	228	38,232	16,317	164,774	284	220	623	21,797	11,880	59,477	153	425	8,506	26,461
25-49	536	486		20,321	17,792		515	439	112,589	61,877		475	433		49,251	36,722		305		14,858	
50-99	605	731	768	40,986	47,607	51,601	586	692	233,217	193,125	387,450	573	688	750	85,040	85,214	111,954	480	656	33,037	52,891
100-199	523	666	544	64,793	84,167	67,586	514	637	415,686	361,446	499,520	510	648	534	119,531	133,416	119,403	476	485	52,555	59,221
200-399	157	175	133	37,274	41,132	31,627	154	171	244,619	237,153	222,671	152	172	132	57,685	57,468	47,755	140	127	27,899	25,134
400-799	11	25	(1)	5,500	11,700	(1)	11	25	45,655	60,855	(1)	11	24	(1)	9,350	15,725	(1)	13	(1)	6,386	(1)
800 and over	3	8	(1)	2,400	7,550	(1)	3	8	21,000	63,340	(1)	3	8	(1)	4,000	10,100	(1)				
400-699	11	23	13	5,500	10,250	6,080	11	23	45,655	50,915	43,591	11	22	13	9,350	14,025	8,475	13	19	6,386	8,862
700 and over	3	10	6	2,400	9,000	5,900	3	10	21,000	73,280	48,240	3	10	6	4,000	11,800	8,700				
Dearborn																					
Total	1,610	1,840	1,880	110,357	142,929	162,499	1,575	1,808	745,476	875,199	1,196,296	1,483	1,688	1,765	202,378	228,464	278,422	970	1,362	79,753	139,285
None	———	———	———	———	———	———	16	8	3,350	2,884	5,010	27	11	12	6,149	2,317	2,582	21	12	4,714	1,680
Under 25	295	213	600	5,077	4,017	18,352	273	199	31,560	32,838	139,873	227	161	517	12,942	11,063	41,644	75	292	4,862	18,182
25-49	418	436		15,300	15,820		403	430	92,579	96,642		376	386		30,308	28,000		181		10,506	
50-99	538	657	591	35,057	42,238	39,447	526	646	251,062	273,240	294,733	506	620	559	66,686	69,522	70,686	385	439	23,159	32,791
100-199	280	425	563	34,895	52,096	70,109	278	417	229,877	292,630	491,873	271	404	552	60,138	73,647	111,650	239	502	24,431	57,706
200-399	75	98	112	17,928	23,553	26,899	75	97	123,943	149,838	214,358	72	95	112	23,555	36,485	41,010	65	105	10,631	22,116
400 and over	4	11	14	2,100	5,205	7,692	4	11	13,105	27,127	50,449	4	11	13	2,600	7,430	10,850	4	12	1,450	6,810
Decatur																					
Total	1,551	1,780	1,554	120,454	136,754	138,318	1,467	1,682	765,090	767,217	934,390	1,373	1,693	1,555	236,112	286,828	303,490	921	1,384	84,649	161,315
None	———	———	———	———	———	———	8	10	1,055	1,920	10,015	20	13	18	4,874	1,648	2,761	15	18	3,721	2,910
Under 25	201	246	401	3,366	4,110	12,851	164	204	14,443	19,958	94,127	133	211	393	9,863	15,000	40,518	61	296	3,839	21,316
25-49	312	370		11,448	13,824		288	337	60,442	68,437		237	346		25,499	34,779		137		8,021	
50-99	565	612	549	37,319	40,266	36,905	547	590	236,267	220,503	250,796	525	587	546	81,757	95,177	89,323	352	489	27,568	48,047

[1] Comparison with later censuses may be found in groups below beginning with 400-699.

COUNTY TABLE 1.—CHICKENS ON FARMS 1940, 1935, AND 1930; CHICKEN EGGS PRODUCED AND CHICKENS RAISED 1939, 1934, AND 1929; AND CHICKENS SOLD, 1939 AND 1929; CLASSIFIED BY NUMBER ON HAND—Continued

(Chickens on hand over 4 months old Apr. 1, 1940 and over 3 months old Jan. 1, 1935 and Apr. 1, 1930)

STATE OR COUNTY AND NUMBER OF CHICKENS ON HAND	CHICKENS ON HAND						CHICKEN EGGS PRODUCED					CHICKENS RAISED						CHICKENS SOLD			
	Farms reporting			Number			Farms reporting		Dozens			Farms reporting			Number			Farms reporting		Number	
	1940 (Apr. 1)	1935 (Jan. 1)	1930 (Apr. 1)	1940 (Apr. 1)	1935 (Jan. 1)	1930 (Apr. 1)	1939	1934	1939	1934	1929	1939	1934	1929	1939	1934	1929	1939	1929	1939	1929
INDIANA—Con.																					
Decatur—Con.																					
100-199	396	460	491	48,236	56,739	61,037	383	449	298,097	329,838	390,113	382	445	487	83,615	102,403	127,678	289	473	27,716	65,173
200-399	71	85	107	16,585	19,255	24,525	71	85	122,898	106,612	161,610	70	84	105	22,104	33,096	36,410	61	102	7,910	19,619
400 and over	6	7	(1)	3,500	4,560	(1)	6	7	31,888	19,949	(1)	6	7	(1)	8,400	4,725	(1)	6	(1)	5,874	(1)
400-699	3	5	5	1,300	2,450	2,300	3	5	11,388	9,674	17,320	3	5	5	2,600	2,550	4,800	3	5	1,374	2,650
700 and over	3	2	1	2,200	2,110	700	3	2	20,500	10,275	10,409	3	2	1	5,800	2,175	2,000	3	1	4,500	1,600
De Kalb																					
Total	1,804	2,113	2,050	149,498	164,308	163,621	1,594	2,061	1,057,086	1,039,072	1,172,406	1,565	1,845	2,051	348,117	306,799	310,440	1,332	1,587	201,974	165,593
None	-----	-----	-----	-------	-------	-------	23	7	11,159	1,535	3,838	39	10	14	18,240	2,190	3,046	38	12	15,700	2,126
Under 25	228	229	605	3,737	3,603	18,538	174	199	22,574	21,886	141,644	133	135	600	18,919	8,404	44,248	77	328	13,152	20,552
25-49	361	438		12,705	15,092		282	428	66,710	88,723		263	336		28,199	28,428		193		15,591	
50-99	604	769	816	40,285	49,879	53,826	536	753	236,591	295,447	387,954	539	713	812	90,954	96,634	103,156	471	665	48,302	53,246
100-199	498	565	529	63,131	68,085	65,064	472	562	481,619	444,756	439,365	482	542	527	138,788	126,167	116,681	452	488	79,921	65,159
200-399	103	105	92	25,090	24,574	22,453	97	105	209,943	166,107	161,006	99	102	90	45,517	43,286	36,974	92	86	26,209	21,360
400 and over	10	7	8	4,550	3,075	3,740	10	7	28,490	20,618	38,599	10	7	8	7,500	3,690	6,335	9	8	3,099	3,150
Delaware																					
Total	2,158	2,576	2,407	165,579	197,008	209,815	1,933	2,398	913,983	1,030,502	1,387,197	1,934	2,345	2,411	362,173	360,175	418,526	1,483	1,752	165,510	179,349
None	-----	-----	-----	-------	-------	-------	26	20	15,477	7,954	4,823	32	30	16	21,911	5,382	1,875	39	12	18,349	1,293
Under 25	286	395	688	4,662	6,212	21,315	198	299	24,930	26,422	142,063	187	277	678	14,342	16,571	62,240	91	321	5,771	23,267
25-49	489	571		18,381	20,764		423	527	86,074	96,758		406	506		43,767	44,729		232		17,199	
50-99	769	853	858	50,855	56,512	57,501	709	818	269,243	284,060	386,170	713	799	856	116,491	110,766	121,092	583	648	48,171	48,728
100-199	512	627	683	62,690	76,351	84,855	480	607	345,628	380,195	554,787	496	607	683	120,204	128,985	154,189	443	606	52,301	71,445
200-399	95	115	163	23,091	27,505	39,197	90	112	129,451	152,457	240,794	93	111	163	35,358	37,536	67,415	88	150	17,412	28,107
400-799	3	13	(1)	1,450	6,284	(1)	3	13	6,140	56,056	(1)	3	13	(1)	2,800	9,406	(1)	3	(1)	1,600	(1)
800 and over	4	2	(1)	4,450	3,380	(1)	4	2	37,040	26,600	(1)	4	2	(1)	7,300	6,800	(1)	4	(1)	4,707	(1)
400-699	3	12	14	1,450	5,584	6,197	3	12	6,140	47,656	52,060	3	12	14	2,800	8,900	8,715	3	14	1,600	4,509
700-999	1	2	1	850	1,580	750	1	2	7,000	20,400	6,500	1	2	1	1,800	2,306	3,000	1	1	1,200	2,000
1000 and over	3	1	-----	3,600	2,500	-------	3	1	30,040	14,600	---------	3	1	-----	5,500	5,000	-------	3	-----	3,507	-------
Dubois																					
Total	1,696	2,043	1,831	189,208	240,339	200,696	1,668	1,991	1,277,629	1,430,350	1,536,397	1,540	1,930	1,796	283,315	312,105	272,891	1,210	1,482	105,971	126,271
None	-----	-----	-----	-------	-------	-------	10	4	6,711	2,625	6,250	12	4	7	1,699	1,075	1,200	12	9	1,966	635
Under 25	151	162	344	2,335	2,707	11,019	116	142	16,599	15,100	80,199	85	122	324	4,783	5,274	23,227	42	175	1,712	11,156
25-49	256	282		9,716	10,560		249	266	69,158	55,168		215	257		18,579	17,480		117		5,902	
50-99	435	481	555	29,325	31,449	38,545	428	469	206,885	178,924	300,358	389	459	540	54,266	46,066	58,036	291	435	19,771	23,843
100-199	614	710	674	79,616	92,937	86,876	608	702	523,374	554,326	666,914	587	692	670	121,622	121,215	115,325	513	612	44,320	52,544
200-399	238	383	240	57,568	91,371	56,366	235	383	374,462	534,981	424,061	230	372	237	69,841	106,750	64,173	214	233	25,823	32,533
400 and over	22	25	18	10,650	11,315	7,890	22	25	80,440	89,226	58,615	22	24	18	12,525	14,245	10,930	21	18	6,477	5,560
Elkhart																					
Total	2,615	2,905	2,663	186,255	202,430	196,750	2,366	2,728	1,311,117	1,360,753	1,405,147	2,298	2,559	2,608	500,501	427,060	421,007	1,716	1,982	307,033	237,166
None	-----	-----	-----	-------	-------	-------	41	11	14,779	3,856	6,025	75	15	20	53,329	2,947	1,462	65	18	50,492	1,289
Under 25	626	550	1,039	9,691	8,915	30,766	481	475	62,928	53,151	230,362	422	392	988	38,719	23,104	75,706	194	567	21,638	37,239
25-49	609	751		21,654	25,923		543	691	128,299	161,950		506	647		55,087	50,883		315		25,908	

50-99	771	949	953	51,098	61,504	63,548	720	910	315,122	403,130	437,704	712	882	939	123,710	126,282	131,706	602	782	74,436	72,155
100-199	476	521	551	58,462	65,224	68,344	454	510	433,133	443,423	487,140	453	496	543	152,087	129,669	144,882	429	501	93,657	85,804
200-399	109	111	101	26,786	26,376	24,406	104	111	196,787	194,530	171,191	106	105	99	48,969	63,020	49,310	89	96	25,300	31,507
400-799	15	21	(1)	8,864	9,488	(1)	14	21	69,429	80,713	(1)	15	20	(1)	17,025	15,155	(1)	14	(1)	13,492	(1)
800 and over	9	2	(1)	9,700	5,000	(1)	9	1	90,640	20,000	(1)	9	2	(1)	11,575	16,000	(1)	8	(1)	2,110	(1)
400-699	12	21	16	6,714	9,488	7,086	11	21	49,096	80,713	50,775	12	20	16	14,725	15,155	14,441	11	16	12,807	7,972
700-999	8	------	2	6,400	--------	1,600	8	-----	60,113	----------	11,000	8	-----	2	8,125	--------	2,500	8	1	1,795	700
1000 and over	4	2	1	5,450	5,000	1,000	4	1	50,860	20,000	10,950	4	2	1	5,750	16,000	1,000	3	1	1,000	500
Fayette																					
Total	846	960	924	49,117	67,030	67,436	780	915	263,494	261,149	528,987	783	923	923	124,855	145,866	160,733	579	712	48,778	79,685
None	------	------	-----	--------	--------	--------	10	5	2,784	541	4,000	18	8	7	1,674	644	1,465	12	7	772	1,228
Under 25	143	117	299	2,527	2,084	9,120	118	98	12,226	8,697	79,191	109	96	294	8,712	6,602	30,999	48	175	2,475	14,104
25-49	265	186		9,945	6,889		244	170	53,835	25,079		242	176		26,664	18,235		163		8,725	
50-99	320	460	390	20,852	30,760	28,158	297	448	116,695	119,579	201,566	302	449	389	51,364	72,800	64,598	252	321	19,566	30,956
100-199	106	173	210	12,433	20,782	25,571	99	170	63,874	75,996	194,153	100	171	208	24,891	38,860	51,605	94	185	10,490	25,956
200 and over	12	24	25	3,360	6,515	6,587	12	24	14,080	31,257	50,077	12	23	25	11,550	8,725	12,066	10	24	6,750	7,441
Floyd																					
Total	1,126	1,144	1,020	44,830	51,676	54,629	1,046	1,048	315,806	237,098	429,692	1,047	1,021	1,029	100,210	84,214	120,565	518	689	40,652	56,663
None	------	------	-----	--------	--------	--------	7	2	2,461	1,093	4,462	16	2	12	9,325	105	6,285	17	10	8,998	5,832
Under 25	512	388	660	8,119	6,631	17,841	460	330	47,885	22,942	137,532	450	315	658	22,139	12,655	43,981	139	373	6,761	16,524
25-49	336	393		11,931	13,748		315	370	77,848	54,207		312	361		25,590	24,731		173		8,329	
50-99	187	257	227	11,330	15,995	14,207	179	242	76,627	70,563	106,345	178	242	226	20,348	26,089	29,791	114	190	6,425	13,912
100-199	76	86	95	9,268	10,220	11,492	71	84	73,185	57,535	86,447	76	81	95	16,707	14,419	21,390	63	80	6,519	10,790
200 and over	15	20	38	4,182	5,082	11,089	14	20	37,800	30,758	94,906	15	20	38	6,101	6,215	19,118	12	36	3,620	9,605
Fountain																					
Total	1,428	1,672	1,585	96,842	120,232	127,980	1,370	1,604	576,969	572,576	985,305	1,357	1,603	1,580	306,385	278,824	319,633	1,096	1,250	175,232	171,509
None	------	------	-----	--------	--------	--------	15	4	6,014	694	4,107	41	10	21	12,622	5,097	6,088	35	20	10,388	4,473
Under 25	251	281	546	4,220	5,003	16,209	216	249	24,590	24,039	119,051	192	238	529	26,679	17,563	56,362	117	322	15,426	26,994
25-49	389	426		14,301	16,113		367	411	75,071	85,535		358	406		50,003	37,169		255		25,016	
50-99	469	569	536	30,213	37,144	35,443	456	551	169,256	181,263	271,078	453	558	531	89,713	86,422	89,359	394	445	47,895	41,622
100-199	260	312	404	31,726	37,552	48,813	258	308	180,997	175,635	369,564	255	309	400	80,530	82,777	102,259	238	370	43,742	55,933
200-399	51	71	91	11,682	17,412	21,965	50	68	84,971	68,210	175,346	50	69	91	31,688	34,796	41,265	49	85	21,497	23,287
400 and over	8	13	8	4,700	7,008	5,550	8	13	36,070	37,200	46,159	8	13	8	15,150	15,000	24,300	8	8	11,268	19,200
Franklin																					
Total	1,651	1,780	1,796	135,021	163,658	175,863	1,588	1,751	889,796	1,156,377	1,126,600	1,517	1,611	1,709	266,651	262,548	300,240	1,124	1,407	121,933	161,282
None	------	------	-----	--------	--------	--------	12	8	5,380	1,330	2,502	17	11	7	14,734	1,532	1,065	19	7	13,917	814
Under 25	216	187	413	3,856	3,334	12,394	188	169	22,067	26,046	84,137	156	133	349	12,409	7,649	26,907	65	184	5,339	10,611
25-49	363	314		13,433	11,589		337	306	76,807	74,832		318	263		31,111	19,169		188		11,013	
50-99	564	577	584	37,742	38,064	39,666	549	587	218,347	255,787	247,646	529	537	561	74,895	65,208	77,375	402	461	26,417	39,223
100-199	409	552	627	50,674	70,031	79,259	403	552	327,938	464,005	473,278	398	519	621	87,845	111,455	127,887	353	588	39,200	69,631
200-399	79	132	156	19,040	30,115	36,434	79	131	136,391	238,537	254,813	79	130	155	28,562	41,560	55,470	77	153	14,980	35,033
400 and over	20	18	16	10,276	10,525	8,110	20	18	102,866	95,860	64,224	20	18	16	17,095	15,975	11,536	20	14	11,067	5,970
Fulton																					
Total	1,746	1,832	1,867	169,800	194,302	207,203	1,626	1,764	1,307,673	1,284,442	1,562,710	1,504	1,660	1,858	325,382	308,507	381,711	1,222	1,462	163,526	188,059
None	------	------	-----	--------	--------	--------	18	29	17,804	21,455	4,260	20	36	6	6,213	5,779	2,025	18	7	4,724	2,676
Under 25	244	218	414	3,856	3,679	12,098	189	182	28,612	27,925	91,297	143	144	406	13,256	8,613	33,203	80	209	7,986	13,810
25-49	293	321		10,345	11,710		289	296	64,045	51,890		241	281		27,243	21,642		160		13,532	
50-99	534	557	587	35,378	37,016	39,407	502	530	234,866	202,436	306,528	475	511	582	74,465	61,632	80,440	391	462	33,243	33,916
100-199	477	498	612	60,080	62,684	75,920	453	492	437,976	395,798	545,647	439	470	612	110,572	106,043	138,273	398	545	55,226	64,067
200-399	155	177	197	38,269	44,793	47,787	153	175	324,191	321,598	333,155	146	160	195	61,535	59,440	76,199	135	183	31,104	40,157
400-799	40	50	(1)	19,022	24,195	(1)	39	49	182,579	192,039	(1)	37	47	(1)	26,998	32,808	(1)	37	(1)	16,011	(1)
800 and over	3	11	(1)	2,850	10,225	(1)	3	11	17,600	71,301	(1)	3	11	(1)	5,100	12,550	(1)	3	(1)	1,700	(1)
400-699	38	49	43	17,622	23,495	19,991	37	48	171,579	184,039	180,715	35	46	43	23,498	32,208	33,961	35	43	13,137	20,538
700 and over	5	12	14	4,250	10,925	12,000	5	12	28,600	79,301	101,108	5	12	14	8,600	13,150	17,610	5	13	4,574	12,895

[1] Comparison with later censuses may be found in groups below beginning with 400-699.

COUNTY TABLE 1.—CHICKENS ON FARMS 1940, 1935, AND 1930; CHICKEN EGGS PRODUCED AND CHICKENS RAISED 1939, 1934, AND 1929; AND CHICKENS SOLD, 1939 AND 1929; CLASSIFIED BY NUMBER ON HAND—Continued

(Chickens on hand over 4 months old Apr. 1, 1940 and over 3 months old Jan. 1, 1935 and Apr. 1, 1930)

STATE OR COUNTY AND NUMBER OF CHICKENS ON HAND	CHICKENS ON HAND						CHICKEN EGGS PRODUCED					CHICKENS RAISED						CHICKENS SOLD			
	Farms reporting			Number			Farms reporting		Dozens			Farms reporting			Number			Farms reporting		Number	
	1940 (Apr.1)	1935 (Jan.1)	1930 (Apr.1)	1940 (Apr. 1)	1935 (Jan. 1)	1930 (Apr. 1)	1939	1934	1939	1934	1929	1939	1934	1929	1939	1934	1929	1939	1929	1939	1929
INDIANA—Con.																					
Gibson																					
Total	2,011	2,211	1,932	114,374	152,256	141,764	1,907	2,078	732,979	650,405	1,057,136	1,923	2,117	1,917	299,066	335,132	330,384	1,384	1,547	113,186	161,060
None	—	—	—	—	—	—	19	4	11,387	625	1,920	39	10	6	6,143	2,925	1,310	28	4	3,599	690
Under 25	427	337	755	7,406	6,266	23,507	362	270	42,597	22,762	173,785	365	293	742	38,073	21,753	81,418	191	521	16,640	36,999
25-49	635	609		23,441	23,344		601	563	155,358	88,584		596	577		72,036	64,335		396		21,978	
50-99	637	774	731	41,316	51,569	48,373	622	755	253,156	217,136	355,005	618	759	728	102,053	119,258	122,683	498	618	37,541	58,208
100-199	276	408	353	33,028	49,051	42,399	268	404	210,616	214,551	306,673	270	401	349	66,331	94,837	82,051	241	319	26,873	43,492
200-399	33	74	74	7,715	17,588	17,390	32	74	44,265	82,102	135,553	32	68	74	12,550	24,599	29,515	27	68	4,180	14,548
400 and over	3	9	19	1,468	4,438	10,095	3	8	15,600	24,645	84,200	3	9	18	1,880	7,425	13,409	3	17	2,375	7,123
Grant																					
Total	2,206	2,452	2,353	164,446	192,473	219,373	2,018	2,266	1,133,888	987,857	1,555,818	2,014	2,226	2,356	361,299	336,099	493,464	1,457	1,841	159,725	218,946
None	—	—	—	—	—	—	20	8	9,931	1,935	11,412	32	21	38	12,226	5,452	7,682	26	34	9,989	4,983
Under 25	380	425	693	6,328	7,431	20,349	274	348	32,934	41,580	145,132	275	311	672	25,213	20,332	105,960	130	379	10,408	31,204
25-49	465	501		17,176	18,853		417	443	95,764	82,318		418	438		41,327	40,318		247		13,504	
50-99	709	795	791	47,747	52,408	53,399	668	753	288,599	260,601	357,655	661	753	784	114,864	98,426	128,788	501	647	51,436	60,446
100-199	543	576	656	66,307	70,658	82,053	530	564	484,374	375,624	546,200	521	551	651	126,126	114,231	150,897	459	584	54,410	73,260
200-399	102	139	185	22,838	31,863	43,327	102	135	192,558	172,813	300,205	100	137	183	33,693	47,685	67,662	87	172	15,958	34,308
400 and over	7	16	28	4,050	11,260	20,245	7	15	29,728	52,986	195,214	7	15	28	7,850	9,655	32,475	7	25	4,020	14,745
Greene																					
Total	2,623	2,926	2,675	163,465	208,860	211,415	2,558	2,648	1,125,506	1,052,776	1,542,000	2,473	2,732	2,617	325,967	348,316	402,422	1,579	1,977	123,443	185,703
None	—	—	—	—	—	—	26	9	6,444	3,178	3,585	55	23	14	7,047	2,643	3,256	39	17	5,100	2,871
Under 25	694	591	1,097	11,740	10,457	30,666	640	461	69,038	36,881	235,896	599	482	1,055	38,069	25,078	92,777	257	638	13,294	36,284
25-49	681	721		24,913	27,176		660	648	164,879	106,921		618	677		57,235	54,047		361		17,977	
50-99	706	884	809	46,319	58,976	54,343	692	858	307,197	274,693	405,223	668	845	789	92,715	110,883	102,959	497	625	34,221	41,455
100-199	442	597	593	53,627	73,058	73,984	440	562	385,266	368,906	511,871	435	577	587	93,551	105,098	120,362	342	533	38,570	57,386
200-399	90	114	144	20,126	27,453	35,042	90	111	145,528	162,459	237,093	88	110	141	27,975	36,745	52,158	75	133	11,166	28,823
400 and over	10	19	(1)	6,740	11,740	(1)	10	19	47,154	99,738	(1)	10	18	(1)	9,375	13,822	(1)	8	(1)	3,115	(1)
400-699	7	15	26	3,250	7,510	12,300	7	15	21,142	56,740	101,461	7	14	25	4,175	9,622	22,460	8	31	3,115	18,884
700 and over	3	4	6	3,490	4,230	5,080	3	4	26,012	42,998	46,871	3	4	6	5,200	4,200	8,450				
Hamilton																					
Total	2,195	2,460	2,457	151,042	186,270	198,711	2,026	2,311	1,312,975	927,626	1,357,322	1,966	2,323	2,428	362,156	424,037	456,908	1,456	1,942	143,378	223,101
None	—	—	—	—	—	—	18	17	3,372	6,345	4,643	36	27	25	8,820	5,726	5,820	29	22	7,711	4,887
Under 25	350	328	742	5,714	5,571	22,850	290	254	42,747	29,127	153,221	243	260	715	22,779	22,183	81,423	128	446	8,381	35,938
25-49	536	567		19,271	21,456		484	514	157,478	96,801		461	520		55,375	59,112		300		17,101	
50-99	779	852	971	51,227	56,468	64,869	724	830	416,386	276,117	433,503	716	824	956	118,103	131,582	149,182	556	792	42,181	68,481
100-199	467	616	623	57,325	75,907	76,839	448	600	524,316	353,393	499,350	450	599	614	122,093	152,509	157,130	391	569	53,759	79,677
200-399	53	87	105	12,520	21,043	24,656	52	86	121,300	127,422	186,765	50	83	102	22,086	39,475	47,128	45	98	9,795	25,493
400 and over	10	10	16	4,985	5,825	9,497	10	10	47,376	38,421	79,840	10	10	16	12,900	13,450	16,225	7	15	4,450	8,625
Hancock																					
Total	1,642	1,830	1,762	104,323	134,193	139,207	1,543	1,762	612,196	560,316	1,044,300	1,505	1,737	1,748	248,542	278,896	353,857	1,174	1,399	98,217	117,372
None	—	—	—	—	—	—	17	11	5,361	2,520	15,565	23	17	27	4,887	1,349	5,183	21	28	4,119	4,086
Under 25	248	226	538	4,115	3,894	16,803	208	190	27,072	11,716	125,805	165	174	513	14,100	11,176	52,081	79	313	5,226	14,210
25-49	446	365		16,856	13,431		410	346	89,671	47,009		413	337		46,240	30,967		283		14,294	

50-99	628	721	690	41,295	46,840	45,998	597	704	232,943	187,115	326,147	598	699	679	98,448	102,392	115,381	501	560	34,569	34,710
100-199	303	462	460	36,858	55,416	56,439	294	456	226,872	232,874	415,211	292	454	456	73,667	105,487	137,573	273	429	32,640	41,283
200-399	13	54	67	2,999	12,712	15,367	13	53	17,457	63,307	111,939	12	54	66	5,400	22,575	34,139	13	62	2,894	16,983
400 and over	4	2	7	2,200	1,900	4,600	4	2	12,820	15,775	49,633	4	2	7	5,800	4,950	9,500	4	7	4,475	6,100
Harrison																					
Total	2,316	2,625	2,436	201,367	244,472	235,372	2,211	2,509	1,494,083	1,477,847	2,125,944	2,073	2,352	2,417	394,798	359,931	420,849	1,553	1,839	214,329	222,164
None	------	------	------	-------	-------	-------	20	15	14,951	6,105	6,444	30	16	13	17,790	2,278	1,877	34	14	27,043	1,791
Under 25	373	349	746	6,238	6,336	22,709	322	298	43,511	24,077	208,190	280	254	721	23,674	12,835	48,061	135	387	14,060	22,529
25-49	485	575		18,058	21,760		452	544	135,165	103,142		401	489		36,248	29,160		236		16,563	
50-99	653	757	746	44,569	50,376	50,115	633	727	341,120	282,620	463,331	594	696	743	81,798	79,338	94,957	458	590	33,915	46,643
100-199	596	652	648	74,951	83,521	82,292	577	635	537,632	539,530	723,053	566	612	645	133,459	121,258	142,552	503	572	62,986	71,309
200-399	181	249	263	42,671	59,809	63,395	179	247	298,110	387,729	576,481	175	244	262	65,799	82,902	105,774	162	246	36,564	63,539
400-799	24	38	(1)	11,380	17,670	(1)	24	38	88,198	117,314	(1)	23	36	(1)	23,830	24,885	(1)	22	(1)	12,368	(1)
800 and over	4	5	(1)	3,500	5,000	(1)	4	5	35,396	17,330	(1)	4	5	(1)	12,200	7,275	(1)	3	(1)	10,830	(1)
400-699	23	38	29	10,680	17,670	13,461	23	38	82,598	117,314	124,822	22	36	29	23,080	24,885	19,328	21	26	11,993	11,800
700 and over	5	5	4	4,200	5,000	3,400	5	5	40,996	17,330	23,623	5	5	4	12,950	7,275	8,300	4	4	11,205	4,553
Hendricks																					
Total	2,110	2,392	2,135	147,676	184,485	173,269	1,968	2,288	939,473	926,751	1,193,600	1,968	2,300	2,110	349,351	360,129	370,116	1,570	1,524	150,212	169,435
None	------	------	------	-------	-------	-------	10	30	3,957	6,539	4,705	16	43	14	5,085	5,659	3,160	18	13	3,766	2,237
Under 25	327	327	638	5,494	5,662	19,320	268	275	34,309	30,722	143,773	245	269	607	21,535	20,273	51,628	96	282	8,794	17,586
25-49	547	577		20,410	21,753		508	534	108,555	100,400		507	537		52,687	50,291		285		16,741	
50-99	752	825	846	48,778	53,376	55,621	713	797	288,284	258,980	353,762	728	800	842	114,839	110,173	128,351	546	655	42,231	56,366
100-199	397	536	527	47,680	65,290	63,323	382	526	320,817	301,385	425,256	386	528	524	100,947	110,718	124,271	343	459	44,952	59,834
200-399	69	101	103	16,137	24,374	23,906	69	100	107,530	118,413	167,267	68	98	102	30,183	40,040	44,766	65	97	15,049	24,638
400 and over	18	26	21	9,177	14,080	11,099	18	26	76,021	110,312	98,837	18	25	21	24,075	22,975	17,940	17	18	18,679	8,774
Henry																					
Total	2,079	2,281	2,253	138,667	175,712	177,631	1,929	2,100	807,155	715,739	1,296,990	1,869	2,022	2,249	297,500	310,440	401,463	1,352	1,664	114,332	180,157
None	------	------	------	-------	-------	-------	9	9	1,902	2,446	4,182	20	15	16	2,044	1,978	3,799	16	16	1,275	3,294
Under 25	338	278	681	5,847	4,957	21,071	274	228	34,873	16,803	158,767	244	196	672	20,339	13,485	67,712	117	358	7,245	25,773
25-49	537	534		19,820	19,770		499	481	112,027	75,306		458	449		48,535	40,215		275		15,007	
50-99	760	834	895	49,798	55,425	59,054	719	780	275,764	217,545	410,422	719	752	889	111,017	102,028	141,927	562	695	41,014	59,343
100-199	386	529	568	46,058	63,700	68,472	372	508	270,110	241,150	503,568	371	507	565	88,081	105,055	134,524	329	496	36,487	62,962
200-399	51	91	100	11,988	20,750	23,634	49	80	67,816	90,722	178,273	51	90	100	20,210	33,529	42,678	46	92	9,342	20,525
400 and over	7	15	9	5,158	11,110	5,400	7	14	44,663	71,767	41,778	6	13	7	7,274	14,150	10,823	7	7	3,962	8,240
Howard																					
Total	1,638	1,878	1,825	99,431	136,259	145,920	1,473	1,742	651,385	523,075	1,040,148	1,453	1,711	1,838	263,399	270,762	351,707	1,098	1,465	118,942	176,116
None	------	------	------	-------	-------	-------	15	2	4,126	275	6,188	19	12	23	4,308	1,266	5,915	17	21	2,755	5,100
Under 25	338	294	630	5,523	5,133	19,008	248	229	30,572	19,442	149,590	248	215	622	27,483	22,998	64,883	123	383	13,539	30,864
25-49	443	441		16,780	16,302		397	399	103,451	82,897		377	390		49,889	37,676		244		20,948	
50-99	547	641	606	35,755	41,532	40,636	518	619	231,878	151,873	300,291	513	601	605	89,125	83,777	106,197	432	518	35,173	53,455
100-199	274	428	493	32,616	51,512	60,664	261	419	227,173	186,114	408,484	261	420	492	75,959	93,395	128,728	249	453	37,262	63,095
200-399	33	63	86	7,557	14,930	20,812	31	63	45,723	59,099	138,895	32	62	86	13,785	25,225	38,384	30	82	7,160	19,852
400 and over	3	11	10	1,200	6,850	4,800	3	11	8,462	43,375	36,700	3	11	10	2,850	6,425	7,600	3	8	2,105	3,750
Huntington																					
Total	2,171	2,286	2,201	192,599	200,715	204,211	2,078	2,170	1,508,199	1,025,610	1,427,517	1,982	2,151	2,183	407,517	384,031	421,869	1,652	1,813	180,141	213,764
None	------	------	------	-------	-------	-------	15	9	10,423	1,445	4,041	20	14	11	4,610	1,496	2,541	22	12	2,954	1,819
Under 25	242	245	594	3,842	3,900	18,440	194	202	23,422	20,344	128,221	162	180	570	12,415	10,965	51,055	72	359	5,119	25,739
25-49	410	402		14,991	14,276		382	374	90,969	68,956		355	366		35,261	31,501		242		14,504	
50-99	741	784	797	50,016	52,024	54,900	718	755	357,408	267,211	388,810	695	755	794	115,340	105,921	121,835	610	694	52,342	60,244
100-199	619	704	630	76,269	87,872	77,652	613	681	610,484	430,721	501,432	598	690	629	148,924	166,204	155,349	557	582	69,644	77,458
200-399	133	138	155	31,336	31,818	37,129	130	131	287,191	172,213	283,673	126	129	154	51,317	51,819	61,514	124	142	23,206	30,614
400-799	21	14	(1)	9,945	6,650	(1)	21	14	82,222	35,780	(1)	21	13	(1)	17,950	10,425	(1)	21	(1)	9,962	(1)
800 and over	5	4	(1)	6,200	4,175	(1)	5	4	66,080	30,940	(1)	5	4	(1)	21,700	5,900	(1)	4	(1)	2,410	(1)
400-699	20	14	19	9,195	6,650	8,710	20	14	76,182	35,780	74,140	20	13	19	16,200	10,425	18,275	20	18	9,087	9,390
700-999	2	1	4	1,550	800	3,080	2	1	14,040	3,000	22,200	2	1	4	2,650	200	5,500	2	4	1,575	3,500
1000 and over	4	3	2	5,400	3,375	4,300	4	3	58,080	27,940	45,000	4	3	2	20,800	5,700	5,800	3	2	1,710	5,000

[1] Comparison with later censuses may be found in groups below beginning with 400-699.

COUNTY TABLE 1.—CHICKENS ON FARMS 1940, 1935, AND 1930; CHICKEN EGGS PRODUCED AND CHICKENS RAISED 1939,1934, AND 1929; AND CHICKENS SOLD, 1939 AND 1929; CLASSIFIED BY NUMBER ON HAND—Continued

(Chickens on hand over 4 months old Apr. 1, 1940 and over 3 months old Jan. 1, 1935 and Apr. 1, 1930)

STATE OR COUNTY AND NUMBER OF CHICKENS ON HAND	CHICKENS ON HAND						CHICKEN EGGS PRODUCED					CHICKENS RAISED						CHICKENS SOLD			
	Farms reporting			Number			Farms reporting		Dozens			Farms reporting			Number			Farms reporting		Number	
	1940 (Apr.1)	1935 (Jan.1)	1930 (Apr.1)	1940 (Apr. 1)	1935 (Jan. 1)	1930 (Apr. 1)	1939	1934	1939	1934	1929	1939	1934	1929	1939	1934	1929	1939	1929	1939	1929
INDIANA—Con.																					
Jackson																					
Total	1,898	2,079	1,925	171,325	199,008	193,216	1,801	1,956	1,217,565	1,356,232	1,358,810	1,781	1,947	1,898	338,514	297,986	324,036	1,392	1,612	178,776	177,411
None	—	—	—	—	—	—	23	4	5,115	3,438	6,995	41	6	8	8,793	1,400	1,275	33	8	6,944	1,187
Under 25	305	298	609	5,320	5,130	17,974	255	230	37,829	31,452	137,708	248	234	582	20,764	11,962	48,618	129	413	10,713	24,659
25-49	378	424		13,901	15,757		346	399	82,096	100,754		326	389		34,654	31,209		207		15,479	
50-99	530	567	537	35,649	37,271	36,300	499	546	226,363	266,109	245,833	491	544	529	72,918	61,984	69,481	396	445	32,802	34,844
100-199	512	573	565	64,247	71,641	71,824	506	562	465,133	453,098	484,589	506	559	565	120,501	104,729	111,716	466	541	62,976	60,114
200-399	149	189	178	35,198	44,829	42,028	148	187	257,139	279,942	275,192	145	187	178	58,554	59,236	55,741	137	171	35,221	31,125
400-799	16	18	(1)	7,400	9,180	(1)	16	18	46,160	62,089	(1)	16	18	(1)	12,530	9,566	(1)	16	(1)	6,598	(1)
800 and over	8	10	(1)	9,610	15,200	(1)	8	10	97,730	159,350	(1)	8	10	(1)	9,800	17,900	(1)	8	(1)	8,043	(1)
400-699	16	15	24	7,400	7,020	10,890	16	15	46,160	42,289	71,388	16	15	24	12,530	8,191	15,800	16	22	6,598	8,878
700-999	3	4	4	2,650	3,060	3,175	3	4	31,000	37,800	25,354	3	4	4	3,300	3,375	7,155	3	4	2,843	6,681
1000 and over	5	9	8	6,960	14,300	11,025	5	9	66,730	141,350	111,751	5	9	8	6,500	15,900	14,250	5	8	5,200	9,923
Jasper																					
Total	1,494	1,640	1,562	123,559	152,720	153,139	1,328	1,535	809,965	945,219	987,211	1,228	1,453	1,557	353,808	322,095	314,015	860	1,223	203,343	156,811
None	—	—	—	—	—	—	12	8	3,188	855	990	32	13	6	26,083	967	1,830	27	5	24,855	1,683
Under 25	205	220	379	3,319	3,791	11,155	138	174	16,829	21,877	70,033	115	147	374	16,314	10,845	31,638	46	193	9,916	13,131
25-49	329	306		11,841	11,361		277	275	65,433	55,049		234	260		47,337	24,906		141		31,913	
50-99	459	527	518	30,069	35,053	34,951	426	511	181,679	208,033	222,822	387	480	514	75,250	79,274	84,891	269	415	34,889	41,094
100-199	397	424	512	49,557	54,061	65,031	373	405	326,532	332,577	408,617	363	398	510	127,328	121,498	124,611	291	465	66,651	59,733
200-399	92	137	134	21,673	33,174	32,557	90	136	155,549	209,532	206,919	85	131	134	45,226	59,492	57,820	74	127	24,179	32,650
400 and over	12	26	(1)	7,100	15,280	(1)	12	26	60,755	117,296	(1)	12	24	(1)	16,270	25,113	(1)	12	(1)	10,940	(1)
400-699	8	19	17	3,750	9,680	7,595	8	19	31,671	74,947	61,230	8	18	17	12,270	16,713	11,525	8	16	8,390	6,420
700 and over	4	7	2	3,350	5,600	1,850	4	7	29,084	42,349	16,600	4	6	2	4,000	8,400	1,700	4	2	2,550	2,100
Jay																					
Total	2,144	2,243	2,165	176,914	200,442	223,549	2,026	2,159	1,221,765	1,158,749	1,574,395	1,847	2,013	2,015	315,012	325,550	464,612	1,437	1,721	131,575	209,690
None	—	—	—	—	—	—	29	6	25,453	1,315	3,075	29	10	11	9,950	1,129	1,538	39	11	8,489	1,408
Under 25	251	219	417	4,053	3,864	13,450	196	180	26,100	20,900	101,069	137	136	333	9,007	9,134	82,450	57	218	3,444	14,554
25-49	403	407		14,986	15,264		365	389	88,546	83,259		308	344		26,490	26,437		177		8,695	
50-99	743	728	702	50,257	48,201	47,926	709	705	341,713	262,584	337,088	666	669	651	94,794	81,225	94,125	515	536	35,091	41,489
100-199	626	724	819	77,597	90,849	102,338	608	714	512,136	518,088	708,862	591	698	795	127,590	146,295	190,337	540	738	53,090	98,796
200-399	113	151	207	25,938	34,804	47,915	111	151	188,592	224,260	333,501	108	142	205	39,940	49,405	73,782	102	198	18,366	38,508
400 and over	8	14	20	4,083	7,460	11,920	8	14	39,225	48,343	90,800	8	14	20	7,241	11,925	22,380	7	20	4,400	14,935
Jefferson																					
Total	1,858	2,029	1,979	116,900	138,667	149,088	1,756	1,970	892,396	837,614	1,212,575	1,702	1,766	1,956	240,982	241,206	302,001	967	1,310	118,131	164,111
None	—	—	—	—	—	—	14	7	11,415	1,140	2,557	22	12	12	23,776	1,406	13,995	22	13	21,569	13,368
Under 25	405	330	797	6,948	5,845	24,396	347	290	46,063	27,230	197,156	319	223	766	21,250	12,715	63,337	104	347	10,597	30,156
25-49	570	609		21,278	22,762		537	596	149,569	113,993		519	521		41,661	43,329		256		14,963	
50-99	567	706	678	36,107	45,933	44,385	544	697	256,130	260,875	353,186	533	650	676	63,556	69,513	78,591	336	503	23,330	35,591
100-199	240	301	405	28,790	36,036	50,027	239	297	214,120	220,725	397,838	235	282	404	45,052	52,561	87,735	186	355	18,655	47,570
200-399	65	70	88	15,744	17,066	20,353	64	70	126,326	128,188	166,117	63	66	87	24,945	23,777	35,743	54	81	12,675	20,276
400 and over	11	13	11	8,033	11,025	9,927	11	13	88,773	85,463	95,721	11	12	11	20,742	37,905	22,600	9	11	16,342	17,150

Jennings																				
Total	1,523	1,550	1,416	103,005	106,332	112,597	1,385	1,485	655,719	600,009	807,297	1,351	1,372	1,389	183,283	155,250	204,416	952	1,110	80,187	104,391
None	———	———	———	———	———	———	13	7	3,589	1,025	4,610	16	8	14	4,019	1,643	8,212	15	11	2,914	7,804
Under 25	319	252	548	5,512	4,354	15,633	250	224	30,491	19,636	115,492	240	174	519	17,956	9,040	36,736	112	328	8,240	16,841
25-49	393	410		14,347	14,832		355	389	79,570	69,356		330	358		26,772	23,458		194		9,084	
50-99	458	523	442	29,856	33,297	29,285	431	509	177,608	188,898	200,900	430	488	432	54,302	48,979	54,472	332	378	21,562	25,295
100-199	278	299	344	33,992	35,472	43,085	261	290	223,242	207,384	301,948	263	280	342	53,644	44,943	66,700	235	316	25,088	33,349
200-399	68	54	64	16,198	12,708	15,524	68	54	115,659	83,812	115,777	65	52	64	22,840	16,417	23,506	57	61	11,209	13,056
400 and over	7	12	18	3,100	5,669	9,070	7	12	25,560	49,898	68,570	7	12	18	3,750	10,770	14,790	7	16	2,090	8,046
Johnson																					
Total	1,652	1,808	1,769	98,619	118,954	127,299	1,620	1,722	573,674	509,123	910,697	1,588	1,716	1,779	259,315	269,567	346,791	1,040	1,502	99,604	180,103
None	———	———	———	———	———	———	18	11	4,255	1,696	5,545	23	15	23	13,660	1,799	5,570	21	24	11,539	5,005
Under 25	293	251	646	5,072	4,378	20,334	275	205	31,639	16,315	159,540	253	206	642	22,240	13,377	82,019	102	447	8,803	39,227
25-49	518	461		19,610	16,285		500	439	110,110	63,664		491	432		58,397	45,202		272		17,668	
50-99	552	669	689	36,007	42,140	45,263	540	647	196,849	167,613	318,539	542	644	684	89,559	97,021	125,891	403	618	29,771	63,522
100-199	261	368	361	30,850	41,289	43,172	259	363	182,638	187,633	296,552	251	361	358	63,134	86,583	98,239	216	342	26,709	53,831
200 and over	28	59	73	7,080	14,862	18,530	28	57	48,183	72,202	130,521	28	58	72	12,325	25,585	35,072	26	71	5,114	18,518
Knox																					
Total	1,958	2,227	2,188	148,081	200,103	185,089	1,869	2,093	1,034,279	842,377	1,218,742	1,825	2,142	2,139	345,831	410,154	578,793	1,347	1,630	124,542	146,667
None	———	———	———	———	———	———	15	2	5,620	350	3,486	21	6	13	5,357	730	1,586	21	10	3,640	1,176
Under 25	317	244	725	5,483	4,390	22,287	276	195	34,663	13,191	137,807	253	200	687	28,122	12,637	69,443	128	408	10,414	23,107
25-49	440	426		16,513	16,295		415	395	106,619	61,241		395	410		52,161	44,488		236		15,006	
50-99	643	717	744	42,262	47,725	49,453	616	675	280,441	191,065	314,535	617	696	729	107,434	119,716	122,868	472	586	32,158	48,147
100-199	457	647	547	55,399	80,628	67,792	448	635	384,869	332,561	428,045	440	641	542	109,207	159,818	123,680	397	473	40,449	50,898
200-399	89	171	154	21,931	40,015	36,407	87	169	161,218	177,663	259,595	87	168	150	31,765	60,215	51,131	82	140	14,738	19,453
400 and over	12	22	(1)	6,493	11,050	(1)	12	22	60,848	66,306	(1)	12	21	(1)	11,785	12,550	(1)	11	(1)	8,137	(1)
400-699	9	18	18	3,890	7,945	7,050	9	18	35,298	48,280	56,274	9	17	16	5,200	9,575	7,485	8	11	2,150	2,386
700 and over	3	4	2	2,603	3,105	2,100	3	4	25,550	18,026	19,000	3	4	2	6,585	2,975	2,600	3	2	5,987	1,500
Kosciusko																					
Total	2,862	3,044	2,879	430,157	395,762	353,398	2,494	2,841	3,752,364	2,895,097	3,021,553	2,265	2,688	2,854	847,516	707,858	691,698	1,783	2,321	466,095	352,101
None	———	———	———	———	———	———	23	19	9,295	26,871	6,458	44	24	16	38,580	7,876	3,570	33	16	33,657	2,749
Under 25	235	311	491	3,621	5,232	14,706	181	245	26,736	37,587	126,310	128	194	467	13,458	12,115	42,475	73	251	7,137	20,652
25-49	366	469		13,228	18,785		324	413	78,448	102,974		266	391		27,888	33,753		176		14,400	
50-99	675	884	991	45,724	58,974	66,707	631	838	298,549	386,120	507,231	546	800	980	95,413	103,179	157,903	446	769	45,550	65,093
100-199	831	887	955	106,897	112,842	120,436	795	848	771,351	768,041	967,042	748	821	951	195,204	193,941	228,924	622	870	88,112	114,920
200-399	392	362	339	97,120	90,574	82,154	379	351	777,382	677,765	715,800	375	335	338	149,024	152,298	142,287	297	317	68,239	75,003
400-799	111	101	(1)	55,760	49,955	(1)	109	97	471,990	376,344	(1)	106	94	(1)	88,613	74,696	(1)	87	(1)	46,167	(1)
800-1599	42	21	(1)	45,207	21,000	(1)	42	21	498,333	139,295	(1)	42	21	(1)	115,570	49,200	(1)	39	(1)	81,397	(1)
1600-3199	6	5	(1)	13,000	9,900	(1)	6	5	173,840	102,100	(1)	6	5	(1)	20,766	22,800	(1)	6	(1)	10,036	(1)
3200 and over	4	4	(1)	49,600	30,500	(1)	4	4	846,440	278,000	(1)	4	3	(1)	105,000	58,000	(1)	4	(1)	71,400	(1)
400-699	95	90	74	44,335	42,155	34,825	94	86	353,120	309,405	340,421	91	84	74	74,640	65,201	60,434	76	69	40,788	32,194
700-999	28	22	15	21,725	17,140	11,520	27	22	225,038	118,899	100,578	27	21	15	32,348	20,195	25,655	21	15	13,624	18,090
1000-2499	34	14	12	42,907	19,060	17,050	34	14	498,005	166,935	155,713	34	14	11	112,461	56,300	31,450	33	12	82,688	12,400
2500 and over	6	5	2	54,600	33,000	6,000	6	5	714,440	300,500	102,000	6	4	2	110,500	63,000	19,000	6	2	71,900	11,000
Lagrange																					
Total	1,625	1,802	1,723	138,124	157,630	160,701	1,530	1,744	955,346	947,437	1,299,193	1,414	1,579	1,705	298,221	255,935	292,545	1,222	1,375	178,493	159,499
None	———	———	———	———	———	———	20	14	9,400	3,414	8,701	26	19	18	13,301	3,111	1,784	32	21	12,195	1,486
Under 25	234	205	447	3,806	3,223	12,992	191	179	24,072	16,696	107,019	150	119	430	13,990	5,398	27,270	94	246	11,491	12,271
25-49	357	354		12,545	12,302		324	339	73,910	89,595		279	284		28,286	20,202		219		17,139	
50-99	499	619	669	33,316	40,267	45,461	486	600	204,575	217,958	385,446	454	569	656	70,236	65,276	82,639	394	549	38,394	42,405
100-199	415	476	462	53,779	59,613	59,901	411	466	384,455	366,239	454,237	390	454	457	109,338	100,183	110,939	375	421	62,551	64,230
200-399	105	129	124	25,300	31,085	30,602	103	127	178,481	199,949	257,081	100	116	123	49,473	43,503	50,966	93	117	29,118	27,229
400 and over	15	19	(1)	9,378	11,140	(1)	15	19	80,453	73,586	(1)	15	18	(1)	13,597	18,262	(1)	15	(1)	7,605	(1)
400-699	12	15	18	5,678	7,090	8,945	12	15	59,301	50,096	79,639	12	14	18	8,097	10,362	14,697	12	18	4,580	8,753
700 and over	3	4	3	3,700	4,050	2,800	3	4	21,152	23,490	27,070	3	4	3	5,500	7,900	4,250	3	3	3,025	3,125

[1] Comparison with later censuses may be found in groups below beginning with 400-699.

COUNTY TABLE 1.—CHICKENS ON FARMS 1940, 1935, AND 1930; CHICKEN EGGS PRODUCED AND CHICKENS RAISED 1939, 1934, AND 1929; AND CHICKENS SOLD, 1939 AND 1929; CLASSIFIED BY NUMBER ON HAND—Continued

(Chickens on hand over 4 months old Apr. 1, 1940 and over 3 months old Jan. 1, 1935 and Apr. 1, 1930)

STATE OR COUNTY AND NUMBER OF CHICKENS ON HAND	CHICKENS ON HAND						CHICKEN EGGS PRODUCED					CHICKENS RAISED						CHICKENS SOLD			
	Farms reporting			Number			Farms reporting		Dozens			Farms reporting			Number			Farms reporting		Number	
	1940 (Apr.1)	1935 (Jan.1)	1930 (Apr.1)	1940 (Apr. 1)	1935 (Jan. 1)	1930 (Apr. 1)	1939	1934	1939	1934	1929	1939	1934	1929	1939	1934	1929	1939	1929	1939	1929
INDIANA—Con.																					
Lake																					
Total	1,540	1,525	1,396	123,512	138,560	153,930	1,402	1,448	849,070	791,544	1,136,460	1,296	1,315	1,388	275,998	272,739	309,335	788	1,050	132,390	145,304
None	———	———	———	———	———	———	17	13	6,043	6,288	6,175	32	11	14	15,319	2,497	2,423	23	6	14,010	1,526
Under 25	288	230	328	4,764	4,047	9,073	221	188	29,402	26,775	72,709	191	150	315	23,562	10,155	26,113	56	133	14,874	10,908
25-49	344	302		12,662	11,069		304	282	74,723	52,100		258	238		23,008	21,066		104		7,796	
50-99	442	465	394	28,476	30,657	25,832	411	447	182,728	180,650	193,715	373	422	389	51,710	68,274	57,920	233	304	17,843	24,336
100-199	342	375	473	41,959	48,107	60,136	328	369	290,887	264,053	422,510	324	347	470	90,014	86,647	114,417	267	417	42,165	55,757
200-399	110	134	173	26,941	32,280	42,145	107	131	179,705	198,632	301,379	105	128	172	57,835	52,550	75,177	92	163	28,097	36,690
400 and over	14	19	(1)	8,710	12,400	(1)	14	18	85,582	63,046	(1)	13	19	(1)	14,550	31,550	(1)	13	(1)	7,605	(1)
400-699	11	15	23	6,010	7,450	10,844	11	14	57,232	48,241	84,747	10	15	23	9,650	12,500	20,785	10	22	4,305	10,012
700 and over	3	4	5	2,700	4,950	5,900	3	4	28,350	14,805	55,225	3	4	5	4,900	19,050	12,500	3	5	3,300	6,075
La Porte																					
Total	2,054	2,319	1,985	149,434	178,064	155,991	1,942	2,232	1,097,902	1,112,236	1,149,155	1,768	2,088	1,960	330,075	390,337	352,638	1,092	1,340	158,675	150,595
None	———	———	———	———	———	———	31	6	20,725	2,558	1,070	37	12	8	11,212	27,504	527	29	6	10,503	730
Under 25	455	386	715	7,760	6,508	21,013	396	350	53,295	41,886	165,447	314	280	695	18,797	19,166	63,887	85	301	6,074	20,397
25-49	536	631		19,254	22,335		502	603	117,579	137,066		451	553		43,537	47,568		208		20,069	
50-99	572	653	725	36,879	41,522	46,916	538	639	251,871	250,154	349,627	506	615	718	75,527	77,862	102,271	372	540	26,872	42,073
100-199	354	485	433	44,277	59,723	53,617	342	471	323,354	375,086	370,663	330	468	428	84,531	115,353	106,868	278	388	35,240	48,980
200-399	115	139	86	27,449	32,989	20,995	111	138	203,013	201,629	160,100	109	135	85	57,011	65,919	46,735	99	79	32,727	20,435
400-799	16	21	(1)	8,005	10,062	(1)	16	21	65,035	69,963	(1)	15	21	(1)	32,000	25,765	(1)	15	(1)	23,460	(1)
800 and over	6	4	(1)	5,810	4,925	(1)	6	4	63,030	33,894	(1)	6	4	(1)	7,460	11,200	(1)	6	(1)	3,730	(1)
400-699	15	20	21	7,305	9,362	9,350	15	20	55,035	65,163	70,348	14	20	21	31,800	24,365	24,850	14	21	23,260	13,580
700-999	4	2	3	3,310	1,625	2,100	4	2	39,110	12,800	13,400	4	2	3	4,060	3,000	3,500	4	3	1,930	2,200
1000 and over	3	3	2	3,200	4,000	2,000	3	3	33,920	25,894	18,500	3	3	2	3,600	9,600	4,000	3	2	2,000	2,200
Lawrence																					
Total	1,752	2,051	2,002	99,215	120,351	128,742	1,601	1,921	716,474	689,486	962,503	1,522	1,761	1,937	186,091	179,711	238,200	854	1,371	78,559	94,789
None	———	———	———	———	———	———	23	3	3,867	1,820	12,885	28	11	27	5,416	2,006	4,130	27	21	7,316	2,576
Under 25	595	596	1,093	9,655	9,928	30,135	506	512	63,697	41,896	226,788	462	455	1,018	23,010	20,367	68,673	164	614	7,718	25,887
25-49	501	604		18,558	21,775		453	576	108,684	103,790		437	530		37,430	35,322		224		10,767	
50-99	365	508	534	23,636	32,063	35,016	344	496	161,954	173,507	255,686	328	454	522	44,211	45,501	60,833	221	408	16,111	28,365
100-199	224	253	286	27,362	30,505	34,756	210	246	209,968	176,146	236,605	201	226	283	41,061	38,345	52,971	164	246	19,272	23,121
200-399	59	78	71	14,961	19,044	17,774	57	76	125,835	133,083	134,764	58	73	69	26,190	26,865	23,313	47	66	11,901	11,978
400 and over	8	12	18	5,043	7,036	11,061	8	12	42,469	59,244	95,775	8	12	18	8,773	11,305	28,280	7	16	5,474	7,862
Madison																					
Total	2,834	3,068	2,770	166,638	229,154	224,295	2,605	2,831	1,091,397	904,108	1,713,137	2,560	2,866	2,735	408,345	436,247	469,340	1,694	1,873	159,066	201,027
None	———	———	———	———	———	———	37	10	18,064	1,708	5,609	55	8	25	12,986	894	4,390	49	18	11,168	2,748
Under 25	625	468	945	9,903	8,438	28,071	517	366	65,788	28,923	215,852	474	370	898	45,514	28,657	75,312	187	436	20,677	26,471
25-49	825	708		30,345	26,562		745	638	188,712	88,785		736	655		82,750	58,751		406		23,922	
50-99	849	1,042	978	55,253	67,490	62,992	798	990	370,241	248,475	485,941	787	998	966	129,985	130,617	146,480	607	677	44,375	61,447
100-199	479	684	664	57,961	83,695	81,189	457	664	357,316	338,513	617,530	456	672	663	111,490	145,162	155,568	398	573	46,680	71,769
200-399	53	148	155	11,876	33,479	36,622	48	145	80,476	147,978	271,705	49	145	155	22,985	57,933	59,240	44	147	11,090	28,265
400 and over	3	18	28	1,300	9,490	15,421	3	18	10,800	49,726	116,500	3	18	28	2,635	14,233	28,350	3	22	1,154	10,327

Marion																				
Total	2,002	2,400	1,947	101,970	136,379	123,718	1,795	2,180	661,922	642,542	837,335	1,755	2,026	1,947	268,279	295,228	295,864	846	1,222	120,418	130,651
None							45	2	14,283	3,200	5,112	53	13	17	12,323	5,863	5,073	35	15	9,522	4,681
Under 25	759	713	1,034	12,098	11,482	28,693	622	569	71,738	45,609	193,939	579	490	1,026	39,749	31,929	87,870	163	489	12,317	34,428
25-49	578	723		20,545	25,521		514	682	120,062	105,849		510	616		51,075	63,399		214		14,731	
50-99	443	597	570	27,847	37,680	36,104	405	570	171,247	158,566	245,755	403	557	564	72,347	76,705	85,318	267	425	25,198	36,356
100-199	167	290	251	20,257	34,461	30,151	155	280	141,331	158,615	186,811	158	276	248	40,200	64,655	61,940	123	211	22,526	28,026
200-399	37	65	72	8,985	16,335	16,905	37	65	63,334	96,392	119,028	36	62	72	35,535	32,527	33,185	29	64	27,194	15,525
400-799	14	9	(1)	6,538	4,600	(1)	13	9	47,842	22,811	(1)	12	9	(1)	9,750	8,650	(1)	11	(1)	7,080	(1)
800 and over	4	3	(1)	5,700	6,300	(1)	4	3	32,085	51,500	(1)	4	3	(1)	7,300	11,500	(1)	4	(1)	1,850	(1)
400-699	13	9	14	5,800	4,600	6,565	12	9	35,842	22,811	40,770	11	9	14	8,550	8,650	12,920	10	12	5,780	5,785
700-999	1		5	738		4,000	1		12,000		28,920	1		5	1,200		7,258	1	5	1,300	5,050
1000 and over	4	3	1	5,700	6,300	1,300	4	3	32,085	51,500	17,000	4	3	1	7,300	11,500	2,300	4	1	1,850	800
Marshall																					
Total	2,242	2,526	2,243	230,591	238,401	231,627	2,106	2,304	1,504,896	1,792,001	1,838,232	2,027	2,210	2,216	487,610	408,233	421,460	1,509	1,782	246,465	227,189
None							24	14	7,606	6,685	22,230	51	25	14	38,813	4,095	2,058	45	18	35,892	1,856
Under 25	304	285	557	4,889	6,828	16,990	244	202	31,136	55,525	134,565	191	178	539	20,696	13,491	43,281	77	306	13,282	20,048
25-49	411	486		15,290	17,599		377	421	84,790	104,451		354	381		36,905	36,641		199		15,038	
50-99	639	833	804	42,833	55,250	54,338	599	771	241,459	410,252	437,291	580	755	794	95,865	97,030	110,345	434	648	43,824	54,698
100-199	597	687	651	74,364	84,022	81,347	574	666	476,625	641,145	621,729	566	649	642	144,881	145,078	151,332	500	595	67,391	85,114
200-399	233	187	176	57,159	45,609	42,599	230	182	391,220	355,018	359,459	227	175	174	94,880	73,273	63,574	203	165	45,287	39,919
400-799	47	40	(1)	23,274	20,693	(1)	47	40	151,203	148,665	(1)	47	39	(1)	38,670	25,925	(1)	43	(1)	17,351	(1)
800 and over	11	8	(1)	12,782	8,400	(1)	11	8	120,857	70,260	(1)	11	8	(1)	16,900	12,700	(1)	8	(1)	8,400	(1)
400-699	42	34	41	19,694	16,425	20,380	42	34	124,233	120,990	140,906	42	34	39	51,870	21,225	28,020	38	36	13,426	13,899
700-999	7	11	9	5,182	8,568	7,213	7	11	48,584	65,575	51,897	7	10	9	9,500	11,500	9,100	6	9	4,625	6,225
1000 and over	9	3	5	11,180	4,100	8,760	9	3	99,243	32,360	70,155	9	3	5	14,200	5,900	13,750	7	5	7,700	5,430
Martin																					
Total	1,054	1,287	1,042	66,998	97,485	93,591	990	1,210	431,639	731,636	649,189	930	1,123	1,011	98,811	123,568	144,391	577	793	40,342	69,517
None							8	10	1,982	2,173	750	13	9	7	1,175	1,405	570	11	6	1,213	410
Under 25	255	229	344	4,358	4,225	10,649	213	189	22,846	25,737	65,404	210	169	315	8,417	6,991	21,559	76	191	2,125	9,573
25-49	270	338		9,948	12,504		259	312	56,368	98,145		230	284		14,228	16,737		119		4,299	
50-99	314	376	319	20,603	24,283	21,535	299	360	109,927	202,449	161,035	273	332	312	27,671	32,150	35,575	196	259	9,899	16,262
100-199	170	239	279	20,979	28,829	34,772	167	234	153,737	219,067	223,243	160	228	277	31,610	35,459	51,013	133	242	15,731	25,185
200 and over	45	105	100	11,110	27,644	26,635	44	105	86,779	184,065	198,757	44	101	100	15,710	30,826	35,674	42	95	7,075	17,887
Miami																					
Total	1,791	2,068	1,931	158,370	203,418	181,013	1,633	1,938	1,221,522	1,350,062	1,391,818	1,578	1,872	1,918	375,744	340,617	392,538	1,163	1,531	188,643	196,878
None							27	5	11,001	3,078	9,000	42	13	3	20,375	1,376	2,100	38	4	15,135	1,868
Under 25	266	211	517	4,457	3,505	15,752	185	155	28,619	19,924	125,507	168	135	508	17,379	8,628	44,886	60	297	9,389	18,211
25-49	376	393		13,968	14,510		333	360	88,389	82,596		299	341		35,432	28,148		173		13,953	
50-99	549	654	672	37,021	42,546	45,164	514	628	263,873	267,401	337,447	495	618	671	87,320	80,839	112,318	383	559	37,436	52,262
100-199	429	559	574	54,400	69,679	71,943	409	543	412,548	435,788	522,658	409	526	569	108,681	115,490	142,540	367	510	46,392	71,468
200-399	151	210	144	35,773	49,598	35,329	145	206	297,758	346,052	272,041	145	198	143	72,802	72,876	60,944	124	137	42,577	34,034
400-799	16	35	(1)	8,351	16,630	(1)	16	35	84,534	132,856	(1)	16	35	(1)	18,855	22,160	(1)	14	(1)	13,061	(1)
800 and over	4	6	(1)	4,400	6,950	(1)	4	6	34,800	62,367	(1)	4	6	(1)	14,900	11,100	(1)	4	(1)	10,700	(1)
400-699	12	34	21	5,551	15,930	9,475	12	34	51,664	129,106	84,021	12	34	21	16,850	20,160	23,150	11	21	11,961	14,135
700 and over	8	7	3	7,200	7,650	3,350	8	7	67,870	66,117	41,144	8	7	3	16,905	13,100	6,800	7	3	11,800	4,900
Monroe																					
Total	1,764	2,198	1,709	75,679	110,017	96,140	1,607	2,041	361,237	585,467	711,335	1,541	1,902	1,686	145,910	177,622	175,097	615	1,135	41,196	72,047
None							12	6	4,296	1,438	1,420	29	9	13	3,015	1,005	971	21	10	1,827	666
Under 25	734	649	962	11,579	11,533	27,213	629	569	46,162	50,816	206,001	558	471	936	29,359	22,765	63,837	147	524	6,975	23,443
25-49	527	717		19,152	25,510		489	670	80,828	116,377		474	627		35,474	42,967		170		6,953	
50-99	331	563	503	20,926	35,543	32,566	310	535	96,508	180,068	225,629	315	533	496	38,877	52,609	56,620	166	388	10,923	23,141
100-199	147	238	204	17,286	28,746	24,646	142	230	84,781	144,837	176,263	141	232	201	29,430	43,439	36,529	96	177	9,985	16,008
200-399	21	30	35	4,869	6,885	8,215	21	30	31,352	45,849	61,566	20	29	35	6,705	11,687	11,105	12	31	2,656	5,330
400 and over	4	1	5	1,867	1,800	3,500	4	1	17,310	26,082	40,456	4	1	5	3,050	3,150	6,035	3	5	1,877	3,459

[1] Comparison with later censuses may be found in groups below beginning with 400-699.

COUNTY TABLE 1.—CHICKENS ON FARMS 1940, 1935, AND 1930; CHICKEN EGGS PRODUCED AND CHICKENS RAISED 1939, 1934, AND 1929; AND CHICKENS SOLD, 1939 AND 1929; CLASSIFIED BY NUMBER ON HAND—Continued

(Chickens on hand over 4 months old Apr. 1, 1940 and over 3 months old Jan. 1, 1935 and Apr. 1, 1930)

STATE OR COUNTY AND NUMBER OF CHICKENS ON HAND	CHICKENS ON HAND						CHICKEN EGGS PRODUCED					CHICKENS RAISED						CHICKENS SOLD			
	Farms reporting			Number			Farms reporting		Dozens			Farms reporting			Number			Farms reporting		Number	
	1940 (Apr.1)	1935 (Jan.1)	1930 (Apr.1)	1940 (Apr. 1)	1935 (Jan. 1)	1930 (Apr. 1)	1939	1934	1939	1934	1929	1939	1934	1929	1939	1934	1929	1939	1929	1939	1929
INDIANA—Con.																					
Montgomery																					
Total	2,229	2,371	2,257	159,594	178,167	183,422	2,159	2,259	1,160,126	769,824	1,155,257	2,127	2,258	2,273	471,455	400,180	423,573	1,677	1,775	229,176	200,787
None	-----	-----	-----	-----	-----	-----	32	8	9,118	1,446	4,624	44	13	18	16,803	1,243	2,395	38	13	14,387	1,365
Under 25	332	323	698	5,460	5,836	21,899	297	267	45,095	19,073	165,422	266	268	698	27,049	20,286	77,701	134	412	10,434	33,221
25-49	532	509		19,947	18,876		506	478	129,792	73,229		493	476		64,559	53,536		335		24,420	
50-99	810	853	824	53,397	56,455	55,965	783	830	374,694	257,371	343,955	777	829	822	157,851	130,681	143,094	660	681	70,117	65,520
100-199	477	584	614	58,100	70,723	75,512	464	576	416,569	309,681	466,804	470	571	614	152,489	150,088	150,046	439	557	79,662	75,142
200-399	69	94	111	16,540	22,325	25,311	69	92	120,781	98,617	146,292	68	93	111	33,874	38,370	43,747	62	103	17,028	22,266
400 and over	9	8	(1)	6,150	3,952	(1)	8	8	64,077	10,407	(1)	9	8	(1)	18,830	5,976	(1)	9	(1)	13,128	(1)
400-699	6	7	10	2,950	3,252	4,735	5	7	23,985	10,207	28,160	6	7	10	12,350	5,776	6,590	6	9	9,228	3,273
700 and over	3	1	-----	3,200	700	-----	3	1	40,092	200	-----	3	1	-----	6,480	200	-----	3	-----	3,900	-----
Morgan																					
Total	1,815	2,138	1,790	114,056	160,170	154,088	1,743	2,052	751,869	869,342	956,726	1,655	2,056	1,678	237,064	298,977	293,453	1,054	1,322	94,833	153,046
None	-----	-----	-----	-----	-----	-----	14	7	3,999	1,122	8,816	24	14	14	5,336	1,837	5,430	24	17	4,545	5,430
Under 25	410	300	578	6,496	4,827	16,579	367	247	36,436	26,496	106,779	321	252	506	21,209	14,154	41,539	128	305	7,299	17,818
25-49	489	485		17,752	16,947		472	461	99,693	80,018		443	461		42,904	37,811		235		13,722	
50-99	571	745	593	36,841	46,789	39,344	552	733	213,885	237,578	225,929	532	729	563	76,202	95,700	82,004	393	464	29,464	39,593
100-199	279	493	484	33,777	60,144	58,193	272	489	237,749	332,902	328,703	271	486	465	62,402	101,632	97,202	221	415	25,308	51,621
200-399	58	101	115	13,640	23,943	26,901	58	101	100,948	138,381	181,238	56	100	110	20,411	36,018	37,908	48	102	8,745	20,538
400 and over	8	14	(1)	5,550	7,520	(1)	8	14	59,159	52,845	(1)	8	14	(1)	8,600	11,825	(1)	5	(1)	5,750	(1)
400-699	5	12	14	2,350	5,920	6,820	5	12	21,304	38,845	44,540	5	12	14	2,600	7,125	11,020	5	19	5,750	18,046
700 and over	3	2	6	3,200	1,600	6,251	3	2	37,855	14,000	60,721	3	2	6	6,000	4,700	18,350				
Newton																					
Total	897	883	924	74,423	81,605	87,118	821	848	534,219	426,581	655,434	780	833	911	213,397	186,064	205,877	598	763	122,146	107,067
None	-----	-----	-----	-----	-----	-----	8	2	2,450	885	2,975	19	8	7	19,872	1,780	975	20	9	18,132	638
Under 25	107	88	200	1,882	1,657	6,276	79	73	11,838	8,406	46,433	65	65	188	7,221	5,705	19,164	19	110	4,331	9,115
25-49	170	173		6,499	6,560		143	165	39,110	39,633		129	160		21,849	17,360		74		12,413	
50-99	296	315	333	19,759	21,017	22,734	277	305	135,849	137,880	172,560	260	298	326	53,544	53,610	59,438	207	277	26,466	29,324
100-199	276	242	317	34,480	29,788	39,845	267	240	260,199	160,598	301,144	262	237	316	86,270	66,515	91,805	235	295	45,158	49,146
200 and over	48	65	74	11,803	22,583	18,263	47	63	84,773	79,179	132,322	45	65	74	24,641	41,094	34,495	43	72	15,646	18,844
Noble																					
Total	1,896	2,188	2,073	130,513	146,477	162,224	1,705	1,981	973,548	879,869	1,269,447	1,657	1,905	2,072	298,136	250,860	309,806	1,387	1,644	175,599	162,572
None	-----	-----	-----	-----	-----	-----	32	17	14,279	5,738	3,819	40	22	12	8,841	2,314	1,619	38	11	7,422	1,155
Under 25	298	322	610	4,965	5,381	19,000	203	237	30,582	31,789	155,529	174	216	601	12,930	10,239	45,517	91	352	5,929	21,052
25-49	460	570		16,371	20,062		393	505	117,102	125,939		372	465		35,561	31,205		273		17,322	
50-99	691	842	863	45,470	54,944	57,558	650	787	341,777	333,686	468,328	636	763	861	103,550	94,487	112,252	571	727	60,511	57,599
100-199	387	385	513	46,440	46,375	62,567	370	366	333,928	264,936	479,918	376	373	511	100,401	85,629	108,939	358	476	56,324	58,989
200-399	50	63	76	11,612	14,925	17,374	49	63	91,970	90,227	120,923	49	61	76	25,685	22,386	31,826	47	69	22,591	18,802
400 and over	10	6	11	5,655	4,790	5,725	8	6	43,910	27,554	40,930	10	5	11	11,168	4,600	9,653	9	9	5,500	4,975

Ohio																				
Total	409	474	529	33,365	35,539	38,360	399	467	264,074	188,043	251,894	392	438	521	59,845	62,530	68,053	245	352	31,470	33,259
None							2	8	600	1,271		3	10		7,300	637		4		7,400	
Under 25	66	88	222	1,260	1,501	6,664	58	75	8,305	10,007	38,181	58	62	218	3,218	3,283	16,209	28	115	1,439	6,756
25-49	96	119		3,568	4,460		94	119	23,230	30,932		89	111		8,361	10,323		52		3,309	
50-99	133	145	183	8,412	9,365	11,731	132	143	64,225	57,646	74,358	130	136	183	14,585	14,950	25,144	76	136	5,432	13,548
100-199	74	89	85	8,525	10,933	10,500	73	89	62,714	52,057	66,420	72	86	85	15,981	14,457	15,635	46	70	7,760	7,164
200-399	33	28	30	8,800	6,930	7,365	33	28	79,000	27,037	56,980	33	28	30	7,600	10,300	8,505	32	27	4,330	4,605
400 and over	7	5	5	2,800	2,350	2,100	7	5	26,000	9,093	15,955	7	5	5	2,800	8,580	2,560	7	4	1,800	1,186
Orange																					
Total	1,687	1,919	1,578	130,400	154,159	147,565	1,557	1,845	885,981	1,000,043	1,210,974	1,435	1,689	1,572	188,607	171,548	231,454	957	1,252	73,000	111,243
None							18	10	8,173	2,387	1,570	17	9	8	2,414	1,958	719	19	8	2,196	4,336
Under 25	298	279	450	4,890	4,890	14,510	229	236	27,609	23,290	123,325	180	190	442	11,425	6,926	31,722	97	263	6,215	14,161
25-49	378	444		14,207	16,489		355	421	79,702	88,547		308	380		23,042	20,171		180		7,610	
50-99	518	594	528	34,195	38,790	35,567	487	580	221,800	247,070	304,166	465	549	526	50,600	47,304	59,539	291	435	15,270	28,080
100-199	387	452	442	48,103	55,530	55,853	364	449	331,642	366,991	447,500	363	416	438	63,449	56,401	80,952	290	381	23,702	35,915
200-399	94	141	139	22,795	33,840	32,195	92	140	162,180	246,838	258,531	90	137	139	26,663	35,231	43,182	69	129	10,542	19,846
400 and over	12	9	19	6,210	4,620	9,440	12	9	54,875	24,920	75,882	12	8	19	11,014	3,557	15,340	11	16	7,465	8,905
Owen																					
Total	1,389	1,582	1,434	86,712	126,519	119,948	1,251	1,470	560,589	709,404	966,498	1,262	1,475	1,420	165,018	202,148	219,974	895	1,172	67,975	108,169
None							9	5	1,764	895	9,852	18	10	19	1,577	774	1,551	18	17	1,336	853
Under 25	310	229	501	5,152	4,125	14,697	237	181	31,271	17,131	112,811	236	176	480	17,487	8,531	36,745	115	330	7,242	16,713
25-49	371	367		13,624	13,566		335	323	73,579	63,291		328	337		33,397	27,170		213		14,977	
50-99	415	520	538	26,904	34,919	35,729	392	503	178,211	187,146	290,401	393	497	529	50,940	59,149	68,518	310	457	19,855	32,363
100-199	252	357	291	30,566	43,505	36,805	240	349	201,199	221,116	279,369	248	349	290	47,935	64,900	60,572	206	267	18,167	30,546
200-399	37	99	84	8,256	23,504	20,727	35	99	53,600	143,499	157,532	35	96	82	12,056	30,275	30,720	30	81	5,198	16,218
400 and over	4	10	20	2,210	6,900	11,990	3	10	20,985	76,326	116,533	4	10	20	1,626	11,349	21,870	3	20	1,200	11,476
Parke																					
Total	1,722	2,042	1,707	101,655	111,873	106,747	1,658	1,942	651,477	681,984	784,573	1,669	1,932	1,597	303,225	271,529	263,274	1,197	1,512	148,843	129,669
None							22	8	8,213	1,457	6,272	36	23	12	23,202	2,664	2,915	32	11	21,245	1,595
Under 25	360	474	793	6,211	8,308	24,478	319	409	36,222	40,985	194,114	314	393	705	32,753	25,992	78,554	127	522	16,446	37,285
25-49	481	632		17,619	22,791		456	608	89,656	129,391		453	596		52,233	60,558		288		19,641	
50-99	587	646	594	37,667	41,580	38,591	571	631	235,044	265,785	274,232	575	634	566	104,370	95,812	98,504	485	497	45,548	47,630
100-199	259	251	283	31,138	29,524	34,190	255	247	224,827	190,604	239,605	256	248	278	70,862	60,443	69,251	252	251	35,768	35,887
200-399	32	35	34	7,520	7,820	8,088	32	35	49,499	43,322	59,380	32	34	33	17,605	12,980	12,670	33	31	10,195	7,272
400 and over	3	4	3	1,500	1,850	1,400	3	4	8,016	10,440	10,970	3	4	3	2,200	13,100	1,400				
Perry																					
Total	1,382	1,617	1,431	104,491	132,486	116,167	1,315	1,590	727,597	859,235	931,847	1,217	1,524	1,426	164,980	186,075	171,432	751	1,121	67,078	84,281
None							16	4	7,328	1,850	1,642	17	6	3	3,834	490	160	12	3	3,063	112
Under 25	249	225	526	4,280	3,896	16,544	210	213	29,240	18,951	134,306	157	183	520	7,482	7,997	31,911	62	318	2,157	13,547
25-49	321	389		11,694	14,280		305	378	79,842	89,512		281	363		20,481	25,081		130		7,033	
50-99	404	474	459	26,636	30,568	31,049	384	470	181,052	210,178	267,726	370	454	459	40,465	47,287	46,141	249	394	13,127	21,553
100-199	315	399	359	39,236	49,247	44,444	310	396	273,102	297,991	332,719	301	390	357	52,045	63,761	58,389	226	321	20,133	28,805
200 and over	93	130	87	22,645	34,495	24,130	90	129	157,033	240,753	195,454	91	128	87	40,673	41,459	34,831	72	85	21,565	20,264
Pike																					
Total	1,336	1,907	1,646	90,129	123,473	118,188	1,265	1,839	642,041	538,616	758,865	1,237	1,811	1,645	167,894	213,054	234,426	832	1,359	61,408	124,366
None							12	12	3,217	3,196	3,624	19	13	14	4,822	1,783	2,700	14	11	3,977	2,444
Under 25	246	362	651	4,426	6,328	19,653	207	305	26,687	25,159	131,004	199	313	640	12,392	16,532	53,054	71	438	2,266	25,183
25-49	375	497		14,494	18,622		347	486	95,364	76,177		333	480		31,269	37,077		207		9,169	
50-99	421	633	571	28,247	41,535	38,375	410	623	197,269	182,329	248,188	400	603	569	52,301	75,728	79,250	298	505	18,184	41,012
100-199	243	360	352	29,337	43,813	42,670	238	358	210,872	173,516	255,541	236	348	351	46,345	64,154	69,987	197	338	18,389	38,669
200-399	47	51	69	11,005	11,175	15,745	47	51	76,157	59,219	102,808	46	50	68	15,465	14,605	25,635	41	64	5,953	14,458
400 and over	4	4	3	2,620	2,000	1,745	4	4	32,475	19,020	17,700	4	4	3	5,300	3,175	3,800	4	3	3,470	2,600

[1] Comparison with later censuses may be found in groups below beginning with 400-699.

COUNTY TABLE 1.—CHICKENS ON FARMS 1940, 1935, AND 1930; CHICKEN EGGS PRODUCED AND CHICKENS RAISED 1939, 1934, AND 1929; AND CHICKENS SOLD, 1939 AND 1929; CLASSIFIED BY NUMBER ON HAND—Continued

(Chickens on hand over 4 months old Apr. 1, 1940 and over 3 months old Jan. 1, 1935 and Apr. 1, 1930)

STATE OR COUNTY AND NUMBER OF CHICKENS ON HAND	CHICKENS ON HAND						CHICKEN EGGS PRODUCED					CHICKENS RAISED						CHICKENS SOLD			
	Farms reporting			Number			Farms reporting		Dozens			Farms reporting			Number			Farms reporting		Number	
	1940 (Apr.1)	1935 (Jan.1)	1930 (Apr.1)	1940 (Apr. 1)	1935 (Jan. 1)	1930 (Apr. 1)	1939	1934	1939	1934	1929	1939	1934	1929	1939	1934	1929	1939	1929	1939	1929
INDIANA—Con.																					
Porter																					
Total	1,538	1,640	1,553	115,507	125,307	126,698	1,414	1,498	774,038	734,623	919,523	1,334	1,280	1,546	254,214	189,335	261,459	758	1,050	113,207	116,209
None	-----	-----	-----	-----	-----	-----	16	5	3,647	352	2,935	23	10	7	15,532	558	2,090	15	7	14,100	1,734
Under 25	302	325	523	5,024	5,539	15,514	250	252	27,605	19,288	118,121	202	188	516	13,503	8,294	41,044	58	229	4,306	16,364
25-49	414	397		14,978	14,725		376	363	82,408	63,144		357	290		32,842	19,495		158		10,531	
50-99	438	516	567	29,226	32,896	36,656	402	487	179,262	188,133	254,385	389	438	565	59,472	49,405	77,484	247	422	21,204	33,010
100-199	281	280	363	33,998	34,462	43,869	267	270	219,735	213,292	299,995	263	240	361	69,102	53,004	80,278	205	306	28,792	37,822
200-399	80	94	82	20,003	22,610	18,709	80	93	138,139	145,952	131,377	77	87	79	36,394	30,889	32,826	57	71	14,549	13,639
400-799	20	25	(1)	8,926	11,575	(1)	20	25	81,483	73,373	(1)	20	24	(1)	19,769	19,490	(1)	15	(1)	12,675	(1)
800 and over	3	3	(1)	3,352	3,500	(1)	3	3	41,759	31,089	(1)	3	3	(1)	7,600	8,200	(1)	3	(1)	7,050	(1)
400-699	20	24	10	8,926	10,875	4,775	20	24	81,483	69,773	42,275	20	23	10	19,769	18,890	10,125	15	8	12,675	3,625
700-999	-----	2	6	-----	1,500	4,975	-----	2	-----	9,600	42,535	-----	2	6	-----	2,600	14,312	-----	6	-----	9,015
1000 and over	3	2	2	3,352	2,700	2,200	3	2	41,759	25,089	27,900	3	2	2	7,600	6,200	3,300	3	1	7,050	1,000
Posey																					
Total	1,495	1,685	1,637	94,216	120,907	116,166	1,451	1,621	752,818	574,170	837,710	1,402	1,456	1,601	240,992	196,330	271,909	1,082	1,416	100,276	132,881
None	-----	-----	-----	-----	-----	-----	8	2	3,720	80	2,995	11	2	9	2,215	100	1,410	11	10	1,592	866
Under 25	306	219	638	5,793	4,275	20,218	279	190	45,769	20,618	157,925	258	165	607	21,468	9,481	68,575	127	481	6,233	32,791
25-49	446	480		16,760	18,229		431	456	123,783	82,114		408	414		50,228	34,486		294		17,501	
50-99	461	575	605	29,683	37,267	39,911	454	565	242,283	168,713	287,453	444	513	594	77,170	67,795	100,072	394	549	31,381	47,058
100-199	237	337	329	28,822	40,504	38,905	235	335	216,245	187,199	253,323	236	292	326	57,631	58,223	76,315	215	312	24,998	38,244
200-399	35	65	58	7,848	15,734	13,370	34	64	68,444	86,926	99,884	35	61	58	12,130	20,845	18,967	31	57	4,971	9,464
400 and over	10	9	7	5,310	4,900	3,762	10	9	52,574	28,520	36,130	10	9	7	20,150	5,400	6,570	10	7	13,600	4,458
Pulaski																					
Total	1,448	1,540	1,402	136,582	149,231	164,377	1,329	1,475	1,026,450	861,424	1,319,166	1,227	1,380	1,391	335,424	238,623	308,498	859	1,024	202,533	148,311
None	-----	-----	-----	-----	-----	-----	7	6	1,266	7,075	3,205	27	15	7	56,755	4,365	800	27	7	54,092	421
Under 25	202	179	309	3,261	3,091	9,177	162	159	19,408	17,709	71,478	123	127	297	12,597	6,638	24,342	66	142	7,893	9,284
25-49	279	307		10,299	11,207		246	286	62,159	53,239		216	264		22,682	22,631		109		12,508	
50-99	416	464	421	27,670	30,832	28,474	388	447	195,129	160,674	226,798	364	423	418	59,019	52,476	59,706	246	297	25,494	24,414
100-199	397	420	466	49,591	52,860	58,989	376	409	391,704	299,308	463,904	355	393	465	106,681	85,522	113,273	289	394	55,653	56,498
200-399	130	135	158	31,231	32,556	39,055	126	134	225,047	203,143	299,268	119	125	158	48,010	42,716	65,522	103	140	25,144	33,375
400 and over	24	35	(1)	14,530	18,685	(1)	24	34	131,737	120,276	(1)	23	33	(1)	29,680	24,275	(1)	19	(1)	21,749	(1)
400-699	20	30	32	9,230	13,585	14,942	20	29	78,497	99,416	124,057	20	28	30	15,830	14,450	18,147	15	28	6,899	10,250
700 and over	4	5	16	5,300	5,100	13,740	4	5	53,240	20,860	130,456	3	5	16	13,850	9,825	26,708	4	16	14,850	14,069
Putnam																					
Total	2,152	2,297	2,034	142,442	162,935	151,574	2,096	2,201	960,833	848,676	1,007,441	2,069	2,180	2,027	355,139	335,491	322,216	1,425	1,386	169,092	140,802
None	-----	-----	-----	-----	-----	-----	16	26	2,760	5,922	3,315	40	31	14	13,067	2,819	3,470	40	13	12,362	2,409
Under 25	414	384	759	6,548	6,477	22,469	379	324	38,234	40,382	171,594	355	309	744	31,727	20,510	62,610	150	390	14,940	23,496
25-49	506	559		18,186	20,589		491	524	114,541	122,665		467	511		52,813	50,261		267		18,581	
50-99	749	775	701	48,445	50,603	46,471	734	753	346,574	258,749	306,848	731	755	698	117,087	107,092	103,152	550	502	48,649	41,335
100-199	416	481	481	49,795	57,538	58,218	414	479	325,153	282,457	357,576	410	479	478	101,245	105,742	110,291	356	406	47,776	50,671
200-399	61	90	85	14,268	20,856	19,700	57	87	97,600	104,581	133,792	60	87	85	27,850	34,564	35,202	56	68	16,127	18,650
400 and over	6	8	8	5,200	6,872	4,716	5	8	35,971	33,920	34,316	6	8	8	11,350	14,503	7,491	6	7	10,657	4,241

Randolph																				
Total	2,570	2,899	2,631	213,895	246,490	244,872	2,407	2,768	1,411,980	1,234,527	1,590,561	2,324	2,724	2,625	444,392	446,485	489,735	1,903	2,089	211,065	240,243
None							24	3	14,163	379	12,407	37	9	23	14,019	1,088	4,786	39	19	12,070	4,571
Under 25	272	290	562	4,598	4,894	17,962	205	240	29,246	22,799	131,488	169	225	539	14,235	13,047	51,980	89	295	7,646	23,445
25-49	464	536		17,615	19,965		411	502	106,147	85,499		384	483		43,194	38,974		247		19,408	
50-99	963	1,012	962	65,878	67,647	65,807	911	978	415,410	320,356	431,977	884	976	957	135,419	122,413	144,855	737	767	55,553	64,816
100-199	745	896	911	92,423	110,447	113,113	732	884	628,757	561,230	685,113	725	873	910	179,905	187,562	210,485	673	825	85,223	106,043
200-399	109	153	185	24,594	35,527	42,500	107	150	150,600	204,723	292,017	108	146	185	44,970	65,651	70,879	101	173	23,855	38,038
400 and over	17	12	(1)	8,787	8,010	(1)	17	11	67,657	39,541	(1)	17	12	(1)	12,650	17,750	(1)	17	(1)	7,310	(1)
400-699	14	8	10	6,387	3,660	4,790	14	8	44,457	19,720	36,959	14	8	10	9,250	6,950	6,450	14	9	4,210	3,380
700 and over	3	4	1	2,400	4,350	700	3	3	23,200	19,821	600	3	4	1	3,400	10,800	300	3	1	3,100	150
Ripley																					
Total	2,338	2,535	2,429	213,948	265,749	260,285	2,284	2,431	1,583,442	2,020,862	2,056,149	2,052	2,264	2,388	346,789	394,177	458,237	1,502	2,034	159,642	211,707
None							14	7	2,426	4,475	2,250	21	10	7	2,016	912	955	16	7	1,457	718
Under 25	281	226	480	4,855	3,974	14,844	256	187	38,003	28,452	119,512	184	147	454	12,776	9,110	33,962	93	291	5,776	16,775
25-49	425	389		15,716	14,137		413	363	99,143	103,461		336	323		26,561	23,176		168		9,572	
50-99	718	723	743	47,242	47,722	50,512	696	699	333,512	352,168	403,778	647	638	733	87,907	74,521	88,313	456	609	39,063	42,957
100-199	693	834	883	89,484	106,648	113,747	686	818	676,119	822,505	860,903	649	792	874	135,899	158,713	172,150	573	817	64,298	89,516
200-399	204	331	302	48,961	78,471	70,961	202	327	379,148	598,114	579,453	198	324	299	68,205	107,226	147,952	179	289	33,106	53,438
400 and over	17	30	21	7,690	14,797	10,221	17	30	55,091	111,687	90,253	17	30	21	13,425	20,519	14,905	17	21	6,370	8,303
Rush																					
Total	1,632	1,973	1,765	114,916	153,642	146,872	1,545	1,946	738,303	791,423	1,046,867	1,531	1,911	1,752	305,567	387,179	379,803	1,285	1,432	120,471	185,620
None							15	9	11,466	2,117	3,188	22	16	13	4,620	3,830	3,528	15	13	2,632	2,253
Under 25	166	178	428	2,964	3,168	14,063	136	165	19,933	18,860	103,651	117	149	412	13,913	15,872	47,291	78	257	4,578	18,053
25-49	417	417		15,917	15,744		386	407	97,442	69,663		378	393		51,469	46,006		295		18,281	
50-99	669	776	757	44,436	51,118	50,451	640	770	269,625	267,258	361,590	644	758	748	123,061	158,890	145,160	556	624	45,287	68,422
100-199	343	520	495	41,100	62,439	59,183	333	515	270,670	331,977	408,351	333	516	494	91,979	144,711	141,094	309	459	39,005	72,019
200-399	34	73	74	8,040	16,608	17,425	32	72	50,478	69,588	123,562	34	71	74	17,150	31,045	32,830	29	68	8,139	16,123
400 and over	3	9	(1)	2,459	4,565	(1)	3	8	18,689	32,160	(1)	3	8	(1)	3,375	6,825	(1)	3	(1)	2,549	(1)
400-699	------	8	9	--------	3,715	4,050	-----	7	---------	25,660	33,225	-----	7	9	--------	5,325	6,100	-----	9	--------	5,250
700 and over	3	1	2	2,459	850	1,700	3	1	18,689	6,500	13,300	3	1	2	3,375	1,500	4,000	3	2	2,549	3,500
St. Joseph																					
Total	2,025	2,618	1,863	130,992	167,895	124,426	1,851	2,415	1,003,350	928,537	858,021	1,712	2,260	1,860	301,524	316,911	251,763	938	1,165	129,708	108,114
None							16	8	3,270	5,110	3,642	29	12	8	8,969	2,550	4,000	25	6	7,075	3,753
Under 25	600	599	829	9,809	9,650	25,052	494	491	55,820	39,007	173,716	415	441	822	28,007	23,574	60,540	126	364	8,513	21,130
25-49	594	750		20,875	25,919		541	691	130,926	111,280		491	648		47,584	51,764		233		15,415	
50-99	501	791	704	32,048	50,192	45,701	475	759	209,188	256,084	294,441	462	709	701	78,634	91,682	92,497	305	517	32,250	37,684
100-199	230	360	266	28,278	43,509	31,763	226	349	219,631	246,191	212,539	217	333	266	58,429	77,405	57,236	173	222	23,966	25,531
200-399	77	95	44	18,997	23,326	10,625	76	94	149,195	154,413	78,729	76	94	43	38,576	45,086	20,915	59	39	16,635	11,341
400-799	18	19	(1)	8,490	9,905	(1)	18	19	73,820	85,348	(1)	17	19	(1)	14,025	15,650	(1)	13	(1)	6,554	(1)
800-1599	------	3	(1)	--------	3,194	(1)	-----	3	---------	14,102	(1)	-----	3	(1)	--------	4,300	(1)	-----	(1)	--------	(1)
1600 and over	5	1	(1)	12,495	2,200	(1)	5	1	161,500	17,002	(1)	5	1	(1)	27,300	4,900	(1)	4	(1)	19,300	(1)
400-699	17	17	16	7,790	8,455	8,085	17	17	68,820	67,998	60,787	16	17	16	12,425	13,550	12,975	12	13	6,054	6,475
700-999	1	4	3	700	3,244	2,100	1	4	5,000	22,310	19,167	1	4	3	1,600	3,400	2,600	1	3	500	1,600
1000 and over	5	2	1	12,495	3,600	1,100	5	2	161,500	26,144	15,000	5	2	1	27,300	7,900	1,000	4	1	19,300	600
Scott																					
Total	845	961	918	59,430	74,506	71,643	813	929	401,640	451,701	538,827	741	846	893	97,124	100,395	131,042	545	576	45,768	65,556
None							4	7	1,380	766	1,775	7	7	8	4,048	706	900	7	7	3,827	666
Under 25	163	154	406	2,857	2,563	11,344	146	134	13,749	13,215	85,085	106	124	379	6,420	5,772	25,239	57	175	3,006	10,113
25-49	239	255		8,942	9,452		230	241	47,098	45,598		212	223		16,889	16,127		135		7,149	
50-99	247	305	264	16,462	19,511	17,725	240	303	101,797	115,376	131,601	233	266	260	29,019	27,705	31,490	185	190	12,642	14,864
100-199	163	192	179	20,214	23,351	22,769	160	190	152,140	159,698	158,893	152	176	178	28,293	28,561	38,606	136	144	13,720	18,336
200-399	26	43	61	6,255	10,299	14,910	26	42	41,826	72,853	107,210	24	39	60	7,680	11,885	24,707	20	54	3,424	15,377
400 and over	7	12	8	4,700	9,330	4,895	7	12	43,650	44,195	54,263	7	11	8	4,775	9,639	10,100	5	6	2,000	6,200

[1] Comparison with later censuses may be found in groups below beginning with 400-699.

459864 O - 42 - 14

COUNTY TABLE 1.—CHICKENS ON FARMS 1940, 1935, AND 1930; CHICKEN EGGS PRODUCED AND CHICKENS RAISED 1939, 1934, AND 1929; AND CHICKENS SOLD, 1939 AND 1929; CLASSIFIED BY NUMBER ON HAND—Continued

(Chickens on hand over 4 months old Apr. 1, 1940 and over 3 months old Jan. 1, 1935 and Apr. 1, 1930)

STATE OR COUNTY AND NUMBER OF CHICKENS ON HAND	CHICKENS ON HAND						CHICKEN EGGS PRODUCED					CHICKENS RAISED						CHICKENS SOLD			
	Farms reporting			Number			Farms reporting		Dozens			Farms reporting			Number			Farms reporting		Number	
	1940 (Apr.1)	1935 (Jan.1)	1930 (Apr.1)	1940 (Apr. 1)	1935 (Jan. 1)	1930 (Apr. 1)	1939	1934	1939	1934	1929	1939	1934	1929	1939	1934	1929	1939	1929	1939	1929
INDIANA—Con.																					
Shelby																					
Total	2,049	2,325	2,173	123,841	163,437	148,280	1,957	2,178	682,642	698,273	897,961	1,946	2,205	2,131	326,750	368,578	367,022	1,507	1,701	121,684	166,016
None	------	------	-----	-------	-------	-------	17	8	3,265	1,205	3,698	29	12	16	4,500	1,508	2,848	27	11	2,418	900
Under 25	290	291	848	5,082	5,257	26,991	249	231	32,066	18,554	175,004	226	230	802	20,500	16,387	89,624	110	541	7,058	39,049
25-49	641	590		23,924	22,692		605	538	128,423	97,406		598	550		75,872	63,796		418		25,695	
50-99	782	874	849	50,697	57,881	55,124	755	848	266,204	248,744	330,583	764	857	839	136,756	143,432	142,292	644	718	50,330	63,170
100-199	303	493	414	36,453	58,352	48,965	299	477	206,068	231,532	276,895	298	483	412	76,972	113,495	100,492	278	373	30,950	48,255
200 and over	33	77	62	7,685	19,255	17,200	32	76	46,616	100,832	111,781	31	73	62	12,150	29,960	31,766	30	58	5,233	14,642
Spencer																					
Total	1,807	2,049	2,031	132,649	166,695	162,178	1,746	1,999	837,722	941,720	1,368,353	1,663	1,955	1,999	310,760	276,333	299,878	1,060	1,339	144,365	111,400
None	------	------	-----	-------	-------	-------	13	-----	5,706	---------	1,726	24	1	4	56,074	25	900	20	4	51,801	350
Under 25	294	272	714	5,098	5,064	21,938	253	252	25,853	22,440	165,370	223	234	686	14,401	12,184	57,450	76	344	2,733	18,188
25-49	465	461		17,667	17,633		447	441	101,177	86,445		410	434		41,918	35,934		209		14,326	
50-99	564	685	685	37,836	45,180	45,300	555	677	224,678	242,165	375,040	540	665	680	77,318	81,192	89,695	383	459	21,697	30,020
100-199	385	484	505	47,090	59,734	62,086	379	482	298,144	355,854	535,359	371	476	503	75,940	96,175	101,866	290	421	27,118	37,819
200-399	91	129	112	20,598	29,894	25,554	91	129	144,005	172,527	221,798	87	127	111	30,047	35,722	39,237	74	97	14,125	17,798
400 and over	8	18	15	4,360	9,190	7,300	8	18	38,159	62,289	69,060	8	18	15	15,062	15,101	10,730	8	14	12,565	7,225
Starke																					
Total	1,278	1,445	1,107	138,129	130,386	102,348	1,174	1,344	1,078,372	811,003	749,949	1,096	1,272	1,095	267,165	244,210	195,298	640	692	128,798	85,619
None	------	------	-----	-------	-------	-------	17	9	8,915	5,002	400	19	14	5	6,520	3,720	511	26	6	6,344	428
Under 25	281	305	415	4,596	4,960	12,025	233	252	29,417	30,785	85,131	193	217	401	17,632	13,451	27,688	59	165	10,360	8,831
25-49	308	347		10,903	12,382		278	319	66,478	67,306		243	290		25,687	24,467		104		10,874	
50-99	293	379	343	18,937	23,940	22,505	269	362	120,592	133,863	163,985	264	352	341	35,782	46,956	43,286	148	231	12,319	15,925
100-199	225	251	243	28,672	31,260	30,988	208	244	211,346	179,186	203,378	210	241	243	62,804	60,190	60,033	152	199	29,925	27,384
200-399	119	117	75	29,481	29,509	18,100	117	113	222,317	205,718	140,292	117	113	74	53,740	51,806	32,680	102	63	24,555	15,274
400-799	37	36	(1)	18,890	17,395	(1)	37	35	164,868	127,063	(1)	35	35	(1)	30,975	27,820	(1)	35	(1)	14,201	(1)
800-1599	9	8	(1)	9,900	7,240	(1)	9	8	110,964	52,280	(1)	9	8	(1)	11,600	12,300	(1)	9	(1)	5,800	(1)
1600 and over	6	2	(1)	16,750	3,700	(1)	6	2	143,475	9,800	(1)	6	2	(1)	22,425	3,500	(1)	5	(1)	14,420	(1)
400-699	33	32	22	16,040	14,595	11,305	33	31	144,758	110,203	89,398	31	31	22	26,075	24,645	20,100	31	21	12,306	11,097
700-999	7	10	8	5,250	7,600	6,275	7	10	50,850	55,040	55,765	7	10	8	8,050	9,575	7,000	7	6	3,795	3,680
1000-2499	9	4	1	13,750	6,140	1,150	9	4	124,507	23,900	11,600	9	4	1	15,575	9,400	4,000	11	1	18,320	3,000
2500 and over	3	------	-----	10,500	-------	-------	3	-----	99,212	---------	---------	3	-----	-----	15,300	---------	---------				
Steuben																					
Total	1,256	1,467	1,467	105,005	120,134	127,162	1,139	1,385	850,750	714,222	999,725	1,043	1,184	1,459	217,641	181,739	245,924	865	1,145	122,207	140,574
None	------	------	-----	-------	-------	-------	11	22	3,955	8,085	10,085	22	15	22	5,347	1,260	4,681	25	22	6,883	3,488
Under 25	158	175	375	2,642	2,800	10,880	121	136	22,118	11,439	81,568	89	94	359	7,570	4,425	30,175	54	200	4,634	16,219
25-49	256	350		8,666	12,111		225	328	65,073	56,214		175	271		20,639	19,682		125		13,182	
50-99	431	520	563	27,677	33,666	37,026	395	490	219,342	187,762	287,829	375	420	551	58,935	46,143	70,010	314	446	29,812	39,061
100-199	313	324	425	38,930	39,570	52,079	295	312	323,075	261,341	386,198	289	288	423	76,540	57,829	92,960	262	380	42,480	55,487
200-399	90	86	93	21,170	20,059	22,182	85	86	167,947	151,181	201,512	85	85	93	32,910	35,875	40,448	77	86	16,236	21,499
400 and over	8	12	(1)	5,920	11,928	(1)	7	11	49,240	38,200	(1)	8	11	(1)	15,700	16,525	(1)	8	(1)	8,980	(1)
400-699	3	8	11	1,300	3,828	4,995	3	8	9,000	24,811	32,533	3	7	11	3,800	4,800	7,650	3	11	2,930	4,820
700 and over	5	4	-----	4,620	8,100	-------	4	3	40,240	13,389	---------	5	4	-----	11,900	11,725	---------	5	-----	6,050	---------

Sullivan																				
Total	2,207	2,781	2,439	121,266	191,979	188,426	2,120	2,647	762,720	1,033,932	1,430,630	2,075	2,620	2,426	270,193	368,940	413,111	1,235	1,891	90,083	180,885
None	———	———	———	———	———	———	9	12	1,876	2,857	6,149	31	25	24	3,141	3,250	2,776	23	17	1,876	1,247
Under 25	673	563	1,034	10,995	9,454	30,246	613	467	55,372	46,793	249,187	575	465	1,010	36,190	30,376	98,216	207	643	8,894	38,865
25-49	618	726		23,404	26,187		598	695	135,767	116,812		581	678		57,620	60,569		305		13,902	
50-99	571	797	741	37,376	50,600	49,567	556	783	234,849	259,199	357,925	549	771	731	85,469	108,425	116,088	400	618	28,596	50,141
100-199	286	560	519	33,929	68,899	65,343	285	557	223,522	381,088	447,983	282	550	516	63,283	118,245	127,644	243	480	25,574	59,479
200-399	55	116	123	13,502	27,523	29,700	55	114	94,304	165,862	227,931	54	113	123	20,990	35,500	48,517	53	111	9,426	20,943
400 and over	4	19	22	2,060	9,316	13,570	4	19	17,030	61,321	141,555	3	18	22	3,500	12,575	19,870	4	22	1,815	10,210
Switzerland																					
Total	1,337	1,421	1,535	79,785	95,340	101,701	1,252	1,395	513,481	529,636	886,106	1,224	1,317	1,529	133,323	134,446	161,679	615	1,028	39,860	68,419
None	———	———	———	———	———	———	5	2	2,605	700	1,200	8	3	5	2,015	174	362	7	5	1,686	395
Under 25	232	168	624	3,947	3,342	19,518	188	153	22,792	10,695	178,060	180	123	615	9,560	5,675	41,159	49	331	2,112	14,918
25-49	434	416		16,363	15,703		410	412	92,226	72,363		403	378		28,612	27,185		146		5,318	
50-99	427	541	589	27,700	34,864	38,301	410	533	176,392	184,884	342,652	402	520	588	44,477	51,770	63,374	239	423	11,945	26,634
100-199	216	251	282	25,054	30,348	34,090	211	250	171,994	192,083	280,430	205	248	281	41,364	39,305	44,998	153	236	16,462	20,902
200 and over	28	45	40	6,721	11,083	9,792	28	45	47,472	68,911	83,764	26	45	40	7,295	10,337	11,786	21	33	2,337	5,570
Tippecanoe																					
Total	1,750	2,154	1,982	146,760	166,018	153,840	1,647	2,057	1,115,957	1,222,320	1,166,650	1,632	1,975	1,985	501,775	440,055	442,651	1,307	1,631	311,020	229,658
None	———	———	———	———	———	———	24	14	11,758	3,235	3,640	41	34	14	40,395	8,106	4,236	37	11	37,777	3,575
Under 25	281	369	698	4,597	6,013	21,528	229	305	28,531	37,785	173,703	214	275	692	32,567	31,737	84,192	102	482	21,708	38,612
25-49	387	483		14,095	18,346		349	461	81,960	134,217		331	425		58,706	55,251		228		32,572	
50-99	542	701	759	35,208	46,421	49,890	514	687	217,070	344,834	371,243	512	662	755	117,757	119,226	142,379	449	649	64,483	71,629
100-199	411	488	429	51,524	59,890	51,641	402	478	445,068	451,729	367,059	405	467	428	151,741	143,824	133,446	382	401	94,756	69,901
200-399	105	96	81	25,664	23,158	19,737	105	96	214,735	172,019	160,855	105	95	81	65,842	53,926	44,642	94	73	38,648	25,956
400-799	19	12	(1)	8,972	6,300	(1)	19	11	48,770	36,970	(1)	19	12	(1)	16,392	13,235	(1)	11	(1)	10,932	(1)
800 and over	5	5	(1)	6,700	5,890	(1)	5	5	68,065	41,531	(1)	5	5	(1)	18,375	14,750	(1)	4	(1)	10,144	(1)
400-699	19	10	9	8,972	4,900	4,467	19	9	48,770	29,195	34,800	19	10	9	16,392	9,335	9,020	11	9	10,932	3,910
700 and over	5	7	6	6,700	7,290	6,577	5	7	68,065	49,306	55,350	5	7	6	18,375	18,650	24,736	4	6	10,144	16,075
Tipton																					
Total	1,213	1,552	1,550	85,915	114,303	124,465	1,098	1,441	536,994	395,596	721,484	1,104	1,460	1,544	199,085	211,808	280,554	907	1,225	88,115	134,127
None	———	———	———	———	———	———	10	8	4,380	1,180	3,445	17	12	11	3,541	1,324	4,941	17	11	2,250	4,272
Under 25	142	162	456	2,390	2,841	14,192	96	123	19,998	10,228	86,598	90	114	445	9,008	8,178	44,917	54	256	4,843	18,851
25-49	285	347		11,008	12,954		247	307	63,271	45,566		248	320		29,401	28,077		173		10,989	
50-99	472	600	606	32,022	39,323	40,204	443	566	207,708	129,202	222,936	445	584	602	76,063	75,255	89,300	377	502	32,174	39,969
100-199	285	398	416	33,835	47,793	50,671	274	394	199,151	168,052	290,911	275	386	414	70,197	81,525	107,690	259	388	32,875	53,527
200 and over	29	45	72	6,660	11,392	19,398	28	43	42,486	41,368	117,594	29	44	72	10,875	17,449	33,706	27	68	4,984	17,508
Union																					
Total	638	688	685	37,685	52,117	53,998	590	640	258,154	221,119	352,150	574	647	686	86,827	95,605	116,649	445	580	38,264	61,203
None	———	———	———	———	———	———	3	1	770	50	486	4	1	2	1,340	30	83	6	2	1,109	98
Under 25	104	60	175	1,763	1,033	5,665	82	42	13,994	4,767	42,620	72	41	174	6,587	2,473	16,730	31	119	3,501	8,155
25-49	169	132		6,189	4,988		155	118	42,812	22,785		147	119		15,848	10,715		101		7,099	
50-99	281	303	303	18,383	19,790	20,031	271	290	127,887	90,582	145,141	270	296	303	42,931	40,152	49,321	229	270	18,127	25,984
100-199	72	168	180	8,380	20,017	21,012	67	164	56,918	79,929	121,656	69	165	180	14,841	32,563	40,990	66	165	6,079	21,590
200 and over	12	25	27	2,970	6,289	7,290	12	25	15,773	23,006	42,247	12	25	27	5,280	9,672	9,525	12	24	2,349	5,376
Vanderburgh																					
Total	1,243	1,512	1,189	69,425	100,371	91,467	1,199	1,452	581,876	442,268	707,284	1,094	1,375	1,155	197,731	214,736	216,632	682	892	98,374	98,341
None	———	———	———	———	———	———	5	4	1,895	441	3,829	10	6	8	9,956	508	1,090	9	6	9,372	614
Under 25	393	372	597	6,722	6,254	18,524	358	334	52,728	20,327	141,500	293	290	564	21,764	15,228	54,003	92	371	8,664	21,980
25-49	379	451		14,035	16,039		373	436	116,458	58,525		338	410		39,851	38,935		217		14,629	
50-99	289	433	369	18,219	27,885	23,601	284	424	139,115	122,607	174,063	277	419	365	51,762	60,677	58,881	207	319	22,808	27,775
100-199	140	197	161	17,003	23,566	18,272	139	196	155,392	112,835	127,742	135	192	157	42,961	46,955	36,698	119	140	22,452	17,553
200-399	33	38	46	7,645	9,502	11,520	31	38	61,464	43,259	77,430	32	37	45	14,987	14,750	18,490	29	40	7,625	9,234
400 and over	9	21	16	5,801	17,125	19,550	9	20	54,824	84,274	182,720	9	21	16	16,450	37,683	47,470	9	16	12,824	21,185

[1] Comparison with later censuses may be found in groups below beginning with 400-699.

COUNTY TABLE 1.—CHICKENS ON FARMS 1940, 1935, AND 1930; CHICKEN EGGS PRODUCED AND CHICKENS RAISED 1939, 1934, AND 1929; AND CHICKENS SOLD, 1939 AND 1929; CLASSIFIED BY NUMBER ON HAND—Continued

(Chickens on hand over 4 months old Apr. 1, 1940 and over 3 months old Jan. 1, 1935 and Apr. 1, 1930)

STATE OR COUNTY AND NUMBER OF CHICKENS ON HAND	CHICKENS ON HAND						CHICKEN EGGS PRODUCED					CHICKENS RAISED						CHICKENS SOLD			
	Farms reporting			Number			Farms reporting		Dozens			Farms reporting			Number			Farms reporting		Number	
	1940 (Apr.1)	1935 (Jan.1)	1930 (Apr.1)	1940 (Apr. 1)	1935 (Jan. 1)	1930 (Apr. 1)	1939	1934	1939	1934	1929	1939	1934	1929	1939	1934	1929	1939	1929	1939	1929
INDIANA—Con.																					
Vermillion																					
Total	991	1,169	910	48,206	62,671	63,741	939	1,090	302,055	220,679	505,312	955	1,127	904	134,277	124,122	162,536	609	724	49,955	79,048
None	-----	-----	-----	-------	-------	-------	5	-----	900	---------	5,623	9	2	8	1,182	700	1,955	7	7	392	1,475
Under 25	301	308	359	4,986	5,371	10,582	264	279	27,589	12,636	83,054	271	283	349	19,563	14,423	38,248	107	227	4,365	15,767
25-49	286	363		10,233	13,303		274	341	62,962	42,767		274	353		29,994	27,312		162		9,236	
50-99	282	333	339	17,879	20,967	22,409	277	314	111,702	75,915	167,361	280	325	335	47,420	41,202	57,071	226	294	17,724	28,061
100-199	113	142	176	13,178	16,855	20,935	110	134	86,264	66,516	159,403	112	141	176	32,493	31,960	44,352	99	162	16,268	22,605
200 and over	9	23	36	1,930	6,175	9,815	9	22	12,638	22,845	89,871	9	23	36	3,625	8,525	20,910	8	34	1,970	11,140
Vigo																					
Total	1,747	2,516	1,893	77,965	123,676	109,108	1,580	2,396	477,820	527,832	819,837	1,604	2,303	1,894	194,612	291,923	278,414	942	1,035	71,534	107,510
None	-----	-----	-----	-------	-------	-------	19	8	3,045	516	6,867	37	21	21	6,044	2,327	4,076	20	16	3,925	2,003
Under 25	658	815	1,118	10,516	13,767	31,533	539	769	60,366	48,620	226,878	545	663	1,105	38,014	68,843	103,762	216	506	11,220	36,333
25-49	557	772		20,048	27,722		511	729	112,011	110,051		518	722		51,193	64,562		285		14,891	
50-99	360	625	514	22,984	39,607	32,725	342	594	133,277	162,622	240,645	339	602	512	55,016	82,396	82,399	278	320	21,145	30,030
100-199	147	259	196	17,652	30,368	24,467	144	251	120,862	134,299	181,565	142	251	193	31,945	52,805	48,727	121	144	13,632	20,420
200 and over	25	45	65	6,765	12,212	20,383	25	45	48,259	71,724	163,882	25	44	63	12,400	20,990	39,450	22	49	6,721	18,724
Wabash																					
Total	1,978	2,226	2,121	246,465	251,326	215,471	1,873	2,119	2,150,196	1,680,907	1,713,770	1,780	1,991	2,110	443,723	435,801	443,272	1,332	1,637	191,500	198,344
None	-----	-----	-----	-------	-------	-------	17	13	21,728	26,557	3,935	9	17	12	6,575	5,480	1,701	19	12	6,960	1,147
Under 25	192	237	493	3,091	4,105	14,752	156	191	20,656	28,449	119,038	130	151	478	11,603	9,381	45,584	53	243	5,580	17,024
25-49	312	327		11,877	12,176		274	303	75,135	78,310		250	274		26,958	24,752		121		9,082	
50-99	552	631	728	37,766	41,842	49,448	525	606	278,746	246,720	401,753	511	577	721	84,572	78,476	115,289	396	581	32,546	50,937
100-199	594	677	680	76,398	85,857	86,034	580	658	592,566	499,059	657,645	568	639	679	141,159	156,594	171,933	472	604	54,363	80,874
200-399	242	301	177	61,385	74,044	41,942	236	296	532,772	502,391	316,382	231	282	177	93,266	113,747	70,280	201	159	39,180	31,751
400-799	67	44	(1)	32,463	21,671	(1)	66	43	373,838	157,566	(1)	63	42	(1)	38,290	27,758	(1)	54	(1)	19,989	(1)
800-1599	16	8	(1)	15,885	8,260	(1)	16	8	167,743	88,521	(1)	15	8	(1)	27,000	14,613	(1)	16	(1)	23,800	(1)
1600 and over	3	1	(1)	7,600	3,371	(1)	3	1	87,012	53,334	(1)	3	1	(1)	14,300	5,000	(1)				
400-699	63	39	37	29,613	18,171	16,820	62	38	334,074	134,666	136,777	59	37	37	35,140	23,208	27,085	51	32	18,239	11,811
700-999	12	9	3	9,510	6,950	2,475	12	9	108,006	56,661	28,240	12	9	3	18,150	12,275	4,400	10	3	10,850	2,100
1000 and over	11	5	3	16,825	8,181	4,000	11	5	186,513	108,094	50,000	10	5	3	26,300	11,888	7,000	9	3	14,700	2,700
Warren																					
Total	1,005	1,172	1,116	71,743	90,469	88,795	951	1,143	484,888	505,912	563,165	983	1,109	1,105	404,679	309,081	215,040	800	860	302,225	111,245
None	-----	-----	-----	-------	-------	-------	12	7	4,960	2,750	2,457	60	22	10	129,846	26,650	1,375	61	7	116,369	803
Under 25	170	169	375	2,807	2,765	11,047	145	147	21,928	15,249	79,536	131	131	359	30,917	9,897	35,941	70	210	25,859	17,029
25-49	238	244		8,644	8,931		222	238	57,800	53,915		216	221		39,873	32,676		147		24,262	
50-99	344	418	368	22,193	27,934	24,870	326	411	148,522	155,224	147,978	327	402	366	81,172	87,396	62,549	282	306	49,928	29,424
100-199	204	281	318	24,843	34,861	39,363	198	280	165,331	190,538	233,816	200	273	315	91,461	106,580	89,175	192	284	63,498	47,666
200 and over	49	60	55	13,256	15,978	13,515	48	60	86,347	88,236	99,378	49	60	55	31,410	45,882	26,000	48	53	22,309	16,323
Warrick																					
Total	1,747	2,091	1,862	108,183	155,872	144,232	1,674	2,006	839,503	880,163	1,165,763	1,550	1,920	1,814	194,948	235,746	250,195	836	1,235	67,119	113,122
None	-----	-----	-----	-------	-------	-------	11	4	6,124	475	2,370	15	4	11	5,334	322	1,467	17	12	4,643	794
Under 25	381	299	732	6,628	5,344	22,171	344	260	45,396	23,905	172,595	293	235	684	16,326	11,343	50,965	85	352	4,177	20,033
25-49	537	591		19,805	22,394		516	560	144,382	104,103		467	536		40,237	41,139		217		11,029	

50-99	501	647	652	32,835	42,445	42,950	481	635	257,586	239,281	387,695	458	623	647	62,574	73,604	82,177	295	476	22,495	36,108
100-199	265	435	357	32,038	52,517	43,858	259	430	254,026	311,658	350,586	257	410	353	49,511	73,025	72,330	176	287	15,790	32,992
200-399	51	102	95	11,797	23,054	22,043	51	101	93,247	140,853	177,255	50	95	93	15,366	25,514	29,381	36	84	5,666	15,233
400 and over	12	17	26	5,080	10,118	13,210	12	16	38,742	59,888	95,262	10	17	26	5,600	10,799	13,875	10	24	3,319	7,962
Washington																					
Total	1,974	2,281	2,050	150,880	200,529	199,310	1,796	2,184	949,231	1,203,783	1,541,019	1,664	1,988	2,022	279,770	257,074	318,746	1,290	1,650	163,021	167,228
None	----	----	----	----	----	----	19	5	5,266	1,000	10,738	28	5	13	18,933	207	1,884	21	12	17,610	1,758
Under 25	275	258	554	4,627	4,417	16,478	197	217	26,277	23,510	122,129	166	165	529	18,669	6,149	37,478	94	320	13,541	18,189
25-49	501	445		18,596	15,806		435	418	106,993	83,944		388	364		29,431	23,892		256		13,546	
50-99	645	761	647	43,035	49,891	44,225	606	739	265,954	272,482	364,277	568	679	637	76,184	61,929	74,921	452	540	40,820	37,361
100-199	444	606	632	56,420	75,895	80,154	432	597	369,177	462,643	607,839	411	573	627	94,136	94,377	119,689	366	571	50,468	63,025
200-399	97	197	197	22,396	46,120	47,698	95	194	138,351	296,439	351,229	91	189	196	26,317	54,630	66,737	90	189	13,624	35,830
400 and over	12	14	20	5,806	8,400	10,755	12	14	37,213	63,765	84,807	12	13	20	16,100	15,890	18,037	11	18	13,412	11,065
Wayne																					
Total	1,873	2,166	1,978	113,544	145,466	149,576	1,730	2,058	677,748	780,160	1,111,465	1,690	1,976	1,993	290,137	321,583	354,785	1,221	1,555	142,080	185,246
None	----	----	----	----	----	----	29	6	7,748	1,000	8,924	38	12	35	15,369	7,205	8,247	30	31	14,084	6,539
Under 25	378	373	685	6,404	6,095	20,701	305	328	36,348	30,083	160,661	275	272	671	20,554	16,001	67,773	124	431	6,897	33,841
25-49	558	574		20,786	21,325		506	542	115,434	104,774		484	512		53,751	53,160		318		21,859	
50-99	654	737	802	42,167	47,459	53,244	619	710	244,758	248,673	351,685	621	712	798	100,701	101,150	128,337	499	663	42,717	63,763
100-199	248	417	409	28,738	49,235	49,255	236	407	173,365	242,723	362,127	237	406	409	55,632	91,911	102,544	218	355	27,287	52,254
200-399	28	54	68	6,525	12,292	16,510	28	54	40,250	67,167	141,629	28	52	66	10,790	23,256	27,884	25	61	5,320	15,481
400 and over	7	11	14	8,924	9,060	9,866	7	11	59,845	85,740	86,439	7	10	14	33,340	28,700	20,000	7	14	25,916	13,368
Wells																					
Total	2,042	2,323	2,151	168,095	202,319	198,261	1,902	2,183	941,089	1,074,930	1,484,485	1,823	2,192	2,130	317,238	345,293	355,840	1,451	1,675	126,691	158,744
None	----	----	----	----	----	----	16	12	4,561	4,478	5,310	24	14	12	5,582	1,226	2,245	22	12	5,113	1,800
Under 25	202	196	499	3,493	3,285	15,897	167	151	21,082	15,218	131,433	131	152	483	10,267	8,499	38,355	61	272	5,000	13,651
25-49	380	419		14,504	15,117		348	374	75,595	73,203		319	375		28,832	30,799		197		9,033	
50-99	748	824	771	50,625	54,276	52,039	695	778	267,828	308,938	389,348	676	787	762	100,267	94,572	101,186	562	595	37,409	41,403
100-199	617	742	720	76,145	92,206	90,072	585	713	436,494	475,391	650,382	582	724	713	135,619	147,470	150,169	525	651	55,245	68,413
200-399	90	126	149	20,628	28,560	33,975	86	119	107,989	151,537	251,016	86	124	148	31,171	42,627	53,285	80	133	12,241	26,887
400 and over	5	16	12	2,700	8,875	6,278	5	16	27,540	46,165	56,996	5	16	12	5,500	20,100	10,600	4	12	2,650	6,590
White																					
Total	1,539	1,762	1,612	139,333	154,897	144,158	1,421	1,627	1,073,315	768,566	1,028,186	1,412	1,651	1,588	429,851	351,125	303,622	1,237	1,273	267,803	157,863
None	----	----	----	----	----	----	27	13	15,319	2,555	2,875	40	20	6	40,524	4,494	2,544	32	6	34,057	2,287
Under 25	163	165	394	2,701	2,835	12,126	115	123	16,805	14,290	85,736	95	132	385	14,640	9,363	33,643	53	232	10,634	14,589
25-49	272	339		10,150	12,477		235	297	77,177	56,727		229	300		33,993	28,039		170		18,315	
50-99	531	614	587	35,796	41,051	39,996	484	570	239,111	184,955	282,568	491	575	575	102,132	87,629	88,303	432	473	56,008	41,062
100-199	454	520	532	57,093	65,249	66,350	443	501	455,123	329,758	467,194	439	501	524	168,742	144,494	134,453	438	475	106,302	74,794
200-399	103	111	91	24,768	25,885	21,056	102	110	206,748	133,140	142,494	102	110	90	55,870	54,456	37,979	97	80	33,358	20,650
400 and over	16	13	8	8,825	7,400	4,630	15	13	63,032	47,141	47,319	16	13	8	13,950	22,650	6,700	15	7	9,129	4,481
Whitley																					
Total	1,742	1,930	1,898	163,143	167,194	174,384	1,667	1,786	1,294,712	1,146,330	1,486,634	1,561	1,740	1,883	300,789	289,912	374,704	1,187	1,523	142,352	206,520
None	----	----	----	----	----	----	19	4	12,178	1,406	750	26	6	1	10,561	615	100	29	1	7,944	50
Under 25	188	207	389	3,250	3,427	12,527	150	151	17,472	24,197	99,355	127	134	381	10,889	8,088	36,086	47	217	5,836	17,031
25-49	338	312		12,379	11,283		314	268	72,558	66,090		296	258		23,927	18,403		163		8,043	
50-99	594	717	744	39,626	47,154	49,790	575	684	298,897	302,840	450,130	550	675	740	80,514	84,785	113,603	436	600	33,807	55,670
100-199	475	561	642	59,031	69,241	78,279	463	550	454,401	469,808	644,930	424	540	638	103,253	120,211	159,023	387	584	49,209	92,539
200-399	118	116	106	28,577	27,164	29,188	117	114	262,825	203,854	221,123	111	111	106	45,245	45,060	51,292	99	104	25,223	32,220
400-799	18	16	(1)	9,330	8,125	(1)	18	16	98,683	76,634	(1)	17	15	(1)	17,650	12,250	(1)	17	(1)	9,203	(1)
800 and over	11	1	(1)	10,950	800	(1)	11	1	77,698	1,500	(1)	10	1	(1)	8,750	500	(1)	9	(1)	3,087	(1)
400-699	16	15	15	7,930	7,425	7,000	16	15	81,823	69,634	56,746	15	14	15	15,650	11,750	11,600	15	15	8,703	6,810
700-999	9	2	2	7,250	1,500	1,600	9	2	64,210	8,500	13,600	8	2	2	7,600	1,000	3,000	8	2	2,387	2,200
1000 and over	4	----	----	5,100	----	----	4	----	30,348	----	----	4	----	----	3,150	----	----	3	----	1,200	----

[1] Comparison with later censuses may be found in groups below beginning with 400-699.

COUNTY TABLE 1.—CHICKENS ON FARMS 1940, 1935, AND 1930; CHICKEN EGGS PRODUCED AND CHICKENS RAISED 1939, 1934, AND 1929; AND CHICKENS SOLD, 1939 AND 1929; CLASSIFIED BY NUMBER ON HAND—Continued

(Chickens on hand over 4 months old Apr. 1, 1940 and over 3 months old Jan. 1, 1935 and Apr. 1, 1930)

STATE OR COUNTY AND NUMBER OF CHICKENS ON HAND	CHICKENS ON HAND						CHICKEN EGGS PRODUCED					CHICKENS RAISED						CHICKENS SOLD			
	Farms reporting			Number			Farms reporting		Dozens			Farms reporting			Number			Farms reporting		Number	
	1940 (Apr.1)	1935 (Jan.1)	1930 (Apr1)	1940 (Apr. 1)	1935 (Jan. 1)	1930 (Apr. 1)	1939	1934	1939	1934	1929	1939	1934	1929	1939	1934	1929	1939	1929	1939	1929
IOWA																					
Total	197,849	206,657	205,451	26,558,884	27,361,742	30,666,221	187,866	201,606	168,204,052	147,422,438	188,335,897	180,556	195,134	202,377	43,405,028	42,392,694	48,216,339	154,138	175,833	18,851,478	22,102,098
None	—	—	—	—	—	—	1,159	1,435	685,327	522,357	396,688	1,191	1,517	792	358,034	267,110	178,378	1,299	728	326,212	116,360
Under 25	8,850	11,380	18,716	138,187	180,306	555,739	6,489	9,532	927,374	1,496,361	4,276,483	5,324	7,945	17,374	422,565	579,684	1,422,765	2,438	9,259	211,550	603,852
25-49	16,199	19,169		575,347	678,511		13,940	17,852	3,375,128	4,198,535		12,282	16,200		1,111,010	1,390,566		6,832		424,046	
50-99	44,268	47,261	40,703	3,030,135	3,161,779	2,821,197	41,173	45,666	18,438,360	17,918,070	18,941,186	38,588	43,754	39,595	5,276,499	5,518,728	5,352,985	29,376	30,955	2,034,787	2,217,534
100-199	83,080	80,794	87,505	11,022,837	10,568,669	11,704,082	80,473	79,495	69,288,494	55,863,202	71,385,646	78,954	78,449	86,456	18,668,274	16,596,246	19,097,567	72,104	79,043	7,950,286	8,664,660
200-399	41,900	43,520	52,936	10,092,651	10,533,865	12,886,322	41,110	43,138	63,781,402	55,084,657	76,193,601	40,744	42,843	52,596	15,171,166	15,035,271	18,551,398	38,768	50,470	6,751,097	8,741,321
400-799	3,419	4,314	(1)	1,551,557	1,986,470	(1)	3,390	4,273	10,522,409	10,956,173	(1)	3,362	4,211	(1)	2,139,007	2,678,597	(1)	3,197	(1)	1,006,137	(1)
800-1599	116	197	(1)	110,426	186,440	(1)	115	194	873,780	1,125,934	(1)	115	193	(1)	170,073	273,690	(1)	107	(1)	89,307	(1)
1600-3199	15	16	(1)	31,044	34,457	(1)	15	16	261,778	166,655	(1)	14	16	(1)	74,900	28,122	(1)	15	(1)	51,256	(1)
3200 and over	2	6	(1)	6,700	31,245	(1)	2	5	50,000	90,494	(1)	2	6	(1)	13,500	24,680	(1)	2	(1)	6,800	(1)
400-699	3,343	4,164	5,185	1,497,373	1,879,045	2,330,641	3,316	4,126	10,146,273	10,397,528	14,619,454	3,288	4,068	5,160	2,070,971	2,538,498	3,121,318	3,128	4,993	970,937	1,508,541
700-999	143	275	308	109,929	212,876	236,859	141	270	836,522	1,199,587	1,569,477	140	265	307	151,846	292,509	307,362	129	294	80,714	151,697
1000-2499	61	84	96	77,225	104,116	120,881	60	83	594,025	597,087	911,362	61	83	95	149,363	141,677	173,066	59	90	85,849	96,836
2500 and over	5	10	2	15,200	42,575	10,500	5	9	131,147	145,054	42,000	4	10	2	25,300	32,405	11,500	5	1	16,000	1,300
Adair																					
Total	1,947	2,048	2,019	229,406	224,807	294,602	1,880	1,990	1,501,814	1,262,046	1,704,401	1,790	1,951	1,984	393,148	364,026	460,717	1,617	1,681	163,970	211,850
None	—	—	—	—	—	—	19	22	11,581	8,600	280	16	24	3	3,442	2,632	346	21	4	2,496	358
Under 25	73	102	175	1,131	1,699	5,472	52	89	7,874	18,353	37,392	37	75	168	3,137	6,892	12,961	28	95	1,683	5,222
25-49	152	229		5,447	8,120		136	209	37,787	57,165		111	198		11,436	17,916		77		4,408	
50-99	530	596	414	36,606	40,191	28,607	497	568	237,523	228,771	168,175	468	559	399	66,833	71,169	50,773	398	297	26,123	18,312
100-199	944	871	895	125,292	111,385	119,650	933	855	824,428	624,532	681,902	916	852	883	221,020	174,727	199,849	858	789	90,631	91,806
200-399	236	235	497	54,098	55,639	119,862	231	232	333,993	282,685	675,547	230	229	494	79,585	77,840	176,202	223	464	34,453	85,346
400 and over	12	15	38	6,832	7,773	21,011	12	15	48,628	41,940	141,105	12	14	37	7,695	12,850	20,586	12	32	4,176	10,806
Adams																					
Total	1,466	1,516	1,529	189,037	175,908	222,037	1,360	1,427	1,100,433	1,102,692	1,354,168	1,347	1,435	1,494	295,821	304,828	346,297	1,125	1,293	119,789	160,977
None	—	—	—	—	—	—	6	21	3,136	7,448	2,333	9	26	6	680	4,061	1,143	4	6	395	825
Under 25	55	99	160	822	1,630	4,657	33	78	5,381	20,337	35,043	27	76	144	1,966	6,873	12,018	14	78	1,027	6,328
25-49	107	156		3,785	5,531		93	138	19,116	44,050		78	132		6,888	15,556		50		2,635	
50-99	352	403	304	24,340	27,064	21,981	311	374	124,201	187,811	141,400	310	377	293	45,621	50,325	40,994	222	240	16,698	17,496
100-199	681	628	646	90,982	81,231	87,555	650	597	537,253	501,769	526,823	655	599	635	143,084	138,064	141,492	585	571	57,657	63,345
200-399	256	212	387	60,883	51,327	93,164	250	204	363,506	301,907	550,638	251	207	384	87,307	77,249	130,465	233	366	36,374	63,983
400 and over	17	18	32	8,225	9,125	14,680	17	15	47,840	39,370	97,931	17	18	32	10,275	12,700	20,185	17	32	5,003	9,000
Allamakee																					
Total	1,931	2,009	1,996	225,380	242,554	249,774	1,850	1,982	1,289,931	1,314,285	1,342,554	1,757	1,848	1,932	330,527	307,876	321,489	1,557	1,758	148,654	155,062
None	—	—	—	—	—	—	11	10	9,485	5,690	1,005	11	8	8	2,543	980	652	12	7	2,271	539
Under 25	92	81	195	1,325	1,242	5,878	71	72	8,940	11,089	34,316	62	44	172	3,433	1,886	10,024	27	110	1,028	4,932
25-49	188	204		6,403	6,855		169	197	31,061	39,713		143	160		8,671	8,241		97		3,364	
50-99	515	521	531	35,219	35,124	36,408	489	511	196,100	185,271	189,694	447	473	505	51,928	49,408	52,711	384	438	21,789	24,809
100-199	839	852	918	110,223	111,414	120,573	820	841	634,975	565,328	638,253	804	821	899	166,330	143,055	155,097	759	860	76,947	73,805
200-399	285	332	331	66,930	79,499	75,900	278	332	381,793	446,670	414,405	278	324	327	89,797	92,406	89,180	268	322	39,575	43,454
400 and over	12	19	21	5,280	8,420	11,015	12	19	27,577	60,524	64,881	12	18	21	7,825	11,900	13,825	10	21	3,680	7,523

Appanoose																				
Total	1,884	2,082	1,982	166,342	156,363	221,136	1,792	2,026	1,040,341	1,114,403	1,548,626	1,743	2,017	1,889	266,071	306,651	432,907	1,149	1,541	87,878	156,297
None							10	30	3,387	9,842	3,733	13	36	9	1,807	5,057	1,394	11	12	1,159	1,082
Under 25	192	368	386	3,016	5,810	11,044	158	327	18,538	57,986	90,939	144	319	332	10,338	24,249	29,531	49	184	4,131	11,537
25-49	306	432		10,875	15,296		289	414	68,923	103,600		274	409		24,135	40,410		121		6,829	
50-99	624	648	546	42,232	42,257	37,943	591	630	253,842	295,099	277,209	582	627	518	74,365	86,370	134,161	372	403	22,210	27,780
100-199	644	515	764	81,891	63,197	99,704	629	508	518,946	429,161	680,433	619	508	746	122,246	104,179	164,969	499	678	40,968	71,319
200-399	112	109	265	25,673	24,903	62,143	109	107	159,295	171,232	428,140	105	108	263	30,280	40,372	88,258	91	244	11,370	37,966
400 and over	6	10	21	2,655	4,900	10,302	6	10	17,410	47,483	68,172	6	10	21	2,900	6,014	14,594	6	20	1,211	6,613
Audubon																					
Total	1,715	1,774	1,755	273,962	248,774	282,889	1,660	1,748	2,082,760	1,680,435	1,901,285	1,609	1,730	1,715	462,075	415,341	443,363	1,561	1,590	220,815	221,841
None							7	14	2,521	5,480	540	7	14	2	2,425	2,312	425	9	2	1,360	174
Under 25	33	46	101	532	704	2,987	19	40	5,999	7,959	24,720	21	31	86	3,082	3,591	6,833	14	48	2,137	4,070
25-49	66	109		2,407	3,985		57	104	20,103	36,226		44	92		4,173	7,375		32		1,968	
50-99	227	345	280	16,079	23,776	19,347	214	333	128,035	172,984	153,033	188	327	271	26,900	45,555	33,453	176	230	12,526	14,551
100-199	838	830	775	115,684	110,521	106,803	821	821	871,013	739,218	715,344	811	824	764	210,038	188,226	171,289	798	729	97,030	81,343
200-399	516	419	563	123,500	98,373	135,697	508	411	938,582	639,132	878,803	504	417	556	193,492	152,180	197,098	499	545	95,180	105,095
400 and over	35	25	36	15,760	11,415	18,055	34	25	116,507	79,436	128,845	34	25	36	21,965	16,102	34,265	33	36	10,614	16,608
Benton																					
Total	2,347	2,485	2,500	329,611	363,196	391,475	2,238	2,432	2,020,335	2,015,543	2,615,024	2,139	2,331	2,487	533,657	555,033	640,590	1,865	2,264	236,060	320,945
None							13	22	9,368	13,410	12,984	13	23	15	3,143	8,366	3,476	15	14	2,491	2,452
Under 25	83	93	164	1,289	1,492	4,940	59	78	9,165	11,845	48,165	49	61	157	3,719	3,986	13,445	20	92	1,588	6,517
25-49	144	172		5,106	5,985		121	150	33,549	35,623		100	126		9,720	9,311		59		4,066	
50-99	448	486	480	30,442	32,396	33,618	419	468	171,816	185,501	256,234	369	434	475	47,924	50,559	65,184	281	395	18,161	30,221
100-199	1,084	997	1,114	144,590	133,234	150,140	1,052	981	896,816	745,419	1,024,981	1,034	961	1,103	246,244	209,290	248,013	960	1,041	109,746	119,794
200-399	553	679	667	131,359	162,919	163,728	540	675	789,123	865,352	1,041,642	540	669	663	197,782	238,010	255,217	497	649	87,027	130,675
400-799	32	57	(1)	14,295	26,170	(1)	31	57	87,848	150,060	(1)	31	56	(1)	21,375	35,231	(1)	30	(1)	10,781	(1)
800 and over	3	1	(1)	2,530	1,000	(1)	3	1	22,650	8,333	(1)	3	1	(1)	3,750	300	(1)	3	(1)	2,200	(1)
400-699	31	55	67	13,545	24,755	31,099	30	55	83,528	142,160	192,276	30	54	66	19,875	33,431	45,955	29	65	10,481	24,877
700 and over	4	3	8	3,280	2,415	7,950	4	3	26,970	16,233	38,742	4	3	8	5,250	2,100	9,300	4	8	2,500	6,409
Black Hawk																					
Total	2,189	2,251	2,250	293,215	310,221	345,246	2,033	2,164	1,955,907	1,573,975	2,078,617	1,992	2,072	2,187	514,449	481,529	531,188	1,516	1,829	207,264	240,237
None							19	9	6,496	2,370	7,889	26	7	19	17,025	2,515	4,092	24	13	15,583	3,208
Under 25	145	120	214	2,074	1,738	5,973	96	89	73,097	11,701	44,888	99	57	181	9,222	3,676	15,672	22	79	5,426	6,816
25-49	197	191		6,802	6,460		161	166	36,808	29,261		160	155		13,614	11,636		62		4,308	
50-99	462	462	449	30,778	30,155	31,088	421	445	184,811	141,962	215,717	392	417	424	54,116	46,035	51,593	252	299	18,833	21,340
100-199	822	909	897	108,811	119,705	120,346	785	892	682,277	590,164	675,494	765	875	878	187,811	190,570	190,284	646	785	72,325	82,529
200-399	518	512	619	123,000	125,250	151,254	506	507	805,221	634,878	914,442	505	504	614	201,386	187,172	219,121	467	583	78,301	100,572
400-799	42	54	(1)	18,600	24,463	(1)	42	53	136,312	146,409	(1)	42	54	(1)	26,525	36,095	(1)	40	(1)	11,063	(1)
800 and over	3	3	(1)	3,150	2,450	(1)	3	3	30,885	17,230	(1)	3	3	(1)	4,750	3,830	(1)	3	(1)	1,425	(1)
400-699	41	52	62	17,900	23,063	28,635	41	51	133,522	141,489	170,396	41	52	62	25,525	34,395	41,226	39	61	10,763	20,777
700 and over	4	5	9	3,850	3,850	7,950	4	5	33,675	22,150	49,791	4	5	9	5,750	5,530	9,400	4	9	1,725	4,995
Boone																					
Total	2,347	2,435	2,467	307,277	320,171	372,764	2,241	2,378	2,184,224	1,767,947	2,140,659	2,164	2,294	2,453	570,781	553,973	617,778	1,888	2,184	270,834	277,148
None							10	11	5,376	3,787	912	14	9	7	15,795	658	1,985	15	7	16,785	1,622
Under 25	118	98	206	1,797	1,698	6,305	91	87	11,772	14,196	56,199	75	69	199	10,719	5,432	24,844	33	116	7,405	7,467
25-49	200	202		7,160	7,073		177	192	53,679	45,351		158	168		17,206	13,331		99		6,372	
50-99	513	576	463	35,130	38,662	32,311	476	559	257,729	222,444	217,798	443	526	456	65,000	72,287	60,239	342	371	24,690	23,847
100-199	1,034	1,026	1,101	138,821	134,949	147,314	1,015	1,001	1,015,077	785,899	843,429	999	992	1,095	257,786	241,808	251,694	936	1,016	114,490	111,633
200-399	447	496	628	106,257	116,994	152,584	438	492	717,812	633,022	826,525	441	493	627	179,966	197,586	234,706	432	607	90,412	111,359
400 and over	35	37	(1)	18,112	20,795	(1)	34	36	122,779	83,248	(1)	34	37	(1)	24,309	22,871	(1)	31	(1)	10,680	(1)
400-699	32	34	64	15,587	15,385	29,850	31	33	106,719	76,998	160,016	31	34	64	20,709	20,431	38,410	28	62	9,008	18,020
700 and over	3	3	5	2,525	5,410	4,400	3	3	16,060	6,250	35,780	3	3	5	3,600	2,440	5,900	3	5	1,672	3,200

[1] Comparison with later censuses may be found in groups below beginning with 400-699.

COUNTY TABLE 1.—CHICKENS ON FARMS 1940, 1935, AND 1930; CHICKEN EGGS PRODUCED AND CHICKENS RAISED 1939, 1934, AND 1929; AND CHICKENS SOLD, 1939 AND 1929; CLASSIFIED BY NUMBER ON HAND—Continued

(Chickens on hand over 4 months old Apr. 1, 1940 and over 3 months old Jan. 1, 1935 and Apr. 1, 1930)

STATE OR COUNTY AND NUMBER OF CHICKENS ON HAND	CHICKENS ON HAND						CHICKEN EGGS PRODUCED					CHICKENS RAISED						CHICKENS SOLD			
	Farms reporting			Number			Farms reporting		Dozens			Farms reporting			Number			Farms reporting		Number	
	1940 (Apr.1)	1935 (Jan.1)	1930 (Apr1)	1940 (Apr. 1)	1935 (Jan. 1)	1930 (Apr. 1)	1939	1934	1939	1934	1929	1939	1934	1929	1939	1934	1929	1939	1929	1939	1929
IOWA—Contd.																					
Bremer																					
Total	1,995	2,033	1,979	378,534	364,524	354,982	1,874	2,015	2,503,953	1,674,141	2,149,214	1,810	1,941	1,973	543,854	493,285	494,456	1,687	1,779	252,206	236,891
None	———	———	———	———	———	———	9	8	6,110	3,050	1,885	8	6	5	1,570	2,575	795	10	5	1,573	450
Under 25	46	42	87	749	694	2,741	33	40	6,384	4,590	23,952	25	26	85	2,605	909	6,718	14	41	1,070	2,820
25-49	83	88		2,802	3,012		63	83	17,109	16,141		49	71		5,236	5,444		27		3,226	
50-99	245	274	284	17,141	18,515	19,725	214	268	95,574	86,155	135,092	198	245	282	29,223	24,050	32,386	160	215	15,074	14,874
100-199	692	760	787	96,714	102,424	109,090	651	754	603,795	459,798	666,757	634	731	780	154,984	145,759	165,333	607	718	69,727	77,702
200-399	818	758	735	206,588	190,199	183,565	796	751	1,398,518	857,505	1,060,800	789	751	735	282,454	248,497	243,219	763	715	127,406	119,442
400-799	107	111	(1)	48,940	49,680	(1)	104	111	325,762	246,902	(1)	104	111	(1)	63,482	66,051	(1)	102	(1)	28,466	(1)
800 and over	4	———	(1)	5,600	———	(1)	4	———	50,701	———	(1)	3	———	(1)	4,300	———	(1)	4	(1)	5,664	(1)
400-699	104	109	83	46,790	48,280	37,436	101	109	313,962	242,902	245,281	101	109	83	61,082	64,751	44,155	99	82	27,841	20,778
700 and over	7	2	3	7,750	1,400	2,425	7	2	62,501	4,000	15,447	6	2	3	6,700	1,300	1,850	7	3	6,289	825
Buchanan																					
Total	2,215	2,286	2,157	324,370	337,497	316,344	2,095	2,246	2,069,871	1,838,769	1,867,662	2,009	2,177	2,150	549,188	528,250	492,678	1,848	1,840	264,428	238,787
None	———	———	———	———	———	———	16	12	11,731	4,351	4,920	16	13	9	5,439	2,359	1,224	19	7	4,580	830
Under 25	69	92	177	1,009	1,252	5,166	44	81	5,952	11,397	44,227	34	60	171	4,191	5,318	15,502	23	96	2,493	8,680
25-49	152	153		5,224	5,190		131	146	28,349	30,436		107	124		10,149	9,265		68		4,645	
50-99	405	422	406	27,840	28,570	27,958	379	410	180,401	159,342	177,418	347	390	403	50,950	45,949	52,131	281	307	22,972	23,181
100-199	984	920	994	132,958	122,317	133,387	940	904	844,913	621,689	742,824	917	895	988	228,783	183,898	209,362	888	882	108,420	99,706
200-399	567	644	536	137,065	154,236	129,528	547	638	839,520	852,048	752,231	551	640	535	218,819	228,238	186,369	535	506	106,893	91,588
400-799	35	52	(1)	15,835	23,195	(1)	35	52	113,725	138,131	(1)	34	52	(1)	20,657	50,023	(1)	31	(1)	9,025	(1)
800 and over	3	3	(1)	4,439	2,737	(1)	3	3	45,280	21,375	(1)	3	3	(1)	10,200	3,200	(1)	3	(1)	5,400	(1)
400-699	33	51	42	14,435	22,495	18,805	33	51	109,108	137,931	135,042	32	51	42	19,407	49,023	26,890	30	40	8,675	14,102
700-999	2	3	2	1,400	2,400	1,500	2	3	4,617	8,800	11,000	2	3	2	1,250	2,100	1,200	1	2	350	700
1000 and over	3	1	———	4,439	1,037	———	3	1	45,280	12,775	———	3	1	———	10,200	2,100	———	3	———	5,400	———
Buena Vista																					
Total	1,984	2,073	2,036	287,259	318,578	339,531	1,895	2,039	2,026,965	1,380,098	2,132,624	1,871	1,987	2,007	508,037	485,310	532,345	1,639	1,859	232,722	239,397
None	———	———	———	———	———	———	8	7	7,834	2,782	802	12	6	2	5,436	695	600	12	3	4,826	610
Under 25	54	37	97	810	592	3,120	42	28	9,180	3,161	25,216	40	18	88	3,742	1,709	8,332	20	57	2,154	3,696
25-49	98	134		3,484	4,789		82	124	23,446	23,118		70	110		6,559	6,905		42		2,613	
50-99	400	394	298	27,155	26,251	20,737	369	381	193,809	119,254	155,603	356	363	291	53,645	40,423	41,598	263	238	22,456	17,007
100-199	925	870	885	124,106	115,595	117,774	894	863	882,342	499,073	741,188	898	857	875	221,117	182,478	191,132	819	831	96,985	88,126
200-399	471	574	695	112,404	138,206	168,120	464	572	767,291	580,391	1,028,452	459	570	690	172,903	201,636	249,203	447	669	84,031	111,041
400-799	33	59	(1)	14,950	27,945	(1)	33	59	106,763	115,024	(1)	33	58	(1)	30,635	42,164	(1)	33	(1)	12,057	(1)
800 and over	3	5	(1)	4,350	5,200	(1)	3	5	36,300	37,295	(1)	3	5	(1)	14,000	9,300	(1)	3	(1)	7,600	(1)
400-699	32	55	56	14,250	25,095	25,130	32	55	104,963	102,700	150,249	32	54	56	28,835	37,964	33,680	32	56	11,157	14,991
700 and over	4	9	5	5,050	8,050	4,650	4	9	38,100	49,619	31,114	4	9	5	15,800	13,500	7,800	4	5	8,500	3,926
Butler																					
Total	2,261	2,202	2,238	415,114	390,119	428,934	2,160	2,176	2,522,406	1,807,508	2,415,039	2,067	2,083	2,223	635,806	511,276	597,789	1,954	2,000	290,304	268,777
None	———	———	———	———	———	———	9	7	2,748	5,620	1,700	7	6	3	1,765	855	2,800	9	3	2,150	2,325
Under 25	57	58	116	919	820	3,305	37	45	6,587	7,090	22,553	28	31	108	2,467	2,050	7,039	17	49	1,531	2,596
25-49	84	113		2,929	3,811		70	110	17,260	23,336		53	91		4,344	9,888		33		2,142	

50-99	309	346	295	21,401	22,736	20,339	280	339	129,733	120,289	136,445	236	300	291	31,513	31,643	35,549	203	235	14,777	15,915
100-199	768	729	786	104,521	97,033	106,932	741	722	624,449	453,795	616,314	717	710	782	176,858	129,385	164,698	689	705	78,021	72,560
200-399	926	815	882	232,954	199,623	222,933	907	812	1,293,457	897,840	1,203,269	912	807	880	351,779	259,585	298,438	891	854	159,395	133,094
400 and over	117	141	(1)	52,390	66,096	(1)	116	141	348,172	299,538	(1)	114	138	(1)	67,080	77,870	(1)	112	(1)	32,288	(1)
400-699	114	135	150	50,090	59,660	66,875	113	135	333,872	265,398	382,603	111	132	150	64,130	69,970	81,915	109	145	29,453	38,302
700 and over	3	6	9	2,300	6,436	8,550	3	6	14,300	34,140	52,155	3	6	9	2,950	7,900	7,350	3	9	2,835	3,985
Calhoun																					
Total	1,968	2,078	2,093	265,191	287,818	312,932	1,866	2,048	1,563,803	1,502,129	1,941,858	1,787	1,976	1,999	465,243	444,599	492,803	1,582	1,834	207,385	222,383
None							10	10	3,549	3,040	3,189	13	11	5	2,071	2,367	1,160	14	5	1,574	596
Under 25	61	78	176	996	1,402	5,640	49	70	5,082	12,702	37,521	43	52	134	4,245	4,434	13,581	21	82	2,957	6,430
25-49	136	155		4,867	5,523		112	145	29,080	29,820		90	130		10,230	10,232		46		4,955	
50-99	443	446	392	30,341	29,935	27,213	416	431	185,790	168,710	173,117	377	405	363	55,568	50,776	50,157	305	320	23,542	22,038
100-199	872	886	903	115,579	117,390	118,660	837	881	686,843	608,113	712,910	828	871	879	214,082	189,311	199,629	774	826	96,874	89,272
200-399	428	465	574	100,668	111,593	139,255	415	464	573,787	560,346	850,163	410	460	571	161,497	157,638	199,829	396	555	68,932	90,485
400 and over	28	48	48	12,740	21,975	22,164	27	47	79,672	119,398	164,958	26	47	47	17,550	29,841	28,447	26	46	8,551	13,562
Carroll																					
Total	2,004	2,054	2,171	306,420	338,693	388,086	1,935	2,035	2,242,858	1,933,762	2,305,482	1,905	1,985	2,157	527,651	499,298	557,331	1,692	1,944	225,939	245,321
None							13	5	5,653	2,465	1,900	16	6	3	6,055	705	1,750	16	3	4,779	1,459
Under 25	39	36	100	567	582	2,908	30	31	3,560	6,004	27,536	25	22	93	2,783	877	7,852	13	52	1,895	3,033
25-49	84	95		2,891	3,205		65	92	18,085	19,956		63	77		7,045	5,569		41		3,002	
50-99	291	281	274	20,215	19,121	18,361	272	277	144,020	135,120	125,990	253	256	272	40,175	33,416	31,894	196	187	15,929	11,170
100-199	990	892	863	134,714	120,523	117,593	965	885	999,071	710,987	709,025	961	877	860	245,220	185,179	181,174	870	797	104,245	76,758
200-399	574	692	844	136,058	168,217	208,637	564	687	992,541	909,305	1,188,470	561	689	839	210,313	231,477	286,006	533	816	89,847	130,078
400 and over	26	58	90	11,975	27,045	40,587	26	58	79,928	149,925	252,561	26	58	90	16,060	42,075	48,655	23	89	6,242	22,823
Cass																					
Total	2,047	2,097	2,102	259,444	245,073	297,508	1,973	2,091	1,986,815	1,472,500	1,976,481	1,899	2,011	2,086	454,573	419,521	486,524	1,760	1,860	207,701	234,797
None							13	19	3,065	5,515	1,300	12	18	4	1,389	2,912	735	9	4	1,027	615
Under 25	69	93	161	1,075	1,474	4,830	54	86	7,708	18,663	39,013	32	65	156	2,479	5,954	13,125	22	92	1,161	5,233
25-49	135	178		4,913	6,357		115	174	33,395	60,192		97	149		10,785	14,429		74		4,418	
50-99	471	591	419	33,421	40,910	29,556	440	581	245,675	250,127	206,126	413	556	414	64,147	78,281	54,581	353	333	26,431	22,762
100-199	1,056	950	1,025	142,241	124,270	138,334	1,039	946	1,098,885	721,312	931,997	1,032	938	1,017	255,776	212,212	230,042	994	949	119,338	110,741
200-399	296	269	472	68,354	63,697	112,078	292	269	520,371	357,306	704,907	293	269	470	107,652	93,873	171,391	289	457	49,749	87,377
400 and over	20	16	25	9,440	8,365	12,710	20	16	77,721	59,385	93,138	20	16	25	12,345	11,860	16,650	19	25	5,577	8,069
Cedar																					
Total	2,054	2,138	2,118	261,915	291,470	320,563	1,900	2,034	1,357,218	1,326,639	1,902,748	1,851	1,992	2,100	408,821	423,888	519,016	1,512	1,893	176,079	266,018
None							14	7	7,723	2,710		13	4	2	2,120	950	351	14	2	2,290	350
Under 25	94	89	159	1,522	1,425	4,772	72	72	7,178	9,004	42,966	62	51	151	2,960	2,469	12,857	21	86	875	6,051
25-49	174	181		5,998	6,276		155	165	32,013	34,959		140	143		11,985	9,963		80		5,241	
50-99	479	470	400	32,177	31,729	27,931	418	438	172,089	142,905	211,016	399	434	399	55,733	45,905	51,018	288	330	22,020	22,797
100-199	863	852	941	111,883	111,233	126,665	812	809	601,697	490,974	778,959	804	824	931	178,079	164,211	208,589	702	879	78,371	107,325
200-399	426	508	571	102,685	123,053	139,825	411	506	505,145	556,774	746,801	415	498	570	147,019	177,610	214,326	389	549	62,247	111,262
400 and over	18	38	47	7,650	17,754	21,370	18	37	31,373	89,313	123,006	18	38	47	10,925	22,780	31,875	18	47	5,035	18,233
Cerro Gordo																					
Total	1,859	1,870	1,914	286,087	266,816	274,525	1,770	1,812	1,800,633	1,245,363	1,511,181	1,707	1,759	1,793	521,259	433,096	451,468	1,536	1,668	256,606	233,851
None							12	10	12,511	4,843	6,320	12	11	10	3,234	1,970	3,755	13	11	2,641	2,370
Under 25	54	58	173	801	894	5,300	34	45	5,249	6,183	34,925	31	34	130	3,157	2,189	14,229	16	89	1,681	7,106
25-49	108	118		3,798	4,117		92	103	20,577	25,322		73	92		7,223	11,505		41		2,786	
50-99	290	374	382	19,885	25,064	26,874	263	355	123,812	125,575	160,044	243	330	344	34,004	43,276	50,431	178	298	14,686	24,897
100-199	813	820	886	110,085	107,534	118,249	786	806	677,577	506,552	619,981	767	797	849	214,720	173,520	199,550	723	818	101,931	104,844
200-399	561	452	434	136,868	106,848	104,907	551	447	857,647	489,083	570,161	548	447	423	229,477	165,919	157,203	533	414	112,871	81,281
400 and over	33	48	39	14,650	22,359	19,195	32	46	103,260	87,805	119,750	33	48	37	29,444	34,717	26,300	32	38	20,010	13,353
Cherokee																					
Total	1,687	1,811	1,799	229,097	254,834	274,679	1,621	1,761	1,507,684	1,295,772	1,678,378	1,523	1,753	1,768	375,644	362,157	441,207	1,314	1,511	154,191	187,494
None							21	9	13,648	2,187		10	9		2,250	1,095		17		2,655	
Under 25	34	45	88	570	684	2,845	24	38	3,615	6,767	20,167	13	31	77	871	2,063	5,482	7	39	311	1,764
25-49	103	93		3,636	3,262		83	85	21,258	17,829		74	80		6,941	4,894		37		3,718	

[1] Comparison with later censuses may be found in groups below beginning with 400-699.

COUNTY TABLE 1.—CHICKENS ON FARMS 1940, 1935, AND 1930; CHICKEN EGGS PRODUCED AND CHICKENS RAISED 1939, 1934, AND 1929; AND CHICKENS SOLD, 1939 AND 1929; CLASSIFIED BY NUMBER ON HAND—Continued

(Chickens on hand over 4 months old Apr. 1, 1940 and over 3 months old Jan. 1, 1935 and Apr. 1, 1930)

STATE OR COUNTY AND NUMBER OF CHICKENS ON HAND	CHICKENS ON HAND						CHICKEN EGGS PRODUCED					CHICKENS RAISED						CHICKENS SOLD			
	Farms reporting			Number			Farms reporting		Dozens			Farms reporting			Number			Farms reporting		Number	
	1940 (Apr. 1)	1935 (Jan. 1)	1930 (Apr. 1)	1940 (Apr. 1)	1935 (Jan. 1)	1930 (Apr. 1)	1939	1934	1939	1934	1929	1939	1934	1929	1939	1934	1929	1939	1929	1939	1929
IOWA—Continued																					
Cherokee—Con.																					
50-99	373	351	316	25,713	24,237	22,866	345	330	173,004	140,791	150,556	312	329	308	43,646	36,565	42,700	230	231	15,923	16,122
100-199	830	881	868	110,537	117,855	115,703	806	861	735,835	577,574	704,786	776	869	857	189,043	172,069	190,411	703	749	74,017	81,018
200-399	319	424	497	73,795	99,203	118,405	314	421	475,878	483,951	717,544	311	419	496	112,418	133,333	183,344	293	465	46,294	80,554
400 and over	28	17	(1)	14,846	9,593	(1)	28	17	84,446	66,673	(1)	27	16	(1)	20,475	12,138	(1)	27	(1)	11,273	(1)
400-699	23	15	27	10,340	6,635	12,710	23	15	56,923	40,525	73,225	22	14	27	12,912	7,165	17,270	22	24	5,113	7,501
700 and over	5	2	3	4,506	2,958	2,150	5	2	27,523	26,148	12,100	5	2	3	7,563	4,973	2,000	5	3	6,160	535
Chickasaw																					
Total	1,907	2,001	1,925	273,784	279,197	279,522	1,729	1,958	1,705,915	1,435,006	1,612,502	1,653	1,868	1,870	427,296	431,398	427,484	1,499	1,755	195,910	217,012
None	———	———	———	———	———	———	6	8	5,722	2,035	4,850	9	9	7	1,487	1,375	1,236	7	5	1,220	600
Under 25	48	77	107	814	1,085	3,152	30	63	4,275	10,122	23,051	21	46	88	2,749	3,110	7,799	12	63	1,466	3,489
25-49	106	132		3,670	4,525		72	122	15,836	20,536		55	96		4,678	5,796		33		1,832	
50-99	362	377	346	25,339	25,418	24,482	308	365	130,313	122,051	155,508	275	343	328	34,771	39,662	43,402	226	295	15,623	21,651
100-199	908	918	987	121,053	122,538	131,728	850	909	738,221	630,080	744,978	829	884	963	195,582	195,414	207,673	780	919	89,361	102,662
200-399	448	467	454	105,513	110,625	106,300	428	461	677,766	562,902	598,093	429	460	453	162,259	165,161	147,986	407	443	76,823	78,638
400-799	32	29	(1)	14,895	14,056	(1)	32	29	111,382	84,355	(1)	32	29	(1)	22,570	19,380	(1)	31	(1)	9,785	(1)
800 and over	3	1	(1)	2,500	950	(1)	3	1	22,400	2,925	(1)	3	1	(1)	3,200	1,500	(1)	3	(1)	1,800	(1)
400-699	31	29	31	14,195	14,056	13,860	31	29	107,332	84,355	88,022	31	29	31	21,920	19,380	19,388	30	30	9,385	9,972
700 and over	4	1	———	3,200	950	———	4	1	26,450	2,925	———	4	1	———	3,850	1,500	———	4	———	2,200	———
Clarke																					
Total	1,355	1,421	1,444	152,564	124,018	201,208	1,282	1,396	1,048,160	821,158	1,363,734	1,244	1,343	1,398	232,320	209,015	298,012	1,061	1,155	99,310	136,882
None	———	———	———	———	———	———	6	23	2,892	10,275	———	8	23	———	1,505	2,860	———	8	———	1,250	———
Under 25	67	138	159	1,036	2,042	4,665	43	123	7,121	27,437	36,020	35	100	143	2,973	7,522	10,984	21	72	1,308	4,113
25-49	163	259		5,907	9,317		139	244	39,497	79,978		123	228		11,643	21,223		78		4,507	
50-99	373	465	307	25,549	30,696	21,258	353	455	178,828	212,790	153,795	340	442	295	40,833	57,247	38,466	267	210	15,381	14,131
100-199	564	460	621	73,313	57,621	82,901	556	452	505,748	352,511	550,222	552	452	608	112,313	88,731	124,264	505	543	48,084	56,947
200-399	181	96	335	43,069	22,552	82,004	178	96	283,898	133,182	545,556	179	95	330	57,553	30,582	109,848	175	309	26,315	54,356
400 and over	7	3	22	3,690	1,790	10,380	7	3	30,176	4,985	78,141	7	3	22	5,500	850	14,450	7	21	2,465	7,335
Clay																					
Total	1,726	1,706	1,745	278,551	269,246	277,774	1,645	1,651	1,804,898	1,318,481	1,618,822	1,552	1,626	1,725	473,221	386,843	440,719	1,417	1,538	214,591	199,179
None	———	———	———	———	———	———	17	6	8,907	2,740	8,535	13	6	6	3,694	1,200	2,680	14	6	2,189	2,105
Under 25	59	35	105	837	578	3,023	40	26	5,765	3,514	23,513	28	21	95	3,630	1,061	9,212	21	54	2,729	4,923
25-49	69	103		2,488	3,610		57	90	14,837	20,568		43	80		5,639	5,855		28		2,454	
50-99	274	285	286	18,616	19,478	20,281	254	266	118,152	92,276	136,575	220	260	283	31,256	27,261	39,441	173	212	15,153	16,211
100-199	733	730	830	98,902	96,629	113,299	700	715	647,957	444,160	635,652	675	708	820	177,262	143,233	189,565	626	768	80,177	84,117
200-399	532	497	469	127,505	119,521	112,986	518	492	798,048	585,442	642,527	515	495	467	205,440	170,700	166,591	498	447	90,673	77,484
400 and over	59	56	(1)	30,203	29,430	(1)	59	56	211,232	171,781	(1)	58	56	(1)	46,300	37,533	(1)	57	(1)	21,216	(1)
400-699	55	52	51	25,103	23,455	23,185	55	52	156,986	122,081	130,870	55	52	50	37,800	29,858	28,532	53	49	16,996	12,779
700 and over	4	4	4	5,100	5,975	5,000	4	4	54,246	49,700	41,150	3	4	4	8,500	7,675	4,700	4	4	4,220	1,560

Clayton																				
Total	2,807	2,908	2,919	393,448	423,206	445,283	2,696	2,855	2,544,050	2,418,463	2,743,696	2,557	2,680	2,900	564,698	601,610	644,990	2,268	2,612	246,158	307,532
None							22	10	13,187	4,598	4,950	21	9	6	4,835	960	1,150	28	7	4,391	800
Under 25	76	83	177	1,136	1,158	5,241	59	65	6,015	6,718	37,187	48	35	173	2,818	1,637	12,153	25	102	1,610	5,506
25-49	188	168		6,513	5,727		160	160	40,342	31,367		136	132		11,018	8,231		79		4,186	
50-99	509	562	535	35,151	38,180	37,608	470	549	212,567	215,013	223,874	422	492	526	53,795	54,472	59,962	339	425	21,309	27,204
100-199	1,357	1,288	1,362	183,668	172,609	185,082	1,318	1,266	1,168,410	978,832	1,103,307	1,275	1,238	1,355	278,635	254,340	278,542	1,185	1,267	121,867	132,805
200-399	646	750	796	153,015	178,822	192,732	636	748	999,149	1,052,578	1,209,115	626	718	791	195,982	243,996	257,300	584	764	82,711	123,549
400 and over	31	57	49	13,965	26,710	24,620	31	57	104,380	129,357	165,263	29	56	49	17,615	37,974	35,883	28	47	10,084	17,668
Clinton																				
Total	2,459	2,623	2,646	317,670	364,321	391,010	2,334	2,568	1,600,248	1,855,943	2,174,299	2,172	2,440	2,611	444,910	510,866	603,035	1,789	2,287	187,175	292,871
None							15	8	8,565	2,970	450	10	6	6	2,446	967	16,430	11	5	1,327	525
Under 25	103	92	219	1,559	1,522	6,503	78	83	10,730	11,175	50,002	42	54	198	3,203	2,980	18,650	18	118	1,442	11,227
25-49	193	219		6,704	7,690		165	204	38,887	32,976		135	169		10,926	9,789		73		4,360	
50-99	575	567	546	38,205	38,010	37,770	535	554	196,783	196,421	233,495	479	515	538	53,799	56,527	64,852	338	441	21,340	29,625
100-199	1,054	1,074	1,147	135,739	140,446	151,583	1,016	1,057	673,713	673,349	823,692	989	1,039	1,138	199,118	197,545	233,780	874	1,016	83,412	115,315
200-399	493	605	653	115,788	145,013	157,304	484	598	562,755	750,715	848,079	476	593	650	151,888	203,050	223,158	435	628	63,446	112,327
400 and over	41	66	(1)	19,675	31,640	(1)	41	64	108,815	188,337	(1)	41	64	(1)	23,530	40,008	(1)	40	(1)	11,848	(1)
400-699	37	60	74	16,275	26,890	32,420	37	58	89,415	151,547	182,146	37	58	74	19,830	33,358	37,865	37	72	10,308	19,912
700 and over	4	6	7	3,400	4,750	5,430	4	6	19,400	36,790	36,435	4	6	7	3,700	6,650	8,300	3	7	1,540	3,940
Crawford																				
Total	2,399	2,464	2,474	320,395	329,843	395,772	2,327	2,430	1,959,286	1,719,570	2,140,521	2,275	2,367	2,366	556,886	467,551	609,279	1,994	2,132	222,811	255,527
None							11	8	5,375	1,737	2,333	10	9	9	4,680	779	1,115	10	6	3,872	655
Under 25	61	63	123	926	1,049	3,901	44	55	4,942	9,781	28,301	36	41	102	2,686	3,336	9,771	21	65	1,432	3,772
25-49	148	183		5,323	6,759		129	175	31,211	41,738		115	155		13,166	12,476		67		4,083	
50-99	539	547	432	37,152	36,548	29,873	514	532	247,287	208,881	174,716	496	519	391	75,144	60,472	51,617	386	296	27,379	19,027
100-199	1,126	1,117	1,054	149,988	146,755	142,126	1,109	1,112	929,582	782,958	762,496	1,102	1,092	1,015	269,660	211,925	226,820	1,018	937	107,139	93,111
200-399	498	525	810	114,741	125,207	195,372	493	519	653,399	605,846	1,038,405	490	523	796	176,998	163,408	288,376	466	776	72,866	121,421
400 and over	27	29	55	12,265	13,525	24,500	27	29	87,490	68,829	134,270	26	28	53	14,552	15,155	31,580	26	52	6,040	17,541
Dallas																				
Total	2,149	2,271	2,271	288,864	269,562	314,564	2,071	2,247	1,776,296	1,529,813	2,009,027	1,964	2,154	2,143	468,351	435,440	509,602	1,540	1,864	191,787	230,306
None							10	29	3,949	15,085	4,271	22	29	10	6,644	3,941	1,667	16	9	5,973	1,041
Under 25	118	173	242	1,877	2,841	7,328	91	156	10,482	23,201	61,467	72	123	194	7,214	10,454	16,340	29	112	3,480	7,264
25-49	198	248		7,236	8,895		185	241	41,975	59,929		154	215		16,021	19,303		71		4,857	
50-99	531	605	532	36,490	41,312	37,108	507	589	233,353	257,011	237,844	462	565	492	66,130	72,956	69,659	323	383	22,910	26,955
100-199	901	859	964	117,689	110,970	128,719	880	847	793,180	618,257	798,047	858	838	925	210,716	179,215	212,407	742	858	87,514	96,147
200-399	363	351	482	86,937	84,342	117,284	360	350	555,065	450,893	745,795	358	349	472	134,261	121,385	172,384	324	453	56,528	80,933
400-799	35	31	(1)	15,535	14,490	(1)	35	31	109,292	73,361	(1)	35	31	(1)	20,565	20,386	(1)	32	(1)	8,125	(1)
800 and over	3	4	(1)	3,100	6,712	(1)	3	4	29,000	32,076	(1)	3	4	(1)	6,800	7,800	(1)	3	(1)	2,400	(1)
400-699	35	30	48	15,535	13,790	21,485	35	30	109,292	64,961	143,750	35	30	47	20,565	19,886	31,365	32	46	8,125	15,266
700 and over	3	5	3	3,100	7,412	2,640	3	5	29,000	40,476	17,853	3	5	3	6,800	8,300	5,800	3	3	2,400	2,700
Davis																				
Total	1,720	1,782	1,862	169,218	158,043	256,619	1,628	1,789	945,055	1,080,441	1,590,066	1,589	1,744	1,846	271,320	285,132	421,777	1,356	1,657	110,926	206,471
None							10	60	9,617	16,554	926	4	57	5	950	7,589	1,506	7	5	764	1,594
Under 25	98	163	197	1,570	2,676	5,844	72	146	7,087	29,401	42,317	69	126	190	4,775	10,319	16,410	41	124	2,061	7,204
25-49	246	311		8,940	11,155		216	297	47,015	95,083		200	292		16,751	29,407		125		5,716	
50-99	567	620	423	38,837	41,438	29,739	536	606	218,659	289,132	207,555	528	596	415	71,862	84,382	59,230	441	349	27,834	28,738
100-199	664	556	820	84,418	68,798	110,270	650	548	460,741	432,464	686,319	645	545	815	132,313	110,535	184,729	605	770	54,872	90,874
200-399	135	123	386	31,083	28,936	92,689	134	123	176,826	185,763	544,054	133	119	385	40,169	38,025	137,937	127	375	17,660	67,144
400 and over	10	9	36	4,370	5,040	18,077	10	9	25,110	32,044	108,895	10	9	36	4,500	4,875	21,965	10	34	2,019	10,917
Decatur																				
Total	1,750	1,859	1,880	176,244	167,921	246,240	1,621	1,809	1,201,782	1,007,803	1,706,082	1,617	1,789	1,882	264,079	272,240	363,605	1,247	1,590	111,025	162,204
None							7	44	4,059	12,685	9,591	4	49	9	700	6,575	1,390	8	10	792	1,530
Under 25	141	200	240	2,202	3,208	6,959	104	172	15,107	34,461	55,995	105	162	236	5,426	12,116	16,977	42	128	1,948	6,699
25-49	229	325		8,276	11,870		200	301	58,187	82,457		200	292		15,342	27,623		105		6,532	

[1] Comparison with later censuses may be found in groups below beginning with 400-699.

COUNTY TABLE 1.—CHICKENS ON FARMS 1940, 1935, AND 1930; CHICKEN EGGS PRODUCED AND CHICKENS RAISED 1939, 1934, AND 1929; AND CHICKENS SOLD, 1939 AND 1929; CLASSIFIED BY NUMBER ON HAND—Continued

(Chickens on hand over 4 months old Apr. 1, 1940 and over 3 months old Jan. 1, 1935 and Apr. 1, 1930)

STATE OR COUNTY AND NUMBER OF CHICKENS ON HAND	CHICKENS ON HAND						CHICKEN EGGS PRODUCED					CHICKENS RAISED						CHICKENS SOLD			
	Farms reporting			Number			Farms reporting		Dozens			Farms reporting			Number			Farms reporting		Number	
	1940 (Apr. 1)	1935 (Jan. 1)	1930 (Apr. 1)	1940 (Apr. 1)	1935 (Jan. 1)	1930 (Apr. 1)	1939	1934	1939	1934	1929	1939	1934	1929	1939	1934	1929	1939	1929	1939	1929
IOWA—Continued																					
Decatur—Con.																					
50-99	545	581	474	37,416	38,261	33,081	500	558	265,593	241,094	249,675	507	550	473	62,281	67,766	61,382	378	378	24,412	25,714
100-199	667	599	788	85,972	75,366	105,081	644	583	576,485	434,229	716,824	638	583	786	127,532	107,975	154,057	568	710	52,526	68,780
200-399	153	136	338	35,908	31,566	82,466	151	134	235,465	159,680	544,243	148	135	338	45,902	41,860	107,459	132	328	21,941	50,495
400 and over	15	18	40	6,470	7,650	18,653	15	17	46,886	43,197	129,754	15	18	40	6,896	8,325	22,340	14	36	2,874	8,986
Delaware																					
Total	2,140	2,229	2,175	355,096	386,834	360,818	2,030	2,188	2,319,179	2,245,837	2,333,317	1,909	2,101	2,170	520,523	595,685	524,883	1,766	1,911	231,311	239,624
None	—	—	—	—	—	—	12	4	4,012	1,120	5,680	11	4	6	4,236	638	1,385	13	6	3,882	532
Under 25	70	64	149	982	939	4,264	46	52	5,070	9,264	34,268	31	35	148	2,952	2,854	12,204	25	67	2,224	5,746
25-49	102	112		3,590	3,802		86	104	19,516	23,850		60	84		5,929	7,176		41		3,034	
50-99	341	331	337	23,661	22,475	23,673	311	322	149,882	123,967	163,660	257	303	333	38,785	38,131	42,855	232	260	19,762	17,001
100-199	867	851	891	119,675	114,437	121,707	832	837	759,158	634,807	767,577	799	816	886	181,958	180,960	181,892	756	814	78,660	81,345
200-399	684	755	731	169,638	184,841	176,856	667	753	1,119,035	1,083,679	1,127,303	675	746	730	239,013	287,851	241,607	630	701	102,880	115,383
400-799	73	107	(1)	33,850	49,390	(1)	73	107	242,293	311,163	(1)	73	104	(1)	42,350	63,575	(1)	66	(1)	18,369	(1)
800 and over	3	9	(1)	3,700	10,950	(1)	3	9	20,213	57,987	(1)	3	9	(1)	5,300	14,500	(1)	3	(1)	2,500	(1)
400-699	70	105	61	31,750	47,990	28,693	70	105	227,173	299,553	187,983	70	102	61	40,200	61,875	36,845	63	57	17,469	16,347
700 and over	6	11	6	5,800	12,350	5,625	6	11	35,333	69,597	46,846	6	11	6	7,450	16,200	8,095	6	6	3,400	3,270
Des Moines																					
Total	1,581	1,781	1,671	154,523	185,587	198,708	1,536	1,712	888,546	970,139	1,171,365	1,478	1,694	1,666	264,228	294,864	325,145	1,180	1,475	115,025	155,068
None	—	—	—	—	—	—	9	9	3,653	2,627	600	5	14	2	949	1,638	350	9	2	1,667	224
Under 25	103	150	204	1,703	2,566	6,191	84	128	10,768	17,387	43,748	69	118	199	4,300	7,674	13,941	31	121	1,869	5,757
25-49	204	239		7,403	8,734		189	221	39,789	45,771		173	210		18,247	15,957		97		8,748	
50-99	540	525	476	36,680	35,048	32,995	529	501	206,534	173,351	196,444	515	498	475	65,169	60,919	61,316	382	408	24,526	26,772
100-199	608	663	728	76,394	85,195	94,002	602	653	441,446	434,912	556,572	595	655	728	129,358	136,388	154,536	543	688	54,763	74,835
200-399	117	183	246	27,018	43,319	57,895	114	179	149,810	229,919	320,594	112	179	245	39,725	59,853	85,607	109	240	19,052	42,325
400 and over	9	21	17	5,125	10,725	7,625	9	21	36,546	66,172	53,407	9	20	17	6,480	12,435	9,395	9	16	4,400	5,175
Dickinson																					
Total	1,163	1,183	1,188	150,758	164,176	165,145	1,115	1,172	871,039	868,317	963,622	1,099	1,133	1,159	284,954	246,315	267,749	932	1,047	133,732	132,291
None	—	—	—	—	—	—	7	5	4,451	1,690	3,590	6	3	5	1,685	265	1,400	8	4	1,470	1,270
Under 25	42	36	101	645	598	3,164	36	33	5,001	5,075	23,412	35	21	93	3,177	1,728	8,658	14	59	1,760	4,273
25-49	90	86		3,325	3,079		83	83	14,721	21,832		79	75		8,525	4,942		37		3,782	
50-99	280	259	258	19,475	17,632	17,937	256	254	84,587	101,523	119,034	258	246	244	39,594	30,408	33,718	185	209	17,971	15,285
100-199	512	515	560	67,238	68,960	74,755	498	511	401,392	356,722	431,214	487	504	552	130,363	102,853	122,563	461	517	60,334	58,310
200-399	220	264	252	51,790	61,962	60,814	216	263	301,586	318,907	332,249	215	261	248	89,025	86,519	92,285	209	241	42,448	47,788
400 and over	19	23	17	8,285	11,945	8,475	19	23	59,301	62,568	54,123	19	23	17	12,585	19,600	9,125	18	17	5,967	5,365
Dubuque																					
Total	2,138	2,347	2,167	251,075	291,925	284,625	2,009	2,301	1,500,344	1,396,171	1,672,541	1,955	2,222	2,153	415,562	462,436	438,544	1,668	1,904	188,268	206,870
None	—	—	—	—	—	—	24	6	25,283	1,560	20,708	20	7	37	4,452	908	6,895	24	33	4,355	3,245
Under 25	111	144	279	1,797	1,992	8,345	81	134	9,284	7,891	65,179	71	99	250	4,964	3,466	19,229	31	148	2,769	8,938
25-49	235	270		7,999	9,076		200	259	42,163	56,654		193	237		14,623	16,576		120		6,420	

50-99	574	543	538	38,141	36,418	36,879	527	528	223,580	175,787	207,323	509	517	529	70,460	62,368	68,298	403	447	30,618	30,249
100-199	855	912	917	111,440	118,408	121,833	818	900	631,883	577,139	688,183	810	892	905	189,718	193,405	186,724	755	852	86,147	88,262
200-399	345	438	385	83,123	104,543	94,483	341	435	508,843	513,797	535,051	334	432	384	120,700	157,985	131,283	318	377	52,876	62,756
400 and over	18	40	48	8,575	21,488	23,085	18	39	59,308	83,343	156,097	18	38	48	10,645	27,730	26,115	17	47	5,083	13,420
Emmet																					
Total	1,198	1,221	1,230	196,368	178,687	188,045	1,150	1,189	1,276,443	869,944	1,013,452	1,109	1,142	1,232	334,248	259,773	300,692	921	1,071	149,508	135,379
None	———	———	———	———	———	———	3	7	6,171	1,475	3,082	3	5	7	3,625	527	734	3	5	4,035	285
Under 25	32	35	88	521	616	2,561	26	29	11,468	5,708	21,858	24	16	87	2,763	910	9,124	12	50	2,202	5,095
25-49	67	68		2,321	2,340		59	64	14,569	14,283		52	50		3,801	3,821		17		1,140	
50-99	203	252	233	14,171	16,707	16,124	182	237	87,061	86,190	101,461	166	230	233	23,913	26,431	35,054	108	190	10,116	13,633
100-199	473	536	548	63,998	71,209	74,639	464	526	418,569	323,682	386,041	448	516	546	117,323	106,553	121,978	389	484	51,113	55,780
200-399	380	298	327	94,092	72,224	78,396	375	294	617,088	353,664	401,468	374	294	326	147,538	102,071	113,741	352	310	67,638	51,118
400-799	40	30	(1)	17,665	13,591	(1)						39	29	(1)	27,785	17,880	(1)				
800 and over	3	2	(1)	3,600	2,000	(1)	41	32	121,517	84,942	(1)	3	2	(1)	7,500	1,600	(1)	40	(1)	13,264	(1)
400-699	40	29	31	17,665	12,891	14,025						39	28	30	27,785	17,280	17,881				
700 and over	3	3	3	3,600	2,700	2,300	41	32	121,517	84,942	99,542	3	3	3	7,500	2,200	2,200	40	32	13,264	9,468
Fayette																					
Total	2,973	3,038	2,933	483,970	467,082	456,058	2,777	2,963	3,133,204	2,897,325	3,103,924	2,690	2,836	2,839	728,327	661,912	664,841	2,389	2,625	335,254	329,103
None	———	———	———	———	———	———	10	13	9,518	4,789	12,910	14	8	15	4,860	2,635	2,454	14	14	3,272	2,172
Under 25	93	90	220	1,264	1,467	6,542	59	79	9,159	11,520	54,635	55	60	192	4,400	2,404	15,844	25	122	2,187	8,265
25-49	151	194		5,310	6,642		123	180	26,849	49,770		99	152		7,629	8,983		47		2,674	
50-99	465	568	485	31,898	38,602	33,932	408	541	188,331	260,856	250,867	386	497	453	53,264	52,411	55,432	300	386	23,554	25,550
100-199	1,254	1,260	1,357	171,325	168,344	183,252	1,193	1,233	1,079,427	1,006,926	1,217,127	1,161	1,207	1,319	275,616	243,046	277,375	1,074	1,258	123,950	134,722
200-399	919	852	791	227,058	204,518	192,502	893	824	1,437,440	1,258,322	1,295,135	885	820	781	320,136	279,227	261,686	844	767	149,410	131,957
400-799	84	85	(1)	38,015	37,887	(1)	84	85	282,980	248,616	(1)	83	83	(1)	50,172	59,806	(1)	78	(1)	24,307	(1)
800 and over	7	9	(1)	9,100	9,622	(1)	7	8	99,500	56,546	(1)	7	9	(1)	14,250	13,400	(1)	7	(1)	5,900	(1)
400-699	83	85	71	37,315	37,887	32,378	83	85	278,476	248,616	218,417	82	83	70	49,372	59,806	59,450	77	70	24,237	20,009
700 and over	8	9	9	9,800	9,622	7,450	8	8	104,004	56,546	54,833	8	9	9	15,050	13,400	12,600	8	8	5,970	6,448
Floyd																					
Total	1,750	1,825	1,785	280,813	264,665	290,235	1,703	1,784	1,760,962	1,452,106	1,673,318	1,622	1,718	1,762	453,590	420,381	463,674	1,470	1,567	232,955	224,727
None	———	———	———	———	———	———	9	3	3,976	1,414	2,674	12	6	4	5,600	1,050	700	14	4	5,428	525
Under 25	38	59	112	559	828	3,192	32	53	2,924	6,373	28,402	25	41	104	1,850	2,353	13,308	12	57	1,217	8,238
25-49	93	115		3,258	3,836		87	108	21,004	27,087		70	98		5,999	8,256		40		3,462	
50-99	272	340	276	18,577	22,517	19,535	261	332	118,811	134,996	145,198	229	301	268	32,128	34,677	42,393	184	215	15,605	21,231
100-199	768	796	808	105,296	104,609	108,325	743	783	650,977	585,109	707,522	723	767	800	179,668	171,513	176,219	675	732	86,923	82,934
200-399	531	467	524	128,108	111,681	128,558	523	458	805,403	572,746	781,742	516	458	521	191,750	168,782	192,581	498	496	95,319	92,221
400 and over	48	48	(1)	25,015	21,194	(1)	48	47	157,867	124,381	(1)	47	47	(1)	36,595	33,750	(1)	47	(1)	25,003	(1)
400-699	45	48	61	20,715	21,194	27,675	45	47	131,288	124,381	188,876	44	47	61	27,445	33,750	34,998	44	59	15,833	17,663
700 and over	3	———	4	4,300	———	2,950	3	———	26,579	———	18,904	3	———	4	9,150	———	3,475	3	4	9,170	1,915
Franklin																					
Total	2,037	2,048	2,020	347,517	357,014	378,857	1,941	2,012	2,140,908	1,518,671	2,153,262	1,867	1,925	1,907	575,525	549,385	572,867	1,706	1,805	270,161	275,855
None	———	———	———	———	———	———	9	9	7,241	2,605	5,805	9	10	13	3,625	3,195	2,587	10	11	3,175	1,810
Under 25	47	37	81	747	542	2,650	33	25	3,728	2,927	18,059	27	13	64	2,376	832	5,890	16	39	1,764	2,917
25-49	81	87		2,938	3,044		69	77	18,599	12,868		59	64		5,168	4,717		31		2,687	
50-99	278	286	246	19,216	19,084	17,332	248	280	117,180	78,555	118,859	220	249	213	31,958	29,271	27,283	171	179	13,340	12,596
100-199	821	795	801	112,781	107,544	109,554	786	784	699,948	431,882	645,021	765	763	748	200,020	172,840	179,409	710	725	90,700	86,243
200-399	756	761	778	185,080	187,338	195,819	742	757	1,130,701	805,520	1,056,777	733	745	757	295,183	282,780	283,814	715	744	139,595	136,744
400-799	51	78	(1)	24,005	35,762	(1)	51	76	143,097	161,381	(1)	51	77	(1)	33,195	49,650	(1)	50	(1)	16,825	(1)
800 and over	3	4	(1)	2,750	3,700	(1)	3	4	20,414	22,933	(1)	3	4	(1)	4,000	6,100	(1)	3	(1)	2,075	(1)
400-699	48	74	107	21,880	32,882	47,052	48	73	131,757	154,881	266,889	48	74	105	30,395	47,150	64,284	47	100	15,475	31,051
700 and over	6	8	7	4,875	6,580	6,250	6	7	31,754	29,433	43,852	6	7	7	6,800	8,600	9,600	6	7	3,425	4,494
Fremont																					
Total	1,569	1,664	1,718	134,422	150,840	185,098	1,450	1,525	813,597	636,845	1,196,066	1,445	1,594	1,729	242,066	294,590	325,317	1,104	1,423	87,042	147,885
None	———	———	———	———	———	———	12	10	4,057	3,645	9,383	15	10	15	1,706	1,005	3,055	15	15	834	2,445
Under 25	139	194	292	2,214	3,134	8,785	107	150	14,500	20,772	73,714	91	160	291	5,486	14,721	23,766	38	167	2,061	9,966
25-49	238	241		8,599	8,847		207	201	48,791	37,327		199	219		19,453	23,940		113		5,511	

[1] Comparison with later censuses may be found in groups below beginning with 400-699.

COUNTY TABLE 1.—CHICKENS ON FARMS 1940, 1935, AND 1930; CHICKEN EGGS PRODUCED AND CHICKENS RAISED 1939, 1934, AND 1929; AND CHICKENS SOLD, 1939 AND 1929; CLASSIFIED BY NUMBER ON HAND—Continued

(Chickens on hand over 4 months old Apr. 1, 1940 and over 3 months old Jan. 1, 1935 and Apr. 1, 1930)

STATE OR COUNTY AND NUMBER OF CHICKENS ON HAND	CHICKENS ON HAND						CHICKEN EGGS PRODUCED					CHICKENS RAISED						CHICKENS SOLD			
	Farms reporting			Number			Farms reporting		Dozens			Farms reporting			Number			Farms reporting		Number	
	1940 (Apr.1)	1935 (Jan.1)	1930 (Apr.1)	1940 (Apr. 1)	1935 (Jan. 1)	1930 (Apr. 1)	1939	1934	1939	1934	1929	1939	1934	1929	1939	1934	1929	1939	1929	1939	1929
IOWA—Continued																					
Fremont—Con.																					
50-99	593	540	538	40,125	35,967	37,581	547	500	241,361	141,626	255,902	555	523	538	78,460	78,845	75,928	425	437	26,722	31,720
100-199	518	554	684	64,706	69,123	87,557	499	531	394,549	284,346	538,165	505	549	681	109,526	124,306	148,135	440	610	41,631	67,759
200 and over	81	135	204	18,778	33,769	51,175	78	133	110,339	149,129	318,902	80	133	204	27,435	51,773	74,433	73	194	10,283	35,995
Greene																					
Total	2,017	2,024	1,992	290,703	281,762	291,450	1,951	1,990	1,930,652	1,536,947	1,913,960	1,895	1,951	1,945	516,125	455,152	484,735	1,714	1,759	235,856	224,326
None	———	———	———	———	———	———	9	6	3,980	4,585	2,985	10	6	8	1,985	1,532	1,577	12	10	1,472	948
Under 25	61	72	132	1,028	1,213	4,055	43	62	6,863	8,655	29,440	34	48	114	4,530	3,141	10,593	20	72	3,437	4,668
25-49	131	131		4,766	4,874		113	126	33,715	31,159		100	122		11,934	9,995		61		6,455	
50-99	364	448	413	25,267	30,694	28,448	349	432	186,747	175,605	215,741	325	416	392	47,608	56,403	56,695	252	325	18,475	26,729
100-199	915	859	918	123,148	113,969	123,097	896	854	817,163	636,713	788,683	883	848	905	227,991	193,066	214,598	839	844	102,871	95,746
200-399	517	484	485	123,036	116,679	115,935	512	480	784,584	607,183	751,158	514	482	482	202,606	173,500	175,037	503	466	92,677	81,461
400 and over	29	30	44	13,458	14,333	19,915	29	30	97,600	73,047	125,953	29	29	44	19,471	17,515	26,235	27	42	10,469	14,774
Grundy																					
Total	1,716	1,759	1,757	309,806	345,724	382,327	1,644	1,715	1,710,452	1,693,425	2,146,236	1,564	1,683	1,751	467,913	511,286	530,176	1,454	1,631	205,289	246,778
None	———	———	———	———	———	———	8	3	9,160	1,000	3,200	5	4	4	1,150	325	800	9	4	1,527	1,125
Under 25	30	29	76	487	457	2,431	23	22	2,524	2,195	16,535	13	12	73	353	490	6,350	6	44	179	3,157
25-49	88	64		3,051	2,172		71	62	16,143	9,226		62	46		4,662	3,640		37		2,471	
50-99	233	224	193	15,869	15,193	13,388	215	214	89,130	72,080	84,066	190	202	188	25,529	27,804	27,387	153	155	11,906	13,044
100-199	601	601	541	80,337	81,773	72,625	580	582	462,624	390,192	412,335	553	585	539	138,554	136,388	118,337	527	506	66,664	56,040
200-399	661	698	710	164,717	178,164	184,488	648	689	906,706	867,446	990,015	642	692	710	242,700	258,709	250,329	625	688	101,538	114,974
400 and over	103	143	237	45,345	67,965	109,395	99	143	224,165	351,286	640,085	99	142	237	54,965	83,930	126,973	97	234	21,004	58,438
Guthrie																					
Total	2,221	2,268	2,271	252,545	233,377	295,173	2,123	2,226	1,841,094	1,284,655	1,751,485	2,056	2,151	2,224	447,164	433,491	464,139	1,770	1,863	201,907	210,943
None	———	———	———	———	———	———	20	20	10,009	5,692	5,328	20	26	5	4,220	3,651	1,060	19	8	3,205	929
Under 25	117	190	272	1,840	2,827	8,235	91	173	12,945	28,460	59,300	71	143	252	7,422	9,777	19,278	33	133	5,068	7,658
25-49	212	255		7,593	8,910		183	241	45,291	57,811		162	223		15,580	21,545		108		5,435	
50-99	594	668	576	40,202	44,032	39,583	555	654	253,772	245,640	248,150	533	633	561	73,987	92,444	70,715	410	437	30,111	28,003
100-199	999	892	950	131,540	111,688	125,365	979	877	1,006,060	583,756	730,433	975	866	935	238,668	202,473	202,176	914	841	108,483	91,013
200-399	287	245	439	65,765	57,350	105,700	283	243	476,114	303,821	604,876	283	242	437	99,977	90,587	149,434	274	414	45,676	72,137
400 and over	12	18	34	5,605	8,570	16,290	12	18	36,903	59,475	103,398	12	18	34	7,310	13,014	21,476	12	30	3,929	11,203
Hamilton																					
Total	2,026	2,143	2,150	301,319	319,689	360,743	1,920	2,103	1,848,480	1,605,925	2,220,817	1,848	2,043	2,144	504,980	483,528	546,150	1,647	1,904	238,051	263,266
None	———	———	———	———	———	———	15	18	11,321	8,279	2,570	9	14	2	1,675	1,912	750	14	2	2,160	550
Under 25	55	63	129	855	922	4,163	39	53	5,232	8,546	33,784	31	44	127	1,837	2,539	10,636	21	70	1,054	4,704
25-49	113	125		4,073	4,373		93	113	22,831	21,972		83	99		6,797	6,686		46		2,550	
50-99	358	401	343	25,219	27,224	23,800	321	381	141,492	127,347	178,097	307	366	342	44,526	44,774	45,710	238	266	18,633	20,995
100-199	940	929	886	128,626	124,117	119,780	908	917	826,406	617,790	716,360	882	904	883	234,129	199,466	198,917	815	819	107,205	96,397
200-399	521	577	715	124,586	140,763	176,107	507	573	729,368	692,030	1,062,250	499	570	713	191,991	200,461	243,877	477	673	93,584	116,683
400 and over	39	48	77	17,960	22,290	36,893	37	48	111,830	129,961	227,756	37	46	77	24,025	27,690	46,260	36	74	12,865	23,937

Hancock																				
Total	1,901	1,925	1,893	357,966	329,213	325,602	1,839	1,888	2,382,693	1,768,401	1,867,413	1,781	1,801	1,843	620,587	522,383	502,161	1,677	1,697	294,177	232,019
None	-----	-----	-----	-------	-------	-------	11	4	12,344	2,610	1,400	11	4	2	2,213	1,039	350	13	2	2,630	225
Under 25	27	35	100	432	570	3,089	17	31	1,530	4,940	21,987	14	27	79	1,192	1,269	7,965	9	54	1,032	4,232
25-49	58	85		2,003	2,932		50	76	18,370	16,965		35	63		2,608	5,080		18		1,281	
50-99	184	274	261	12,644	18,972	18,347	165	259	85,248	109,011	114,057	144	235	248	25,046	30,421	34,051	117	190	12,639	13,610
100-199	740	762	794	103,493	104,437	108,196	715	757	666,996	555,973	641,542	700	726	779	194,261	172,265	177,511	666	729	87,219	79,966
200-399	814	703	675	203,274	171,564	166,513	803	695	1,342,297	902,929	907,554	799	683	673	337,057	267,894	243,309	781	663	158,217	116,344
400-799	74	64	(1)	32,720	28,838	(1)	74	64	229,248	160,373	(1)	74	61	(1)	51,460	41,315	(1)	69	(1)	26,059	(1)
800 and over	4	2	(1)	3,400	1,900	(1)	4	2	26,660	15,600	(1)	4	2	(1)	6,750	3,100	(1)	4	(1)	5,100	(1)
400-699	74	63	57	32,720	28,138	24,407	74	63	229,248	156,173	145,812	74	61	56	51,460	41,315	32,375	69	53	26,059	14,667
700 and over	4	3	6	3,400	2,600	5,050	4	3	26,660	19,800	35,061	4	2	6	6,750	3,100	6,600	4	6	5,100	2,975
Hardin																					
Total	1,930	2,123	2,102	320,499	351,048	377,788	1,815	2,088	1,986,062	1,816,467	2,231,513	1,775	2,015	2,094	525,941	507,340	576,380	1,642	1,750	236,071	240,541
None	-----	-----	-----	-------	-------	-------	15	3	15,336	3,105	8,380	12	6	9	4,050	960	1,775	16	6	3,322	1,041
Under 25	43	59	139	678	940	4,428	26	53	2,999	5,661	31,993	23	34	136	2,653	1,983	10,979	14	70	1,758	4,603
25-49	83	127		3,002	4,439		76	123	18,167	25,619		45	103		4,918	7,828		32		2,187	
50-99	287	340	333	19,947	22,982	23,233	247	326	120,875	122,966	155,440	238	313	326	37,530	36,718	45,451	195	230	15,967	17,235
100-199	806	784	772	110,328	104,386	104,371	763	773	686,614	518,088	632,158	763	761	770	196,887	160,465	171,821	721	652	86,666	71,154
200-399	663	732	727	164,250	181,756	183,084	640	729	1,000,759	928,952	1,038,754	646	717	723	249,948	251,131	266,509	618	669	110,546	113,326
400 and over	48	81	131	22,294	36,545	62,672	48	81	141,312	212,076	364,788	48	81	130	29,955	48,255	79,865	46	123	15,625	33,282
Harrison																					
Total	2,414	2,721	2,759	257,706	263,265	342,190	2,270	2,654	1,437,926	1,441,701	2,027,124	2,229	2,378	2,734	429,433	380,220	528,898	1,760	2,146	141,015	201,590
None	-----	-----	-----	-------	-------	-------	10	25	4,813	5,956	360	12	20	4	1,863	2,323	920	11	3	1,171	350
Under 25	131	241	338	2,074	3,882	9,945	91	205	10,417	32,822	68,363	82	169	328	7,110	11,297	23,855	38	134	3,448	6,948
25-49	261	385		9,470	14,173		229	365	52,105	81,422		210	318		19,981	28,040		122		6,295	
50-99	730	843	710	49,879	55,872	48,775	686	818	271,468	314,621	300,971	675	740	700	91,266	90,392	85,707	474	495	25,309	28,724
100-199	1,035	971	1,203	132,206	121,952	157,404	999	960	739,824	649,771	898,823	997	869	1,195	215,273	166,903	244,640	876	1,044	69,407	93,144
200-399	241	268	484	55,827	61,681	115,256	239	268	313,821	318,815	683,156	237	249	483	81,665	73,210	160,654	225	446	29,010	67,648
400 and over	16	13	24	8,250	5,705	10,810	16	13	45,478	38,294	75,451	16	13	24	12,275	8,055	13,122	14	24	6,375	4,776
Henry																					
Total	1,749	1,924	1,879	205,197	232,736	272,267	1,649	1,897	1,382,124	1,371,456	1,873,452	1,571	1,828	1,874	319,792	382,454	424,785	1,350	1,590	135,681	205,256
None	-----	-----	-----	-------	-------	-------	10	21	7,350	5,488	6,045	12	23	7	2,415	3,003	1,740	9	8	2,050	1,080
Under 25	103	149	188	1,628	2,383	5,490	77	136	8,968	18,048	41,536	52	112	181	2,559	9,833	13,028	17	83	733	5,380
25-49	188	206		7,034	7,443		167	195	41,849	45,721		148	180		12,514	17,838		104		4,871	
50-99	478	484	395	32,724	32,098	27,680	437	469	195,424	182,841	176,217	414	459	392	53,387	57,965	46,112	334	291	21,023	18,720
100-199	709	744	800	92,387	96,474	106,134	691	737	620,761	525,563	694,286	683	715	799	148,589	154,784	173,603	637	737	61,283	80,633
200-399	243	304	453	58,384	74,426	112,052	239	302	401,922	469,886	807,097	234	302	452	83,500	108,049	162,788	222	430	36,864	84,104
400 and over	28	37	(1)	13,040	19,912	(1)	28	37	105,850	123,909	(1)	28	37	(1)	16,828	30,982	(1)	27	(1)	8,857	(1)
400-699	25	32	40	10,890	14,525	18,811	25	32	85,667	91,043	135,471	25	32	40	13,328	20,250	26,014	24	38	6,519	14,114
700 and over	3	5	3	2,150	5,387	2,100	3	5	20,183	32,866	12,800	3	5	3	3,500	10,732	1,500	3	3	2,338	1,225
Howard																					
Total	1,647	1,678	1,640	226,777	229,408	223,276	1,568	1,660	1,344,009	1,148,636	1,257,045	1,480	1,627	1,579	388,988	398,464	376,762	1,344	1,441	171,532	188,293
None	-----	-----	-----	-------	-------	-------	5	14	2,015	3,975	3,950	6	14	9	1,160	1,672	1,653	11	7	1,743	687
Under 25	51	41	139	773	678	4,193	40	37	5,854	4,762	28,355	22	28	116	2,759	1,873	10,161	17	83	2,118	5,885
25-49	91	101		3,249	3,360		75	97	19,692	21,965		63	88		6,323	8,028		43		2,782	
50-99	344	371	350	23,763	24,890	24,414	322	360	141,217	121,043	154,505	269	351	327	37,083	47,427	44,433	217	277	15,003	20,241
100-199	795	780	786	107,815	104,831	105,887	766	771	623,219	530,742	610,816	759	763	764	191,853	182,687	180,557	714	725	83,539	89,365
200-399	349	362	349	82,702	84,445	81,507	343	358	484,188	404,872	415,176	344	360	347	134,210	140,617	123,409	326	334	59,649	61,839
400 and over	17	23	16	8,475	11,204	7,275	17	23	67,824	61,277	44,243	17	23	16	15,800	16,160	16,549	16	15	6,698	10,278
Humboldt																					
Total	1,346	1,462	1,430	199,796	231,750	227,836	1,277	1,421	1,213,136	1,163,533	1,383,649	1,228	1,379	1,425	363,207	337,965	376,411	1,094	1,290	165,578	173,773
None	-----	-----	-----	-------	-------	-------	8	1	6,050	200	3,378	8	2	7	3,300	350	1,275	9	7	3,050	955
Under 25	21	36	72	340	580	2,173	15	33	2,066	3,512	18,808	12	22	70	2,040	1,051	7,316	5	44	1,132	3,398
25-49	76	76		2,730	2,650		56	62	14,898	12,366		48	54		6,951	3,470		29		3,548	

[1] Comparison with later censuses may be found in groups below beginning with 400-699.

COUNTY TABLE 1.—CHICKENS ON FARMS 1940, 1935, AND 1930; CHICKEN EGGS PRODUCED AND CHICKENS RAISED 1939, 1934, AND 1929; AND CHICKENS SOLD, 1939 AND 1929; CLASSIFIED BY NUMBER ON HAND—Continued

(Chickens on hand over 4 months old Apr. 1, 1940 and over 3 months old Jan. 1, 1935 and Apr. 1, 1930)

STATE OR COUNTY AND NUMBER OF CHICKENS ON HAND	CHICKENS ON HAND						CHICKEN EGGS PRODUCED					CHICKENS RAISED						CHICKENS SOLD			
	Farms reporting			Number			Farms reporting		Dozens			Farms reporting			Number			Farms reporting		Number	
	1940 (Apr. 1)	1935 (Jan. 1)	1930 (Apr. 1)	1940 (Apr. 1)	1935 (Jan. 1)	1930 (Apr. 1)	1939	1934	1939	1934	1929	1939	1934	1929	1939	1934	1929	1939	1929	1939	1929
IOWA—Continued																					
Humboldt—Con.																					
50-99	258	249	244	16,649	16,870	17,059	218	239	96,420	84,335	128,595	194	227	240	29,677	26,043	35,668	151	201	12,093	14,886
100-199	629	631	659	84,432	84,695	89,568	608	619	516,988	420,209	529,158	591	615	656	159,159	127,248	162,827	540	610	70,948	74,513
200-399	358	428	417	84,340	103,383	101,891	348	425	508,312	541,042	576,857	351	417	414	145,030	147,401	149,840	337	393	67,176	70,800
400 and over	24	42	38	11,305	23,572	17,145	24	42	68,402	101,869	127,053	24	42	38	17,050	32,402	19,485	23	35	7,631	9,221
Ida																					
Total	1,316	1,396	1,380	181,657	205,138	229,590	1,276	1,394	1,001,315	870,277	1,230,317	1,232	1,338	1,372	315,505	292,277	363,878	1,109	1,195	137,091	156,601
None	———	———	———	———	———	———	14	12	10,362	7,635	600	8	11	2	2,585	1,945	236	15	2	2,321	68
Under 25	19	33	55	321	533	1,716	14	30	1,291	3,330	10,291	8	19	53	782	1,364	4,257	5	17	583	1,645
25-49	68	67		2,472	2,435		57	66	10,494	11,994		46	55		5,568	4,426		32		2,821	
50-99	262	254	200	18,542	17,395	13,758	246	249	92,478	77,237	93,757	231	237	199	35,058	27,816	30,886	190	152	13,597	12,236
100-199	680	653	621	90,255	86,528	83,539	662	650	514,117	368,849	491,019	656	634	618	163,872	130,127	143,398	610	558	72,795	61,069
200-399	273	369	463	63,792	88,102	112,752	269	368	337,633	355,194	536,033	269	362	459	96,240	114,092	163,435	243	426	38,663	72,308
400 and over	14	20	41	6,275	10,145	17,825	14	19	34,940	46,038	98,617	14	20	41	11,400	12,507	21,666	14	40	6,311	9,275
Iowa																					
Total	2,050	2,088	2,065	264,538	283,261	328,225	1,949	2,061	1,568,739	1,497,537	2,104,354	1,831	1,992	2,044	420,219	438,853	508,693	1,637	1,821	196,960	264,961
None	———	———	———	———	———	———	5	8	2,110	1,031	5,030	7	7	9	970	465	1,584	7	7	625	820
Under 25	72	78	148	1,175	1,298	4,680	53	67	6,633	11,279	35,256	36	49	141	2,746	3,190	11,091	19	69	1,997	5,099
25-49	144	168		5,111	5,915		119	157	27,496	33,252		103	142		9,877	14,272		69		4,502	
50-99	456	470	377	31,457	31,539	26,005	427	463	181,947	158,122	184,410	386	445	365	51,518	53,361	46,236	318	293	22,575	20,284
100-199	983	904	898	130,079	116,615	121,426	953	900	748,678	590,842	774,456	933	888	889	214,788	184,790	195,257	857	832	96,312	98,221
200-399	383	439	585	90,736	103,397	142,523	380	438	552,422	554,620	871,945	354	432	583	129,611	151,005	207,285	355	565	63,828	108,868
400 and over	12	29	57	5,980	24,497	33,591	12	28	49,453	148,391	233,257	12	29	57	10,709	31,770	47,240	12	55	7,121	31,689
Jackson																					
Total	2,049	2,045	2,092	218,596	235,952	259,294	1,924	1,962	1,085,103	980,798	1,376,431	1,829	1,881	2,066	314,736	331,490	407,770	1,523	1,856	147,475	218,489
None	———	———	———	———	———	———	16	7	8,010	1,895	4,764	12	6	14	2,180	700	2,135	9	15	1,609	1,771
Under 25	88	72	205	1,350	1,096	6,360	64	55	7,076	5,554	45,940	45	38	195	2,365	2,602	14,514	23	123	963	7,604
25-49	277	205		9,673	6,983		236	189	47,469	34,657		207	154		13,514	8,978		116		5,187	
50-99	597	568	545	39,844	38,100	37,732	566	549	200,262	152,944	193,247	522	518	525	58,575	57,536	61,184	439	453	25,623	30,976
100-199	830	904	1,026	105,082	115,138	134,165	790	873	496,229	458,420	685,097	794	876	1,018	152,273	160,508	211,057	706	966	74,721	117,002
200-399	246	278	295	57,231	65,805	69,492	241	271	292,326	289,020	358,738	238	271	293	77,779	91,316	99,365	220	281	36,590	52,972
400 and over	11	18	21	5,416	8,830	11,545	11	18	33,731	38,308	88,645	11	18	21	8,050	9,850	19,515	10	18	2,782	8,164
Jasper																					
Total	2,758	2,856	2,917	389,999	354,771	429,892	2,645	2,752	2,776,292	2,146,286	2,664,131	2,564	2,681	2,879	669,494	586,633	717,473	2,216	2,532	312,135	350,536
None	———	———	———	———	———	———	24	23	10,185	9,465	4,440	25	22	13	7,184	2,926	1,533	25	12	5,842	1,242
Under 25	122	180	264	1,969	2,868	7,463	102	127	11,772	22,891	50,079	84	113	248	8,209	7,492	18,516	36	131	4,400	7,293
25-49	183	257		6,448	9,016		160	233	46,467	65,475		144	206		12,726	15,402		66		4,541	
50-99	547	675	561	37,604	45,590	38,545	512	650	259,587	292,977	253,430	477	622	549	67,012	82,743	81,488	356	432	24,198	36,889
100-199	1,237	1,194	1,259	167,715	156,443	168,776	1,197	1,174	1,173,147	904,559	1,047,277	1,177	1,173	1,240	293,595	261,141	288,438	1,103	1,153	131,368	138,092
200-399	622	510	769	151,368	121,818	186,089	603	505	1,054,917	713,261	1,114,133	610	505	765	233,518	176,554	283,100	585	741	114,651	145,340
400-799	44	38	(1)	21,011	17,236	(1)	44	38	161,817	110,325	(1)	44	38	(1)	29,550	28,775	(1)	42	(1)	13,935	(1)
800 and over	3	2	(1)	3,884	1,800	(1)	3	2	58,400	27,333	(1)	3	2	(1)	17,700	11,600	(1)	3	(1)	13,200	(1)
400-699	43	38	61	20,250	17,236	26,540	43	38	152,457	110,325	173,242	43	38	61	28,450	28,775	40,598	41	60	13,502	19,865
700 and over	4	2	3	4,645	1,800	2,479	4	2	67,760	27,333	21,530	4	2	3	18,800	11,600	3,800	4	3	13,633	1,815

Jefferson																				
Total	1,669	1,722	1,767	179,573	166,711	236,406	1,556	1,691	1,136,378	976,686	1,499,948	1,504	1,663	1,754	274,254	291,905	376,318	1,247	1,515	114,861	177,845
None	———	———	———	———	———	———	3	32	2,780	8,601	7,216	7	29	18	990	3,677	3,805	6	18	635	2,886
Under 25	85	149	197	1,253	2,197	5,943	48	128	5,903	23,671	45,550	45	119	182	3,390	8,515	15,571	12	97	1,010	6,495
25-49	172	251		6,214	9,059		144	232	32,763	59,798		126	227		9,969	22,166		61		3,797	
50-99	476	520	403	32,563	34,880	27,713	451	503	207,382	203,290	184,406	431	497	391	54,532	68,657	50,116	343	306	21,556	20,438
100-199	779	642	787	100,567	82,378	105,395	754	636	635,008	461,138	643,943	741	631	783	151,398	133,645	171,143	679	725	64,656	79,810
200-399	147	154	351	34,126	35,597	83,605	146	154	212,367	204,638	523,685	144	154	351	47,825	50,980	117,583	136	342	20,202	59,060
400 and over	10	6	29	4,850	2,600	13,750	10	6	40,175	15,550	95,148	10	6	29	6,150	4,265	18,100	10	28	3,005	9,156
Johnson																					
Total	2,388	2,403	2,434	281,599	323,236	363,324	2,220	2,348	1,722,049	1,551,877	2,126,355	2,175	2,295	2,405	501,495	532,515	591,253	1,853	2,094	227,915	262,641
None	———	———	———	———	———	———	18	15	10,575	3,050	1,460	17	15	2	3,768	2,290	320	19	2	2,933	170
Under 25	117	114	175	1,834	1,988	5,243	81	94	10,308	13,127	39,686	74	78	163	5,749	5,403	11,686	36	69	3,046	4,059
25-49	246	187		8,635	6,629		196	175	42,493	33,745		182	158		18,035	12,811		105		8,065	
50-99	605	487	480	40,612	32,449	33,283	559	467	260,943	165,138	212,681	529	455	471	82,886	64,587	63,554	412	361	37,048	25,145
100-199	1,043	1,060	1,076	136,582	139,656	143,556	1,006	1,043	849,954	662,892	861,878	1,006	1,040	1,069	247,565	235,973	243,109	927	990	111,324	105,851
200-399	355	519	652	83,196	124,484	156,583	340	518	500,476	592,001	852,217	345	513	649	127,907	191,246	234,928	332	622	58,697	109,089
400 and over	22	36	51	10,740	18,030	24,859	20	36	47,300	81,924	158,433	22	36	51	15,585	20,205	37,656	22	50	6,802	18,347
Jones																					
Total	2,003	2,096	2,059	284,577	302,007	349,847	1,907	2,049	1,704,187	1,535,492	2,321,559	1,758	1,955	1,982	388,627	350,824	467,287	1,546	1,767	178,501	232,170
None	———	———	———	———	———	———	11	7	5,217	3,025	———	11	8	———	1,798	620	———	13	———	1,954	———
Under 25	71	90	134	1,130	1,289	3,842	57	83	7,868	6,576	30,539	40	62	116	2,888	3,028	9,725	22	61	1,704	4,420
25-49	158	156		5,363	5,151		143	138	32,057	21,225		114	125		10,218	6,317		77		4,411	
50-99	416	427	341	28,147	28,188	23,442	379	420	157,663	116,848	162,842	324	386	315	36,622	31,071	37,813	249	249	15,564	17,030
100-199	803	808	817	107,525	106,269	111,190	772	796	631,126	521,194	722,527	732	779	795	157,008	127,014	157,275	683	722	74,108	75,867
200-399	505	555	676	120,183	132,485	168,552	495	546	730,112	705,214	1,106,207	490	535	666	154,033	148,004	213,068	460	647	67,392	108,847
400 and over	50	60	91	22,229	28,625	42,821	50	59	140,144	161,610	299,444	47	60	90	26,060	34,770	49,406	42	88	13,368	26,006
Keokuk																					
Total	2,339	2,473	2,530	277,758	281,052	393,864	2,226	2,459	1,730,753	2,052,172	2,528,123	2,177	2,374	2,513	430,180	486,075	608,117	1,838	2,209	177,864	297,901
None	———	———	———	———	———	———	14	44	2,850	14,998	8,487	17	45	17	2,675	5,282	2,242	12	15	2,287	1,300
Under 25	112	223	252	1,717	3,461	7,492	89	195	9,761	43,037	52,600	74	162	240	6,198	14,099	18,481	42	131	2,688	7,468
25-49	223	332		7,942	12,440		189	323	50,096	116,482		174	295		12,815	30,585		111		5,395	
50-99	638	573	423	43,838	38,532	29,403	596	563	264,906	308,017	208,215	573	550	415	72,478	75,692	52,553	451	326	26,574	23,710
100-199	986	938	1,084	129,228	121,214	146,478	958	932	811,208	846,240	964,690	959	923	1,076	201,782	205,059	242,773	870	993	82,903	117,646
200-399	355	379	688	82,998	91,392	167,596	355	376	501,333	617,658	1,002,344	355	372	682	120,292	134,608	232,164	331	665	51,188	119,039
400 and over	25	28	83	12,035	14,013	42,895	25	26	90,604	105,740	291,787	25	27	83	13,940	20,750	59,904	21	79	6,829	28,738
Kossuth																					
Total	2,953	3,010	2,969	622,018	622,369	585,449	2,863	2,941	4,234,394	3,535,869	3,815,577	2,732	2,792	2,950	1,054,775	889,128	926,621	2,527	2,735	446,815	437,533
None	———	———	———	———	———	———	17	12	14,551	8,605	5,600	13	9	9	3,515	3,056	1,690	15	9	2,396	880
Under 25	44	60	111	641	890	3,470	31	52	4,235	10,969	29,634	22	38	105	2,060	3,634	12,394	14	72	1,294	4,936
25-49	89	110		3,021	3,896		69	99	22,320	28,637		51	84		5,436	6,668		32		3,347	
50-99	268	350	375	18,386	23,750	25,913	245	339	129,101	144,913	201,454	215	303	369	34,479	39,024	52,483	176	291	13,314	21,614
100-199	977	1,001	1,071	136,273	135,938	143,586	939	974	955,491	788,834	930,544	894	951	1,063	250,841	212,981	246,132	844	990	108,281	113,533
200-399	1,296	1,169	1,165	351,223	298,936	294,972	1,285	1,149	2,232,535	1,654,357	1,919,072	1,262	1,135	1,157	571,926	445,050	445,525	1,197	1,132	242,119	212,989
400-799	274	306	(1)	126,774	145,208	(1)	272	302	825,784	801,418	(1)	270	281	(1)	180,518	162,565	(1)	246	(1)	75,326	(1)
800 and over	5	14	(1)	5,700	13,751	(1)	5	14	50,377	98,136	(1)	5	11	(1)	6,000	16,150	(1)	3	(1)	736	(1)
400-699	269	292	232	123,174	135,208	104,558	267	289	796,031	735,343	651,228	265	249	232	176,918	152,815	150,547	241	227	73,271	74,641
700 and over	10	28	15	9,300	23,751	12,950	10	27	80,130	164,211	78,045	10	23	15	9,600	25,900	17,850	8	14	2,791	8,940
Lee																					
Total	1,890	1,971	1,923	211,940	215,487	272,432	1,750	1,872	1,322,487	1,280,609	1,816,707	1,677	1,795	1,912	301,941	327,671	404,645	1,218	1,622	124,616	198,151
None	———	———	———	———	———	———	5	7	1,290	1,780	1,700	8	11	7	586	893	3,255	8	5	390	3,005
Under 25	175	184	266	2,786	2,990	7,898	144	151	12,843	15,930	61,398	124	121	263	7,740	7,686	21,470	44	148	2,421	10,427
25-49	281	307		9,890	10,744		244	283	50,781	54,767		229	260		18,953	22,807		96		6,816	
50-99	467	547	441	31,102	35,112	30,094	431	524	183,620	193,427	208,357	400	499	433	50,188	61,488	55,779	268	341	19,516	25,487

[1] Comparison with later censuses may be found in groups below beginning with 400-699.

COUNTY TABLE 1.—CHICKENS ON FARMS 1940, 1935, AND 1930; CHICKEN EGGS PRODUCED AND CHICKENS RAISED 1939, 1934, AND 1929; AND CHICKENS SOLD, 1939 AND 1929; CLASSIFIED BY NUMBER ON HAND—Continued

(Chickens on hand over 4 months old Apr. 1, 1940 and over 3 months old Jan. 1, 1935 and Apr. 1, 1930)

STATE OR COUNTY AND NUMBER OF CHICKENS ON HAND	CHICKENS ON HAND						CHICKEN EGGS PRODUCED					CHICKENS RAISED						CHICKENS SOLD			
	Farms reporting			Number			Farms reporting		Dozens			Farms reporting			Number			Farms reporting		Number	
	1940 (Apr.1)	1935 (Jan.1)	1930 (Apr1)	1940 (Apr. 1)	1935 (Jan. 1)	1930 (Apr. 1)	1939	1934	1939	1934	1929	1939	1934	1929	1939	1934	1929	1939	1929	1939	1929
IOWA—Contd.																					
Lee—Continued																					
100-199	639	608	730	82,989	77,496	97,188	606	589	546,889	443,336	647,061	603	586	724	120,754	123,169	150,878	507	657	47,519	72,509
200-399	303	286	424	74,065	69,914	106,197	295	280	457,325	453,522	703,394	290	282	423	91,725	92,373	138,121	273	410	40,575	69,741
400 and over	25	39	62	11,308	19,231	31,055	25	38	69,739	117,847	194,797	23	36	62	11,995	19,255	35,142	22	61	7,379	16,982
Linn																					
Total	3,347	3,454	3,412	382,566	419,143	445,934	3,146	3,353	2,305,235	2,177,815	2,982,303	3,031	3,209	3,417	674,727	692,522	743,141	2,534	2,871	326,568	363,859
None	—	—	—	—	—	—	25	23	6,115	6,902	11,839	36	29	27	6,793	3,959	5,057	40	26	6,099	5,117
Under 25	242	270	501	3,813	4,084	14,660	184	226	27,330	26,328	129,228	154	202	487	15,075	10,756	35,462	78	259	8,046	15,144
25-49	418	458		14,456	15,750		368	427	83,320	83,543		332	390		26,821	33,589		187		11,097	
50-99	890	808	807	60,058	53,212	55,052	832	775	345,283	294,762	403,287	795	739	804	114,433	97,621	106,348	630	626	50,915	47,285
100-199	1,265	1,245	1,372	164,604	164,665	181,638	1,211	1,235	993,957	842,323	1,159,348	1,193	1,197	1,370	296,641	271,959	303,576	1,106	1,260	144,368	147,223
200-399	484	596	659	114,325	142,928	158,159	478	591	684,568	733,938	1,018,372	473	576	358	178,898	221,571	239,951	447	629	87,712	121,207
400-799	45	70	(1)	22,110	32,404	(1)	45	69	137,383	162,014	(1)	45	69	(1)	30,966	46,267	(1)	43	(1)	15,946	(1)
800 and over	3	7	(1)	3,200	6,100	(1)	3	7	27,279	28,005	(1)	3	7	(1)	5,100	6,800	(1)	3	(1)	2,385	(1)
400-699	44	67	67	21,360	30,214	30,345	44	66	132,883	158,444	225,579	44	66	65	29,966	40,317	44,097	42	65	15,446	23,233
700 and over	4	10	6	3,950	8,290	6,080	4	10	31,779	31,575	44,650	4	10	6	6,100	12,750	8,650	4	6	2,885	4,650
Louisa																					
Total	1,205	1,338	1,285	118,924	146,206	152,387	1,117	1,310	678,226	645,820	958,916	1,074	1,242	1,245	202,259	213,874	269,039	911	1,118	88,268	134,685
None	—	—	—	—	—	—	5	11	3,372	1,951	4,920	5	9	7	875	677	1,440	7	8	1,090	1,332
Under 25	93	97	166	1,341	1,580	4,746	61	80	6,948	8,133	32,845	50	66	141	4,091	8,943	13,531	21	89	1,913	6,446
25-49	159	163		5,559	5,947		132	157	29,017	25,059		121	132		9,516	9,161		72		3,202	
50-99	378	352	360	25,804	23,625	25,139	356	348	152,245	106,789	156,472	337	328	346	44,840	37,719	51,150	281	306	18,185	25,059
100-199	474	550	565	60,726	70,560	74,729	463	539	350,569	310,847	460,886	462	536	560	106,017	100,385	129,243	437	531	45,882	64,327
200-399	95	163	184	22,339	37,749	42,415	94	162	116,020	171,391	266,802	93	159	182	33,745	50,889	64,320	87	175	16,665	32,691
400 and over	6	13	10	3,155	6,745	5,358	6	13	20,055	21,650	36,991	6	12	9	3,175	6,100	9,355	6	9	1,331	4,830
Lucas																					
Total	1,540	1,593	1,544	177,302	142,267	205,093	1,459	1,549	1,247,403	1,065,686	1,199,948	1,393	1,478	1,500	265,326	233,871	321,222	1,120	1,315	100,971	148,523
None	—	—	—	—	—	—	11	16	9,538	5,649	2,050	5	15	5	1,188	1,343	500	12	4	2,236	315
Under 25	88	154	162	1,482	2,480	4,538	64	127	8,691	29,739	31,546	58	117	138	3,527	8,767	11,552	27	83	1,535	5,418
25-49	174	281		6,297	9,970		149	269	35,385	86,128		132	249		10,020	21,875		68		3,177	
50-99	406	515	350	28,023	33,869	24,080	381	501	183,350	273,956	137,471	368	480	333	46,645	62,804	42,913	266	264	15,188	18,388
100-199	667	533	723	86,737	67,055	97,876	654	528	621,842	471,928	575,565	633	510	717	131,865	101,105	160,625	568	667	49,992	72,594
200-399	178	101	285	41,764	24,303	67,649	174	99	271,843	162,176	389,550	170	98	283	53,415	33,077	93,528	154	275	20,399	46,485
400 and over	27	9	24	12,999	4,590	10,950	26	9	116,754	36,110	63,766	27	9	24	18,666	4,900	12,104	25	22	8,444	5,323
Lyon																					
Total	1,774	1,772	1,772	316,086	312,582	305,325	1,687	1,765	1,888,275	1,457,523	1,738,720	1,595	1,665	1,757	470,510	403,524	436,848	1,391	1,574	203,518	188,305
None	—	—	—	—	—	—	6	11	3,312	9,040	890	5	10	2	855	1,381	170	7	2	910	95
Under 25	19	24	70	311	364	2,224	13	21	1,535	2,994	17,374	9	13	65	993	1,454	6,563	7	42	601	3,657
25-49	66	61		2,360	2,086		49	58	11,708	7,955		46	46		3,220	3,298		22		936	
50-99	248	249	238	16,827	16,636	16,387	220	247	103,773	88,950	105,930	191	204	234	23,527	20,870	26,898	125	172	8,005	10,585
100-199	658	683	773	90,709	90,975	104,815	633	679	543,109	421,997	612,761	595	652	768	144,330	119,551	157,612	529	690	63,222	66,674
200-399	723	679	633	178,709	166,137	155,680	706	673	1,065,553	756,094	861,243	691	665	630	262,505	212,900	210,960	644	612	115,191	92,193
400 and over	60	76	58	27,170	36,384	26,219	60	76	159,285	170,493	140,522	58	75	58	35,080	44,070	34,645	57	56	14,653	15,101

Madison																				
Total	1,936	2,035	2,051	204,019	194,629	275,893	1,834	1,993	1,422,369	1,167,986	1,697,781	1,804	1,923	2,033	343,788	331,018	486,446	1,448	1,668	121,211	189,460
None							12	35	4,313	10,730	5,665	13	32	8	1,767	6,037	2,177	14	7	1,211	1,592
Under 25	121	185	243	1,887	2,984	7,106	84	158	11,306	28,960	55,548	64	133	234	4,543	10,818	16,754	37	110	2,711	5,350
25-49	192	285		7,087	10,467		164	264	44,207	69,666		158	245		14,483	21,358		96		4,422	
50-99	597	720	464	41,052	47,871	32,151	565	699	274,910	304,710	213,993	562	684	456	77,734	90,192	58,811	439	339	24,045	21,957
100-199	836	652	909	106,330	81,788	120,959	820	644	729,493	466,248	733,609	818	636	901	177,002	134,583	242,797	697	805	61,919	83,820
200-399	178	175	397	42,063	40,171	97,012	178	173	310,550	230,147	546,074	178	173	396	60,739	58,710	133,617	155	373	23,253	60,939
400 and over	12	20	38	5,600	11,348	18,765	11	20	47,590	57,525	142,892	11	20	38	7,500	11,320	32,290	10	34	3,650	15,802
Mahaska																					
Total	2,519	2,655	2,660	314,996	299,655	390,514	2,417	2,553	2,045,462	1,665,314	2,309,061	2,261	2,538	2,638	491,232	516,180	616,442	1,893	2,293	213,652	283,621
None							13	34	3,710	8,899	5,918	12	27	14	9,814	2,551	3,106	12	12	8,839	1,582
Under 25	147	232	273	2,281	3,591	7,867	120	195	11,009	31,883	61,125	91	180	257	5,716	15,177	22,172	39	150	2,237	9,655
25-49	236	316		8,434	11,106		212	294	46,305	76,716		181	286		15,915	27,414		98		5,835	
50-99	619	712	539	41,992	47,056	37,515	586	673	229,741	269,395	254,738	534	673	532	65,668	88,974	73,301	392	415	23,316	31,260
100-199	1,012	930	1,082	133,723	119,225	143,654	989	898	850,448	639,775	886,975	952	912	1,072	213,474	205,180	238,193	877	979	88,613	108,165
200-399	470	442	699	113,366	107,225	169,859	462	436	795,333	585,294	913,004	456	437	696	160,645	162,962	236,835	442	671	75,607	110,809
400 and over	35	23	67	15,200	11,452	31,619	35	23	108,916	53,353	187,301	35	23	67	20,000	13,922	42,835	33	66	9,205	22,150
Marion																					
Total	2,283	2,241	2,307	291,080	247,977	346,940	2,201	2,196	1,985,762	1,664,720	2,371,517	2,100	2,134	2,257	458,116	435,928	570,277	1,675	1,980	184,610	248,284
None							13	26	5,629	10,115	3,205	11	36	7	1,955	6,111	1,975	14	6	1,869	1,280
Under 25	145	213	228	2,273	3,561	6,679	118	178	15,591	34,208	49,229	97	160	214	6,916	14,872	16,729	39	96	2,874	5,458
25-49	212	270		7,556	9,849		194	257	46,941	81,256		168	234		14,310	27,376		66		4,405	
50-99	508	585	444	34,429	38,680	30,716	484	574	208,537	277,646	214,720	455	556	423	64,858	89,648	58,707	325	343	20,270	23,014
100-199	905	831	980	118,690	106,177	132,090	887	821	798,012	697,550	898,909	870	810	967	192,389	180,530	247,214	757	897	72,814	98,734
200-399	487	316	588	116,197	75,300	144,193	479	314	817,332	477,047	980,264	473	312	579	161,483	100,766	203,112	448	571	74,093	97,112
400 and over	26	26	67	11,935	14,410	33,262	26	26	93,720	86,898	225,190	26	26	67	16,195	16,625	42,540	26	67	8,285	22,686
Marshall																					
Total	2,141	2,285	2,257	268,466	298,205	300,386	2,016	2,246	1,599,566	1,677,192	2,053,022	1,951	2,179	2,218	452,801	477,633	517,800	1,700	1,956	191,946	251,746
None							18	18	8,086	4,262	2,145	16	14	11	3,393	2,219	1,599	19	8	2,351	1,255
Under 25	106	111	270	1,523	1,758	7,882	74	95	10,401	14,147	61,767	55	72	250	4,798	5,129	16,903	32	150	2,619	6,302
25-49	180	205		6,453	7,183		148	196	33,062	41,544		138	178		11,280	14,903		82		4,829	
50-99	517	532	528	35,181	35,478	36,865	487	515	198,710	207,765	273,705	458	494	514	62,126	61,106	77,632	362	429	25,572	39,529
100-199	933	939	974	121,629	122,643	127,184	895	927	733,858	675,737	885,246	891	927	963	216,960	201,202	222,706	828	905	91,610	107,060
200-399	371	449	438	88,061	108,619	105,771	360	448	516,115	622,841	690,455	359	447	433	128,919	161,702	165,405	344	418	53,950	80,272
400 and over	34	47	47	15,619	22,524	22,684	34	47	99,334	110,896	139,704	34	47	47	25,325	31,372	33,555	33	46	11,015	17,328
Mills																					
Total	1,340	1,539	1,516	119,415	146,308	167,708	1,267	1,487	683,003	609,407	1,182,311	1,245	1,472	1,499	241,310	302,194	296,047	971	1,083	88,764	111,652
None							17	2	6,238	230	2,657	14	6	4	1,835	381	625	18	4	1,474	234
Under 25	121	123	251	2,101	1,914	7,723	83	102	12,276	7,517	68,872	77	88	243	6,513	6,937	19,463	34	105	2,585	6,309
25-49	200	226		7,436	8,052		182	212	42,793	28,382		166	208		18,251	19,533		98		6,167	
50-99	512	521	462	34,980	34,517	31,679	487	511	200,853	155,507	250,060	495	503	457	78,129	81,609	65,542	381	313	24,709	23,155
100-199	411	526	595	51,635	66,090	75,451	403	518	284,566	273,135	528,054	398	524	587	97,060	131,523	134,091	356	483	35,690	52,839
200-399	92	134	195	21,513	31,245	46,805	91	133	120,816	129,876	286,203	91	134	195	37,022	55,761	68,301	81	166	16,759	24,871
400 and over	4	9	13	1,750	4,490	6,050	4	9	15,461	14,760	46,465	4	9	13	2,500	6,450	8,025	3	12	1,380	4,244
Mitchell																					
Total	1,608	1,683	1,605	274,480	264,283	258,882	1,539	1,636	1,894,104	1,581,409	1,498,079	1,438	1,570	1,603	447,439	442,985	402,146	1,327	1,368	224,547	187,370
None							6	3	3,911	1,045	3,700	6	3	7	3,716	540	1,140	8	5	2,995	402
Under 25	34	58	117	505	825	3,312	18	50	2,255	8,296	26,944	14	35	113	868	2,196	8,579	10	54	497	3,919
25-49	74	117		2,629	3,950		63	104	19,765	23,682		49	90		4,943	8,308		30		2,439	
50-99	230	305	293	15,537	20,331	20,320	209	287	94,184	113,302	121,716	171	271	291	26,188	36,040	38,017	138	225	14,256	15,986
100-199	662	647	665	91,061	86,210	89,389	644	642	596,518	498,065	508,309	609	619	663	161,032	148,877	150,459	571	583	75,759	68,383
200-399	553	491	473	137,822	121,660	117,256	544	486	976,385	731,466	672,047	535	487	472	211,043	200,582	169,790	517	446	107,472	81,630
400-799	51	62	(1)	23,226	28,807	(1)	51	62	174,436	186,953	(1)	50	62	(1)	35,199	43,642	(1)	50	(1)	19,229	(1)
800 and over	4	3	(1)	3,700	2,500	(1)	4	3	26,650	18,600	(1)	4	3	(1)	4,450	2,800	(1)	3	(1)	1,900	(1)
400-699	50	59	48	22,526	26,657	21,675	50	59	170,436	176,193	114,146	49	59	48	34,199	40,342	26,846	49	46	18,929	12,760
700 and over	5	6	9	4,400	4,650	6,930	5	6	30,650	29,360	51,217	5	6	9	5,450	6,100	7,315	4	9	2,200	4,290

[1] Comparison with later censuses may be found in groups below beginning with 400-699.

COUNTY TABLE 1.—CHICKENS ON FARMS 1940, 1935, AND 1930; CHICKEN EGGS PRODUCED AND CHICKENS RAISED 1939, 1934, AND 1929; AND CHICKENS SOLD, 1939 AND 1929; CLASSIFIED BY NUMBER ON HAND—Continued

(Chickens on hand over 4 months old Apr. 1, 1940 and over 3 months old Jan. 1, 1935 and Apr. 1, 1930)

STATE OR COUNTY AND NUMBER OF CHICKENS ON HAND	CHICKENS ON HAND						CHICKEN EGGS PRODUCED					CHICKENS RAISED						CHICKENS SOLD			
	Farms reporting			Number			Farms reporting		Dozens			Farms reporting			Number			Farms reporting		Number	
	1940 (Apr.1)	1935 (Jan.1)	1930 (Apr.1)	1940 (Apr. 1)	1935 (Jan. 1)	1930 (Apr. 1)	1939	1934	1939	1934	1929	1939	1934	1929	1939	1934	1929	1939	1929	1939	1929
IOWA—Contd.																					
Monona																					
Total	1,957	2,023	2,035	205,690	213,224	256,957	1,850	1,973	1,145,183	1,070,160	1,519,768	1,812	1,932	2,040	358,910	318,644	452,124	1,420	1,662	125,789	176,228
None	—	—	—	—	—	—	6	12	1,727	4,683	4,042	7	12	9	2,015	1,880	2,681	7	7	1,966	848
Under 25	109	109	213	1,826	1,875	6,323	86	93	9,435	14,353	45,671	78	82	213	7,952	4,410	16,775	40	92	4,382	5,796
25-49	212	212		7,583	7,470		185	199	43,334	41,655		168	181		16,630	13,692		84		4,875	
50-99	609	637	512	41,757	42,233	35,271	575	617	245,570	240,597	230,325	556	608	510	74,238	71,485	73,957	403	393	21,429	27,319
100-199	819	838	963	104,282	104,551	124,497	796	827	577,242	506,698	716,535	799	822	961	178,712	155,483	216,487	697	857	62,773	84,245
200-399	203	211	320	47,942	48,290	74,851	197	209	252,906	220,236	421,100	199	211	320	75,963	61,956	119,089	184	286	28,618	49,276
400 and over	5	16	27	2,300	8,805	16,015	5	16	14,969	41,938	102,095	5	16	27	3,400	9,738	23,135	5	27	1,746	8,744
Monroe																					
Total	1,501	1,614	1,582	129,190	120,726	181,726	1,417	1,564	865,832	847,557	1,166,106	1,399	1,514	1,543	208,668	224,052	285,731	1,036	1,261	76,887	124,550
None	—	—	—	—	—	—	9	14	3,337	2,768	675	10	19	5	4,020	1,574	302	12	4	3,946	176
Under 25	148	188	257	2,259	3,092	7,318	117	161	17,240	26,690	58,816	109	144	235	7,410	9,472	16,977	50	105	3,073	6,953
25-49	264	342		9,528	12,161		242	331	68,306	89,094		228	305		17,462	31,976		111		5,012	
50-99	498	610	430	33,967	38,948	29,570	475	593	220,875	273,789	198,161	472	586	420	59,077	83,329	56,395	346	333	19,488	22,011
100-199	495	397	669	60,594	48,354	87,033	480	390	400,042	333,961	549,803	486	384	659	92,460	75,346	136,693	425	605	33,746	60,225
200-399	91	75	207	20,820	17,101	48,505	89	74	140,672	120,555	296,541	89	74	205	26,510	20,605	65,804	88	196	11,000	30,395
400 and over	5	2	19	2,022	1,070	9,300	5	1	15,360	700	62,110	5	2	19	1,729	1,750	9,560	4	18	622	4,790
Montgomery																					
Total	1,509	1,592	1,552	168,546	182,800	210,980	1,449	1,565	1,094,747	1,331,985	1,316,958	1,377	1,508	1,550	273,076	338,801	358,244	1,225	1,377	113,131	172,510
None	—	—	—	—	—	—	16	11	7,423	7,715	4,335	13	14	9	2,450	3,280	2,530	15	9	1,726	1,946
Under 25	69	88	145	1,158	1,438	4,237	52	75	5,640	18,726	35,199	40	60	143	1,676	5,872	13,463	21	86	1,033	6,993
25-49	136	155		4,969	5,642		118	152	27,823	47,535		106	131		7,999	13,743		54		2,344	
50-99	444	424	361	30,958	29,239	25,308	419	415	199,741	241,460	175,216	389	400	355	54,534	65,633	50,140	346	301	21,673	22,617
100-199	696	700	705	91,218	91,205	94,075	684	692	579,147	651,634	585,446	669	682	704	153,057	163,558	166,295	628	657	62,359	80,507
200-399	154	216	314	35,793	50,791	74,820	150	211	243,827	332,235	441,903	151	212	312	48,810	81,515	108,891	151	297	21,096	51,311
400 and over	10	9	27	4,450	4,485	12,540	10	9	31,146	32,680	74,859	9	9	27	4,550	5,200	16,925	10	27	2,900	9,136
Muscatine																					
Total	1,610	1,676	1,730	154,653	179,745	206,423	1,446	1,554	860,892	871,055	1,425,326	1,411	1,557	1,716	254,334	278,109	390,194	1,139	1,433	113,622	173,610
None	—	—	—	—	—	—	12	3	5,317	741	3,975	9	5	13	2,349	505	2,988	13	12	1,879	2,578
Under 25	139	127	285	2,012	2,144	8,326	96	89	12,247	9,073	68,015	85	84	269	6,304	4,481	20,984	35	141	3,225	10,203
25-49	235	203		8,286	7,193		191	177	43,174	28,207		182	172		14,420	11,491		110		4,990	
50-99	543	510	453	36,483	34,030	30,324	489	486	208,516	149,160	212,074	472	481	445	63,778	53,184	59,260	370	353	28,467	27,354
100-199	541	619	698	69,124	79,071	92,172	509	595	369,849	396,794	611,928	517	601	695	115,989	127,120	152,159	476	647	51,424	75,713
200-399	142	197	271	33,353	46,427	64,051	139	186	185,745	220,266	446,325	136	194	271	43,929	67,711	139,467	126	258	19,959	51,663
400 and over	10	20	23	5,395	10,880	11,550	10	20	36,044	66,814	83,009	10	20	23	7,565	13,617	15,336	9	22	3,678	6,099
O'Brien																					
Total	1,870	1,902	1,922	288,146	311,655	324,928	1,792	1,855	1,897,482	1,604,224	1,937,289	1,670	1,780	1,905	460,343	422,818	483,841	1,452	1,645	184,763	213,433
None	—	—	—	—	—	—	7	3	1,233	5,440	1,290	7	4	2	1,722	1,255	700	9	3	1,220	878
Under 25	43	42	83	658	664	2,660	29	32	4,293	9,166	21,353	17	21	81	2,643	2,213	5,942	11	32	1,407	1,667
25-49	94	95		3,413	3,290		78	83	23,004	21,760		55	62		3,939	5,353		21		1,488	

50-99	316	277	296	21,612	19,096	20,968	288	264	139,683	104,403	152,708	238	244	288	32,126	27,789	36,375	177	208	12,349	14,534
100-199	814	809	810	110,606	109,480	110,960	794	796	741,391	545,797	687,900	768	780	804	186,130	151,393	169,707	677	708	71,252	71,925
200-399	575	627	675	139,062	153,341	163,503	568	625	885,617	758,915	928,008	557	617	673	214,773	201,655	230,110	529	640	89,320	105,667
400 and over	28	52	58	12,795	25,784	26,837	28	52	102,261	158,743	146,030	28	52	57	19,010	33,160	41,007	28	54	7,727	18,762
Osceola																					
Total	1,247	1,271	1,255	204,241	206,281	207,949	1,209	1,263	1,224,253	999,593	1,241,752	1,126	1,193	1,249	319,154	259,491	308,299	1,013	1,063	147,413	136,465
None	------	------	-----	-------	-------	-------	12	3	14,117	180	600	6	2	2	7,390	30	400	8	2	6,702	400
Under 25	21	28	68	288	519	2,248	13	27	1,477	4,572	17,110	7	16	66	135	1,026	5,299	3	32	107	1,774
25-49	48	55		1,668	1,933		42	53	10,014	12,698		28	41		3,764	2,434		15		2,096	
50-99	184	204	192	12,937	13,989	13,150	168	200	79,345	71,157	85,044	138	179	191	18,561	16,470	20,461	101	122	7,517	7,496
100-199	570	529	529	78,167	70,850	72,153	555	525	454,007	338,383	455,165	533	507	525	128,076	87,952	111,638	489	459	57,761	49,076
200-399	398	419	428	97,606	102,045	102,918	393	419	569,444	487,852	571,741	388	412	427	142,480	127,434	143,001	371	411	65,125	64,264
400-799	23	36	(1)	10,975	16,945	(1)	23	36	65,334	84,751	(1)	23	36	(1)	13,848	24,145	(1)	23	(1)	5,580	(1)
800 and over	3	------	(1)	2,600	--------	(1)	3	-----	30,515	---------	(1)	3	-----	(1)	4,900	--------	(1)	3	(1)	2,525	(1)
400-699	22	35	36	10,275	16,245	15,780	22	35	61,874	82,051	100,692	22	35	36	13,348	22,845	26,200	22	35	5,380	13,225
700 and over	4	1	2	3,300	700	1,700	4	1	33,975	2,700	11,400	4	1	2	5,400	1,300	1,300	4	2	2,725	230
Page																					
Total	1,959	2,128	2,051	210,867	231,214	256,687	1,844	2,058	1,267,579	1,329,534	1,622,143	1,810	2,045	2,058	381,115	462,258	450,961	1,518	1,699	159,293	203,552
None	------	------	-----	-------	-------	-------	5	18	17,717	4,675	11,391	16	24	20	4,821	3,480	3,838	17	20	4,315	3,002
Under 25	118	157	256	1,882	2,411	7,480	75	123	10,128	21,330	59,166	75	119	254	8,390	11,670	20,624	36	109	4,528	8,557
25-49	209	223		7,562	8,063		183	207	46,174	53,796		168	198		18,450	21,883		119		8,490	
50-99	588	595	501	41,175	41,233	34,657	555	572	248,437	260,020	254,002	539	568	498	81,853	92,066	70,934	424	391	30,381	31,065
100-199	820	900	921	106,473	116,391	120,866	802	888	631,038	658,392	756,693	790	887	915	186,681	225,760	205,158	719	829	76,469	96,504
200-399	216	235	353	49,374	54,171	82,759	216	233	286,940	278,378	458,085	214	232	352	73,170	91,912	139,963	195	332	31,563	58,281
400 and over	8	18	20	4,401	8,945	10,925	8	17	27,145	52,943	82,806	8	17	19	7,750	15,487	10,444	8	18	3,547	6,143
Palo Alto																					
Total	1,779	1,830	1,793	294,148	284,766	303,598	1,705	1,780	1,855,147	1,429,470	1,770,442	1,571	1,684	1,788	469,117	382,182	435,198	1,387	1,570	184,451	189,210
None	------	------	-----	-------	-------	-------	4	7	2,268	3,955	8,768	3	7	10	410	1,197	2,030	2	9	169	830
Under 25	45	63	104	631	943	3,295	36	46	3,437	5,786	23,482	23	34	102	1,761	1,707	9,099	14	56	1,126	3,517
25-49	84	97		2,934	3,430		68	92	15,247	19,295		47	78		3,501	6,417		23		942	
50-99	294	351	272	20,246	23,289	18,711	275	337	126,679	117,286	138,613	218	299	266	28,652	30,961	33,459	165	193	11,325	13,191
100-199	708	742	763	95,536	99,172	102,429	682	726	592,185	480,258	572,112	656	701	758	162,569	133,553	153,261	583	672	62,702	63,436
200-399	582	518	583	141,001	128,129	143,478	575	514	890,103	635,759	825,705	559	508	581	226,154	166,089	191,883	541	572	90,765	88,785
400-799	61	56	(1)	27,700	26,803	(1)	60	55	182,753	149,131	(1)	60	54	(1)	40,500	37,058	(1)	54	(1)	15,266	(1)
800 and over	5	3	(1)	6,100	3,000	(1)	5	3	42,475	18,000	(1)	5	3	(1)	5,570	5,200	(1)	5	(1)	2,156	(1)
400-699	58	51	64	25,550	23,253	28,535	57	50	166,600	134,081	160,413	57	50	64	38,050	32,308	35,051	53	62	14,266	15,443
700-999	4	7	4	2,950	5,250	3,450	4	7	23,353	25,250	21,849	4	6	4	2,950	7,950	4,350	2	3	1,200	1,560
1000 and over	4	1	3	5,300	1,300	3,700	4	1	35,275	7,800	19,500	4	1	3	5,070	2,000	6,065	4	3	1,956	2,448
Plymouth																					
Total	2,717	2,716	2,710	382,451	392,127	446,176	2,594	2,644	2,089,941	1,906,512	2,488,424	2,509	2,553	2,689	611,067	553,479	675,982	2,101	2,266	221,058	268,090
None	------	------	-----	-------	-------	-------	10	11	10,397	3,270	1,431	8	11	4	2,275	1,644	775	9	4	2,234	490
Under 25	71	78	165	1,065	1,304	5,002	51	65	4,558	11,099	36,800	37	47	157	3,863	3,766	12,238	18	62	2,020	4,000
25-49	185	225		6,433	8,003		154	205	29,124	37,460		136	171		12,627	13,279		69		3,699	
50-99	548	552	406	37,551	37,249	27,353	505	528	209,592	181,890	173,827	469	504	398	63,790	61,702	49,280	319	268	20,153	18,162
100-199	1,199	1,091	1,176	158,969	143,776	158,852	1,171	1,075	844,780	680,737	895,212	1,162	1,063	1,168	266,989	210,041	253,172	1,032	1,000	93,265	95,745
200-399	675	703	864	159,773	167,379	211,599	665	695	880,855	823,284	1,140,157	659	692	863	237,423	224,637	300,909	618	805	90,291	122,698
400 and over	39	67	99	18,660	34,416	43,370	38	65	110,635	168,772	240,997	38	65	99	24,100	38,410	59,608	36	97	9,396	26,995
Pocahontas																					
Total	1,912	1,999	2,028	285,021	318,505	331,115	1,812	1,975	1,613,791	1,568,067	1,809,419	1,727	1,888	2,021	452,837	447,191	516,935	1,537	1,745	185,815	226,778
None	------	------	-----	-------	-------	-------	6	7	2,584	4,745	---------	2	5	2	170	1,865	2,900	5	2	494	2,860
Under 25	49	42	116	785	728	3,706	33	32	4,390	5,651	26,793	25	24	111	2,958	1,025	8,614	14	55	1,296	3,147
25-49	92	104		3,295	3,656		75	98	16,383	23,015		61	80		5,261	6,519		31		1,753	
50-99	341	355	331	23,158	23,565	23,133	310	347	129,502	128,099	135,755	271	317	329	36,612	36,232	45,793	197	247	12,435	20,735
100-199	890	842	878	120,030	111,816	118,127	859	838	680,542	541,669	650,949	838	811	878	204,266	166,512	198,737	776	775	82,034	82,357
200-399	509	599	641	121,107	147,127	158,115	498	596	681,764	711,824	820,003	499	594	639	181,738	198,065	221,881	485	606	76,925	98,560
400 and over	31	57	(1)	16,646	31,613	(1)	31	57	98,626	153,064	(1)	31	57	(1)	21,832	36,973	(1)	29	(1)	10,878	(1)
400-699	28	53	60	12,396	22,913	26,634	28	53	76,771	128,230	165,019	28	53	60	15,982	28,923	32,860	26	58	7,775	16,077
700 and over	3	4	2	4,250	8,700	1,400	3	4	21,855	24,834	10,900	3	4	2	5,850	8,050	6,150	3	2	3,103	3,042

[1] Comparison with later censuses may be found in groups below beginning with 400-699.

COUNTY TABLE 1.—CHICKENS ON FARMS 1940, 1935, AND 1930; CHICKEN EGGS PRODUCED AND CHICKENS RAISED 1939, 1934, AND 1929; AND CHICKENS SOLD, 1939 AND 1929; CLASSIFIED BY NUMBER ON HAND—Continued

(Chickens on hand over 4 months old Apr. 1, 1940 and over 3 months old Jan. 1, 1935 and Apr. 1, 1930)

STATE OR COUNTY AND NUMBER OF CHICKENS ON HAND	CHICKENS ON HAND						CHICKEN EGGS PRODUCED					CHICKENS RAISED						CHICKENS SOLD			
	Farms reporting			Number			Farms reporting		Dozens			Farms reporting			Number			Farms reporting		Number	
	1940 (Apr. 1)	1935 (Jan. 1)	1930 (Apr. 1)	1940 (Apr. 1)	1935 (Jan. 1)	1930 (Apr. 1)	1939	1934	1939	1934	1929	1939	1934	1929	1939	1934	1929	1939	1929	1939	1929
IOWA—Continued																					
Polk																					
Total	2,584	2,874	2,842	253,727	273,573	326,234	2,323	2,680	1,621,020	1,387,995	2,123,332	2,275	2,567	2,828	459,091	447,257	595,166	1,557	2,049	189,388	261,721
None	—	—	—	—	—	—	20	17	11,841	6,357	16,364	37	22	22	11,743	4,506	11,208	27	20	13,940	8,278
Under 25	353	445	638	5,371	6,752	17,706	258	346	32,895	33,529	142,623	239	287	623	16,741	18,574	48,256	70	269	6,157	16,690
25-49	371	440		13,146	15,243		322	399	79,977	65,427		294	369		29,826	30,939		123		8,083	
50-99	713	739	742	47,687	48,136	50,272	641	708	281,850	225,817	309,406	631	691	732	91,296	87,271	95,370	409	486	32,413	34,456
100-199	840	899	987	108,068	113,280	127,932	788	864	701,280	560,967	798,982	786	857	978	180,594	169,442	217,340	664	829	70,378	92,039
200-399	289	325	415	67,755	77,537	99,075	276	321	440,167	428,684	670,373	270	317	413	104,866	113,895	167,965	248	390	45,711	84,785
400 and over	18	26	(1)	11,700	12,625	(1)	18	25	73,010	67,214	(1)	18	24	(1)	24,025	22,630	(1)	16	(1)	12,703	(1)
400-699	15	23	51	6,700	10,175	23,491	15	22	52,010	58,117	134,613	15	21	51	11,400	17,205	40,719	13	47	5,653	19,075
700 and over	3	3	9	5,000	2,450	7,758	3	3	21,000	9,097	50,971	3	3	9	12,625	5,425	14,308	3	8	7,050	6,398
Pottawattamie																					
Total	3,380	3,788	3,760	397,600	422,300	504,033	3,234	3,684	2,484,644	2,153,264	3,181,039	3,005	3,665	3,726	703,947	799,172	842,805	2,449	2,835	277,183	344,650
None	—	—	—	—	—	—	31	40	15,510	9,926	3,103	26	57	9	4,673	7,160	1,114	31	9	4,396	593
Under 25	214	371	528	3,398	6,035	15,508	157	283	18,849	39,243	122,192	121	297	500	9,400	23,156	37,841	42	178	3,082	11,843
25-49	353	445		12,390	15,916		314	426	71,949	91,848		259	402		23,869	38,533		125		7,321	
50-99	846	961	783	58,271	64,152	53,331	796	938	342,928	321,857	376,094	727	932	774	107,340	137,241	103,617	523	506	38,550	35,601
100-199	1,398	1,383	1,566	182,014	179,509	208,406	1,370	1,373	1,137,082	912,680	1,321,055	1,324	1,355	1,562	334,624	342,023	359,476	1,207	1,317	129,155	147,091
200-399	532	592	818	123,747	138,276	193,704	529	588	773,469	684,862	1,148,539	511	587	816	196,466	223,014	295,042	486	762	81,418	126,659
400-799	34	34	(1)	15,270	16,612	(1)	34	34	104,857	83,728	(1)	34	33	(1)	23,915	25,745	(1)	32	(1)	10,961	(1)
800 and over	3	2	(1)	2,510	1,800	(1)	3	2	20,000	9,120	(1)	3	2	(1)	3,660	2,300	(1)	3	(1)	2,300	(1)
400-699	33	31	58	14,570	14,462	26,064	33	31	97,745	72,763	166,457	33	30	58	21,915	22,445	39,265	31	56	8,961	18,503
700 and over	4	5	7	3,210	3,950	7,020	4	5	27,112	20,085	43,599	4	5	7	5,660	5,600	6,450	4	7	4,300	4,360
Poweshiek																					
Total	2,023	2,093	2,137	250,807	227,525	304,717	1,897	2,037	1,482,236	1,501,828	1,900,563	1,860	1,991	2,021	444,147	359,158	512,970	1,680	1,878	212,774	263,374
None	—	—	—	—	—	—	11	28	6,915	7,786	3,110	11	25	7	2,090	3,587	1,237	14	6	2,759	1,165
Under 25	77	133	207	1,363	2,118	5,930	53	108	9,770	21,181	45,238	39	85	153	2,933	5,180	15,312	21	106	1,259	7,743
25-49	152	223		5,444	7,782		123	206	30,014	59,379		116	202		10,671	17,181		68		4,113	
50-99	483	595	429	33,500	39,526	30,157	439	570	192,256	294,590	196,134	420	557	391	62,654	68,843	58,901	362	355	27,286	29,640
100-199	963	858	924	127,359	109,951	124,528	929	844	734,804	704,446	784,058	928	842	900	229,196	171,664	215,298	880	858	106,874	109,398
200-399	330	277	546	75,441	64,972	130,932	324	274	458,358	394,626	788,117	328	273	540	119,713	87,623	202,422	317	523	61,281	105,953
400 and over	18	7	31	7,700	3,176	13,170	18	7	50,119	19,820	83,906	16	7	30	16,890	5,080	19,800	18	30	9,202	9,475
Ringgold																					
Total	1,683	1,869	1,809	195,248	184,653	265,205	1,616	1,818	1,174,105	1,024,847	1,618,112	1,549	1,824	1,795	271,556	299,099	379,306	1,301	1,528	106,016	170,408
None	—	—	—	—	—	—	16	35	6,914	11,546	1,040	11	47	5	1,118	7,236	700	22	5	1,908	706
Under 25	95	177	163	1,527	2,737	4,935	72	155	10,446	27,439	40,697	60	142	157	4,106	11,562	10,976	29	87	1,840	4,050
25-49	149	271		5,314	9,717		130	251	31,065	68,576		111	250		8,946	23,359		68		3,849	
50-99	438	557	374	30,229	36,383	25,693	413	533	184,887	212,759	179,078	396	538	369	47,117	70,606	46,055	307	279	17,385	18,646
100-199	751	644	755	99,003	82,420	100,548	739	628	607,601	449,012	608,457	727	627	749	140,267	119,288	152,806	655	661	53,012	64,986
200-399	241	211	475	55,355	49,156	115,314	237	207	310,728	238,864	685,558	235	211	473	65,902	63,248	148,111	212	458	26,379	72,320
400 and over	9	9	42	3,820	4,240	18,715	9	9	22,464	16,651	103,282	9	9	42	4,100	3,800	20,658	8	38	1,643	9,700

Sac																				
Total	1,946	1,906	1,805	283,835	292,167	297,022	1,864	1,882	1,872,978	1,372,545	1,801,797	1,801	1,800	1,801	516,830	459,308	460,956	1,655	1,528	227,055	193,336
None							5	1	1,795	1,095	2,500	3	2	3	798	625	1,000	3	2	854	150
Under 25	47	45	64	779	718	2,015	31	37	4,118	6,890	14,647	23	26	64	2,749	2,473	5,671	12	32	2,043	1,932
25-49	95	94		3,360	3,335		75	91	20,620	16,324		62	66		6,541	5,183		42		2,413	
50-99	335	293	270	23,781	20,171	18,372	313	291	168,626	96,999	114,027	293	266	266	45,025	36,973	34,498	233	189	18,006	13,282
100-199	929	899	829	123,361	119,406	109,880	907	894	850,250	587,389	747,375	890	876	827	240,506	200,140	180,503	851	723	105,359	77,080
200-399	515	529	598	121,494	127,318	143,945	508	522	758,795	569,625	797,260	505	519	597	206,606	186,464	208,378	490	543	92,453	88,466
400 and over	25	46	44	11,060	21,219	22,810	25	46	68,774	94,223	125,988	25	45	44	14,605	27,450	30,906	24	39	5,927	12,426
Scott																					
Total	2,060	2,173	2,148	238,809	266,897	300,670	1,967	2,107	1,465,937	1,341,676	1,933,693	1,862	2,018	2,119	442,549	434,297	528,555	1,501	1,824	211,872	247,543
None							17	6	9,432	1,252	300	23	6	3	39,551	9,319	220	23	1	39,446	30
Under 25	145	133	195	2,345	2,068	5,463	110	101	13,319	10,363	42,688	82	80	178	7,546	3,478	13,804	34	73	3,681	5,559
25-49	212	215		7,350	7,526		190	197	42,364	42,592		163	171		15,331	14,052		89		4,696	
50-99	516	515	442	34,872	34,594	30,242	486	503	207,078	180,221	222,887	444	476	436	61,155	58,883	62,249	307	325	23,194	25,334
100-199	858	892	1,016	113,204	114,947	134,103	838	883	693,703	565,490	851,943	825	871	1,009	195,751	185,076	238,362	751	947	84,687	111,369
200-399	306	388	447	70,193	92,332	105,692	303	387	427,976	446,202	627,428	303	384	445	104,795	139,679	166,251	276	433	43,138	81,003
400 and over	23	30	48	10,845	15,430	25,170	23	30	72,065	95,556	188,447	22	30	48	18,420	23,810	47,669	21	45	13,030	24,248
Shelby																					
Total	2,032	2,095	2,119	313,920	317,065	369,097	1,961	2,051	1,999,755	1,619,903	2,277,296	1,888	2,001	2,040	508,706	459,654	573,376	1,703	1,859	203,769	259,511
None							6	4	3,926	950	800	5	5	2	474	1,330	275	6	2	504	90
Under 25	35	49	113	568	833	3,553	25	39	2,985	4,568	26,936	13	29	91	810	1,783	7,903	7	47	359	2,881
25-49	77	109		2,740	3,861		66	101	17,252	19,475		53	84		11,599	7,554		31		8,349	
50-99	282	335	275	19,582	23,037	19,432	254	323	116,060	130,800	120,320	227	301	250	28,968	40,047	32,657	170	196	9,464	12,806
100-199	1,003	978	916	135,440	130,391	125,610	980	966	847,053	662,351	796,051	964	963	892	231,118	198,618	205,091	885	829	87,442	89,041
200-399	604	581	726	142,195	140,425	179,764	599	576	915,632	691,897	1,068,820	595	576	716	215,335	186,858	270,614	574	697	88,467	127,729
400 and over	31	43	89	13,395	18,518	40,738	31	42	96,847	109,862	264,369	31	43	89	20,402	23,464	56,836	30	88	9,184	26,964
Sioux																					
Total	2,882	2,893	2,896	573,795	619,835	609,301	2,754	2,823	4,246,660	3,601,875	4,057,003	2,510	2,644	2,810	779,276	839,393	823,614	2,095	2,523	331,932	352,776
None							16	4	14,192	4,350	7,400	11	8	4	9,260	26,415	1,500	16	5	10,016	1,125
Under 25	65	54	70	989	821	2,243	41	41	6,938	6,492	14,801	20	24	57	2,465	1,135	4,945	7	28	1,263	2,793
25-49	95	82		3,338	2,877		76	70	17,708	13,189		47	49		3,059	2,632		20		991	
50-99	302	283	272	20,390	19,105	18,679	274	267	136,617	105,772	135,836	241	212	243	31,535	22,027	30,822	123	169	9,045	11,637
100-199	898	826	914	123,176	111,613	126,176	852	809	833,399	597,547	840,973	757	747	882	174,638	149,874	181,904	609	767	64,533	72,254
200-399	1,330	1,372	1,409	338,372	353,165	355,783	1,303	1,361	2,562,281	2,101,476	2,345,076	1,244	1,332	1,395	454,394	467,189	468,107	1,149	1,330	197,685	200,802
400-799	189	272	(1)	85,130	123,479	(1)	189	268	660,725	751,299	(1)	187	268	(1)	101,175	165,521	(1)	171	(1)	48,399	(1)
800 and over	3	4	(1)	2,400	8,775	(1)	3	3	14,800	21,750	(1)	3	4	(1)	2,750	4,600	(1)				
400-699	187	265	223	83,680	118,579	99,850	187	261	651,025	728,942	672,267	185	261	221	99,175	159,562	127,786	167	216	46,024	59,925
700 and over	5	11	8	3,850	13,675	6,570	5	10	24,500	44,107	40,650	5	11	8	4,750	10,559	8,550	4	8	2,375	4,240
Story																					
Total	2,075	2,251	2,238	311,670	357,680	383,306	2,008	2,211	2,044,114	2,196,233	2,457,744	1,899	2,087	2,200	532,534	525,507	596,248	1,679	1,876	240,621	263,403
None							20	11	10,908	5,680	2,708	15	10	7	2,920	1,670	1,270	17	9	2,539	1,462
Under 25	70	76	151	1,083	1,217	4,443	46	64	9,683	11,497	34,119	38	41	139	3,977	2,611	13,601	15	80	2,062	6,266
25-49	124	136		4,341	4,842		102	121	32,511	34,125		92	98		9,470	8,752		54		3,823	
50-99	339	400	366	23,663	26,844	25,269	320	391	160,714	190,576	185,247	284	355	358	44,468	43,545	48,027	224	258	20,409	19,518
100-199	941	881	862	126,370	117,891	118,207	921	870	831,555	748,045	746,644	884	837	848	237,267	179,019	198,348	813	729	106,002	81,201
200-399	550	684	768	132,428	168,377	190,173	548	681	833,527	992,007	1,205,066	536	673	758	201,532	240,130	273,136	512	716	89,888	122,749
400-799	48	68	(1)	21,385	31,009	(1)	48	67	146,946	192,583	(1)	50	73	(1)	32,900	49,780	(1)	44	(1)	15,898	(1)
800 and over	3	6	(1)	2,400	7,500	(1)	3	6	18,270	21,720	(1)										
400-699	46	65	83	19,985	28,909	37,814	46	64	132,646	179,183	230,826	46	64	82	28,500	39,400	45,216	41	76	13,498	21,252
700 and over	5	9	8	3,800	9,600	7,400	5	9	32,570	35,120	53,134	4	9	8	4,400	10,380	16,650	3	8	2,400	10,955
Tama																					
Total	2,562	2,611	2,602	371,983	400,428	432,805	2,440	2,582	2,458,081	1,947,353	2,464,204	2,354	2,515	2,575	594,593	644,344	684,996	2,080	2,365	239,575	314,349
None							11	15	8,395	9,665	252	16	15	5	3,558	2,670	826	13	4	2,541	424
Under 25	80	85	168	1,232	1,310	4,810	54	74	9,618	11,213	35,155	43	59	155	3,745	3,670	13,187	25	100	1,635	5,921
25-49	160	149		5,577	5,255		133	136	36,155	30,734		109	126		9,787	10,781		66		3,134	

[1] Comparison with later censuses may be found in groups below beginning with 400-699.

COUNTY TABLE 1.—CHICKENS ON FARMS 1940, 1935, AND 1930; CHICKEN EGGS PRODUCED AND CHICKENS RAISED 1939, 1934, AND 1929; AND CHICKENS SOLD, 1939 AND 1929; CLASSIFIED BY NUMBER ON HAND—Continued

(Chickens on hand over 4 months old Apr. 1, 1940 and over 3 months old Jan. 1, 1935 and Apr. 1, 1930)

STATE OR COUNTY AND NUMBER OF CHICKENS ON HAND	CHICKENS ON HAND						CHICKEN EGGS PRODUCED					CHICKENS RAISED						CHICKENS SOLD			
	Farms reporting			Number			Farms reporting		Dozens			Farms reporting			Number			Farms reporting		Number	
	1940 (Apr. 1)	1935 (Jan. 1)	1930 (Apr. 1)	1940 (Apr. 1)	1935 (Jan. 1)	1930 (Apr. 1)	1939	1934	1939	1934	1929	1939	1934	1929	1939	1934	1929	1939	1929	1939	1929
IOWA—Continued																					
Tama—Continued																					
50-99	437	440	424	29,984	29,618	29,197	403	433	191,520	151,287	175,292	371	405	416	52,825	50,142	57,472	284	342	19,917	24,222
100-199	1,189	1,088	1,050	159,364	144,233	142,717	1,154	1,080	1,051,178	663,895	847,227	1,134	1,071	1,043	275,711	248,861	245,775	1,044	983	114,378	109,278
200-399	662	791	867	160,371	193,451	212,827	651	787	1,039,401	938,146	1,149,580	647	781	863	231,267	286,818	310,950	618	846	90,663	147,045
400 and over	34	58	93	15,455	26,561	43,254	34	57	121,814	142,413	256,698	34	58	93	17,700	41,402	56,786	30	90	7,307	27,459
Taylor																					
Total	2,033	2,092	2,095	231,836	228,039	281,276	1,907	2,011	1,385,538	1,182,832	1,838,978	1,858	2,014	2,060	368,624	380,709	453,859	1,557	1,758	151,840	206,678
None	—	—	—	—	—	—	8	42	2,380	13,020	3,233	14	43	5	2,955	6,789	625	12	4	1,461	296
Under 25	116	153	248	1,885	2,605	7,419	89	125	12,286	22,386	63,263	73	118	235	4,216	10,698	21,274	33	133	1,552	9,103
25-49	185	230		6,645	8,294		163	209	40,326	47,329		149	206		14,613	20,606		87		5,676	
50-99	568	564	498	38,784	38,435	35,209	529	522	236,132	204,796	271,694	514	529	488	67,059	73,861	67,369	391	399	22,989	30,215
100-199	891	894	876	115,385	115,910	117,029	851	866	678,428	587,142	751,748	841	870	863	182,813	185,373	193,980	777	773	78,084	86,751
200-399	253	238	439	59,132	56,735	105,849	247	234	336,842	284,006	660,472	248	235	435	82,618	76,652	150,426	239	417	33,945	71,075
400 and over	20	13	(1)	10,005	6,060	(1)	20	13	79,144	24,153	(1)	19	13	(1)	14,350	6,730	(1)	18	(1)	8,133	(1)
400-699	17	12	31	7,305	5,260	13,445	17	12	46,744	23,653	78,568	16	12	31	9,350	6,670	17,985	15	29	4,383	8,288
700 and over	3	1	3	2,700	800	2,325	3	1	32,400	500	10,000	3	1	3	5,000	60	2,200	3	3	3,750	950
Union																					
Total	1,480	1,517	1,529	162,120	151,076	202,126	1,392	1,499	988,489	1,113,708	1,263,564	1,358	1,477	1,514	249,114	242,445	312,329	1,121	1,247	99,464	139,377
None	—	—	—	—	—	—	11	29	3,315	18,037	7,515	14	34	13	2,373	5,683	1,750	14	12	1,726	1,358
Under 25	93	146	204	1,505	2,234	5,827	66	131	17,763	31,612	47,504	60	117	189	4,747	9,217	14,823	35	100	2,188	6,311
25-49	140	206		4,915	7,458		114	194	30,981	65,057		103	186		8,411	16,362		60		3,839	
50-99	443	420	334	30,256	27,619	23,207	416	408	175,110	204,359	156,026	407	402	328	50,017	49,427	43,680	300	231	17,311	16,090
100-199	624	570	659	82,034	71,916	87,744	606	564	496,583	499,170	531,352	601	567	653	126,602	108,511	134,991	548	598	49,752	60,667
200-399	170	169	314	38,745	39,253	76,098	169	168	230,354	275,767	459,717	163	165	313	52,289	49,995	103,875	155	289	22,678	48,341
400 and over	10	6	18	4,665	2,596	9,250	10	5	34,383	19,706	61,450	10	6	18	4,675	3,250	13,210	9	17	1,970	6,610
Van Buren																					
Total	1,641	1,751	1,794	184,273	177,826	260,755	1,581	1,693	1,144,813	1,143,848	1,824,685	1,526	1,652	1,744	260,273	289,615	404,354	1,153	1,603	105,302	205,605
None	—	—	—	—	—	—	6	21	1,679	7,637	7,507	10	27	19	1,226	4,711	2,484	8	18	934	1,803
Under 25	109	194	196	1,769	3,086	5,572	89	164	9,886	28,738	41,925	77	155	173	3,584	11,723	16,327	34	123	1,676	8,728
25-49	197	261		7,121	9,256		182	241	46,986	69,448		170	227		13,311	20,231		89		4,686	
50-99	502	554	410	34,704	36,540	28,601	490	536	208,946	223,809	215,194	460	518	389	52,147	67,027	56,658	334	338	17,039	27,797
100-199	622	549	709	80,682	68,720	94,641	606	539	483,466	419,604	624,679	604	537	692	108,758	106,542	152,346	507	656	41,562	75,631
200-399	185	161	427	44,772	39,956	104,851	182	160	291,861	243,064	722,972	179	156	419	54,548	52,046	141,296	157	416	23,035	73,505
400-799	23	27	(1)	10,375	13,018	(1)	23	27	66,739	86,698	(1)	23	27	(1)	11,099	16,275	(1)	24	(1)	16,370	(1)
800 and over	3	5	(1)	4,850	7,250	(1)	3	5	35,250	64,850	(1)	3	5	(1)	15,600	11,060	(1)				
400-699	23	27	48	10,375	13,018	22,565	23	27	66,739	86,698	176,530	23	27	48	11,099	16,275	28,543				
700-999	—	1	2	—	850	1,450	—	1	—	7,650	11,420	—	1	2	—	660	2,000	24	52	16,370	18,141
1000 and over	3	4	2	4,850	6,400	3,075	3	4	35,250	57,200	24,458	3	4	2	15,600	10,400	4,700				
Wapello																					
Total	1,790	1,871	1,882	153,114	145,163	211,879	1,618	1,793	936,370	927,976	1,383,574	1,602	1,740	1,856	254,315	277,049	357,943	1,212	1,519	105,690	160,922
None	—	—	—	—	—	—	10	25	3,509	5,940	1,990	11	30	10	1,746	5,904	671	9	9	1,391	455
Under 25	194	278	402	2,916	4,406	11,239	138	231	17,817	23,948	86,942	110	198	375	7,660	13,995	30,986	45	203	3,217	12,529
25-49	317	387		11,287	13,997		261	365	58,058	86,099		268	340		21,062	30,342		137		6,472	

50-99	605	635	528	40,414	41,981	36,640	553	619	234,913	266,487	240,698	560	608	523	67,951	83,645	70,602	419	436	25,198	32,168
100-199	567	467	697	71,857	57,163	91,482	550	451	455,871	366,007	583,279	547	460	695	117,146	103,211	151,246	502	651	49,871	69,698
200-399	100	94	227	22,937	22,415	52,248	99	92	143,379	144,935	359,163	99	94	225	33,300	34,076	78,864	93	215	16,891	38,497
400 and over	7	10	28	3,703	5,201	20,270	7	10	22,823	34,560	111,502	7	10	28	5,450	5,876	25,574	7	25	2,650	7,575
Warren																					
Total	2,190	2,310	2,380	208,232	189,579	283,134	2,048	2,186	1,148,687	1,022,658	1,733,423	2,043	2,144	2,334	338,835	333,675	459,178	1,577	1,842	135,195	193,249
None							10	24	2,425	5,439	3,440	13	27	10	2,022	4,335	1,680	15	5	1,560	670
Under 25	163	293	380	2,600	4,690	11,275	126	249	16,925	39,842	81,342	113	230	358	7,634	19,785	27,180	42	170	2,986	10,361
25-49	308	442		11,255	16,045		268	401	55,446	101,609		269	385		23,520	39,233		145		8,971	
50-99	726	763	639	48,789	50,196	43,960	680	730	252,972	277,111	264,128	678	714	626	88,575	89,685	80,327	517	457	32,543	28,371
100-199	823	680	1,006	104,340	84,411	133,458	799	654	593,737	427,072	816,558	803	658	988	162,844	134,399	215,888	705	875	65,747	90,754
200-399	162	122	326	37,718	28,430	77,631	157	118	205,824	138,708	449,476	159	121	323	48,870	40,174	109,653	145	306	20,073	49,983
400 and over	8	10	29	3,530	5,807	16,810	8	10	21,358	32,877	118,479	8	9	29	5,370	6,064	24,450	8	29	3,315	13,110
Washington																					
Total	2,109	2,279	2,238	250,329	309,317	332,570	2,013	2,245	1,799,043	1,612,881	2,127,702	1,882	2,176	2,226	426,154	472,142	527,173	1,654	1,967	194,777	251,877
None							16	12	7,384	3,812	4,953	24	11	13	3,871	2,157	2,628	26	13	3,288	1,883
Under 25	124	113	205	1,909	1,854	6,101	89	99	13,603	15,125	46,320	57	82	196	5,337	4,418	13,948	37	104	3,238	7,023
25-49	218	172		7,752	6,071		193	165	59,889	39,068		155	145		16,338	9,581		97		7,284	
50-99	525	537	434	36,618	36,231	30,252	498	530	276,559	196,924	222,259	451	506	427	65,883	64,285	62,138	370	336	29,569	29,419
100-199	888	909	967	115,704	121,579	130,878	868	898	850,540	625,133	850,018	851	891	959	199,564	189,250	214,626	793	897	86,603	103,766
200-399	338	506	575	80,144	121,129	138,209	333	499	536,807	610,572	801,985	330	499	574	121,311	170,606	197,533	317	561	55,578	93,566
400 and over	16	42	57	8,202	22,453	27,130	16	42	54,261	122,247	202,167	14	42	57	13,850	31,845	36,300	14	56	9,217	16,220
Wayne																					
Total	1,652	1,811	1,778	184,156	178,381	249,076	1,604	1,751	1,101,712	982,984	1,815,586	1,567	1,727	1,767	271,693	288,686	393,120	1,247	1,418	102,430	171,008
None							6	12	742	3,851	859	6	15	5	954	2,799	654	8	5	1,104	555
Under 25	77	143	210	1,191	2,404	6,330	57	119	7,866	25,943	51,575	54	109	201	2,950	9,656	14,122	20	103	1,329	5,326
25-49	151	219		5,500	7,941		138	206	34,072	51,384		127	204		9,459	18,719		71		3,081	
50-99	495	578	365	34,419	38,170	25,531	484	557	211,041	223,823	211,562	473	545	361	55,631	68,794	47,891	349	248	18,367	17,876
100-199	740	695	768	96,484	87,145	101,953	733	682	559,777	454,053	752,555	724	680	767	143,659	135,352	164,728	631	675	54,289	72,738
200-399	177	169	397	40,832	39,271	95,897	174	168	241,680	202,405	663,981	171	167	395	51,925	48,891	138,915	156	354	20,860	63,055
400 and over	12	7	38	5,730	3,450	19,365	12	7	46,534	21,525	135,054	12	7	38	7,115	4,475	26,810	12	33	3,400	11,458
Webster																					
Total	2,486	2,601	2,499	316,474	349,607	367,606	2,390	2,550	2,108,450	1,757,353	2,093,818	2,289	2,472	2,494	530,004	519,985	608,429	1,790	2,139	212,677	260,394
None							11	14	4,523	4,581	6,265	16	11	18	4,765	1,070	3,071	13	17	4,285	2,578
Under 25	136	111	217	2,259	1,774	6,489	105	89	17,283	16,783	46,733	93	74	206	4,988	6,606	15,725	29	109	1,952	5,441
25-49	207	209		7,320	7,471		183	191	47,496	45,575		159	172		13,201	12,313		60		4,299	
50-99	587	582	504	40,216	38,673	34,235	556	574	271,089	205,469	262,323	513	540	499	77,330	65,172	67,455	348	377	26,250	26,117
100-199	1,043	1,070	1,075	140,642	139,192	142,194	1,029	1,054	920,737	661,340	769,765	1,004	1,048	1,070	238,161	212,632	244,284	863	968	92,339	103,761
200-399	481	578	646	112,012	138,360	156,700	474	577	748,088	684,290	843,067	472	576	644	169,088	188,205	236,203	446	614	70,582	104,825
400 and over	32	51	57	14,025	24,137	27,988	32	51	99,234	139,315	165,665	32	51	57	22,471	33,987	41,711	31	54	12,970	17,672
Winnebago																					
Total	1,541	1,661	1,593	320,460	322,462	284,391	1,496	1,652	2,244,717	1,842,284	1,619,606	1,430	1,591	1,567	521,090	492,190	409,517	1,289	1,442	249,417	201,019
None							8	11	8,126	5,236	1,675	8	10	3	4,008	1,829	425	11	3	5,400	490
Under 25	27	40	105	439	574	3,148	20	35	4,238	7,639	23,130	16	24	94	840	3,505	7,355	5	63	226	3,232
25-49	44	78		1,492	2,658		35	76	11,015	25,018		34	64		2,685	5,953		15		1,218	
50-99	154	238	229	10,727	16,066	15,652	144	233	74,296	105,598	103,747	130	214	221	21,722	22,851	29,152	91	180	9,731	12,668
100-199	489	529	595	69,742	72,626	80,292	475	524	503,282	404,281	453,270	446	514	590	128,241	109,878	120,749	409	554	61,722	58,552
200-399	704	641	580	181,895	164,633	143,554	694	638	1,268,808	906,742	783,139	678	651	575	285,497	249,609	199,897	644	560	135,359	101,919
400-799	120	129	(1)	53,585	60,405	(1)	117	129	361,712	344,870	(1)	115	128	(1)	74,097	89,465	(1)	114	(1)	35,761	(1)
800 and over	3	6	(1)	2,600	5,500	(1)	3	6	13,240	42,900	(1)	3	6	(1)	4,000	9,100	(1)				
400-699	117	121	73	51,465	54,640	33,120	114	121	344,337	312,800	200,971	112	121	73	71,847	80,315	43,315	109	72	33,054	20,333
700 and over	6	14	11	4,700	11,265	8,625	6	14	30,615	74,970	53,674	6	13	11	6,250	18,250	8,424	5	10	2,707	3,825

[1] Comparison with later censuses may be found in groups below beginning with 400-699.

COUNTY TABLE 1.—CHICKENS ON FARMS 1940, 1935, AND 1930; CHICKEN EGGS PRODUCED AND CHICKENS RAISED 1939, 1934, AND 1929; AND CHICKENS SOLD, 1939 AND 1929; CLASSIFIED BY NUMBER ON HAND—Continued

(Chickens on hand over 4 months old Apr. 1, 1940 and over 3 months old Jan. 1, 1935 and Apr. 1, 1930)

STATE OR COUNTY AND NUMBER OF CHICKENS ON HAND	CHICKENS ON HAND						CHICKEN EGGS PRODUCED					CHICKENS RAISED						CHICKENS SOLD			
	Farms reporting			Number			Farms reporting		Dozens			Farms reporting			Number			Farms reporting		Number	
	1940 (Apr. 1)	1935 (Jan. 1)	1930 (Apr. 1)	1940 (Apr. 1)	1935 (Jan. 1)	1930 (Apr. 1)	1939	1934	1939	1934	1929	1939	1934	1929	1939	1934	1929	1939	1929	1939	1929
IOWA—Continued																					
Winneshiek																					
Total	2,722	2,816	2,775	367,255	396,942	394,490	2,597	2,762	2,447,217	2,153,343	2,315,019	2,452	2,666	2,727	567,085	559,273	562,782	2,219	2,423	259,908	253,087
None	—	—	—	—	—	—	15	8	11,265	5,181	2,843	14	9	4	2,646	1,122	760	15	4	2,299	574
Under 25	93	71	220	1,311	1,091	6,286	67	62	8,691	7,536	47,867	46	48	203	2,950	1,776	13,740	22	117	1,381	7,211
25-49	202	209		7,084	6,903		168	199	41,796	41,384		130	167		10,208	9,837		88		4,208	
50-99	304	590	588	41,677	40,291	41,672	559	575	259,048	218,155	253,102	504	539	569	62,631	52,782	63,778	434	463	28,546	26,378
100-199	1,227	1,243	1,264	164,419	163,629	168,148	1,199	1,219	1,079,059	877,685	966,174	1,167	1,209	1,252	271,212	240,139	245,683	1,095	1,165	125,296	113,401
200-399	557	637	654	134,244	154,183	156,394	550	633	900,018	825,206	892,305	552	631	650	191,828	212,984	209,236	529	625	85,999	90,406
400 and over	39	66	(1)	18,520	30,845	(1)	39	66	147,340	178,196	(1)	39	63	(1)	25,610	40,633	(1)	36	(1)	12,179	(1)
400-699	36	61	48	16,240	27,060	21,290	36	61	134,340	160,046	148,328	36	59	48	22,130	37,660	28,785	36	49	12,179	15,117
700 and over	3	5	1	2,280	3,785	700	3	5	13,000	18,150	4,400	3	4	1	3,480	2,973	800				
Woodbury																					
Total	2,805	3,021	2,976	295,327	323,397	359,270	2,635	2,877	1,682,756	1,556,727	2,155,127	2,554	2,786	2,900	484,141	474,231	625,726	1,805	2,169	156,272	235,051
None	—	—	—	—	—	—	20	20	7,529	4,803	3,147	30	26	21	4,667	2,476	2,685	15	14	2,138	1,720
Under 25	167	233	404	2,684	3,740	12,303	117	175	12,902	20,560	91,833	95	142	373	6,862	6,502	28,027	42	145	2,614	8,714
25-49	338	377		12,131	13,552		296	339	59,974	65,441		263	319		23,047	22,576		108		5,013	
50-99	840	876	809	57,384	58,023	55,574	793	831	322,613	266,914	356,971	760	802	781	97,876	89,979	139,679	474	529	29,476	43,040
100-199	1,153	1,126	1,246	146,961	142,959	161,325	1,108	1,106	836,861	701,401	914,930	1,105	1,096	1,219	237,752	209,091	268,016	902	1,024	75,746	103,445
200-399	291	377	485	68,127	88,321	113,788	286	374	389,028	418,353	669,979	286	370	476	103,427	123,192	163,759	250	430	37,535	66,432
400 and over	16	32	32	8,040	16,802	16,280	15	32	52,849	79,255	118,267	15	31	30	10,510	20,415	23,560	14	27	3,750	11,700
Worth																					
Total	1,432	1,423	1,409	254,251	233,576	221,193	1,345	1,411	1,784,198	1,267,448	1,270,688	1,300	1,369	1,410	435,332	370,204	355,728	1,226	1,285	234,930	181,255
None	—	—	—	—	—	—	8	6	13,300	2,723	6,075	6	4	10	2,633	491	1,905	9	8	3,206	1,293
Under 25	28	38	99	377	570	3,094	19	37	1,494	4,316	21,788	18	25	96	1,261	1,109	8,141	8	54	963	3,466
25-49	64	66		2,236	2,281		51	62	12,801	13,684		47	59		5,193	4,288		35		2,991	
50-99	204	242	262	14,076	16,593	18,305	182	236	80,463	93,921	101,073	160	225	260	21,253	25,392	31,661	134	210	10,687	14,566
100-199	568	592	602	78,082	79,016	80,907	540	589	528,262	422,534	458,117	528	575	598	145,116	122,854	132,734	500	583	78,764	67,224
200-399	492	425	399	123,047	106,079	96,972	470	422	853,000	561,381	542,035	468	421	399	206,753	168,420	148,207	466	384	110,297	75,892
400-799	71	59	(1)	31,793	28,237	(1)	70	58	272,388	164,989	(1)	68	59	(1)	44,663	46,650	(1)	69	(1)	22,522	(1)
800 and over	5	1	(1)	4,640	800	(1)	5	1	22,490	3,900	(1)	5	1	(1)	8,450	1,000	(1)	5	(1)	5,500	(1)
400-699	69	55	45	30,393	25,387	20,415	68	54	258,638	137,248	129,100	66	55	45	43,203	41,250	31,680	67	44	21,822	16,614
700 and over	7	5	2	6,040	3,650	1,500	7	5	36,240	31,641	12,500	7	5	2	9,910	6,400	1,400	7	2	6,200	2,200
Wright																					
Total	1,882	1,907	1,913	281,866	304,417	300,003	1,816	1,858	1,512,092	1,431,058	1,628,246	1,715	1,804	1,892	474,945	473,520	486,679	1,515	1,575	211,952	223,002
None	—	—	—	—	—	—	7	5	2,113	2,726	1,190	9	6	4	2,020	1,525	640	9	2	939	195
Under 25	56	44	134	902	675	4,216	45	38	5,042	5,148	28,542	32	25	124	1,492	2,101	13,727	10	69	885	6,735
25-49	110	100		3,804	3,640		93	89	20,704	16,894		71	75		7,774	5,434		45		3,900	
50-99	314	338	322	21,313	22,403	22,700	297	323	116,608	111,770	143,181	262	313	315	34,762	36,252	41,972	198	247	14,614	18,574
100-199	845	783	879	114,269	103,340	118,364	824	769	605,316	485,207	645,586	801	755	874	208,083	164,546	195,850	734	810	89,869	92,860
200-399	527	576	523	127,423	141,254	129,090	520	569	669,578	664,743	661,538	510	565	520	196,049	209,240	195,740	489	494	88,106	86,216
400 and over	30	66	55	14,155	33,105	25,633	30	65	92,731	164,570	148,209	30	65	55	24,765	54,422	38,750	30	53	13,639	18,422

KANSAS																				
Total	135,468	155,735	151,838	12,493,551	15,140,543	19,127,922	129,110	151,053	84,689,649	91,384,584	135,541,898	125,609	144,115	149,166	23,903,335	29,034,488	33,650,321	86,513	111,565	7,427,934	12,816,459
None	-----	-----	-----	-----	-----	-----	903	1,109	372,095	369,977	382,179	1,083	1,309	530	304,528	213,756	115,979	978	514	249,423	87,329
Under 25	13,993	17,176	25,497	237,905	286,510	749,921	11,345	14,821	1,547,262	2,010,104	5,933,997	10,055	12,520	23,976	917,601	1,095,500	2,196,749	4,253	10,735	309,733	773,487
25-49	23,245	25,965		864,915	948,459		21,342	24,610	5,353,955	5,713,176		20,173	22,658		2,292,387	2,611,883		10,504		593,714	
50-99	43,972	46,076	38,295	2,970,859	3,054,064	2,634,818	42,242	44,799	19,061,603	17,954,722	19,064,922	41,375	43,067	37,422	6,494,283	6,993,403	5,849,751	27,495	25,655	1,734,268	2,006,562
100-199	42,336	48,475	57,741	5,399,548	6,150,217	7,564,266	41,457	47,827	36,207,651	35,869,830	52,282,610	41,192	46,946	57,177	9,456,813	11,205,352	13,662,546	32,819	47,437	2,858,957	5,081,088
200-399	11,162	16,587	27,266	2,631,451	3,951,045	6,618,225	11,089	16,441	18,931,284	24,297,460	45,599,298	10,980	16,212	27,050	3,869,768	5,825,175	9,659,130	9,666	24,408	1,404,105	3,848,637
400-799	708	1,342	(1)	330,871	632,308	(1)	703	1,335	2,701,270	4,307,427	(1)	702	1,311	(1)	452,756	888,974	(1)	656	(1)	205,964	(1)
800-1599	45	105	(1)	41,832	98,140	(1)	42	102	379,710	721,101	(1)	42	104	(1)	81,249	171,045	(1)	40	(1)	53,699	(1)
1600-3199	7	8	(1)	16,170	15,800	(1)	7	8	134,809	138,962	(1)	7	8	(1)	33,950	29,300	(1)	7	(1)	18,071	(1)
3200 and over	-----	1	(1)	-----	4,000	(1)	-----	1	-----	1,825	(1)	-----	-----	(1)	-----	-----	(1)	-----	(1)	-----	(1)
400-699	684	1,276	2,725	513,474	585,268	1,246,966	680	1,269	2,551,879	4,016,460	9,616,536	679	1,245	2,702	426,293	820,764	1,738,983	635	2,521	193,036	787,926
700-999	50	134	213	39,292	104,330	164,796	48	131	342,467	704,741	1,359,763	47	134	209	74,487	153,340	221,667	44	202	43,419	111,978
1000-2499	24	44	94	31,007	53,650	124,741	22	44	288,907	444,414	1,038,043	23	43	93	59,875	114,715	173,316	22	86	37,008	95,551
2500 and over	2	2	7	5,100	7,000	24,189	2	2	32,536	3,700	264,550	2	1	7	7,300	500	32,200	2	7	4,271	24,101
Allen																					
Total	1,796	1,974	1,886	161,523	212,920	237,254	1,684	1,930	1,018,970	1,363,932	1,910,755	1,574	1,779	1,845	253,259	351,992	383,379	1,063	1,439	84,300	160,517
None	-----	-----	-----	-----	-----	-----	10	15	5,456	6,820	3,550	12	16	6	9,318	2,475	1,050	9	5	8,785	710
Under 25	199	185	338	3,442	3,086	9,640	162	163	22,321	20,286	91,313	127	130	317	9,949	11,531	28,603	64	160	4,941	13,562
25-49	313	292		11,603	10,629		277	279	69,465	82,773		239	236		21,957	27,507		124		6,631	
50-99	548	526	424	36,839	35,255	29,498	520	505	215,672	226,507	242,299	490	469	411	60,636	69,716	59,607	312	315	15,949	23,091
100-199	599	676	747	76,080	86,295	97,103	580	673	481,987	530,683	779,236	573	640	738	107,665	136,549	156,749	445	614	32,244	63,888
200-399	132	262	339	31,259	61,580	82,327	130	262	205,119	404,061	649,882	128	256	337	41,384	80,614	115,130	106	311	14,610	49,229
400 and over	5	33	38	2,300	16,075	18,686	5	33	18,950	92,802	144,475	5	32	36	2,350	23,600	22,240	3	34	1,140	10,037
Anderson																					
Total	1,533	1,746	1,777	161,901	197,522	251,371	1,434	1,596	1,040,636	1,418,701	1,854,241	1,418	1,551	1,758	274,130	344,504	419,835	1,045	1,402	95,293	189,029
None	-----	-----	-----	-----	-----	-----	5	10	7,280	7,320	3,700	9	13	4	8,965	2,050	895	5	5	8,495	350
Under 25	126	131	225	2,171	2,090	6,530	90	89	13,061	15,987	47,575	95	88	215	7,578	9,209	18,071	46	103	2,973	7,682
25-49	194	230		7,016	8,240		168	200	35,863	54,168		165	189		15,501	23,209		87		4,953	
50-99	443	479	373	30,562	31,405	25,736	419	432	178,679	241,125	201,123	403	419	364	57,370	70,085	51,050	287	252	17,304	19,836
100-199	581	613	725	75,521	79,711	97,283	564	584	487,089	536,576	721,784	561	568	723	122,620	135,621	169,545	453	624	37,520	73,757
200-399	179	268	406	42,056	63,926	98,990	178	257	282,329	468,126	705,972	176	249	405	57,896	89,067	151,819	159	375	22,108	72,350
400 and over	10	25	48	4,575	12,150	22,832	10	24	36,335	95,399	174,087	9	25	47	4,200	15,263	28,455	8	43	1,940	15,054
Atchison																					
Total	1,531	1,685	1,660	131,386	143,322	205,280	1,446	1,608	831,744	663,553	1,426,644	1,435	1,603	1,652	248,623	302,217	384,703	1,068	1,358	84,410	182,575
None	-----	-----	-----	-----	-----	-----	20	15	9,980	2,674	525	26	27	6	4,201	2,375	815	22	7	3,266	779
Under 25	175	216	255	2,915	3,480	7,490	137	181	16,554	16,287	65,148	124	169	250	7,943	14,444	23,294	45	120	1,848	10,318
25-49	271	297		9,716	10,449		245	274	55,630	44,874		237	263		20,479	32,537		127		5,560	
50-99	505	541	419	33,695	35,408	27,761	477	522	210,709	148,197	196,514	481	520	414	75,270	81,497	69,035	370	331	23,749	30,727
100-199	477	513	691	59,139	63,601	89,174	465	499	371,507	292,056	627,254	469	508	689	106,935	124,176	170,327	416	623	35,984	83,158
200-399	96	109	265	21,921	25,184	63,555	96	108	140,489	123,619	411,393	92	107	263	29,895	41,138	96,414	83	248	12,293	45,071
400 and over	7	9	30	4,000	5,200	17,300	6	9	26,875	35,846	125,810	6	9	30	3,900	6,050	24,818	5	29	1,710	12,522
Barber																					
Total	869	992	967	73,689	93,228	128,026	856	974	503,679	584,768	906,510	840	881	896	166,193	192,724	223,110	502	578	40,880	65,486
None	-----	-----	-----	-----	-----	-----	9	5	2,813	842	200	11	5	1	1,530	445	100	7	1	705	65
Under 25	107	116	134	1,797	1,955	3,805	96	106	16,361	12,554	23,666	92	70	101	9,213	7,132	10,740	38	36	3,124	2,561
25-49	172	175		6,406	6,512		159	168	38,679	44,849		155	143		19,947	18,566		63		3,767	
50-99	313	320	253	21,420	20,901	17,312	300	315	146,061	127,999	129,415	291	301	232	52,197	51,121	38,242	174	127	13,084	10,636
100-199	234	270	373	29,960	34,721	49,190	229	269	197,516	200,821	347,528	228	254	362	60,381	65,966	91,900	170	251	13,748	26,172
200 and over	63	111	207	14,10	29,139	57,719	63	111	102,249	197,703	405,701	63	108	200	22,925	49,494	82,128	50	163	6,452	26,052
Barton																					
Total	1,445	1,563	1,547	121,270	170,354	198,000	1,417	1,521	1,001,355	1,004,143	1,341,609	1,382	1,482	1,532	291,618	365,770	418,621	988	1,221	83,996	136,679
None	-----	-----	-----	-----	-----	-----	7	2	3,265	860	325	9	4	2	1,835	487	145	11	1	1,151	75
Under 25	125	94	152	2,140	1,611	4,692	110	75	19,315	11,677	37,573	96	66	143	10,556	5,671	14,872	47	66	3,908	4,007
25-49	266	182		10,262	6,795		255	173	81,093	35,045		242	162		35,683	20,931		133		8,086	

[1] Comparison with later censuses may be found in groups below beginning with 400-699.

COUNTY TABLE 1.—CHICKENS ON FARMS 1940, 1935, AND 1930; CHICKEN EGGS PRODUCED AND CHICKENS RAISED 1939, 1934, AND 1929; AND CHICKENS SOLD, 1939 AND 1929; CLASSIFIED BY NUMBER ON HAND—Continued

(Chickens on hand over 4 months old Apr. 1, 1940 and over 3 months old Jan. 1, 1935 and Apr. 1, 1930)

STATE OR COUNTY AND NUMBER OF CHICKENS ON HAND	CHICKENS ON HAND						CHICKEN EGGS PRODUCED					CHICKENS RAISED						CHICKENS SOLD			
	Farms reporting			Number			Farms reporting		Dozens			Farms reporting			Number			Farms reporting		Number	
	1940 (Apr.1)	1935 (Jan.1)	1930 (Apr.1)	1940 (Apr. 1)	1935 (Jan. 1)	1930 (Apr. 1)	1939	1934	1939	1934	1929	1939	1934	1929	1939	1934	1929	1939	1929	1939	1929
KANSAS—Con.																					
Barton—Con.																					
50-99	579	484	416	39,622	33,241	29,702	571	470	334,252	194,108	204,574	564	459	410	104,164	90,291	77,152	393	293	26,076	22,198
100-199	401	604	693	50,467	78,750	91,924	400	602	406,864	454,110	625,440	397	594	693	109,183	168,713	205,049	334	604	33,502	67,083
200-399	68	191	275	15,959	46,177	66,327	68	191	129,737	284,139	421,585	68	189	273	25,747	73,077	113,823	64	247	8,739	40,015
400 and over	6	8	11	2,820	3,780	5,355	6	8	26,829	24,404	52,112	6	8	11	4,450	6,600	7,580	6	10	2,532	3,301
Bourbon																					
Total	1,972	2,204	2,088	164,705	185,778	212,536	1,852	2,108	1,037,287	1,084,455	1,370,176	1,800	2,040	2,076	267,124	348,411	392,720	1,312	1,456	88,273	132,509
None							17	13	6,942	10,755	400	13	13	6	3,049	2,255	888	18	6	3,182	771
Under 25	189	241	423	3,335	3,912	12,775	142	199	17,846	25,016	99,829	126	175	413	8,602	17,262	34,182	73	175	3,328	10,978
25-49	381	395		14,485	14,195		339	376	81,962	105,783		327	348		28,754	39,520		190		7,746	
50-99	703	761	643	46,564	49,426	43,796	673	736	284,170	302,844	295,551	658	723	639	82,850	105,869	79,501	463	440	24,956	28,360
100-199	591	655	803	73,295	79,875	101,689	577	636	472,819	447,443	624,705	571	633	800	108,579	133,436	211,080	473	650	35,214	63,286
200-399	99	139	197	22,666	31,995	44,596	95	136	140,588	159,049	274,540	96	136	196	30,790	44,034	54,064	87	163	11,816	21,839
400 and over	9	13	22	4,360	6,375	9,680	9	12	32,960	33,565	75,151	9	12	22	4,500	6,035	13,005	8	22	2,031	7,275
Brown																					
Total	1,853	2,123	2,067	155,827	183,267	224,238	1,757	2,080	900,688	1,016,924	1,595,495	1,746	2,051	2,051	342,694	397,153	455,936	1,361	1,747	130,187	206,712
None							12	18	5,604	3,501	1,965	17	27	5	22,382	2,960	1,650	15	5	19,473	1,000
Under 25	160	249	344	2,661	3,873	10,633	121	215	13,664	33,020	82,758	104	202	332	8,594	18,089	35,403	41	198	1,898	14,348
25-49	331	367		12,318	13,495		297	359	63,551	78,342		298	338		32,841	38,503		177		10,298	
50-99	697	692	641	47,653	46,401	43,975	673	678	252,430	259,608	333,267	674	682	637	104,432	116,210	110,035	538	534	34,826	46,924
100-199	579	666	852	71,878	82,911	110,351	568	661	423,639	451,630	785,874	568	655	848	136,910	163,936	222,487	508	793	47,829	104,515
200-399	80	142	212	18,517	32,972	49,329	80	142	121,490	177,078	333,699	79	140	211	30,235	52,399	77,111	76	201	12,613	36,124
400 and over	6	7	18	2,800	3,615	9,950	6	7	20,310	13,745	57,932	6	7	18	7,300	5,056	9,250	6	16	3,250	3,801
Butler																					
Total	2,249	2,525	2,466	183,476	216,267	278,963	2,028	2,438	1,261,875	1,411,864	2,072,148	2,010	2,304	2,405	355,425	377,535	482,428	1,243	1,533	104,536	151,733
None							12	19	4,023	7,125	700	10	16	3	1,225	2,220	850	11	4	587	565
Under 25	258	269	453	4,246	4,659	13,226	172	234	26,143	41,271	108,991	160	194	420	15,792	14,207	34,380	61	151	5,251	8,748
25-49	444	422		16,093	15,001		385	395	102,402	106,171		368	354		42,394	36,000		175		10,042	
50-99	800	915	678	53,055	59,447	45,517	736	893	336,634	412,372	336,396	747	857	660	111,727	116,498	95,266	443	365	29,287	23,846
100-199	599	733	955	73,884	89,379	122,635	578	718	509,720	583,167	931,146	579	708	949	128,323	150,309	218,830	422	700	36,491	70,934
200-399	141	170	349	32,964	39,537	82,700	138	163	251,459	216,630	585,337	139	159	343	51,519	49,824	114,852	124	288	21,543	40,870
400 and over	7	16	31	3,234	8,244	14,885	7	16	31,494	45,128	109,578	7	16	30	4,445	8,477	18,250	7	25	1,335	6,770
Chase																					
Total	680	780	765	75,322	84,426	115,096	652	760	509,997	547,897	855,348	619	735	749	128,047	167,217	168,981	370	507	35,009	55,535
None							2	2	1,900	1,342		2	4	1	452	1,075	300	3	1	652	200
Under 25	36	59	93	633	964	2,806	28	56	4,989	11,650	21,516	22	46	84	1,868	9,139	6,169	9	25	415	1,638
25-49	75	113		2,858	4,140		70	105	16,293	28,754		58	98		7,667	14,250		29		1,805	
50-99	206	213	131	13,942	14,019	9,070	196	209	88,755	99,940	69,189	188	200	128	28,574	39,355	17,649	102	70	7,236	5,000
100-199	273	279	311	35,329	34,606	40,830	266	272	227,615	203,663	299,690	263	273	308	60,256	66,401	66,190	163	228	15,677	21,072
200-399	83	109	207	19,125	26,147	51,495	83	109	141,366	172,188	386,665	79	107	205	25,380	33,372	63,785	57	163	7,630	21,187
400 and over	7	7	23	3,435	4,550	10,895	7	7	29,079	30,360	78,288	7	7	23	3,850	3,625	14,888	7	20	1,594	6,438

Chautauqua																				
Total	1,044	1,233	1,136	66,091	79,065	98,711	986	1,198	479,140	423,588	625,483	958	1,166	1,079	145,531	164,086	177,497	574	716	46,832	65,490
None							7	9	1,672	3,216	160	15	11	2	1,455	1,920	150	11	3	498	130
Under 25	206	251	385	3,645	4,548	11,002	170	223	28,802	25,420	69,669	154	206	348	19,287	13,339	31,361	60	170	10,257	11,992
25-49	292	338		10,752	12,550		276	326	82,026	67,355		257	323		27,923	32,708		149		7,657	
50-99	334	389	365	21,796	25,554	24,997	322	387	152,531	128,208	161,545	324	377	350	49,302	52,230	50,254	195	246	12,268	18,137
100-199	178	207	287	21,475	24,461	36,281	177	205	150,337	118,173	220,557	174	201	281	35,660	42,602	60,083	131	212	11,408	20,294
200 and over	34	48	99	8,423	11,952	26,431	34	48	63,772	81,216	173,552	34	48	98	11,904	21,287	35,649	28	85	4,744	14,937
Cherokee																				
Total	2,082	2,465	2,034	136,144	164,996	172,687	1,929	2,369	800,312	755,924	1,313,928	1,910	2,349	2,018	265,464	348,082	353,000	1,201	1,474	91,365	160,099
None							16	20	12,866	1,865	15,432	15	34	7	2,085	12,838	1,050	18	6	1,589	701
Under 25	416	582	771	7,192	9,665	21,109	362	526	43,637	32,565	166,049	328	504	758	26,878	32,333	71,592	137	419	9,060	29,805
25-49	528	641		19,165	22,732		473	608	102,238	79,981		481	607		44,993	57,956		268		12,401	
50-99	692	676	647	44,870	43,666	42,951	641	659	250,449	167,087	320,598	650	650	643	83,215	95,049	100,778	435	502	25,186	42,500
100-199	371	445	460	44,477	53,594	58,018	362	437	261,279	265,215	415,122	364	433	454	72,303	98,271	106,667	282	401	24,719	48,404
200-399	68	103	119	16,760	24,389	29,235	68	101	106,533	138,061	218,426	65	103	119	23,690	35,885	42,548	55	113	10,210	22,141
400 and over	7	18	37	3,680	10,950	21,374	7	18	23,310	71,150	178,301	7	18	37	12,300	15,750	30,365	6	33	8,200	16,548
Cheyenne																				
Total	822	999	963	76,790	92,379	113,228	798	972	458,659	520,830	665,195	778	937	955	158,424	177,189	207,114	524	602	39,564	57,878
None							3	9	2,124	3,343	1,625	1	8	2	50	877	500	3	3	1,542	324
Under 25	65	107	179	1,168	1,959	5,433	50	94	6,781	12,989	40,593	53	81	175	4,503	6,042	13,947	22	51	1,292	3,369
25-49	139	186		5,511	6,951		135	175	29,984	49,861		117	160		12,854	17,198		56		2,669	
50-99	289	292	249	20,133	19,463	17,322	281	283	119,533	110,783	112,559	279	280	245	47,789	43,860	38,626	186	143	11,130	8,041
100-199	262	320	378	33,484	40,904	49,183	262	317	194,166	222,266	285,237	262	316	377	66,338	74,629	89,121	197	266	15,262	24,029
200-399	63	90	144	14,104	21,353	34,490	63	90	89,275	113,151	178,704	62	88	143	23,315	31,983	55,010	56	127	6,170	17,540
400 and over	4	4	13	2,390	1,750	6,800	4	4	16,796	8,437	46,477	4	4	13	3,575	2,600	9,910	4	12	1,499	4,575
Clark																				
Total	446	525	475	27,905	40,888	49,157	439	507	176,297	242,975	366,618	407	484	469	66,596	82,354	94,777	215	266	16,252	27,957
None							2	2	335	841	2,340	2	2	2	162	512	600	1	3	85	245
Under 25	90	67	97	1,705	1,093	2,996	84	55	10,343	7,440	23,616	71	48	93	5,880	3,320	8,582	22	31	1,105	2,332
25-49	118	119		4,449	4,453		115	116	29,166	27,756		111	108		13,294	11,917		47		3,537	
50-99	155	177	143	10,373	11,665	9,675	155	174	64,384	69,178	63,627	143	165	141	25,123	24,475	22,464	93	71	5,747	5,407
100-199	74	131	183	9,278	16,030	23,057	74	129	62,449	92,224	180,671	71	130	182	17,282	30,491	42,777	45	119	3,728	12,857
200 and over	9	31	52	2,100	7,647	13,429	9	31	9,620	45,536	96,364	9	31	51	4,855	11,639	20,354	7	42	2,052	7,116
Clay																				
Total	1,644	1,886	1,749	228,968	254,164	307,659	1,595	1,875	1,805,322	1,645,619	2,159,891	1,537	1,779	1,731	370,247	430,825	465,280	1,271	1,377	133,566	177,654
None							10	11	9,580	4,882	2,690	7	11	1	1,666	2,431	50	10	3	3,137	122
Under 25	49	114	106	788	1,769	3,088	34	101	5,778	19,629	28,625	29	89	100	4,464	9,818	9,525	13	45	2,768	3,522
25-49	129	177		4,763	6,441		116	174	34,318	50,990		101	147		10,731	20,022		68		3,424	
50-99	372	397	265	26,185	27,180	18,235	357	395	189,001	195,638	132,807	330	365	257	46,996	56,330	32,597	237	151	13,754	8,980
100-199	712	738	672	95,785	96,353	90,968	698	734	712,713	594,949	615,414	691	713	669	161,395	168,840	144,731	599	536	50,325	52,004
200-399	355	422	630	85,780	101,981	157,030	353	422	708,144	641,512	1,056,901	352	418	628	121,585	138,489	222,182	317	568	43,446	84,307
400-799	23	35	(1)	10,232	16,240	(1)	23	35	91,680	107,597	(1)	23	33	(1)	11,685	22,195	(1)	23	(1)	6,687	(1)
800 and over	4	3	(1)	5,435	4,200	(1)	4	3	54,108	30,422	(1)	4	3	(1)	11,725	12,700	(1)	4	(1)	10,025	(1)
400-699	23	34	71	10,232	15,540	32,638	23	34	91,680	103,217	265,947	23	32	71	11,685	21,195	48,045	23	69	6,687	23,850
700-999		2	2		1,600	1,450		2		6,880	12,125		2	2		5,200	650		2		300
1000 and over	4	2	3	5,435	3,300	4,250	4	2	54,108	27,922	45,382	4	2	3	11,725	8,500	7,500	4	3	10,025	4,569
Cloud																				
Total	1,687	1,941	1,936	163,217	196,263	270,540	1,611	1,889	1,023,874	1,132,887	2,062,299	1,584	1,812	1,839	327,181	412,190	440,232	1,146	1,415	99,545	177,085
None							7	25	3,271	17,551	1,060	17	24	4	3,448	5,200	700	13	4	2,272	595
Under 25	118	172	197	1,921	2,692	5,603	98	145	8,758	21,466	41,217	75	125	153	10,781	14,660	13,857	27	61	5,379	4,954
25-49	210	272		7,945	9,792		191	258	33,833	72,457		180	234		21,243	33,351		99		6,482	
50-99	584	562	411	41,213	36,753	28,687	560	541	193,308	209,028	227,362	557	520	380	94,384	96,235	58,446	377	253	24,099	19,619
100-199	647	704	855	82,423	88,778	111,870	627	691	551,247	483,816	834,398	628	682	834	146,394	166,939	188,998	512	668	42,277	71,214
200-399	123	213	431	27,665	48,978	103,567	123	211	220,427	279,795	806,192	122	209	428	45,931	84,990	152,396	113	389	16,736	66,645
400 and over	5	18	42	2,050	9,270	20,813	5	18	13,030	48,774	152,070	5	18	40	5,000	10,815	25,855	5	40	2,300	14,058

[1] Comparison with later censuses may be found in groups below beginning with 400-699.

COUNTY TABLE 1.—CHICKENS ON FARMS 1940, 1935, AND 1930; CHICKEN EGGS PRODUCED AND CHICKENS RAISED 1939, 1934, AND 1929; AND CHICKENS SOLD, 1939 AND 1929; CLASSIFIED BY NUMBER ON HAND—Continued

(Chickens on hand over 4 months old Apr. 1, 1940 and over 3 months old Jan. 1, 1935 and Apr. 1, 1930)

STATE OR COUNTY AND NUMBER OF CHICKENS ON HAND	CHICKENS ON HAND						CHICKEN EGGS PRODUCED					CHICKENS RAISED						CHICKENS SOLD			
	Farms reporting			Number			Farms reporting		Dozens			Farms reporting			Number			Farms reporting		Number	
	1940 (Apr.1)	1935 (Jan.1)	1930 (Apr.1)	1940 (Apr. 1)	1935 (Jan. 1)	1930 (Apr. 1)	1939	1934	1939	1934	1929	1939	1934	1929	1939	1934	1929	1939	1929	1939	1929
KANSAS—Con.																					
Coffey																					
Total	1,803	2,114	2,040	221,067	257,797	295,000	1,744	2,056	1,543,015	1,740,207	2,005,951	1,657	1,984	2,014	337,448	463,311	474,673	1,258	1,677	118,304	212,938
None	----	----	----	----	----	----	10	24	2,712	10,595	8,234	11	25	9	2,695	2,846	1,985	13	10	3,557	1,705
Under 25	109	142	212	1,895	2,393	6,559	86	117	15,056	24,408	52,297	62	99	197	6,256	10,538	17,954	34	99	3,318	7,960
25-49	147	240		5,424	8,750		137	222	29,741	70,744		118	203		11,887	26,869		66		3,381	
50-99	471	526	409	32,298	35,022	28,367	455	500	210,202	244,586	204,507	435	481	397	60,405	81,763	57,962	292	293	16,891	23,921
100-199	760	814	866	99,490	106,215	114,764	745	806	675,054	707,029	757,674	721	793	860	149,595	183,393	195,107	571	754	48,566	85,857
200-399	291	353	501	71,243	86,099	120,063	287	348	529,303	532,406	787,265	285	345	499	93,640	132,932	169,535	258	469	37,895	76,692
400 and over	25	39	52	10,717	19,318	25,247	24	39	80,947	150,439	195,974	25	38	52	12,970	24,970	32,130	24	52	4,896	16,803
Comanche																					
Total	467	517	467	33,112	44,152	49,694	454	503	213,990	314,564	376,119	424	448	429	75,499	88,454	96,857	208	287	15,206	29,846
None	----	----	----	----	----	----	2	1	276	150	----	2	2	----	370	250	----	1	----	28	----
Under 25	57	54	86	1,046	1,003	2,848	53	49	7,290	9,149	18,489	40	35	64	3,424	3,947	7,236	14	26	769	1,849
25-49	122	115		4,550	4,161		118	111	28,822	32,641		109	97		14,124	11,341		41		2,528	
50-99	178	189	167	11,792	12,496	11,184	173	184	76,745	82,690	87,642	167	168	155	28,703	30,798	27,177	76	107	4,768	8,449
100-199	96	109	165	11,859	13,617	20,957	94	108	76,793	94,661	164,846	93	99	161	24,298	24,348	42,894	66	120	5,643	12,929
200 and over	14	50	49	3,865	12,875	14,705	14	50	24,064	95,273	105,142	13	47	49	4,580	17,770	19,550	10	34	1,470	6,619
Cowley																					
Total	2,249	2,713	2,647	159,812	202,592	239,558	2,122	2,585	1,053,514	944,075	1,478,912	2,093	2,529	2,635	365,575	441,332	478,689	1,296	1,596	106,361	164,046
None	----	----	----	----	----	----	18	15	9,683	2,174	7,935	25	19	20	4,120	2,569	4,025	22	17	2,381	3,640
Under 25	343	368	780	5,642	5,918	21,904	279	310	34,419	30,192	150,930	255	278	763	24,734	23,686	71,578	124	291	7,903	23,595
25-49	492	690		18,124	25,118		456	646	109,729	112,161		430	629		51,981	67,215		225		13,439	
50-99	851	941	880	55,586	62,285	59,891	820	912	364,942	269,270	363,162	829	906	868	135,357	149,565	133,405	530	531	37,758	40,777
100-199	474	573	755	57,139	69,927	94,243	461	563	365,042	313,208	565,755	466	559	752	112,805	131,595	172,131	331	563	33,539	57,998
200-399	79	127	203	17,879	31,446	49,385	78	125	129,360	179,885	303,232	78	124	203	28,715	55,249	77,819	57	166	8,688	29,291
400 and over	10	14	29	5,442	7,898	14,135	10	14	40,339	37,185	87,898	10	14	29	7,863	11,453	19,731	7	28	2,553	8,745
Crawford																					
Total	2,272	2,725	2,413	171,150	204,377	224,816	2,155	2,596	1,104,860	1,167,229	1,541,947	2,116	2,567	2,401	317,143	400,144	406,408	1,328	1,747	103,731	175,117
None	----	----	----	----	----	----	13	30	2,373	5,218	300	18	31	1	1,952	3,287	40	12	2	1,125	70
Under 25	438	601	757	7,577	9,548	20,794	373	507	47,736	54,427	166,746	353	505	752	26,410	34,935	63,100	122	358	8,420	23,337
25-49	516	594		18,848	20,974		482	565	112,442	102,495		469	544		46,039	55,912		241		12,015	
50-99	643	693	670	42,095	44,541	43,948	622	668	249,952	237,011	319,781	615	667	665	84,923	98,124	98,258	412	508	23,800	40,988
100-199	542	658	731	68,628	81,509	92,830	532	648	450,217	462,505	614,501	529	643	728	113,058	142,776	150,770	425	645	36,870	65,132
200-399	122	162	236	28,382	37,000	55,744	122	161	195,464	198,981	355,783	121	160	236	39,791	49,760	76,890	107	216	15,697	35,682
400 and over	11	17	19	5,620	10,805	11,500	11	17	46,676	106,592	84,836	11	17	19	4,970	15,350	17,350	9	18	5,804	9,908
Decatur																					
Total	986	1,240	1,231	78,132	106,956	140,697	951	1,184	510,080	609,212	949,247	937	1,143	1,165	167,845	221,671	260,099	589	893	40,897	91,903
None	----	----	----	----	----	----	17	6	5,538	1,620	1,840	15	12	5	2,479	1,480	898	12	6	1,363	837
Under 25	103	139	175	1,683	2,440	5,709	82	111	8,460	15,933	46,911	77	94	141	6,887	9,072	12,888	28	82	1,815	4,472
25-49	193	226		7,500	8,585		183	217	43,273	50,480		178	197		21,673	23,038		97		4,915	
50-99	389	407	378	26,093	27,139	26,578	373	387	149,944	167,241	182,281	376	384	352	62,785	67,351	54,511	228	252	12,534	18,045
100-199	258	381	513	32,270	47,915	66,219	253	377	218,904	262,692	428,677	249	371	505	55,970	89,485	128,457	187	406	13,634	45,404
200 and over	43	87	165	10,586	20,877	42,191	43	86	83,961	111,246	289,538	42	85	162	18,051	31,245	63,345	37	147	6,636	23,145

Dickinson																				
Total	2,079	2,339	2,372	247,809	323,126	379,183	2,014	2,315	1,937,780	2,167,810	2,757,977	1,914	2,167	2,295	413,168	584,918	641,398	1,510	1,954	142,764	294,883
None							13	12	7,059	6,027	1,540	12	12	10	1,836	2,541	606	15	7	2,011	581
Under 25	116	105	195	2,037	1,796	6,051	89	90	12,489	17,393	46,573	79	66	170	6,757	5,327	15,158	34	88	2,246	6,350
25-49	220	212		8,324	7,629		205	204	64,659	55,426		173	165		18,834	21,017		92		5,917	
50-99	555	493	417	39,518	33,813	29,967	533	485	300,653	236,500	216,107	497	453	388	75,235	81,558	66,247	365	290	23,418	27,525
100-199	862	938	1,019	114,540	124,635	139,184	849	934	893,645	781,679	988,260	828	895	996	190,918	226,236	248,865	706	876	63,907	112,217
200-399	302	545	665	70,927	130,949	164,058	301	544	547,838	876,673	1,207,050	301	531	656	102,933	212,752	248,062	277	619	38,268	112,809
400 and over	24	46	76	12,463	24,304	39,923	24	46	111,457	194,112	298,447	24	45	75	16,655	35,487	62,460	21	74	6,997	35,401
Doniphan																					
Total	1,475	1,547	1,575	104,816	110,310	137,989	1,403	1,464	567,539	446,092	872,554	1,379	1,466	1,538	234,965	239,302	283,304	1,035	1,157	86,026	116,181
None							12	10	3,658	800	1,700	15	11	6	1,601	2,211	905	15	7	1,509	767
Under 25	222	254	443	3,763	4,193	13,189	191	211	23,358	15,029	89,532	171	210	410	14,099	15,874	39,971	78	215	4,692	14,597
25-49	359	372		13,355	13,596		343	349	69,431	48,719		329	345		37,053	38,055		223		12,074	
50-99	543	521	556	36,590	33,926	37,928	514	502	184,272	135,232	238,762	519	509	550	83,542	79,276	90,077	408	432	28,349	38,003
100-199	293	324	455	35,288	39,145	55,957	285	317	187,161	139,580	344,496	288	315	452	70,230	68,804	101,977	256	392	26,901	40,341
200-399	51	70	111	11,940	16,250	26,212	51	69	72,049	87,804	156,503	50	70	110	21,440	30,382	40,149	48	103	8,676	18,173
400 and over	7	6	10	3,880	3,200	4,703	7	6	27,610	18,928	41,561	7	6	10	7,000	4,700	10,225	7	8	3,825	4,300
Douglas																					
Total	1,642	2,009	1,754	149,342	201,039	235,653	1,566	1,970	1,088,386	1,373,488	1,630,239	1,495	1,869	1,742	240,764	337,720	386,846	1,054	1,378	82,869	166,588
None							9	5	2,890	1,132	2,592	9	5	6	925	1,048	1,128	10	4	523	800
Under 25	180	251	256	3,034	4,211	7,824	142	229	19,508	36,073	55,949	127	209	250	9,119	14,152	26,038	48	117	3,146	11,817
25-49	289	326		10,442	11,839		273	318	71,967	84,569		248	292		21,969	29,941		133		5,906	
50-99	506	539	416	33,440	35,120	28,825	485	530	244,610	255,712	192,758	460	506	410	59,698	72,878	59,552	305	302	18,396	25,339
100-199	522	628	643	66,994	80,316	86,081	513	623	486,476	513,461	582,776	508	599	641	99,058	127,251	142,445	421	555	32,730	59,345
200-399	139	243	408	32,732	57,841	98,613	138	243	236,126	388,251	689,817	138	238	405	46,345	77,745	137,583	132	370	20,268	58,967
400 and over	6	22	31	2,700	11,712	14,310	6	22	26,809	94,290	106,352	5	20	30	3,650	14,705	20,100	5	30	1,900	10,320
Edwards																					
Total	637	699	705	47,293	59,157	74,228	610	667	318,414	330,943	546,254	605	621	688	108,087	102,863	158,783	385	503	28,839	58,107
None							4	1	2,385	23	9,000	5	2	6	320	90	728	5	4	361	593
Under 25	86	57	137	1,509	1,072	4,174	70	48	9,023	4,892	27,049	65	44	127	5,597	3,229	11,891	24	51	1,041	4,222
25-49	170	150		6,231	5,529		163	137	35,259	27,443		162	124		20,701	11,398		87		4,257	
50-99	228	263	238	14,802	17,847	16,109	220	257	97,078	94,357	106,496	220	240	231	36,099	35,687	40,224	148	162	8,442	13,354
100-199	131	178	243	16,333	21,736	31,251	131	173	124,352	126,907	225,778	131	163	238	34,147	36,191	66,255	102	209	10,669	25,359
200-399	19	46	80	4,468	10,473	19,026	19	46	31,709	72,783	146,416	19	44	79	7,223	14,888	31,985	16	70	2,165	13,319
400 and over	3	5	7	3,950	2,500	3,668	3	5	18,608	4,538	31,515	3	4	7	4,000	1,380	7,700	3	7	1,904	3,260
Elk																					
Total	1,088	1,229	1,187	94,126	111,436	132,042	1,043	1,191	598,102	705,753	955,904	1,024	1,178	1,178	174,589	215,612	246,200	786	855	54,689	100,796
None							9	6	3,300	2,430	1,245	10	9	3	1,590	1,305	320	8	3	619	300
Under 25	112	124	239	1,802	1,995	7,044	84	114	13,401	26,982	52,905	84	102	232	7,770	10,095	20,393	46	109	3,388	6,948
25-49	186	237		6,899	8,802		174	221	41,354	65,616		160	223		18,685	25,899		102		4,733	
50-99	367	383	347	24,490	25,173	23,830	358	374	157,352	173,759	186,881	357	368	343	54,257	58,226	52,608	282	244	16,234	19,454
100-199	350	372	425	43,268	46,432	54,457	347	365	268,847	268,308	388,084	342	365	424	70,737	83,068	93,960	292	346	24,039	39,753
200-399	69	107	158	15,551	25,784	38,571	67	105	98,470	139,342	269,454	67	106	158	19,925	34,044	65,139	53	136	5,136	27,985
400 and over	4	6	18	2,116	3,250	8,140	4	6	15,378	29,316	57,335	4	5	18	1,625	4,975	13,780	3	17	540	6,376
Ellis																					
Total	1,080	1,210	1,210	75,735	106,316	140,526	1,057	1,182	515,343	647,066	920,017	1,049	1,147	1,197	180,806	236,729	271,305	534	691	30,119	53,190
None							3	2	450	830	445	4	1	1	621	500	150	3	1	478	84
Under 25	110	102	179	2,045	1,876	6,158	100	90	12,755	11,171	49,456	95	71	172	8,015	7,625	18,789	28	59	984	2,730
25-49	301	235		11,604	9,074		291	224	79,869	59,061		289	217		37,927	26,417		126		5,791	
50-99	434	447	373	29,317	31,302	26,613	430	445	193,342	191,555	182,009	429	436	369	73,752	82,213	62,916	225	182	11,074	9,357
100-199	205	358	486	25,108	45,996	64,542	203	355	174,400	262,272	406,420	203	356	483	48,667	86,688	121,710	130	323	9,767	25,604
200-399	25	63	160	5,345	15,013	37,173	25	61	32,652	90,484	237,245	24	61	160	7,949	24,206	59,640	17	115	1,395	12,611
400 and over	5	5	12	2,316	3,055	6,040	5	5	21,875	31,693	44,442	5	5	12	3,875	9,080	8,100	5	11	630	2,804

COUNTY TABLE 1.—CHICKENS ON FARMS 1940, 1935, AND 1930; CHICKEN EGGS PRODUCED AND CHICKENS RAISED 1939, 1934, AND 1929; AND CHICKENS SOLD, 1939 AND 1929; CLASSIFIED BY NUMBER ON HAND—Continued

(Chickens on hand over 4 months old Apr. 1, 1940 and over 3 months old Jan. 1, 1935 and Apr. 1, 1930)

STATE OR COUNTY AND NUMBER OF CHICKENS ON HAND	CHICKENS ON HAND						CHICKEN EGGS PRODUCED					CHICKENS RAISED						CHICKENS SOLD			
	Farms reporting			Number			Farms reporting		Dozens			Farms reporting			Number			Farms reporting		Number	
	1940 (Apr. 1)	1935 (Jan. 1)	1930 (Apr. 1)	1940 (Apr. 1)	1935 (Jan. 1)	1930 (Apr. 1)	1939	1934	1939	1934	1929	1939	1934	1929	1939	1934	1929	1939	1929	1939	1929
KANSAS—Con.																					
Ellsworth																					
Total	1,014	1,034	1,058	90,956	119,700	148,055	992	1,022	623,995	697,529	1,054,054	989	971	1,053	201,966	245,113	295,277	689	835	51,009	97,409
None	—	—	—	—	—	—	5	1	8,895	20	2,000	4	2	2	1,480	386	900	7	2	717	750
Under 25	68	47	91	1,254	878	2,832	57	41	6,363	4,152	25,698	63	31	87	5,733	3,895	9,845	20	36	1,091	2,880
25-49	147	102		5,647	3,813		143	101	33,888	24,375		141	86		18,433	12,598		76		4,440	
50-99	398	291	190	27,640	20,137	13,349	387	289	161,912	122,717	104,882	385	274	190	67,482	54,213	37,421	254	128	13,119	11,986
100-199	349	445	529	44,806	58,086	70,307	349	441	317,028	339,852	510,006	344	434	528	87,164	117,891	150,951	285	446	23,644	48,099
200 and over	52	149	248	11,609	36,786	61,567	51	149	95,909	206,413	411,468	52	144	246	21,674	56,130	96,160	47	223	7,998	33,694
Finney																					
Total	637	834	780	49,367	65,533	72,608	592	806	304,566	408,571	502,943	600	724	762	110,281	127,465	142,487	331	436	31,570	45,481
None	—	—	—	—	—	—	4	3	2,025	265	6,460	5	7	3	1,005	910	800	5	3	2,369	342
Under 25	93	152	250	1,624	2,649	7,201	79	135	9,668	18,723	53,552	83	95	243	7,271	7,461	19,028	27	78	1,910	4,346
25-49	161	184		6,076	6,788		145	175	32,968	44,477		143	160		18,453	17,961		67		4,186	
50-99	203	284	234	13,352	18,288	15,683	190	281	70,859	107,444	108,311	193	257	228	32,992	38,356	37,990	105	140	8,030	11,302
100-199	146	166	214	18,197	20,468	26,869	140	164	125,133	115,476	183,079	142	162	207	35,320	38,792	48,034	101	148	9,562	14,370
200-399	27	37	72	6,553	9,365	17,025	27	37	37,595	61,343	100,388	27	32	71	10,790	12,925	25,535	20	57	3,313	8,921
400 and over	7	11	10	3,565	5,975	5,830	7	11	26,318	60,843	51,153	7	11	10	4,450	11,060	11,100	6	10	2,200	6,200
Ford																					
Total	1,050	1,136	1,139	74,998	104,129	130,723	1,018	1,087	581,779	609,638	861,103	974	1,041	1,125	178,757	204,229	249,053	595	739	49,548	74,568
None	—	—	—	—	—	—	12	2	3,108	2,150	2,689	16	7	8	3,216	1,900	2,250	11	8	2,289	1,653
Under 25	176	115	224	3,118	2,090	6,509	164	92	22,487	12,364	49,108	134	74	210	12,854	8,564	21,462	52	80	3,467	6,226
25-49	262	203		9,708	7,487		246	193	71,422	34,654		233	178		30,958	18,439		118		6,623	
50-99	364	391	304	24,266	26,229	21,243	353	375	172,726	154,188	146,258	346	368	299	59,795	65,815	51,131	224	179	14,444	14,442
100-199	207	316	442	26,158	39,451	57,504	202	315	209,955	210,501	361,064	204	306	440	53,034	69,714	107,511	156	333	16,077	30,911
200-399	36	99	150	8,770	23,272	35,839	36	98	77,531	150,087	222,534	36	96	149	14,750	31,287	53,024	29	122	5,042	15,816
400 and over	5	12	19	2,978	5,600	9,628	5	12	24,550	45,694	79,450	5	12	19	4,150	8,510	13,675	5	17	1,606	5,520
Franklin																					
Total	1,956	2,271	2,239	195,077	216,963	302,487	1,800	2,190	1,374,663	1,402,661	2,218,280	1,761	2,117	2,202	321,589	385,948	459,442	1,286	1,652	112,540	194,123
None	—	—	—	—	—	—	14	22	4,995	6,260	2,280	19	28	4	4,115	4,453	535	17	4	2,779	540
Under 25	180	292	370	3,062	4,703	10,675	124	248	19,255	43,434	86,275	106	218	353	10,712	23,771	30,463	58	171	6,465	13,039
25-49	264	344		9,733	12,330		229	321	66,463	81,351		213	297		19,820	32,358		117		7,006	
50-99	608	652	483	41,449	43,237	33,317	566	629	290,623	269,438	244,406	545	610	474	74,442	88,321	63,325	365	320	22,915	23,802
100-199	710	736	864	91,526	92,514	114,612	676	724	642,537	593,709	820,356	687	718	857	145,065	155,360	177,844	550	696	47,263	69,244
200-399	180	225	462	42,357	53,604	111,809	178	224	298,800	324,892	837,635	177	224	456	59,845	68,906	140,555	167	405	23,032	61,861
400 and over	14	22	60	6,950	10,575	32,074	13	22	51,990	83,577	227,328	14	22	58	7,590	12,779	46,720	12	56	3,080	25,637
Geary																					
Total	608	708	714	72,345	85,139	101,708	585	660	523,832	565,317	713,479	555	646	708	120,948	159,729	168,673	386	525	38,117	60,311
None	—	—	—	—	—	—	5	1	2,469	365	2,190	5	4	—	3,698	510	—	7	1	3,137	250
Under 25	49	68	77	852	1,087	2,387	40	49	5,058	10,715	19,613	25	45	72	1,575	4,492	4,926	8	23	259	1,284
25-49	73	78		2,799	2,795		69	72	16,433	18,701		63	61		6,097	7,811		37		1,793	
50-99	137	159	168	9,057	10,436	12,119	130	154	65,989	80,104	81,935	125	144	168	18,505	25,029	23,228	66	116	3,492	8,582
100-199	234	279	288	29,814	36,915	38,155	227	267	204,985	229,292	259,166	224	270	287	50,681	64,337	64,597	166	227	13,328	23,230
200-399	104	113	161	23,988	28,044	39,527	103	106	179,479	168,447	272,652	102	111	161	31,972	43,000	56,589	93	141	9,764	19,678
400 and over	11	11	20	5,735	5,862	9,520	11	11	49,419	57,693	77,923	11	11	20	8,420	14,550	19,333	9	17	6,344	7,287

Gove																				
Total	628	807	749	39,073	64,015	80,691	620	795	298,536	391,252	523,011	588	741	707	95,723	152,571	136,979	339	471	19,662	38,878
None							7	3	2,083	925	900	7	3	1	857	200	70	7	2	520	85
Under 25	96	110	118	1,798	1,714	3,803	87	102	15,623	15,855	28,894	74	73	96	6,686	7,488	7,041	33	38	1,522	2,004
25-49	192	174		7,157	6,545		189	168	62,871	47,056		180	157		23,898	21,315		88		3,678	
50-99	231	304	270	15,080	20,575	18,796	228	304	108,627	141,537	120,292	225	293	261	39,137	58,471	40,175	140	160	7,954	11,068
100-199	94	172	278	11,798	21,611	36,348	94	171	85,627	119,796	235,597	87	168	267	19,415	43,777	59,067	59	198	4,220	16,291
200 and over	15	47	83	3,240	13,570	21,744	15	47	23,705	65,983	137,328	15	47	82	5,730	21,320	30,626	12	73	1,768	9,430
Graham																				
Total	831	1,147	1,163	61,687	82,291	129,842	794	1,081	352,722	352,849	745,060	798	1,056	1,131	138,341	177,154	232,527	456	802	26,912	73,437
None							3	20	1,440	3,453	2,215	10	25	3	1,025	3,839	574	8	1	612	196
Under 25	105	195	211	1,992	3,193	6,349	91	156	12,281	16,837	37,606	84	142	190	7,671	13,512	16,830	36	75	1,600	4,084
25-49	183	253		6,916	9,447		169	226	42,603	39,118		174	226		21,307	27,226		82		3,823	
50-99	325	394	329	21,326	25,494	22,965	316	380	112,768	102,982	129,973	313	367	322	51,625	57,842	49,038	182	207	9,482	14,528
100-199	178	248	465	21,743	29,947	59,854	175	243	121,832	121,937	338,104	177	240	459	42,838	52,855	104,390	118	377	8,581	33,979
200 and over	40	57	158	9,710	14,210	40,674	40	56	61,798	68,522	237,162	40	56	157	15,875	21,880	61,695	30	142	2,814	20,650
Grant																				
Total	211	383	326	17,784	30,959	28,017	197	374	120,203	197,933	230,301	199	346	335	39,409	64,722	54,884	100	177	9,599	13,765
None							2	1	605	50	13,080	2		11	90		2,550	1	10	35	1,006
Under 25	24	45	115	459	778	3,346	17	42	2,933	5,038	28,915	15	25	115	1,745	2,632	9,036	2	31	107	1,998
25-49	38	70		1,487	2,488		36	64	10,280	15,505		36	62		4,402	7,600		7		693	
50-99	84	133	100	5,774	8,451	6,722	80	132	32,425	56,748	54,250	82	127	100	14,980	18,150	14,523	44	59	2,874	3,402
100-199	49	113	86	6,095	13,642	11,079	46	113	38,204	78,968	83,660	48	110	84	11,767	26,220	19,613	32	58	3,224	5,154
200 and over	16	22	25	3,969	5,600	6,870	16	22	35,756	41,624	50,396	16	22	25	6,425	10,120	9,162	14	19	2,666	2,205
Gray																				
Total	575	783	730	44,825	65,380	76,097	538	768	299,353	383,002	515,628	514	733	728	101,007	139,888	146,778	363	451	29,960	44,720
None							5	5	1,440	2,090	972	4	4	3	550	911	860	4	3	210	650
Under 25	83	99	162	1,444	1,713	5,168	67	90	7,527	9,479	39,081	53	82	159	5,934	5,912	14,361	28	57	1,931	4,466
25-49	146	182		5,493	6,543		135	177	31,565	35,001		128	159		15,232	18,014		70		3,451	
50-99	182	247	228	12,482	16,282	15,723	174	243	74,275	88,710	100,485	172	236	226	32,028	38,730	35,824	130	125	8,515	9,652
100-199	125	187	249	15,981	24,037	31,668	119	186	104,650	130,397	199,705	119	185	249	31,138	48,309	62,002	99	190	10,156	19,159
200 and over	39	68	91	9,425	16,805	23,538	38	67	79,896	117,325	175,385	38	67	91	16,125	28,012	33,731	32	76	5,699	10,793
Greeley																				
Total	154	238	203	11,043	15,611	20,504	151	232	59,948	86,823	156,412	139	209	203	24,770	31,704	33,379	92	104	9,462	8,600
None							2	1	1,625	85		3	2		1,212	54		2		575	
Under 25	17	44	43	310	789	1,431	14	39	869	4,337	13,188	10	29	43	731	2,518	3,487	4	16	175	737
25-49	40	62		1,459	2,262		38	61	7,292	11,718		34	55		4,643	5,824		19		1,445	
50-99	62	74	71	4,130	4,789	4,911	62	73	21,270	22,589	37,146	58	69	71	9,252	8,777	9,032	41	31	3,073	1,669
100-199	29	50	72	3,514	5,981	9,417	29	50	16,882	34,094	66,697	28	46	72	6,327	10,812	14,780	20	44	2,242	4,074
200 and over	6	8	17	1,630	1,790	4,745	6	8	12,010	14,000	39,381	6	8	17	2,605	3,719	6,080	6	13	1,952	2,120
Greenwood																				
Total	1,553	1,912	1,753	141,109	161,913	227,019	1,439	1,875	783,873	1,080,035	1,558,445	1,427	1,780	1,739	250,771	341,227	364,178	894	1,261	69,794	139,226
None							5	17	1,700	6,865		8	24	2	1,689	4,229	900	6	2	1,560	800
Under 25	140	242	256	2,370	3,923	7,335	100	209	13,295	37,911	54,262	94	179	251	7,521	17,904	19,752	39	93	2,277	7,284
25-49	227	364		8,433	13,086		204	354	46,439	101,924		188	330		20,412	41,533		82		5,758	
50-99	538	608	400	36,532	39,815	26,923	504	602	206,726	265,610	198,964	511	573	395	74,405	96,748	53,106	289	247	17,124	17,436
100-199	546	569	713	67,886	71,261	93,431	526	566	345,074	436,315	647,707	528	553	709	111,427	130,855	158,715	390	566	28,953	56,658
200-399	94	118	354	21,843	28,050	84,305	92	116	132,882	174,738	551,792	90	111	352	28,767	42,514	114,160	80	323	10,327	48,373
400 and over	8	11	30	4,045	5,778	15,025	8	11	37,457	36,672	105,720	8	10	30	6,550	7,444	17,545	8	30	3,795	8,675
Hamilton																				
Total	260	395	336	17,804	24,248	28,819	245	393	89,954	119,218	178,437	247	338	335	42,277	40,994	46,840	114	142	10,383	12,907
None							4	11	485	1,591	500	4	9	1	265	735	150	5		221	
Under 25	43	86	117	774	1,439	3,549	39	80	4,783	10,180	22,635	36	57	115	3,108	4,171	7,081	8	28	760	1,149
25-49	66	111		2,495	4,080		60	106	13,687	19,933		62	97		7,585	8,930		27		1,840	
50-99	101	119	109	6,697	7,949	7,496	94	117	30,693	36,969	48,716	97	104	109	15,667	13,702	14,323	41	45	3,405	2,798
100-199	41	68	82	5,438	8,395	10,052	39	68	25,273	40,119	59,299	39	61	82	11,402	11,011	16,104	26	53	2,765	6,146
200 and over	9	11	28	2,400	2,385	7,722	9	11	15,033	10,426	47,287	9	10	28	4,250	2,445	9,182	7	16	1,392	2,814

459964 O - 42 - 16

COUNTY TABLE 1.—CHICKENS ON FARMS 1940, 1935, AND 1930; CHICKEN EGGS PRODUCED AND CHICKENS RAISED 1939, 1934, AND 1929; AND CHICKENS SOLD, 1939 AND 1929; CLASSIFIED BY NUMBER ON HAND—Continued

(Chickens on hand over 4 months old Apr. 1, 1940 and over 3 months old Jan. 1, 1935 and Apr. 1, 1930)

STATE OR COUNTY AND NUMBER OF CHICKENS ON HAND	CHICKENS ON HAND						CHICKEN EGGS PRODUCED					CHICKENS RAISED						CHICKENS SOLD			
	Farms reporting			Number			Farms reporting		Dozens			Farms reporting			Number			Farms reporting		Number	
	1940 (Apr. 1)	1935 (Jan. 1)	1930 (Apr. 1)	1940 (Apr. 1)	1935 (Jan. 1)	1930 (Apr. 1)	1939	1934	1939	1934	1929	1939	1934	1929	1939	1934	1929	1939	1929	1939	1929
KANSAS—Contd.																					
Harper																					
Total	1,333	1,474	1,464	116,256	148,040	177,027	1,255	1,399	846,971	889,991	1,381,833	1,229	1,365	1,464	281,433	318,292	389,369	867	1,164	90,430	156,370
None	———	———	———	———	———	———	19	4	8,601	595	2,080	22	7	7	4,910	1,380	1,115	19	5	2,549	615
Under 25	142	106	208	2,449	1,812	6,278	104	80	18,404	9,697	51,292	99	76	207	11,066	6,870	26,887	48	112	3,094	10,077
25-49	238	214		8,816	7,830		210	196	64,347	37,939		194	189		27,556	23,490		113		8,869	
50-99	455	475	431	30,973	31,757	30,347	431	460	212,686	165,218	240,962	425	437	428	80,295	79,250	88,503	301	330	23,345	35,381
100-199	400	519	582	50,345	67,114	76,110	393	504	363,204	394,452	618,426	391	501	580	112,570	136,812	166,974	304	497	35,818	69,239
200-399	95	152	221	22,373	35,889	54,692	95	147	168,667	250,677	405,051	95	147	221	43,636	62,440	92,340	79	200	16,035	36,060
400 and over	3	8	22	1,300	3,638	9,600	3	8	11,062	31,413	64,022	3	8	21	1,400	8,050	13,550	3	20	720	4,998
Harvey																					
Total	1,466	1,555	1,559	156,691	186,766	219,343	1,418	1,498	1,228,228	1,146,121	1,756,849	1,348	1,439	1,546	287,975	344,954	420,568	1,076	1,247	102,131	163,787
None	———	———	———	———	———	———	12	7	7,371	3,418	2,755	10	11	8	1,294	4,995	1,280	10	6	2,430	840
Under 25	86	87	159	1,481	1,437	4,819	69	62	9,940	7,298	34,547	53	54	150	5,006	4,082	16,027	27	72	2,091	6,462
25-49	171	157		6,399	5,978		155	141	45,544	29,079		138	124		16,650	15,402		87		4,734	
50-99	451	408	359	31,400	28,461	25,156	434	400	237,232	144,934	201,301	410	370	352	69,970	60,317	55,980	312	248	23,937	19,872
100-199	592	630	683	76,646	81,981	91,288	582	619	607,726	514,243	705,142	576	610	679	136,496	155,890	191,725	489	602	45,920	68,173
200-399	162	259	319	39,025	62,529	77,190	162	255	305,742	401,527	628,920	157	256	318	56,509	94,318	117,441	147	284	22,459	48,804
400 and over	4	14	39	1,740	6,380	20,890	4	14	14,673	45,622	184,184	4	14	39	2,050	9,950	38,115	4	35	560	19,636
Haskell																					
Total	263	316	291	22,775	31,537	31,002	258	307	176,129	187,179	212,899	240	258	290	51,015	60,796	62,757	171	143	18,872	16,741
None	———	———	———	———	———	———	5	1	1,975	50	———	6	2	———	1,023	135	———	4	———	307	———
Under 25	43	39	77	751	692	2,266	39	33	4,519	2,708	16,869	27	21	76	2,429	1,412	6,340	14	23	865	1,965
25-49	68	68		2,537	2,674		65	66	17,293	11,834		61	54		7,898	6,184		37		2,559	
50-99	67	94	85	4,654	6,517	5,540	66	93	31,882	33,780	41,422	64	76	85	11,645	12,525	12,467	43	33	3,379	2,650
100-199	56	71	85	7,308	9,241	10,717	55	70	53,244	45,724	74,551	54	61	85	14,395	15,755	21,355	45	50	5,225	5,323
200 and over	29	44	44	7,525	12,413	12,479	28	44	67,216	93,083	80,057	28	44	44	13,625	24,785	22,595	28	37	6,537	6,803
Hodgeman																					
Total	512	660	615	42,617	62,629	76,067	503	649	357,385	384,394	505,649	480	591	602	103,660	114,207	130,087	310	402	30,400	35,104
None	———	———	———	———	———	———	5	———	2,763	———	1,395	4	———	3	754	———	340	4	1	495	200
Under 25	53	73	101	840	1,265	3,432	48	66	5,471	9,008	24,257	41	51	93	5,388	2,474	9,475	16	41	2,139	3,293
25-49	138	127		5,140	4,706		133	126	35,389	27,200		126	111		16,350	10,218		50		3,159	
50-99	159	201	169	10,944	13,455	11,740	156	198	81,818	72,537	87,214	153	180	163	30,834	28,106	25,124	112	91	7,947	6,409
100-199	131	192	227	17,123	24,772	29,758	130	192	154,807	143,833	183,076	126	183	226	37,743	48,359	53,373	105	169	12,557	13,858
200 and over	31	67	118	8,570	18,431	31,137	31	67	77,137	131,816	209,707	30	66	117	12,591	25,050	41,775	23	100	4,103	11,344
Jackson																					
Total	1,873	2,294	2,275	196,404	235,100	320,847	1,794	2,276	1,165,354	1,473,810	2,215,282	1,732	2,174	2,269	322,088	388,708	515,198	1,278	1,823	100,914	231,141
None	———	———	———	———	———	———	7	27	703	16,015	9,305	7	24	17	1,095	4,352	3,540	8	19	755	2,610
Under 25	105	249	312	1,862	4,354	8,934	86	233	13,091	30,703	77,746	71	201	301	6,373	12,669	25,684	28	145	1,323	10,461
25-49	238	359		9,007	12,932		210	348	50,502	78,938		187	324		17,255	29,943		94		4,421	
50-99	561	596	477	38,820	39,246	32,940	545	586	233,804	248,436	241,191	526	557	471	74,090	81,091	71,298	366	339	19,631	26,393
100-199	779	793	900	100,028	100,198	119,578	757	786	600,199	605,226	791,623	755	778	896	156,028	158,093	206,786	625	786	46,508	92,313
200-399	183	268	521	43,417	63,470	126,580	182	267	250,796	393,212	840,109	179	261	519	63,072	79,760	171,090	151	470	26,861	78,565
400 and over	7	29	65	3,270	14,900	32,815	7	29	16,259	101,280	255,308	7	29	65	4,175	22,800	36,800	6	64	1,415	20,799

Jefferson																				
Total	1,756	2,056	2,038	153,614	189,528	268,208	1,646	2,015	826,964	1,004,481	1,775,217	1,638	1,881	1,997	258,777	323,557	436,997	992	1,587	73,253	187,012
None	—	—	—	—	—	—	10	18	4,639	2,350	5,060	7	20	11	1,265	3,003	1,897	12	12	1,715	1,965
Under 25	154	224	307	2,605	3,857	9,019	123	203	13,012	21,884	68,306	111	151	283	9,136	11,647	23,914	44	135	3,001	8,976
25-49	303	331		11,159	11,957		278	316	54,204	66,147		266	271		23,736	28,281		116		4,934	
50-99	622	666	486	41,281	43,442	33,543	585	654	211,178	244,405	204,577	591	629	474	81,223	87,404	67,511	324	350	19,574	25,357
100-199	553	635	800	68,398	78,621	104,739	527	625	366,289	396,500	675,022	542	613	788	105,863	124,569	178,254	395	681	31,479	75,744
200-399	119	187	399	27,556	45,546	97,897	118	186	155,967	228,080	639,894	116	184	395	34,779	59,998	133,831	96	369	11,001	60,816
400 and over	5	13	46	2,615	6,105	23,010	5	13	21,675	45,115	182,358	5	13	46	2,775	8,655	31,590	5	40	1,549	14,154
Jewell																					
Total	2,004	2,327	2,414	206,584	231,871	330,059	1,909	2,290	1,292,600	1,370,593	2,081,561	1,887	2,201	2,298	362,150	417,353	499,799	1,331	1,913	99,288	181,587
None	—	—	—	—	—	—	13	33	9,636	9,604	9,278	9	33	11	2,010	4,981	1,875	10	11	1,891	1,128
Under 25	111	191	245	1,967	3,212	7,747	81	171	11,057	29,075	57,999	72	141	208	7,273	13,455	19,048	27	126	2,475	6,428
25-49	219	350		8,249	13,163		199	332	46,310	83,403		183	312		17,458	36,670		81		4,259	
50-99	652	675	542	44,485	44,623	38,146	620	655	281,320	262,830	269,753	618	632	504	85,524	91,282	70,989	401	381	19,591	23,904
100-199	853	863	1,079	109,617	108,088	144,061	828	852	679,849	629,317	890,382	838	837	1,039	187,216	183,789	221,431	667	888	48,615	77,032
200-399	162	237	510	37,646	55,750	121,335	161	236	223,708	312,465	718,876	160	235	499	54,239	75,726	162,291	138	471	18,805	61,215
400 and over	7	11	38	4,620	7,035	18,770	7	11	40,720	43,899	135,273	7	11	37	8,430	11,450	24,165	7	36	3,652	11,880
Johnson																					
Total	1,785	2,356	2,060	139,297	178,267	214,323	1,669	2,195	979,775	995,031	1,491,935	1,595	2,032	2,055	316,207	329,299	417,800	945	1,386	132,365	157,942
None	—	—	—	—	—	—	14	16	7,188	2,508	9,447	27	25	27	47,602	4,480	4,820	26	29	44,727	3,807
Under 25	304	541	579	4,944	8,147	15,957	239	428	34,863	46,971	127,868	211	334	564	16,700	22,583	41,143	56	206	5,216	14,987
25-49	362	471		12,950	16,577		331	440	90,903	83,206		288	396		29,238	38,105		121		7,965	
50-99	577	663	559	38,141	42,937	38,004	555	643	275,366	219,569	248,807	537	618	551	76,644	88,166	78,018	321	366	20,652	28,098
100-199	428	502	654	52,972	62,573	83,298	418	494	353,174	326,182	558,369	419	487	647	91,793	103,797	144,443	329	543	27,929	57,267
200-399	103	163	230	23,785	39,208	56,514	102	158	163,746	247,390	376,139	102	156	228	40,330	60,668	85,601	82	207	17,726	40,438
400-799	8	13	(1)	3,705	6,275	(1)	10	16	54,535	69,205	(1)	8	13	(1)	6,900	7,900	(1)	7	(1)	3,750	(1)
800 and over	3	3	(1)	2,800	2,550	(1)						3	3	(1)	7,000	3,600	(1)	3	(1)	4,400	(1)
400-699	8	13	30	3,705	6,275	14,000	10	16	54,535	69,205	171,305	8	13	30	6,900	7,900	50,275	7	27	3,750	7,295
700 and over	3	3	8	2,800	2,550	6,550						3	3	8	7,000	3,600	13,500	3	8	4,400	6,050
Kearny																					
Total	300	408	362	24,333	29,043	36,008	279	397	155,354	162,490	254,869	279	364	358	53,649	57,561	60,835	150	152	14,598	17,478
None	—	—	—	—	—	—	5	1	1,667	300	300	6	2	—	1,730	380	—	5	—	607	—
Under 25	46	65	94	845	1,115	2,983	41	63	4,132	6,970	22,396	33	50	91	3,273	5,360	6,129	14	13	729	852
25-49	56	104		2,037	3,962		44	99	7,541	23,380		48	87		5,735	8,457		19		1,229	
50-99	101	144	124	6,720	9,408	8,218	95	140	38,741	53,650	60,885	97	134	123	18,125	21,309	15,466	55	48	4,707	4,196
100-199	77	77	108	9,201	9,254	13,742	74	76	58,161	39,994	91,220	76	73	108	17,962	15,341	23,515	43	63	4,638	6,639
200 and over	20	18	36	5,530	5,304	11,065	20	18	45,112	38,196	80,068	19	18	36	6,824	6,714	1',725	14	28	2,688	5,791
Kingman																					
Total	1,420	1,464	1,438	108,785	140,602	164,373	1,362	1,430	879,603	902,035	1,120,764	1,335	1,385	1,418	258,898	307,455	339,228	914	1 046	74,246	133,259
None	—	—	—	—	—	—	10	3	4,524	202	3,050	15	4	7	2,905	310	1,340	12	7	1,232	765
Under 25	158	91	278	2,785	1,647	8,672	126	76	20,969	10,574	63,221	115	67	263	12,532	5,087	29,162	60	141	4,053	11,273
25-49	321	246		12,089	9,020		305	235	95,589	55,178		292	222		38,495	27,190		175		12,171	
50-99	539	501	423	36,473	33,707	29,909	523	493	285,918	196,034	213,907	517	483	416	94,451	86,169	81,758	354	294	23,240	30,206
100-199	340	494	530	42,356	61,661	68,343	336	492	341,653	392,055	435,444	334	481	527	86,866	132,292	138,788	263	427	25,097	54,771
200 and over	62	132	207	15,082	34,567	57,449	62	131	130,950	247,992	405,142	62	128	205	23,649	56,407	88,180	50	177	8,453	36,244
Kiowa																					
Total	607	645	683	42,100	57,434	84,380	567	629	257,297	352,509	574,187	560	562	674	97,006	109,731	154,994	334	503	24,915	48,951
None	—	—	—	—	—	—	5	3	1,552	770	—	7	3	1	1,389	300	60	7	—	568	—
Under 25	104	63	113	1,852	1,114	3,525	80	56	10,316	7,917	25,079	77	37	111	7,362	2,851	9,847	29	53	1,628	3,274
25-49	145	130		5,394	4,647		132	125	30,168	25,496		131	103		15,603	11,227		67		3,160	
50-99	217	215	206	14,431	14,055	14,179	212	211	87,387	77,314	98,828	210	195	200	34,577	33,693	34,713	132	147	8,058	10,157
100-199	123	182	238	15,688	22,953	30,948	120	179	96,282	134,202	214,929	117	170	238	29,110	40,217	57,586	86	196	8,470	19,219
200 and over	18	55	126	4,735	14,665	35,728	18	55	31,612	108,810	235,351	18	54	124	8,965	21,443	52,788	13	107	3,031	16,301

[1] Comparison with later censuses may be found in groups below beginning with 400-699.

COUNTY TABLE 1.—CHICKENS ON FARMS 1940, 1935, AND 1930; CHICKEN EGGS PRODUCED AND CHICKENS RAISED 1939, 1934, AND 1929; AND CHICKENS SOLD, 1939 AND 1929; CLASSIFIED BY NUMBER ON HAND—Continued

(Chickens on hand over 4 months old Apr. 1, 1940 and over 3 months old Jan. 1, 1935 and Apr. 1, 1930)

STATE OR COUNTY AND NUMBER OF CHICKENS ON HAND	CHICKENS ON HAND						CHICKEN EGGS PRODUCED					CHICKENS RAISED						CHICKENS SOLD			
	Farms reporting			Number			Farms reporting		Dozens			Farms reporting			Number			Farms reporting		Number	
	1940 (Apr.1)	1935 (Jan.1)	1930 (Apr.1)	1940 (Apr. 1)	1935 (Jan. 1)	1930 (Apr. 1)	1939	1934	1939	1934	1929	1939	1934	1929	1939	1934	1929	1939	1929	1939	1929
KANSAS—Contd.																					
Labette																					
Total	2,255	2,497	2,335	163,298	197,972	245,353	2,132	2,354	1,245,319	1,028,737	1,830,375	2,083	2,227	2,197	327,166	375,278	465,166	1,599	1,764	129,376	238,229
None	----	----	----	----	----	----	19	13	5,121	4,233	3,765	26	16	12	3,151	1,830	3,128	23	10	1,709	1,041
Under 25	302	334	601	4,898	5,577	16,811	233	272	42,127	30,687	139,295	215	234	523	21,013	19,857	57,288	132	324	9,569	29,473
25-49	457	484		16,673	17,478		416	443	128,595	84,366		404	411		45,270	43,581		272		16,419	
50-99	892	890	760	58,734	58,077	50,819	869	847	434,420	275,012	388,271	855	816	716	126,820	123,125	115,044	670	576	47,569	55,830
100-199	526	657	697	62,798	83,049	86,932	517	649	473,756	428,621	644,477	507	624	675	103,988	141,875	166,540	437	602	43,215	85,045
200-399	74	120	217	17,661	27,830	52,761	74	118	141,036	160,147	348,763	72	115	214	23,400	37,285	72,095	61	197	9,145	34,860
400 and over	4	12	60	2,534	5,961	38,030	4	12	20,264	45,671	305,804	4	11	57	3,524	7,725	51,071	4	55	1,750	31,980
Lane																					
Total	357	430	420	25,156	38,030	44,588	344	410	175,903	240,954	339,820	338	368	418	56,763	70,899	87,385	179	271	12,753	24,055
None	----	----	----	----	----	----	2	1	897	50	----	5	2	----	415	300	----	2	----	150	----
Under 25	46	40	83	778	771	2,764	36	33	3,705	6,671	25,605	34	19	82	2,017	2,308	6,970	8	32	147	1,550
25-49	88	89		3,282	3,273		84	80	23,761	20,376		81	62		11,254	8,320		35		2,880	
50-99	136	141	137	9,096	9,493	9,528	135	137	60,957	58,485	76,806	133	129	136	22,081	19,533	22,914	75	85	4,151	5,264
100-199	77	121	145	9,524	15,576	18,526	77	120	66,244	83,690	137,348	75	120	145	16,851	28,882	36,321	52	107	4,255	10,235
200 and over	10	39	55	2,476	8,917	13,770	10	39	20,339	71,682	100,061	10	36	55	4,145	11,556	21,180	7	47	1,170	7,006
Leavenworth																					
Total	1,825	2,060	1,894	121,350	143,214	191,123	1,650	1,975	654,223	627,836	1,279,104	1,650	1,934	1,874	235,307	302,760	374,269	802	1,346	65,140	157,309
None	----	----	----	----	----	----	13	8	1,728	1,368	575	18	11	5	1,729	1,563	830	10	6	785	752
Under 25	344	406	486	5,664	6,950	14,243	241	364	24,867	22,923	103,193	231	340	473	15,507	19,755	43,558	61	200	3,710	14,522
25-49	449	475		16,408	16,826		403	459	76,910	68,036		404	438		38,312	43,413		141		8,924	
50-99	617	684	591	39,940	43,427	39,609	592	659	211,891	196,631	278,944	596	659	584	80,778	99,630	92,379	303	426	19,456	35,350
100-199	348	394	626	41,848	46,829	78,007	336	384	235,088	211,974	496,962	336	387	625	73,693	89,578	148,621	239	540	23,299	62,722
200-399	62	85	156	14,230	20,127	37,477	60	85	77,928	81,705	212,877	61	84	152	21,513	31,001	51,830	45	145	7,806	24,513
400 and over	5	16	35	3,260	9,055	21,787	5	16	25,811	45,199	186,553	4	15	35	3,775	17,820	37,051	3	29	1,160	19,450
Lincoln																					
Total	1,187	1,287	1,340	133,528	154,266	225,132	1,165	1,282	920,675	1,095,216	1,613,445	1,147	1,226	1,311	254,742	324,931	376,859	789	1,048	62,287	130,946
None	----	----	----	----	----	----	8	8	2,585	2,990	4,640	8	8	5	3,616	1,564	1,235	8	3	2,841	450
Under 25	61	73	94	1,061	1,276	3,062	47	66	4,828	15,055	26,916	46	52	81	4,147	7,690	7,906	22	32	1,326	2,673
25-49	104	146		3,964	5,398		101	145	27,093	50,173		91	136		13,404	19,963		52		3,800	
50-99	340	324	190	23,540	21,903	13,793	330	321	146,515	170,203	102,532	325	304	179	57,039	63,998	28,044	200	101	11,867	8,783
100-199	523	500	564	68,923	65,125	77,094	520	498	479,754	464,011	567,190	518	485	557	125,491	140,168	148,903	384	473	29,933	51,102
200 and over	159	244	492	36,040	60,564	131,183	159	244	259,900	392,784	912,167	159	241	489	51,045	91,548	190,771	123	439	12,520	67,938
Linn																					
Total	1,865	2,171	2,124	176,767	224,056	288,963	1,774	2,000	1,349,348	1,279,063	2,156,859	1,718	1,999	2,107	302,797	371,702	483,337	1,224	1,578	110,405	185,291
None	----	----	----	----	----	----	5	15	3,137	5,031	505	11	19	5	8,478	3,425	740	6	6	7,814	670
Under 25	166	193	306	2,689	3,334	8,937	133	136	22,901	21,050	74,292	118	141	295	9,479	11,982	20,834	61	117	4,132	6,935
25-49	291	302		10,771	10,863		266	258	81,622	58,711		251	252		22,183	27,449		149		6,607	
50-99	603	628	447	40,848	41,640	30,021	583	583	322,577	238,834	243,964	555	567	443	74,210	76,024	53,952	387	286	22,845	20,490
100-199	646	763	835	82,538	95,690	111,681	629	727	610,594	540,444	833,774	627	743	829	130,665	156,444	175,087	486	674	45,168	71,537
200-399	149	260	497	35,096	61,334	121,207	148	256	272,323	348,606	871,186	146	252	496	52,132	84,628	210,716	127	460	21,998	75,527
400 and over	10	25	39	4,825	11,195	17,117	10	25	36,194	66,387	133,138	10	25	39	5,650	11,750	22,008	8	35	1,841	10,132

Logan																				
Total	362	519	457	23,987	34,592	44,275	357	508	122,289	165,718	283,007	346	449	448	49,307	66,990	70,372	150	259	10,415	19,640
None							7	4	935	802	760	7	5	4	595	704	940	4	4	604	1,065
Under 25	58	97	108	987	1,683	3,293	55	89	4,592	10,958	24,462	48	63	105	2,699	4,718	7,476	7	29	279	1,213
25-49	100	143		3,733	5,297		93	140	16,848	23,791		93	125		9,041	13,507		31		2,210	
50-99	120	161	154	7,977	10,726	10,623	119	157	41,754	52,020	72,139	118	145	146	16,827	20,583	17,890	56	84	2,845	5,076
100-199	77	99	154	9,675	12,436	19,462	76	99	48,178	58,554	117,981	75	93	152	17,945	21,773	31,462	48	108	3,742	8,668
200 and over	7	19	41	1,615	4,450	10,897	7	19	9,982	19,593	67,665	7	18	41	2,200	5,705	12,604	4	34	735	3,618
Lyon																					
Total	2,164	2,396	2,443	237,055	272,392	378,340	2,084	2,349	1,664,772	1,587,979	3,037,774	2,065	2,219	2,403	415,582	468,967	584,360	1,496	1,739	133,003	222,644
None							17	28	8,936	7,511	2,400	18	26	3	4,005	3,486	1,100	16	4	2,783	1,500
Under 25	153	210	283	2,507	3,319	8,425	127	184	18,281	36,916	74,963	115	149	267	8,429	13,438	24,692	47	98	2,831	8,758
25-49	254	300		9,506	10,819		252	281	61,835	77,476		225	256		23,822	31,930		120		7,615	
50-99	605	618	474	41,326	40,399	32,829	574	598	285,193	229,951	277,289	576	559	460	90,318	89,575	66,555	385	255	27,069	20,661
100-199	857	843	931	110,692	107,738	123,983	842	836	759,170	585,552	972,020	840	813	923	187,366	179,820	210,431	676	707	54,816	74,389
200-399	280	386	658	65,554	91,272	160,879	277	383	473,091	521,745	1,283,274	276	377	653	91,062	126,697	220,337	237	582	32,261	87,227
400 and over	15	39	97	7,470	18,845	52,224	15	39	58,266	128,848	427,828	15	39	97	10,580	24,021	61,245	15	93	5,628	30,109
McPherson																					
Total	2,220	2,374	2,374	273,115	324,707	375,880	2,186	2,352	2,293,218	2,062,832	2,841,858	2,104	2,215	2,333	474,627	517,040	597,274	1,715	2,024	182,434	235,864
None							10	6	4,202	2,454	1,290	12	5	3	3,670	394	372	14	4	3,689	315
Under 25	121	108	187	2,069	1,880	5,461	110	101	15,281	16,576	54,947	89	62	171	8,887	6,635	15,505	44	101	3,369	5,859
25-49	213	186		7,987	6,772		194	179	58,457	41,870		183	146		20,570	16,861		110		7,236	
50-99	570	539	450	39,560	37,373	52,109	559	528	320,836	234,107	257,044	522	500	440	82,656	76,499	69,022	390	340	27,061	26,718
100-199	916	991	1,000	120,608	131,954	135,195	913	990	1,018,757	792,769	1,019,360	899	967	992	206,645	218,964	233,800	779	895	75,627	94,200
200-399	373	504	643	90,146	124,676	157,866	373	502	753,559	821,533	1,135,620	372	490	634	132,999	167,978	216,794	351	596	56,764	84,835
400 and over	27	46	94	12,745	22,052	45,249	27	46	122,126	153,523	373,597	27	45	93	19,200	29,709	61,781	27	88	8,688	23,937
Marion																					
Total	2,259	2,358	2,324	310,031	312,085	379,632	2,201	2,315	2,394,160	1,790,301	2,743,776	2,173	2,270	2,316	562,467	627,475	637,221	1,772	1,950	188,983	240,254
None							18	8	11,179	2,200	3,050	19	11	3	2,776	1,805	850	16	3	1,705	700
Under 25	76	100	152	1,333	1,697	4,478	61	87	12,203	13,587	37,023	60	79	147	7,894	10,133	13,360	34	66	3,514	4,495
25-49	145	192		5,419	7,080		128	182	38,797	48,837		116	165		13,997	28,103		64		4,708	
50-99	476	495	359	33,359	34,104	24,986	453	476	254,822	194,053	189,829	442	468	356	78,697	88,919	59,112	321	238	24,167	17,482
100-199	1,056	1,060	1,020	142,814	141,898	140,002	1,039	1,053	1,087,714	782,416	1,002,619	1,034	1,038	1,017	266,058	291,641	255,246	886	894	84,239	90,746
200-399	480	484	720	114,516	114,689	176,756	476	482	883,234	673,520	1,251,274	476	482	720	176,495	191,784	262,107	425	680	63,346	104,473
400 and over	26	27	73	12,590	12,617	33,410	26	27	106,211	75,688	259,983	26	27	73	16,550	15,090	46,546	26	69	7,304	22,358
Marshall																					
Total	2,447	2,657	2,685	304,353	338,968	398,436	2,318	2,584	2,013,503	2,122,228	2,798,507	2,318	2,570	2,662	564,679	623,341	696,407	1,873	2,167	198,659	260,444
None							13	26	6,544	9,237	8,070	13	26	11	1,950	4,489	3,065	9	9	1,054	1,946
Under 25	112	157	238	1,973	2,499	7,344	80	127	13,978	25,048	58,631	75	124	222	7,593	13,053	23,675	36	104	2,393	7,924
25-49	192	242		7,316	8,871		162	232	37,095	74,088		149	215		16,893	27,836		87		5,344	
50-99	613	628	536	42,986	42,941	38,287	578	596	271,986	267,986	276,487	577	598	527	95,122	101,516	87,725	406	382	30,100	29,534
100-199	1,106	1,072	1,189	146,122	139,525	157,853	1,066	1,032	928,801	826,342	1,091,781	1,084	1,053	1,185	272,253	253,667	299,270	943	1,017	89,906	108,111
200-399	408	511	645	97,656	121,007	156,293	403	504	683,961	747,892	1,061,367	404	507	640	158,718	181,905	233,313	377	581	64,147	89,508
400 and over	16	47	77	8,300	24,125	38,659	16	47	71,138	171,635	302,171	16	47	77	12,150	40,875	49,359	15	74	5,715	23,421
Meade																					
Total	625	759	707	46,344	63,367	72,335	615	732	293,971	369,963	499,004	572	669	704	95,698	117,792	137,147	300	381	21,550	39,882
None							5	3	285	215		3	2		212	131		3		176	
Under 25	69	101	186	1,208	1,725	5,636	64	87	6,848	9,334	42,917	49	59	185	3,468	4,022	16,637	18	60	867	4,498
25-49	155	151		5,852	5,725		150	145	32,479	31,373		135	124		15,628	13,727		48		2,333	
50-99	234	249	213	15,609	16,721	14,652	231	243	89,692	95,852	105,338	222	234	213	35,605	34,115	34,324	120	116	6,986	9,225
100-199	140	206	217	17,290	25,497	27,328	138	202	116,530	150,820	177,419	136	198	215	30,510	45,243	50,644	88	142	8,530	14,843
200 and over	27	52	91	6,385	13,699	24,719	27	52	48,137	82,369	173,330	27	52	91	10,275	20,554	35,542	23	63	2,678	11,316
Miami																					
Total	2,029	2,325	2,173	191,714	238,719	299,227	1,935	2,270	1,302,794	1,635,570	1,970,908	1,842	2,178	2,145	303,068	434,883	442,887	1,182	1,622	91,938	177,268
None							14	14	6,043	6,575	1,844	18	16	2	3,284	2,838	250	15	4	2,648	300
Under 25	180	216	272	2,909	3,417	7,987	142	188	18,122	42,860	70,533	107	164	264	7,464	17,833	21,651	36	110	2,148	9,442
25-49	324	373		11,732	13,134		296	356	81,247	107,319		271	328		24,383	39,853		110		5,894	

COUNTY TABLE 1.—CHICKENS ON FARMS 1940, 1935, AND 1930; CHICKEN EGGS PRODUCED AND CHICKENS RAISED 1939, 1934, AND 1929; AND CHICKENS SOLD, 1939 AND 1929; CLASSIFIED BY NUMBER ON HAND—Continued

(Chickens on hand over 4 months old Apr. 1, 1940 and over 3 months old Jan. 1, 1935 and Apr. 1, 1930)

STATE OR COUNTY AND NUMBER OF CHICKENS ON HAND	CHICKENS ON HAND						CHICKEN EGGS PRODUCED					CHICKENS RAISED						CHICKENS SOLD			
	Farms reporting			Number			Farms reporting		Dozens			Farms reporting			Number			Farms reporting		Number	
	1940 (Apr. 1)	1935 (Jan. 1)	1930 (Apr. 1)	1940 (Apr. 1)	1935 (Jan. 1)	1930 (Apr. 1)	1939	1934	1939	1934	1929	1939	1934	1929	1939	1934	1929	1939	1929	1939	1929
KANSAS—Con.																					
Miami—Continued																					
50-99	648	694	501	43,446	45,193	34,567	622	679	300,347	329,216	247,918	596	652	494	79,227	100,147	64,901	360	311	20,530	21,527
100-199	681	704	862	85,495	88,599	112,609	668	696	567,824	560,194	737,065	658	686	849	130,158	155,137	173,181	497	704	41,202	69,793
200-399	185	308	483	43,257	73,204	118,160	182	307	286,841	482,361	734,069	181	302	481	52,562	100,125	155,212	154	443	17,531	64,532
400 and over	11	30	55	4,875	15,172	25,904	11	30	42,370	107,045	179,479	11	30	55	5,990	18,950	27,692	10	50	1,985	11,674
Mitchell																					
Total	1,215	1,493	1,547	115,412	143,658	220,332	1,161	1,466	731,623	936,570	1,533,553	1,127	1,377	1,541	209,293	284,702	355,199	744	1,122	52,407	116,480
None	———	———	———	———	———	———	3	11	413	2,672	1,610	3	11	5	500	1,682	265	3	5	350	410
Under 25	65	154	150	1,114	2,458	4,566	49	133	6,031	18,426	39,413	44	105	147	3,335	11,422	11,598	14	56	414	3,869
25-49	193	251		7,434	9,687		183	243	43,995	64,452		163	218		19,567	26,119		85		5,216	
50-99	420	430	510	29,141	28,845	21,790	401	422	185,382	186,693	165,700	397	401	307	60,808	69,167	44,481	237	183	13,460	12,450
100-199	460	496	694	58,665	62,773	92,436	450	495	372,505	404,097	664,070	445	483	689	97,608	119,817	157,079	341	536	23,269	50,900
200-399	73	152	363	17,287	35,210	87,151	71	152	106,788	232,020	559,221	71	149	363	24,275	50,845	124,026	60	312	7,438	41,639
400 and over	4	10	30	1,771	4,685	14,389	4	10	16,509	28,210	103,539	4	10	30	3,200	5,650	17,750	4	30	2,260	7,212
Montgomery																					
Total	2,175	2,468	2,294	126,925	169,939	198,104	2,037	2,316	830,837	944,917	1,497,906	1,956	2,295	2,231	292,109	350,892	415,887	1,198	1,560	98,312	180,414
None	———	———	———	———	———	———	20	20	6,375	3,652	3,036	15	28	11	3,030	3,501	1,592	24	9	2,683	1,295
Under 25	488	415	777	7,852	6,850	21,432	397	339	49,609	34,998	173,421	357	322	721	32,071	24,882	63,509	159	346	11,981	23,657
25-49	577	686		20,756	24,696		545	626	134,003	119,145		526	619		60,968	61,878		288		19,314	
50-99	752	766	734	46,971	48,856	48,702	707	739	289,482	250,744	367,861	693	738	718	104,778	106,239	123,377	452	548	30,692	51,306
100-199	330	491	602	39,243	59,815	75,447	320	483	261,786	340,580	531,768	317	479	601	71,442	108,374	144,562	233	497	24,108	61,687
200-399	44	96	155	10,203	22,842	37,148	44	95	72,370	149,554	294,834	44	95	154	16,870	37,223	62,285	38	138	8,059	31,181
400 and over	4	14	26	1,900	6,880	15,375	4	14	17,212	46,244	126,986	4	14	26	2,950	8,795	20,562	4	22	1,475	11,288
Morris																					
Total	1,265	1,448	1,484	125,166	153,128	223,695	1,219	1,432	896,054	1,265,147	1,596,039	1,200	1,378	1,474	231,204	280,814	331,939	894	1,150	77,168	129,678
None	———	———	———	———	———	———	15	11	4,192	10,228	600	21	15	2	3,235	2,012	1,300	20	2	2,225	250
Under 25	98	121	163	1,635	1,984	4,981	76	110	14,467	25,137	39,549	71	92	159	7,404	8,875	13,280	39	68	3,068	4,135
25-49	174	161		6,599	5,796		158	157	51,533	66,399		147	136		18,091	16,844		74		5,096	
50-99	397	424	299	27,998	28,608	21,164	385	418	194,600	258,309	161,258	376	409	295	59,331	63,401	41,896	279	206	17,498	15,025
100-199	475	561	612	60,754	72,735	81,824	464	556	431,786	588,135	538,867	467	548	610	105,228	129,217	132,838	377	508	33,718	48,630
200 and over	121	181	410	28,180	44,005	115,726	121	180	199,476	316,939	855,765	118	178	408	37,915	60,465	142,625	105	366	15,563	61,638
Morton																					
Total	197	393	356	15,328	25,885	30,784	189	363	66,914	69,604	195,253	182	323	353	30,797	43,376	59,532	54	167	2,852	14,443
None	———	———	———	———	———	———	1	1	25	100	100	1	3	1	50	520	400	———	1	———	230
Under 25	35	72	101	620	1,201	3,303	31	62	2,463	3,291	21,063	24	41	98	1,662	2,499	7,413	1	20	40	922
25-49	33	113		1,257	4,400		29	105	5,871	10,294		31	92		3,003	9,213		9		222	
50-99	68	123	138	4,542	7,912	9,285	67	118	20,681	21,750	60,275	66	109	137	8,602	14,353	21,502	15	71	649	5,288
100-199	54	69	86	7,199	8,242	10,496	54	64	28,434	24,869	66,075	53	63	86	13,280	11,846	18,172	24	51	1,385	4,127
200 and over	7	16	31	1,710	4,130	7,700	7	13	9,440	9,300	47,740	7	15	31	4,200	4,945	12,045	5	24	556	3,876

Nemaha																				
Total	2,118	2,266	2,351	259,525	279,183	361,981	2,052	2,228	1,525,165	1,696,139	2,459,964	2,020	2,130	2,291	447,998	484,898	601,900	1,609	1,913	151,683	250,601
None							10	16	7,585	6,750	3,500	9	21	4	2,270	3,125	1,000	10	4	1,272	550
Under 25	100	168	219	1,652	2,831	6,184	80	151	8,702	33,733	44,164	72	121	194	6,125	11,444	16,892	33	90	2,638	7,405
25-49	191	253		7,136	9,203		175	241	39,544	69,466		163	215		15,279	27,664		80		3,577	
50-99	526	511	404	36,771	33,981	27,848	500	496	216,157	214,557	208,415	492	475	392	73,262	81,136	61,215	362	295	23,720	24,601
100-199	956	871	992	126,655	113,743	131,921	945	863	734,547	674,037	853,219	942	846	974	221,362	203,089	238,282	809	840	71,381	95,319
200-399	328	432	676	78,747	102,840	165,196	325	430	455,450	580,402	1,093,223	325	422	667	111,450	142,565	243,025	299	630	37,320	102,839
400 and over	17	31	60	8,564	16,585	30,832	17	31	63,180	117,194	257,443	17	30	60	18,250	15,875	41,486	16	54	11,775	19,887
Neosho																				
Total	2,022	2,160	2,026	192,272	232,013	257,567	1,897	2,121	1,285,065	1,416,130	1,897,431	1,796	1,988	1,997	302,301	396,739	440,347	1,261	1,627	93,673	191,114
None							5	12	2,916	2,575	4,225	9	13	11	1,136	1,545	2,015	4	7	674	1,305
Under 25	230	228	351	3,914	3,686	10,345	189	206	23,287	26,744	82,037	168	155	328	13,806	16,345	33,436	87	194	5,404	12,263
25-49	348	284		13,218	10,298		313	278	77,360	63,748		271	248		26,965	27,585		185		8,961	
50-99	599	567	484	40,427	38,131	34,044	564	553	240,995	217,724	266,667	531	526	476	72,404	81,554	71,923	365	361	21,040	29,331
100-199	620	758	780	79,241	97,687	102,017	604	750	525,760	582,183	724,533	601	730	773	121,982	155,905	177,717	464	690	37,318	74,912
200-399	208	304	368	47,647	72,861	89,201	206	303	361,933	453,702	629,243	200	297	366	57,713	102,726	125,776	160	335	16,756	57,468
400 and over	17	19	43	7,825	9,350	21,960	16	19	52,814	69,454	190,726	16	19	43	8,295	11,081	29,480	16	40	3,520	15,835
Ness																				
Total	884	1,028	991	70,439	88,891	118,093	852	1,014	503,132	526,497	840,579	831	945	962	165,119	187,060	209,915	601	643	44,230	57,406
None							12	11	2,402	2,899	1,050	13	14	4	1,670	2,210	730	13	3	710	87
Under 25	103	103	144	1,742	1,815	4,739	85	93	8,272	13,071	36,686	77	66	130	8,485	5,403	14,667	40	46	2,109	3,169
25-49	208	197		7,983	7,204		192	191	46,170	58,414		193	172		27,888	20,480		112		6,210	
50-99	335	372	279	22,947	24,663	19,601	327	367	141,601	161,814	141,748	319	348	270	57,199	59,290	45,015	244	151	13,299	11,323
100-199	193	287	403	24,578	36,362	51,445	192	283	178,647	180,205	358,393	184	277	394	49,016	70,210	92,083	149	296	13,084	24,740
200-399	37	60	152	9,014	14,427	36,348	36	60	78,575	75,290	255,057	37	59	151	14,611	22,357	49,545	35	135	5,418	16,001
400 and over	8	9	13	4,175	4,420	5,960	8	9	47,465	34,804	47,645	8	9	13	6,250	7,110	7,875	8	12	3,400	2,086
Norton																				
Total	1,177	1,514	1,569	95,323	120,305	171,374	1,139	1,486	585,709	718,234	1,230,208	1,078	1,441	1,504	178,686	258,642	305,524	732	1,059	47,871	99,425
None							10	17	3,216	6,025	1,595	7	30	2	1,560	4,181	850	8	3	1,410	997
Under 25	110	228	248	1,983	3,698	8,016	92	208	13,109	31,773	63,191	75	191	203	6,393	17,186	19,926	37	89	2,363	5,628
25-49	220	321		8,613	12,298		207	306	47,138	74,978		187	285		18,932	33,736		96		3,962	
50-99	488	497	479	33,410	33,105	33,106	476	489	204,175	204,979	252,639	462	475	467	68,629	74,651	68,600	312	290	17,638	18,932
100-199	309	374	653	38,420	46,115	83,697	306	372	226,234	262,078	588,979	298	367	643	64,052	90,617	146,006	243	515	16,398	48,236
200-399	46	83	178	10,680	19,741	41,520	44	83	67,651	101,838	286,055	45	82	178	15,120	29,726	62,462	32	153	4,187	22,381
400 and over	4	11	11	2,217	5,348	5,035	4	11	24,186	36,563	37,749	4	11	11	4,000	8,545	7,680	4	9	1,913	3,251
Osage																				
Total	2,052	2,421	2,452	219,921	255,084	362,421	1,900	2,376	1,334,340	1,681,898	2,689,177	1,830	2,203	2,441	334,537	417,861	534,217	1,249	1,780	100,076	202,399
None							11	14	3,270	5,840	1,755	9	25	3	1,020	3,765	465	10	4	775	515
Under 25	137	211	297	2,286	3,501	9,093	85	189	11,828	29,767	75,607	71	134	293	5,712	11,174	24,886	32	118	2,402	8,235
25-49	234	341		8,709	12,386		192	329	47,469	97,380		168	287		17,168	31,613		86		5,046	
50-99	603	693	495	41,664	44,746	33,816	565	674	242,797	298,476	265,305	556	624	491	73,765	89,661	62,046	336	301	19,205	19,143
100-199	836	833	959	108,656	108,257	128,876	807	830	642,545	691,284	966,814	791	802	958	161,855	169,799	205,605	591	750	47,690	75,289
200-399	231	317	627	52,761	75,254	153,629	229	315	344,810	475,374	1,101,794	225	306	623	66,817	93,379	198,167	186	536	20,716	77,941
400 and over	11	26	74	5,845	12,940	37,007	11	25	41,621	83,777	277,902	10	25	73	8,200	18,470	43,050	8	71	4,242	21,276
Osborne																				
Total	1,243	1,470	1,502	119,446	126,288	208,952	1,195	1,474	774,564	944,572	1,412,712	1,176	1,383	1,470	236,877	288,700	346,695	788	1,150	64,074	117,374
None							10	27	2,702	4,078	808	15	27	2	2,619	2,952	350	12	3	1,623	568
Under 25	100	182	145	1,663	3,112	4,787	85	172	13,552	31,240	32,763	73	136	130	7,956	15,296	13,008	35	70	2,558	4,341
25-49	180	306		6,843	11,821		161	300	40,950	94,466		153	275		19,616	36,750		83		5,359	
50-99	434	460	350	29,584	31,357	24,466	419	456	189,522	241,252	176,977	415	434	339	68,266	79,577	51,121	266	234	17,226	16,426
100-199	420	400	640	53,824	49,878	85,076	411	397	335,351	362,401	587,850	412	391	634	97,790	104,264	149,080	300	516	24,219	48,639
200-399	101	116	343	23,632	27,000	83,363	101	116	156,237	184,030	526,580	100	114	343	34,780	44,261	119,561	86	305	10,839	41,690
400 and over	8	6	24	3,900	3,120	11,260	8	6	36,250	27,105	87,734	8	6	23	5,850	5,600	13,575	6	22	2,250	5,710

COUNTY TABLE 1.—CHICKENS ON FARMS 1940, 1935, AND 1930; CHICKEN EGGS PRODUCED AND CHICKENS RAISED 1939, 1934, AND 1929; AND CHICKENS SOLD, 1939 AND 1929; CLASSIFIED BY NUMBER ON HAND—Continued

(Chickens on hand over 4 months old Apr. 1, 1940 and over 3 months old Jan. 1, 1935 and Apr. 1, 1930)

STATE OR COUNTY AND NUMBER OF CHICKENS ON HAND	CHICKENS ON HAND						CHICKEN EGGS PRODUCED					CHICKENS RAISED						CHICKENS SOLD			
	Farms reporting			Number			Farms reporting		Dozens			Farms reporting			Number			Farms reporting		Number	
	1940 (Apr. 1)	1935 (Jan. 1)	1930 (Apr. 1)	1940 (Apr. 1)	1935 (Jan. 1)	1930 (Apr. 1)	1939	1934	1939	1934	1929	1939	1934	1929	1939	1934	1929	1939	1929	1939	1929
KANSAS—Con.																					
Ottawa																					
Total	1,212	1,405	1,441	111,421	139,648	208,161	1,168	1,395	741,590	990,966	1,544,713	1,159	1,309	1,367	207,541	295,496	377,181	720	1,104	54,022	146,582
None	—	—	—	—	—	—	7	17	1,670	10,586	1,391	12	23	6	1,845	5,551	1,230	8	6	852	862
Under 25	92	139	152	1,609	2,407	4,221	81	130	7,595	24,698	36,476	73	99	118	5,887	9,243	13,767	21	69	1,043	5,740
25-49	207	221		7,852	8,062		191	215	42,041	71,575		180	199		19,028	27,928		88		4,616	
50-99	411	405	311	27,884	26,856	21,538	394	402	173,858	186,600	163,789	397	371	287	59,676	68,222	48,363	241	195	15,688	16,822
100-199	404	485	619	50,455	62,456	83,394	398	476	331,244	415,820	623,577	402	464	602	88,855	123,864	159,110	284	509	22,030	60,586
200-399	91	148	320	20,633	35,817	79,918	90	146	156,274	256,128	573,247	88	144	315	28,970	55,865	125,806	72	289	9,078	50,056
400 and over	7	9	39	2,990	4,050	19,090	7	9	28,908	25,559	146,233	7	9	39	3,300	4,825	28,905	6	36	715	12,516
Pawnee																					
Total	904	1,018	1,008	71,582	97,651	107,670	875	986	553,597	555,897	769,896	856	910	988	176,348	199,192	228,024	597	792	59,940	87,926
None	—	—	—	—	—	—	12	1	3,132	40	1,570	16	3	5	6,780	450	850	12	6	6,351	342
Under 25	103	89	202	1,697	1,577	6,745	88	75	12,907	8,448	54,298	78	56	188	8,175	4,194	21,459	41	108	3,469	6,720
25-49	209	178		7,759	6,661		195	170	57,353	36,598		188	136		22,528	15,161		105		5,437	
50-99	339	336	310	23,002	22,277	21,498	331	331	167,978	123,223	156,187	326	312	307	59,579	54,947	56,558	232	240	15,023	19,350
100-199	211	312	374	27,172	39,639	47,336	207	308	207,496	218,581	321,137	206	303	367	56,201	78,960	95,735	170	322	18,812	37,707
200-399	38	96	108	9,110	22,877	25,212	38	94	77,362	137,007	184,070	38	93	107	17,485	35,880	40,657	33	102	6,752	17,627
400 and over	4	7	14	2,842	4,620	6,879	4	7	27,369	32,000	52,634	4	7	14	5,600	9,600	12,765	4	14	4,096	6,180
Phillips																					
Total	1,442	1,876	1,829	142,634	183,868	248,228	1,403	1,853	942,063	1,145,350	1,544,923	1,281	1,769	1,782	227,015	326,927	387,868	856	1,377	53,927	128,406
None	—	—	—	—	—	—	9	27	3,310	10,648	1,387	11	29	4	1,290	4,390	420	8	4	576	460
Under 25	82	204	203	1,555	3,453	6,612	70	185	13,771	38,576	54,874	51	154	179	4,489	15,027	15,473	27	92	1,459	4,276
25-49	218	298		8,323	11,286		203	284	51,825	76,551		172	269		18,289	32,391		85		3,794	
50-99	487	558	408	33,763	38,381	28,959	475	548	203,430	257,826	189,600	430	515	390	64,126	79,408	52,660	284	267	15,785	15,792
100-199	524	592	797	67,228	76,317	106,523	517	585	455,738	451,345	664,902	493	580	792	99,146	123,559	169,418	356	645	22,426	52,211
200-399	127	216	402	30,015	50,787	97,709	125	216	205,529	309,061	586,705	120	214	398	36,725	66,702	133,827	96	369	9,909	55,667
400 and over	4	8	19	1,750	3,644	8,425	4	8	8,460	21,343	47,455	4	8	19	2,950	5,450	16,070				
Pottawatomie																					
Total	1,756	2,010	1,996	193,713	216,250	284,857	1,686	1,989	1,226,570	1,162,671	2,037,855	1,586	1,876	1,966	314,064	403,652	458,489	1,223	1,545	93,321	163,819
None	—	—	—	—	—	—	7	14	1,606	6,875	4,980	8	14	9	1,470	2,417	1,266	6	6	1,303	902
Under 25	103	167	208	1,662	2,734	6,409	88	155	13,859	20,058	50,545	67	112	192	7,022	15,488	18,958	35	88	3,045	7,897
25-49	212	259		8,056	9,400		189	252	46,245	64,978		165	224		15,820	28,777		84		3,465	
50-99	479	546	433	34,111	36,210	29,690	453	537	202,130	196,757	236,411	430	521	419	64,170	85,193	61,959	300	289	17,102	19,728
100-199	747	749	825	97,860	96,122	109,098	736	745	592,300	498,816	790,585	706	725	818	153,857	170,919	189,168	604	684	44,767	64,859
200-399	206	270	489	48,284	63,184	118,220	204	267	331,530	336,322	790,205	201	261	485	65,955	89,608	162,613	185	437	20,591	57,715
400 and over	9	19	43	3,740	8,600	21,440	9	19	38,900	38,865	165,129	9	19	43	5,790	11,230	24,525	9	41	3,050	12,718
Pratt																					
Total	967	1,035	1,058	76,621	99,560	119,568	917	1,006	510,415	596,006	867,323	874	945	1,049	171,875	210,443	261,517	569	814	45,624	98,574
None	—	—	—	—	—	—	11	—	2,538	—	1,290	11	1	4	1,952	580	650	10	4	1,565	550
Under 25	106	83	180	1,900	1,528	5,402	87	71	13,929	7,995	42,464	68	57	170	9,233	4,621	19,996	35	90	2,579	6,876
25-49	202	174		7,421	6,234		185	165	41,358	32,859		173	144		21,313	17,827		94		4,747	

50-99	357	350	317	23,558	23,195	21,599	341	343	151,429	135,690	155,392	330	327	316	59,903	57,856	59,221	209	228	13,091	19,792
100-199	255	315	428	31,510	39,285	55,320	248	314	210,467	240,435	391,168	245	305	427	61,601	81,159	123,191	181	377	17,268	47,917
200 and over	47	113	133	12,232	29,318	37,247	45	113	90,694	179,027	277,009	47	111	132	17,873	48,400	58,459	40	115	6,374	23,439
Rawlins																					
Total	888	1,010	1,019	81,223	99,141	115,041	871	987	496,473	499,477	796,862	838	934	996	181,342	200,216	220,846	555	715	42,963	65,181
None	-----	-----	-----	-----	-----	-----	6	9	1,800	3,550	1,500	7	6	4	840	1,000	1,335	5	7	313	1,243
Under 25	76	95	169	1,359	1,590	5,150	70	81	8,630	7,026	40,067	63	61	149	5,681	6,055	13,151	18	63	1,401	3,996
25-49	135	167		5,225	6,153		128	162	27,820	24,353		120	142		15,733	18,658		58		2,825	
50-99	332	303	283	22,629	20,054	19,843	324	296	124,926	96,269	152,192	313	289	279	58,677	46,913	47,341	213	178	13,029	12,382
100-199	277	332	426	35,006	41,774	55,521	275	328	221,711	205,145	375,053	267	326	423	68,628	82,538	107,522	204	341	15,636	29,117
200-399	64	103	136	14,704	24,770	32,127	64	102	89,296	139,344	208,418	64	101	136	25,908	36,452	48,297	54	121	7,543	16,767
400 and over	4	10	5	2,300	4,800	2,400	4	9	22,290	23,790	19,632	4	9	5	5,875	8,600	5,200	3	5	2,216	1,676
Reno																					
Total	2,828	2,881	2,913	249,535	279,094	317,206	2,686	2,741	1,972,084	1,757,310	2,478,978	2,653	2,664	2,888	541,267	589,992	674,583	1,974	2,252	186,984	288,296
None	-----	-----	-----	-----	-----	-----	15	7	6,582	1,300	110,665	21	14	15	4,342	3,730	6,635	24	14	3,447	4,602
Under 25	282	217	577	4,551	3,733	16,635	212	174	38,343	22,584	144,867	211	158	556	25,122	13,749	57,806	114	275	12,072	22,421
25-49	504	480		18,726	17,396		468	440	132,607	109,117		447	404		60,648	47,989		269		19,599	
50-99	1,014	943	885	67,935	62,464	60,824	972	904	515,483	393,949	437,274	971	885	872	165,344	152,715	156,332	710	665	48,679	61,209
100-199	833	971	1,074	105,849	122,272	138,196	827	952	846,046	759,904	980,050	815	945	1,070	202,241	255,175	281,532	688	950	69,585	118,603
200-399	174	240	342	42,817	56,718	82,141	173	235	352,275	363,848	647,922	169	230	340	72,070	88,021	137,111	149	315	28,863	65,132
400 and over	21	30	35	9,657	16,511	19,410	19	29	80,748	106,608	158,200	19	28	35	11,500	30,615	35,167	20	33	4,739	16,329
Republic																					
Total	2,011	2,196	2,203	254,696	268,429	345,610	1,940	2,177	1,704,914	1,616,393	2,398,810	1,904	2,072	2,197	476,422	504,384	563,048	1,639	1,830	163,416	198,227
None	-----	-----	-----	-----	-----	-----	4	20	3,536	5,098	7,400	6	19	5	1,139	3,102	1,445	7	4	1,954	1,205
Under 25	73	106	154	1,220	1,762	4,630	57	94	7,169	16,905	38,194	46	74	151	3,878	8,497	11,902	25	64	1,688	3,063
25-49	124	248		4,632	8,923		110	238	23,237	59,904		97	206		11,238	25,086		62		4,302	
50-99	476	495	372	33,379	33,696	25,159	456	487	212,478	213,402	191,438	439	458	369	71,066	77,603	52,666	346	257	21,579	15,940
100-199	976	939	946	128,075	122,053	127,379	951	931	842,713	733,519	898,118	955	913	942	242,971	232,380	222,093	854	813	80,438	74,997
200-399	347	389	673	80,040	91,120	162,525	347	388	567,576	537,181	1,065,713	346	384	672	134,580	146,516	242,222	330	637	48,501	89,799
400 and over	15	19	58	7,350	10,875	25,917	15	19	48,205	50,384	197,947	15	18	58	11,550	11,200	32,720	15	55	4,954	13,223
Rice																					
Total	1,266	1,298	1,336	117,705	136,688	158,462	1,215	1,282	851,287	968,165	1,157,653	1,151	1,216	1,329	245,422	285,639	319,252	865	1,039	81,973	127,619
None	-----	-----	-----	-----	-----	-----	4	5	930	4,375	985	6	7	3	508	2,780	915	6	2	498	460
Under 25	98	79	213	1,706	1,371	6,427	83	77	14,557	10,421	49,878	67	58	207	9,191	5,392	22,264	58	95	3,826	5,720
25-49	195	178		7,243	6,829		181	169	52,592	43,277		163	161		22,927	20,106		98		6,939	
50-99	450	423	380	30,476	28,511	26,014	433	419	214,102	203,009	190,540	412	394	376	72,439	70,730	59,771	299	277	22,297	22,190
100-199	424	450	514	55,410	56,359	66,735	417	444	371,746	395,696	475,487	409	434	514	104,552	115,307	135,501	334	454	32,257	55,242
200-399	92	155	212	21,460	37,453	50,936	91	155	162,061	260,957	367,770	87	151	212	31,900	59,865	87,851	83	194	13,801	36,972
400 and over	7	13	17	3,410	6,165	8,350	6	13	15,299	50,430	72,993	7	13	17	3,905	11,459	12,950	7	17	2,375	7,035
Riley																					
Total	1,371	1,454	1,483	181,896	191,279	240,835	1,325	1,450	1,382,500	1,230,529	1,844,724	1,286	1,340	1,455	292,957	326,012	374,847	982	1,129	95,340	145,962
None	-----	-----	-----	-----	-----	-----	10	10	2,927	9,286	2,560	7	10	4	1,178	3,650	1,194	8	5	914	923
Under 25	111	115	169	1,690	1,865	4,810	92	111	10,683	15,847	38,185	74	76	161	8,366	6,986	12,100	25	66	4,546	3,919
25-49	149	171		5,447	6,200		132	167	30,659	41,620		150	141		11,654	16,543		65		2,551	
50-99	266	296	240	18,717	19,738	16,232	252	294	127,390	132,458	122,137	245	265	234	54,484	45,127	53,066	161	153	8,158	12,029
100-199	518	530	564	69,498	69,943	75,899	512	527	510,511	414,385	531,893	505	510	553	113,486	119,759	126,678	426	446	34,687	45,529
200-399	307	302	447	75,674	73,318	111,698	307	301	618,613	483,995	880,789	305	299	441	104,785	105,395	155,412	279	400	36,555	60,855
400 and over	20	40	63	10,870	20,215	32,196	20	40	81,717	132,938	269,182	20	39	62	19,024	28,552	46,397	18	59	7,969	22,707
Rooks																					
Total	1,028	1,226	1,269	75,257	85,419	142,138	987	1,191	425,475	492,403	927,456	964	1,157	1,250	160,715	210,254	261,196	596	875	58,277	84,650
None	-----	-----	-----	-----	-----	-----	8	20	945	3,508	1,335	10	20	6	958	2,388	1,190	8	6	362	384
Under 25	116	198	221	2,071	3,612	6,910	103	172	11,924	22,051	54,201	83	148	208	8,583	15,740	19,439	35	80	1,765	5,402
25-49	240	280		9,368	10,516		219	270	44,057	64,853		221	257		25,180	34,813		105		4,465	
50-99	394	441	376	26,626	28,761	26,428	382	427	135,607	159,733	193,415	377	413	371	61,966	75,746	59,307	257	255	13,975	17,429
100-199	251	262	490	31,072	31,879	64,053	249	258	190,462	180,149	398,331	247	254	484	54,875	65,277	114,085	193	391	14,995	38,298
200 and over	27	45	182	6,120	10,651	44,747	26	44	42,480	62,109	280,174	26	45	181	9,153	18,290	67,175	18	163	2,719	25,137

COUNTY TABLE 1.—CHICKENS ON FARMS 1940, 1935, AND 1930; CHICKEN EGGS PRODUCED AND CHICKENS RAISED 1939, 1934, AND 1929; AND CHICKENS SOLD, 1939 AND 1929; CLASSIFIED BY NUMBER ON HAND—Continued

(Chickens on hand over 4 months old Apr. 1, 1940 and over 3 months old Jan. 1, 1935 and Apr. 1, 1930)

STATE OR COUNTY AND NUMBER OF CHICKENS ON HAND	CHICKENS ON HAND						CHICKEN EGGS PRODUCED					CHICKENS RAISED						CHICKENS SOLD			
	Farms reporting			Number			Farms reporting		Dozens			Farms reporting			Number			Farms reporting		Number	
	1940 (Apr.1)	1935 (Jan.1)	1930 (Apr.1)	1940 (Apr. 1)	1935 (Jan. 1)	1930 (Apr. 1)	1939	1934	1939	1934	1929	1939	1934	1929	1939	1934	1929	1939	1929	1939	1929
KANSAS—Con.																					
Rush																					
Total	967	1,073	1,073	70,537	110,714	143,441	946	1,055	544,351	611,210	973,409	939	1,003	1,052	177,377	226,508	258,539	620	776	42,694	77,638
None	———	———	———	———	———	———	6	4	2,752	905	800	4	3	1	695	835	200	5	1	284	125
Under 25	122	86	114	2,264	1,522	3,726	112	78	16,505	7,192	28,828	118	58	103	12,668	7,670	11,282	46	49	2,614	3,374
25-49	239	159		9,145	5,915		229	155	70,111	41,440		225	146		33,872	20,052		147		7,066	
50-99	364	313	255	24,522	21,381	18,289	359	305	179,888	111,432	132,122	353	289	247	65,672	51,017	44,794	233	168	15,939	12,868
100-199	206	400	477	25,851	52,195	64,064	205	398	194,741	284,162	433,837	203	392	475	50,820	101,794	115,971	156	370	12,545	33,879
200-399	33	108	216	7,525	25,026	51,568	32	108	66,694	135,544	330,869	33	108	215	12,350	39,470	75,892	30	178	3,485	22,822
400 and over	3	7	11	1,230	4,675	5,794	3	7	13,660	30,535	46,953	3	7	11	1,300	5,670	10,400	3	10	761	4,570
Russell																					
Total	1,081	1,205	1,222	83,366	102,224	160,609	1,053	1,189	597,593	609,347	1,065,752	1,029	1,110	1,208	197,129	231,387	289,507	678	943	43,960	92,560
None	———	———	———	———	———	———	9	15	3,437	3,940	1,645	13	10	5	2,066	1,390	361	8	5	1,299	628
Under 25	86	114	114	1,455	1,901	3,701	79	102	13,044	13,109	28,813	64	71	106	6,488	8,324	11,194	29	42	1,204	3,905
25-49	257	238		10,043	8,979		241	230	78,711	58,505		231	216		32,164	30,041		128		5,159	
50-99	447	410	323	30,530	28,210	23,526	440	404	223,831	166,994	169,554	437	382	317	80,506	72,954	60,018	286	232	15,303	17,394
100-199	246	378	552	30,393	47,627	73,579	240	373	200,058	272,448	452,218	241	367	549	58,315	95,851	138,151	188	464	14,921	42,791
200-399	42	63	224	9,595	14,457	53,733	41	63	66,080	86,591	368,700	40	62	222	15,840	21,502	74,463	36	191	5,460	25,372
400 and over	3	2	9	1,350	1,050	6,070	3	2	12,432	7,760	44,822	3	2	9	1,750	1,325	5,320	3	9	614	2,470
Saline																					
Total	1,407	1,616	1,583	145,662	205,088	264,506	1,345	1,589	988,837	1,297,200	1,939,234	1,292	1,505	1,506	271,874	347,650	417,871	1,012	1,226	96,575	175,816
None	———	———	———	———	———	———	9	12	1,343	2,924	———	6	14	1	740	2,990	50	8	1	630	50
Under 25	96	98	146	1,597	1,625	3,980	73	83	10,094	11,446	30,672	62	68	114	8,506	6,440	9,739	36	39	5,054	2,435
25-49	199	166		7,590	5,827		183	160	47,271	39,089		171	133		21,648	13,834		100		6,035	
50-99	418	387	280	28,526	25,887	19,231	402	375	181,374	154,650	134,737	380	356	264	60,950	57,551	39,346	271	174	18,321	14,727
100-199	537	615	624	68,861	79,432	83,168	522	609	463,329	467,494	620,619	519	591	607	122,452	137,496	145,561	444	518	44,073	59,143
200-399	150	322	448	35,048	78,317	110,603	149	322	248,149	523,113	765,911	147	315	437	51,478	110,354	158,376	147	414	20,092	67,414
400 and over	7	28	85	4,040	14,000	47,524	7	28	37,277	98,484	387,295	7	28	83	6,100	18,985	64,799	6	80	2,370	32,047
Scott																					
Total	360	423	397	28,396	35,669	43,173	357	403	187,881	225,398	302,165	341	357	391	63,437	65,823	75,626	207	215	17,493	20,619
None	———	———	———	———	———	———	4	2	1,259	100	———	8	3	———	1,170	300	———	5	———	429	———
Under 25	41	53	66	655	998	2,025	36	43	3,382	5,593	15,459	32	32	64	3,696	2,860	3,628	14	11	963	467
25-49	84	83		3,066	3,118		84	79	18,363	18,820		74	58		8,225	5,769		36		2,007	
50-99	117	138	130	7,955	9,211	8,770	117	134	44,556	61,044	65,527	111	124	128	21,965	18,293	20,006	69	65	6,826	4,847
100-199	99	119	150	12,469	14,877	18,752	97	115	81,847	91,090	122,438	97	114	149	22,341	28,111	33,091	70	102	5,954	9,324
200 and over	19	30	51	4,251	7,465	13,626	19	30	38,474	48,751	98,741	19	26	50	6,040	10,490	18,901	13	37	1,314	5,981
Sedgwick																					
Total	2,779	3,266	3,100	235,717	288,114	335,523	2,541	3,019	1,643,956	1,602,905	2,589,964	2,546	2,798	3,085	519,464	579,031	721,765	1,534	2,148	155,163	282,751
None	———	———	———	———	———	———	21	13	8,787	4,415	9,251	36	14	20	16,943	1,684	5,621	25	18	13,749	5,136
Under 25	343	513	670	5,566	7,582	17,439	240	386	47,666	36,028	198,914	227	327	643	22,808	22,003	56,650	77	252	7,057	19,358
25-49	507	542		18,199	19,388		428	490	113,125	93,044		435	448		51,754	45,278		188		12,522	
50-99	970	1,033	915	64,570	68,555	61,662	912	975	422,298	371,771	448,166	910	900	912	156,639	146,953	160,614	543	589	38,199	53,179

100-199	775	892	1,127	96,874	111,634	144,046	758	878	670,153	606,937	1,050,726	759	836	1,122	193,377	213,690	304,527	556	951	54,616	124,802
200-399	167	254	330	39,033	60,500	80,050	165	247	290,390	328,985	613,165	162	243	330	60,218	91,218	139,750	129	286	20,509	56,866
400-799	14	24	(1)	7,075	11,355	(1)	14	23	57,957	84,625	(1)	14	22	(1)	8,625	20,405	(1)	13	(1)	3,811	(1)
800 and over	3	8	(1)	4,400	9,100	(1)	3	7	33,580	77,100	(1)	3	8	(1)	9,100	37,800	(1)	3	(1)	4,700	(1)
400-699	13	22	52	6,325	9,955	24,926	13	21	52,627	78,020	215,625	13	20	52	7,125	16,705	42,273	12	49	3,343	20,710
700 and over	4	10	6	5,150	10,500	7,400	4	9	38,910	83,705	54,117	4	10	6	10,600	41,500	12,330	4	3	5,168	2,700
Seward																					
Total	377	452	466	27,984	30,214	41,319	358	428	171,189	82,777	278,141	355	387	460	66,414	52,595	76,076	184	251	18,000	21,284
None	------	------	------	-------	-------	-------	5	4	1,081	825	1,526	6	3	4	765	650	930	2	4	108	1,077
Under 25	48	57	144	798	998	3,949	39	47	4,490	2,312	26,884	36	30	138	4,985	2,059	8,541	12	40	2,770	2,122
25-49	91	121		3,442	4,305		84	114	18,472	8,520		80	100		9,110	8,330		32		1,404	
50-99	141	176	146	9,163	10,850	9,849	136	168	52,820	24,417	65,413	139	161	144	21,350	19,689	20,959	72	92	3,980	5,269
100-199	77	79	135	9,701	9,383	17,066	74	76	58,711	27,362	109,623	74	74	134	19,994	15,265	31,257	50	89	5,599	9,465
200 and over	20	19	41	4,880	4,678	10,455	20	19	35,615	19,341	74,695	20	19	40	10,210	6,620	14,389	16	26	4,139	3,351
Shawnee																					
Total	1,831	2,276	2,019	146,539	213,492	277,721	1,723	2,221	913,210	1,262,428	2,011,851	1,702	2,155	1,977	287,922	462,368	477,196	992	1,579	101,344	219,223
None	------	------	------	-------	-------	-------	11	7	4,215	500	3,360	20	8	9	3,338	528	1,925	16	9	2,130	1,130
Under 25	304	313	316	4,766	5,428	8,958	255	284	25,449	29,389	67,767	239	272	289	20,211	28,202	27,491	83	143	7,846	12,207
25-49	396	418		14,555	15,344		367	405	69,634	75,341		360	394		36,127	54,919		147		10,595	
50-99	573	712	490	37,890	46,026	33,392	544	699	223,725	246,221	240,833	538	685	476	73,571	125,851	71,717	330	353	21,577	30,143
100-199	444	577	737	55,558	70,884	95,858	432	572	340,591	416,610	632,460	432	557	730	97,851	140,367	167,177	318	634	33,166	74,388
200-399	100	222	410	22,795	51,353	98,923	100	221	144,819	337,290	709,981	99	210	407	33,474	78,623	144,853	84	379	12,455	65,573
400-799	10	27	(1)	4,775	13,157	(1)	10	27	46,077	93,162	(1)	10	23	(1)	6,750	19,122	(1)	10	(1)	3,075	(1)
800 and over	4	7	(1)	6,200	11,300	(1)	4	6	58,700	63,915	(1)	4	6	(1)	16,600	14,776	(1)	4	(1)	10,500	(1)
400-699	10	24	53	4,775	11,057	25,068	10	24	46,077	77,212	200,488	10	20	53	6,750	16,572	34,432	10	48	3,075	16,249
700 and over	4	10	13	6,200	13,400	15,522	4	9	58,700	79,865	156,962	4	9	13	16,600	17,326	29,601	4	13	10,500	19,533
Sheridan																					
Total	758	895	903	61,667	73,445	109,950	738	882	394,374	437,591	715,004	691	810	887	125,834	146,621	189,590	439	687	28,266	63,078
None	------	------	------	-------	-------	-------	5	14	1,742	1,977	1,875	4	14	1	345	1,444	125	3	1	128	150
Under 25	78	122	126	1,366	2,123	3,870	68	110	8,370	19,989	29,524	51	94	115	5,364	9,028	8,894	26	56	1,219	3,131
25-49	150	185		5,722	6,748		142	178	28,732	40,483		130	157		14,443	18,167		73		2,743	
50-99	297	297	262	20,248	19,762	18,322	291	291	120,011	127,158	122,486	277	271	258	46,427	44,203	37,745	176	188	10,522	11,462
100-199	193	223	362	23,690	27,982	48,112	192	221	161,766	152,654	316,238	190	208	360	43,865	47,111	85,337	132	310	9,115	28,624
200-399	36	67	141	8,551	16,180	33,806	36	67	59,448	90,350	213,248	35	65	141	11,590	26,118	49,014	26	120	2,824	16,288
400 and over	4	1	12	2,090	650	5,840	4	1	14,305	5,000	31,633	4	1	12	3,800	550	8,475	3	12	1,715	3,423
Sherman																					
Total	571	719	683	48,822	66,588	69,208	533	662	330,573	372,695	460,862	504	629	663	96,471	122,767	119,244	308	418	26,484	35,528
None	------	------	------	-------	-------	-------	7	10	2,973	4,477	10	4	8	2	580	1,215	190	5	2	369	174
Under 25	63	76	158	1,053	1,321	4,875	51	51	6,170	6,058	34,902	40	43	146	4,932	3,248	11,112	14	42	1,515	3,668
25-49	111	123		4,263	4,622		93	106	24,592	26,565		85	102		9,774	11,671		42		2,027	
50-99	227	254	221	14,922	17,277	15,412	216	239	99,227	89,768	113,267	212	230	212	32,045	36,261	29,520	125	134	7,400	7,668
100-199	133	206	231	17,474	26,124	29,498	130	197	110,334	131,810	180,617	126	188	231	31,582	44,882	52,067	91	178	8,266	15,023
200-399	30	53	70	7,080	13,114	17,023	29	52	52,547	78,597	101,264	30	51	69	11,460	20,030	23,755	25	59	4,682	7,926
400 and over	7	7	3	4,030	4,130	2,400	7	7	34,730	35,420	30,802	7	7	3	6,100	5,460	2,600	6	3	2,225	1,069
Smith																					
Total	1,698	2,071	2,148	148,228	180,293	274,220	1,642	2,050	856,326	1,068,859	1,623,810	1,602	1,963	2,132	284,598	353,808	433,272	1,160	1,571	76,152	139,276
None	------	------	------	-------	-------	-------	7	28	3,698	7,977	9,348	7	29	7	910	3,949	1,510	7	8	712	821
Under 25	111	219	256	2,016	3,745	8,263	92	202	12,117	47,728	61,440	82	167	249	7,841	16,729	18,823	35	105	1,828	5,159
25-49	250	341		9,503	12,711		230	328	52,498	104,059		216	300		24,097	35,098		129		5,535	
50-99	671	728	553	45,441	48,354	37,991	660	714	258,100	292,160	233,787	636	702	542	92,893	108,406	71,947	446	343	23,064	20,787
100-199	579	639	910	70,719	79,432	119,032	566	634	391,765	418,964	691,850	574	623	906	125,583	140,145	193,261	467	730	33,961	61,635
200-399	84	133	400	19,287	30,817	96,044	84	133	126,018	163,946	554,056	84	131	399	31,455	43,881	132,796	73	360	10,192	46,207
400 and over	3	11	29	1,262	5,234	12,890	3	11	12,130	34,025	73,329	3	11	29	1,819	5,600	14,935	3	25	860	4,667

[1] Comparison with later censuses may be found in groups below beginning with 400-699.

COUNTY TABLE 1.—CHICKENS ON FARMS 1940, 1935, AND 1930; CHICKEN EGGS PRODUCED AND CHICKENS RAISED 1939, 1934, AND 1929; AND CHICKENS SOLD, 1939 AND 1929; CLASSIFIED BY NUMBER ON HAND—Continued

(Chickens on hand over 4 months old Apr. 1, 1940 and over 3 months old Jan. 1, 1935 and Apr. 1, 1930)

STATE OR COUNTY AND NUMBER OF CHICKENS ON HAND	CHICKENS ON HAND						CHICKEN EGGS PRODUCED					CHICKENS RAISED						CHICKENS SOLD			
	Farms reporting			Number			Farms reporting		Dozens			Farms reporting			Number			Farms reporting		Number	
	1940 (Apr.1)	1935 (Jan.1)	1930 (Apr1)	1940 (Apr. 1)	1935 (Jan. 1)	1930 (Apr. 1)	1939	1934	1939	1934	1929	1939	1934	1929	1939	1934	1929	1939	1929	1939	1929
KANSAS—Con.																					
Stafford																					
Total	1,137	1,193	1,207	89,593	107,255	121,507	1,109	1,164	576,221	562,204	785,184	1,051	1,117	1,204	199,704	227,143	285,029	698	964	56,313	118,847
None	—	—	—	—	—	—	8	9	1,615	1,407	1,533	12	13	7	3,546	1,280	752	9	7	1,963	331
Under 25	133	104	262	2,279	1,826	7,834	115	87	13,076	8,063	53,552	95	72	255	9,358	5,264	29,348	46	140	2,838	13,260
25-49	237	264		8,895	9,943		229	253	56,897	45,749		211	243		25,427	26,526		111		5,340	
50-99	443	402	431	29,755	26,776	29,603	434	393	182,056	120,702	177,263	417	379	429	72,606	65,387	80,715	275	338	18,051	28,586
100-199	263	318	393	31,534	39,302	49,522	262	317	201,312	194,269	294,771	257	307	392	62,747	76,039	108,796	203	364	19,432	45,703
200-399	52	89	103	12,180	21,621	24,879	52	89	80,179	135,863	171,249	50	87	103	18,920	40,397	49,968	46	97	6,469	24,637
400 and over	9	16	18	4,950	7,787	9,669	9	16	41,088	56,151	86,816	9	16	18	7,100	12,250	15,450	8	18	2,220	6,330
Stanton																					
Total	140	303	263	8,498	20,654	19,789	124	293	39,999	79,946	119,014	124	274	260	23,458	37,060	35,751	51	88	3,927	6,637
None	—	—	—	—	—	—	2	1	1,536	180	—	1	1	—	100	18	—	1	—	72	—
Under 25	27	62	102	484	1,144	2,968	18	56	979	5,871	22,463	17	45	99	1,456	3,300	8,469	6	19	108	1,963
25-49	34	70		1,250	2,550		29	68	6,867	10,054		28	63		3,701	6,082		10		513	
50-99	51	99	84	3,437	6,637	5,551	48	99	14,699	24,494	33,122	50	94	84	10,151	10,790	10,365	20	37	1,286	1,894
100 and over	28	72	77	5,327	10,343	11,270	27	69	15,918	39,347	63,429	28	71	77	8,050	16,870	16,917	14	32	1,948	2,780
Stevens																					
Total	342	517	551	29,461	40,000	49,751	327	509	166,216	180,906	314,295	322	464	533	58,357	73,310	91,417	158	297	13,384	23,888
None	—	—	—	—	—	—	1	3	75	965	—	2	3	—	200	366	—	1	—	20	—
Under 25	37	66	166	658	1,151	4,777	31	63	2,627	6,007	37,039	26	42	154	1,843	1,922	12,087	5	41	168	2,936
25-49	69	122		2,604	4,640		63	120	11,311	21,692		61	101		6,734	8,989		19		758	
50-99	109	170	166	7,736	11,576	11,412	106	166	33,928	51,377	79,901	108	163	162	18,308	24,130	24,080	51	93	3,399	5,996
100-199	107	130	174	13,148	15,923	22,252	106	128	78,676	68,546	129,205	105	128	172	23,446	28,088	38,930	66	125	6,270	10,384
200 and over	20	29	45	5,315	6,710	11,290	20	29	39,599	32,319	68,150	20	27	45	7,826	9,815	16,320	16	38	2,769	4,572
Sumner																					
Total	2,529	2,780	2,752	197,690	246,084	289,707	2,435	2,682	1,320,044	1,392,360	2,104,637	2,329	2,536	2,716	454,281	565,965	653,682	1,642	2,121	130,211	260,353
None	—	—	—	—	—	—	13	4	3,667	2,628	6,926	16	9	15	2,578	1,684	3,346	19	13	1,339	2,583
Under 25	276	237	567	4,591	4,022	16,799	235	194	30,082	19,249	147,214	206	162	545	23,425	17,531	65,411	115	309	8,303	24,181
25-49	531	459		18,994	16,693		495	435	116,645	84,215		464	393		62,017	51,348		260		15,349	
50-99	952	1,037	882	61,339	68,004	60,033	911	1,013	390,933	365,946	460,641	884	959	868	155,414	180,578	170,474	631	664	40,739	60,701
100-199	674	840	969	83,727	104,592	122,788	666	831	551,187	567,126	851,700	648	810	955	165,552	220,962	261,702	517	831	47,681	101,803
200-399	110	187	299	25,833	43,553	70,892	109	185	196,329	272,327	488,911	105	183	298	39,395	78,012	121,499	94	273	13,792	54,870
400 and over	6	20	35	3,206	9,420	19,195	6	20	31,201	82,869	149,245	6	20	35	5,900	15,850	31,250	6	31	3,008	16,215
Thomas																					
Total	619	747	732	46,084	64,956	70,963	599	718	244,544	388,432	421,313	561	644	717	96,059	123,312	137,266	237	457	15,492	46,446
None	—	—	—	—	—	—	5	8	1,130	2,339	1,870	7	7	4	1,181	1,180	4,500	3	5	198	4,398
Under 25	76	84	174	1,467	1,600	5,534	68	70	6,469	19,539	40,034	49	53	162	4,164	5,018	13,308	11	53	593	3,730
25-49	140	151		5,254	5,859		130	142	26,228	35,347		117	114		14,958	12,432		44		2,780	
50-99	238	239	254	16,082	15,627	17,667	233	229	80,529	86,455	108,408	225	207	249	35,340	34,897	35,637	90	155	4,286	10,254
100-199	142	213	237	17,726	26,768	30,851	140	209	100,626	154,287	175,798	141	204	236	32,864	46,966	57,454	78	189	6,165	19,510
200 and over	23	60	67	5,555	15,102	16,911	23	60	29,562	90,465	95,203	22	59	66	7,552	22,819	26,367	11	55	1,470	8,554

Trego																					
Total	783	893	913	52,957	76,765	105,401	773	879	365,469	481,053	694,873	731	821	912	127,799	184,057	199,255	474	633	26,350	61,757
None							6	4	1,000	1,799	535	6	4	5	685	1,190	500	6	4	130	240
Under 25	106	85	146	1,890	1,534	4,594	100	80	12,526	13,136	30,377	80	67	144	7,873	8,322	16,968	37	60	1,313	6,135
25-49	239	178		8,933	6,709		233	171	60,567	37,377		220	150		30,327	22,898		129		6,371	
50-99	269	320	276	17,899	21,807	19,348	266	315	116,158	140,966	133,622	257	306	274	45,497	62,280	44,015	176	179	8,444	13,088
100-199	144	243	342	17,926	30,181	43,731	143	242	128,786	179,527	283,806	143	233	341	34,427	63,157	86,112	104	268	7,176	26,456
200 and over	25	67	149	6,309	16,534	37,728	25	67	46,432	108,248	246,533	25	61	148	8,990	26,210	51,660	22	122	2,916	15,838
Wabaunsee																					
Total	1,337	1,576	1,546	170,407	197,513	263,858	1,301	1,571	1,275,629	1,337,095	1,929,190	1,280	1,509	1,532	271,884	341,146	390,037	952	1,175	77,079	142,172
None							3	20	2,765	9,040		5	16		1,240	2,313		4		710	
Under 25	73	110	114	1,268	1,868	3,408	62	103	11,615	28,305	27,667	54	85	110	3,882	8,910	9,506	24	31	1,356	1,860
25-49	113	166		4,327	6,084		101	158	34,450	52,916		90	149		10,389	19,358		50		3,460	
50-99	330	361	223	23,295	24,644	15,355	326	355	184,479	159,806	120,191	315	339	223	47,824	55,536	31,876	217	128	13,430	10,954
100-199	557	594	652	73,244	77,296	88,189	547	591	523,032	503,118	637,256	555	580	648	120,864	138,431	144,065	434	509	30,784	49,611
200-399	244	322	481	58,993	77,071	120,301	242	321	432,957	512,735	825,450	241	318	476	76,795	103,383	161,269	204	436	23,027	60,180
400 and over	20	23	76	9,280	10,550	36,605	20	23	86,331	71,175	318,626	20	22	75	10,890	13,215	45,321	19	71	4,312	19,567
Wallace																					
Total	279	364	360	20,124	22,023	31,043	258	361	82,427	111,830	188,958	260	327	349	47,682	52,305	56,391	158	227	12,168	17,229
None							3	5	276	395	868	2	9	2	85	974	450	3	2	110	316
Under 25	39	78	114	726	1,359	3,737	30	71	2,723	6,772	26,532	25	49	104	2,934	4,436	9,798	14	47	878	3,118
25-49	52	94		1,959	3,632		47	94	6,395	20,745		49	84		6,775	10,659		24		1,753	
50-99	115	123	118	7,672	7,713	8,024	107	123	33,332	41,929	46,442	112	117	116	20,827	20,546	14,959	69	74	5,468	4,345
100-199	66	62	103	8,267	7,559	13,212	64	62	35,345	33,743	73,632	65	62	102	14,541	13,965	23,587	43	83	3,307	7,039
200 and over	7	7	25	1,500	1,760	6,070	7	6	4,356	8,246	41,484	7	6	25	2,520	1,725	7,597	5	21	652	2,411
Washington																					
Total	2,391	2,622	2,658	338,851	374,485	425,855	2,318	2,593	2,340,335	2,458,152	3,163,562	2,243	2,510	2,466	575,541	649,699	676,227	1,938	2,133	215,193	277,863
None							9	28	9,425	9,293	3,328	9	35	5	3,225	5,023	2,100	11	5	3,413	1,812
Under 25	99	147	238	1,775	2,442	7,055	82	131	10,849	31,217	53,047	63	107	163	4,691	14,114	17,780	38	106	1,711	7,905
25-49	175	205		6,749	7,534		162	196	45,802	63,828		137	168		14,646	21,025		92		5,010	
50-99	489	479	470	33,735	32,268	32,804	464	470	226,017	232,572	254,810	439	442	412	73,232	71,139	63,554	340	301	23,449	21,837
100-199	1,044	1,071	1,076	140,309	138,755	146,543	1,021	1,056	890,680	880,966	1,103,096	1,016	1,047	1,037	251,825	253,931	254,043	899	916	86,980	101,719
200-399	524	646	789	128,246	157,858	197,033	520	638	919,912	996,721	1,409,562	519	637	767	191,277	235,067	282,665	500	727	77,706	118,362
400 and over	60	74	85	28,037	35,628	42,420	60	74	237,650	243,555	339,719	60	74	82	36,645	49,400	56,085	58	78	16,924	26,228
Wichita																					
Total	281	350	315	19,382	28,346	31,927	271	342	113,362	140,141	206,747	250	326	313	38,673	56,398	51,686	131	164	8,905	12,660
None							1	1	100	40		1			20			1		75	
Under 25	34	38	60	595	662	1,817	31	35	3,813	2,977	12,691	23	27	60	2,331	1,866	3,807	7	19	705	1,123
25-49	75	67		2,880	2,573		74	65	14,937	12,955		65	61		7,873	6,574		27		1,534	
50-99	119	124	93	7,979	8,214	6,189	112	120	42,992	37,741	38,077	112	118	93	17,059	19,178	11,250	60	37	3,591	2,518
100-199	46	103	135	5,763	12,509	17,371	46	103	40,780	60,435	110,427	43	102	133	9,740	22,615	27,679	31	86	2,709	6,813
200 and over	7	18	27	2,165	4,388	6,550	7	18	10,740	25,993	45,552	6	18	27	1,650	6,165	8,950	5	22	291	2,206
Wilson																					
Total	1,704	1,870	1,723	135,437	177,107	189,311	1,604	1,779	870,861	1,087,412	1,395,938	1,544	1,748	1,700	252,635	322,474	357,147	1,151	1,341	92,113	157,486
None							11	12	3,327	3,615	2,010	17	13	7	2,600	2,268	1,212	16	5	2,172	437
Under 25	244	205	402	4,084	3,386	11,285	198	163	24,038	32,391	89,708	174	159	382	12,917	14,211	34,455	92	212	4,111	14,999
25-49	342	312		12,593	11,437		308	288	72,802	67,984		299	284		31,465	32,517		217		10,134	
50-99	589	595	482	39,035	39,516	32,742	564	570	227,548	233,160	246,166	538	555	474	82,561	83,360	71,089	411	362	27,935	27,093
100-199	419	570	573	52,376	71,628	73,194	415	560	347,191	423,786	520,235	409	555	571	81,757	122,425	136,425	324	512	26,973	60,904
200-399	105	170	239	24,799	41,260	58,950	103	169	171,222	249,408	423,454	102	166	239	36,935	54,348	94,352	86	225	17,732	45,428
400 and over	5	18	27	2,550	9,880	13,140	5	17	24,533	77,068	114,365	5	16	27	4,400	13,345	19,614	5	25	3,056	8,625
Woodson																					
Total	997	1,163	1,101	97,540	121,667	172,276	928	1,112	668,111	739,455	1,323,979	911	1,052	1,097	157,824	206,291	277,747	594	893	47,374	117,505
None							3	10	1,488	3,535	3,750	4	11	4	308	1,900	2,915	4	4	314	2,524
Under 25	88	102	126	1,367	1,716	3,550	64	82	7,567	14,818	32,225	56	60	124	2,878	5,733	9,708	19	59	805	4,079
25-49	151	197		5,592	6,941		130	179	34,685	49,422		126	157		13,953	17,879		60		4,435	

COUNTY TABLE 1.—CHICKENS ON FARMS 1940, 1935, AND 1930; CHICKEN EGGS PRODUCED AND CHICKENS RAISED 1939, 1934, AND 1929; AND CHICKENS SOLD, 1939 AND 1929; CLASSIFIED BY NUMBER ON HAND—Continued

(Chickens on hand over 4 months old Apr. 1, 1940 and over 3 months old Jan. 1, 1935 and Apr. 1, 1930)

STATE OR COUNTY AND NUMBER OF CHICKENS ON HAND	CHICKENS ON HAND						CHICKEN EGGS PRODUCED					CHICKENS RAISED						CHICKENS SOLD			
	Farms reporting			Number			Farms reporting		Dozens			Farms reporting			Number			Farms reporting		Number	
	1940 (Apr.1)	1935 (Jan.1)	1930 (Apr1)	1940 (Apr. 1)	1935 (Jan. 1)	1930 (Apr. 1)	1939	1934	1939	1934	1929	1939	1934	1929	1939	1934	1929	1939	1929	1939	1929
KANSAS—Con.																					
Woodson—Con.																					
50-99	300	317	207	20,046	20,600	13,981	284	304	129,945	133,852	121,217	282	294	205	38,288	46,474	29,519	170	143	9,832	10,975
100-199	351	371	441	43,830	46,187	58,454	343	365	306,553	263,349	445,985	338	354	437	67,542	75,505	102,747	247	379	17,975	39,842
200-399	97	162	282	22,255	38,813	69,052	94	158	152,558	226,894	505,174	95	162	282	29,905	50,050	100,283	84	266	11,838	44,313
400 and over	10	14	45	4,450	7,410	27,239	10	14	35,315	47,585	215,628	10	14	45	4,950	8,750	32,575	10	42	2,175	15,772
Wyandotte																					
Total	1,237	1,272	1,214	51,739	57,283	72,182	1,118	1,202	368,153	225,955	627,903	1,093	1,085	1,221	147,684	121,881	169,006	534	676	64,437	76,111
None	———	———	———	———	———	———	11	4	1,818	283	7,844	19	12	19	22,424	1,825	4,301	14	18	21,580	4,307
Under 25	498	524	759	8,398	8,253	18,640	417	486	57,427	23,725	160,145	385	391	749	26,142	22,002	57,746	107	301	7,196	20,138
25-49	362	367		12,291	12,400		328	346	79,554	40,056		328	322		31,988	26,680		154		9,323	
50-99	283	252	279	17,076	15,087	17,793	271	239	126,099	56,205	155,717	268	236	278	40,833	31,071	40,688	183	202	15,189	15,745
100-199	70	97	110	8,156	11,516	14,209	69	96	60,575	56,647	111,366	69	93	110	14,840	22,310	30,113	58	95	5,544	13,927
200 and over	24	32	66	5,818	10,027	21,540	22	31	42,680	49,039	192,831	24	31	65	11,457	17,993	36,158	18	60	5,605	21,994
KENTUCKY																					
Total	222,126	244,403	215,427	8,184,527	11,062,603	8,919,683	211,324	234,856	45,371,967	39,705,459	53,960,601	210,300	229,423	210,277	16,941,365	18,500,961	17,356,111	121,869	128,642	5,281,874	5,963,132
None	———	———	———	———	———	———	2,034	419	258,684	45,489	119,501	2,828	668	904	224,014	42,570	59,536	2,018	761	161,423	35,846
Under 25	85,809	64,718	148,622	1,273,231	1,006,801	3,662,129	77,479	58,397	7,219,380	3,182,785	23,306,700	75,825	55,308	143,225	3,692,138	2,186,126	8,683,890	36,351	79,746	1,071,869	2,811,489
25-49	79,870	88,591		2,658,159	2,922,549		76,753	86,292	14,447,180	9,818,692		76,567	84,536		5,812,189	5,339,651		45,224		1,647,609	
50-99	45,419	68,961	51,986	2,803,620	4,263,162	3,254,675	44,227	67,906	15,078,728	15,392,412	18,601,674	44,282	67,205	51,457	5,027,629	6,892,049	5,699,269	30,215	36,973	1,552,639	1,979,205
100-199	9,979	20,032	13,158	1,158,365	2,294,792	1,526,539	9,801	19,775	6,335,542	8,718,404	8,793,445	9,775	19,666	13,046	1,750,590	3,272,999	2,234,434	7,275	9,871	636,695	830,869
200-399	936	1,882	1,421	219,319	433,827	332,654	918	1,853	1,397,058	1,795,993	2,084,692	912	1,828	1,407	313,672	575,307	450,451	689	1,092	137,051	192,913
400-799	88	179	(1)	43,173	90,671	(1)	87	174	334,710	437,408	(1)	86	175	(1)	63,589	128,924	(1)	74	(1)	38,455	(1)
800-1599	21	32	(1)	21,483	30,701	(1)	21	32	215,411	178,031	(1)	21	32	(1)	48,874	42,835	(1)	20	(1)	29,653	(1)
1600-3199	4	5	(1)	7,177	9,000	(1)	4	5	85,274	97,155	(1)	4	3	(1)	8,670	11,000	(1)	3	(1)	6,480	(1)
3200 and over	———	3	(1)	———	11,100	(1)	———	3	———	39,090	(1)	———	2	(1)	———	9,500	(1)	———	(1)	———	(1)
400-699	79	160	177	36,723	77,201	83,939	78	155	276,843	367,982	582,413	77	156	175	48,889	117,494	124,542	66	144	28,080	59,322
700-999	19	37	45	15,009	28,675	34,877	19	37	141,388	169,902	289,499	19	37	45	29,474	40,440	59,964	17	39	19,183	32,328
1000-2499	15	19	16	20,101	24,496	18,700	15	19	217,164	174,710	147,300	15	17	16	42,770	24,825	31,025	14	14	27,325	16,260
2500 and over	———	3	2	———	11,100	6,170	———	3	———	39,090	35,377	———	2	2	———	9,500	13,000	———	2	———	4,900
Adair																					
Total	3,010	2,909	2,640	101,038	135,203	106,596	2,854	2,707	580,864	342,155	516,608	2,865	2,770	2,585	228,053	223,970	206,759	2,373	2,254	104,125	105,735
None	———	———	———	———	———	———	13	7	981	669	4,550	18	11	3	1,021	552	95	16	3	574	48
Under 25	1,157	704	1,799	17,376	11,107	45,787	1,032	597	114,003	29,485	242,375	1,032	616	1,750	51,342	25,448	105,592	752	1,462	22,189	53,249
25-49	1,221	1,060		40,377	35,781		1,186	1,001	241,558	97,188		1,188	1,021		94,387	65,116		1,024		40,866	
50-99	547	879	689	33,331	54,893	42,318	539	843	181,157	137,624	172,354	543	858	681	65,288	85,384	72,260	500	646	32,431	37,228
100-199	81	244	143	9,129	28,028	16,306	80	237	39,400	65,691	81,629	80	242	142	15,435	40,700	26,362	81	143	8,065	15,210
200 and over	4	22	9	825	5,394	2,185	4	22	3,765	11,498	15,700	4	22	9	580	6,770	2,450				
Allen																					
Total	2,388	2,891	2,609	90,427	131,869	110,300	2,293	2,837	430,880	382,252	613,174	2,298	2,822	2,570	211,482	205,435	190,441	1,855	2,113	85,407	84,390
None	———	———	———	———	———	———	20	3	2,465	95	330	25	6	4	2,153	157	209	21	2	1,424	60
Under 25	840	659	1,740	12,887	10,366	44,766	773	621	67,616	26,606	268,909	765	611	1,700	46,190	25,116	92,550	567	1,304	18,776	38,100
25-49	891	1,100		29,959	37,118		856	1,084	138,752	94,463		863	1,083		73,102	62,725		710		29,360	

50-99	547	904	716	34,041	56,283	45,954	537	901	162,249	166,841	226,725	537	894	714	65,702	78,309	72,798	464	661	24,933	33,337
100-199	101	209	145	11,302	23,192	17,218	99	209	51,408	71,183	103,193	100	209	144	21,385	32,953	22,803	85	138	9,589	11,555
200 and over	9	19	8	2,238	4,910	2,362	8	19	8,390	23,064	14,017	8	19	8	2,950	6,175	2,081	8	8	1,325	1,358
Anderson																					
Total	1,293	1,341	1,284	52,268	62,982	54,151	1,244	1,329	266,869	254,614	334,056	1,218	1,309	1,257	81,793	99,858	92,848	249	532	8,053	19,803
None	—	—	—	—	—	—	2	4	200	445	48	4	4	2	145	243	79	3	2	46	54
Under 25	338	203	869	5,472	3,369	24,906	312	191	26,921	13,079	145,991	282	180	842	12,689	8,422	47,533	32	321	1,934	8,525
25-49	561	571		18,951	18,922		542	568	97,130	74,035		542	564		33,101	34,554		102		2,562	
50-99	330	462	351	20,000	27,866	21,444	327	461	102,780	104,413	135,914	327	456	349	27,179	40,844	35,700	84	178	2,367	8,439
100-199	61	98	61	7,120	10,925	6,726	61	105	39,838	62,642	52,103	60	98	61	7,904	13,495	8,511	28	31	1,144	2,805
200 and over	3	7	3	725	1,900	1,075						3	7	3	775	2,300	1,225				
Ballard																					
Total	1,235	1,400	1,199	47,660	65,427	44,609	1,193	1,378	297,319	229,369	273,064	1,185	1,304	1,179	130,904	117,299	119,049	898	885	43,412	48,137
None	—	—	—	—	—	—	18	6	2,911	830	485	11	7	5	1,055	537	495	14	4	817	325
Under 25	382	337	907	6,142	5,420	22,835	345	317	36,519	23,415	143,595	344	291	883	24,767	13,592	71,802	209	625	8,246	27,321
25-49	536	495		18,389	16,822		517	491	118,463	62,462		519	455		56,636	30,355		407		16,795	
50-99	255	442	242	15,259	27,880	15,528	251	438	91,411	93,736	87,621	251	427	241	35,471	49,464	35,172	213	211	12,356	15,251
100-199	58	118	47	7,045	13,455	5,491	58	118	42,750	39,661	35,863	56	118	47	12,350	18,676	10,505	52	42	4,823	4,805
200 and over	4	8	3	825	1,850	755	4	8	5,265	9,265	5,500	4	8	3	625	4,675	1,075	3	3	375	435
Barren																					
Total	3,679	3,904	3,796	143,115	205,651	166,438	3,558	3,698	708,190	887,546	924,030	3,530	3,656	3,691	347,665	394,103	331,184	2,703	2,611	147,043	142,304
None	—	—	—	—	—	—	27	2	5,701	170	2,605	41	2	13	3,195	110	954	36	12	6,269	543
Under 25	1,300	641	2,436	19,632	10,182	62,065	1,193	533	115,199	41,025	354,008	1,157	527	2,332	70,952	25,330	146,772	723	1,446	25,754	54,844
25-49	1,355	1,287		45,715	43,189		1,323	1,216	216,580	188,609		1,318	1,205		120,513	94,261		1,052		45,442	
50-99	851	1,510	1,073	54,216	95,009	68,453	842	1,483	248,265	419,851	331,266	842	1,464	1,061	113,824	176,208	125,289	754	902	48,742	55,713
100-199	150	431	269	17,889	49,107	31,525	150	429	88,334	211,375	204,923	149	424	267	31,631	80,364	51,709	136	235	15,496	27,022
200 and over	23	35	18	5,685	8,164	4,397	23	35	36,111	26,516	31,228	23	34	18	7,750	17,830	6,460	22	16	5,540	4,182
Bath																					
Total	1,470	1,747	1,445	64,673	107,723	77,389	1,366	1,739	363,075	521,115	486,688	1,410	1,712	1,383	128,649	178,768	140,008	624	658	20,119	29,580
None	—	—	—	—	—	—	7	1	590	20	1,100	15	2	4	990	90	130	4	2	132	85
Under 25	414	232	723	5,894	3,819	19,872	361	229	42,880	23,447	133,988	367	219	680	17,106	9,169	43,625	133	274	3,702	9,717
25-49	451	509		15,540	17,062		419	508	97,521	86,590		433	494		35,976	33,174		195		5,946	
50-99	487	649	535	29,392	41,350	33,629	465	648	160,597	194,304	213,815	480	642	518	56,100	71,200	62,177	234	274	7,708	12,430
100-199	114	320	173	13,047	36,617	19,915	110	318	55,477	174,854	111,330	111	318	167	17,177	53,680	29,696	55	96	2,176	6,183
200 and over	4	37	14	800	8,875	3,953	4	37	6,010	41,900	26,455	4	37	14	1,300	11,455	4,380	3	12	455	1,165
Bell																					
Total	1,100	2,102	1,050	25,801	47,430	25,917	1,032	1,868	124,982	106,222	134,528	990	1,837	1,033	42,808	71,804	50,655	209	314	8,009	11,924
None	—	—	—	—	—	—	29	—	2,368	—	600	34	1	21	1,114	50	935	8	20	325	787
Under 25	680	1,324	986	9,100	18,148	18,444	601	1,108	44,570	35,869	88,927	557	1,073	929	18,016	29,899	40,078	98	256	1,905	7,511
25-49	343	618		10,827	19,219		330	604	51,005	40,375		324	605		15,862	28,629		76		1,818	
50-99	63	145	68	3,781	8,238	4,128	58	143	17,579	21,980	24,931	61	145	88	5,412	11,186	5,984	19	28	1,068	1,591
100-199	10	13	11	1,143	1,425	1,295	10	13	5,926	5,700	7,770	10	13	10	1,004	1,615	1,835	4	7	220	585
200 and over	4	2	5	950	400	2,050	4	2	3,534	2,300	12,300	4	2	5	1,400	425	1,825	4	3	875	1,450
Boone																					
Total	1,242	1,351	1,286	64,985	79,985	60,456	1,136	1,305	355,657	353,099	465,485	1,107	1,305	1,278	131,293	152,459	155,416	579	785	38,443	52,148
None	—	—	—	—	—	—	11	—	1,380	—	1,875	25	3	8	2,008	150	795	14	3	900	255
Under 25	275	246	551	4,122	3,865	16,060	227	217	17,214	15,096	91,914	192	208	537	12,170	9,666	41,642	68	230	2,288	10,417
25-49	403	391		13,725	13,687		364	379	64,980	59,587		360	382		32,477	27,867		158		6,802	
50-99	417	501	509	26,164	31,578	32,233	396	497	130,995	146,425	180,746	390	497	507	51,241	52,412	68,229	256	371	14,505	25,656
100-199	128	180	187	14,989	20,800	21,755	121	179	78,450	91,218	125,459	125	180	185	22,643	29,109	32,780	90	149	6,959	12,759
200-399	16	26	33	4,135	6,100	7,308	14	26	20,796	24,295	44,311	14	26	33	5,554	7,085	9,170				
400 and over	3	7	6	1,850	3,935	3,100	3	7	21,844	16,480	21,200	3	7	6	5,200	6,150	2,800	13	32	7,009	5,061

[1] Comparison with later censuses may be found in groups below beginning with 400-699.

COUNTY TABLE 1.—CHICKENS ON FARMS 1940, 1935, AND 1930; CHICKEN EGGS PRODUCED AND CHICKENS RAISED 1939, 1934, AND 1929; AND CHICKENS SOLD, 1939 AND 1929; CLASSIFIED BY NUMBER ON HAND—Continued

(Chickens on hand over 4 months old Apr. 1, 1940 and over 3 months old Jan. 1, 1935 and Apr. 1, 1930)

STATE OR COUNTY AND NUMBER OF CHICKENS ON HAND	CHICKENS ON HAND						CHICKEN EGGS PRODUCED					CHICKENS RAISED						CHICKENS SOLD			
	Farms reporting			Number			Farms reporting		Dozens			Farms reporting			Number			Farms reporting		Number	
	1940 (Apr. 1)	1935 (Jan. 1)	1930 (Apr. 1)	1940 (Apr. 1)	1935 (Jan. 1)	1930 (Apr. 1)	1939	1934	1939	1934	1929	1939	1934	1929	1939	1934	1929	1939	1929	1939	1929
KENTUCKY—Con.																					
Bourbon																					
Total	1,112	1,334	1,471	63,123	97,409	92,477	1,055	1,275	456,955	448,360	515,117	1,076	1,282	1,465	138,965	167,787	169,188	376	500	21,107	26,403
None	———	———	———	———	———	———	7	———	1,813	———	1,159	12	———	6	1,492	———	645	8	4	958	330
Under 25	196	126	646	2,995	2,233	17,379	169	116	32,101	8,445	96,277	171	110	638	12,865	6,465	41,953	44	138	2,311	5,734
25-49	337	312		11,638	10,612		315	298	84,510	43,530		321	298		31,582	23,812		97		3,989	
50-99	420	540	511	26,069	34,516	32,646	406	519	180,744	155,289	172,813	414	528	509	56,874	66,680	63,460	146	195	6,682	8,059
100-199	136	306	281	16,036	35,793	32,667	135	295	109,557	170,784	184,236	135	299	280	26,022	55,095	51,660	70	139	4,807	8,719
200-399	20	42	28	4,835	9,645	6,625	20	39	36,770	42,462	39,122	20	40	27	7,430	12,175	8,480	8	22	1,310	3,061
400 and over	3	8	5	1,550	4,610	3,160	3	8	11,460	27,850	21,510	3	7	5	2,700	3,560	2,990	3	2	1,050	500
Boyd																					
Total	634	703	699	26,641	32,835	31,624	600	656	193,805	164,850	227,371	545	591	692	51,326	56,974	55,913	277	354	18,190	18,582
None	———	———	———	———	———	———	12	3	1,154	275	860	16	3	2	1,684	385	220	11	1	1,287	100
Under 25	226	216	486	3,233	3,020	12,234	196	177	21,229	14,647	87,983	159	153	480	8,739	6,802	27,325	61	218	3,095	8,450
25-49	219	239		7,013	7,678		208	231	47,912	43,723		194	211		13,419	12,317		83		3,813	
50-99	132	173	146	8,280	10,743	8,926	127	171	61,866	54,985	65,157	119	157	144	13,059	14,083	13,999	80	87	4,471	4,458
100-199	48	62	52	5,685	7,409	5,988	48	61	35,524	34,010	41,755	48	55	52	10,045	9,477	7,965	35	39	3,669	2,794
200 and over	9	13	15	2,430	3,985	4,476	9	13	26,120	17,210	31,616	9	12	14	4,380	13,910	6,406	7	9	1,855	2,780
Boyle																					
Total	1,060	1,048	1,065	41,010	55,367	53,522	1,036	1,020	183,295	258,184	327,425	1,021	1,004	1,062	93,449	94,820	108,139	418	390	21,387	21,142
None	———	———	———	———	———	———	3	1	82	600	———	7	1	2	720	50	203	3	———	435	———
Under 25	384	218	608	5,395	3,329	14,429	366	202	22,847	17,307	98,183	349	194	605	17,884	8,072	39,488	96	198	3,156	7,523
25-49	347	299		11,554	9,716		344	293	55,751	50,768		341	290		29,576	19,572		143		5,452	
50-99	270	378	312	16,780	23,998	19,663	264	373	70,533	109,665	113,500	265	368	311	29,639	41,191	39,499	139	119	5,285	6,432
100-199	52	144	128	5,831	16,354	15,205	52	142	27,782	71,144	87,954	52	142	127	13,180	23,610	23,219	32	61	6,009	4,764
200 and over	7	9	17	1,450	1,970	4,225	7	9	6,300	8,700	27,788	7	9	17	2,450	2,325	5,730	5	12	1,050	2,423
Bracken																					
Total	1,275	1,420	1,491	61,339	83,110	71,673	1,162	1,412	370,414	409,850	479,729	1,188	1,399	1,461	123,492	147,423	145,439	513	748	23,484	35,704
None	———	———	———	———	———	———	4	2	342	1,300	525	7	7	4	1,456	705	465	4	2	1,137	180
Under 25	210	128	842	3,621	2,150	25,608	169	123	23,508	12,203	170,617	159	119	813	10,307	6,335	59,071	43	345	1,342	11,492
25-49	502	455		17,515	15,860		453	452	99,299	75,326		475	444		41,056	34,206		169		6,869	
50-99	468	657	554	29,027	41,517	34,119	446	655	176,073	208,374	230,092	455	651	549	53,907	75,639	65,550	244	334	10,616	15,482
100-199	90	165	87	10,151	18,528	9,781	85	165	60,642	93,880	59,375	87	163	87	15,066	25,977	17,997	50	61	2,900	7,422
200 and over	5	15	8	1,025	5,055	2,165	5	15	10,550	18,767	19,120	5	15	8	1,700	4,561	2,356	3	6	620	1,128
Breathitt																					
Total	3,192	3,328	2,678	72,087	103,331	60,824	2,943	3,265	272,769	292,202	357,024	2,965	2,411	2,679	164,401	139,187	171,575	1,083	1,157	34,810	52,215
None	———	———	———	———	———	———	17	2	1,205	70	1,470	44	6	41	1,879	203	3,210	25	22	814	1,222
Under 25	2,055	1,478	2,460	28,214	23,594	46,470	1,828	1,430	115,806	79,636	285,799	1,815	1,092	2,420	78,918	42,602	139,424	618	989	15,111	39,480
25-49	924	1,247		28,930	37,839		893	1,236	100,641	113,491		898	909		58,663	56,844		334		11,202	
50-99	189	504	186	10,978	29,768	10,779	181	498	37,065	65,173	47,945	184	339	186	19,951	30,259	22,131	89	120	5,583	8,438
100-199	20	94	31	2,195	10,955	3,375	20	94	9,781	30,828	20,410	20	61	31	2,770	8,404	6,110	14	25	980	2,675
200 and over	4	5	1	1,770	1,175	200	4	5	8,271	3,004	1,400	4	4	1	2,220	875	700	3	1	1,120	400

Breckinridge																			
Total	2,493	2,592	2,485	116,895	137,342	104,620	2,275	2,551	645,097	564,435	637,129	2,269	2,377	2,274	181,422	173,742	165,710	1,511	1,509	68,583	65,561
None							15	6	4,957	743	730	18	8	5	2,481	315	330	18	6	1,669	191
Under 25	626	462	1,666	9,739	7,871	43,654	519	439	58,526	28,021	278,426	514	382	1,474	23,028	13,784	80,778	292	904	8,569	30,038
25-49	873	885		30,121	30,023		806	872	166,855	110,211		794	822		52,294	43,510		517		19,068	
50-99	760	924	684	47,489	58,365	42,557	706	917	250,766	230,110	244,916	718	858	662	66,333	71,496	62,499	514	489	23,376	25,813
100-199	219	298	120	25,026	34,411	14,239	215	294	157,994	155,637	86,122	210	284	118	31,511	38,762	18,025	160	96	12,945	7,065
200-399	12	20	12	2,740	4,822	2,645	11	20	14,616	22,833	13,950	12	20	12	2,825	4,225	2,930	7	11	1,026	1,581
400 and over	3	3	3	1,780	1,850	1,525	3	3	11,383	18,880	12,985	3	3	3	3,150	1,850	1,150	3	3	1,930	875
Bullitt																					
Total	1,093	1,241	1,028	51,696	67,787	50,383	1,006	1,137	269,692	246,465	304,834	1,050	1,175	1,005	94,952	103,498	86,519	556	542	28,750	27,997
None							8	2	1,951	395	225	14	3	3	976	1,125	245	8	1	432	50
Under 25	289	262	605	4,136	4,303	15,815	227	214	22,526	13,050	93,995	220	221	582	11,937	9,146	34,193	84	248	3,151	10,425
25-49	409	372		15,632	12,660		375	342	68,044	57,264		391	357		29,346	25,539		189		7,815	
50-99	300	418	310	18,637	26,433	19,295	285	397	95,641	92,495	122,181	292	408	308	51,291	40,048	51,146	186	207	8,947	9,480
100-199	101	169	97	11,871	19,526	11,454	97	163	61,794	81,865	65,104	99	167	94	16,877	24,176	15,678	76	73	6,508	6,201
200 and over	14	20	16	3,420	4,865	3,819	14	19	19,936	21,416	23,329	14	19	16	4,525	5,484	5,057	13	13	1,897	1,841
Butler																					
Total	1,947	2,089	1,996	84,201	106,682	91,119	1,863	2,053	412,428	324,450	481,863	1,845	2,024	1,922	145,832	162,413	139,100	1,418	1,509	66,790	66,162
None							14	5	2,055	324		15	6	2	967	608	29	14	4	644	41
Under 25	680	490	1,212	10,558	7,933	31,071	614	458	64,308	20,905	171,326	596	443	1,148	28,535	17,485	58,655	404	856	13,018	26,185
25-49	636	673		22,074	23,165		617	668	116,289	61,561		608	658		38,508	38,384		470		17,629	
50-99	463	670	624	29,682	42,676	39,756	455	687	138,672	132,738	194,181	460	664	613	47,223	63,665	53,915	386	528	20,824	26,130
100-199	151	252	148	17,386	26,682	17,076	146	231	74,024	89,027	97,796	149	230	147	24,254	35,654	22,565	127	129	11,500	11,075
200 and over	17	24	12	4,501	6,226	3,216	17	24	17,080	19,895	18,560	17	23	12	6,550	6,619	4,136	17	12	3,175	2,751
Caldwell																					
Total	1,380	1,675	1,495	51,698	76,271	49,331	1,268	1,644	282,786	208,254	318,892	1,318	1,588	1,474	114,628	151,698	103,565	991	1,034	44,820	42,285
None							12	1	1,390	70	1,735	16	2	8	849	180	367	16	9	934	361
Under 25	485	372	1,240	7,484	6,078	30,498	401	359	47,855	16,979	205,083	431	318	1,215	22,600	14,265	69,570	268	805	9,075	25,881
25-49	537	661		17,657	21,416		507	650	97,066	58,567		518	635		45,708	40,858		407		16,330	
50-99	286	502	225	17,397	30,463	14,256	277	495	85,941	82,566	79,281	281	494	223	31,148	49,944	26,119	259	194	11,955	12,421
100-199	69	125	25	8,172	14,205	2,941	68	124	40,411	33,185	16,945	69	124	25	12,962	21,246	4,772	61	26	6,546	3,620
200 and over	3	15	5	988	4,109	1,636	3	15	10,123	17,087	15,568	3	15	5	1,361	5,225	2,535				
Calloway																					
Total	2,752	2,892	2,768	96,210	115,586	84,025	2,721	2,865	561,624	404,047	519,339	2,702	2,773	2,751	235,827	240,040	171,547	2,254	1,874	97,769	65,714
None							31	13	3,851	1,246	2,002	37	17	12	2,054	1,098	760	27	12	965	416
Under 25	954	668	2,412	16,200	11,220	56,467	916	644	110,320	46,983	370,815	893	608	2,383	59,266	31,981	135,405	684	1,558	24,827	49,950
25-49	1,242	1,320		41,215	44,488		1,221	1,312	245,302	157,353		1,220	1,271		103,527	100,362		1,046		41,240	
50-99	475	810	287	29,108	48,656	17,098	472	802	151,696	160,403	87,092	472	787	287	56,643	89,955	24,500	426	241	24,177	11,191
100 and over	81	94	69	9,687	11,242	10,460	81	94	50,475	38,062	59,430	80	90	69	14,337	16,644	10,882	71	63	8,560	4,177
Campbell																					
Total	1,127	1,365	1,247	56,698	72,827	69,783	1,044	1,339	378,343	413,905	546,433	1,029	1,244	1,229	113,772	108,714	126,969	589	624	49,550	51,130
None							9	10	2,427	1,522	150	18	12	2	6,961	690	80	16	-----	5,625	-----
Under 25	280	333	657	4,520	4,908	18,305	234	304	29,475	26,590	139,226	221	250	641	20,717	8,980	42,522	73	236	12,591	15,480
25-49	376	414		12,949	13,967		352	408	81,524	74,585		339	386		24,552	22,118		169		6,770	
50-99	348	430	421	21,406	26,763	26,957	328	429	144,311	143,422	210,205	333	415	418	33,474	37,384	48,268	219	263	11,868	19,673
100-199	106	163	145	13,123	19,475	17,308	104	163	86,149	111,166	134,423	102	160	144	22,210	24,888	23,530	80	108	9,846	9,577
200 and over	17	25	24	4,700	7,714	7,215	17	25	34,457	56,820	62,429	16	23	24	5,858	12,654	12,769	12	17	2,852	6,400
Carlisle																					
Total	1,024	1,096	1,039	45,727	56,635	48,340	984	1,074	217,036	160,113	261,974	969	1,069	1,031	93,234	109,352	100,852	790	749	34,702	43,505
None							8	1	610	50	510	7	1	3	600	200	252	8	3	372	280
Under 25	250	195	668	4,276	3,375	18,227	226	183	21,255	10,894	96,161	222	175	658	12,950	10,877	46,910	141	425	3,743	18,929
25-49	402	383		13,961	13,314		387	375	75,110	37,191		381	376		32,976	29,521		310		11,006	

COUNTY TABLE 1.—CHICKENS ON FARMS 1940, 1935, AND 1930; CHICKEN EGGS PRODUCED AND CHICKENS RAISED 1939, 1934, AND 1929; AND CHICKENS SOLD, 1939 AND 1929; CLASSIFIED BY NUMBER ON HAND—Continued

(Chickens on hand over 4 months old Apr. 1, 1940 and over 3 months old Jan. 1, 1935 and Apr. 1, 1930)

STATE OR COUNTY AND NUMBER OF CHICKENS ON HAND	CHICKENS ON HAND						CHICKEN EGGS PRODUCED					CHICKENS RAISED						CHICKENS SOLD			
	Farms reporting			Number			Farms reporting		Dozens			Farms reporting			Number			Farms reporting		Number	
	1940 (Apr. 1)	1935 (Jan. 1)	1930 (Apr. 1)	1940 (Apr. 1)	1935 (Jan. 1)	1930 (Apr. 1)	1939	1934	1939	1934	1929	1939	1934	1929	1939	1934	1929	1939	1929	1939	1929
KENTUCKY—Con.																					
Carlisle—Con.																					
50-99	303	386	285	19,211	24,218	18,438	296	384	84,754	65,887	92,110	292	385	284	35,271	43,751	34,125	264	241	13,831	14,686
100-199	66	124	76	7,654	14,028	8,725	64	123	32,442	41,751	47,130	64	124	76	10,787	21,933	14,765	64	70	5,600	7,190
200 and over	3	8	10	625	1,700	2,950	3	8	2,865	4,340	26,263	3	8	10	650	3,050	4,800	3	10	150	2,440
Carroll																					
Total	855	918	845	40,294	50,785	43,713	792	908	213,177	353,405	290,220	796	900	823	73,242	79,196	70,997	423	377	16,581	19,754
None	—	—	—	—	—	—	1	1	150	60	15	5	—	2	574	—	675	3	1	234	600
Under 25	170	146	461	2,708	2,784	12,892	144	141	13,547	22,241	89,118	149	138	443	8,264	5,898	24,928	56	131	1,819	4,355
25-49	301	353		10,411	12,544		291	350	51,875	80,419		287	346		21,572	21,459		132		4,256	
50-99	282	305	279	17,267	19,292	17,165	276	302	91,941	134,909	112,523	275	304	275	30,537	30,619	27,349	170	160	6,980	7,523
100-199	78	98	91	9,008	11,575	10,006	76	98	45,964	87,302	64,064	76	97	89	11,270	15,860	14,320	58	71	3,056	5,030
200 and over	4	16	14	900	4,590	3,650	4	16	9,700	28,474	24,500	4	15	14	1,025	5,360	3,725	4	14	236	2,246
Carter																					
Total	2,535	2,879	2,156	90,687	108,234	78,695	2,381	2,739	503,157	401,814	494,098	2,369	2,584	2,112	161,378	161,950	138,937	1,171	1,077	40,831	43,760
None	—	—	—	—	—	—	19	2	3,117	30	631	28	4	7	1,881	185	264	17	10	943	332
Under 25	935	915	1,642	13,973	13,784	40,139	806	789	73,464	45,302	252,047	805	691	1,604	37,207	27,539	80,729	324	758	8,092	23,317
25-49	1,024	1,174		34,093	38,679		992	1,159	187,513	143,773		978	1,118		63,014	64,118		471		14,150	
50-99	467	664	412	28,514	40,471	25,349	457	664	156,798	153,511	141,455	452	650	400	43,034	53,679	38,426	286	237	12,107	12,227
100-199	97	116	94	11,204	13,200	11,117	95	116	64,505	48,683	81,261	94	113	93	13,317	14,939	16,718	67	65	4,681	6,280
200 and over	12	10	8	2,903	2,100	2,090	12	9	17,760	10,515	18,704	12	8	8	2,925	1,490	2,800	6	7	858	1,604
Casey																					
Total	3,072	3,108	2,948	96,687	127,018	125,788	2,971	2,980	515,604	358,333	720,128	2,996	2,948	2,936	200,000	212,487	220,337	2,335	2,218	79,990	106,413
None	—	—	—	—	—	—	44	4	4,225	265	822	63	5	7	2,775	236	221	49	8	2,176	320
Under 25	1,320	829	1,907	19,193	13,091	49,147	1,219	751	110,954	32,824	308,416	1,213	739	1,890	54,824	29,482	106,573	852	1,323	21,784	50,041
25-49	1,183	1,264		39,236	40,980		1,149	1,234	214,679	103,957		1,155	1,215		81,211	72,628		936		31,094	
50-99	502	831	859	30,462	50,848	54,019	492	810	146,089	146,214	277,912	498	807	858	50,867	79,011	84,575	440	727	20,671	42,060
100 and over	67	184	182	7,796	22,099	22,622	67	181	39,657	75,073	132,978	67	182	181	10,323	31,130	28,968	58	160	4,265	13,992
Christian																					
Total	2,644	2,994	2,650	96,358	118,441	84,166	2,529	2,937	478,208	406,503	456,197	2,545	2,903	2,584	220,423	192,784	174,240	1,550	1,265	75,617	58,157
None	—	—	—	—	—	—	28	15	3,294	1,260	350	37	13	4	2,460	645	375	28	4	1,255	150
Under 25	1,016	1,007	2,274	15,779	15,870	51,954	923	963	86,246	54,456	275,100	928	940	2,204	50,028	30,421	116,492	494	1,004	15,789	36,362
25-49	1,023	1,175		33,996	38,384		988	1,156	174,984	143,573		988	1,149		83,352	65,987		668		28,182	
50-99	511	643	309	31,443	38,340	18,586	497	634	137,116	122,757	94,568	498	634	309	58,038	60,836	33,593	293	209	18,484	11,906
100-199	80	156	52	9,205	17,722	6,181	79	156	41,028	49,700	34,103	80	154	52	16,795	26,795	10,350	56	37	6,557	4,835
200-399	10	9	10	2,215	2,225	2,305	10	9	9,040	7,542	13,625	10	9	10	3,150	2,400	3,155	7	7	1,700	1,534
400-799	1	2	(1)	420	1,300	(1)	1	2	6,000	9,300	(1)	1	2	(1)	600	800	(1)	1	(1)	400	(1)
800 and over	3	2	(1)	3,300	4,600	(1)	3	2	20,500	17,915	(1)	3	2	(1)	6,000	4,900	(1)	3	(1)	3,250	(1)
400-699	1	1	3	420	600	1,370	1	1	6,000	6,500	12,725	1	1	3	600	600	2,275	1	2	400	600
700 and over	3	3	2	3,300	5,300	3,770	3	3	20,500	20,715	25,726	3	3	2	6,000	5,100	8,000	3	2	3,250	2,770

Clark																				
Total	1,327	1,435	1,380	57,024	86,413	73,997	1,259	1,392	272,856	315,239	346,738	1,262	1,385	1,380	105,415	122,936	121,770	489	565	20,714	27,215
None	———	———	———	———	———	———	8	———	2,590	———	130	10	1	2	610	37	42	4	1	97	25
Under 25	332	178	716	5,289	2,808	20,140	290	158	21,378	10,937	92,827	283	146	715	13,485	6,427	41,631	84	211	3,068	6,739
25-49	514	438		17,190	15,178		490	425	76,113	55,086		495	429		35,428	27,783		195		6,440	
50-99	396	542	487	23,725	33,765	30,338	387	536	117,339	126,700	138,837	391	535	486	41,346	50,454	51,432	174	254	8,233	13,057
100-199	80	255	154	9,170	29,144	17,289	79	251	44,536	105,199	76,764	78	252	154	12,436	33,135	22,305				
200 and over	5	22	23	1,650	5,518	6,230	5	22	10,900	17,317	38,180	5	22	23	2,110	5,100	6,360	32	99	2,876	7,394
Clay																				
Total	3,170	3,251	2,507	69,469	105,970	64,298	3,055	3,106	290,300	270,851	404,219	3,068	3,035	2,459	173,479	194,401	157,651	1,962	1,608	48,850	53,876
None	———	———	———	———	———	———	31	2	2,053	80	955	47	4	18	2,019	140	846	44	22	1,259	566
Under 25	2,135	1,256	2,226	28,563	18,691	45,270	2,012	1,164	124,517	51,287	305,851	2,003	1,071	2,164	91,566	43,041	125,117	1,194	1,075	24,874	41,488
25-49	776	1,344		24,281	43,118		757	1,297	97,758	114,309		761	1,316		53,080	82,290		525		14,262	
50-99	233	564	254	13,744	33,850	15,693	229	558	53,217	84,530	77,353	231	559	252	23,079	56,063	27,078	176	190	6,960	10,192
100 and over	26	87	27	2,881	10,311	3,335	26	85	12,755	20,645	20,060	26	85	25	3,735	12,867	4,610	23	21	1,495	1,630
Clinton																				
Total	1,439	1,610	1,393	48,950	70,896	57,988	1,419	1,548	235,475	188,529	365,230	1,417	1,574	1,353	96,937	149,981	129,571	1,193	1,159	43,710	63,897
None	———	———	———	———	———	———	15	———	954	———	270	20	1	6	916	20	191	16	4	507	114
Under 25	600	408	901	8,410	6,310	21,440	568	359	44,920	15,618	158,465	568	382	856	23,274	17,284	59,642	442	697	11,133	28,536
25-49	503	599		16,399	19,643		501	593	78,164	53,141		495	594		32,810	45,650		431		14,582	
50-99	284	478	397	17,525	29,721	25,283	283	472	83,927	81,996	139,422	282	473	396	30,309	59,780	50,238	256	367	13,108	24,387
100-199	48	119	90	5,506	13,763	10,215	48	118	21,795	35,209	60,723	48	118	90	8,378	24,162	17,800	44	86	3,840	9,885
200 and over	4	6	5	1,110	1,459	1,050	4	6	5,715	2,565	6,350	4	6	5	1,250	3,085	1,700	4	5	540	975
Crittenden																				
Total	1,516	1,667	1,469	63,681	88,905	64,162	1,458	1,634	325,866	312,285	386,168	1,467	1,628	1,454	149,303	166,646	131,108	1,193	1,029	72,209	53,948
None	———	———	———	———	———	———	11	———	923	———	255	15	1	5	1,299	30	252	12	5	864	136
Under 25	523	309	959	8,151	5,165	25,329	478	294	48,862	23,728	159,618	487	287	939	31,387	14,556	62,523	356	595	13,854	23,367
25-49	489	520		16,575	17,637		470	511	79,817	65,686		469	507		42,418	34,419		378		20,288	
50-99	388	615	411	24,675	37,933	26,192	384	607	123,959	126,622	152,252	383	610	411	49,679	70,001	47,238	336	346	23,748	21,005
100-199	109	203	87	12,730	23,509	9,741	108	202	63,900	81,104	53,838	106	203	87	21,970	40,855	17,095	105	71	12,525	7,365
200 and over	7	20	12	1,550	4,661	2,900	7	20	8,405	15,145	20,205	7	20	12	2,550	6,785	4,000	6	12	930	2,075
Cumberland																				
Total	1,749	1,912	1,756	62,198	98,789	77,042	1,709	1,891	244,768	225,233	470,446	1,730	1,884	1,685	150,071	191,719	176,474	1,538	1,539	73,888	84,634
None	———	———	———	———	———	———	23	2	1,526	70	2,550	26	3	8	1,283	105	793	22	9	1,033	401
Under 25	757	405	1,128	10,356	6,244	27,241	715	385	53,197	12,072	195,969	723	380	1,062	39,410	15,873	80,591	607	935	18,538	37,731
25-49	548	639		18,216	21,477		535	636	71,144	41,208		542	634		47,204	45,577		485		21,437	
50-99	345	620	471	21,416	39,270	30,183	338	620	77,220	88,840	164,194	342	620	460	41,378	74,976	61,590	332	439	21,346	29,170
100-199	92	220	145	10,630	25,522	16,818	91	220	35,610	66,438	91,430	90	219	143	18,571	45,238	29,540	85	144	10,084	15,247
200 and over	7	28	12	1,580	6,276	2,800	7	28	6,071	16,605	16,303	7	28	12	2,225	9,950	3,960	7	12	1,450	2,085
Daviess																				
Total	2,784	3,253	3,113	111,648	167,351	123,631	2,640	3,098	646,422	583,199	609,421	2,647	3,157	3,097	285,035	360,115	320,693	1,678	1,924	95,253	118,060
None	———	———	———	———	———	———	35	11	5,763	674	535	47	15	6	4,195	1,933	595	35	4	2,500	500
Under 25	986	662	2,240	14,820	11,125	56,267	866	553	97,791	35,294	270,348	858	586	2,221	61,319	32,490	174,169	427	1,189	22,020	54,444
25-49	998	1,102		33,872	37,645		953	1,061	187,415	120,789		959	1,076		93,772	89,276		606		25,830	
50-99	612	1,107	714	37,912	69,181	44,828	599	1,093	205,071	231,866	206,236	600	1,100	711	79,874	147,172	100,952	454	588	23,829	42,160
100-199	166	343	143	19,341	40,488	16,511	165	341	110,392	156,126	90,745	161	341	143	33,854	74,839	33,417	137	129	14,053	16,051
200-399	19	39	14	4,351	8,912	3,625	19	39	32,300	38,450	22,257	19	39	14	8,880	14,405	6,060	16	12	4,646	1,705
400 and over	3	———	2	1,352	———	2,400	3	———	7,690	———	19,300	3	———	2	3,141	———	5,500	3	2	2,375	3,200
Edmonson																				
Total	1,514	1,827	1,687	45,544	75,377	62,562	1,404	1,761	256,808	167,067	348,994	1,463	1,725	1,588	105,297	100,507	131,813	1,078	1,254	45,891	51,541
None	———	———	———	———	———	———	27	———	4,468	———	2,305	34	1	12	1,870	8	637	24	10	1,168	387
Under 25	748	474	1,214	11,098	7,383	28,960	652	430	72,139	17,190	168,058	684	408	1,109	36,485	14,161	80,585	455	835	15,243	27,150
25-49	501	719		16,239	23,476		472	704	90,296	51,308		485	699		36,222	33,675		376		16,240	
50-99	229	540	402	13,789	33,417	25,442	218	534	67,040	72,218	134,481	224	523	396	24,186	40,861	38,841	192	345	10,289	17,990
100 and over	36	94	71	4,418	11,101	8,160	35	93	22,865	26,351	42,150	36	94	71	6,534	11,802	11,750	31	64	2,951	6,014

[1] Comparison with later censuses may be found in groups below beginning with 400-699.

COUNTY TABLE 1.—CHICKENS ON FARMS 1940, 1935, AND 1930; CHICKEN EGGS PRODUCED AND CHICKENS RAISED 1939, 1934, AND 1929; AND CHICKENS SOLD, 1939 AND 1929; CLASSIFIED BY NUMBER ON HAND—Continued

(Chickens on hand over 4 months old Apr. 1, 1940 and over 3 months old Jan. 1, 1935 and Apr. 1, 1930)

STATE OR COUNTY AND NUMBER OF CHICKENS ON HAND	CHICKENS ON HAND						CHICKEN EGGS PRODUCED					CHICKENS RAISED						CHICKENS SOLD			
	Farms reporting			Number			Farms reporting		Dozens			Farms reporting			Number			Farms reporting		Number	
	1940 (Apr.1)	1935 (Jan.1)	1930 (Apr.1)	1940 (Apr. 1)	1935 (Jan. 1)	1930 (Apr. 1)	1939	1934	1939	1934	1929	1939	1934	1929	1939	1934	1929	1939	1929	1939	1929
KENTUCKY—Con.																					
Elliott																					
Total	1,328	1,400	1,251	51,655	61,189	50,432	1,241	1,378	256,853	260,530	293,681	1,157	1,354	1,243	80,335	84,154	70,574	824	846	32,892	24,408
None	———	———	———	———	———	———	17	3	3,302	195	1,048	16	4	6	1,405	700	317	17	7	1,123	337
Under 25	425	295	859	6,592	4,809	23,205	345	280	29,919	21,176	141,439	314	278	846	13,212	8,429	36,163	195	525	4,178	12,125
25-49	533	619		17,448	20,406		513	611	82,262	83,983		482	595		27,085	29,994		333		9,472	
50-99	292	389	336	17,896	24,002	20,710	289	387	84,904	102,163	114,470	274	385	335	24,456	31,352	23,851	221	267	9,730	9,382
100-199	72	93	53	8,309	10,372	5,750	71	93	47,791	50,963	32,449	65	91	53	12,464	13,334	9,218	53	45	7,513	2,314
200 and over	6	4	3	1,410	1,600	767	6	4	8,675	2,050	4,275	6	3	3	1,713	325	1,025	5	2	876	250
Estill																					
Total	1,733	1,816	1,666	45,355	62,251	52,881	1,602	1,710	271,125	186,227	357,811	1,621	1,683	1,670	98,581	94,850	105,976	1,052	1,012	33,525	38,909
None	———	———	———	———	———	———	19	6	1,873	661	448	25	9	13	1,047	741	612	20	10	721	306
Under 25	947	691	1,349	12,990	10,096	31,065	845	603	92,776	29,192	239,742	835	592	1,343	37,817	19,059	73,086	493	764	13,002	26,379
25-49	569	690		18,225	22,149		531	669	104,293	65,379		552	659		36,264	35,030		357		10,834	
50-99	191	360	278	11,375	21,418	16,979	181	357	58,281	65,770	91,054	183	350	275	18,432	30,066	26,516	143	204	6,456	9,368
100 and over	26	75	38	2,765	8,588	4,837	26	75	13,902	25,225	26,567	26	73	39	5,021	9,954	5,962	19	34	2,510	2,856
Fayette																					
Total	932	1,343	1,394	48,538	86,770	81,976	846	1,263	312,611	318,367	497,574	823	1,249	1,341	98,454	165,322	170,272	267	519	27,286	51,946
None	———	———	———	———	———	———	7	1	2,155	75	600	12	3	4	4,015	109	370	6	2	3,226	150
Under 25	240	209	754	3,777	3,465	19,625	186	176	25,969	10,342	124,456	172	161	714	11,526	8,094	46,775	42	202	2,417	10,458
25-49	326	392		11,044	13,058		301	369	75,160	43,307		294	367		25,172	29,638		77		4,519	
50-99	256	496	424	15,470	30,430	25,979	244	478	88,578	95,620	158,835	236	479	412	27,651	56,823	48,316	92	185	6,362	11,351
100-199	87	212	175	9,959	24,282	20,247	86	206	53,358	84,026	112,650	87	205	171	14,506	33,251	35,756	39	102	5,416	11,342
200-399	19	25	24	4,735	5,745	5,325	18	24	29,807	20,229	33,379	18	25	23	8,110	6,278	13,600				
400-799	1	5	(1)	400	2,440	(1)	1	5	2,400	15,573	(1)	1	5	(1)	800	21,429	(1)	11	30	7,546	18,665
800 and over	3	4	(1)	3,153	7,350	(1)	3	4	35,184	49,195	(1)	3	4	(1)	6,674	9,700	(1)				
400-699	1	5	11	400	2,440	5,050	1	5	2,400	15,573	30,954	1	5	11	800	21,429	14,155	———	———	———	———
700 and over	3	4	6	3,153	7,350	5,750	3	4	35,184	49,195	36,700	3	4	6	6,674	9,700	11,300	———	———	———	———
Fleming																					
Total	1,969	2,243	2,114	101,750	139,185	122,222	1,861	2,185	633,347	589,992	818,057	1,904	2,181	2,034	185,962	211,587	206,446	993	1,118	36,642	44,826
None	———	———	———	———	———	———	33	4	10,811	212	2,130	41	10	6	3,387	2,585	1,150	22	7	1,091	628
Under 25	398	294	1,000	6,648	4,737	27,388	340	263	49,339	19,860	196,803	342	256	925	17,553	9,846	60,729	129	444	3,191	13,412
25-49	630	615		21,819	20,764		585	600	133,821	95,389		602	592		47,459	34,749		291		8,629	
50-99	707	878	745	44,594	55,605	47,295	680	867	265,878	233,317	317,823	694	870	758	80,650	87,617	80,010	410	436	15,660	15,133
100-199	219	411	330	25,189	47,450	38,674	209	406	146,283	191,076	239,088	211	409	326	33,583	65,280	55,737	132	207	7,398	11,907
200 and over	15	45	39	3,500	10,629	8,865	14	45	27,215	50,138	62,213	14	44	39	3,350	11,510	10,820	9	24	675	3,746
Floyd																					
Total	3,765	3,565	2,522	102,679	106,764	84,681	3,636	3,405	470,137	237,270	537,555	3,545	3,261	2,486	224,659	174,430	216,358	1,358	1,200	38,762	51,051
None	———	———	———	———	———	———	20	6	1,814	420	1,860	30	15	14	1,591	745	655	15	7	776	215
Under 25	1,952	1,608	2,009	29,311	25,160	45,467	1,834	1,502	146,016	48,989	308,909	1,765	1,380	1,961	82,545	47,884	141,878	580	975	13,326	37,975
25-49	1,682	1,381		60,405	43,419		1,653	1,333	273,891	92,361		1,628	1,303		121,968	71,874		700		20,589	
50-99	71	516	395	5,441	30,740	23,739	70	506	18,853	74,850	128,964	69	504	394	8,995	44,466	46,518	37	195	1,553	9,485
100-199	55	53	99	6,422	5,795	11,000	54	52	24,143	12,250	67,830	51	52	98	8,445	7,861	18,872	23	20	2,093	1,555
200 and over	5	7	19	1,100	1,650	4,475	5	6	5,420	8,400	29,992	4	7	19	1,115	1,600	8,435	3	5	425	1,825

Franklin																				
Total	1,222	1,287	1,411	47,093	59,597	54,208	1,177	1,176	225,228	242,857	325,796	1,165	1,152	1,392	104,922	85,398	92,527	441	484	22,427	22,864
None	—	—	—	—	—	—	3	—	445	—	360	7	—	2	6,367	—	105	3	1	3,080	55
Under 25	379	238	1,049	6,095	4,007	27,097	349	205	27,884	10,868	156,591	342	187	1,033	18,390	7,261	54,665	79	292	3,695	11,797
25-49	556	578		17,798	18,979		525	534	83,431	70,799		512	532		42,430	31,506		198		7,788	
50-99	245	374	287	14,716	22,415	17,061	239	348	66,667	93,766	103,976	243	346	282	25,693	31,966	23,967	121	139	4,451	5,825
100-199	55	83	67	6,484	9,531	7,620	54	77	33,639	38,613	48,840	54	76	67	9,042	10,545	10,915	34	46	2,078	3,873
200 and over	7	14	8	2,000	4,665	2,430	7	12	13,162	28,791	16,029	7	11	8	3,000	4,120	2,875	6	6	1,555	1,314
Fulton																					
Total	906	1,045	969	34,713	46,983	35,578	879	1,024	226,509	99,633	231,396	836	889	958	85,717	84,181	78,474	386	525	20,047	28,240
None	—	—	—	—	—	—	7	2	1,420	102	—	13	2	—	1,475	75	—	8	—	854	—
Under 25	350	290	743	5,206	4,612	16,854	324	273	35,128	10,638	100,577	286	204	732	16,868	8,400	42,948	73	335	3,089	12,915
25-49	299	380		10,175	12,598		297	375	73,800	23,995		283	323		28,259	24,787		148		6,565	
50-99	203	279	182	12,615	17,075	11,420	199	278	79,972	37,128	67,802	200	267	182	27,330	32,284	23,547	121	152	6,647	9,504
100-199	51	84	34	5,997	9,328	3,904	49	84	33,049	20,347	27,571	51	82	34	10,745	15,185	7,820	36	38	2,892	5,821
200 and over	3	12	10	720	3,370	3,420	3	12	3,140	7,425	35,446	3	11	10	1,040	3,450	4,159				
Gallatin																					
Total	572	559	569	22,428	26,622	24,348	528	526	129,128	111,072	167,502	523	515	560	48,333	46,676	48,818	253	383	11,045	16,847
None	—	—	—	—	—	—	3	—	319	—	3,410	1	—	4	30	—	410	1	3	45	205
Under 25	153	94	376	2,278	1,571	10,328	130	83	13,651	6,525	76,649	122	75	366	6,473	2,712	24,766	30	241	853	8,177
25-49	246	242		8,433	8,155		226	227	50,225	34,011		230	222		20,369	16,281		116		4,219	
50-99	153	175	169	9,157	10,740	10,376	149	168	48,221	46,986	63,575	150	172	167	17,456	18,953	20,290	88	122	4,419	7,441
100 and over	20	48	24	2,560	6,156	3,644	20	48	16,734	23,750	25,868	20	46	25	4,005	8,750	3,352	18	17	1,509	1,024
Garrard																					
Total	1,671	1,845	1,745	79,601	110,030	100,170	1,534	1,773	519,615	462,784	606,791	1,549	1,800	1,744	154,353	181,789	161,550	712	896	27,959	36,495
None	—	—	—	—	—	—	5	2	1,321	875	440	9	3	5	1,422	300	310	8	4	950	275
Under 25	358	249	811	5,256	3,867	22,082	287	223	36,087	15,506	142,854	285	220	805	14,919	9,347	47,014	73	317	2,895	9,532
25-49	600	500		20,549	16,425		561	480	142,304	68,740		565	487		49,606	33,350		256		7,142	
50-99	558	766	661	34,951	48,038	43,175	530	747	230,828	201,759	259,532	537	761	661	62,526	80,340	69,211	273	387	12,103	15,148
100-199	144	303	246	16,444	34,022	28,513	140	295	96,000	136,244	165,455	142	302	246	25,335	47,642	37,098	95	171	4,424	9,158
200 and over	11	27	27	2,401	7,680	6,400	11	26	13,075	39,660	38,510	11	27	27	2,545	10,850	7,917	5	17	445	2,380
Grant																					
Total	1,393	1,607	1,651	57,158	76,603	72,494	1,350	1,580	341,586	283,461	465,035	1,304	1,557	1,599	107,823	136,781	142,365	656	919	22,136	46,309
None	—	—	—	—	—	—	16	—	2,752	—	—	17	2	1	744	175	25	16	1	414	25
Under 25	345	239	1,071	5,614	4,173	29,521	304	224	40,160	14,740	197,124	277	207	1,024	15,060	9,421	65,558	96	496	2,825	19,208
25-49	633	686		21,752	22,817		620	676	123,952	82,328		603	671		45,527	46,685		302		8,950	
50-99	354	583	477	21,504	35,783	28,740	350	581	125,183	130,382	176,280	349	578	473	34,926	59,764	53,098	209	343	6,884	17,085
100-199	56	88	89	6,588	10,145	10,607	55	88	37,134	35,755	64,321	53	88	87	9,591	15,911	17,959	30	68	2,738	7,252
200 and over	5	11	14	1,720	3,685	3,626	5	11	12,405	20,256	27,360	5	11	14	1,975	6,825	5,725	3	11	325	2,739
Graves																					
Total	3,870	4,271	3,999	125,934	164,417	128,519	3,746	4,146	660,666	437,751	750,315	3,694	4,118	3,824	302,641	327,129	281,697	2,768	2,517	111,781	109,273
None	—	—	—	—	—	—	42	14	3,858	3,769	1,301	49	21	11	3,543	1,805	470	44	8	2,253	189
Under 25	1,529	1,297	3,352	25,013	21,956	82,640	1,402	1,205	145,462	61,107	489,008	1,364	1,187	3,171	79,406	56,551	198,948	864	1,992	26,471	73,358
25-49	1,666	1,824		55,070	60,750		1,633	1,788	280,670	167,233		1,618	1,777		132,403	128,409		1,283		47,785	
50-99	595	1,000	573	35,624	61,346	34,553	590	993	169,421	157,047	185,014	583	987	589	69,528	113,249	65,869	502	458	27,472	27,490
100-199	73	135	60	8,557	15,154	6,891	72	131	47,169	37,536	43,988	73	131	59	14,781	22,765	10,030	70	46	6,127	4,272
200 and over	7	15	14	1,670	5,211	4,435	7	15	14,086	11,059	31,004	7	15	14	3,180	4,350	6,580	5	13	1,675	3,964
Grayson																					
Total	2,652	2,858	2,654	120,310	154,744	138,794	2,519	2,717	603,047	578,065	919,253	2,513	2,710	2,614	234,098	223,307	215,598	2,062	1,974	117,680	115,826
None	—	—	—	—	—	—	27	6	5,493	1,210	1,910	31	9	11	3,429	503	895	26	10	2,751	505
Under 25	744	492	1,378	11,405	8,029	36,781	657	431	59,902	30,033	259,132	640	424	1,333	35,408	16,318	70,859	449	826	17,888	32,507
25-49	876	951		30,731	31,898		826	906	148,440	119,477		852	890		63,361	53,955		674		31,242	
50-99	826	1,074	986	52,857	68,933	64,985	807	1,039	254,451	258,051	417,091	807	1,050	982	89,105	97,384	95,891	724	865	42,516	53,082
100-199	196	319	274	22,882	36,064	32,761	192	314	116,361	153,189	214,264	193	317	273	37,320	48,212	41,838	180	258	19,106	24,852
200 and over	10	22	16	2,435	9,820	4,267	10	21	18,400	16,105	26,856	10	20	15	5,475	6,935	6,135	9	15	4,197	4,880

[1] Comparison with later censuses may be found in groups below beginning with 400-699.

COUNTY TABLE 1.—CHICKENS ON FARMS 1940, 1935, AND 1930; CHICKEN EGGS PRODUCED AND CHICKENS RAISED 1939, 1934, AND 1929; AND CHICKENS SOLD, 1939 AND 1929; CLASSIFIED BY NUMBER ON HAND—Continued

(Chickens on hand over 4 months old Apr. 1, 1940 and over 3 months old Jan. 1, 1935 and Apr. 1, 1930)

STATE OR COUNTY AND NUMBER OF CHICKENS ON HAND	CHICKENS ON HAND						CHICKEN EGGS PRODUCED					CHICKENS RAISED						CHICKENS SOLD			
	Farms reporting			Number			Farms reporting		Dozens			Farms reporting			Number			Farms reporting		Number	
	1940 (Apr.1)	1935 (Jan.1)	1930 (Apr.1)	1940 (Apr. 1)	1935 (Jan. 1)	1930 (Apr. 1)	1939	1934	1939	1934	1929	1939	1934	1929	1939	1934	1929	1939	1929	1939	1929
KENTUCKY—Con.																					
Green																					
Total	2,232	2,203	2,166	73,659	104,877	93,750	2,123	2,178	365,521	267,590	449,478	2,127	2,130	2,150	176,267	195,911	200,200	1,571	1,550	60,723	73,841
None	———	———	———	———	———	———	16	7	1,930	467	40	21	8	1	1,327	500	50	23	1	892	25
Under 25	875	424	1,412	13,341	6,963	37,608	786	401	74,651	16,686	190,771	805	375	1,398	44,802	17,422	96,878	488	949	13,879	35,573
25-49	906	850		29,755	28,010		873	843	147,243	72,337		861	829		73,108	58,230		672		25,608	
50-99	394	724	640	23,809	44,749	39,862	391	722	111,603	117,547	174,213	383	715	638	45,725	80,430	79,212	341	513	16,614	29,015
100 and over	57	205	114	6,754	25,155	16,280	57	205	30,094	60,553	84,454	57	203	113	11,305	39,329	24,060	47	87	3,655	9,228
Greenup																					
Total	1,772	1,940	1,869	60,480	73,011	66,657	1,633	1,901	281,442	334,990	362,774	1,603	1,844	1,792	100,252	124,980	113,950	853	1,069	35,392	44,436
None	———	———	———	———	———	———	29	1	2,566	300	2,217	38	———	20	1,450	———	981	17	17	614	756
Under 25	719	609	1,444	10,425	9,515	34,813	614	579	48,785	42,141	191,793	566	544	1,352	23,418	20,800	70,684	229	733	7,883	26,935
25-49	657	770		21,262	22,957		610	763	91,826	115,286		614	749		35,614	45,100		339		11,326	
50-99	334	446	366	20,486	27,340	22,526	318	444	94,588	117,950	120,078	323	437	361	29,053	42,591	30,037	228	271	11,204	11,895
100-199	53	110	47	6,132	12,089	5,518	53	109	29,790	52,313	27,394	53	109	47	7,787	15,164	6,273	34	37	2,775	2,242
200 and over	9	5	12	2,175	1,110	3,800	9	5	13,887	7,000	21,292	9	5	12	2,930	1,325	5,975	6	11	1,590	2,608
Hancock																					
Total	965	1,028	957	45,759	60,015	47,394	890	995	302,779	228,147	314,414	855	997	877	80,876	93,589	88,389	420	679	22,635	42,225
None	———	———	———	———	———	———	7	2	1,374	200	1,832	13	4	2	585	330	325	9	4	237	149
Under 25	279	165	592	4,327	2,870	15,943	230	142	33,025	9,186	102,743	195	143	517	10,610	6,885	29,783	73	368	3,207	12,224
25-49	301	318		10,303	10,880		279	313	68,953	40,965		272	311		21,002	19,622		125		6,128	
50-99	289	364	258	18,751	22,863	16,728	279	358	123,414	87,098	106,417	282	360	251	31,411	35,600	28,640	147	213	7,912	12,850
100-199	89	160	97	10,663	18,557	11,063	88	159	63,001	70,358	71,946	86	158	97	14,468	26,052	16,756	60	84	4,346	7,612
200 and over	7	21	10	1,715	4,845	3,660	7	21	13,012	20,340	31,476	7	21	10	2,800	5,100	12,885	6	10	805	9,390
Hardin																					
Total	2,605	3,041	2,538	121,441	158,030	125,789	2,467	2,929	726,855	862,432	857,473	2,364	2,872	2,533	206,901	242,679	262,410	1,487	1,635	68,164	95,003
None	———	———	———	———	———	———	8	15	1,507	1,480	2,510	12	19	11	646	737	803	12	9	489	641
Under 25	637	587	1,441	10,174	9,186	39,579	569	519	61,476	46,256	286,775	499	490	1,428	26,965	19,297	90,559	267	770	8,226	35,595
25-49	928	1,007		32,190	33,965		876	973	185,824	198,576		845	965		61,544	58,283		491		17,589	
50-99	823	1,066	833	52,355	67,630	53,080	798	1,046	322,594	362,183	343,685	796	1,024	830	82,565	101,393	129,464	565	632	25,083	39,927
100-199	202	356	244	23,072	41,659	28,250	202	353	134,199	220,890	195,641	197	351	244	30,945	56,769	36,814	141	206	15,350	16,359
200 and over	15	25	20	3,650	5,590	4,880	14	23	21,255	33,047	28,862	15	23	20	4,236	6,200	4,770	11	18	1,427	2,481
Harlan																					
Total	1,222	1,531	645	40,080	38,551	19,184	1,160	1,459	183,440	95,225	120,649	1,091	968	648	69,273	43,181	36,132	398	216	12,545	8,478
None	———	———	———	———	———	———	26	2	2,107	80	593	51	6	11	2,799	207	445	14	8	1,457	170
Under 25	540	892	558	7,863	12,233	11,390	479	844	39,174	25,903	72,127	421	505	551	16,112	14,990	24,336	102	165	2,650	5,090
25-49	453	480		14,524	14,845		432	459	66,436	34,566		405	339		23,732	17,055		153		3,394	
50-99	185	136	61	11,010	7,980	3,599	180	132	45,079	20,266	21,968	171	96	60	16,605	7,474	5,481	103	28	2,927	1,259
100-199	40	17	19	4,483	1,793	2,145	39	16	21,180	4,955	12,160	39	16	19	7,000	1,655	2,000	23	10	1,680	639
200-399	1	5	5	200	1,200	1,150	1	5	600	9,355	7,836	1	5	5	225	1,725	2,770	———	4	———	720
400 and over	3	1	2	2,000	500	900	3	1	8,864	100	5,965	3	1	2	2,800	75	1,100	3	1	437	600

Harrison																				
Total	1,934	2,060	2,011	92,434	112,630	100,226	1,828	2,047	508,968	430,912	585,478	1,805	2,010	1,947	185,506	185,076	190,759	617	810	26,757	36,956
None							3	2	225	250	150	6	2	3	585	140	290	5	1	360	150
Under 25	283	262	1,057	4,831	4,618	30,985	238	259	23,291	14,141	182,087	226	239	1,005	13,001	10,421	67,493	44	324	1,695	11,898
25-49	784	684		27,143	23,647		748	676	145,200	83,941		739	667		62,379	46,080		233		8,216	
50-99	730	860	791	44,267	53,068	49,361	707	856	246,175	202,924	284,371	702	851	777	86,719	88,021	94,914	282	395	12,623	19,262
100-199	129	232	153	14,408	25,862	17,199	125	232	81,292	102,776	100,650	125	229	152	20,922	34,164	25,802	49	87	3,143	5,276
200 and over	8	22	10	1,785	5,435	2,681	7	22	12,785	26,880	18,220	7	22	10	1,900	6,250	2,260	4	3	720	370
Hart																					
Total	2,601	2,780	2,658	97,579	134,753	112,455	2,466	2,702	583,894	365,251	577,023	2,451	2,704	2,592	202,458	194,958	209,106	1,604	1,656	66,916	77,196
None							15	2	1,338	65	1,614	22	5	12	1,587	120	985	16	7	709	378
Under 25	846	554	1,740	13,385	8,796	45,611	746	505	87,991	24,036	245,860	732	502	1,672	38,472	16,488	99,111	379	932	10,656	32,311
25-49	1,068	964		35,321	32,443		1,032	946	217,473	92,669		1,025	945		78,578	51,474		674		24,722	
50-99	577	997	745	35,282	61,584	46,132	564	988	203,843	163,209	208,745	565	988	736	61,600	87,682	76,186	444	574	20,705	30,596
100-199	102	247	164	11,781	27,765	18,647	101	243	62,658	75,391	103,631	100	246	163	19,921	35,164	27,774	85	134	9,264	11,036
200 and over	8	18	9	1,810	4,165	2,065	8	18	10,591	9,881	17,173	7	18	9	2,300	4,030	5,050	6	9	860	2,875
Henderson																					
Total	1,711	2,123	2,016	72,473	111,819	81,446	1,615	2,092	513,525	378,014	476,469	1,638	2,089	1,998	187,745	236,331	185,627	1,070	1,219	61,893	59,409
None							13	5	2,360	665	100	19	6	4	1,801	575	213	12	3	909	111
Under 25	530	458	1,415	8,412	7,785	36,943	463	438	64,281	25,052	225,264	465	432	1,397	34,789	24,176	100,626	227	771	10,944	30,189
25-49	638	699		21,739	23,689		609	690	145,618	76,777		620	692		59,545	56,385		400		16,385	
50-99	443	687	490	27,660	42,995	30,338	432	683	197,749	142,966	170,420	436	681	486	63,472	91,394	61,769	355	349	22,230	20,473
100-199	85	244	103	9,901	27,342	12,267	84	241	63,069	79,296	69,565	84	244	103	19,337	49,968	20,459	66	89	6,544	7,513
200-399	12	28	8	2,861	6,279	1,898	11	28	25,025	37,645	11,320	11	27	8	4,103	9,335	2,560	7	7	1,395	1,123
400 and over	3	7		1,900	3,729		3	7	15,423	15,613		3	7		4,700	4,498		3		3,486	
Henry																					
Total	1,354	1,783	1,840	63,365	85,621	80,204	1,317	1,714	327,584	309,738	539,079	1,274	1,749	1,838	138,233	186,141	161,542	545	610	22,692	27,256
None							12	3	1,131	550	800	15	5	4	1,018	380	310	8	2	250	80
Under 25	235	271	1,170	3,885	4,571	31,902	212	246	23,358	16,696	223,650	191	251	1,167	14,243	13,930	74,207	53	293	3,268	9,955
25-49	553	731		19,217	24,823		539	707	102,419	83,484		517	719		46,895	61,706		205		5,824	
50-99	478	646	576	29,574	39,545	35,202	466	631	147,807	144,148	228,420	463	642	573	58,280	82,987	68,585	226	259	9,194	12,303
100-199	84	125	84	9,789	13,782	9,500	84	117	47,969	48,970	60,954	84	122	84	16,547	22,023	13,580	53	56	4,156	4,898
200 and over	4	10	10	900	2,900	3,600	4	10	4,900	15,890	25,255	4	10	10	1,250	5,115	4,860				
Hickman																					
Total	1,298	1,383	1,169	57,520	69,848	60,865	1,257	1,328	348,559	221,718	370,546	1,258	1,351	1,155	129,458	126,920	128,033	990	809	52,577	51,777
None							1	10	297	1,362	100	2	10	2	437	697	52	2	2	212	32
Under 25	326	295	726	5,179	5,215	19,816	299	260	33,590	13,382	113,613	297	271	712	18,791	12,121	56,295	172	444	6,527	20,081
25-49	512	503		17,523	17,239		502	486	106,260	50,670		502	492		44,681	34,427		410		17,429	
50-99	363	432	315	22,243	26,549	19,915	359	423	132,824	79,701	118,168	360	426	314	45,282	48,388	39,923	318	251	19,094	17,123
100-199	89	136	101	10,660	15,945	11,847	88	134	60,002	54,428	66,661	89	135	100	17,447	25,802	18,820	80	89	7,745	7,513
200 and over	8	17	27	1,915	4,900	9,287	8	15	15,586	22,175	72,004	8	17	27	2,820	5,485	12,943	8	23	1,570	7,028
Hopkins																					
Total	2,108	2,704	2,298	69,670	107,573	70,784	1,976	2,579	348,401	354,241	440,703	2,004	2,615	2,130	164,479	187,816	154,988	1,355	1,324	69,035	62,060
None							19	4	1,851	395	1,760	28	6	4	1,577	195	890	20	3	3,272	670
Under 25	914	882	1,993	14,407	14,293	46,852	810	809	85,869	47,088	296,486	819	818	1,827	45,030	32,969	107,468	452	1,077	16,680	39,084
25-49	841	1,054		27,661	35,157		808	1,029	131,545	111,051		810	1,040		67,534	65,133		594		27,786	
50-99	283	615	240	17,599	37,281	14,478	270	593	73,579	119,722	80,203	279	602	236	33,507	59,500	27,564	228	184	13,457	12,559
100-199	65	139	52	7,763	16,347	6,214	64	131	30,782	54,695	35,984	63	137	51	13,920	23,869	11,661	57	50	7,064	6,182
200 and over	5	14	13	2,240	4,495	3,240	5	13	24,775	21,290	26,270	5	14	12	2,911	6,150	7,405	4	10	776	3,565
Jackson																					
Total	2,264	2,020	1,709	65,363	71,173	49,497	2,189	1,924	295,012	220,909	288,987	2,228	1,890	1,689	147,678	112,016	86,139	1,646	1,098	58,754	30,515
None							21	2	2,202	125	110	42	3	5	1,144	91	240	47	3	1,328	147
Under 25	1,084	659	1,438	15,588	10,205	31,703	1,020	594	73,455	24,104	185,362	1,023	572	1,414	45,415	22,630	62,667	706	886	17,949	22,085
25-49	786	871		24,664	27,637		762	843	111,663	82,740		772	833		51,168	46,016		574		18,827	
50-99	363	428	245	21,023	25,947	14,711	356	425	88,067	90,011	84,969	360	422	244	43,886	36,232	19,959	298	187	18,565	7,225
100-199	26	58	25	2,888	6,284	2,783	25	56	12,750	19,389	16,446	26	56	25	4,515	5,897	3,198	16	21	1,585	1,008
200 and over	5	4	1	1,200	1,100	300	5	4	6,875	4,540	2,100	5	4	1	1,550	1,150	75	5	1	500	50

COUNTY TABLE 1.—CHICKENS ON FARMS 1940, 1935, AND 1930; CHICKEN EGGS PRODUCED AND CHICKENS RAISED 1939, 1934, AND 1929; AND CHICKENS SOLD, 1939 AND 1929; CLASSIFIED BY NUMBER ON HAND—Continued

(Chickens on hand over 4 months old Apr. 1, 1940 and over 3 months old Jan. 1, 1935 and Apr. 1, 1930)

STATE OR COUNTY AND NUMBER OF CHICKENS ON HAND	CHICKENS ON HAND						CHICKEN EGGS PRODUCED					CHICKENS RAISED						CHICKENS SOLD			
	Farms reporting			Number			Farms reporting		Dozens			Farms reporting			Number			Farms reporting		Number	
	1940 (Apr.1)	1935 (Jan.1)	1930 (Apr.1)	1940 (Apr. 1)	1935 (Jan. 1)	1930 (Apr. 1)	1939	1934	1939	1934	1929	1939	1934	1929	1939	1934	1929	1939	1929	1939	1929
KENTUCKY—Con.																					
Jefferson																					
Total	2,450	2,855	2,200	91,109	129,712	103,415	2,258	2,648	511,042	550,354	661,937	2,162	2,579	1,967	210,941	253,952	215,953	660	898	64,968	66,766
None	———	———	———	———	———	———	27	6	2,795	1,254	432	48	11	7	6,331	878	1,221	23	4	4,406	1,078
Under 25	1,061	929	1,503	15,710	14,309	36,960	911	792	84,662	46,607	234,653	824	737	1,314	41,619	31,226	94,065	150	496	7,814	24,762
25-49	851	960		28,109	31,604		807	913	155,149	107,036		780	897		63,045	61,630		238		11,226	
50-99	405	697	501	24,478	42,536	31,420	389	673	133,505	179,486	203,780	383	672	466	56,337	82,750	60,198	167	270	20,189	17,518
100-199	108	230	156	12,481	27,063	18,708	100	226	60,094	122,673	124,922	103	223	144	21,637	41,287	31,269	65	105	8,844	11,336
200-399	19	29	31	4,504	6,600	7,527	18	28	22,243	30,613	41,803	19	29	28	10,852	10,781	10,250	13	17	5,599	4,887
400-799	3	8	(1)	1,400	4,700	(1)	3	8	10,320	29,685	(1)	2	8	(1)	450	12,400	(1)	4	(1)	6,890	(1)
800 and over	3	2	(1)	4,427	2,900	(1)	3	2	42,274	33,000	(1)	3	2	(1)	10,670	13,000	(1)				
400-699	3	8	5	1,400	4,700	2,400	3	8	10,320	29,685	14,296	2	8	4	450	12,400	4,950				
700 and over	3	2	4	4,427	2,900	6,600	3	2	42,274	33,000	42,051	3	2	4	10,670	13,000	14,000	4	6	6,890	7,185
Jessamine																					
Total	1,057	1,246	1,165	46,284	68,383	58,311	1,009	1,211	300,909	227,864	321,203	1,005	1,201	1,154	97,211	108,547	117,953	375	613	19,441	30,297
None	———	———	———	———	———	———	3	———	692	———	225	2	1	4	160	3	152	2	3	135	42
Under 25	244	172	624	3,760	2,855	16,427	224	156	27,570	7,888	90,015	207	147	614	11,245	7,011	43,603	61	274	1,507	11,222
25-49	415	404		14,196	13,762		398	393	98,244	41,378		403	393		32,911	25,319		147		5,222	
50-99	330	483	412	20,057	29,414	25,548	316	475	118,189	96,008	134,584	325	473	407	37,035	47,720	48,478	128	248	6,606	11,085
100-199	63	176	117	7,011	19,727	13,361	63	176	47,106	71,315	78,041	63	176	117	11,430	25,154	20,820	33	80	3,083	6,221
200 and over	5	11	12	1,260	2,625	2,975	5	11	9,108	11,275	18,338	5	11	12	4,430	3,340	4,900	4	8	2,888	1,727
Johnson																					
Total	2,334	2,674	2,007	61,924	86,776	58,551	2,223	2,508	353,849	213,199	384,667	2,247	2,569	1,992	135,258	156,886	126,149	1,447	1,322	46,615	45,143
None	———	———	———	———	———	———	31	———	2,732	———	405	48	7	12	2,619	167	629	38	14	1,468	535
Under 25	1,267	1,051	1,695	18,220	15,710	37,816	1,159	919	110,808	38,653	269,901	1,159	955	1,669	53,013	34,633	92,707	700	1,074	18,189	32,177
25-49	808	1,120		25,722	36,065		778	1,092	138,892	79,281		787	1,107		50,033	65,488		512		15,841	
50-99	224	429	286	13,373	25,804	17,303	220	425	71,979	64,478	94,624	220	427	285	22,056	42,697	27,513	169	212	7,264	10,272
100-199	32	69	23	3,866	7,977	2,672	32	67	22,731	22,987	14,237	30	68	23	6,237	12,101	4,020	25	20	3,018	1,659
200 and over	3	5	3	743	1,220	760	3	5	6,707	7,800	5,500	3	5	3	1,300	1,800	1,280	3	2	835	500
Kenton																					
Total	1,097	1,124	1,158	63,190	66,754	72,932	1,050	1,074	463,859	383,873	515,117	988	1,031	1,145	122,635	117,542	143,566	566	661	53,666	58,771
None	———	———	———	———	———	———	6	———	656	———	2,650	14	———	4	2,565	———	615	8	2	2,264	399
Under 25	278	251	592	4,186	3,945	15,645	248	218	25,666	19,120	105,127	215	197	575	13,116	9,135	38,447	84	243	4,629	11,014
25-49	371	343		12,691	11,754		361	332	75,772	58,386		342	312		27,213	21,206		163		8,412	
50-99	313	373	386	19,182	23,338	24,924	301	369	120,430	117,942	160,748	288	367	386	36,349	41,201	48,487	197	272	13,748	18,614
100-199	95	120	135	11,256	13,985	15,797	94	119	83,971	87,965	101,206	89	118	135	20,706	20,637	27,708	77	102	9,328	12,770
200-399	28	26	32	7,125	6,382	8,176	28	26	60,589	53,047	59,595	28	26	32	10,826	11,563	13,609	26	29	6,075	7,393
400-799	8	8	(1)	3,950	4,050	(1)	8	7	34,025	24,553	(1)	8	8	(1)	5,860	7,600	(1)	7	(1)	4,360	(1)
800 and over	4	3	(1)	4,800	3,300	(1)	4	3	62,750	22,860	(1)	4	3	(1)	6,000	6,200	(1)	4	(1)	4,850	(1)
400-699	7	7	8	3,250	3,350	4,060	7	6	27,025	19,192	30,080	7	7	8	3,560	6,600	4,800	6	8	2,160	2,331
700 and over	5	4	5	5,500	4,000	4,330	5	4	69,750	28,221	55,711	5	4	5	8,300	7,200	9,900	5	5	7,050	6,250

Knott																				
Total	2,366	2,382	1,774	61,056	78,120	48,217	2,291	2,211	272,899	333,450	293,611	2,269	1,924	1,715	123,056	109,666	102,877	583	771	13,370	24,298
None							17	3	856	255	710	19	4	9	822	135	540	15	7	464	226
Under 25	1,224	872	1,585	18,232	12,926	35,595	1,145	750	77,387	52,346	233,306	1,126	650	1,520	43,943	23,633	83,251	185	665	3,621	19,248
25-49	933	1,002		29,633	32,254		921	964	140,263	141,429		919	840		58,236	46,636		304		6,341	
50-99	196	459	173	11,287	27,200	10,112	195	445	45,762	120,575	46,038	192	390	170	17,830	33,933	16,587	71	91	2,195	4,318
100 and over	13	49	16	1,904	5,740	2,510	13	49	8,631	18,845	13,557	13	40	16	2,225	5,329	2,499	8	8	749	506
Knox																					
Total	2,982	3,236	2,516	71,443	97,016	76,479	2,861	2,954	349,718	260,983	472,747	2,801	3,068	2,342	141,908	175,563	153,445	1,605	1,512	41,504	60,189
None							37	4	2,829	70	4,184	57	36	25	2,217	1,235	1,354	33	20	886	747
Under 25	1,786	1,478	2,164	23,999	21,629	49,285	1,658	1,283	116,107	53,201	323,150	1,584	1,313	1,973	59,511	48,096	107,766	817	1,223	16,607	41,773
25-49	924	1,216		29,548	38,502		902	1,146	148,338	103,777		898	1,186		52,599	70,600		562		14,751	
50-99	245	457	293	14,811	27,156	17,723	237	442	61,917	80,378	85,311	235	451	286	22,109	41,937	27,724	172	224	6,128	10,889
100 and over	27	85	59	3,085	9,729	9,471	27	79	20,527	23,557	60,102	27	82	58	5,472	13,695	16,601	21	45	3,152	6,780
Larue																					
Total	1,249	1,407	1,359	59,410	85,943	73,122	1,203	1,365	391,529	351,416	490,886	1,203	1,352	1,337	152,984	149,010	155,533	857	1,044	57,883	74,195
None							16	2	3,135	395	592	18	2	3	2,320	360	335	16	5	1,423	290
Under 25	311	228	754	4,859	3,627	21,488	269	201	30,006	14,579	153,567	269	197	733	15,454	9,427	58,367	166	508	4,579	25,217
25-49	449	385		15,173	13,262		431	377	96,582	52,826		433	373		41,803	26,097		292		13,522	
50-99	381	511	459	23,987	32,678	28,066	379	507	147,494	138,582	190,244	376	502	435	54,017	59,093	56,972	294	378	21,526	26,215
100-199	95	255	147	11,188	29,546	17,352	95	252	78,197	110,238	108,017	94	252	147	21,210	46,498	28,909	78	134	8,628	14,827
200 and over	13	28	19	4,205	6,830	6,218	13	26	36,115	34,796	38,466	13	26	19	18,180	7,535	10,950	11	19	8,205	7,646
Laurel																					
Total	3,190	3,134	2,669	84,545	104,153	85,496	3,090	2,775	697,973	381,832	677,751	3,041	2,644	2,597	173,295	139,976	182,445	1,655	1,673	54,212	71,086
None							36	4	5,128	246	3,494	57	7	19	2,819	315	1,705	44	17	1,718	1,147
Under 25	1,865	1,254	2,249	26,018	19,148	50,171	1,760	966	222,731	61,388	433,499	1,697	913	2,161	70,712	28,090	121,318	747	1,340	19,552	46,784
25-49	946	1,285		29,877	41,638		921	1,227	243,367	158,734		919	1,169		56,762	58,248		568		16,308	
50-99	310	497	345	18,889	29,903	21,410	305	482	135,268	107,107	136,967	302	459	345	28,722	37,185	36,862	234	256	8,889	13,315
100-199	62	88	55	7,171	10,299	6,699	61	86	56,452	39,857	44,376	59	86	54	11,080	13,173	9,690	55	42	5,495	3,626
200 and over	7	10	20	2,590	3,165	7,216	7	10	35,027	14,500	59,415	7	10	18	3,200	2,965	12,870	7	18	2,250	6,214
Lawrence																					
Total	2,252	2,761	2,194	96,726	119,173	91,199	2,074	2,682	655,750	544,834	602,735	2,083	2,589	2,188	141,031	158,844	138,721	1,141	1,486	50,885	58,209
None							19	3	5,290	385	1,933	36	8	22	2,529	302	1,095	33	19	1,946	721
Under 25	777	811	1,523	11,490	12,160	37,569	658	747	61,608	54,084	247,835	668	706	1,500	24,645	22,422	70,344	283	936	7,272	28,319
25-49	794	1,075		26,164	35,089		735	1,060	158,126	150,001		727	1,031		37,814	51,418		365		10,354	
50-99	497	645	518	31,703	39,977	32,825	481	642	218,895	184,699	214,620	476	626	513	42,507	50,842	43,451	317	404	15,856	18,136
100-199	157	198	134	19,174	23,102	15,953	154	198	146,696	110,630	100,285	149	190	134	23,126	25,858	18,171	124	110	9,637	8,308
200-399	23	27	18	5,345	6,585	4,317	23	27	34,865	32,410	32,851	23	25	18	6,710	7,067	5,360	16	16	2,270	2,425
400 and over	4	5	1	2,850	2,260	585	4	5	30,270	12,625	5,231	4	3	1	3,700	935	300	3	1	3,570	300
Lee																					
Total	1,189	1,179	1,089	27,621	39,183	27,996	1,154	1,115	128,661	88,509	160,171	1,151	1,093	1,085	65,256	55,241	59,858	548	530	16,289	15,863
None							17	1	1,025	20	235	25	1	6	1,118	8	289	20	6	549	235
Under 25	762	470	981	10,377	6,839	20,678	709	411	52,731	18,119	119,452	694	394	971	31,382	10,894	47,953	297	446	7,399	11,206
25-49	347	483		10,863	14,454		338	459	43,908	32,041		342	453		22,735	20,625		174		5,294	
50-99	74	207	94	4,347	12,164	5,503	74	205	17,635	24,160	28,284	74	206	94	7,246	16,114	8,731	45	64	1,887	2,835
100 and over	16	39	14	2,034	5,726	1,815	16	39	13,362	14,169	12,200	16	39	14	2,755	5,602	2,885	12	14	1,160	1,587
Leslie																					
Total	1,998	1,896	1,436	37,671	48,853	28,222	1,935	1,820	173,378	247,731	148,121	1,833	1,802	1,275	85,960	92,389	80,003	650	664	15,508	19,876
None							24		1,322		891	25		36	1,305		1,482	27	15	1,057	640
Under 25	1,485	994	1,364	19,707	14,147	23,212	1,411	929	92,792	70,109	116,908	1,303	916	1,168	48,044	31,875	69,903	405	607	7,767	17,092
25-49	440	698		13,555	21,794		428	689	56,453	111,945		432	684		29,062	40,198		181		5,201	
50-99	70	190	62	4,109	11,062	3,608	69	188	21,111	58,522	18,417	70	188	61	7,234	18,198	7,163	37	42	1,483	2,144
100 and over	5	14	10	300	1,850	1,402	3	14	1,700	7,155	11,905	3	14	10	315	2,120	1,455				

[1] Comparison with later censuses may be found in groups below beginning with 400-899.

COUNTY TABLE 1.—CHICKENS ON FARMS 1940, 1935, AND 1930; CHICKEN EGGS PRODUCED AND CHICKENS RAISED 1939, 1934, AND 1929; AND CHICKENS SOLD, 1939 AND 1929; CLASSIFIED BY NUMBER ON HAND—Continued

(Chickens on hand over 4 months old Apr. 1, 1940 and over 3 months old Jan. 1, 1935 and Apr. 1, 1930)

STATE OR COUNTY AND NUMBER OF CHICKENS ON HAND	CHICKENS ON HAND						CHICKEN EGGS PRODUCED					CHICKENS RAISED						CHICKENS SOLD			
	Farms reporting			Number			Farms reporting		Dozens			Farms reporting			Number			Farms reporting		Number	
	1940 (Apr.1)	1935 (Jan.1)	1930 (Apr.1)	1940 (Apr. 1)	1935 (Jan. 1)	1930 (Apr. 1)	1939	1934	1939	1934	1929	1939	1934	1929	1939	1934	1929	1939	1929	1939	1929
KENTUCKY—Con.																					
Letcher																					
Total	2,210	2,267	1,518	54,959	67,762	43,474	2,049	2,053	203,900	98,780	225,766	2,068	2,002	1,499	105,524	103,510	97,186	561	517	16,755	21,127
None	———	———	———	———	———	———	54	2	3,682	37	335	80	2	8	3,299	70	289	29	4	767	85
Under 25	1,172	977	1,264	16,350	14,354	26,918	1,017	800	68,521	20,486	142,021	1,009	777	1,240	39,593	26,352	66,730	243	390	6,521	12,853
25-49	821	902		25,424	28,100		773	869	87,413	41,288		770	845		43,678	43,615		206		5,922	
50-99	203	346	229	11,710	20,232	13,531	191	341	39,457	30,007	63,136	195	338	226	17,004	28,843	24,465	77	108	3,300	6,154
100 and over	14	42	25	1,475	5,076	3,025	14	41	4,827	6,962	20,274	14	40	25	1,950	4,630	5,702	6	15	245	2,035
Lewis																					
Total	1,969	2,265	1,964	79,206	107,810	86,079	1,831	2,158	414,216	446,887	600,935	1,813	2,101	1,816	120,154	137,919	123,224	870	1,130	32,304	46,637
None	———	———	———	———	———	———	23	2	3,920	215	1,282	32	2	12	2,097	70	783	17	15	1,072	584
Under 25	724	580	1,277	10,805	8,790	30,447	625	521	47,999	32,804	200,249	596	530	1,134	23,289	15,434	55,100	222	662	6,557	20,051
25-49	662	775		22,331	25,888		625	749	107,930	104,804		617	729		35,893	42,496		298		7,878	
50-99	456	667	516	29,028	40,883	32,632	436	647	160,110	168,073	238,720	445	628	505	40,248	49,464	41,546	256	330	10,022	13,398
100-199	116	213	151	13,682	24,476	17,900	112	209	75,347	110,705	122,534	113	185	145	13,777	25,267	19,080	70	107	4,030	6,659
200 and over	11	30	20	3,360	7,773	5,100	10	30	18,910	30,286	38,150	10	27	20	4,850	5,188	6,715	7	16	2,745	5,945
Lincoln																					
Total	2,441	2,444	2,234	84,671	110,348	99,863	2,297	2,315	470,135	374,567	630,105	2,280	2,183	2,189	165,882	169,643	164,035	1,251	1,081	43,119	48,071
None	———	———	———	———	———	———	22	4	1,714	125	400	29	19	4	1,391	706	106	20	4	687	270
Under 25	1,026	607	1,487	14,784	9,297	34,905	910	518	89,785	31,373	236,511	891	488	1,445	41,155	20,485	70,208	402	626	10,779	20,694
25-49	858	916		28,477	29,946		826	892	166,474	104,780		821	828		56,528	52,706		465		13,126	
50-99	453	685	503	27,770	41,776	31,243	437	669	139,970	129,500	192,050	438	628	499	46,698	61,259	50,978	284	300	11,096	14,788
100-199	93	220	208	11,010	25,829	24,229	91	217	58,617	91,694	136,716	90	207	206	16,610	31,572	29,071	72	126	5,990	8,546
200 and over	11	16	36	2,630	3,500	9,486	11	15	13,575	17,095	64,428	11	13	35	3,500	2,915	13,672	8	25	1,441	3,773
Livingston																					
Total	1,116	1,207	1,222	68,368	85,333	71,464	1,063	1,242	378,825	277,723	392,272	1,043	1,235	1,225	109,329	144,314	130,213	769	964	43,385	58,687
None	———	———	———	———	———	———	11	2	2,198	160	200	7	2	5	1,004	125	606	13	6	1,118	441
Under 25	239	150	578	3,830	2,451	15,476	204	129	24,090	9,035	84,119	200	126	576	10,945	7,157	35,864	111	376	3,913	15,279
25-49	311	354		10,725	12,110		296	343	56,474	32,783		293	344		20,809	23,763		197		7,359	
50-99	368	494	444	23,694	31,060	29,346	355	484	117,460	86,184	168,689	349	483	444	36,512	50,903	51,964	277	390	13,846	22,261
100-199	161	242	180	19,891	27,784	21,439	161	238	101,288	97,376	107,576	157	235	180	28,509	45,351	33,454	141	173	11,476	15,810
200-399	33	44	19	7,733	10,558	4,803	32	43	49,415	45,650	28,688	33	42	19	8,850	14,515	7,925	26	18	3,973	4,696
400 and over	4	3	1	2,495	1,370	400	4	3	27,900	6,535	3,000	4	3	1	2,700	2,500	400	4	1	1,700	200
Logan																					
Total	2,828	3,222	3,047	102,205	130,642	101,713	2,728	3,093	578,457	446,102	633,970	2,771	3,141	2,982	270,143	263,909	240,246	2,106	2,096	101,402	85,188
None	———	———	———	———	———	———	13	7	1,460	737	1,040	16	12	4	1,058	629	600	12	5	548	191
Under 25	995	896	2,481	15,804	14,749	62,495	924	818	97,817	50,553	414,550	948	838	2,417	57,546	40,827	168,935	604	1,605	19,887	55,305
25-49	1,203	1,312		40,605	43,152		1,166	1,268	237,645	146,785		1,181	1,281		111,118	98,105		948		41,091	
50-99	526	825	489	32,575	50,197	29,531	521	817	179,397	184,143	165,897	522	821	485	75,186	90,155	57,451	449	416	28,257	23,612
100-199	100	178	71	12,221	20,020	7,987	100	173	55,418	56,926	42,083	100	178	70	23,865	30,968	11,960	90	65	11,379	5,490
200 and over	4	11	6	1,000	2,524	1,700	4	10	6,720	6,958	10,400	4	11	6	1,370	3,225	1,300	3	5	240	590

Lyon																				
Total	853	1,047	1,024	34,042	48,782	39,237	832	1,041	201,319	164,923	219,291	825	1,034	976	72,420	86,149	71,437	625	666	25,399	25,250
None							3		455		200	4		2	339		170	5	2	240	115
Under 25	241	191	746	3,919	3,322	18,427	228	187	27,266	10,692	112,085	219	182	700	12,464	6,978	38,965	153	435	4,671	13,049
25-49	338	441		11,390	14,496		330	440	72,647	48,403		330	438		26,049	27,217		247		9,535	
50-99	241	320	226	14,748	19,884	13,910	238	319	78,186	65,094	71,234	239	319	222	26,898	34,529	23,097	190	183	8,696	8,279
100 and over	33	95	52	3,985	11,080	6,900	33	95	22,765	40,734	35,772	33	95	52	6,670	17,425	9,205	30	46	2,257	3,807
McCracken																					
Total	1,697	1,955	1,743	54,841	74,574	63,911	1,595	1,808	307,026	266,697	376,122	1,599	1,783	1,748	137,791	155,557	183,239	856	1,267	44,996	85,570
None							25	5	2,144	700	885	37	10	7	1,992	650	521	22	6	951	321
Under 25	771	761	1,398	11,699	11,677	34,032	684	662	72,029	36,949	210,220	672	626	1,397	39,989	31,846	116,363	289	966	11,718	52,945
25-49	655	703		21,217	23,179		622	664	108,357	75,284		628	669		53,584	49,648		365		15,194	
50-99	218	379	263	13,082	22,969	16,160	212	368	68,752	77,118	84,260	210	367	263	26,096	42,571	40,080	139	222	8,715	19,891
100-199	37	95	67	4,182	11,291	7,803	36	93	26,580	37,931	43,332	36	94	66	7,505	21,802	15,826	28	60	3,534	7,863
200-399	13	12	9	3,461	2,921	2,566	13	12	23,354	25,555	15,650	13	12	9	6,725	4,040	5,049	10	7	3,984	2,200
400 and over	3	5	6	1,200	2,537	3,350	3	4	5,810	13,160	21,775	3	5	6	1,900	5,200	5,400	3	6	900	2,350
McCreary																					
Total	1,223	1,276	909	25,593	27,220	18,888	1,162	1,141	108,961	110,119	100,316	1,134	1,051	781	43,503	35,417	28,262	326	340	8,770	6,945
None							13	1	1,698	20	227	23	7	6	932	175	174	15	10	529	187
Under 25	854	833	859	11,791	11,045	15,664	798	711	52,620	43,832	79,734	771	633	727	22,195	16,222	24,810	176	306	3,802	5,639
25-49	308	368		9,600	11,378		290	355	38,686	48,836		287	339		15,620	13,336		107		3,246	
50-99	54	66	46	3,282	3,667	2,594	54	66	11,167	15,406	16,055	46	64	45	3,426	4,594	3,040	24	23	648	869
100 and over	7	9	4	920	1,130	630	7	8	4,790	2,025	4,300	7	8	3	1,330	1,090	238	4	1	545	250
McLean																					
Total	1,276	1,492	1,340	55,040	94,417	56,008	1,240	1,452	399,331	292,601	341,600	1,248	1,469	1,279	151,182	205,930	143,402	984	974	62,097	58,215
None							17	5	4,398	640	377	21	7	5	3,265	960	460	15	4	1,430	282
Under 25	344	220	924	5,475	3,596	24,122	313	200	46,434	11,471	154,321	307	203	860	23,286	13,248	69,466	201	588	9,031	25,494
25-49	509	407		17,534	13,769		495	400	132,082	41,659		501	403		52,067	36,305		391		19,564	
50-99	344	615	338	21,275	38,743	21,660	336	602	140,059	106,491	121,619	340	607	337	50,249	82,372	52,101	303	307	20,328	22,837
100-199	73	204	67	8,461	23,644	7,698	73	200	56,519	78,290	49,050	73	204	66	16,565	56,005	16,025	68	64	8,419	7,190
200 and over	6	46	11	2,295	14,665	2,528	6	45	19,839	54,050	16,233	6	45	11	5,750	17,040	5,350	6	11	3,325	2,412
Madison																					
Total	3,043	2,964	3,266	120,372	174,466	169,924	2,847	2,804	645,251	671,733	960,783	2,882	2,492	3,231	225,986	251,797	286,930	1,310	1,975	49,295	81,633
None							28	13	5,288	1,288	1,530	29	17	7	1,722	1,052	384	22	7	729	392
Under 25	972	400	1,768	14,380	6,408	44,451	831	328	75,301	19,446	268,490	853	280	1,727	41,726	12,422	101,306	287	889	7,696	28,020
25-49	1,107	969		36,512	31,781		1,052	915	194,486	103,677		1,053	793		75,697	53,768		497		14,638	
50-99	793	1,044	1,039	47,709	65,504	65,474	770	1,010	250,348	251,328	363,747	779	901	1,038	80,512	98,335	108,284	409	724	19,127	30,059
100-199	152	496	412	17,246	56,592	48,504	147	486	84,653	229,109	265,775	149	453	412	21,410	70,234	63,224	85	318	4,543	18,820
200 and over	19	55	47	4,525	14,181	11,495	19	52	35,175	66,885	61,241	19	48	47	4,919	15,986	15,732	10	37	2,560	4,342
Magoffin																					
Total	2,489	2,755	2,180	54,594	112,776	92,006	2,439	2,700	165,893	155,121	295,841	2,453	2,613	2,141	133,195	176,944	162,542	1,429	1,107	40,199	38,175
None							7	4	250	151	275	4	4	6	110	140	377	4	3	61	190
Under 25	1,715	877	1,610	24,067	13,675	38,341	1,668	828	84,514	31,122	196,900	1,678	792	1,579	69,706	34,817	99,667	947	843	20,605	25,206
25-49	632	1,051		19,080	33,775		622	1,043	52,029	61,791		629	1,003		41,815	63,140		386		11,206	
50-99	102	607	384	6,118	37,404	23,813	102	605	15,598	43,135	67,516	102	597	372	10,206	50,512	35,696	67	191	2,505	8,846
100 and over	40	220	186	5,329	27,922	29,852	40	220	13,504	18,922	31,150	40	217	184	11,358	28,335	26,802	25	70	5,822	3,933
Marion																					
Total	1,835	1,822	1,787	76,226	102,459	89,875	1,706	1,751	346,433	357,418	476,499	1,743	1,743	1,771	192,699	193,103	202,085	929	956	43,265	53,842
None							21	4	4,527	327	550	28	5	3	2,858	460	390	23	2	1,875	72
Under 25	591	346	979	8,524	5,159	25,562	496	301	34,748	15,903	160,983	500	294	963	29,994	13,789	73,727	212	468	6,239	21,531
25-49	607	532		20,505	17,620		577	514	92,630	54,003		581	512		58,601	41,727		295		11,892	
50-99	515	632	581	32,042	39,734	36,563	496	624	144,922	144,656	176,348	512	624	579	72,660	72,092	80,168	315	342	14,975	19,961
100-199	115	289	216	13,465	34,016	25,200	109	285	60,582	113,912	125,944	115	285	215	24,986	53,630	41,155	80	157	6,798	11,099
200 and over	7	23	11	1,690	5,930	2,550	7	23	9,024	28,617	12,674	7	23	11	3,600	11,405	6,645	4	7	1,486	1,179

COUNTY TABLE 1.—CHICKENS ON FARMS 1940, 1935, AND 1930; CHICKEN EGGS PRODUCED AND CHICKENS RAISED 1939, 1934, AND 1929; AND CHICKENS SOLD, 1939 AND 1929; CLASSIFIED BY NUMBER ON HAND—Continued

(Chickens on hand over 4 months old Apr. 1, 1940 and over 3 months old Jan. 1, 1935 and Apr. 1, 1930)

STATE OR COUNTY AND NUMBER OF CHICKENS ON HAND	CHICKENS ON HAND						CHICKEN EGGS PRODUCED					CHICKENS RAISED						CHICKENS SOLD			
	Farms reporting			Number			Farms reporting		Dozens			Farms reporting			Number			Farms reporting		Number	
	1940 (Apr.1)	1935 (Jan.1)	1930 (Apr.1)	1940 (Apr. 1)	1935 (Jan. 1)	1930 (Apr. 1)	1939	1934	1939	1934	1929	1939	1934	1929	1939	1934	1929	1939	1929	1939	1929
KENTUCKY—Con.																					
Marshall																					
Total	1,996	2,528	2,138	79,887	101,193	79,310	1,963	2,454	480,667	490,848	592,608	1,927	2,466	2,117	125,772	143,965	193,310	1,481	1,516	50,405	55,084
None	———	———	———	———	———	———	10	7	1,712	554	507	14	6	4	862	295	263	11	4	674	198
Under 25	536	653	1,591	9,089	10,972	40,759	510	608	62,462	59,744	324,815	478	608	1,568	20,722	21,614	143,666	311	1,038	7,787	30,588
25-49	911	1,086		31,470	36,241		896	1,059	191,763	185,808		895	1,067		51,393	54,184		697		20,334	
50-99	467	684	473	28,163	41,396	28,906	465	675	158,054	194,566	198,417	462	680	471	40,184	52,672	34,612	394	409	16,370	16,727
100-199	72	98	65	8,585	11,133	7,310	72	98	50,541	45,526	53,519	69	98	65	10,301	14,013	10,519	61	56	4,606	4,906
200 and over	10	7	9	2,580	1,451	2,335	10	7	16,135	4,650	15,350	9	7	9	2,310	1,187	4,250	7	9	634	2,665
Martin																					
Total	1,185	1,105	770	25,048	29,385	18,441	1,119	1,001	128,134	68,095	90,025	1,115	861	739	49,203	36,349	38,580	353	356	11,609	11,905
None	———	———	———	———	———	———	20	6	1,184	175	480	49	7	12	2,024	250	525	35	13	1,229	441
Under 25	808	556	715	11,239	8,160	14,583	729	457	56,425	18,827	68,055	705	398	672	23,863	11,610	32,437	197	313	4,402	9,862
25-49	322	439		10,055	13,750		315	429	48,840	31,468		308	364		17,069	17,134		99		2,692	
50-99	49	97	47	2,754	5,875	2,798	49	96	14,655	12,925	15,385	48	81	47	4,297	5,470	4,288	18	25	936	1,302
100-199	3	12	7	375	1,300	860	3	12	2,410	4,200	4,905	5	11	8	1,950	1,885	1,330	4	5	2,350	300
200 and over	3	1	1	625	300	200	3	1	4,620	500	1,200										
Mason																					
Total	1,346	1,382	1,342	77,769	99,175	91,568	1,320	1,331	432,162	415,715	473,048	1,297	1,283	1,296	131,668	144,205	140,369	555	514	29,289	24,822
None	———	———	———	———	———	———	5	———	538	———	450	4	1	3	245	150	160	2	3	79	179
Under 25	178	152	471	2,962	2,139	13,868	163	104	15,457	6,020	79,267	152	92	440	8,404	3,903	28,669	30	107	958	3,354
25-49	438	311		14,901	10,360		430	302	78,303	37,437		422	279		32,048	17,922		145		4,804	
50-99	509	563	562	31,629	35,138	36,144	503	552	170,188	144,029	182,625	501	540	545	54,529	57,645	57,065	242	244	11,635	9,699
100-199	207	331	276	23,497	38,762	32,696	206	328	130,870	157,806	158,249	205	326	275	32,122	48,765	42,605	126	139	7,953	7,322
200 and over	14	45	33	4,780	12,776	8,860	13	45	36,806	70,423	52,457	13	45	33	4,320	15,820	11,870	10	21	3,860	4,268
Meade																					
Total	1,154	1,325	1,136	58,111	79,426	65,509	1,060	1,279	350,625	358,088	450,665	1,075	1,270	1,057	105,456	124,987	101,613	603	729	35,966	33,662
None	———	———	———	———	———	———	4	5	430	205	2,797	8	9	11	1,252	441	836	8	2	1,154	47
Under 25	254	231	535	4,082	3,765	14,397	206	196	27,415	13,371	101,075	207	193	465	11,053	7,722	28,219	74	268	2,801	8,584
25-49	386	362		13,591	12,373		359	353	75,504	49,556		360	346		26,076	20,424		165		6,833	
50-99	387	472	419	24,837	30,373	27,140	366	466	149,445	131,276	189,841	374	463	404	41,482	46,385	43,889	259	310	14,800	14,704
100-199	120	238	160	13,966	27,724	19,262	118	237	85,286	137,312	126,091	119	237	156	23,423	42,580	24,475	90	133	8,998	9,177
200 and over	7	22	22	1,635	5,191	4,710	7	22	12,545	26,368	30,861	7	22	21	2,170	7,435	4,194	7	16	1,380	1,150
Menifee																					
Total	822	965	782	20,660	34,585	22,142	724	883	91,007	87,884	120,717	758	907	758	36,376	53,865	39,338	331	439	8,967	13,336
None	———	———	———	———	———	———	5	1	733	100	475	11	3	6	337	115	161	5	4	160	95
Under 25	455	290	683	6,358	4,320	15,592	371	251	27,189	10,754	86,111	391	247	653	13,945	7,854	30,438	138	366	2,941	10,272
25-49	287	432		9,244	14,332		272	410	43,193	34,497		277	417		15,230	22,103		139		3,892	
50-99	75	218	87	4,483	13,083	5,170	71	216	17,732	33,303	25,969	74	215	87	6,149	20,653	7,055	46	59	1,674	2,313
100 and over	5	25	12	575	2,850	1,380	5	25	2,160	9,230	8,162	5	25	12	715	3,140	1,684	3	10	300	656

Mercer																				
Total	1,726	1,907	1,740	87,765	117,480	105,117	1,654	1,878	533,655	457,364	613,166	1,644	1,877	1,721	150,063	179,835	185,840	743	1,139	27,280	54,642
None							7	1	955	125	1,125	9	2	7	520	220	477	3	6	58	144
Under 25	275	187	701	4,316	3,121	20,804	237	179	25,278	12,430	141,567	225	173	685	10,216	7,762	51,042	57	394	1,596	14,004
25-49	612	556		21,149	18,654		587	544	127,780	73,906		590	545		44,561	33,175		235		7,007	
50-99	663	815	753	41,506	51,740	48,096	649	806	252,514	197,543	281,473	647	812	744	69,507	77,138	82,121	342	513	13,908	23,102
100-199	168	323	268	18,989	37,543	31,792	166	322	116,381	146,969	162,386	165	320	267	23,961	48,565	45,975	101	211	4,311	15,168
200 and over	8	26	18	1,805	6,422	4,425	8	26	10,747	26,391	26,615	8	25	18	1,298	12,975	6,225	5	15	400	2,224
Metcalfe																					
Total	2,018	2,020	1,870	72,364	100,154	80,017	1,941	1,981	341,449	237,235	547,959	1,970	1,970	1,864	159,436	175,620	147,840	1,598	1,295	63,950	65,101
None							24	3	1,726	90	20	24	4	4	2,108	205	395	25	4	1,511	320
Under 25	768	379	1,215	12,043	6,064	31,501	708	353	56,976	15,117	229,920	717	344	1,207	36,512	14,813	67,384	525	748	13,566	26,940
25-49	738	698		24,574	23,070		707	687	108,939	55,814		723	686		55,417	44,808		579		20,587	
50-99	428	740	545	26,398	46,445	34,399	418	736	124,181	108,708	233,133	422	734	543	50,299	79,045	58,957	388	450	21,383	26,706
100 and over	84	203	110	9,349	24,575	14,117	84	202	49,627	57,506	84,885	84	202	110	15,100	36,749	21,104	81	95	6,903	11,135
Monroe																					
Total	2,149	2,426	2,185	81,570	124,628	98,521	2,093	2,397	387,130	338,945	513,801	2,084	2,390	2,120	197,462	215,958	207,580	1,858	1,920	96,949	100,651
None							21	7	1,842	330	2,780	18	8	10	866	650	1,105	22	10	1,027	663
Under 25	780	428	1,341	11,497	6,857	33,705	741	403	60,494	17,441	197,198	737	399	1,289	43,403	17,742	89,005	597	1,097	20,489	42,630
25-49	781	832		26,440	28,262		757	821	118,620	72,729		757	819		68,242	55,067		690		31,413	
50-99	472	878	662	29,637	55,681	43,108	463	878	139,164	164,734	193,930	459	876	659	61,206	90,611	80,663	439	635	29,302	38,326
100-199	109	274	172	12,046	30,753	19,690	104	274	49,152	77,936	107,970	107	274	172	20,295	46,785	33,557	103	171	10,353	17,152
200 and over	7	14	10	1,950	3,075	2,018	7	14	17,858	5,775	11,925	6	14	10	3,450	5,103	3,250	7	9	4,365	1,880
Montgomery																					
Total	976	1,276	1,098	36,282	73,631	57,970	928	1,258	224,232	420,364	344,025	894	1,232	1,054	76,283	114,446	105,391	404	557	17,286	20,105
None							5		521		600	3		1	290		200	1	1	25	185
Under 25	375	193	625	5,472	3,139	15,854	337	190	41,270	18,855	108,357	310	185	584	15,893	6,551	33,468	116	160	3,402	5,515
25-49	333	379		11,077	12,540		321	375	66,881	74,068		316	367		24,990	23,652		144		5,176	
50-99	215	504	340	13,457	30,189	21,547	212	495	77,925	172,464	110,292	213	484	336	24,492	46,948	41,013	113	132	4,940	6,777
100-199	50	167	111	5,648	19,098	12,429	50	166	34,015	111,177	58,649	52	196	133	10,618	37,295	30,710	30	64	3,743	7,628
200 and over	3	33	22	628	8,665	8,140	3	32	3,640	43,800	66,125										
Morgan																					
Total	2,720	2,842	2,416	86,194	103,645	73,777	2,679	2,701	376,859	341,352	408,390	2,633	2,688	2,392	142,127	151,291	149,396	1,538	1,637	44,291	57,579
None							9	3	399	380	330	17	7	5	492	297	200	12	9	310	297
Under 25	1,616	959	2,030	24,100	14,834	45,945	1,572	865	148,867	44,611	265,567	1,541	862	2,001	60,247	27,878	105,011	792	1,309	15,651	38,694
25-49	851	1,150		26,139	36,465		848	1,117	139,620	114,672		823	1,109		54,420	56,790		539		17,596	
50-99	227	609	331	13,070	36,105	20,193	224	594	66,678	129,228	94,305	226	589	331	22,913	48,021	33,255	174	273	8,889	13,186
100 and over	26	124	55	2,885	16,241	7,639	26	122	21,295	52,461	48,188	26	121	55	4,055	18,305	10,930	21	46	1,865	5,402
Muhlenberg																					
Total	2,501	2,800	2,252	67,062	100,948	67,308	2,371	2,759	388,415	303,477	469,846	2,388	2,757	2,246	158,771	179,095	155,428	1,604	1,338	53,256	54,623
None							22		2,293		1,375	32		9	2,317		635	24	8	1,029	427
Under 25	1,466	1,071	1,943	21,718	17,304	43,744	1,352	1,042	136,585	52,297	313,570	1,352	1,039	1,929	66,941	38,881	112,566	803	1,081	20,112	36,847
25-49	740	1,088		23,762	35,480		709	1,059	129,544	105,732		714	1,058		53,072	64,030		534		17,786	
50-99	246	533	253	15,121	32,666	15,835	239	531	83,258	95,224	102,750	241	532	252	27,600	52,328	29,336	201	198	10,397	12,140
100-199	44	116	51	5,371	12,838	6,054	44	115	29,653	40,219	39,775	44	116	51	6,891	19,306	9,225	37	45	2,697	5,859
200 and over	5	12	5	1,090	2,680	1,675	5	12	7,102	10,005	12,376	5	12	5	1,950	4,550	3,666	5	4	1,235	1,350
Nelson																					
Total	1,776	1,848	1,846	93,575	125,214	106,306	1,697	1,778	618,046	603,078	720,496	1,694	1,797	1,831	188,706	194,321	209,413	755	823	35,835	45,114
None							18	2	3,184	1,115	460	23	3	4	1,777	275	575	16	2	730	215
Under 25	377	172	905	6,195	2,692	25,260	337	149	51,669	10,104	184,935	316	152	888	19,688	7,513	67,251	83	317	2,920	12,406
25-49	578	502		19,559	17,081		544	484	143,197	77,419		549	486		47,191	33,074		185		6,922	
50-99	580	735	639	36,004	46,198	40,372	560	715	227,600	227,106	267,964	567	723	637	72,064	73,361	81,217	306	325	13,766	17,146
100-199	214	381	265	25,117	44,326	31,056	211	370	151,393	218,360	206,164	212	376	265	39,634	60,739	48,350	146	157	9,268	11,620
200 and over	27	58	37	6,700	14,917	9,618	27	58	41,003	68,974	60,973	27	57	37	8,352	19,359	12,040	19	22	2,229	3,727

COUNTY TABLE 1.—CHICKENS ON FARMS 1940, 1935, AND 1930; CHICKEN EGGS PRODUCED AND CHICKENS RAISED 1939, 1934, AND 1929 AND CHICKENS SOLD, 1939 AND 1929; CLASSIFIED BY NUMBER ON HAND—Continued

(Chickens on hand over 4 months old Apr. 1, 1940 and over 3 months old Jan. 1, 1935 and Apr. 1, 1930)

STATE OR COUNTY AND NUMBER OF CHICKENS ON HAND	CHICKENS ON HAND						CHICKEN EGGS PRODUCED					CHICKENS RAISED						CHICKENS SOLD			
	Farms reporting			Number			Farms reporting		Dozens			Farms reporting			Number			Farms reporting		Number	
	1940 (Apr.1)	1935 (Jan.1)	1930 (Apr.1)	1940 (Apr. 1)	1935 (Jan. 1)	1930 (Apr. 1)	1939	1934	1939	1934	1929	1939	1934	1929	1939	1934	1929	1939	1929	1939	1929
KENTUCKY—Con.																					
Nicholas																					
Total	1,309	1,330	1,426	66,605	82,186	77,070	1,253	1,315	351,162	422,668	426,322	1,239	1,308	1,347	119,788	131,826	124,117	541	678	18,646	25,713
None	———	———	———	———	———	———	2	———	420	———	———	2	———	———	250	———	———	3	2	83	66
Under 25	215	136	638	3,465	2,365	17,924	183	127	18,023	11,335	95,945	180	122	575	10,500	5,294	36,229	59	250	1,551	7,928
25-49	489	366		17,151	12,709		472	364	90,144	64,419		467	360		37,933	25,316		190		4,983	
50-99	473	605	634	29,185	37,776	40,048	465	602	151,114	209,251	230,257	459	603	620	50,436	64,012	65,536	222	342	7,930	13,084
100-199	121	198	143	14,008	22,401	16,418	120	197	73,935	113,778	82,782	121	198	141	17,124	29,744	19,765	60	78	2,882	3,885
200 and over	11	25	11	2,796	6,935	2,680	11	25	17,526	23,885	17,338	10	25	11	3,545	7,460	2,587	7	6	1,217	750
Ohio																					
Total	3,007	3,643	2,907	108,930	169,033	114,398	2,952	3,474	633,695	563,229	639,710	2,886	3,472	2,852	223,027	285,054	217,297	2,001	1,929	84,819	89,262
None	———	———	———	———	———	———	29	11	2,991	296	200	35	12	3	2,130	545	102	24	6	1,085	165
Under 25	1,224	963	2,062	19,175	15,783	51,907	1,158	847	117,468	52,438	314,669	1,103	845	2,012	54,354	34,038	112,623	622	1,274	19,280	45,718
25-49	1,093	1,300		36,784	44,606		1,078	1,257	201,595	150,085		1,064	1,264		78,838	83,820		778		28,712	
50-99	562	1,074	688	34,687	67,488	42,939	559	1,057	191,398	228,685	219,778	556	1,050	682	61,333	106,214	74,323	464	517	24,024	29,895
100-199	109	271	149	13,318	31,166	17,490	109	267	80,453	95,963	90,213	109	266	147	20,702	49,232	27,489	98	126	9,058	11,984
200 and over	19	35	8	4,966	9,990	2,062	19	35	39,790	35,762	14,850	19	35	8	5,670	11,205	2,760	15	6	2,660	1,500
Oldham																					
Total	689	837	721	31,227	41,300	35,852	648	801	154,753	177,318	190,084	636	811	719	81,555	75,632	69,773	292	314	34,852	17,782
None	———	———	———	———	———	———	13	———	2,400	———	300	15	———	1	17,922	———	100	7	———	17,243	———
Under 25	171	178	423	2,747	2,888	11,770	144	159	12,418	11,396	60,465	135	161	420	8,500	7,939	27,523	39	137	2,391	5,241
25-49	246	302		8,365	10,378		230	295	40,310	42,324		227	297		19,701	20,530		91		5,346	
50-99	224	281	237	14,084	17,042	14,990	215	273	67,061	70,927	72,798	212	279	237	24,162	30,104	27,973	121	135	5,826	6,871
100-199	43	64	48	4,911	7,054	5,476	41	62	25,084	32,605	28,021	42	63	48	9,173	12,284	8,641	29	30	3,391	2,935
200 and over	5	12	13	1,120	3,938	3,616	5	12	7,480	20,066	28,500	5	11	13	2,097	4,775	5,536	5	12	655	2,735
Owen																					
Total	1,774	2,005	1,915	69,042	93,488	77,342	1,712	1,966	452,850	408,029	567,404	1,705	1,959	1,893	158,736	173,504	155,336	547	734	25,190	25,039
None	———	———	———	———	———	———	15	2	3,165	272	150	19	5	2	8,213	310	200	14	2	7,222	18
Under 25	439	314	1,391	7,060	5,414	39,263	401	300	46,481	20,688	311,309	386	283	1,375	22,018	12,767	90,639	87	470	1,683	12,297
25-49	848	869		28,918	29,386		820	855	197,109	110,566		821	856		70,901	62,764		225		7,054	
50-99	437	700	447	26,295	42,117	26,894	426	688	163,978	192,289	180,459	430	693	440	47,771	73,442	47,731	188	216	6,407	7,639
100-199	45	113	66	5,169	13,401	7,226	45	112	27,797	59,304	47,526	44	113	65	6,933	19,526	10,966	29	39	1,448	2,805
200 and over	5	9	11	1,600	3,170	3,959	5	9	14,320	24,910	27,960	5	9	11	2,900	4,695	5,800	4	7	1,376	2,280
Owsley																					
Total	1,519	1,430	1,210	34,827	46,067	33,385	1,463	1,377	202,521	98,377	229,522	1,410	1,350	1,185	77,291	86,826	75,490	739	765	18,541	25,642
None	———	———	———	———	———	———	19	2	1,266	100	190	30	3	4	1,037	140	177	16	4	566	98
Under 25	940	608	1,066	12,972	9,344	23,587	880	562	78,761	18,433	168,175	825	542	1,043	34,819	24,820	58,504	375	647	7,704	19,875
25-49	460	537		14,559	17,136		448	529	86,893	33,042		442	522		30,048	33,625		267		7,091	
50-99	115	249	128	6,796	15,142	7,762	112	248	33,046	32,597	49,402	109	248	123	10,787	23,060	14,449	78	101	3,055	4,927
100 and over	4	36	16	500	4,445	2,036	4	36	2,555	14,205	11,755	4	35	15	600	5,181	2,360	3	13	125	942

Pendleton																				
Total	1,588	1,793	1,778	89,048	109,274	97,969	1,524	1,774	642,660	647,321	650,731	1,509	1,746	1,672	140,406	159,858	169,680	851	1,193	39,444	57,970
None	------	------	------	--------	--------	--------	7	3	2,000	380	1,703	12	4	10	2,230	215	710	7	7	1,837	295
Under 25	211	153	873	3,612	2,664	25,742	182	142	25,694	15,257	189,463	178	133	771	9,177	6,178	61,474	74	464	2,051	17,877
25-49	552	567		19,232	19,691		525	562	139,613	111,066		515	546		35,745	34,408		229		7,690	
50-99	640	802	691	39,642	50,499	43,559	630	797	282,346	289,086	289,483	624	796	680	60,311	74,286	71,173	403	541	15,537	24,514
100-199	154	239	186	17,789	27,755	21,819	149	238	124,020	175,482	128,941	149	236	183	22,463	32,286	28,003	111	157	8,087	11,536
200-399	25	28	27	5,848	6,390	6,200	25	28	43,982	37,750	37,241	25	27	27	8,000	9,415	7,320	22	23	3,277	3,148
400 and over	6	4	1	2,925	2,275	650	6	4	25,005	18,300	3,900	6	4	1	2,480	3,070	1,000	5	1	965	600
Perry																					
Total	2,760	2,721	1,775	67,217	70,567	47,695	2,587	2,596	337,214	126,522	247,933	2,614	2,409	1,767	154,680	119,542	118,209	657	452	21,047	19,531
None	------	------	------	--------	--------	--------	38	13	2,210	641	767	59	23	14	3,949	1,178	637	26	13	1,800	423
Under 25	1,635	1,435	1,527	22,494	19,542	30,791	1,470	1,320	125,598	31,641	153,378	1,470	1,142	1,505	65,041	39,289	86,140	283	345	6,938	11,910
25-49	863	962		26,787	29,795		830	945	132,983	47,811		834	923		56,385	49,075		228		6,147	
50-99	223	283	221	12,911	16,475	12,943	212	277	54,064	35,047	69,849	213	280	221	22,342	24,047	25,592	98	82	4,043	5,503
100-199	36	39	20	4,125	4,305	2,291	34	39	16,959	9,122	13,315	35	39	20	5,813	5,253	3,080	22	12	2,119	1,695
200 and over	3	2	7	900	450	1,670	3	2	5,400	2,260	10,624	3	2	7	1,150	700	2,760				
Pike																					
Total	5,861	5,661	3,770	162,137	178,581	127,202	5,384	5,425	629,889	449,106	938,242	5,399	4,634	3,758	309,581	235,002	250,547	1,679	2,192	53,203	95,677
None	------	------	------	--------	--------	--------	52	1	3,144	50	6,538	85	5	51	3,791	257	2,797	56	47	2,274	2,283
Under 25	2,928	2,144	3,061	42,287	32,260	74,314	2,565	2,029	145,867	74,177	616,506	2,511	1,576	3,004	100,169	50,522	172,241	611	1,662	15,331	65,709
25-49	2,199	2,479		70,980	78,455		2,072	2,375	284,826	190,565		2,100	2,112		126,742	104,436		710		19,161	
50-99	653	934	581	38,928	54,846	34,655	616	917	147,250	147,415	213,759	625	840	577	63,570	64,412	53,872	257	394	12,562	19,677
100-199	77	94	106	9,042	10,400	12,083	75	93	45,292	31,189	65,729	74	92	104	13,859	11,740	14,350	45	89	3,875	8,008
200 and over	4	10	22	900	2,620	6,150	4	10	3,510	5,710	35,710	4	9	22	1,450	3,635	7,287				
Powell																					
Total	821	857	738	22,158	38,321	24,307	739	813	114,220	101,406	149,872	748	812	652	42,412	66,865	45,715	430	421	12,875	15,795
None	------	------	------	--------	--------	--------	6	1	414	15	312	13	1	3	435	30	91	13	1	307	15
Under 25	461	227	595	6,518	3,465	13,542	386	193	36,358	6,120	89,925	391	196	510	16,208	8,317	29,954	183	313	4,004	9,968
25-49	254	330		8,112	10,436		241	323	36,522	27,990		239	317		15,163	21,120		154		4,877	
50-99	88	212	112	5,408	12,963	7,174	88	209	25,922	33,302	40,185	87	211	109	8,044	21,134	10,735	64	80	2,584	3,805
100 and over	18	88	31	2,120	11,457	3,591	18	87	15,004	33,979	19,450	18	87	30	2,562	16,264	4,935	16	27	1,103	2,007
Pulaski																					
Total	4,707	5,222	4,448	192,485	227,419	204,449	4,491	5,065	1,229,578	856,416	1,225,011	4,503	5,015	4,415	364,607	308,478	295,250	3,472	3,330	161,586	133,700
None	------	------	------	--------	--------	--------	44	9	6,598	630	2,710	59	15	24	4,926	716	950	52	17	3,986	569
Under 25	1,462	1,406	2,748	21,940	21,756	71,757	1,313	1,286	155,065	82,639	483,502	1,292	1,239	2,699	59,763	41,651	131,303	838	1,828	25,657	56,320
25-49	1,708	1,934		56,865	64,237		1,624	1,895	367,644	238,758		1,640	1,896		115,840	94,933		1,268		46,844	
50-99	1,249	1,480	1,339	78,621	92,992	84,592	1,225	1,475	486,308	350,045	492,908	1,228	1,465	1,332	135,834	117,609	112,425	1,059	1,164	61,182	52,610
100-199	275	378	329	31,956	42,534	37,972	273	377	190,840	159,784	187,154	272	376	328	43,669	49,272	41,974	246	294	20,942	21,057
200 and over	13	24	32	3,103	5,900	10,128	12	23	23,123	24,560	58,737	12	24	32	4,575	4,297	8,598	9	27	2,975	3,144
Robertson																					
Total	625	676	689	36,185	46,110	41,975	597	672	180,436	271,657	273,491	596	665	659	57,061	62,965	61,661	261	455	10,412	18,139
None	------	------	------	--------	--------	--------	3	-----	1,804	---------	2,200	3	-----	3	240	--------	275	3	2	215	50
Under 25	58	30	249	987	496	7,398	49	29	4,823	2,454	47,423	50	25	224	2,623	1,300	14,220	13	117	287	3,179
25-49	212	143		7,401	5,024		202	143	34,748	29,910		199	139		14,710	8,626		74		1,901	
50-99	272	339	326	17,275	20,803	20,562	260	338	82,742	127,670	135,336	261	338	319	25,626	30,574	30,454	116	244	3,886	9,280
100-199	77	157	106	8,947	17,537	12,175	77	155	49,318	105,953	75,413	77	156	105	11,062	21,255	15,355	49	85	2,823	4,851
200 and over	6	7	8	1,575	2,250	1,840	6	7	7,001	5,670	13,119	6	7	8	2,800	1,210	1,357	6	7	1,300	779
Rockcastle																					
Total	2,097	2,430	1,929	76,867	102,712	74,594	1,977	2,314	560,171	403,214	473,139	1,979	2,327	1,838	123,983	178,159	121,713	1,227	1,409	40,893	56,942
None	------	------	------	--------	--------	--------	23	3	2,751	60	435	31	7	4	1,159	368	167	31	7	830	282
Under 25	885	723	1,369	12,365	10,776	31,755	775	647	115,240	40,363	225,285	777	641	1,282	29,485	22,535	67,335	426	955	9,553	31,570
25-49	660	951		21,489	30,312		639	925	157,622	110,817		637	929		37,279	48,225		389		11,343	
50-99	422	555	451	25,648	33,743	28,232	415	541	166,275	130,138	158,729	407	552	448	36,109	59,981	39,321	280	373	11,654	18,276
100-199	109	174	98	12,628	20,541	11,157	105	171	84,026	84,121	68,300	106	171	93	14,576	34,949	13,445	84	64	5,486	6,054
200 and over	21	27	11	4,737	7,340	3,450	20	27	34,257	37,715	20,390	21	27	11	5,375	12,101	1,445	17	10	2,027	760

COUNTY TABLE 1.—CHICKENS ON FARMS 1940, 1935, AND 1930; CHICKEN EGGS PRODUCED AND CHICKENS RAISED 1939, 1934, AND 1929; AND CHICKENS SOLD, 1939 AND 1929; CLASSIFIED BY NUMBER ON HAND—Continued

(Chickens on hand over 4 months old Apr. 1, 1940 and over 3 months old Jan. 1, 1935 and Apr. 1, 1930)

STATE OR COUNTY AND NUMBER OF CHICKENS ON HAND	CHICKENS ON HAND						CHICKEN EGGS PRODUCED					CHICKENS RAISED						CHICKENS SOLD			
	Farms reporting			Number			Farms reporting		Dozens			Farms reporting			Number			Farms reporting		Number	
	1940 (Apr.1)	1935 (Jan.1)	1930 (Apr1)	1940 (Apr. 1)	1935 (Jan. 1)	1930 (Apr. 1)	1939	1934	1939	1934	1929	1939	1934	1929	1939	1934	1929	1939	1929	1939	1929
KENTUCKY—Con.																					
Rowan																					
Total	1,143	1,233	1,111	29,976	45,197	32,141	1,097	1,169	160,548	121,078	184,351	1,104	1,154	1,096	62,014	77,099	66,105	530	566	19,097	20,051
None	———	———	———	———	———	———	44	1	5,511	20	550	49	2	7	2,736	70	369	19	7	1,831	177
Under 25	632	407	955	8,600	5,909	21,345	566	364	48,371	14,921	124,100	557	346	934	22,303	12,216	48,112	235	446	6,700	13,492
25-49	376	534		12,395	17,605		353	519	62,159	47,315		365	519		22,917	30,845		187		6,080	
50-99	124	236	138	7,422	14,343	8,561	123	229	35,126	34,907	46,486	123	232	137	11,720	23,409	14,042	83	98	3,424	5,371
100-199	8	50	16	929	5,965	1,835	8	50	4,904	20,075	10,145	10	55	18	2,338	10,559	3,582	6	15	1,062	1,011
200 and over	3	6	2	630	1,375	400	3	6	4,477	3,840	3,070										
Russell																					
Total	2,049	2,158	1,882	93,197	110,326	90,130	1,979	2,071	567,210	366,520	492,167	1,962	2,072	1,813	169,910	174,179	157,394	1,721	1,575	79,455	78,823
None	———	———	———	———	———	———	24	9	2,558	743	1,703	26	11	10	1,527	692	401	29	9	1,216	275
Under 25	536	398	1,110	8,464	6,359	29,313	478	325	55,352	20,543	182,555	469	333	1,043	23,865	14,963	63,251	361	850	10,961	30,768
25-49	730	731		24,743	24,734		701	712	161,619	82,928		695	711		50,862	45,109		617		22,781	
50-99	608	784	608	38,180	49,791	39,352	603	780	220,847	160,397	205,513	598	773	599	64,370	75,260	63,050	554	563	30,482	31,961
100-199	161	231	150	18,290	26,332	17,619	160	231	105,232	89,344	80,204	161	230	147	24,941	34,745	25,177	148	139	12,196	13,379
200 and over	14	14	14	3,520	3,110	3,846	13	14	21,602	12,565	22,192	13	14	14	4,345	3,410	5,515	12	14	1,819	2,440
Scott																					
Total	1,400	1,496	1,624	66,259	81,518	80,007	1,321	1,400	385,688	328,254	557,103	1,294	1,401	1,620	109,261	128,460	128,122	410	580	16,700	25,547
None	———	———	———	———	———	———	6	———	1,835	———	250	7	———	5	594	———	247	1	4	30	140
Under 25	289	209	904	4,773	3,610	24,707	247	187	31,443	14,930	184,057	222	178	897	11,240	9,119	52,097	42	246	1,781	9,866
25-49	552	507		19,163	17,285		524	481	125,280	68,694		521	482		36,450	33,044		151		5,301	
50-99	456	569	547	28,152	35,214	34,056	444	539	161,825	144,735	233,059	443	541	546	42,767	53,168	50,261	168	239	5,294	9,072
100-199	92	197	157	10,636	22,374	17,824	89	180	48,695	85,122	108,607	91	186	157	13,960	28,954	21,730	40	78	3,145	4,415
200 and over	11	14	16	3,535	3,035	3,420	11	13	16,610	14,773	31,130	10	14	15	4,250	4,175	3,787	8	13	1,149	2,054
Shelby																					
Total	1,835	2,221	2,130	84,922	121,695	107,526	1,773	2,157	368,428	420,499	663,269	1,738	2,159	2,119	161,498	238,708	219,612	658	1,023	37,536	50,826
None	———	———	———	———	———	———	10	5	1,432	285	1,090	17	6	4	1,061	470	537	7	3	182	130
Under 25	416	323	1,173	6,502	5,385	33,138	365	302	31,278	18,763	217,244	352	288	1,159	18,831	16,602	81,343	80	432	5,972	15,373
25-49	704	740		24,170	25,821		694	714	111,947	81,966		671	721		54,138	62,505		246		12,896	
50-99	576	872	751	35,896	54,183	46,648	567	853	148,377	186,101	278,746	563	862	750	61,019	102,034	92,764	255	440	11,294	20,792
100-199	129	267	184	14,924	31,101	20,890	127	264	62,794	110,846	129,397	126	263	184	23,074	48,414	35,853	65	128	6,274	11,264
200 and over	10	19	22	3,430	5,205	6,850	10	19	12,600	22,538	36,792	9	19	22	3,375	8,683	9,115	5	20	918	3,267
Simpson																					
Total	1,408	1,671	1,684	52,524	73,510	61,211	1,362	1,648	325,485	262,621	349,926	1,352	1,639	1,597	129,950	155,727	147,851	1,015	1,030	42,639	48,987
None	———	———	———	———	———	———	9	1	1,027	15	200	10	———	4	600	———	255	9	2	232	32
Under 25	401	308	1,275	6,319	4,946	32,959	367	290	49,517	15,993	192,979	358	287	1,189	22,162	12,882	91,815	214	703	6,540	27,861
25-49	638	764		21,361	25,110		625	759	139,857	89,319		622	755		57,644	53,857		486		19,221	
50-99	316	502	355	18,839	30,018	21,450	309	501	101,040	112,929	119,411	311	500	351	40,392	52,968	45,366	261	282	13,398	16,770
100 and over	53	97	54	6,005	13,436	6,802	52	97	34,044	44,365	37,336	51	97	53	9,132	16,020	10,415	43	43	3,248	4,324

Spencer																				
Total	983	973	1,050	57,954	63,522	57,625	954	920	347,648	243,285	294,654	940	931	1,036	92,119	86,285	95,537	365	614	14,917	27,487
None							3	2	1,039	550		1	2		34	325		1		85	
Under 25	134	84	555	2,088	1,499	15,050	122	72	10,044	4,285	83,064	112	69	545	5,311	2,825	30,240	23	274	939	8,108
25-49	308	299		10,595	10,002		302	278	57,672	33,986		300	278		20,385	14,887		78		2,338	
50-99	394	373	343	25,314	23,735	21,924	384	359	149,230	90,154	106,647	385	367	340	41,451	34,688	37,397	185	229	6,958	10,687
100-199	122	194	132	14,042	22,622	15,483	118	187	90,292	95,531	77,366	117	193	131	19,288	28,325	21,390	63	97	3,340	6,831
200 and over	25	23	20	5,915	5,664	5,168	25	22	39,371	18,779	27,577	25	22	20	5,650	5,235	6,510	15	14	1,257	1,861
Taylor																					
Total	1,675	2,050	1,781	61,041	94,660	74,846	1,595	2,014	322,997	337,060	457,972	1,584	2,017	1,768	151,627	203,479	159,360	1,237	1,271	58,971	70,411
None							24	11	2,294	724	113	24	12	3	1,817	459	145	20	2	793	86
Under 25	602	459	1,175	9,057	7,142	30,368	540	431	56,159	27,392	190,676	528	429	1,159	29,643	21,617	79,204	371	737	11,598	31,528
25-49	659	770		21,709	25,703		626	759	119,731	96,064		631	761		58,188	58,416		507		22,530	
50-99	349	633	505	21,711	39,626	31,736	341	626	104,084	140,281	186,786	339	629	505	46,723	80,853	59,674	282	438	18,122	28,957
100-199	58	181	93	6,749	20,620	10,709	57	160	29,044	67,129	63,967	55	179	93	12,306	39,864	16,962	51	87	4,778	7,915
200 and over	7	7	8	1,815	1,569	2,033	7	7	11,685	5,470	16,430	7	7	8	2,950	2,270	3,375	6	7	1,150	1,925
Todd																					
Total	1,552	1,948	1,766	48,709	75,592	48,727	1,485	1,894	273,467	249,783	242,720	1,474	1,915	1,688	118,484	126,433	97,817	1,015	1,029	40,290	34,822
None							7	1	1,824	75	200	6	3	5	995	137	234	5	5	668	114
Under 25	683	549	1,570	10,786	9,234	34,172	635	514	69,752	32,850	167,804	627	523	1,492	33,090	19,751	71,172	398	884	11,680	23,809
25-49	632	849		20,682	28,091		614	835	118,676	91,000		607	841		51,427	49,859		448		17,797	
50-99	202	458	157	12,539	26,869	9,495	195	452	59,202	86,048	45,131	199	457	153	26,087	41,983	17,608	138	113	8,242	6,334
100-199	32	83	35	3,952	9,338	4,060	31	83	20,353	32,417	20,535	32	83	34	6,095	12,878	7,720	26	27	1,903	4,565
200 and over	3	9	4	750	2,060	1,000	3	9	3,660	7,393	9,050	3	8	4	790	1,825	1,083				
Trigg																					
Total	1,465	1,853	1,807	55,155	81,301	59,446	1,411	1,813	289,067	293,335	352,430	1,424	1,819	1,750	154,023	153,068	129,157	1,189	1,230	54,243	44,988
None							7		463		804	10		3	497		240	12	5	726	394
Under 25	510	521	1,453	8,202	8,113	35,179	475	505	47,943	27,908	218,281	477	500	1,397	32,493	22,766	86,710	358	927	11,375	28,688
25-49	584	653		19,352	21,814		565	642	110,820	78,410		572	648		59,665	46,409		490		18,992	
50-99	302	517	309	18,570	31,577	18,816	299	508	87,421	120,447	100,735	297	511	305	44,893	55,596	34,137	270	256	16,747	12,158
100-199	59	149	41	6,801	16,622	4,636	55	146	31,060	56,240	27,660	58	147	41	13,300	24,922	7,370	50	38	5,249	3,298
200 and over	10	13	4	2,230	3,175	815	10	12	11,360	10,330	4,950	10	13	4	3,175	3,375	700	9	4	1,154	450
Trimble																					
Total	953	1,077	1,024	42,292	50,042	48,862	873	1,031	190,274	223,597	327,597	853	1,040	958	69,025	92,010	87,720	385	633	16,535	26,576
None							1	1	100	10	301	5	2	1	287	35	16	3	1	96	14
Under 25	222	211	567	3,528	3,491	15,901	183	185	14,993	13,544	112,917	182	187	511	8,920	7,803	32,653	47	289	2,306	8,507
25-49	371	428		12,611	14,128		345	413	57,026	61,844		343	417		22,390	26,433		152		3,726	
50-99	309	350	395	19,415	21,801	24,962	293	345	84,041	93,669	160,953	276	347	385	27,780	39,272	43,378	162	294	7,170	13,529
100-199	47	82	58	5,768	9,247	6,829	47	81	27,514	47,645	43,093	44	81	57	8,548	16,017	8,988	36	45	2,837	3,426
200 and over	4	6	4	970	1,375	1,170	4	6	6,600	6,885	10,333	3	6	4	1,100	2,450	2,685	3	4	400	1,100
Union																					
Total	1,060	1,221	1,170	51,734	77,239	61,800	1,019	1,202	270,191	328,002	382,119	1,025	1,201	1,112	142,687	241,696	161,780	763	844	51,634	61,532
None							19		1,981		1,444	23		13	3,889		1,645	19	12	2,891	971
Under 25	271	167	641	4,269	2,695	18,234	244	156	24,758	14,898	118,709	247	156	585	20,572	13,502	58,211	152	389	7,105	19,187
25-49	386	352		13,291	11,324		363	347	67,092	60,574		366	345		40,767	49,932		251		12,282	
50-99	304	440	404	19,513	27,213	25,803	297	437	100,484	118,258	165,159	295	439	390	49,362	96,831	65,469	260	336	18,180	25,063
100-199	83	222	107	9,901	26,613	13,258	81	222	54,602	102,283	67,268	79	222	106	20,327	62,831	27,070	69	91	8,233	12,278
200-399	12	39	17	2,880	8,644	3,705	11	39	12,984	31,409	21,539	11	38	17	5,250	18,000	7,885	9	15	2,345	3,233
400 and over	4	1	1	1,900	750	800	4	1	8,290	600	8,000	4	1	1	2,520	500	1,500	3	1	600	800
Warren																					
Total	3,063	3,395	3,265	124,885	178,661	150,499	2,885	3,224	712,707	588,168	910,239	2,856	3,215	3,252	244,657	289,714	276,341	1,739	2,059	73,330	101,511
None							17	9	2,462	3,608	2,208	23	14	10	1,420	1,044	782	16	7	826	340
Under 25	947	629	2,034	14,882	10,214	53,172	822	537	93,602	37,014	350,330	793	530	2,016	43,903	23,206	124,408	379	1,113	12,700	41,348
25-49	1,171	1,093		40,207	36,969		1,122	1,043	233,570	123,701		1,119	1,035		86,968	68,629		686		23,945	
50-99	756	1,235	955	48,769	76,989	59,103	737	1,204	265,441	245,973	336,243	735	1,202	952	81,434	123,425	103,272	520	723	26,526	39,654
100-199	177	402	247	20,327	45,897	28,899	175	395	103,182	147,522	160,012	175	398	246	27,507	64,555	39,273	130	193	8,363	16,328
200 and over	12	36	29	2,700	8,592	9,325	12	36	14,450	30,350	61,446	11	36	28	3,425	8,855	8,606	8	23	970	3,841

459984 O - 42 - 18

COUNTY TABLE 1.—CHICKENS ON FARMS 1940, 1935, AND 1930; CHICKEN EGGS PRODUCED AND CHICKENS RAISED 1939, 1934, AND 1929; AND CHICKENS SOLD, 1939 AND 1929; CLASSIFIED BY NUMBER ON HAND—Continued

(Chickens on hand over 4 months old Apr. 1, 1940 and over 3 months old Jan. 1, 1935 and Apr. 1, 1930)

STATE OR COUNTY AND NUMBER OF CHICKENS ON HAND	CHICKENS ON HAND						CHICKEN EGGS PRODUCED					CHICKENS RAISED						CHICKENS SOLD			
	Farms reporting			Number			Farms reporting		Dozens			Farms reporting			Number			Farms reporting		Number	
	1940 (Apr. 1)	1935 (Jan. 1)	1930 (Apr. 1)	1940 (Apr. 1)	1935 (Jan. 1)	1930 (Apr. 1)	1939	1934	1939	1934	1929	1939	1934	1929	1939	1934	1929	1939	1929	1939	1929
KENTUCKY—Con.																					
Washington																					
Total	1,875	1,913	1,999	93,839	120,923	109,647	1,808	1,891	654,685	456,197	687,573	1,789	1,866	1,968	163,016	166,123	192,341	808	945	25,974	34,977
None	———	———	———	———	———	———	17	7	2,311	1,135	1,810	16	6	4	1,063	370	400	9	3	217	160
Under 25	263	144	912	4,026	2,369	26,579	216	135	30,514	8,459	183,597	220	120	882	10,851	4,640	55,345	57	337	1,563	8,773
25-49	703	514		23,874	17,681		681	504	175,152	58,619		665	499		47,920	31,719		244		5,679	
50-99	741	897	850	46,017	56,991	54,124	729	889	315,361	217,636	334,770	725	886	846	76,329	78,650	95,753	393	462	12,136	17,449
100-199	159	325	223	17,972	36,497	25,585	156	323	119,786	142,278	151,098	154	322	222	24,678	43,084	36,943	100	132	4,969	7,259
200 and over	9	33	14	1,950	7,385	3,359	9	33	11,561	28,070	16,298	9	33	14	2,175	7,660	3,900	5	11	1,410	1,336
Wayne																					
Total	2,171	2,583	2,104	72,930	101,672	82,429	2,127	2,427	391,183	353,930	510,095	2,134	2,440	1,998	150,427	153,525	141,015	1,597	1,491	61,257	59,179
None	———	———	———	———	———	———	15	3	1,595	188	100	17	4	4	930	110	200	18	2	701	34
Under 25	983	850	1,489	13,637	12,257	34,108	942	721	73,519	33,683	227,074	945	729	1,387	40,324	23,356	68,267	624	947	15,763	25,368
25-49	728	993		23,833	32,576		716	972	132,952	99,196		715	971		51,457	49,932		557		20,494	
50-99	363	570	463	23,467	35,781	29,693	358	562	126,273	132,701	175,393	360	566	455	39,855	51,208	45,755	309	405	16,632	20,821
100-199	91	156	141	10,632	17,758	16,246	90	155	50,432	77,047	95,078	91	156	141	16,336	24,469	23,013	84	127	6,772	11,172
200 and over	6	14	11	1,361	3,300	2,382	6	14	6,412	11,115	12,450	6	14	11	1,525	4,450	3,780	5	10	895	1,784
Webster																					
Total	1,426	1,815	1,649	56,767	89,781	57,585	1,355	1,806	346,133	295,151	420,337	1,393	1,771	1,616	135,556	178,339	132,694	910	1,107	54,573	56,543
None	———	———	———	———	———	———	19	7	751	745	———	26	8	———	1,126	979	———	14	———	10,877	———
Under 25	468	441	1,315	7,405	7,377	32,267	416	430	47,289	23,018	249,864	427	408	1,284	26,474	19,543	82,996	211	832	8,176	34,206
25-49	575	657		19,486	22,458		549	655	124,506	72,741		560	645		49,799	49,529		382		15,979	
50-99	303	511	269	18,755	32,041	16,684	292	508	107,636	104,851	114,864	301	504	267	40,055	65,013	32,803	233	216	13,030	14,278
100-199	65	183	57	7,520	21,045	6,620	64	183	42,442	66,344	47,121	64	183	57	12,662	32,710	12,325	56	52	4,517	5,759
200 and over	15	23	8	3,601	6,860	2,014	15	23	23,509	27,452	8,488	15	23	8	5,440	10,565	4,570	14	7	1,994	2,300
Whitley																					
Total	2,394	2,783	1,920	57,822	79,660	55,644	2,325	2,566	293,753	197,323	358,566	2,274	2,560	1,924	114,309	123,064	93,204	963	1,048	30,029	31,580
None	———	———	———	———	———	———	37	4	3,590	107	2,023	59	5	23	2,174	225	1,059	34	19	1,248	712
Under 25	1,432	1,322	1,649	19,623	19,152	35,668	1,343	1,142	100,359	43,810	235,990	1,285	1,129	1,630	42,212	35,669	65,599	428	819	7,974	20,220
25-49	747	1,070		23,373	34,187		734	1,033	120,645	84,446		720	1,039		42,626	51,193		363		9,558	
50-99	179	345	227	10,411	20,317	13,759	176	341	46,260	50,081	81,749	174	341	227	16,175	27,947	19,423	112	169	4,210	7,151
100-199	33	41	36	3,765	4,654	4,467	32	41	18,729	11,924	29,200	33	41	36	10,322	6,030	5,628	23	34	6,654	2,618
200 and over	3	5	8	650	1,350	1,750	3	5	4,170	6,955	9,604	3	5	8	800	2,000	1,495	3	7	385	879
Wolfe																					
Total	1,473	1,567	1,181	33,592	49,630	29,501	1,358	1,524	142,755	98,036	157,690	1,412	1,471	1,176	68,414	75,586	77,337	584	788	15,208	28,832
None	———	———	———	———	———	———	22	———	622	———	1,839	35	1	16	1,646	10	701	28	16	1,041	584
Under 25	912	633	1,067	12,546	9,562	21,252	804	594	56,897	16,117	119,996	842	554	1,046	30,629	17,006	61,747	276	675	5,755	22,561
25-49	447	634		13,889	20,165		424	632	60,919	37,152		429	619		25,852	30,998		215		5,732	
50-99	104	260	95	5,882	15,272	5,758	99	259	18,629	32,252	23,425	96	257	95	8,727	21,717	11,209	62	81	2,588	4,133
100 and over	10	40	19	1,275	4,631	2,491	9	39	5,688	12,515	12,430	10	40	19	1,560	5,855	3,680	3	16	92	1,554

Woodford																				
Total	751	1,030	1,102	29,949	49,830	49,518	694	1,009	198,371	217,095	304,982	695	986	1,097	63,104	84,802	92,539	197	404	11,220	20,613
None	—	—	—	—	—	—	4	1	2,488	20	—	4	1	—	281	50	—	3	—	222	—
Under 25	276	210	718	4,507	3,272	18,422	244	203	29,803	10,327	114,177	235	182	715	12,167	8,091	45,392	42	230	1,202	8,056
25-49	261	380		8,911	12,784		241	372	56,700	49,163		250	369		21,448	23,712		76		4,628	
50-99	166	335	286	9,994	19,984	17,596	159	328	67,575	89,556	96,538	162	330	284	18,296	33,266	27,267	56	121	3,019	4,896
100-199	42	95	84	4,744	10,190	9,177	40	95	29,310	44,124	48,519	38	94	84	6,865	14,034	13,460	20	53	2,149	7,661
200 and over	6	10	14	1,793	3,600	4,123	6	10	12,495	23,905	45,698	6	10	14	4,047	5,649	8,420				
LOUISIANA																					
Total	133,293	149,781	128,454	4,181,795	4,330,997	4,133,154	126,736	143,524	22,630,521	14,007,345	22,461,672	124,227	134,932	127,403	7,627,157	6,486,533	7,279,168	35,658	35,794	1,388,768	1,524,352
None	—	—	—	—	—	—	597	171	76,032	15,330	66,467	737	213	447	95,422	7,318	22,001	275	146	69,101	9,667
Under 25	65,559	81,225	104,066	909,321	1,120,963	2,136,149	60,247	75,911	4,761,630	3,098,658	11,892,258	58,000	69,401	102,691	2,038,068	1,924,370	4,315,678	10,838	24,677	267,382	755,361
25-49	44,066	46,265		1,420,879	1,472,629		42,718	45,453	7,749,989	4,644,964		42,366	43,924		2,618,686	2,254,388		14,322		426,542	
50-99	18,553	17,622	18,429	1,107,290	1,051,298	1,111,008	18,148	17,383	5,846,089	3,532,168	5,917,100	18,097	16,928	18,358	1,839,022	1,482,178	1,744,560	7,756	8,027	355,310	364,593
100-199	4,310	3,916	4,920	497,733	451,554	571,389	4,229	3,873	2,565,817	1,595,465	2,841,311	4,234	3,761	4,895	702,337	565,158	731,274	2,047	2,321	154,023	174,986
200-399	672	608	869	159,487	142,079	204,029	665	591	942,559	565,112	1,064,691	663	573	867	212,304	152,449	247,195	334	492	59,971	78,933
400-799	102	112	[1]	52,860	56,874	[1]	101	109	442,233	312,796	[1]	100	102	[1]	75,736	61,819	[1]	68	[1]	38,372	[1]
800-1599	28	29	[1]	27,725	28,446	[1]	28	29	191,272	189,315	[1]	27	26	[1]	38,482	30,457	[1]	16	[1]	16,567	[1]
1600-3199	3	4	[1]	6,500	7,154	[1]	3	4	54,900	53,557	[1]	3	4	[1]	7,100	8,396	[1]	2	[1]	1,500	[1]
3200 and over	—	—	[1]	—	—	[1]	—	—	—	—	[1]	—	—	[1]	—	—	[1]	—	[1]	—	[1]
400-699	91	104	123	44,950	51,144	59,715	90	101	365,066	282,106	361,040	89	94	119	67,451	55,539	85,271	60	89	33,640	41,226
700-999	27	22	26	21,535	17,330	20,564	27	22	170,978	100,327	124,949	27	21	26	31,767	21,937	36,219	19	24	17,504	18,051
1000-2499	14	19	20	18,100	24,000	27,800	14	19	135,661	173,235	173,856	13	17	19	19,600	23,196	92,970	7	17	5,295	79,035
2500 and over	1	—	1	2,500	—	2,500	1	—	16,700	—	20,000	1	—	1	2,500	—	4,000	—	1	—	2,500
Acadia																					
Total	3,669	3,659	3,433	163,239	189,671	183,238	3,570	3,598	1,012,841	750,667	858,825	3,430	3,561	3,435	271,900	266,536	252,621	1,595	1,220	45,137	37,599
None	—	—	—	—	—	—	11	3	2,170	142	1,638	10	2	9	516	50	470	4	3	75	116
Under 25	1,000	820	1,920	15,665	13,765	50,902	955	782	113,081	47,508	262,224	897	768	1,916	37,839	29,124	89,432	309	561	5,832	12,090
25-49	1,371	1,297		46,806	44,067		1,329	1,284	314,888	179,272		1,278	1,274		87,135	72,616		631		13,512	
50-99	984	1,068	1,029	59,577	65,938	62,930	964	1,058	361,604	253,759	285,011	941	1,053	1,028	96,925	88,054	83,894	474	462	14,388	12,841
100-199	273	397	393	31,373	46,508	45,991	270	395	167,332	180,394	208,933	265	388	391	40,134	55,538	56,266	154	156	8,685	9,359
200 and over	41	77	91	9,818	19,393	23,415	41	76	53,766	89,592	103,019	39	76	91	9,351	21,154	22,559	23	58	2,845	3,193
Allen																					
Total	1,220	1,200	1,008	38,093	37,325	38,266	1,166	1,125	229,907	134,948	216,210	1,158	1,125	1,007	66,077	51,168	67,275	504	484	15,663	19,162
None	—	—	—	—	—	—	13	—	2,096	—	50	14	—	—	389	—	—	3	—	78	—
Under 25	532	587	763	8,112	9,047	18,771	490	531	52,231	27,764	107,206	472	529	762	18,017	16,259	58,465	156	326	3,741	10,006
25-49	486	436		15,745	13,733		462	419	92,022	47,378		472	425		26,766	20,406		222		5,651	
50-99	180	150	197	10,887	8,740	11,567	179	148	61,585	27,523	62,735	178	146	197	16,394	10,587	16,309	111	129	4,641	4,387
100-199	18	22	39	2,199	2,405	4,360	18	22	10,983	7,238	23,488	18	21	39	3,011	2,386	4,793	8	23	632	1,408
200 and over	4	5	9	1,150	3,400	3,568	4	5	10,990	25,045	22,731	4	4	9	1,500	1,530	7,710	4	6	920	3,361
Ascension																					
Total	1,259	1,255	1,143	50,355	39,178	49,198	1,251	1,174	296,434	133,957	265,434	1,183	1,139	1,127	77,367	64,685	68,456	485	793	21,848	34,570
None	—	—	—	—	—	—	14	20	1,965	2,043	620	21	23	5	4,934	816	220	16	5	4,630	160
Under 25	437	617	753	6,179	8,629	16,088	420	533	35,993	25,222	88,227	363	507	734	12,706	19,524	31,871	139	485	4,404	17,378
25-49	466	414		15,467	13,481		462	401	93,557	40,788		447	390		23,554	22,486		173		5,482	
50-99	274	185	274	16,624	11,033	17,542	273	181	99,365	39,466	97,681	271	180	273	21,916	14,814	21,983	126	213	5,350	10,289
100-199	75	30	98	8,365	3,215	10,948	75	30	41,028	19,952	56,491	74	30	98	9,857	3,945	10,107				
200-399	4	6	16	1,045	1,520	3,790	4	6	6,076	5,860	18,090	4	6	15	1,500	1,500	3,875	31	92	1,982	6,743
400-799	—	3	2	—	1,300	850	—	3	—	626	4,325	—	3	2	—	1,600	400				
800 and over	3	—	—	2,675	—	—	3	—	18,450	—	—	3	—	—	2,900	—	—				
Assumption																					
Total	495	390	346	44,047	29,359	29,941	477	386	264,746	100,899	182,969	479	311	348	60,046	29,479	38,508	108	96	6,559	8,728
None	—	—	—	—	—	—	1	—	90	—	2,524	2	2	4	96	12	345	—	—	—	—
Under 25	78	78	100	1,161	1,135	2,580	68	76	8,813	4,534	15,568	71	54	98	2,173	1,994	5,894	7	14	155	772
25-49	112	117		3,840	3,780		107	116	30,475	12,427		106	88		6,270	5,261		11		214	

[1] Comparison with later censuses may be found in groups below beginning with 400-699.

COUNTY TABLE 1.—CHICKENS ON FARMS 1940, 1935, AND 1930; CHICKEN EGGS PRODUCED AND CHICKENS RAISED 1939, 1934, AND 1929; AND CHICKENS SOLD, 1939 AND 1929; CLASSIFIED BY NUMBER ON HAND—Continued

(Chickens on hand over 4 months old Apr. 1, 1940 and over 3 months old Jan. 1, 1935 and Apr. 1, 1930)

STATE OR COUNTY AND NUMBER OF CHICKENS ON HAND	CHICKENS ON HAND						CHICKEN EGGS PRODUCED					CHICKENS RAISED						CHICKENS SOLD			
	Farms reporting			Number			Farms reporting		Dozens			Farms reporting			Number			Farms reporting		Number	
	1940 (Apr. 1)	1935 (Jan. 1)	1930 (Apr. 1)	1940 (Apr. 1)	1935 (Jan. 1)	1930 (Apr. 1)	1939	1934	1939	1934	1929	1939	1934	1929	1939	1934	1929	1939	1929	1939	1929
LOUISIANA—Con.																					
Assumption—Con.																					
50-99	171	121	138	10,451	7,399	8,729	167	120	65,942	26,421	56,684	167	97	138	16,696	7,072	12,318	48	44	1,146	1,762
100-199	91	47	88	10,745	5,515	10,332	91	47	56,628	17,632	51,173	90	45	88	13,761	4,940	10,286	28	29	1,824	1,244
200-399	29	16	17	7,150	4,080	3,950	29	16	37,998	13,810	25,620	29	15	17	9,700	4,150	3,775	12	6	2,220	1,250
400-799	10	6	(1)	5,000	3,050	(1)	10	6	27,200	10,675	(1)	10	6	(1)	5,600	3,150	(1)	2	(1)	1,000	(1)
800 and over	4	5	(1)	5,700	4,400	(1)	4	5	37,600	15,400	(1)	4	4	(1)	5,750	2,900	(1)	-----	(1)	-------	(1)
400-699	10	6	1	5,000	3,050	600	10	6	27,200	10,675	3,800	10	6	1	5,600	3,150	1,120	2	1	1,000	800
700-999	1	3	----	900	2,400	-------	1	3	7,000	7,150	-------	1	2	----	900	1,400	-------	-----	-----	-------	-------
1000 and over	3	2	2	4,800	2,000	3,750	3	2	30,600	8,250	27,600	3	2	2	4,850	1,500	4,770	-----	2	-------	2,900
Avoyelles																					
Total	4,851	5,380	5,009	160,321	167,633	161,829	4,640	5,255	868,759	666,686	837,146	4,560	5,190	4,995	279,021	360,163	345,446	651	1,100	18,849	36,607
None	-----	-----	----	-------	-------	-------	52	12	8,224	1,110	1,090	63	13	12	3,062	618	436	5	7	121	96
Under 25	1,984	2,437	3,954	28,573	35,754	88,121	1,807	2,340	175,355	152,359	473,315	1,730	2,287	3,928	63,127	99,847	223,639	148	757	2,835	19,922
25-49	1,863	1,954		61,054	63,007		1,801	1,921	339,166	247,521		1,796	1,910		109,260	138,267		291		6,702	
50-99	841	831	912	49,767	48,989	54,314	824	824	245,729	185,560	262,466	817	822	912	78,284	92,437	95,676	170	268	5,564	11,330
100-199	149	149	126	16,972	16,928	14,364	142	149	79,605	68,200	73,193	140	149	126	20,075	25,471	20,185	31	57	1,877	3,395
200 and over	14	9	17	3,955	2,955	5,030	14	9	20,680	11,936	27,082	14	9	17	5,213	3,523	5,510	6	11	1,750	1,864
Beauregard																					
Total	1,543	1,450	1,221	79,326	57,910	48,166	1,423	1,392	591,554	386,372	316,680	1,380	1,317	1,220	114,484	87,454	88,007	735	612	51,585	35,153
None	-----	-----	----	-------	-------	-------	16	2	2,939	760	2,428	21	5	7	1,530	206	692	19	7	1,396	540
Under 25	713	637	924	10,792	9,775	21,383	632	600	60,638	57,355	143,204	601	539	916	27,272	20,732	46,046	246	399	10,182	17,205
25-49	468	530		15,013	16,941		433	516	82,894	98,613		419	499		25,336	26,630		234		11,288	
50-99	195	190	213	12,244	11,563	13,195	182	187	67,635	70,066	88,067	182	186	213	17,226	16,348	20,989	109	135	7,594	8,215
100-199	97	60	63	12,271	7,229	7,513	91	56	91,086	50,467	46,248	90	55	63	15,014	8,138	11,775	68	53	6,909	5,732
200-399	43	22	17	10,776	5,974	4,365	42	20	100,865	40,563	25,633	42	22	17	13,018	7,300	6,475	35	14	5,438	2,551
400-799	21	10	(1)	10,830	5,078	(1)	21	10	117,241	48,550	(1)	20	10	(1)	11,388	6,600	(1)	19	(1)	6,633	(1)
800 and over	6	1	(1)	7,400	1,350	(1)	6	1	68,256	20,000	(1)	5	1	(1)	3,700	1,500	(1)	5	(1)	2,145	(1)
400-699	17	9	4	7,945	4,378	1,710	17	9	84,116	42,550	11,100	16	9	4	9,538	6,100	2,030	16	4	5,238	910
700-999	6	1	----	4,585	700	-------	6	1	42,325	6,000	-------	6	1	-----	2,750	500	-------	5	-----	2,095	-------
1000 and over	4	1	----	5,700	1,350	-------	4	1	59,056	20,000	-------	3	1	-----	2,800	1,500	-------	3	-----	1,445	-------
Bienville																					
Total	2,881	3,319	3,021	74,433	71,881	69,813	2,779	3,246	421,130	208,013	391,944	2,500	3,148	2,961	119,233	98,005	131,387	685	606	18,985	20,783
None	-----	-----	----	-------	-------	-------	5	1	880	360	45	6	1	3	170	60	102	2	-----	47	-------
Under 25	1,563	2,160	2,815	23,526	31,115	56,186	1,483	2,089	126,523	86,494	321,525	1,285	2,000	2,753	42,662	45,527	109,872	254	512	4,893	15,258
25-49	1,055	1,005		33,564	30,655		1,033	1,004	191,057	90,920		964	994		50,954	41,290		305		8,308	
50-99	234	138	181	13,541	8,109	10,522	229	136	76,685	25,465	54,209	219	137	180	20,362	9,624	17,198	107	78	4,552	4,268
100-199	26	14	23	3,177	1,593	2,630	26	14	21,005	2,559	13,625	23	14	23	4,110	1,179	3,590	14	14	675	1,097
200 and over	3	2	2	625	409	475	3	2	4,980	2,215	2,540	3	2	2	975	325	625	3	2	510	160
Bossier																					
Total	2,774	3,852	3,519	67,791	77,240	70,220	2,693	3,696	294,765	166,414	354,402	2,643	3,525	3,481	122,114	113,322	140,202	301	483	13,313	24,497
None	-----	-----	----	-------	-------	-------	10	3	1,130	76	7,165	12	4	22	259	51	648	3	6	130	2,090
Under 25	1,793	2,816	3,290	24,679	34,936	53,420	1,711	2,668	82,270	61,442	252,358	1,670	2,529	3,234	49,269	58,341	112,081	100	368	2,031	11,937
25-49	730	811		23,311	25,303		725	803	96,174	54,941		715	778		41,699	33,281		135		4,652	

50-99	204	190	193	12,211	11,149	11,574	200	187	61,225	31,675	61,007	200	180	191	19,559	15,047	19,653	44	76	3,218	4,465
100-199	33	26	29	3,659	2,975	3,220	33	26	21,464	12,765	19,339	32	25	27	6,103	3,965	4,405	13	26	2,035	3,710
200 and over	14	9	7	3,931	2,877	2,006	14	9	32,502	5,515	14,533	14	9	7	5,225	2,637	3,415	6	7	1,247	2,295
Caddo																					
Total	4,418	5,920	5,499	103,849	110,007	113,809	4,142	5,744	492,654	255,025	622,677	3,965	5,129	5,396	201,888	151,245	222,443	650	549	43,119	29,663
None	-----	-----	-----	-----	-----	-----	28	32	1,972	1,202	3,528	32	21	10	3,210	398	976	3	3	2,120	460
Under 25	2,981	4,609	5,148	37,227	56,543	83,657	2,725	4,416	163,324	120,655	460,967	2,566	3,858	5,038	76,199	83,285	174,336	258	435	6,196	18,783
25-49	1,032	1,037		32,236	31,998		994	1,025	149,724	77,194		979	988		57,853	41,167		244		10,083	
50-99	314	228	275	19,036	13,823	16,399	307	225	85,528	31,167	82,053	302	219	274	32,339	17,961	29,090	105	77	7,188	4,101
100-199	71	35	55	8,717	3,993	6,454	70	35	53,782	7,642	32,225	67	33	55	20,029	4,332	8,791	28	18	9,957	1,079
200-399	15	9	14	3,758	2,400	3,749	14	9	18,424	8,445	19,404	14	8	13	4,458	2,002	4,575	7	12	1,175	3,510
400 and over	5	2	7	2,875	1,250	3,550	4	2	19,900	8,720	24,500	5	2	6	7,800	2,100	4,675	5	4	6,400	1,730
Calcasieu																					
Total	1,601	1,699	1,383	76,061	72,700	67,431	1,525	1,572	510,743	345,028	399,250	1,510	1,605	1,389	158,603	127,781	128,535	639	530	45,439	38,246
None	-----	-----	-----	-----	-----	-----	11	1	2,849	6	2,545	12	1	11	11,031	12	1,729	9	9	10,325	336
Under 25	504	663	889	7,547	9,746	21,287	465	578	63,708	34,525	136,853	454	591	885	22,418	24,713	49,721	115	251	4,899	12,353
25-49	504	534		16,464	17,836		480	510	118,493	68,854		468	521		33,470	32,237		164		5,586	
50-99	425	366	345	26,336	22,361	21,423	409	351	162,196	100,237	119,322	410	358	344	53,080	39,777	41,236	244	183	12,196	12,375
100-199	146	111	125	17,664	13,207	14,461	138	109	93,755	75,496	77,280	145	110	125	25,709	21,140	20,979	93	67	5,953	5,945
200-399	15	16	14	3,925	3,800	3,260	15	15	30,905	14,870	17,735	15	15	14	9,047	3,485	4,925	10	11	5,020	2,137
400 and over	7	9	(1)	4,125	5,750	(1)	7	8	38,857	51,040	(1)	6	9	(1)	3,848	6,417	(1)	4	(1)	1,460	(1)
400-699	4	5	8	1,975	2,250	3,800	4	4	16,088	14,050	24,515	3	5	8	1,073	2,500	7,745	4	9	1,460	5,100
700 and over	3	4	2	2,150	3,500	3,200	3	4	22,769	36,990	21,000	3	4	2	2,775	3,917	2,200				
Caldwell																					
Total	1,158	1,276	991	32,577	35,786	29,405	1,109	1,181	179,596	113,897	172,260	1,100	1,144	982	54,725	44,663	46,625	168	400	7,984	14,189
None	-----	-----	-----	-----	-----	-----	5	-----	272	---------	312	5	-----	3	77	--------	100	1	2	20	55
Under 25	537	595	845	7,940	8,976	19,072	506	521	44,295	22,003	115,125	490	487	837	17,112	11,947	33,675	57	298	2,657	9,260
25-49	484	519		15,291	16,286		468	503	80,552	50,946		470	497		24,153	19,943		69		2,675	
50-99	122	142	123	7,183	8,195	7,469	115	139	37,037	34,590	40,623	120	141	120	10,527	10,768	9,757	38	82	2,277	3,716
100-199	12	20	20	1,313	2,329	2,214	12	18	8,090	6,358	12,300	12	19	19	1,681	2,005	2,718	3	18	355	1,158
200 and over	3	------	3	850	--------	650	3	-----	9,350	---------	3,900	3	-----	3	1,175	--------	375				
Cameron																					
Total	778	802	736	35,628	32,673	34,085	763	772	167,612	142,031	177,702	724	691	738	73,849	44,604	63,384	192	85	7,602	5,904
None	-----	-----	-----	-----	-----	-----	-----	-----	---------	---------	---------	-----	1	2	--------	150	32	-----	-----	--------	--------
Under 25	217	306	477	3,741	5,250	12,114	208	288	18,249	17,078	54,025	188	233	477	8,394	8,325	28,593	23	33	409	1,415
25-49	270	268		9,351	9,338		268	261	45,456	36,249		258	241		23,164	13,652		65		2,248	
50-99	220	170	173	13,665	10,286	10,301	217	167	58,757	45,222	55,697	208	160	173	26,461	13,207	19,774	75	24	3,240	2,257
100-199	67	53	74	8,015	5,849	8,575	66	51	40,334	24,117	50,480	66	51	74	14,330	7,720	11,285	29	28	1,705	2,232
200 and over	4	5	12	856	1,950	3,095	4	5	4,816	19,365	17,500	4	5	12	1,500	1,550	3,700				
Catahoula																					
Total	1,914	1,945	1,635	49,897	55,675	43,516	1,857	1,855	219,030	197,113	243,655	1,796	1,798	1,620	71,092	70,738	72,077	283	551	8,363	21,663
None	-----	-----	-----	-----	-----	-----	3	-----	195	---------	30	1	-----	2	25	--------	40	-----	2	--------	40
Under 25	1,061	926	1,403	14,035	13,687	27,921	1,020	841	57,044	46,757	153,806	967	801	1,386	23,896	18,960	49,134	93	407	2,513	13,068
25-49	615	730		19,913	23,101		600	726	92,339	83,753		595	710		27,589	30,451		132		3,604	
50-99	206	252	201	11,934	14,952	11,865	202	251	50,922	51,433	66,288	201	250	201	13,700	16,897	17,699	49	121	1,837	6,397
100-199	26	37	29	2,815	3,935	3,125	26	37	11,825	15,170	18,219	26	37	29	4,126	4,450	4,186	9	21	409	2,158
200 and over	6	------	2	1,200	--------	605	6	-----	6,705	---------	5,312	6	-----	2	1,756	--------	1,018				
Claiborne																					
Total	3,373	4,320	3,799	77,248	93,183	84,135	3,229	4,132	413,187	348,145	481,347	3,152	3,938	3,722	168,812	158,835	178,644	663	840	22,017	27,764
None	------	------	-----	--------	--------	--------	14	5	875	228	221	11	6	6	422	235	242	3	3	54	170
Under 25	2,129	2,856	3,542	28,415	37,780	66,025	1,997	2,690	151,980	121,846	379,827	1,922	2,503	3,461	68,951	66,832	143,841	282	708	4,899	18,942
25-49	976	1,205		30,301	37,523		953	1,180	164,876	137,453		953	1,172		67,284	65,433		280		9,425	
50-99	237	235	233	13,870	13,513	13,780	234	234	66,019	62,186	78,494	235	233	231	24,318	22,165	27,072	82	114	4,727	5,973
100-199	24	16	18	2,972	1,707	2,000	24	15	15,915	5,702	10,645	24	16	18	4,637	2,795	2,295	10	10	1,462	407
200 and over	7	8	6	1,690	2,660	2,330	7	8	13,522	20,730	12,160	7	8	6	3,200	3,375	5,194	6	5	1,450	2,272

[1] Comparison with later censuses may be found in groups below beginning with 400-699.

COUNTY TABLE 1.—CHICKENS ON FARMS 1940, 1935, AND 1930; CHICKEN EGGS PRODUCED AND CHICKENS RAISED 1939, 1934, AND 1929; AND CHICKENS SOLD, 1939 AND 1929; CLASSIFIED BY NUMBER ON HAND—Continued

(Chickens on hand over 4 months old Apr. 1, 1940 and over 3 months old Jan. 1, 1935 and Apr. 1, 1930)

STATE OR COUNTY AND NUMBER OF CHICKENS ON HAND	CHICKENS ON HAND						CHICKEN EGGS PRODUCED					CHICKENS RAISED						CHICKENS SOLD			
	Farms reporting			Number			Farms reporting		Dozens			Farms reporting			Number			Farms reporting		Number	
	1940 (Apr.1)	1935 (Jan.1)	1930 (Apr.1)	1940 (Apr. 1)	1935 (Jan. 1)	1930 (Apr. 1)	1939	1934	1939	1934	1929	1939	1934	1929	1939	1934	1929	1939	1929	1939	1929
LOUISIANA—Con.																					
Concordia																					
Total	1,358	1,671	1,115	31,603	32,842	23,717	1,260	1,556	144,451	87,326	118,532	1,298	1,271	1,132	51,878	37,704	38,603	150	171	6,157	5,866
None	-----	-----	-----	-------	-------	-------	4	1	108	12	783	8	1	32	171	25	987	----	1	-------	8
Under 25	869	1,265	1,026	11,419	15,821	16,962	792	1,160	47,614	36,733	84,188	819	927	1,011	22,542	19,568	27,517	41	133	1,199	3,076
25-49	375	301		11,921	9,207		355	296	52,989	24,234		361	244		16,816	9,996		65		1,980	
50-99	93	83	70	5,413	4,894	4,246	88	77	28,697	14,257	21,195	89	77	70	8,782	5,124	6,266	33	31	2,233	1,857
100-199	17	19	17	2,000	2,120	1,924	17	19	11,413	7,890	9,486	17	19	17	2,674	2,541	3,283	11	6	745	925
200 and over	4	3	2	850	800	585	4	3	3,630	4,200	2,880	4	3	2	893	450	550				
De Soto																					
Total	3,983	4,135	3,483	94,508	78,574	77,099	3,694	3,925	427,074	189,939	446,880	3,626	3,661	3,443	180,728	123,690	152,441	582	754	26,536	27,495
None	-----	-----	-----	-------	-------	-------	9	2	1,211	8	8,622	10	3	28	390	36	1,365	4	12	166	662
Under 25	2,546	3,146	3,227	34,231	39,250	59,049	2,313	2,954	137,392	78,907	335,184	2,247	2,718	3,161	75,094	64,982	122,232	228	614	8,160	18,202
25-49	1,115	779		35,042	24,146		1,058	761	167,121	59,280		1,054	736		64,090	41,089		241		7,046	
50-99	270	189	220	15,885	11,143	13,358	262	187	64,136	31,956	74,068	263	186	218	26,774	15,462	20,730	79	105	5,691	5,428
100-199	39	16	30	4,470	1,670	3,322	39	16	19,401	5,414	20,056	39	15	30	7,855	1,416	5,554	21	18	2,973	1,967
200-399	8	2	6	2,075	550	1,370	8	2	15,140	3,100	8,950	8	2	6	1,925	430	2,560	5	5	485	1,236
400 and over	5	3	-----	2,805	1,815	---------	5	3	22,673	11,274	---------	5	1	-----	4,600	275	---------	4	-----	2,015	-------
East Baton Rouge																					
Total	1,657	2,277	1,830	54,522	61,184	75,028	1,562	2,158	321,099	206,244	399,724	1,535	1,904	1,797	105,526	85,888	127,990	583	804	33,308	43,432
None	-----	-----	-----	-------	-------	-------	17	6	3,974	596	117	20	7	4	935	186	295	6	3	147	160
Under 25	782	1,367	1,296	10,490	17,301	27,464	706	1,268	62,096	45,029	152,073	679	1,059	1,262	23,679	30,275	53,974	177	471	4,650	15,933
25-49	527	618		17,139	19,803		505	598	88,108	62,014		497	564		28,988	28,126		200		5,824	
50-99	276	232	406	16,722	14,042	23,909	264	227	96,373	53,306	120,185	268	220	403	28,060	17,910	35,015	155	252	7,641	10,296
100-199	63	46	100	7,266	5,367	11,775	61	45	46,336	24,404	61,891	62	41	100	11,189	5,866	18,354	38	59	4,501	6,905
200 and over	9	14	28	2,905	4,671	11,880	9	14	24,212	20,895	65,458	9	13	28	12,675	3,525	20,352	7	19	10,545	10,138
East Carroll																					
Total	2,447	2,506	2,258	54,924	51,771	41,719	2,253	2,314	324,519	148,963	182,348	2,219	2,274	2,242	94,207	82,284	70,821	169	188	6,699	5,663
None	-----	-----	-----	-------	-------	-------	9	3	590	19	620	9	9	4	335	113	163	2	-----	43	-------
Under 25	1,556	1,776	2,171	19,766	21,687	35,351	1,388	1,596	108,932	52,756	149,254	1,355	1,555	2,152	38,960	37,425	60,931	49	176	1,368	4,991
25-49	717	565		22,694	17,762		688	551	141,136	54,782		685	547		35,592	26,848		68		1,638	
50-99	144	138	74	8,844	8,360	4,376	140	137	56,188	29,838	21,897	142	137	73	13,122	12,195	7,320	41	12	1,489	672
100 and over	30	27	13	3,620	3,962	1,992	28	27	17,673	11,568	10,577	28	26	13	6,198	5,703	2,407	9	-----	2,161	-------
East Feliciana																					
Total	1,807	2,153	1,982	37,503	48,582	53,869	1,692	2,051	203,339	153,345	309,291	1,665	1,803	1,980	71,242	59,563	99,792	535	700	13,643	28,181
None	-----	-----	-----	-------	-------	-------	6	2	1,960	70	2,800	8	1	1	514	16	400	4	1	1,546	350
Under 25	1,309	1,507	1,750	16,263	18,573	32,178	1,208	1,407	87,414	44,662	182,223	1,175	1,231	1,747	36,846	26,386	67,467	355	572	5,858	15,973
25-49	371	464		11,732	14,369		356	462	66,438	43,593		358	413		20,230	17,305		127		3,846	
50-99	100	153	184	5,768	9,060	10,724	97	152	29,033	29,374	58,496	97	132	184	8,747	9,725	15,305	37	99	1,357	4,576
100-199	23	25	37	2,890	2,760	4,402	21	24	14,330	8,629	21,847	23	22	37	3,805	2,721	5,355	12	28	1,036	7,282
200 and over	4	4	11	850	3,820	6,565	4	4	4,164	27,017	43,925	4	4	11	1,100	3,410	11,265				

Evangeline																				
Total	4,274	4,601	4,256	160,676	158,072	170,951	4,151	4,514	994,488	539,296	985,450	4,133	4,465	4,245	275,889	244,413	328,656	2,828	1,499	71,789	66,165
None							2		350			4		2	185		60	1		25	
Under 25	1,166	1,540	2,922	17,620	24,142	77,460	1,074	1,482	113,407	79,991	495,111	1,070	1,435	2,911	41,243	48,153	160,407	621	866	10,173	27,789
25-49	1,911	2,093		64,072	68,444		1,887	2,072	417,531	233,298		1,868	2,066		119,317	109,482		1,326		30,979	
50-99	1,042	824	1,103	61,484	48,066	65,921	1,034	817	370,367	177,568	350,641	1,036	820	1,101	93,139	67,500	124,391	769	521	25,167	25,647
100-199	150	133	213	16,475	14,570	23,830	149	132	85,578	43,379	119,513	150	133	213	20,825	17,413	39,943	111	112	5,445	12,729
200 and over	5	11	18	1,025	2,850	3,740	5	11	7,255	5,060	20,185	5	11	18	1,180	1,865	3,855				
Franklin																					
Total	5,256	5,559	4,601	133,237	143,976	111,592	5,084	5,134	637,270	408,775	602,401	4,858	5,083	4,557	232,939	210,575	194,483	1,168	1,002	32,587	30,738
None							20	4	2,874	50	278	15	5	3	419	85	175	14	2	283	98
Under 25	2,913	2,940	4,170	39,520	41,930	84,004	2,763	2,593	206,417	105,320	461,273	2,556	2,536	4,125	81,211	67,580	154,216	451	815	9,666	22,538
25-49	1,773	1,994		57,107	62,486		1,738	1,928	260,805	178,475		1,722	1,924		95,908	91,026		458		11,902	
50-99	513	560	396	30,221	32,378	23,443	506	545	136,292	104,406	118,716	508	553	394	45,589	43,314	34,468	215	169	8,365	6,812
100 and over	57	65	35	6,389	7,182	4,145	57	64	30,882	20,524	22,134	57	65	35	9,812	8,570	5,624	30	16	2,371	1,290
Grant																					
Total	1,313	1,924	1,566	31,080	49,148	41,949	1,241	1,827	187,558	176,728	277,310	1,168	1,538	1,560	61,428	66,166	80,976	424	472	17,320	18,416
None							9	2	350	42		8	1	1	386	60	45	5	1	163	36
Under 25	844	1,114	1,418	12,165	16,660	28,149	779	1,025	68,007	44,877	204,468	724	812	1,411	25,465	24,741	58,502	209	413	5,667	10,779
25-49	374	655		11,691	20,181		361	647	74,588	70,579		350	592		23,666	28,771		163		7,180	
50-99	75	130	120	4,461	7,572	7,209	72	128	19,952	29,606	37,054	67	113	120	6,865	9,157	10,764	34	45	2,100	2,546
100-199	16	17	15	1,803	1,935	1,885	16	17	14,843	14,655	9,844	15	13	15	3,441	1,337	2,666	10	5	1,560	690
200 and over	4	8	13	960	2,800	4,706	4	8	9,818	16,969	25,944	4	7	13	1,605	2,100	8,999	3	8	650	4,365
Iberia																					
Total	1,213	1,326	1,188	64,940	54,572	70,033	1,159	1,310	342,133	265,694	385,937	1,157	1,287	1,205	122,815	82,986	137,789	339	488	15,528	29,188
None							4	1	272	730	3,822	7		26	530		1,430	3	6	135	205
Under 25	292	506	566	4,253	7,504	15,120	264	494	27,275	44,046	99,772	249	487	562	14,047	14,964	57,604	44	188	1,974	11,863
25-49	327	426		10,839	13,837		314	424	50,773	74,291		317	413		25,045	23,622		75		1,703	
50-99	373	268	402	21,963	15,719	24,974	360	265	110,281	73,138	138,032	364	264	399	40,655	23,603	44,580	110	194	5,168	10,109
100-199	198	102	188	22,620	11,562	22,311	194	102	119,387	48,742	109,325	197	100	186	36,098	14,347	27,039	97	87	5,685	5,791
200 and over	23	24	32	5,265	5,950	7,628	23	24	34,145	24,747	34,986	23	23	32	6,440	6,450	7,136	10	13	865	1,220
Iberville																					
Total	611	789	497	36,665	27,821	24,431	598	728	126,341	55,554	127,559	589	651	507	42,560	32,643	36,763	123	166	4,278	7,953
None							5	2	858	60	2,560	6	2	11	593	33	825	3	4	77	175
Under 25	155	375	311	2,165	4,984	7,940	144	332	9,466	9,885	37,577	136	274	311	4,540	7,317	15,808	25	74	619	2,761
25-49	182	226		5,918	7,179		180	215	19,121	13,787		176	203		8,271	11,182		26		579	
50-99	168	141	133	10,602	8,594	8,141	165	136	31,112	17,210	40,362	166	127	132	11,176	9,070	11,049	33	59	817	2,435
100-199	82	36	46	10,295	4,374	5,350	80	32	31,540	10,192	28,360	81	34	46	10,105	3,291	6,081	25	22	639	1,442
200-399	19	10	5	4,115	2,190	1,400	19	10	15,284	3,620	7,520	19	10	5	4,045	1,550	1,500	8	5	537	340
400 and over	5	1	2	3,570	500	1,600	5	1	18,960	800	11,180	5	1	2	3,830	200	1,500	3	2	1,010	800
Jackson																					
Total	1,480	1,484	1,420	41,853	39,507	40,302	1,403	1,347	216,886	133,389	247,249	1,392	1,316	1,399	73,851	50,218	62,410	523	569	21,067	18,656
None							4	1	205	52	1,745	6	1	7	134	25	400	4	6	160	145
Under 25	754	734	1,253	11,505	10,843	28,543	692	633	61,749	32,405	176,261	677	617	1,226	24,233	15,609	48,899	190	462	4,631	13,698
25-49	569	615		18,231	19,264		553	582	90,668	68,278		556	569		29,569	24,374		239		7,642	
50-99	136	113	148	7,761	6,422	8,654	133	110	34,024	20,397	48,354	132	110	147	12,202	7,795	10,188	73	88	4,213	3,090
100-199	12	19	15	1,556	2,228	1,843	12	19	7,678	10,257	12,135	12	17	15	2,413	2,145	1,373	8	9	1,775	623
200 and over	9	3	4	2,800	750	1,262	9	2	22,562	2,000	8,754	9	2	4	5,300	270	1,550	9	4	2,646	1,100
Jefferson																					
Total	155	281	163	9,786	10,124	9,476	142	280	48,729	56,598	58,630	129	241	159	58,342	14,172	15,199	15	17	45,316	4,198
None							2		470			3		1	102		12	1		20	
Under 25	55	173	109	782	2,231	2,389	46	173	3,261	12,892	10,995	39	154	104	1,250	3,035	3,674	2	4	87	72
25-49	45	49		1,349	1,477		43	49	6,576	8,376		37	40		1,289	2,015		1		36	
50-99	25	37	34	1,405	2,116	2,127	22	37	6,175	13,916	12,163	22	32	34	41,873	3,130	2,513	3	4	40,535	146
100-199	13	15	13	1,480	1,600	1,460	13	14	6,470	8,130	7,502	13	12	13	9,950	2,110	1,820	3	3	3,853	700
200 and over	17	7	7	4,770	2,700	3,500	16	7	25,777	13,284	25,970	15	3	7	3,878	3,882	7,180	5	6	785	3,280

COUNTY TABLE 1.—CHICKENS ON FARMS 1940, 1935, AND 1930; CHICKEN EGGS PRODUCED AND CHICKENS RAISED 1939, 1934, AND 1929; AND CHICKENS SOLD, 1939 AND 1929; CLASSIFIED BY NUMBER ON HAND—Continued

(Chickens on hand over 4 months old Apr. 1, 1940 and over 3 months old Jan. 1, 1935 and Apr. 1, 1930)

STATE OR COUNTY AND NUMBER OF CHICKENS ON HAND	CHICKENS ON HAND						CHICKEN EGGS PRODUCED					CHICKENS RAISED						CHICKENS SOLD			
	Farms reporting			Number			Farms reporting		Dozens			Farms reporting			Number			Farms reporting		Number	
	1940 (Apr.1)	1935 (Jan.1)	1930 (Apr.1)	1940 (Apr. 1)	1935 (Jan. 1)	1930 (Apr. 1)	1939	1934	1939	1934	1929	1939	1934	1929	1939	1934	1929	1939	1929	1939	1929
LOUISIANA—Con.																					
Jefferson Davis																					
Total	1,519	1,608	1,482	63,507	72,861	70,937	1,393	1,564	357,082	250,886	368,375	1,433	1,556	1,477	120,713	113,156	124,049	478	461	18,768	23,831
None	------	------	-----	-------	-------	-------	7	1	1,153	20	790	11	2	5	626	37	294	4	3	260	79
Under 25	494	544	851	7,099	8,245	21,135	405	503	44,302	28,034	117,905	423	508	842	20,117	19,583	47,372	88	180	2,356	7,068
25-49	510	507		17,105	17,029		482	503	98,091	56,884		492	493		35,389	28,204		154		5,576	
50-99	400	390	458	24,522	24,097	28,154	384	390	135,185	86,690	142,417	392	386	457	42,895	36,218	46,634	167	185	6,098	9,226
100-199	105	146	155	12,123	17,121	17,570	105	146	62,916	57,453	86,131	105	146	155	18,201	21,964	25,734	60	83	3,668	5,778
200 and over	10	21	18	2,658	6,369	4,078	10	21	15,435	21,805	21,132	10	21	18	3,485	7,150	4,015	5	10	810	1,680
Lafayette																					
Total	3,204	3,376	3,099	124,255	131,058	142,496	3,137	3,330	686,348	433,076	697,624	3,086	3,238	3,080	245,478	220,870	235,508	1,046	1,000	29,668	34,088
None	------	------	-----	-------	-------	-------	8	2	884	220	220	13	3	8	723	300	380	6	2	274	156
Under 25	1,050	1,264	1,956	14,295	18,162	43,768	1,006	1,231	85,969	58,329	237,338	986	1,161	1,933	42,430	44,051	95,562	161	478	4,503	9,450
25-49	1,140	1,130		37,353	37,100		1,121	1,122	211,440	126,308		1,100	1,105		80,008	66,534		370		7,637	
50-99	828	729	786	49,075	43,477	48,498	817	724	258,435	141,514	230,699	806	720	782	88,999	68,027	77,303	414	346	11,508	11,130
100-199	169	223	310	19,067	25,789	36,557	168	222	106,755	85,250	158,978	164	219	310	27,743	34,408	48,852	89	154	5,331	8,651
200 and over	17	30	47	4,465	6,530	13,673	17	29	22,865	21,455	70,389	17	30	47	5,575	7,550	13,411	6	20	415	4,701
Lafourche																					
Total	1,026	1,115	1,033	77,250	75,463	80,651	981	1,109	345,431	179,122	346,220	982	1,022	1,030	101,232	122,250	98,062	212	312	9,710	16,364
None	------	------	-----	-------	-------	-------	9	-----	2,195	--------	515	12	-----	2	877	--------	325	2	1	125	7
Under 25	125	119	269	1,964	1,898	7,578	107	118	11,916	3,756	43,568	102	105	267	4,570	5,608	15,267	18	57	414	1,745
25-49	226	265		7,680	8,903		216	262	44,559	17,701		220	230		13,218	16,304		39		1,035	
50-99	348	483	394	20,839	29,078	23,971	335	481	99,580	59,637	109,388	330	447	391	29,826	46,664	32,443	66	134	3,228	4,808
100-199	268	220	313	31,012	25,265	34,847	255	220	129,766	62,772	123,244	259	212	313	34,216	39,709	31,606	69	96	2,428	3,684
200 and over	59	28	57	15,755	10,319	14,255	59	28	57,415	35,256	69,505	59	28	57	18,525	13,965	18,421	18	24	2,480	6,120
La Salle																					
Total	673	908	784	18,191	22,562	23,932	667	876	114,050	63,412	149,305	639	800	779	33,474	29,767	40,594	170	387	6,429	12,286
None	------	------	-----	-------	-------	-------	3	-----	180	--------	104	5	-----	1	174	--------	50	2	1	50	30
Under 25	327	492	663	5,216	7,642	15,915	320	463	33,214	22,002	108,224	297	411	658	12,085	11,103	28,997	64	315	1,902	8,891
25-49	270	358		8,485	11,178		269	355	51,316	31,991		262	331		14,776	14,707		77		3,049	
50-99	72	52	111	4,090	2,962	6,612	71	52	26,500	7,279	33,495	71	52	110	5,899	3,497	8,972	27	71	1,428	3,365
100 and over	4	6	10	400	780	1,405	4	6	2,840	2,140	7,482	4	6	10	540	460	2,575				
Lincoln																					
Total	2,581	2,840	2,750	69,224	79,108	75,772	2,455	2,726	363,231	319,780	473,752	2,454	2,665	2,719	137,036	101,444	144,177	700	870	25,575	28,071
None	------	------	-----	-------	-------	-------	8	2	740	55	100	8	2	2	901	70	40	3	-----	49	--------
Under 25	1,317	1,395	2,428	19,044	20,647	53,618	1,207	1,294	98,568	78,279	354,095	1,200	1,242	2,396	43,481	29,994	112,848	253	694	5,607	19,959
25-49	999	1,067		31,882	34,172		977	1,056	169,688	137,696		982	1,046		62,126	43,807		332		10,410	
50-99	229	351	290	13,153	20,724	17,160	227	347	62,196	82,808	93,569	228	348	290	20,372	22,993	25,479	111	157	4,659	6,672
100-199	29	22	26	3,385	2,465	2,918	29	22	18,346	12,832	14,988	29	22	25	5,331	3,120	3,050	16	15	1,440	940
200 and over	7	5	6	1,760	1,100	2,076	7	5	13,693	8,110	11,000	7	5	6	4,825	1,460	2,760	5	4	3,410	500

Livingston																				
Total	1,898	2,221	1,404	46,394	51,105	42,175	1,781	2,039	269,162	206,418	250,729	1,735	1,897	1,455	81,692	73,284	67,884	694	549	25,402	19,803
None							17		1,391		6,629	27	9	75	936	395	1,870	23	10	859	269
Under 25	1,152	1,424	1,172	15,840	19,627	26,008	1,045	1,257	88,692	60,825	153,685	994	1,155	1,140	34,683	33,260	44,807	349	405	10,374	12,626
25-49	572	641		18,210	20,092		548	630	105,649	87,621		544	591		29,214	26,495		235		8,254	
50-99	146	133	194	8,388	7,676	11,531	144	130	48,594	34,349	63,320	143	120	184	12,104	9,454	15,389	73	112	3,773	4,955
100-199	23	20	36	2,676	2,195	4,086	22	19	17,271	10,075	24,520	23	19	34	3,475	2,180	5,385	11	20	1,712	1,828
200 and over	5	3	2	1,280	1,515	550	5	3	7,565	13,548	2,575	4	3	2	1,280	1,500	433	3	2	430	125
Madison																					
Total	2,142	1,918	1,714	49,757	42,188	35,794	2,064	1,836	193,957	135,734	201,331	2,007	1,763	1,706	92,872	60,840	61,172	220	68	11,202	4,239
None							7	1	540	20		4	1		140	5		3		37	
Under 25	1,388	1,331	1,589	16,821	17,455	25,795	1,312	1,257	67,132	48,510	147,842	1,259	1,195	1,581	36,435	26,067	45,197	76	40	2,581	978
25-49	544	432		17,404	13,357		539	424	66,438	46,670		536	418		30,303	18,556		86		2,991	
50-99	166	126	95	10,075	7,311	5,529	163	125	39,060	28,250	27,698	165	120	95	15,974	10,772	9,362	32	17	1,948	1,064
100-199	39	24	24	4,263	2,715	2,725	38	24	17,887	8,419	15,709	38	24	24	7,620	3,360	3,118	23	11	3,645	2,197
200 and over	5	5	6	1,194	1,350	1,745	5	5	2,900	3,865	10,082	5	5	6	2,400	2,080	3,495				
Morehouse																					
Total	2,938	3,192	2,645	65,035	73,793	66,284	2,782	3,039	267,873	151,214	312,556	2,729	2,917	2,628	118,348	104,080	117,919	263	378	8,802	13,873
None							11	2	658	15	152	17	2	4	531	21	82				
Under 25	1,897	2,053	2,344	23,784	28,216	43,699	1,750	1,907	99,639	46,361	201,380	1,699	1,814	2,325	54,939	41,957	87,156	86	312	2,397	9,439
25-49	787	862		24,944	28,762		772	855	105,527	55,311		765	832		40,173	36,446		121		3,783	
50-99	233	241	242	13,667	14,260	14,559	228	239	48,846	34,730	67,497	228	233	241	19,290	18,229	20,370	47	48	1,828	2,178
100 and over	21	36	59	2,640	4,555	8,026	21	36	13,203	14,797	43,527	20	36	58	3,415	7,427	10,311	9	18	794	2,256
Natchitoches																					
Total	4,114	5,467	5,001	101,476	121,886	108,386	3,776	5,319	481,987	263,230	471,108	3,776	5,043	4,958	178,584	153,809	208,807	847	1,060	24,517	33,694
None							14	7	1,590	127	522	15	10	15	581	276	881	5	4	246	355
Under 25	2,412	3,578	4,641	33,095	50,196	81,926	2,148	3,431	168,884	92,946	330,933	2,116	3,196	4,583	66,462	66,893	169,058	345	906	7,565	25,575
25-49	1,338	1,530		42,545	46,964		1,270	1,524	201,847	105,006		1,291	1,492		72,950	59,171		367		9,900	
50-99	305	307	300	17,911	17,744	17,900	287	305	77,087	46,779	97,093	296	298	300	29,024	21,251	28,978	98	123	4,278	6,041
100-199	53	45	48	6,075	5,282	5,560	51	45	21,315	15,750	28,765	52	40	48	7,752	5,498	7,475	28	20	1,715	1,265
200 and over	6	7	12	1,850	1,700	3,000	6	7	11,214	2,622	13,795	6	7	12	1,815	720	2,415	4	7	813	458
Orleans																					
Total	74	148	75	3,062	5,994	3,523	67	121	38,896	27,882	18,401	68	133	69	4,762	9,420	4,611	10	6	2,255	856
None							1		144			2	2		99	36		2		99	
Under 25	31	81	56	443	1,081	1,309	26	57	4,076	3,954	6,975	24	74	50	960	1,979	1,785	2	2	70	201
25-49	26	30		869	982		23	28	9,515	3,949		25	25		1,193	1,549		1		40	
50-99	10	28	10	600	1,485	650	10	25	4,115	6,130	3,360	10	23	10	910	2,286	961		1		150
100-199	4	7	5	450	811	524	4	7	5,006	3,944	2,805	4	7	5	600	970	530	2	1	1,850	115
200 and over	3	4	4	700	1,635	1,040	3	4	18,040	9,925	5,261	3	2	4	1,000	2,600	1,335	3	2	196	390
Ouachita																					
Total	2,043	2,248	2,086	53,188	60,332	64,877	1,879	2,142	280,245	201,066	355,947	1,845	2,046	2,074	107,714	94,494	116,546	418	519	23,813	22,138
None							12	2	1,596	45	90	18	2	5	2,063	47	97	5	2	1,603	95
Under 25	1,179	1,296	1,733	15,894	18,607	33,700	1,059	1,214	82,440	52,281	192,884	1,016	1,134	1,718	37,726	29,956	68,334	158	406	4,636	11,696
25-49	661	716		20,720	22,397		618	698	107,422	65,200		616	686		38,003	32,237		180		5,919	
50-99	165	193	240	9,867	11,253	14,958	157	187	46,012	36,734	78,340	159	187	239	15,857	22,710	24,377	56	86	3,703	4,233
100-199	25	31	98	3,002	3,440	11,785	22	31	18,260	14,347	62,103	25	28	97	6,118	5,842	16,918	12	20	1,792	2,966
200 and over	13	12	15	3,705	4,635	4,434	11	10	24,515	32,459	22,530	11	9	15	7,967	3,702	6,820	7	5	6,160	3,148
Plaquemines																					
Total	447	103	205	10,519	4,545	14,916	424	99	43,628	14,236	85,951	418	99	203	25,000	8,760	78,538	47	43	2,636	65,082
None							5		371			5			350			1		50	
Under 25	281	38	125	3,305	689	2,319	261	37	15,038	2,616	12,737	255	37	124	11,492	1,565	4,819	21	12	1,247	840
25-49	121	48		3,814	1,430		114	47	15,190	5,175		117	47		8,569	3,220		17		851	
50-99	32	9	43	1,905	515	2,240	31	8	7,134	1,195	12,704	29	8	43	2,624	925	3,472	4	14	105	651
100 and over	13	8	37	1,495	1,911	10,357	13	7	5,895	5,250	60,510	12	7	36	1,965	3,050	70,247	4	17	383	63,611

COUNTY TABLE 1.—CHICKENS ON FARMS 1940, 1935, AND 1930; CHICKEN EGGS PRODUCED AND CHICKENS RAISED 1939, 1934, AND 1929; AND CHICKENS SOLD, 1939 AND 1929; CLASSIFIED BY NUMBER ON HAND—Continued

(Chickens on hand over 4 months old Apr. 1, 1940 and over 3 months old Jan. 1, 1935 and Apr. 1, 1930)

STATE OR COUNTY AND NUMBER OF CHICKENS ON HAND	CHICKENS ON HAND						CHICKEN EGGS PRODUCED					CHICKENS RAISED						CHICKENS SOLD			
	Farms reporting			Number			Farms reporting		Dozens			Farms reporting			Number			Farms reporting		Number	
	1940 (Apr.1)	1935 (Jan.1)	1930 (Apr.1)	1940 (Apr. 1)	1935 (Jan. 1)	1930 (Apr. 1)	1939	1934	1939	1934	1929	1939	1934	1929	1939	1934	1929	1939	1929	1939	1929
LOUISIANA—Con.																					
Pointe Coupee																					
Total	2,674	2,527	2,411	89,679	80,868	93,258	2,610	2,336	463,884	168,586	457,425	2,598	1,664	2,396	208,091	125,753	170,938	572	697	29,409	38,908
None	-----	-----	-----	-------	-------	-------	5	2	534	26	600	8	2	-----	10,589	55	-------	4	-----	8,230	-------
Under 25	1,239	1,288	1,778	17,498	16,603	35,450	1,195	1,158	89,046	30,385	169,199	1,177	853	1,764	61,511	26,508	82,510	165	413	4,706	13,710
25-49	850	699		27,567	22,582		829	667	139,074	43,189		833	453		63,732	35,319		210		6,626	
50-99	476	418	431	29,035	24,692	26,212	472	392	155,813	53,457	120,186	473	275	430	51,640	38,616	44,416	162	175	3,631	9,474
100-199	94	110	155	10,419	12,891	17,567	94	105	44,822	23,569	88,594	92	74	155	14,079	18,805	22,882	27	79	1,916	7,044
200-399	10	10	40	2,460	2,350	9,189	10	10	11,960	6,560	49,516	10	5	40	2,990	1,950	10,780	4	30	1,300	8,680
400 and over	5	2	7	2,700	1,750	4,840	5	2	22,635	11,400	29,330	5	2	7	3,550	4,500	10,350				
Rapides																					
Total	2,977	4,419	3,472	91,828	134,379	112,359	2,786	4,137	576,745	456,248	620,233	2,748	3,891	3,409	154,902	195,620	207,337	728	1,384	31,957	62,369
None	-----	-----	-----	-------	-------	-------	13	3	1,726	90	1,441	26	6	5	1,163	424	614	6	6	269	493
Under 25	1,538	2,330	2,852	21,723	33,449	59,829	1,375	2,096	136,313	105,067	334,949	1,333	1,934	2,789	44,782	55,022	126,100	257	1,010	8,109	34,092
25-49	938	1,431		29,819	45,527		908	1,391	189,514	144,477		898	1,338		48,067	65,914		254		7,553	
50-99	383	522	494	23,110	31,031	30,383	376	514	141,906	99,557	166,048	373	490	490	37,011	41,246	49,150	142	279	7,692	14,679
100-199	95	103	101	10,951	12,160	12,088	92	102	69,993	49,931	62,455	95	95	100	15,079	15,488	15,992	53	69	5,409	6,033
200-599	19	28	17	4,350	7,037	4,713	18	27	24,683	32,133	25,933	19	24	17	5,500	7,290	6,481	12	13	1,200	2,811
400 and over	4	5	8	1,875	5,175	5,346	4	4	12,610	24,993	29,407	4	4	8	3,300	10,236	9,000	4	7	1,725	4,261
Red River																					
Total	2,104	2,504	2,484	52,861	50,080	45,923	1,996	2,404	257,797	110,752	215,258	1,990	2,087	2,398	79,348	71,001	78,812	301	349	10,796	10,123
None	-----	-----	-----	-------	-------	-------	3	1	167	3	200	2	1	2	35	6	208	1	1	10	8
Under 25	1,347	1,792	2,382	19,432	23,820	38,922	1,251	1,702	80,735	44,360	179,665	1,255	1,413	2,296	32,003	34,271	68,360	105	319	3,069	8,059
25-49	577	604		17,911	18,507		565	594	88,751	45,629		559	571		27,381	26,911		144		3,773	
50-99	133	96	86	7,776	5,548	5,049	130	95	39,619	16,955	25,432	127	91	85	9,964	7,493	8,226	33	25	1,089	1,531
100-199	36	8	14	3,935	980	1,527	36	8	18,436	1,490	7,583	36	8	13	5,400	1,510	1,468	14	2	1,055	250
200 and over	11	4	2	3,807	1,225	425	11	4	30,089	2,315	2,378	11	3	2	4,565	810	550	4	2	1,800	275
Richland																					
Total	4,127	4,240	3,608	107,169	108,816	81,849	3,875	4,067	517,875	245,366	373,450	3,741	3,753	3,570	210,629	158,692	162,303	450	629	17,356	23,112
None	-----	-----	-----	-------	-------	-------	7	2	237	40	464	11	2	14	324	20	305	4	3	221	67
Under 25	2,277	2,337	3,333	30,881	32,860	63,309	2,068	2,195	141,245	66,919	277,468	1,934	1,976	3,282	68,903	52,510	131,127	130	513	3,764	16,291
25-49	1,379	1,446		44,810	45,691		1,339	1,424	223,227	106,226		1,334	1,350		89,741	68,576		222		8,096	
50-99	416	401	241	24,565	23,609	14,063	407	393	118,931	57,381	70,351	407	374	241	42,362	30,571	25,311	82	98	4,260	5,491
100-199	49	52	30	5,609	5,806	3,267	48	50	27,590	13,120	17,965	49	47	29	7,399	5,890	4,925	12	15	1,015	1,263
200 and over	6	4	4	1,304	850	1,210	6	3	6,645	1,680	7,202	6	4	4	1,900	1,125	635				
Sabine																					
Total	2,315	3,085	2,470	64,734	76,320	67,180	2,240	2,954	386,765	273,285	362,812	2,169	2,354	2,449	101,767	80,815	106,017	710	827	20,660	28,778
None	-----	-----	-----	-------	-------	-------	6	1	708	36	650	5	-----	3	422	-------	160	5	3	405	72
Under 25	1,094	1,717	2,174	16,966	25,498	47,341	1,034	1,608	110,879	82,361	256,833	975	1,215	2,152	31,079	29,015	79,624	237	665	5,132	18,863
25-49	940	1,113		30,154	34,909		925	1,096	186,093	126,942		915	925		46,031	37,582		327		8,827	
50-99	255	233	258	14,592	13,318	15,069	249	227	70,977	52,130	80,012	248	198	256	20,775	13,012	18,027	121	125	4,884	5,032
100 and over	26	22	38	3,022	2,595	4,770	26	22	18,108	11,816	25,317	26	16	38	3,460	1,206	8,206	20	34	1,412	4,811

St. Bernard																				
Total	64	196	76	2,013	6,790	2,594	62	195	6,479	27,846	14,320	55	167	72	2,810	9,506	4,486	8	15	727	1,480
None							2		98			3	1		74	50					
Under 25	35	131	63	503	1,688	1,182	32	131	1,605	6,822	5,917	23	109	59	507	2,481	2,039	1	8	20	124
25-49	13	38		400	1,157		12	38	1,210	4,738		13	33		384	1,724		1		20	
50 and over	16	27	13	1,110	3,945	1,412	16	26	3,566	16,286	8,403	16	24	13	1,845	5,251	2,447	6	7	687	1,356
St. Charles																					
Total	225	247	142	12,486	10,631	10,118	205	205	62,804	33,288	52,623	203	159	142	17,620	15,386	13,323	50	60	3,571	3,752
None							2		553			4		1	275		25	2		170	
Under 25	82	131	52	1,065	1,747	1,261	66	104	3,719	1,911	6,222	64	66	52	2,271	2,091	2,960	6	9	434	453
25-49	52	55		1,748	1,781		50	43	7,576	3,706		47	38		2,836	2,285		6		275	
50-99	47	43	54	2,953	2,600	3,157	43	41	13,780	9,373	15,878	44	40	54	4,416	4,385	4,598	15	21	608	912
100-199	34	11	26	4,050	1,325	2,750	34	11	21,848	4,217	16,213	34	10	26	4,690	2,025	2,940	15	22	769	969
200 and over	10	7	10	2,670	3,178	2,950	10	6	15,328	14,081	14,310	10	5	9	3,132	4,600	2,800	6	8	1,315	1,418
St. Helena																					
Total	1,571	1,462	1,260	34,665	32,454	29,724	1,534	1,355	163,843	81,126	142,836	1,498	1,306	1,261	63,558	42,712	51,171	584	575	12,829	14,897
None							27	4	789	76	525	27	4	3	596	133	79	10	2	225	20
Under 25	1,021	926	1,148	13,445	12,063	22,513	968	831	64,550	27,603	105,817	934	789	1,146	31,045	19,726	41,657	325	504	6,177	11,632
25-49	424	419		13,275	13,029		413	405	61,806	34,743		412	400		21,691	15,632		187		4,501	
50-99	119	108	103	7,020	6,337	6,101	119	106	32,450	16,204	30,258	118	104	103	9,326	5,991	8,620	62	69	1,926	3,245
100 and over	7	9	9	925	1,025	1,110	7	9	4,248	2,500	6,236	7	9	9	900	1,230	815				
St. James																					
Total	348	595	248	21,668	20,981	19,234	339	585	80,517	98,494	97,262	346	560	248	41,073	48,805	32,849	28	73	3,170	6,214
None							1	2	370	2,850	18	6	2	1	500	186	25	2		32	
Under 25	79	275	100	1,189	3,958	2,735	75	251	5,628	15,642	11,345	75	249	100	4,089	11,412	7,255	5	13	223	538
25-49	125	208		4,096	6,590		120	202	15,067	26,304		122	200		10,199	15,779		6		440	
50-99	96	82	86	5,673	4,999	5,391	95	81	18,471	26,010	25,755	95	80	85	11,294	10,128	10,080	9	30	385	2,021
100-199	32	22	40	3,825	2,714	4,838	32	21	9,917	10,108	23,339	32	21	40	5,356	5,065	7,102	3	17	59	1,215
200-399	11	5	18	2,585	1,300	3,920	11	5	10,064	7,640	19,605	11	5	18	2,935	2,385	5,237	2	10	31	1,140
400-799	2	3	(1)	1,000	1,420	(1)	2	3	6,800	9,940	(1)	2	3	(1)	2,000	3,850	(1)	-----	(1)	-----	(1)
800 and over	3	-----	(1)	3,300	-----	(1)	3	-----	14,200	-----	(1)	3	-----	(1)	4,700	-----	(1)	1	(1)	2,000	(1)
400-699	2	3	3	1,000	1,420	1,350	2	3	6,800	9,940	9,200	2	3	3	2,000	3,850	2,150	-----	2	-----	500
700 and over	3	-----	1	3,300	-----	1,000	3	-----	14,200	-----	8,000	3	-----	1	4,700	-----	1,000	1	1	2,000	800
St. John the Baptist																					
Total	138	269	116	5,797	11,887	6,815	132	240	20,801	45,911	44,776	138	229	113	9,980	15,878	11,685	15	15	785	2,135
None							11		603		30	14		1	648		50				
Under 25	44	117	60	629	1,611	1,309	37	97	1,629	3,155	6,483	34	88	58	1,465	2,429	3,365	1	8	50	275
25-49	60	90		1,935	2,927		53	85	4,775	8,554		57	82		3,182	4,012		9		245	
50-99	22	39	44	1,345	2,289	2,621	19	37	4,873	7,707	14,278	22	37	42	2,515	3,022	3,745				
100-199	9	15	6	1,108	1,730	715	9	14	4,621	4,220	4,030	8	15	6	1,300	2,240	1,015	5	7	490	1,860
200 and over	3	8	6	780	3,330	2,170	3	7	4,300	22,275	19,955	3	7	6	870	4,175	3,510				
St. Landry																					
Total	7,435	7,193	6,754	257,743	248,662	250,002	7,084	6,995	1,549,848	635,642	1,404,967	7,047	6,852	6,739	520,637	408,127	414,593	2,747	1,658	61,026	51,518
None							18	2	3,687	72	2,695	17	2	19	885	80	523	10	3	501	100
Under 25	2,916	2,988	4,922	40,137	42,029	110,039	2,647	2,819	234,084	82,526	676,881	2,614	2,720	4,894	108,945	87,161	220,240	644	1,039	8,581	24,132
25-49	2,736	2,493		90,962	80,540		2,659	2,469	575,638	194,426		2,661	2,417		191,955	139,472		1,221		23,241	
50-99	1,474	1,373	1,459	88,006	82,782	88,498	1,456	1,369	528,696	231,828	491,284	1,448	1,358	1,454	158,833	127,081	132,180	711	475	19,614	15,881
100-199	282	307	317	31,258	35,201	36,201	277	305	164,805	96,065	158,690	280	303	316	49,479	43,783	42,086	143	114	6,525	6,202
200 and over	27	32	56	7,380	8,110	15,264	27	31	42,938	30,725	75,417	27	32	56	10,540	10,550	19,564	18	27	2,564	5,203
St. Martin																					
Total	2,196	2,298	1,920	90,942	83,026	78,935	2,171	2,241	457,622	151,171	363,738	2,153	2,220	1,912	200,862	163,955	149,582	321	596	8,674	15,225
None							28		5,170			29			2,856			5		200	
Under 25	724	870	1,317	10,751	12,953	32,399	692	819	76,384	32,420	141,931	682	810	1,311	36,370	39,922	75,731	64	360	881	6,618
25-49	725	875		23,844	28,810		715	871	133,150	55,695		709	864		58,405	71,707		104		2,135	

[1] Comparison with later censuses may be found in groups below beginning with 400-699.

COUNTY TABLE 1.—CHICKENS ON FARMS 1940, 1935, AND 1930; CHICKEN EGGS PRODUCED AND CHICKENS RAISED 1939, 1934, AND 1929; AND CHICKENS SOLD, 1939 AND 1929; CLASSIFIED BY NUMBER ON HAND—Continued

(Chickens on hand over 4 months old Apr. 1, 1940 and over 3 months old Jan. 1, 1935 and Apr. 1, 1930)

STATE OR COUNTY AND NUMBER OF CHICKENS ON HAND	CHICKENS ON HAND						CHICKEN EGGS PRODUCED					CHICKENS RAISED						CHICKENS SOLD			
	Farms reporting			Number			Farms reporting		Dozens			Farms reporting			Number			Farms reporting		Number	
	1940 (Apr. 1)	1935 (Jan. 1)	1930 (Apr. 1)	1940 (Apr. 1)	1935 (Jan. 1)	1930 (Apr. 1)	1939	1934	1939	1934	1929	1939	1934	1929	1939	1934	1929	1939	1929	1939	1929
LOUISIANA—Con.																					
St. Martin—Con.																					
50-99	601	473	461	36,672	30,316	27,673	593	472	172,651	42,941	124,570	588	467	459	72,703	41,769	49,060	117	162	3,888	5,240
100-199	126	66	125	14,178	7,331	14,233	123	65	47,812	10,478	70,952	125	65	125	22,963	6,854	20,051	28	62	1,426	2,397
200 and over	20	14	17	5,497	3,616	4,630	20	14	22,455	9,637	26,285	20	14	17	7,565	3,725	4,740	3	12	144	970
St. Mary																					
Total	327	415	445	19,264	21,155	30,640	295	387	78,883	98,427	156,576	303	361	441	31,342	37,656	43,258	71	180	3,969	9,982
None	—	—	—	—	—	—	2	5	83	742	1,370	2	6	3	77	359	355	—	2	—	115
Under 25	105	170	188	1,254	2,020	4,652	76	143	4,012	13,726	23,105	88	133	181	3,428	6,671	9,496	18	37	457	1,026
25-49	83	91		2,806	2,931		80	87	11,288	15,112		78	79		5,536	7,017		17		528	
50-99	80	89	156	4,904	5,189	10,105	78	88	19,590	24,233	50,670	76	83	156	9,048	9,933	15,072	24	71	1,824	3,374
100-199	40	45	74	4,825	5,470	9,183	40	44	19,720	21,147	46,660	40	42	74	6,583	7,221	10,610	8	51	635	3,527
200-399	16	17	25	3,850	4,205	5,800	16	17	18,390	14,885	29,923	16	16	25	4,760	5,235	6,875	4	19	525	1,940
400 and over	3	3	2	1,625	1,340	900	3	3	5,800	8,582	4,848	3	2	2	1,910	1,200	850				
St. Tammany																					
Total	1,075	1,409	1,033	33,700	37,985	44,763	1,014	1,333	153,419	148,815	269,588	928	1,207	1,021	88,228	59,328	84,668	253	457	46,942	56,266
None	—	—	—	—	—	—	4	1	1,025	90	455	12	2	3	31,901	112	974	8	2	30,648	340
Under 25	637	879	809	9,381	12,613	18,049	582	814	34,801	43,022	113,027	506	710	798	17,341	21,819	38,582	112	367	3,754	15,190
25-49	288	381		9,070	11,898		282	376	37,512	41,921		266	359		14,485	19,927		75		3,188	
50-99	110	114	148	6,417	6,876	8,700	109	108	29,307	23,619	49,174	105	105	146	10,671	9,928	14,961	44	47	4,159	4,855
100-199	26	22	45	3,097	2,684	5,553	23	21	15,284	10,270	30,226	25	21	44	3,715	4,717	15,064	8	18	1,323	6,389
200-399	10	10	22	2,685	2,314	5,549	10	10	10,880	13,643	32,386	10	8	22	4,515	2,005	8,587	4	16	1,460	4,812
400 and over	4	3	9	3,050	1,600	6,912	4	3	24,610	16,250	44,320	4	2	8	5,600	820	6,500	4	7	2,410	4,700
Tangipahoa																					
Total	3,445	3,763	2,750	77,764	84,053	84,704	3,232	3,505	379,060	287,890	471,760	3,075	3,367	2,752	120,593	137,951	121,749	545	378	19,048	28,321
None	—	—	—	—	—	—	38	9	3,144	88	1,474	57	13	34	2,064	303	619	12	5	310	161
Under 25	2,293	2,507	2,318	28,745	30,898	46,501	2,068	2,282	122,057	104,515	276,952	1,927	2,156	2,294	54,040	63,075	76,177	258	231	7,594	16,031
25-49	836	938		26,192	29,692		816	904	126,380	95,193		781	894		36,219	44,265		160		4,608	
50-99	262	266	322	15,597	15,634	19,367	256	260	83,258	56,393	107,245	256	254	318	19,846	21,623	24,762	93	92	4,384	3,690
100-199	49	42	85	5,680	4,855	10,281	49	40	29,129	16,706	51,351	49	40	83	6,524	5,722	11,686	19	38	1,777	3,334
200 and over	5	10	25	1,550	2,974	8,555	5	10	15,092	14,995	34,738	5	10	23	1,900	2,963	8,505	3	12	375	5,105
Tensas																					
Total	1,677	2,159	1,347	37,466	42,533	25,452	1,506	2,051	147,983	110,046	87,445	1,483	1,756	1,319	64,630	58,083	42,425	95	121	3,717	5,620
None	—	—	—	—	—	—	8	1	925	10	25	16	3	1	440	47	24	2	1	7	24
Under 25	1,133	1,627	1,258	14,532	19,866	18,766	988	1,541	49,468	50,318	61,922	954	1,267	1,233	24,764	27,565	31,522	28	92	815	3,390
25-49	421	384		13,092	11,924		390	366	52,751	28,588		394	343		22,762	16,267		47		1,908	
50-99	95	119	70	5,729	7,068	4,316	92	114	26,129	20,309	16,489	91	114	66	9,511	10,250	7,133	14	21	572	1,305
100-199	24	23	17	2,800	2,475	1,955	24	23	12,510	8,813	7,709	24	23	17	4,503	2,967	2,926	4	7	415	901
200 and over	4	6	2	1,313	1,200	415	4	6	6,200	2,008	1,300	4	6	2	2,650	987	820				
Terrebonne																					
Total	825	1,002	574	48,522	45,953	42,932	752	933	224,002	163,639	221,853	765	890	569	74,572	77,458	52,472	182	274	15,062	16,015
None	—	—	—	—	—	—	4	—	475	—	—	6	2	1	989	71	25	2	1	312	5
Under 25	214	361	189	2,942	5,083	4,982	169	315	14,050	13,181	28,590	178	292	184	7,390	14,295	11,064	32	52	868	3,349
25-49	203	283		6,625	9,384		184	267	33,150	27,415		183	253		15,754	17,090		32		5,451	

50-99	242	228	218	15,500	13,613	13,944	233	223	76,175	53,602	71,768	235	218	217	21,654	25,007	18,886	58	111	3,048	4,828
100-199	142	107	149	16,355	12,273	19,381	138	107	66,991	49,881	96,962	139	104	149	18,935	17,545	18,422	47	96	2,163	6,023
200-399	19	22	16	4,400	5,200	3,525	19	20	18,921	17,560	18,553	19	20	16	5,500	4,950	3,555	8	13	1,405	1,760
400 and over	5	1	2	2,700	400	1,100	5	1	14,240	2,000	5,960	5	1	2	4,350	500	520	3	1	1,815	50
Union																					
Total	2,940	3,122	2,721	94,336	84,586	79,994	2,874	3,052	521,157	289,658	456,147	2,792	3,029	2,708	184,641	127,982	146,007	1,370	1,029	60,067	35,324
None	-----	-----	-----	-------	-------	-------	5	1	717	40	60	1	2	2	80	55	157	3	1	92	5
Under 25	918	1,509	2,339	14,841	22,834	54,913	878	1,455	76,266	80,673	324,468	841	1,437	2,326	35,298	41,689	110,619	289	809	8,960	25,054
25-49	1,511	1,290		46,014	39,886		1,486	1,275	257,762	138,982		1,449	1,268		109,282	61,890		846		39,259	
50-99	460	288	346	26,079	16,936	20,432	454	286	128,379	55,655	102,237	450	287	344	31,522	21,520	29,993	199	200	8,946	8,855
100-199	45	32	33	5,122	3,430	3,749	45	32	25,995	11,821	21,622	45	32	33	6,209	2,755	4,358	27	17	1,580	1,020
200-399	3	-----	2	630	-------	400	3	-----	6,963	-------	2,260	3	-----	2	1,050	-------	500	3	1	600	150
400 and over	3	3	1	1,650	1,500	500	3	3	25,075	2,487	5,500	3	3	1	1,200	295	400	3	1	650	260
Vermilion																					
Total	3,246	3,717	3,508	170,418	205,539	200,419	3,191	3,669	1,055,094	758,069	1,379,808	3,194	3,530	3,490	309,549	305,140	311,820	1,905	1,204	59,749	51,295
None	-----	-----	-----	-------	-------	-------	8	5	966	1,884	1,175	9	5	6	412	235	252	7	-----	177	-------
Under 25	583	678	1,759	9,270	10,509	47,816	548	634	71,065	44,144	395,850	550	560	1,746	27,717	28,017	99,270	257	585	5,781	18,296
25-49	1,082	1,217		36,101	41,151		1,067	1,214	230,596	148,250		1,065	1,183		78,510	74,593		614		15,067	
50-99	1,118	1,255	1,174	66,712	77,545	71,001	1,106	1,250	398,468	292,270	530,732	1,111	1,226	1,166	120,557	114,409	116,858	739	393	22,396	17,242
100-199	415	486	464	47,495	57,364	54,419	414	485	273,710	204,538	298,300	411	479	461	68,843	69,631	69,060	279	174	15,773	9,855
200 and over	48	81	111	10,840	18,970	27,183	48	81	60,289	66,983	153,751	50	77	111	15,530	18,255	26,380	27	52	2,555	5,920
Vernon																					
Total	1,800	2,243	1,678	51,706	49,594	49,029	1,673	2,104	377,008	195,727	269,001	1,673	1,985	1,679	94,603	71,743	89,946	654	609	28,593	28,000
None	-----	-----	-----	-------	-------	-------	6	2	1,532	111	130	7	4	3	1,456	75	260	7	3	1,526	840
Under 25	1,007	1,511	1,461	15,418	22,519	33,236	913	1,388	115,161	79,560	186,033	911	1,285	1,459	35,215	56,942	62,387	279	487	8,757	16,345
25-49	604	639		19,166	19,660		572	623	133,397	70,872		579	610		33,466	27,307		240		8,627	
50-99	141	84	192	8,581	4,635	11,088	134	82	57,635	18,854	56,979	128	80	192	12,422	5,054	16,774	76	102	4,021	6,012
100-199	35	6	16	4,676	710	1,900	35	6	32,422	3,600	10,565	35	6	16	5,848	585	2,475	23	9	2,791	507
200 and over	13	3	9	3,865	2,070	2,805	13	3	36,861	22,730	15,294	13	2	9	6,196	1,800	8,050	9	8	2,871	4,296
Washington																					
Total	3,022	2,796	2,278	87,429	80,639	80,056	2,877	2,747	502,254	248,587	439,566	2,800	2,577	2,270	147,998	106,729	151,111	1,529	1,326	51,247	45,504
None	-----	-----	-----	-------	-------	-------	4	5	455	698	1,460	3	7	7	175	401	689	4	5	119	384
Under 25	1,520	1,375	1,746	21,538	20,506	38,730	1,407	1,347	115,651	47,688	216,955	1,337	1,192	1,735	45,886	33,052	71,082	501	943	12,651	24,821
25-49	1,138	1,036		36,255	33,282		1,107	1,015	200,084	91,193		1,102	1,007		58,332	45,442		575		18,608	
50-99	305	343	428	17,883	20,043	24,757	300	338	98,085	65,946	128,510	299	331	427	26,174	22,258	31,262	202	291	9,343	10,221
100-199	41	33	83	5,103	3,853	9,924	41	33	26,714	20,887	51,750	41	31	82	5,706	2,861	12,308	31	88	2,444	5,733
200-399	11	7	16	2,700	1,825	3,725	11	7	19,950	13,610	19,472	11	7	16	3,575	1,775	13,470	9	14	1,716	2,410
400 and over	7	2	5	3,950	1,150	2,900	7	2	41,315	8,365	21,419	7	2	5	8,150	940	2,300	7	5	6,368	1,735
Webster																					
Total	2,567	3,470	3,000	70,384	86,453	74,437	2,381	3,386	346,342	242,201	396,774	2,426	3,269	2,944	147,887	120,277	157,487	687	807	31,599	28,781
None	-----	-----	-----	-------	-------	-------	1	-----	150	-------	-------	3	-----	-----	103	-------	-------	-----	-----	-------	-------
Under 25	1,311	1,991	2,723	18,690	27,118	55,694	1,170	1,912	92,758	65,007	290,067	1,189	1,807	2,868	47,793	42,730	108,554	226	657	7,456	19,201
25-49	938	1,128		29,808	36,436		905	1,123	145,892	105,944		921	1,114		63,712	49,856		508		12,895	
50-99	269	325	250	15,982	19,309	15,102	257	325	71,917	57,166	85,546	286	322	249	26,029	23,528	24,599	125	155	6,533	6,106
100-199	46	22	23	5,154	2,390	2,691	45	22	27,892	8,076	16,021	44	22	23	8,150	2,565	5,614	28	15	4,715	1,474
200 and over	3	4	4	750	1,200	950	3	4	7,735	6,008	5,140	3	4	4	2,100	2,000	720				
West Baton Rouge																					
Total	435	426	311	15,830	12,226	12,514	414	420	56,776	31,894	62,426	406	330	312	22,188	13,980	22,410	70	160	2,066	10,345
None	-----	-----	-----	-------	-------	-------	5	1	112	130	975	5	2	2	208	125	375	2	1	17	100
Under 25	186	236	222	2,553	3,018	4,974	170	229	8,348	6,253	24,542	165	157	221	4,792	3,456	10,756	21	105	457	4,613
25-49	138	118		4,603	3,766		132	118	15,035	9,183		131	103		6,204	4,088		24		696	
50-99	86	59	65	5,295	3,702	3,895	82	59	21,101	11,595	19,232	82	55	65	7,523	4,373	5,864	15	39	463	2,587
100-199	21	11	19	2,379	1,340	2,095	21	11	8,405	4,433	11,452	21	11	19	2,391	1,730	3,190	8	17	453	3,045
200 and over	4	2	5	1,000	400	1,550	4	2	3,775	520	6,225	4	2	5	1,050	250	2,225				

COUNTY TABLE 1.—CHICKENS ON FARMS 1940, 1935, AND 1930; CHICKEN EGGS PRODUCED AND CHICKENS RAISED 1939, 1934, AND 1929; AND CHICKENS SOLD, 1939 AND 1929; CLASSIFIED BY NUMBER ON HAND—Continued

(Chickens on hand over 4 months old Apr. 1, 1940 and over 3 months old Jan. 1, 1935 and Apr. 1, 1930)

STATE OR COUNTY AND NUMBER OF CHICKENS ON HAND	CHICKENS ON HAND						CHICKEN EGGS PRODUCED					CHICKENS RAISED						CHICKENS SOLD			
	Farms reporting			Number			Farms reporting		Dozens			Farms reporting			Number			Farms reporting		Number	
	1940 (Apr. 1)	1935 (Jan. 1)	1930 (Apr. 1)	1940 (Apr. 1)	1935 (Jan. 1)	1930 (Apr. 1)	1939	1934	1939	1934	1929	1939	1934	1929	1939	1934	1929	1939	1929	1939	1929
LOUISIANA—Con.																					
West Carroll																					
Total	2,860	2,673	1,708	87,358	73,918	46,797	2,574	2,572	525,269	204,565	307,921	2,623	2,479	1,645	147,155	93,145	81,242	760	357	23,373	12,950
None	----	----	----	----	----	----	7	----	1,080	----	30	8	----	1	525	----	10	5	----	122	----
Under 25	1,221	1,252	1,520	18,083	18,527	33,498	1,009	1,170	107,492	48,252	232,573	1,043	1,089	1,458	37,610	27,026	64,429	205	283	5,017	9,534
25-49	1,197	1,126		38,914	35,945		1,130	1,113	225,146	103,571		1,138	1,102		64,138	45,767		375		8,862	
50-99	383	260	162	22,755	15,087	9,583	369	256	139,111	41,907	53,218	375	255	160	35,010	16,177	13,093	145	59	6,803	2,240
100-199	52	31	21	6,006	3,509	2,333	52	30	39,555	9,360	13,240	52	29	21	7,792	3,130	2,585	25	11	1,244	774
200 and over	7	4	5	1,600	850	1,383	7	3	12,885	1,475	8,860	7	4	5	2,080	1,045	1,125	5	4	1,325	402
West Feliciana																					
Total	1,183	1,306	1,298	27,949	26,070	31,788	1,136	1,281	113,463	67,784	193,047	1,108	961	1,284	57,059	32,914	64,671	537	636	18,414	23,581
None	----	----	----	----	----	----	3	2	65	56	----	3	3	1	144	162	60	1	1	25	40
Under 25	781	1,011	1,175	10,363	11,471	20,918	736	990	38,770	23,412	131,865	710	713	1,161	24,445	17,047	46,783	304	568	5,969	16,857
25-49	289	198		9,273	6,072		284	194	35,745	13,591		282	168		17,637	7,968		165		5,683	
50-99	98	80	97	5,788	4,662	5,610	98	78	24,255	14,325	28,112	98	64	97	10,121	5,566	10,303	58	54	4,388	2,812
100 and over	15	17	26	2,525	3,865	5,260	15	17	14,628	16,400	33,070	15	13	25	4,712	2,171	7,525	9	13	2,349	3,872
Winn																					
Total	1,570	1,928	1,462	42,064	48,110	38,697	1,514	1,918	246,166	215,426	208,969	1,444	1,675	1,455	67,934	56,763	59,406	505	546	14,494	19,255
None	----	----	----	----	----	----	3	2	340	220	25	2	2	1	65	45	24	2	----	70	----
Under 25	831	1,051	1,309	12,921	16,173	28,245	791	1,041	79,512	68,820	153,424	730	860	1,301	24,854	20,997	44,958	208	455	4,350	12,355
25-49	607	737		19,337	23,002		593	735	105,181	103,712		586	676		29,855	26,034		231		6,422	
50-99	112	132	135	6,614	7,460	7,875	108	132	36,393	32,828	41,056	106	130	135	8,745	8,509	11,463	47	79	1,815	5,306
100-199	14	4	15	1,662	535	1,792	14	4	13,665	824	9,564	14	3	15	2,235	228	1,811	13	9	1,277	719
200 and over	6	4	3	1,530	940	785	5	4	11,075	9,022	4,900	6	4	3	2,180	950	1,150	4	3	560	875
MAINE																					
Total	20,127	27,619	27,342	1,542,092	1,518,665	1,451,035	18,993	25,663	16,044,548	12,844,018	13,737,577	17,327	22,272	26,674	3,792,527	3,082,961	3,238,007	8,777	14,457	2,522,546	1,845,441
None	----	----	----	----	----	----	830	416	783,388	157,296	129,199	1,104	355	489	384,548	62,399	76,593	844	484	345,926	67,442
Under 25	9,384	12,749	20,266	127,837	177,837	467,830	8,040	11,097	1,113,952	1,410,830	4,283,878	6,643	9,354	19,284	269,668	230,641	816,538	1,753	8,152	129,701	334,539
25-49	5,576	8,419		184,498	272,621		5,181	7,915	1,476,138	2,065,269		4,798	6,904		326,182	371,204		2,256		132,384	
50-99	2,245	3,460	4,025	142,387	214,226	253,393	2,125	3,324	1,296,666	1,712,118	2,307,680	2,006	2,973	3,914	286,994	347,061	475,427	1,444	3,059	151,064	257,447
100-199	1,329	1,566	1,820	170,642	199,267	232,400	1,260	1,510	1,653,067	1,643,799	2,133,278	1,236	1,359	1,773	385,191	394,228	505,122	1,049	1,623	228,971	307,640
200-399	787	838	800	208,399	215,485	204,689	758	824	2,260,123	1,932,118	1,970,749	751	772	788	517,582	499,102	593,781	674	733	330,524	358,023
400-799	517	405	(1)	275,200	206,674	(1)	511	397	3,081,607	1,865,007	(1)	502	383	(1)	653,238	540,088	(1)	484	(1)	470,029	(1)
800-1599	220	150	(1)	230,426	153,859	(1)	219	148	2,534,435	1,485,577	(1)	219	141	(1)	595,484	409,038	(1)	208	(1)	445,260	(1)
1600-3199	56	28	(1)	128,225	56,896	(1)	56	28	1,235,694	441,587	(1)	56	27	(1)	253,750	183,200	(1)	54	(1)	201,387	(1)
3200 and over	13	4	(1)	74,478	21,800	(1)	13	4	609,478	130,417	(1)	12	4	(1)	119,890	46,000	(1)	11	(1)	87,300	(1)
400-699	440	367	293	219,654	179,479	141,120	434	359	2,462,669	1,607,318	1,437,715	426	345	288	506,036	469,288	369,942	411	276	362,989	250,566
700-999	170	100	87	133,955	80,098	68,973	169	99	1,491,780	757,535	688,382	169	96	87	351,830	202,798	214,694	162	81	260,621	145,163
1000-2499	161	111	45	219,142	143,717	61,330	161	110	2,370,985	1,313,769	593,485	160	105	45	545,006	417,440	164,510	152	45	415,491	111,246
2500 and over	35	9	6	135,578	35,935	21,300	35	9	1,135,780	243,966	193,211	34	9	6	219,490	88,800	21,400	32	4	164,875	13,375

Androscoggin																				
Total	1,107	1,344	1,541	92,560	84,339	79,755	1,058	1,127	968,203	708,409	735,799	958	1,018	1,536	205,984	158,760	182,041	463	878	131,774	105,358
None	———	———	———	———	———	———	31	17	37,680	3,242	8,991	45	50	25	24,679	3,818	4,140	41	36	23,136	4,148
Under 25	490	531	1,085	6,299	7,057	24,584	440	386	73,258	45,359	236,992	370	307	1,060	17,228	7,740	49,814	83	450	8,304	22,679
25-49	258	400		8,448	12,893		243	333	74,273	90,474		215	298		17,693	15,941		91		8,667	
50-99	161	212	259	10,022	13,075	16,485	153	196	101,186	108,970	150,489	143	182	256	18,227	27,966	35,330	100	205	8,107	18,553
100-199	97	106	133	12,215	13,425	17,342	95	100	125,763	87,264	145,435	92	93	131	28,360	24,935	38,021	68	124	16,021	22,258
200-399	53	60	48	13,142	15,621	11,679	50	60	134,373	159,281	99,241	49	55	48	21,977	31,035	32,959	42	47	12,302	22,828
400-799	31	27	(1)	17,227	13,674	(1)	29	27	157,915	129,121	(1)	29	26	(1)	38,780	29,825	(1)	25	(1)	25,621	(1)
800-1599	12	8	(1)	12,607	8,594	(1)	12	8	137,355	84,698	(1)	11	7	(1)	30,340	17,500	(1)	10	(1)	23,216	(1)
1600 and over	5	———	(1)	12,600	———	(1)	5	———	126,400	———	(1)	4	———	(1)	8,700	———	(1)	3	(1)	6,400	(1)
400-699	25	23	13	12,870	10,874	5,715	23	23	113,447	109,891	52,451	23	22	13	21,780	22,925	16,277	19	13	12,848	11,225
700-999	9	7	1	6,927	5,494	950	9	7	76,268	46,240	9,600	9	7	1	25,400	12,400	2,000	9	1	19,173	1,500
1000 and over	14	5	2	22,637	5,900	3,000	14	5	231,955	57,688	32,600	12	4	2	30,640	12,000	3,500	10	2	23,216	2,167
Aroostook																				
Total	4,017	5,354	5,110	122,364	161,038	140,114	3,844	5,164	1,005,338	1,073,860	1,011,740	3,563	4,572	5,051	216,076	199,927	197,074	1,208	1,592	68,663	45,467
None	———	———	———	———	———	———	84	42	19,797	6,357	2,685	128	37	31	9,593	1,548	1,127	59	16	6,953	602
Under 25	1,850	2,331	4,655	28,570	36,668	108,804	1,687	2,170	215,043	259,368	796,307	1,448	1,914	4,566	46,131	44,316	155,403	321	1,339	7,257	29,162
25-49	1,730	2,334		56,267	76,076		1,654	2,280	400,475	517,435		1,577	2,008		84,076	97,327		580		16,770	
50-99	353	603	407	20,934	34,935	23,575	337	589	148,408	220,023	161,118	334	537	406	31,597	38,759	29,576	183	211	9,622	8,945
100-199	64	72	32	7,688	8,486	3,765	62	71	62,417	55,425	23,900	56	64	32	15,220	10,106	4,889	46	16	8,010	1,445
200-399	12	11	15	2,760	3,143	3,520	12	10	30,749	13,286	22,255	12	10	15	6,859	6,471	7,079	11	9	3,754	4,815
400 and over	8	3	(1)	6,145	1,730	(1)	8	2	128,449	1,966	(1)	8	2	(1)	22,600	1,400	(1)	8	(1)	16,297	(1)
400-699	5	3	1	2,620	1,730	450	5	2	25,633	1,966	5,475	5	2	1	8,400	1,400	1,000	5	1	4,731	500
700 and over	3	———	———	3,525	———	———	3	———	102,816	———	———	3	———	———	14,200	———	———	3	———	11,566	———
Cumberland																				
Total	1,502	1,929	1,620	193,463	173,850	157,378	1,405	1,799	2,185,007	1,406,774	1,522,297	1,274	1,317	1,575	534,095	398,248	440,536	847	1,085	402,523	253,282
None	———	———	———	———	———	———	96	35	95,405	11,160	10,499	121	14	27	60,242	6,601	3,453	113	24	53,737	3,319
Under 25	592	697	836	7,817	9,683	21,262	478	596	88,202	70,828	221,223	343	398	781	24,565	13,995	39,316	115	375	24,322	18,940
25-49	324	490		10,910	16,087		285	448	100,278	115,060		265	303		28,765	26,116		148		16,371	
50-99	183	294	366	11,981	18,243	23,812	167	284	131,527	151,070	224,937	161	224	359	34,678	30,106	52,065	122	299	25,216	28,738
100-199	166	224	228	21,614	28,686	28,874	150	216	233,335	211,101	289,410	157	180	222	51,253	52,215	65,854	133	207	29,586	39,681
200-399	105	132	131	27,140	34,058	34,210	98	130	335,693	303,700	328,207	98	116	128	71,295	78,020	177,971	88	126	43,913	95,761
400-799	84	66	(1)	44,419	34,270	(1)	83	65	550,152	289,079	(1)	81	58	(1)	111,147	88,195	(1)	82	(1)	87,051	(1)
800-1599	37	20	(1)	39,332	20,525	(1)	37	19	402,468	168,904	(1)	37	19	(1)	95,150	74,900	(1)	36	(1)	72,602	(1)
1600 and over	11	6	(1)	30,250	12,300	(1)	11	6	247,947	85,872	(1)	11	5	(1)	57,000	28,100	(1)	10	(1)	49,725	(1)
400-699	72	60	42	35,688	29,970	19,993	71	59	430,946	257,909	201,345	69	52	41	85,795	76,695	53,941	70	39	69,360	36,557
700-999	27	12	7	21,505	9,400	5,525	27	12	244,434	73,181	47,083	27	12	7	52,502	26,350	14,056	26	6	38,393	7,520
1000-2499	27	19	7	36,808	24,825	11,200	27	18	363,440	200,516	90,318	27	17	7	93,700	86,150	24,900	27	7	73,700	16,266
2500 and over	6	1	3	20,000	2,900	12,500	6	1	161,747	12,249	109,275	6	1	3	31,300	2,000	9,000	5	2	27,925	6,500
Franklin																				
Total	691	1,046	1,029	44,673	41,484	40,360	672	1,004	471,280	372,269	379,232	636	699	975	98,336	64,865	87,329	273	534	68,333	51,708
None	———	———	———	———	———	———	27	24	9,421	7,863	8,305	32	8	23	4,072	458	2,545	20	25	3,020	2,470
Under 25	345	595	821	4,516	7,961	17,313	317	548	36,889	64,222	166,143	295	381	750	9,536	6,552	28,889	59	338	3,758	12,269
25-49	180	259		6,034	8,413		164	248	49,831	60,861		157	170		16,122	10,241		71		10,320	
50-99	78	116	144	4,962	7,351	9,052	77	112	51,845	60,173	78,118	66	79	140	11,594	9,330	17,997	47	112	7,897	11,289
100-199	51	49	44	6,539	6,034	5,645	51	45	60,317	50,149	49,312	50	37	42	13,477	10,148	12,818	43	41	9,123	7,749
200-399	16	16	12	4,285	3,980	3,465	15	16	39,585	35,410	30,388	15	13	12	8,285	8,500	14,750	14	11	6,264	11,031
400-799	12	8	(1)	6,987	4,405	(1)	12	8	85,692	51,341	(1)	12	8	(1)	11,050	11,336	(1)	11	(1)	12,451	(1)
800 and over	9	3	(1)	11,350	3,340	(1)	9	3	137,700	42,250	(1)	9	3	(1)	24,200	8,300	(1)	8	(1)	15,500	(1)
400-699	11	6	5	6,237	3,005	2,440	11	6	77,892	38,914	23,791	11	6	5	9,550	7,436	5,400	10	5	11,751	3,900
700-999	3	3	3	2,450	2,300	2,445	3	3	23,900	23,677	23,175	3	3	3	4,100	5,900	4,930	3	2	2,700	3,000
1000 and over	7	2	———	9,650	2,440	———	7	2	121,600	31,000	———	7	2	———	21,600	6,300	———	6	———	13,500	———
Hancock																				
Total	889	1,258	908	55,651	60,918	59,202	785	1,154	652,079	578,064	595,729	721	1,060	892	120,565	129,690	150,818	299	454	72,399	93,853
None	———	———	———	———	———	———	19	7	6,758	4,722	9,606	22	11	24	1,846	1,443	8,150	17	27	1,096	7,424
Under 25	503	696	661	8,220	9,182	14,405	400	613	50,132	77,485	150,716	358	552	630	8,972	12,904	24,169	58	225	3,748	9,379
25-49	164	325		6,153	10,180		172	306	54,136	90,495		154	290		10,573	13,456		74		3,910	

[1] Comparison with later censuses may be found in groups below beginning with 400-699.

COUNTY TABLE 1.—CHICKENS ON FARMS 1940, 1935, AND 1930; CHICKEN EGGS PRODUCED AND CHICKENS RAISED 1939, 1934, AND 1929; AND CHICKENS SOLD, 1939 AND 1929; CLASSIFIED BY NUMBER ON HAND—Continued

(Chickens on hand over 4 months old Apr. 1, 1940 and over 3 months old Jan. 1, 1935 and Apr. 1, 1930)

STATE OR COUNTY AND NUMBER OF CHICKENS ON HAND	CHICKENS ON HAND						CHICKEN EGGS PRODUCED					CHICKENS RAISED						CHICKENS SOLD			
	Farms reporting			Number			Farms reporting		Dozens			Farms reporting			Number			Farms reporting		Number	
	1940 (Apr.1)	1935 (Jan.1)	1930 (Apr.1)	1940 (Apr. 1)	1935 (Jan. 1)	1930 (Apr. 1)	1939	1934	1939	1934	1929	1939	1934	1929	1939	1934	1929	1939	1929	1939	1929
MAINE—Continued																					
Hancock—Con.																					
50-99	81	120	121	5,321	7,735	7,612	75	112	49,960	72,652	74,415	71	103	116	9,629	13,946	14,581	47	91	4,357	9,286
100-199	58	62	63	7,568	7,718	8,005	56	61	70,055	73,033	79,648	55	53	61	14,280	18,916	19,503	43	54	8,202	12,378
200-399	40	36	32	10,689	9,632	8,080	40	36	133,041	82,197	78,865	39	33	31	22,815	23,575	24,955	37	28	15,351	15,526
400-799	15	10	(1)	8,550	4,871	(1)	15	10	145,047	39,540	(1)	14	9	(1)	24,850	12,600	(1)	15	(1)	17,535	(1)
800 and over	8	9	(1)	11,150	11,600	(1)	8	9	142,950	137,940	(1)	8	9	(1)	27,600	32,850	(1)	8	(1)	18,200	(1)
400-699	10	10	17	5,050	4,871	7,845	10	10	89,622	39,540	77,498	10	9	16	16,450	12,600	22,310	10	15	11,135	16,100
700-999	5	2	12	3,500	1,600	9,755	5	2	55,425	28,200	86,481	4	2	12	8,400	3,600	27,650	5	12	6,400	17,260
1000 and over	8	7	2	11,150	10,000	3,500	8	7	142,950	109,740	38,500	8	7	2	27,600	29,250	9,500	8	2	18,200	6,500
Kennebec																					
Total	1,600	2,099	2,403	112,714	118,743	125,876	1,500	1,890	1,201,011	942,388	1,198,801	1,390	1,780	2,455	276,620	249,956	303,842	725	1,387	176,829	180,168
None	—	—	—	—	—	—	70	46	105,537	10,292	12,446	106	51	83	26,825	4,806	9,837	76	64	24,292	6,342
Under 25	728	948	1,738	9,778	13,328	40,170	612	759	91,837	100,946	387,523	514	732	1,708	25,038	17,433	77,397	140	764	13,974	35,435
25-49	383	599		12,652	19,445		350	553	101,785	131,836		317	503		21,222	26,953		154		7,659	
50-99	215	301	379	13,678	18,839	24,063	207	290	130,584	144,740	221,206	196	265	379	26,380	37,917	53,317	145	302	13,801	30,363
100-199	156	136	182	17,907	17,140	23,752	125	131	179,362	156,431	212,855	127	124	181	37,290	39,671	57,678	97	164	19,372	38,537
200-399	82	65	76	21,880	17,221	18,881	80	63	246,740	154,391	169,467	77	62	76	54,271	47,176	48,723	64	67	31,850	30,653
400-799	38	36	(1)	18,455	18,670	(1)	38	35	185,936	146,425	(1)	35	32	(1)	37,041	58,050	(1)	34	(1)	26,164	(1)
800 and over	18	14	(1)	18,364	14,100	(1)	18	13	159,230	97,327	(1)	18	11	(1)	48,553	17,950	(1)	15	(1)	39,717	(1)
400-699	35	34	17	16,275	17,220	7,775	35	33	169,136	131,125	81,921	32	30	17	32,141	53,250	27,870	32	16	23,064	20,090
700-999	14	8	9	11,280	6,550	6,755	14	7	96,136	48,075	66,513	14	7	9	40,403	12,800	18,720	11	8	31,325	11,648
1000 and over	7	8	2	9,264	9,000	4,500	7	8	79,894	64,552	46,870	7	6	2	13,050	9,950	10,300	6	2	11,492	7,100
Knox																					
Total	696	937	1,158	114,373	106,309	95,494	708	833	1,578,515	875,779	937,800	617	737	1,113	362,018	221,621	230,942	452	691	277,053	138,673
None	—	—	—	—	—	—	56	13	180,774	7,743	7,279	71	11	24	65,043	1,814	3,793	63	23	59,666	3,506
Under 25	225	288	756	2,958	3,946	16,874	198	223	45,118	30,535	168,180	139	180	698	11,103	7,415	44,227	39	319	7,538	23,593
25-49	158	192		4,584	6,523		129	168	49,535	52,134		101	142		12,292	8,710		60		7,953	
50-99	83	174	165	5,283	11,616	10,695	81	162	83,628	88,502	103,093	68	147	161	17,855	16,094	19,453	62	132	13,618	10,639
100-199	84	115	103	10,653	15,034	12,824	81	105	132,235	120,805	116,036	76	99	98	31,732	26,344	27,686	73	88	20,920	15,585
200-399	79	97	79	22,118	24,565	20,832	77	92	246,668	201,668	215,391	77	90	78	60,380	53,767	51,676	72	74	42,267	30,280
400-799	57	53	(1)	30,915	27,268	(1)	56	52	360,209	232,211	(1)	55	52	(1)	76,038	68,942	(1)	54	(1)	59,640	(1)
800-1599	24	17	(1)	25,262	15,807	(1)	24	17	293,465	132,461	(1)	24	15	(1)	60,075	32,535	(1)	23	(1)	42,154	(1)
1600 and over	6	1	(1)	14,600	1,750	(1)	6	1	186,883	9,720	(1)	6	1	(1)	27,500	6,000	(1)	6	(1)	23,300	(1)
400-699	49	49	40	25,290	24,443	19,529	48	48	300,399	202,508	194,521	47	48	39	63,838	60,342	45,302	46	40	49,690	32,657
700-999	22	16	8	17,137	12,922	6,340	22	16	188,678	112,071	58,697	22	14	8	36,875	29,435	15,155	21	8	26,883	10,000
1000-2499	12	6	7	15,350	7,460	8,400	12	6	209,097	59,813	74,603	12	6	7	42,300	17,700	23,650	12	7	29,721	12,413
2500 and over	4	—	—	11,000	—	—	4	—	142,383	—	—	4	—	—	20,600	—	—	4	—	18,800	—
Lincoln																					
Total	783	1,028	1,227	118,601	102,154	102,281	707	963	1,290,034	1,047,378	1,132,202	665	711	1,138	287,080	235,032	225,522	431	815	192,965	129,709
None	—	—	—	—	—	—	24	5	45,904	4,124	8,352	47	7	13	25,052	3,313	2,815	35	15	21,045	2,056
Under 25	251	319	668	3,296	4,482	16,502	185	283	32,811	38,858	174,331	154	144	594	17,312	8,853	27,237	38	312	14,023	12,427
25-49	152	263		5,155	8,642		138	243	49,954	70,000		120	175		8,632	12,506		60		3,324	

50-99	117	158	263	7,705	10,016	16,879	107	152	76,772	89,490	178,366	100	126	244	15,873	16,348	26,851	72	206	7,456	14,200
100-199	98	144	171	12,517	18,495	22,515	90	141	140,092	167,578	227,252	86	119	165	31,850	37,595	46,851	77	165	21,252	28,631
200-399	87	95	80	25,107	24,364	20,258	83	91	237,512	254,198	235,585	79	91	79	48,211	61,875	47,003	71	78	29,057	27,520
400-799	55	54	(1)	27,671	17,220	(1)	55	53	312,817	190,270	(1)	54	34	(1)	56,350	46,042	(1)	54	(1)	38,178	(1)
800-1599	18	13	(1)	18,950	14,300	(1)	18	13	234,422	177,860	(1)	18	13	(1)	50,800	37,500	(1)	17	(1)	30,450	(1)
1600 and over	7	2	(1)	20,200	4,635	(1)	7	2	159,750	55,000	(1)	7	2	(1)	33,000	11,200	(1)	7	(1)	28,200	(1)
400-699	49	32	32	23,391	15,820	15,417	49	31	248,147	173,190	186,343	48	32	30	45,450	44,192	42,350	48	29	29,303	25,425
700-999	13	4	9	10,480	3,100	8,910	13	4	127,751	37,760	76,307	13	4	9	27,400	7,050	16,775	13	8	20,975	8,550
1000 and over	18	13	4	32,950	17,235	4,000	18	13	351,111	212,180	45,666	18	13	4	67,300	43,500	15,660	17	4	46,550	10,900
Oxford																					
Total	1,248	1,767	1,856	91,155	93,967	88,443	1,172	1,604	811,119	660,202	812,876	1,055	1,337	1,880	241,349	192,584	217,414	569	1,001	171,965	136,465
None	----	----	----	----	----	----	71	17	33,288	2,625	10,180	76	20	51	34,392	2,069	7,037	71	56	34,168	5,949
Under 25	683	909	1,411	9,077	11,844	31,458	566	777	68,691	93,691	280,722	479	594	1,390	18,406	13,274	60,485	133	572	10,215	31,046
25-49	283	519		9,474	16,455		261	484	73,705	127,878		241	419		16,987	22,149		141		8,965	
50-99	124	177	262	8,173	11,168	16,682	121	168	68,666	82,963	146,062	107	155	258	14,586	18,935	35,954	88	207	8,076	19,577
100-199	73	90	122	9,522	11,713	15,230	70	86	68,965	83,813	131,234	68	78	120	20,879	23,761	33,448	58	108	12,596	20,271
200-399	43	47	39	12,024	12,339	10,182	41	47	105,891	96,579	90,494	43	46	39	28,749	34,446	23,210	39	36	20,807	14,558
400-799	22	13	(1)	12,597	6,023	(1)	22	13	110,681	48,958	(1)	21	13	(1)	38,400	17,150	(1)	20	(1)	26,811	(1)
800-1599	13	7	(1)	13,088	8,025	(1)	13	7	128,008	75,845	(1)	13	7	(1)	32,600	27,800	(1)	12	(1)	25,415	(1)
1600 and over	7	5	(1)	17,200	16,400	(1)	7	5	153,224	47,850	(1)	7	5	(1)	56,350	33,000	(1)	7	(1)	24,912	(1)
400-699	17	13	14	8,932	6,023	7,009	17	13	77,098	48,958	76,489	16	13	14	21,850	17,150	23,360	15	14	12,886	19,272
700-999	12	2	5	9,838	1,700	4,382	12	2	93,223	14,140	44,380	12	2	5	35,100	5,600	11,620	12	5	28,040	8,492
1000-2499	9	9	3	12,915	13,725	3,500	9	9	140,067	108,888	33,315	9	9	3	27,400	46,200	22,300	8	3	20,212	17,300
2500 and over	4	1	----	11,200	9,000	----	4	1	81,525	667	----	4	1	----	23,000	9,000	----	4	----	16,000	----
Penobscot																					
Total	2,042	3,005	2,851	114,031	137,166	129,085	1,916	2,739	995,913	1,120,289	1,183,988	1,738	2,611	2,781	283,249	279,803	269,511	966	1,451	161,042	146,465
None	----	----	----	----	----	----	78	27	56,356	4,211	6,555	102	40	40	38,792	14,611	8,204	91	35	36,304	9,015
Under 25	992	1,447	2,161	13,527	19,994	50,102	852	1,238	117,471	151,325	466,702	710	1,166	2,059	29,422	24,514	82,285	260	872	11,817	31,805
25-49	599	937		20,046	30,558		553	871	156,174	235,829		511	839		34,388	40,312		264		14,292	
50-99	244	383	451	15,176	23,808	28,390	233	368	115,157	172,969	247,808	216	353	445	30,046	35,525	50,854	169	339	14,438	25,897
100-199	113	140	153	14,183	17,555	19,180	109	137	112,148	147,857	156,758	107	123	152	30,964	40,952	41,706	99	127	17,155	23,017
200-399	45	58	55	11,869	14,726	14,050	42	58	88,132	128,013	144,267	43	50	54	26,982	31,755	35,786	38	50	14,397	23,243
400-799	37	26	(1)	21,002	12,753	(1)	37	26	194,694	119,437	(1)	37	26	(1)	47,915	35,431	(1)	33	(1)	31,264	(1)
800 and over	12	14	(1)	18,228	17,772	(1)	12	14	155,781	160,648	(1)	12	14	(1)	44,740	56,703	(1)	12	(1)	21,375	(1)
400-699	28	23	25	14,502	10,488	12,208	28	23	147,136	101,886	112,727	28	23	25	37,165	30,831	27,576	25	23	24,393	17,088
700-999	11	11	5	8,200	8,961	3,750	11	11	63,658	77,350	34,546	11	11	5	15,950	26,113	19,900	10	4	10,371	14,300
1000 and over	10	6	1	16,528	11,076	1,405	10	6	139,681	100,849	14,825	10	6	1	39,540	35,190	3,200	10	1	17,875	2,100
Piscataquis																					
Total	496	766	659	27,801	32,557	28,407	441	734	299,211	324,330	273,316	412	539	542	58,259	50,721	53,126	219	382	32,351	30,512
None	----	----	----	----	----	----	31	5	21,283	1,240	2,348	34	2	18	5,504	270	6,774	24	25	4,197	4,927
Under 25	219	395	498	2,982	5,705	10,933	184	367	22,565	48,479	104,465	133	278	385	4,548	6,870	14,553	37	227	1,805	7,887
25-49	151	206		5,022	6,605		128	200	40,910	61,061		125	143		8,285	8,945		67		3,893	
50-99	64	100	94	4,321	6,185	6,056	57	97	33,408	62,648	59,637	60	64	77	9,501	9,156	10,169	42	73	4,260	5,849
100-199	41	41	52	4,985	5,145	6,478	40	41	46,333	47,316	58,398	39	32	48	9,194	8,145	12,206	31	44	4,660	6,387
200-399	9	15	10	2,403	3,776	2,325	9	15	30,373	44,067	21,905	9	12	9	4,901	7,060	4,249	8	8	2,822	2,762
400-799	9	9	(1)	4,620	5,141	(1)	9	9	45,851	59,519	(1)	9	8	(1)	8,750	10,275	(1)	7	(1)	4,927	(1)
800 and over	3	----	(1)	3,468	----	(1)	3	----	58,508	----	(1)	3	----	(1)	7,576	----	(1)	3	(1)	5,767	(1)
400-699	7	6	4	3,170	2,976	1,815	7	6	35,071	30,131	18,230	7	5	4	5,250	6,325	3,875	5	4	2,615	1,900
700-999	2	3	1	1,450	2,165	800	2	3	10,760	29,388	8,333	2	3	1	3,500	3,950	1,300	2	1	2,312	600
1000 and over	3	----	----	3,468	----	----	3	----	58,508	----	----	3	----	----	7,576	----	----	3	----	5,767	----
Sagadahoc																					
Total	333	499	579	39,815	29,642	37,239	315	488	385,163	302,908	383,614	265	370	567	93,267	66,388	76,508	154	562	75,995	49,311
None	----	----	----	----	----	----	9	14	7,155	13,802	2,583	11	3	8	1,722	2,450	2,565	8	9	2,251	3,155
Under 25	135	201	371	1,727	2,830	8,937	116	188	12,870	28,381	83,836	79	119	356	2,980	3,127	19,508	22	174	1,209	10,772
25-49	87	147		2,928	4,823		80	136	20,599	49,223		70	114		4,192	6,002		31		1,255	
50-99	40	79	106	2,551	5,078	6,798	39	78	19,024	53,811	60,129	35	85	102	4,888	8,485	11,883	28	86	1,813	7,043

[1] Comparison with later censuses may be found in groups below beginning with 400-699.

COUNTY TABLE 1.—CHICKENS ON FARMS 1940, 1935, AND 1930; CHICKEN EGGS PRODUCED AND CHICKENS RAISED 1939, 1934, AND 1929; AND CHICKENS SOLD, 1939 AND 1929; CLASSIFIED BY NUMBER ON HAND—Continued

(Chickens on hand over 4 months old Apr. 1, 1940 and over 3 months old Jan. 1, 1935 and Apr. 1, 1930)

STATE OR COUNTY AND NUMBER OF CHICKENS ON HAND	CHICKENS ON HAND						CHICKEN EGGS PRODUCED					CHICKENS RAISED						CHICKENS SOLD			
	Farms reporting			Number			Farms reporting		Dozens			Farms reporting			Number			Farms reporting		Number	
	1940 (Apr. 1)	1935 (Jan. 1)	1930 (Apr. 1)	1940 (Apr. 1)	1935 (Jan. 1)	1930 (Apr. 1)	1939	1934	1939	1934	1929	1939	1934	1929	1939	1934	1929	1939	1929	1939	1929
MAINE—Continued																					
Sagadahoc—Con.																					
100-199	32	39	69	4,318	5,082	9,379	32	39	42,220	53,019	99,314	31	36	68	9,469	10,604	18,594	27	63	4,799	11,822
200-399	24	24	27	6,846	5,849	6,825	24	24	71,555	50,699	60,346	24	24	27	18,591	12,020	15,258	24	25	13,983	9,669
400-799	8	6	(1)	4,545	2,780	(1)	8	6	48,140	28,640	(1)	8	6	(1)	11,025	5,900	(1)	8	(1)	5,885	(1)
800-1599	4	3	(1)	3,900	3,200	(1)	4	3	46,300	25,333	(1)	4	3	(1)	10,400	17,800	(1)	3	(1)	9,800	(1)
1600 and over	3	———	(1)	13,000	———	(1)	3	———	117,300	———	(1)	3	———	(1)	30,000	———	(1)	3	(1)	35,000	(1)
400-699	7	6	3	3,825	2,780	1,700	7	6	38,833	28,640	16,840	7	6	3	9,025	5,900	3,000	7	2	4,685	1,950
700-999	4	———	1	3,120	———	800	4	———	40,607	———	12,166	4	———	1	11,600	———	2,000	4	1	11,000	1,200
1000 and over	4	3	2	14,500	3,200	2,800	4	3	132,300	25,333	28,400	4	3	2	30,800	17,800	3,700	3	2	35,000	3,700
Somerset																					
Total	1,396	1,861	2,134	79,779	83,075	80,386	1,339	1,763	781,716	763,928	761,552	1,195	1,503	2,120	176,900	147,335	153,955	680	1,233	103,273	84,239
None	———	———	———	———	———	———	74	50	32,941	12,205	13,749	82	21	35	11,344	1,556	2,401	77	44	9,904	3,121
Under 25	699	925	1,711	9,115	12,908	39,165	609	832	81,635	122,051	361,361	483	685	1,672	16,360	16,517	68,089	154	824	6,992	32,004
25-49	381	566		12,587	18,299		348	526	106,802	150,167		333	468		22,759	20,315		191		11,185	
50-99	153	218	292	9,962	13,482	18,440	147	206	80,525	117,103	177,201	142	196	284	18,271	25,229	36,395	114	247	8,694	20,753
100-199	96	89	102	12,532	11,354	12,866	95	86	124,710	92,762	113,170	89	80	101	25,348	23,327	23,505	84	90	14,971	15,249
200-399	28	37	20	7,212	9,100	5,115	28	37	79,426	78,876	48,075	28	29	19	20,298	19,416	10,075	23	19	9,001	5,927
400-799	25	18	(1)	13,416	10,005	(1)	24	18	145,791	96,748	(1)	24	17	(1)	29,355	27,375	(1)	23	(1)	18,505	(1)
800 and over	14	8	(1)	14,955	7,927	(1)	14	8	129,886	94,016	(1)	14	7	(1)	33,165	13,600	(1)	14	(1)	24,023	(1)
400-699	21	14	8	10,491	7,155	4,000	20	14	103,391	70,583	38,676	20	13	8	23,355	18,575	8,490	19	8	13,303	4,685
700-999	11	9	1	8,650	7,381	800	11	9	103,882	82,153	9,320	11	8	1	20,650	17,200	5,000	11	1	16,188	4,500
1000 and over	7	3	———	9,230	3,396	———	7	3	68,404	38,028	———	7	3	———	18,515	5,200	———	7	———	13,055	———
Waldo																					
Total	1,122	1,693	1,607	112,409	109,526	111,804	1,060	1,645	1,202,299	1,057,453	1,086,931	958	1,439	1,445	264,852	276,100	222,923	565	991	179,449	140,435
None	———	———	———	———	———	———	51	72	54,815	29,864	5,718	88	39	30	27,077	5,736	3,329	65	25	20,015	2,829
Under 25	529	833	1,041	6,811	10,386	25,501	450	739	58,331	87,629	251,305	337	618	878	12,196	19,111	45,203	103	486	5,716	21,878
25-49	247	459		8,291	14,744		229	440	69,075	118,883		215	408		13,425	24,241		117		5,497	
50-99	130	200	308	8,395	12,414	19,136	119	195	81,935	110,190	189,333	116	178	292	18,233	22,435	29,684	92	241	11,610	18,662
100-199	88	101	151	11,657	13,308	19,398	85	99	113,858	125,199	175,762	76	96	141	22,023	28,514	37,475	68	140	14,266	25,060
200-399	62	50	68	15,936	12,857	17,904	60	50	169,419	131,844	169,207	60	50	65	40,868	27,880	36,913	58	62	27,826	24,033
400-799	42	32	(1)	22,529	15,937	(1)	42	32	250,491	167,983	(1)	42	32	(1)	52,430	42,783	(1)	38	(1)	34,619	(1)
800-1599	18	10	(1)	20,290	10,545	(1)	18	10	255,075	115,596	(1)	18	10	(1)	50,800	25,900	(1)	18	(1)	40,100	(1)
1600 and over	6	8	(1)	18,500	19,335	(1)	6	8	149,300	170,265	(1)	6	8	(1)	27,800	79,500	(1)	6	(1)	19,800	(1)
400-699	37	27	24	18,929	12,387	11,130	37	27	209,941	130,083	107,665	37	27	24	43,880	33,383	27,291	34	24	29,319	18,280
700-999	12	9	8	9,590	6,810	6,335	12	9	103,652	71,700	73,924	12	9	8	20,050	17,500	22,928	11	7	13,900	18,293
1000-2499	12	11	6	16,300	16,420	9,600	12	11	207,973	148,311	88,017	12	11	6	42,300	57,300	17,700	12	6	34,500	11,400
2500 and over	5	3	1	16,500	10,200	2,800	5	3	133,300	103,750	26,000	5	3	1	24,800	40,000	2,400	5	———	16,800	———
Washington																					
Total	1,008	1,382	1,090	38,232	45,339	41,110	950	1,225	323,275	366,432	429,987	858	1,138	1,094	68,450	89,911	75,366	340	603	37,526	39,198
None	———	———	———	———	———	———	47	5	7,365	295	4,969	62	14	25	2,023	343	1,732	22	28	779	1,657
Under 25	665	894	915	8,584	11,992	19,369	575	754	62,103	85,065	209,866	495	708	898	12,661	18,085	33,667	119	436	2,956	14,080
25-49	197	323		6,479	10,157		186	308	48,726	76,681		173	268		10,267	18,297		90		4,598	

50-99	80	102	104	4,836	6,348	6,463	77	96	33,924	51,918	55,957	63	93	100	7,367	12,551	11,131	52	76	3,469	5,992
100-199	34	35	46	4,128	4,061	5,744	33	35	34,759	35,161	63,143	33	27	46	6,719	7,377	11,976	27	42	4,096	7,074
200-399	18	15	19	4,705	3,594	4,625	18	15	39,839	27,681	47,653	18	15	19	9,763	6,758	10,760	16	15	6,298	7,115
400-799	9	9	(1)	4,000	4,387	(1)	9	8	35,459	36,396	(1)	9	9	(1)	7,500	8,650	(1)	9	(1)	4,600	(1)
800 and over	5	4	(1)	5,500	4,800	(1)	5	4	61,100	53,235	(1)	5	4	(1)	12,150	17,850	(1)	5	(1)	10,750	(1)
400-699	9	9	3	4,000	4,387	1,409	9	8	35,459	36,396	13,349	9	9	3	7,500	8,650	3,000	9	3	4,600	1,900
700-999	2	1	2	1,600	900	1,700	2	1	13,200	6,000	17,050	2	1	2	3,500	4,500	1,100	2	2	1,800	400
1000 and over	3	3	1	3,900	3,900	1,800	3	3	47,900	47,235	18,000	3	3	1	8,650	13,350	2,000	3	1	8,950	1,000
York																					
Total	1,197	1,651	1,570	184,471	138,558	134,103	1,121	1,531	1,894,385	1,243,555	1,311,713	1,022	1,441	1,510	505,427	322,020	351,100	586	998	370,423	220,798
None	------	------	------	--------	--------	--------	62	37	68,909	37,551	14,934	77	27	32	46,342	11,563	8,691	62	32	45,363	6,942
Under 25	478	740	938	6,560	9,871	22,451	391	624	56,996	106,608	224,206	306	578	859	13,210	9,935	48,296	72	439	6,087	21,183
25-49	282	400		9,468	12,921		261	371	79,880	117,252		224	356		16,504	19,693		117		7,725	
50-99	139	223	304	9,087	13,933	19,255	128	219	90,117	124,896	180,011	128	206	295	18,269	24,279	40,187	81	252	8,630	21,661
100-199	100	123	169	12,616	16,031	21,603	86	117	106,498	136,886	191,651	94	118	165	37,133	31,618	52,932	75	152	23,962	34,496
200-399	84	80	89	22,283	20,662	22,738	81	80	271,127	170,228	209,403	80	76	89	73,337	49,548	52,414	69	78	50,652	32,304
400-799	67	55	(1)	34,897	27,540	(1)	66	53	416,703	227,373	(1)	66	51	(1)	92,207	76,134	(1)	65	(1)	70,683	(1)
800-1599	32	25	(1)	33,460	26,250	(1)	31	25	347,032	246,336	(1)	32	24	(1)	116,325	68,650	(1)	31	(1)	90,791	(1)
1600-3199	11	5	(1)	25,600	11,350	(1)	11	5	271,723	76,425	(1)	11	5	(1)	46,600	30,600	(1)	10	(1)	35,550	(1)
3200 and over	4	------	(1)	30,500	--------	(1)	4	------	185,400	----------	(1)	4	------	(1)	45,500	--------	(1)	4	(1)	31,000	(1)
400-699	58	52	45	28,384	25,350	22,685	57	50	360,518	205,598	230,394	57	48	45	74,607	69,634	58,900	57	40	59,306	39,057
700-999	21	13	15	16,678	10,815	11,746	20	13	179,810	107,600	120,807	21	13	15	39,400	30,400	51,580	20	15	26,795	37,900
1000-2499	26	18	9	35,195	23,475	11,125	26	18	372,240	194,636	115,371	26	17	9	125,825	61,550	36,100	25	9	102,873	25,400
2500 and over	9	2	1	44,200	5,500	2,500	9	2	308,290	42,300	24,936	9	2	1	60,800	13,800	2,000	8	1	39,050	1,875
MARYLAND																					
Total	34,847	39,416	39,648	3,139,761	3,589,071	3,777,072	32,819	37,810	22,780,919	21,064,915	27,709,334	32,225	36,059	39,028	11,925,718	7,050,654	7,422,461	19,120	27,655	8,449,787	3,563,273
None	------	------	------	--------	--------	--------	343	82	181,589	17,078	65,778	793	187	226	3,814,838	344,975	75,075	596	171	3,704,737	55,728
Under 25	7,365	6,464	15,554	106,774	96,740	401,027	6,299	5,577	626,997	460,496	2,758,813	5,899	5,104	14,982	937,549	316,134	1,195,815	1,787	7,807	686,363	456,998
25-49	8,616	9,637		283,981	316,387		8,019	9,177	1,631,553	1,565,671		7,703	8,766		1,179,622	772,370		3,444		688,750	
50-99	9,007	11,037	11,410	567,284	693,570	736,682	8,548	10,729	3,390,148	3,552,844	4,967,631	8,383	10,279	11,258	1,623,386	1,360,155	1,565,675	5,376	8,491	867,280	677,976
100-199	6,312	8,284	8,469	780,115	1,016,050	1,051,898	6,115	8,121	5,226,629	5,526,707	6,957,782	6,013	7,917	8,389	1,714,123	1,815,765	1,899,785	4,904	7,283	907,563	886,637
200-399	2,507	3,013	3,059	619,647	734,294	755,349	2,464	2,956	4,767,629	4,510,332	5,755,100	2,426	2,869	3,025	1,227,612	1,223,602	1,264,590	2,100	2,816	705,784	660,879
400-799	758	726	(1)	379,385	365,901	(1)	750	715	3,303,061	2,646,412	(1)	732	696	(1)	674,278	594,551	(1)	656	(1)	399,744	(1)
800-1599	214	196	(1)	221,153	205,880	(1)	213	195	1,935,270	1,653,017	(1)	208	186	(1)	347,291	306,733	(1)	193	(1)	207,551	(1)
1600-3199	54	44	(1)	115,222	90,738	(1)	54	44	1,029,858	665,071	(1)	54	41	(1)	210,019	146,729	(1)	51	(1)	141,945	(1)
3200 and over	14	15	(1)	66,200	69,511	(1)	14	14	688,185	467,287	(1)	14	14	(1)	195,000	149,640	(1)	13	(1)	140,090	(1)
400-699	682	650	805	325,342	311,874	384,768	674	640	2,830,194	2,246,573	3,273,056	659	623	801	592,760	514,310	660,889	592	758	357,633	361,030
700-999	166	151	166	130,120	117,706	130,672	166	150	1,169,426	912,958	1,163,455	160	144	163	203,238	179,601	211,435	146	156	109,827	111,956
1000-2499	164	156	161	221,198	208,269	210,442	163	155	1,915,399	1,662,401	1,982,062	161	149	160	378,090	318,663	341,497	149	149	244,680	205,459
2500 and over	28	24	24	105,300	94,181	106,234	28	23	1,041,355	609,855	785,657	28	21	24	252,500	185,079	207,700	26	24	177,170	146,610
Allegany																					
Total	974	1,229	917	43,722	56,133	45,510	918	1,200	258,581	305,833	274,760	881	1,146	884	76,681	94,140	73,078	396	521	33,306	29,355
None	------	------	------	--------	--------	--------	3	1	510	1,200	780	3	------	4	123	--------	340	3	4	236	259
Under 25	323	324	530	4,933	5,138	14,413	290	303	28,385	27,467	80,117	277	282	498	11,520	12,093	25,368	63	240	3,279	8,781
25-49	336	471		10,919	15,372		321	467	67,918	85,267		309	447		18,520	27,589		111		4,682	
50-99	220	333	289	13,700	20,763	18,046	213	329	79,906	106,869	109,048	201	320	284	26,467	32,862	28,196	146	206	13,808	13,109
100-199	81	85	86	9,511	9,840	10,356	77	84	49,631	53,400	65,836	77	81	86	14,158	14,466	15,299	61	63	7,367	5,871
200-399	9	11	12	2,109	2,520	2,695	9	11	15,780	17,027	18,979	9	11	12	3,143	4,030	3,875	7	8	1,820	1,535
400 and over	5	5	-----	2,550	2,500	--------	5	5	16,451	14,603	--------	5	5	-----	2,750	3,100	--------	5	-----	2,114	--------
Anne Arundel																					
Total	1,185	1,267	1,361	87,911	83,528	83,387	1,077	1,144	599,825	535,540	649,334	1,044	1,150	1,307	211,912	162,365	170,739	464	675	111,460	63,305
None	------	------	------	--------	--------	--------	26	-----	10,427	----------	3,920	32	9	7	8,345	3,054	1,227	21	8	7,063	792
Under 25	386	382	847	5,517	5,518	20,227	311	305	27,877	39,164	144,324	293	302	791	20,252	12,624	56,201	75	305	6,979	17,089
25-49	390	400		12,609	13,122		359	371	60,568	85,652		340	372		33,623	31,404		114		9,027	
50-99	238	305	305	14,223	18,185	18,771	218	293	62,096	117,283	127,280	218	294	303	36,712	38,874	45,455	116	196	19,849	16,990
100-199	90	111	135	11,088	13,130	16,187	82	110	56,237	88,988	115,936	82	110	134	23,358	27,666	26,991	63	103	11,368	11,407
200-399	44	40	47	11,034	9,725	11,742	44	38	79,291	55,867	103,741	44	36	45	33,147	15,355	19,182	43	40	23,284	9,522

[1] Comparison with later censuses may be found in groups below beginning with 400-699.

COUNTY TABLE 1.—CHICKENS ON FARMS 1940, 1935, AND 1930; CHICKEN EGGS PRODUCED AND CHICKENS RAISED 1939, 1934, AND 1929; AND CHICKENS SOLD, 1939 AND 1929; CLASSIFIED BY NUMBER ON HAND—Continued

(Chickens on hand over 4 months old Apr. 1, 1940 and over 3 months old Jan. 1, 1935 and Apr. 1, 1930)

STATE OR COUNTY AND NUMBER OF CHICKENS ON HAND	CHICKENS ON HAND						CHICKEN EGGS PRODUCED					CHICKENS RAISED						CHICKENS SOLD			
	Farms reporting			Number			Farms reporting		Dozens			Farms reporting			Number			Farms reporting		Number	
	1940 (Apr.1)	1935 (Jan.1)	1930 (Apr1)	1940 (Apr. 1)	1935 (Jan. 1)	1930 (Apr. 1)	1939	1934	1939	1934	1929	1939	1934	1929	1939	1934	1929	1939	1929	1939	1929
MARYLAND—Con.																					
Anne Arundel—Continued																					
400-799	19	17	(1)	9,380	8,646	(1)	19	15	58,028	56,660	(1)	17	16	(1)	15,025	12,495	(1)	14	(1)	6,552	(1)
800-1599	14	9	(1)	13,860	8,902	(1)	14	9	93,326	57,516	(1)	14	8	(1)	22,750	12,595	(1)	14	(1)	15,938	(1)
1600 and over	4	3	(1)	10,200	6,300	(1)	4	3	151,975	34,410	(1)	4	3	(1)	18,700	8,300	(1)	4	(1)	11,400	(1)
400-699	17	16	20	7,930	7,946	9,260	17	14	53,028	51,160	85,735	15	15	20	13,125	12,170	11,733	13	18	5,552	4,590
700-999	10	3	4	8,210	2,400	3,500	10	3	51,218	11,500	33,308	10	3	4	10,900	1,225	3,750	9	4	5,911	1,415
1000 and over	10	10	3	17,300	13,502	3,700	10	10	199,083	85,926	35,090	10	9	3	32,450	19,995	6,200	10	1	22,427	1,500
Baltimore																					
Total	2,803	2,770	3,057	47,190	350,452	360,860	2,638	2,619	2,885,948	2,272,307	2,770,295	2,499	2,151	3,038	682,821	490,767	654,291	1,405	2,052	358,987	300,517
None	———	———	———	———	———	———	34	7	31,507	2,546	4,059	52	9	16	9,008	1,770	4,193	31	12	12,632	3,082
Under 25	547	360	1,057	7,960	5,394	28,089	458	294	57,991	28,785	195,387	386	214	1,017	26,588	11,815	67,286	93	451	10,217	24,933
25-49	675	603		21,793	19,676		620	557	144,838	115,031		591	456		50,027	37,245		188		16,849	
50-99	600	717	837	36,770	44,204	53,159	571	701	271,583	250,103	336,172	536	547	835	71,812	58,870	100,729	312	573	26,719	41,038
100-199	497	620	713	62,134	76,317	90,519	474	598	500,493	454,615	611,127	465	519	706	121,601	107,915	154,701	365	589	59,084	71,633
200-399	307	329	332	77,511	81,022	81,675	305	321	688,947	520,752	640,261	297	282	329	137,363	113,032	141,484	251	300	70,384	70,350
400-799	135	97	(1)	68,172	48,170	(1)	134	97	590,144	322,601	(1)	131	88	(1)	141,002	68,980	(1)	125	(1)	87,637	(1)
800-1599	27	31	(1)	30,050	33,953	(1)	27	31	241,495	246,998	(1)	26	27	(1)	47,270	39,800	(1)	25	(1)	27,825	(1)
1600-3199	10	8	(1)	22,200	17,816	(1)	10	8	189,150	107,933	(1)	10	5	(1)	33,150	18,340	(1)	10	(1)	23,050	(1)
3200 and over	5	5	(1)	20,600	23,900	(1)	5	5	170,000	222,945	(1)	5	4	(1)	45,000	33,000	(1)	5	(1)	24,590	(1)
400-699	120	87	92	57,480	40,970	43,888	119	87	509,735	285,139	368,966	116	78	91	128,140	57,898	76,305	112	86	79,737	38,121
700-999	25	19	14	19,092	14,753	11,180	25	19	148,717	86,656	102,382	24	17	12	25,632	16,882	17,983	23	11	14,625	8,875
1000-2499	24	27	28	35,750	35,216	37,466	24	27	292,337	266,237	365,932	24	24	28	60,350	42,340	57,210	22	26	37,350	30,385
2500 and over	8	8	4	28,700	32,900	15,084	8	8	240,000	262,445	146,009	8	5	4	52,300	43,000	34,400	8	4	31,390	12,100
Baltimore City																					
Total	22	13	55	2,588	1,390	4,956	20	12	23,101	12,740	37,405	17	11	54	7,125	7,300	9,215	10	20	4,992	3,864
None	———	———	———	———	———	———	5	———	3,431	———	———	4	———	———	725	———	———	2	———	460	———
Under 25	3	———	23	36	———	548	1	———	200	———	3,745	1	———	22	20	———	1,045	1	2	12	60
25-49	8	1		252	30		5	1	539	60		2	1		35	40		———		———	
50-99	6	2	17	355	110	1,024	4	2	1,030	800	7,288	5	1	17	680	50	1,409	2	6	170	286
100-199	2	9	9	275	950	1,070	2	8	855	9,680	7,687	2	8	9	425	6,960	2,070	2	6	350	1,098
200 and over	3	1	6	1,470	300	2,314	3	1	17,046	2,200	18,685	3	1	6	5,240	250	4,891	3	6	4,000	2,420
Calvert																					
Total	852	1,064	959	26,006	33,711	28,212	774	1,029	124,095	162,258	159,183	791	1,004	953	96,808	102,344	106,508	266	577	23,966	44,916
None	———	———	———	———	———	———	3	———	420	———	———	12	1	———	3,290	25	———	8	———	3,057	———
Under 25	407	474	806	5,753	6,584	17,614	368	445	21,686	20,989	95,024	364	426	801	25,594	21,957	75,565	59	453	2,649	31,514
25-49	297	393		9,510	12,308		281	388	35,121	60,874		290	383		36,342	40,946		116		7,991	
50-99	103	158	133	5,940	8,928	7,875	98	158	28,012	53,738	42,904	100	155	132	18,173	26,666	24,693	65	107	5,429	10,630
100-199	17	32	18	1,735	3,516	2,023	17	32	9,508	16,757	15,155	17	32	18	4,775	8,225	5,050	14	15	2,103	2,322
200 and over	8	7	2	3,068	2,375	700	7	6	29,348	9,900	6,100	8	7	2	8,634	4,525	1,200	4	2	2,737	450

Caroline																				
Total	1,533	1,757	1,750	138,331	176,161	228,289	1,408	1,631	915,327	1,074,664	1,658,710	1,439	1,464	1,738	1,157,252	609,696	584,808	954	1,186	999,387	367,581
None	—	—	—	—	—	—	24	2	7,311	150	6,225	55	19	22	687,339	214,732	38,520	51	18	676,684	30,610
Under 25	300	247	621	4,125	3,540	15,408	242	197	27,584	11,664	116,439	239	158	604	100,404	50,951	57,054	94	284	90,598	24,867
25-49	535	589		11,063	12,808		297	361	58,962	53,094		296	306		77,467	51,379		140		60,320	
50-99	427	552	478	28,208	33,391	31,177	389	508	141,542	154,646	241,271	395	444	468	68,369	64,118	81,441	265	352	52,839	39,635
100-199	327	391	407	40,516	47,656	50,646	313	369	232,755	245,240	370,206	315	349	402	93,117	99,460	114,955	269	329	50,491	58,790
200-399	96	135	155	22,548	33,221	38,698	93	132	164,033	209,702	287,725	91	126	154	63,521	82,656	78,058	73	140	45,744	43,526
400-799	36	44	(1)	18,555	23,280	(1)	36	43	145,974	192,564	(1)	36	43	(1)	38,339	34,470	(1)	30	(1)	26,855	(1)
800 and over	12	19	(1)	13,316	22,265	(1)	12	19	137,186	207,604	(1)	12	19	(1)	26,876	31,950	(1)	12	(1)	17,876	(1)
400-699	30	36	50	14,330	17,680	24,280	30	35	117,954	140,538	226,335	30	35	49	32,439	29,070	56,885	26	46	25,225	35,855
700-999	11	17	15	8,546	13,200	11,780	11	17	65,451	125,971	106,589	11	17	15	11,950	16,800	24,865	9	15	4,106	14,241
1000 and over	7	10	24	9,195	14,665	56,300	7	10	99,775	133,659	303,920	7	10	24	22,826	20,550	133,050	7	24	15,400	120,057
Carroll																					
Total	2,886	3,058	3,050	360,065	423,681	455,950	2,817	2,977	2,890,183	2,620,430	3,406,836	2,720	2,893	3,035	692,659	707,047	675,944	1,984	2,672	370,117	354,452
None	—	—	—	—	—	—	11	6	7,080	4,365	3,990	25	7	7	25,664	3,870	1,300	18	6	24,721	1,180
Under 25	293	148	482	4,221	2,304	14,584	258	128	22,857	12,384	115,818	254	117	471	15,758	7,080	40,199	81	525	7,195	19,642
25-49	493	444		16,504	15,122		476	427	95,306	72,922		451	412		51,667	41,175		223		27,840	
50-99	772	810	833	49,066	52,592	54,653	755	788	306,894	267,165	408,416	725	755	828	94,299	95,335	103,906	509	708	40,506	48,563
100-199	787	956	1,009	99,425	121,154	130,267	778	940	771,616	667,945	873,226	758	929	1,005	167,002	193,492	200,669	667	939	80,851	100,658
200-399	417	561	573	102,854	137,830	143,581	415	556	868,159	845,084	1,042,237	407	539	571	148,984	203,866	192,840	375	547	68,751	108,773
400-799	97	107	(1)	47,823	51,729	(1)	97	107	449,241	374,192	(1)	95	104	(1)	74,965	70,465	(1)	86	(1)	39,593	(1)
800-1599	25	26	(1)	21,650	28,160	(1)	23	26	210,720	227,560	(1)	21	26	(1)	33,500	43,375	(1)	21	(1)	18,717	(1)
1600 and over	4	4	(1)	18,522	14,770	(1)	4	4	158,310	148,813	(1)	4	4	(1)	80,800	48,389	(1)	4	(1)	61,965	(1)
400-699	89	105	112	42,148	50,229	53,050	89	105	598,341	358,192	420,547	88	102	112	64,290	69,115	67,605	79	108	33,743	38,515
700-999	22	12	25	17,525	10,080	19,825	22	12	167,040	86,690	167,759	20	12	25	26,575	14,325	25,100	20	25	15,817	15,198
1000 and over	13	20	16	28,322	34,370	39,990	13	20	252,890	305,683	374,643	12	20	16	98,400	78,789	44,325	12	16	72,715	25,925
Cecil																					
Total	1,211	1,212	1,345	116,230	113,653	119,078	1,130	1,156	915,283	545,550	857,653	1,119	1,102	1,215	210,179	157,405	206,260	689	961	98,998	116,896
None	—	—	—	—	—	—	10	—	7,539	—	2,607	17	1	9	1,535	100	1,040	9	7	1,159	505
Under 25	208	122	414	3,063	1,794	11,432	170	107	20,603	12,130	74,809	184	85	337	9,895	3,981	27,040	55	205	4,179	12,976
25-49	275	252		9,115	8,446		245	257	63,835	35,256		233	221		19,051	12,970		112		8,028	
50-99	356	411	510	22,074	25,699	33,028	341	395	147,172	110,936	208,955	330	386	472	43,549	36,680	58,435	218	390	18,273	32,183
100-199	233	308	312	28,287	37,403	37,656	227	302	225,067	171,532	225,060	222	292	296	50,767	45,863	57,131	185	265	21,245	31,277
200-399	97	92	85	23,381	21,753	21,262	95	88	178,089	94,365	176,693	91	90	78	40,107	31,531	29,464	77	76	19,763	15,998
400-799	27	20	(1)	12,660	10,358	(1)	27	20	94,882	63,815	(1)	27	20	(1)	20,150	15,850	(1)	19	(1)	11,210	(1)
800-1599	12	6	(1)	11,350	6,400	(1)	12	6	134,746	49,986	(1)	12	6	(1)	20,125	6,450	(1)	11	(1)	11,841	(1)
1600 and over	3	1	(1)	6,300	1,800	(1)	3	1	48,350	7,510	(1)	3	1	(1)	5,000	4,000	(1)	3	(1)	3,300	(1)
400-699	27	18	15	12,660	8,958	7,250	27	18	94,882	55,115	61,625	27	18	15	20,150	12,630	9,150	19	13	11,210	5,270
700-999	7	4	6	5,850	3,000	4,450	7	4	80,470	27,095	40,050	7	4	5	10,475	5,300	5,000	6	4	6,250	2,137
1000 and over	8	5	3	11,800	6,600	4,000	8	5	97,626	39,101	47,654	8	5	3	14,650	8,350	19,000	8	3	8,891	16,550
Charles																					
Total	1,144	1,490	1,471	50,794	64,806	63,319	1,083	1,388	325,896	336,288	428,112	1,074	1,353	1,467	117,011	126,958	151,530	492	838	35,293	57,304
None	—	—	—	—	—	—	7	7	1,240	705	170	9	10	5	1,542	389	265	6	2	714	78
Under 25	369	515	1,041	5,598	7,581	24,834	333	444	34,654	29,845	144,247	321	409	1,035	15,258	16,710	68,533	72	506	2,448	20,678
25-49	432	526		14,203	17,175		412	498	86,654	81,842		414	501		36,887	36,935		187		8,739	
50-99	263	334	317	15,933	20,755	19,617	253	328	94,623	111,724	131,777	251	326	316	41,554	44,961	44,522	162	252	15,153	17,423
100-199	53	95	92	6,324	11,506	10,616	51	92	38,379	63,582	74,519	52	90	92	11,140	20,190	20,555	42	80	3,677	10,062
200-399	22	15	16	5,086	3,689	4,252	22	14	32,991	15,192	35,729	22	12	16	5,680	3,375	9,905	18	13	1,712	5,965
400 and over	5	5	5	3,650	4,100	4,000	5	5	37,375	33,418	41,670	5	5	5	5,150	4,400	7,750	5	5	2,850	3,100
Dorchester																					
Total	1,265	1,631	1,477	121,216	133,137	122,898	1,169	1,571	660,725	709,588	932,499	1,203	1,549	1,468	369,675	263,713	298,256	799	1,071	230,151	147,220
None	—	—	—	—	—	—	12	2	4,494	350	1,160	21	4	4	101,041	628	460	16	4	96,239	287
Under 25	219	293	578	3,281	4,556	14,602	172	261	17,109	13,654	114,699	187	255	566	22,750	16,808	54,162	70	345	14,180	25,791
25-49	261	397		8,762	12,524		236	377	36,336	48,909		242	372		38,561	37,967		133		25,598	

[1] Comparison with later censuses may be found in groups below beginning with 400-699.

COUNTY TABLE 1.—CHICKENS ON FARMS 1940, 1935, AND 1930; CHICKEN EGGS PRODUCED AND CHICKENS RAISED 1939, 1934, AND 1929; AND CHICKENS SOLD, 1939 AND 1929; CLASSIFIED BY NUMBER ON HAND—Continued

(Chickens on hand over 4 months old Apr. 1, 1940 and over 3 months old Jan. 1, 1935 and Apr. 1, 1930)

STATE OR COUNTY AND NUMBER OF CHICKENS ON HAND	CHICKENS ON HAND						CHICKEN EGGS PRODUCED					CHICKENS RAISED						CHICKENS SOLD			
	Farms reporting			Number			Farms reporting		Dozens			Farms reporting			Number			Farms reporting		Number	
	1940 (Apr. 1)	1935 (Jan. 1)	1930 (Apr. 1)	1940 (Apr. 1)	1935 (Jan. 1)	1930 (Apr. 1)	1939	1934	1939	1934	1929	1939	1934	1929	1939	1934	1929	1939	1929	1939	1929
MARYLAND—Con.																					
Dorchester—Con.																					
50-99	331	463	414	20,991	28,141	26,996	309	457	97,911	128,545	205,204	313	446	413	69,385	67,587	68,111	205	296	40,564	28,606
100-199	307	353	367	37,732	43,936	45,706	295	349	204,097	219,047	320,764	298	348	367	67,082	76,120	102,925	245	315	27,396	50,475
200-399	108	93	91	26,400	21,605	21,332	106	93	134,050	120,454	165,209	104	93	91	38,251	32,873	41,228	95	86	14,969	20,516
400-799	32	23	(1)	15,800	10,425	(1)	32	23	100,305	66,610	(1)	31	22	(1)	20,355	15,950	(1)	29	(1)	7,630	(1)
800 and over	7	9	(1)	8,300	11,950	(1)	7	9	66,423	112,019	(1)	7	9	(1)	12,250	15,780	(1)	6	(1)	5,575	(1)
400-699	28	22	24	12,950	9,725	11,860	28	22	77,093	65,610	100,794	27	21	24	16,675	15,250	21,750	27	22	6,630	12,595
700-999	6	4	2	4,650	3,350	1,400	6	4	31,692	21,550	15,669	6	4	2	7,180	4,180	1,550	4	2	2,225	950
1000 and over	5	6	1	6,500	9,300	1,000	5	6	57,943	91,469	9,000	5	6	1	8,750	12,300	8,070	4	1	4,350	8,000
Frederick																					
Total	3,153	3,336	3,299	289,634	320,436	323,824	2,990	3,271	2,065,010	1,807,128	2,101,805	2,947	3,243	3,255	560,546	595,416	591,264	2,132	2,706	252,233	285,390
None	———	———	———	———	———	———	17	4	4,711	507	7,495	21	6	20	7,098	908	2,704	16	12	4,919	1,115
Under 25	380	245	855	5,919	3,813	25,085	308	230	48,513	27,151	186,098	297	213	816	20,122	12,937	70,249	114	591	6,942	32,103
25-49	641	667		21,426	22,529		593	650	154,440	126,501		566	636		58,867	57,460		328		25,043	
50-99	969	1,037	1,067	63,107	67,485	71,397	926	1,021	425,060	365,148	463,557	929	1,017	1,053	125,026	142,499	139,462	667	864	46,746	65,084
100-199	869	1,027	1,049	107,471	128,291	129,919	854	1,013	701,020	715,978	759,492	846	1,017	1,041	186,271	224,891	223,298	738	929	78,675	101,876
200-399	245	322	281	58,560	76,643	67,442	243	317	444,780	431,367	442,347	242	317	278	108,482	127,301	102,041	225	265	56,632	56,808
400-799	37	30	(1)	18,226	13,700	(1)	37	28	165,264	78,099	(1)	34	29	(1)	31,480	17,770	(1)	34	(1)	18,476	(1)
800-1599	9	8	(1)	9,150	7,975	(1)	9	8	70,022	62,377	(1)	9	8	(1)	14,400	11,650	(1)	10	(1)	14,800	(1)
1600 and over	3	———	(1)	5,775	———	(1)	3	———	51,200	———	(1)	3	———	(1)	8,800	———	(1)				
400-699	34	28	34	16,076	12,250	15,406	34	26	151,259	69,149	113,885	31	27	34	27,980	15,650	27,360	31	34	16,226	13,810
700-999	6	7	7	4,800	5,925	5,525	6	7	32,749	48,697	47,065	6	7	7	9,900	11,070	7,650	6	5	5,750	2,944
1000 and over	9	3	6	12,275	3,500	9,050	9	3	102,478	22,630	81,866	9	3	6	16,800	2,700	18,500	7	6	11,300	11,650
Garrett																					
Total	1,816	1,835	1,734	118,870	119,015	101,065	1,770	1,753	910,792	826,044	832,512	1,589	1,504	1,718	183,380	154,926	149,749	986	1,246	90,998	80,742
None	———	———	———	———	———	———	11	———	1,735	———	1,417	12	3	2	947	80	30	7	1	823	135
Under 25	550	436	994	8,390	6,868	26,805	512	385	47,292	39,111	204,418	416	301	983	13,288	8,716	42,500	152	605	5,841	19,005
25-49	529	615		17,495	20,622		520	600	101,116	131,012		463	522		28,781	25,232		261		12,785	
50-99	412	491	505	25,752	30,844	32,280	404	482	155,545	193,071	242,874	381	404	498	36,447	32,835	41,799	288	419	16,453	20,784
100-199	210	203	173	26,768	25,274	21,158	209	197	207,496	178,032	174,515	203	187	173	38,259	32,863	29,854	176	160	18,381	17,155
200-399	89	62	47	22,619	15,657	12,127	88	61	201,260	127,770	118,679	88	59	47	39,532	21,040	21,327	79	46	22,632	14,047
400-799	17	20	(1)	8,896	10,460	(1)	17	20	102,479	75,696	(1)	17	20	(1)	13,626	18,690	(1)	16	(1)	7,523	(1)
800 and over	9	8	(1)	8,950	9,290	(1)	9	8	93,869	81,352	(1)	9	8	(1)	12,500	15,470	(1)	7	(1)	6,560	(1)
400-699	16	18	10	8,116	9,010	4,850	16	18	87,693	73,896	50,842	16	18	10	10,426	17,690	8,439	15	10	5,723	5,440
700-999	5	6	5	4,080	5,080	3,845	5	6	52,418	29,874	39,767	5	6	5	7,400	6,070	5,800	3	5	3,850	4,176
1000 and over	5	4	———	5,650	5,660	———	5	4	56,237	53,278	———	5	4	———	8,300	10,400	———	5	———	4,510	———
Harford																					
Total	1,936	1,954	2,135	277,480	213,520	207,980	1,746	1,891	2,524,289	1,648,492	1,583,865	1,669	1,745	2,091	424,756	336,447	352,253	1,135	1,552	210,313	179,587
None	———	———	———	———	———	———	14	1	14,804	60	8,000	20	4	14	5,105	173	2,187	15	14	4,582	1,605
Under 25	277	197	638	4,082	3,258	17,793	213	179	30,140	21,978	130,827	184	129	598	11,245	6,069	37,449	54	285	5,099	16,470
25-49	355	368		11,964	12,311		292	355	83,834	72,396		279	320		23,615	24,089		128		8,353	
50-99	443	579	732	27,753	36,680	48,178	395	560	199,016	249,518	370,250	375	527	719	46,766	51,039	82,621	238	563	19,334	39,106

100-199	409	509	533	51,223	63,131	67,199	390	501	397,373	460,064	449,243	378	483	530	85,921	100,862	106,181	305	469	38,436	53,631
200-399	291	238	176	74,799	59,110	43,040	285	232	679,958	460,609	345,745	276	222	174	100,029	91,615	66,715	251	166	46,396	35,645
400-799	132	52	(1)	65,659	26,380	(1)	128	52	646,232	240,582	(1)	128	49	(1)	93,700	38,200	(1)	115	(1)	48,273	(1)
800-1599	23	9	(1)	22,850	8,850	(1)	23	9	230,667	83,060	(1)	23	9	(1)	31,075	13,400	(1)	23	(1)	16,390	(1)
1600 and over	6	2	(1)	19,150	3,800	(1)	6	2	242,265	60,225	(1)	6	2	(1)	27,300	11,000	(1)	6	(1)	22,950	(1)
400-699	120	45	49	57,113	21,480	22,770	116	45	533,407	200,407	193,518	117	42	49	79,925	30,350	43,100	104	48	41,178	24,930
700-999	24	11	3	18,596	8,150	2,450	24	11	223,903	63,900	20,732	23	11	3	26,150	13,250	4,250	23	3	13,429	2,050
1000-2499	13	7	3	16,250	9,400	3,750	13	7	150,189	119,560	33,550	13	7	3	30,000	19,000	5,750	13	3	20,006	3,150
2500 and over	4	------	1	15,700	--------	2,800	4	-----	211,665	----------	32,000	4	-----	1	16,000	--------	4,000	4	1	13,000	3,000
Howard																					
Total	868	1,147	1,035	83,060	111,519	104,627	803	1,069	583,060	594,716	741,754	805	1,066	995	190,166	203,972	212,152	515	758	99,664	103,847
None	------	------	-----	-------	-------	--------	11	1	15,502	25	2,280	19	2	5	6,869	99	655	10	4	4,932	486
Under 25	106	119	310	1,625	1,871	8,529	91	100	10,570	6,668	52,499	94	92	274	8,224	4,664	24,309	28	158	3,732	12,753
25-49	199	273		6,744	8,957		186	248	47,254	42,670		186	246		24,374	22,592		76		10,614	
50-99	262	356	328	16,704	22,456	20,956	242	339	101,607	106,190	132,527	233	338	322	41,800	44,256	48,174	163	241	18,868	20,329
100-199	210	261	284	25,478	31,705	35,308	188	250	165,788	155,297	228,722	188	257	281	53,174	54,211	65,723	158	248	27,858	29,177
200-399	67	101	89	16,419	23,953	22,240	62	96	110,851	133,871	163,685	63	96	89	32,630	38,840	45,408	59	85	18,568	25,384
400-799	18	32	(1)	8,990	16,377	(1)	17	30	69,438	103,425	(1)	17	30	(1)	12,795	29,410	(1)	15	(1)	7,552	(1)
800 and over	6	5	(1)	7,100	6,200	(1)	6	5	62,050	46,570	(1)	5	5	(1)	10,300	9,900	(1)	6	(1)	7,540	(1)
400-699	17	26	15	8,240	12,127	7,229	16	24	64,438	70,094	61,571	16	24	15	11,095	21,710	13,473	14	14	6,640	6,688
700-999	1	6	2	750	4,250	1,840	1	6	5,000	33,331	17,325	1	6	2	1,700	7,700	3,025	1	2	912	2,600
1000 and over	6	5	7	7,100	6,200	8,525	6	5	62,050	46,570	83,145	5	5	7	10,300	9,900	11,385	6	6	7,540	6,430
Kent																					
Total	747	941	915	63,226	86,261	82,759	647	920	437,216	495,531	544,825	677	912	917	135,515	130,939	171,781	388	560	56,711	83,084
None	------	------	-----	-------	-------	--------	10	3	4,970	330	963	11	6	4	11,420	189	340	7	3	11,020	211
Under 25	117	67	269	1,666	1,074	6,558	76	60	10,971	5,450	40,180	86	55	269	8,065	1,993	24,477	27	102	3,673	12,908
25-49	133	186		4,538	6,219		111	181	25,811	29,333		109	178		9,496	10,448		42		2,855	
50-99	230	292	301	15,021	18,503	20,063	205	285	87,413	100,750	130,634	216	281	300	30,841	28,060	52,801	113	182	9,071	26,583
100-199	213	314	268	26,074	37,745	33,488	194	309	184,159	209,165	213,531	201	311	267	48,955	57,469	57,738	155	202	18,545	24,261
200-399	48	72	65	10,527	16,700	15,650	45	72	67,609	111,037	109,602	48	72	65	20,338	26,070	23,435	38	59	9,797	11,386
400 and over	6	10	(1)	5,400	6,020	(1)	6	10	56,283	39,466	(1)	6	9	(1)	6,400	6,710	(1)	6	(1)	1,750	(1)
400-699	3	7	9	1,700	3,620	4,350	3	7	14,158	23,300	31,065	3	7	9	2,400	4,510	6,540	3	9	950	3,535
700 and over	3	3	3	3,700	2,400	2,650	3	3	42,125	16,166	18,850	3	2	3	4,000	2,200	6,450	3	3	800	4,200
Montgomery																					
Total	1,663	1,740	1,824	159,243	185,159	191,311	1,616	1,663	1,086,142	1,096,049	1,295,735	1,442	1,630	1,801	369,798	376,038	391,360	750	1,344	188,703	153,796
None	------	------	-----	-------	-------	--------	19	4	5,858	937	4,880	37	9	19	42,654	2,835	5,266	25	14	35,550	4,328
Under 25	342	180	551	4,768	2,609	14,868	308	149	31,520	13,251	115,459	237	140	522	17,717	9,513	75,776	62	294	8,902	17,364
25-49	402	353		13,160	11,582		389	326	76,744	55,505		323	313		32,592	33,824		118		10,505	
50-99	477	512	591	29,900	32,952	38,709	465	501	180,976	176,812	244,906	438	500	581	68,557	72,093	87,681	244	446	24,020	34,455
100-199	286	478	476	35,211	59,720	58,734	283	470	222,040	310,681	315,685	267	460	474	66,590	111,070	99,279	189	407	27,621	38,706
200-399	102	172	149	25,419	42,655	35,835	100	168	157,151	242,157	195,886	92	166	148	46,019	80,108	55,205	72	151	25,863	25,496
400-799	36	30	(1)	18,235	14,660	(1)	34	30	145,670	111,595	(1)	30	28	(1)	35,000	25,975	(1)	24	(1)	21,862	(1)
800-1599	8	10	(1)	7,950	10,931	(1)	8	10	53,408	100,398	(1)	8	9	(1)	14,400	21,020	(1)	7	(1)	6,750	(1)
1600 and over	10	5	(1)	24,600	10,050	(1)	10	5	212,775	84,713	(1)	10	5	(1)	46,269	19,600	(1)	9	(1)	27,630	(1)
400-699	31	30	37	14,685	14,660	18,610	29	30	117,221	111,595	162,515	25	28	37	31,124	25,975	28,878	20	33	20,646	15,579
700-999	10	3	8	7,900	2,431	6,655	10	3	67,597	21,471	67,453	10	3	8	13,076	11,170	14,375	9	8	6,466	5,768
1000-2499	8	11	11	13,100	16,050	15,400	8	11	74,255	136,265	161,576	8	10	11	17,469	25,150	22,200	6	10	7,350	10,100
2500 and over	5	1	1	15,100	2,500	2,500	5	1	152,780	27,375	27,375	5	1	1	34,000	4,300	2,700	5	1	21,780	2,000
Prince Georges																					
Total	1,660	1,861	1,884	103,621	137,781	135,932	1,561	1,732	720,076	887,658	1,055,192	1,460	1,689	1,838	209,210	237,962	284,417	546	788	87,086	123,437
None	------	------	-----	-------	-------	--------	16	5	5,087	450	673	28	9	20	6,234	380	1,591	13	5	3,969	1,175
Under 25	607	494	1,240	8,557	7,388	29,089	543	421	43,971	30,236	170,175	473	394	1,190	26,114	16,396	94,703	79	376	6,474	26,663
25-49	568	655		18,291	20,804		537	620	89,132	95,907		504	607		41,402	43,563		173		10,166	
50-99	300	422	373	18,150	25,276	22,504	289	402	95,051	129,839	143,812	283	398	365	36,965	47,797	54,178	145	206	11,537	25,446
100-199	95	178	143	11,703	20,971	17,411	89	173	78,012	122,001	137,621	85	175	142	18,942	36,441	33,531	56	99	6,646	14,750
200-399	46	66	72	10,945	16,470	18,158	43	65	77,449	113,496	157,969	45	62	67	18,653	26,785	27,379	40	55	9,650	14,982

[1] Comparison with later censuses may be found in groups below beginning with 400-699.

COUNTY TABLE 1.—CHICKENS ON FARMS 1940, 1935, AND 1930; CHICKEN EGGS PRODUCED AND CHICKENS RAISED 1939, 1934, AND 1929; AND CHICKENS SOLD, 1939 AND 1929; CLASSIFIED BY NUMBER ON HAND—Continued

(Chickens on hand over 4 months old Apr. 1, 1940 and over 3 months old Jan. 1, 1935 and Apr. 1, 1930)

STATE OR COUNTY AND NUMBER OF CHICKENS ON HAND	CHICKENS ON HAND						CHICKEN EGGS PRODUCED					CHICKENS RAISED						CHICKENS SOLD			
	Farms reporting			Number			Farms reporting		Dozens			Farms reporting			Number			Farms reporting		Number	
	1940 (Apr. 1)	1935 (Jan. 1)	1930 (Apr. 1)	1940 (Apr. 1)	1935 (Jan. 1)	1930 (Apr. 1)	1939	1934	1939	1934	1929	1939	1934	1929	1939	1934	1929	1939	1929	1939	1929
MARYLAND—Con.																					
Prince Georges—Continued																					
400-799	27	25	(1)	14,000	12,410	(1)	27	25	128,951	100,985	(1)	26	25	(1)	26,350	18,950	(1)	24	(1)	16,440	(1)
800-1599	13	14	(1)	12,575	14,600	(1)	13	14	112,548	125,614	(1)	12	12	(1)	23,350	20,200	(1)	12	(1)	16,954	(1)
1600 and over	4	7	(1)	9,400	19,862	(1)	4	7	89,875	169,130	(1)	4	7	(1)	11,200	27,450	(1)	4	(1)	5,250	(1)
400-699	22	23	27	10,500	11,010	12,975	22	23	98,381	79,775	108,501	22	23	26	22,750	17,500	19,015	20	22	14,215	10,820
700-999	13	7	12	10,175	5,800	9,459	13	7	78,870	56,179	85,676	11	6	12	20,550	4,450	18,164	11	12	14,555	10,139
1000 and over	9	16	17	15,300	30,062	26,336	9	16	154,123	259,775	250,765	9	15	16	17,600	44,650	35,856	9	13	9,874	21,462
Queen Annes																					
Total	1,118	1,119	1,342	90,774	100,607	104,066	1,047	1,089	612,300	459,579	679,464	1,035	1,068	1,331	216,550	173,993	237,999	605	858	103,661	108,666
None	-----	-----	-----	-------	-------	-------	9	5	2,311	815	2,216	18	6	15	2,415	669	2,205	14	11	1,667	1,290
Under 25	198	131	524	2,752	2,130	13,092	159	123	17,389	7,338	83,527	163	114	506	22,673	4,866	41,864	64	228	15,741	14,919
25-49	224	207		7,489	7,068		200	196	45,817	26,703		188	193		17,989	12,965		81		4,102	
50-99	405	378	459	26,202	24,456	30,025	392	365	150,724	97,307	173,503	381	362	457	58,679	43,579	74,057	207	323	16,049	31,324
100-199	236	343	298	29,035	40,956	35,351	233	341	165,246	162,761	219,067	232	335	293	54,318	62,929	77,328	188	241	16,418	35,523
200-399	38	44	43	9,313	9,855	10,023	37	43	52,520	50,396	65,239	37	43	42	15,589	13,523	19,200	34	40	7,180	11,415
400-799	13	9	(1)	6,583	4,900	(1)	13	9	67,043	31,386	(1)	12	9	(1)	8,187	7,022	(1)	13	(1)	5,204	(1)
800 and over	4	7	(1)	9,400	11,242	(1)	4	7	111,250	82,873	(1)	4	6	(1)	36,700	28,440	(1)	4	(1)	37,300	(1)
400-699	12	9	9	5,883	4,900	4,800	12	9	59,243	31,386	31,250	11	9	9	7,587	7,022	8,175	12	8	4,804	4,520
700-999	1	1	3	700	800	2,275	1	1	7,800	6,083	15,019	1	1	3	600	1,000	2,300	1	2	400	1,125
1000 and over	4	6	6	9,400	10,442	8,500	4	6	111,250	76,790	89,643	4	5	6	36,700	27,440	12,870	4	5	37,300	8,550
St. Marys																					
Total	1,199	1,325	1,257	67,602	73,940	65,425	1,136	1,282	432,632	333,553	426,955	1,137	1,226	1,240	144,228	161,934	188,186	550	883	46,717	83,808
None	-----	-----	-----	-------	-------	-------	2	18	150	1,944	-------	7	19	-----	3,694	1,612	-------	2	2	3,010	310
Under 25	334	361	821	5,309	5,571	21,452	304	327	30,560	20,246	130,171	301	290	806	15,063	14,941	72,345	86	516	2,758	30,073
25-49	410	443		13,883	15,028		391	428	79,299	63,480		392	419		33,729	35,959		176		7,967	
50-99	316	342	318	19,725	21,338	19,814	301	332	123,859	85,012	121,612	300	324	318	45,903	48,266	60,013	176	256	15,383	25,768
100-199	87	136	79	10,499	15,843	9,400	87	134	65,624	52,861	58,489	87	133	78	20,666	31,276	24,015	69	72	7,391	12,939
200-399	42	28	22	10,540	7,110	5,829	41	28	85,320	39,330	42,929	40	26	21	15,223	14,500	9,033	32	21	6,166	5,037
400-799	6	11	(1)	3,200	5,650	(1)	6	11	26,365	35,730	(1)	6	11	(1)	4,950	9,400	(1)	5	(1)	1,900	(1)
800 and over	4	4	(1)	4,446	3,400	(1)	4	4	21,455	34,950	(1)	4	4	(1)	5,000	6,000	(1)	4	(1)	2,142	(1)
400-699	5	10	14	2,500	4,950	6,430	5	10	24,365	29,490	49,139	5	10	14	3,750	7,950	14,880	4	13	1,700	6,281
700-999	2	4	3	1,646	3,100	2,500	2	4	9,879	22,940	24,615	2	4	3	3,200	5,250	7,900	2	3	1,000	3,400
1000 and over	3	1	-----	3,500	1,000	-------	3	1	13,576	18,250	-------	3	1	-----	3,000	2,200	-------	3	-----	1,342	-------
Somerset																					
Total	840	1,205	1,369	101,263	124,988	175,482	781	1,114	726,415	837,829	1,432,450	814	1,125	1,360	612,260	371,942	400,840	525	1,026	483,372	184,384
None	-----	-----	-----	-------	-------	-------	24	1	2,287	125	1,396	68	12	8	198,358	42,000	3,720	38	8	189,411	1,428
Under 25	200	222	556	2,597	3,215	12,455	155	155	13,048	10,323	74,428	168	168	543	54,161	7,952	46,066	68	315	43,016	16,546
25-49	208	297		6,661	9,144		193	284	38,233	38,982		183	279		65,077	50,610		105		47,777	
50-99	155	301	308	9,537	18,479	19,457	141	296	62,773	102,359	109,365	135	292	307	63,336	55,235	57,152	93	241	45,503	21,792
100-199	147	208	231	18,418	25,453	29,522	139	204	117,436	161,559	221,924	131	200	229	76,257	68,705	74,660	111	202	55,652	53,656
200-399	81	114	162	20,425	28,043	42,241	80	112	153,783	184,890	352,509	81	112	161	75,966	60,365	88,875	65	153	52,827	44,842

400-799	28	50	(1)	15,000	26,004	(1)	28	49	120,052	236,966	(1)	27	49	(1)	30,625	51,925	(1)	27	(1)	16,578	(1)
800-1599	17	13	(1)	18,975	14,650	(1)	17	13	174,883	102,625	(1)	17	13	(1)	33,100	35,150	(1)	15	(1)	23,508	(1)
1600 and over	4	----	(1)	9,650	----	(1)	4	----	43,920	----	(1)	4	----	(1)	15,200	----	(1)	3	(1)	9,100	(1)
400-699	23	43	82	11,425	20,954	39,932	23	42	84,760	183,656	376,444	22	42	82	24,025	40,125	72,285	22	77	12,905	55,575
700-999	9	10	14	7,050	7,700	10,825	9	10	71,355	78,840	96,256	9	10	14	13,450	25,150	20,657	9	14	9,271	10,997
1000 and over	17	10	16	25,150	12,000	21,250	17	10	182,740	77,295	200,128	17	10	16	41,650	21,800	37,425	14	16	27,010	19,550
Talbot																					
Total	864	971	1,010	73,246	76,677	87,338	814	938	452,233	324,729	610,778	788	952	1,008	467,377	211,728	190,158	478	658	372,930	77,773
None	----	----	----	----	----	----	8	3	9,964	127	1,633	22	10	4	249,516	18,842	475	18	4	248,210	529
Under 25	133	137	387	1,986	2,004	9,984	113	126	10,136	8,592	65,852	100	124	382	21,008	30,680	28,815	36	169	15,767	7,582
25-49	181	203		6,016	6,591		164	197	33,178	28,669		158	199		25,035	15,778		63		12,403	
50-99	274	325	337	17,634	20,074	21,612	260	313	95,038	86,105	156,285	257	317	336	47,998	46,077	48,874	162	227	19,428	16,488
100-199	225	254	224	27,924	29,808	26,545	220	249	169,607	124,056	170,208	204	251	224	84,220	66,401	57,775	160	183	54,035	25,786
200-399	43	44	50	10,405	10,918	11,582	42	43	66,025	50,845	81,141	40	43	50	22,000	19,730	20,348	33	44	13,797	10,563
400-799	2	6	(1)	975	3,297	(1)	2	5	7,600	17,535	(1)	2	6	(1)	2,100	7,620	(1)	1	(1)	900	(1)
800 and over	6	2	(1)	8,326	3,985	(1)	5	2	60,685	8,800	(1)	5	2	(1)	15,500	6,600	(1)	5	(1)	8,390	(1)
400-699	2	4	7	975	1,897	3,140	2	4	7,600	10,535	21,742	2	4	7	2,100	1,620	4,820	1	6	900	2,425
700-999	1	2	----	800	1,400	----	1	1	4,800	7,000	----	1	2	----	1,200	6,000	----	1	----	600	----
1000 and over	5	2	5	7,526	3,985	14,475	4	2	55,885	8,800	133,917	4	2	5	14,300	6,600	29,051	4	5	7,790	16,600
Washington																					
Total	2,210	2,432	2,413	136,516	178,196	192,983	2,102	2,389	702,588	930,351	1,527,974	2,038	2,279	2,393	287,672	322,370	346,394	1,260	1,812	128,756	168,105
None	----	----	----	----	----	----	20	4	3,652	330	2,566	33	13	10	3,785	3,104	1,113	18	8	2,439	825
Under 25	455	303	799	6,529	4,714	23,121	400	272	28,339	32,277	176,111	352	251	784	23,137	14,010	53,220	116	461	10,208	22,676
25-49	611	632		20,418	21,118		581	614	95,897	106,213		557	601		49,031	48,427		293		19,766	
50-99	708	842	916	44,742	54,089	60,426	675	828	223,358	271,339	397,483	672	796	904	94,567	97,914	98,420	473	708	39,612	42,855
100-199	374	548	572	45,364	65,967	69,638	364	545	255,400	337,332	457,809	364	516	569	75,582	101,123	106,330	304	512	51,936	52,019
200-399	49	85	100	12,105	19,215	24,228	49	84	64,167	104,293	171,482	47	81	100	21,355	27,197	52,256	45	97	12,515	29,624
400 and over	13	22	26	7,358	13,093	15,570	13	22	51,760	78,567	142,523	13	21	26	20,215	30,595	35,075	11	26	12,280	20,104
Wicomico																					
Total	1,599	2,271	1,946	160,607	217,031	224,191	1,522	2,112	1,109,377	1,105,354	1,646,765	1,597	2,126	1,959	1,177,857	404,303	415,669	775	1,379	992,281	174,190
None	----	----	----	----	----	----	20	3	4,388	500	4,565	75	5	22	543,676	241	2,568	66	13	511,399	1,105
Under 25	348	414	627	4,786	6,120	16,089	304	328	31,056	24,493	119,571	314	350	605	101,837	17,781	65,970	112	301	93,120	25,416
25-49	367	521		11,919	17,001		342	483	68,148	52,500		354	487		155,648	54,098		130		114,214	
50-99	388	623	545	25,621	38,739	34,905	370	595	151,340	129,837	227,257	369	599	545	138,577	79,335	79,492	176	380	105,465	26,714
100-199	285	442	477	33,963	53,479	58,855	279	436	229,114	225,453	398,712	276	423	475	81,004	120,729	105,345	157	410	46,924	40,358
200-399	138	189	189	34,758	47,663	46,195	134	185	215,582	276,194	364,194	136	184	188	84,115	77,819	69,365	82	173	58,264	29,987
400-799	54	65	(1)	26,210	33,690	(1)	54	65	225,582	242,991	(1)	54	62	(1)	54,000	46,520	(1)	40	(1)	42,295	(1)
800-1599	15	15	(1)	16,250	14,439	(1)	15	15	110,654	105,086	(1)	15	14	(1)	21,900	18,780	(1)	9	(1)	13,100	(1)
1600 and over	4	2	(1)	9,100	5,900	(1)	4	2	75,515	48,500	(1)	4	2	(1)	17,100	9,000	(1)	3	(1)	7,500	(1)
400-699	51	56	78	24,110	27,290	38,098	51	56	207,462	192,566	292,137	51	54	78	50,100	39,570	57,964	38	74	39,895	32,249
700-999	8	18	19	6,350	15,800	14,749	8	18	40,008	101,941	115,364	8	16	19	8,150	15,450	16,240	5	18	4,100	8,211
1000 and over	14	8	11	21,100	12,939	15,300	14	8	162,281	101,870	124,963	14	8	11	34,750	19,280	18,725	9	10	18,900	10,150
Worcester																					
Total	1,319	1,790	2,043	120,786	207,289	267,652	1,252	1,680	819,845	1,142,724	2,274,675	1,440	1,671	1,985	3,322,320	626,949	559,630	1,056	1,552	3,069,707	271,056
None	----	----	----	----	----	----	27	5	32,211	1,612	4,783	192	23	11	1,894,455	49,275	4,876	182	13	1,859,861	4,595
Under 25	263	295	604	3,391	3,698	14,356	210	238	14,546	17,300	124,888	228	235	562	346,856	31,617	45,659	126	294	323,356	16,189
25-49	286	341		9,247	10,850		268	311	42,595	58,895		273	295		272,006	39,695		146		235,128	
50-99	352	472	497	22,176	29,451	32,010	332	456	107,824	157,748	255,251	340	450	487	316,924	105,167	84,054	251	389	286,001	34,785
100-199	272	423	514	33,957	52,299	64,524	270	415	199,696	320,703	493,248	263	411	500	270,559	146,458	138,382	225	445	215,113	65,207
200-399	119	194	299	28,790	47,462	74,572	118	192	200,170	297,684	665,718	117	191	295	148,120	108,818	146,312	101	267	117,213	68,760
400-799	18	50	(1)	9,125	25,452	(1)	18	48	78,445	163,422	(1)	18	49	(1)	26,900	64,474	(1)	17	(1)	18,110	(1)
800-1599	6	8	(1)	6,550	9,360	(1)	6	7	67,480	64,570	(1)	6	8	(1)	12,400	13,515	(1)	5	(1)	7,425	(1)
1600 and over	3	9	(1)	7,530	28,759	(1)	3	8	76,880	62,792	(1)	3	9	(1)	34,100	68,150	(1)	3	(1)	27,500	(1)
400-699	15	45	95	7,025	21,925	44,270	15	45	62,964	140,052	402,982	15	44	94	23,050	59,160	81,457	14	91	15,650	45,628
700-999	4	6	16	2,900	4,487	12,550	4	6	27,479	35,590	113,382	4	6	16	4,650	6,179	18,610	3	15	2,460	11,250
1000 and over	8	16	18	15,280	37,159	25,550	8	14	132,360	115,362	214,443	8	16	18	45,700	80,600	40,300	8	18	34,925	24,662

[1] Comparison with later censuses may be found in groups below beginning with 400-699.

COUNTY TABLE 1.—CHICKENS ON FARMS 1940, 1935, AND 1930; CHICKEN EGGS PRODUCED AND CHICKENS RAISED 1939, 1934, AND 1929; AND CHICKENS SOLD, 1939 AND 1929; CLASSIFIED BY NUMBER ON HAND—Continued

(Chickens on hand over 4 months old Apr. 1, 1940 and over 3 months old Jan. 1, 1935 and Apr. 1, 1930)

STATE OR COUNTY AND NUMBER OF CHICKENS ON HAND	CHICKENS ON HAND						CHICKEN EGGS PRODUCED					CHICKENS RAISED						CHICKENS SOLD			
	Farms reporting			Number			Farms reporting		Dozen			Farms reporting			Number			Farms reporting		Number	
	1940 (Apr.1)	1935 (Jan.1)	1930 (Apr1)	1940 (Apr. 1)	1935 (Jan. 1)	1930 (Apr. 1)	1939	1934	1939	1934	1929	1939	1934	1929	1939	1934	1929	1939	1929	1939	1929
MASSACHUSETTS																					
Total	16,547	21,759	18,078	3,138,271	2,517,778	1,925,852	15,672	20,285	33,737,301	24,079,913	18,102,324	14,341	18,246	17,684	7,564,385	6,038,169	5,087,789	7,997	9,837	5,252,492	2,829,459
None	-----	-----	-----	-------	-------	-------	588	229	772,030	205,617	179,364	807	271	350	568,532	109,080	154,463	538	295	497,552	124,804
Under 25	6,069	8,510	10,294	82,011	114,916	228,800	5,257	7,339	820,990	910,460	2,110,749	4,279	6,348	9,766	213,659	215,196	600,953	706	3,283	104,941	199,734
25-49	3,022	4,923		96,511	154,869		2,740	4,626	906,759	1,374,081		2,488	4,212		281,965	286,690		986		165,600	
50-99	1,933	2,832	3,144	121,186	176,690	200,534	1,767	2,727	1,230,082	1,659,096	1,834,521	1,620	2,417	3,024	322,569	348,269	465,928	1,118	2,176	197,134	232,393
100-199	1,691	2,318	2,161	212,336	293,378	278,049	1,601	2,249	2,188,349	2,772,416	2,505,692	1,507	2,026	2,107	502,374	624,389	654,983	1,251	1,826	322,884	361,847
200-399	1,593	1,602	1,411	413,028	411,640	364,193	1,516	1,566	4,240,496	3,966,283	3,492,671	1,455	1,478	1,384	943,969	918,715	953,130	1,350	1,260	632,247	549,162
400-799	1,291	1,040	(1)	676,783	544,631	(1)	1,265	1,025	7,491,769	5,214,353	(1)	1,250	977	(1)	1,427,250	1,329,879	(1)	1,169	(1)	962,548	(1)
800-1599	683	399	(1)	718,289	412,951	(1)	676	390	7,779,506	4,297,846	(1)	674	384	(1)	1,497,304	1,071,849	(1)	631	(1)	1,053,283	(1)
1600-3199	206	109	(1)	446,315	232,343	(1)	204	108	4,658,357	2,101,192	(1)	203	107	(1)	977,598	585,808	(1)	193	(1)	714,977	(1)
3200 and over	59	26	(1)	371,812	176,360	(1)	58	26	3,648,963	1,578,569	(1)	58	26	(1)	829,165	548,294	(1)	55	(1)	601,326	(1)
400-699	1,095	893	644	536,371	440,061	314,338	1,071	882	6,041,790	4,274,963	2,981,610	1,059	837	637	1,159,544	1,075,150	812,265	985	592	769,239	474,835
700-999	463	319	214	366,198	250,305	171,866	459	311	3,871,193	2,391,110	1,615,024	456	301	207	711,384	607,469	426,077	430	201	497,557	252,607
1000-2499	565	302	183	780,655	406,409	243,173	559	296	8,402,569	4,171,132	2,314,570	558	297	182	1,674,724	1,047,423	729,256	523	178	1,190,150	459,127
2500 and over	116	60	27	529,975	269,510	124,899	114	60	5,263,043	2,354,755	1,068,123	112	59	27	1,185,665	805,788	290,734	110	26	875,188	174,950
Barnstable																					
Total	627	555	224	50,591	35,648	33,456	625	526	529,541	341,898	338,885	551	437	158	117,092	84,374	75,883	127	117	81,771	40,831
None	-----	-----	-----	-------	-------	-------	25	9	9,974	10,155	7,302	28	8	16	1,843	4,109	3,056	12	9	2,574	1,181
Under 25	429	341	105	4,680	4,344	2,255	415	309	49,999	41,570	19,029	340	256	48	7,609	6,575	2,988	13	21	1,045	1,109
25-49	82	110		2,628	3,372		73	106	20,442	32,341		72	79		4,232	4,255		18		988	
50-99	50	38	41	3,034	2,343	2,758	48	37	28,544	24,037	24,776	47	30	27	7,212	3,398	4,333	27	25	4,024	2,570
100-199	18	31	30	2,313	3,838	3,839	18	30	21,286	35,938	36,688	17	29	23	16,391	7,597	7,353	13	22	16,015	3,937
200-399	19	22	23	5,097	5,727	6,271	18	22	62,576	52,988	62,730	18	22	22	12,896	11,002	15,750	16	19	8,944	7,710
400-799	17	8	(1)	8,940	4,754	(1)	16	8	100,984	47,048	(1)	17	8	(1)	17,151	12,640	(1)	16	(1)	10,639	(1)
800 and over	12	5	(1)	23,899	11,270	(1)	12	5	235,736	97,821	(1)	12	5	(1)	49,758	34,798	(1)	12	(1)	37,542	(1)
400-699	15	7	14	7,540	4,004	7,008	14	7	83,585	37,923	72,051	15	7	13	15,310	11,340	13,803	14	13	9,640	8,397
700-999	9	2	7	7,425	1,730	5,681	9	2	83,461	21,290	56,278	9	2	6	16,241	4,500	15,200	9	5	9,760	6,577
1000 and over	5	4	4	17,874	10,290	5,644	5	4	169,674	85,656	60,031	5	4	3	35,358	31,598	13,400	5	3	28,781	9,350
Berkshire																					
Total	1,017	1,522	1,313	100,850	101,494	97,110	891	1,382	1,020,783	887,564	823,694	807	1,316	1,308	208,626	190,116	285,535	335	639	135,731	116,109
None	-----	-----	-----	-------	-------	-------	25	1	21,951	210	3,400	45	8	11	28,518	7,305	2,350	20	11	24,611	2,181
Under 25	387	616	804	5,386	9,070	19,641	309	529	39,803	65,214	164,293	244	482	794	8,003	16,522	117,211	31	265	1,562	20,697
25-49	290	486		9,154	15,228		244	444	67,698	112,705		228	443		19,481	24,810		63		6,324	
50-99	155	224	283	9,472	13,793	17,644	137	217	75,304	115,589	138,016	131	200	280	17,634	24,097	32,243	83	174	8,778	13,165
100-199	76	103	129	9,205	12,789	16,015	72	100	89,293	107,235	120,538	60	95	126	13,972	25,388	33,093	50	104	9,023	18,598
200-399	56	55	62	14,463	14,027	15,533	54	53	138,881	115,584	121,578	50	51	62	24,572	24,930	32,845	42	52	14,991	19,558
400-799	28	25	(1)	15,720	13,097	(1)	26	25	169,534	136,518	(1)	24	24	(1)	22,350	30,550	(1)	25	(1)	16,770	(1)
800-1599	18	7	(1)	17,750	7,423	(1)	17	7	154,500	68,925	(1)	18	7	(1)	40,800	10,500	(1)	14	(1)	33,240	(1)
1600 and over	7	6	(1)	19,700	16,067	(1)	7	6	263,819	165,584	(1)	7	6	(1)	33,296	26,014	(1)	7	(1)	20,432	(1)
400-699	20	20	20	9,940	9,497	9,975	18	20	108,901	89,944	87,452	17	19	20	14,950	23,800	22,325	18	19	12,645	13,515
700-999	16	8	7	12,530	6,223	5,778	16	8	123,433	61,399	58,302	15	8	7	27,700	12,250	11,668	13	7	16,885	6,395
1000-2499	12	8	7	15,000	12,800	9,600	11	8	125,700	155,900	100,352	12	8	7	24,700	17,800	21,800	10	6	23,980	13,300
2500 and over	5	2	1	15,700	8,067	2,924	5	2	229,819	63,784	29,763	5	2	1	29,096	13,214	12,000	5	1	16,932	8,700

Bristol																				
Total	2,063	2,303	2,140	476,830	355,332	271,339	1,966	1,925	4,889,145	3,434,580	2,517,975	1,832	2,019	2,086	1,185,490	908,775	696,147	1,253	1,224	787,135	385,945
None	-----	-----	-----	-------	-------	-------	71	7	80,917	18,515	7,898	98	22	26	88,282	22,447	17,957	80	22	80,391	15,671
Under 25	591	753	1,070	8,262	10,456	23,612	500	501	110,824	69,603	234,081	399	580	1,010	27,453	16,866	57,422	94	320	15,717	21,815
25-49	317	450		10,173	13,990		288	381	112,548	124,053		259	381		38,377	26,865		123		25,129	
50-99	277	277	378	17,199	17,378	24,346	251	255	225,402	160,261	224,575	236	255	365	54,812	37,898	54,582	188	264	35,357	25,285
100-199	249	309	288	30,842	38,974	37,058	239	289	326,293	372,206	335,266	236	287	284	75,777	83,022	86,965	194	252	42,389	47,123
200-399	276	253	249	71,078	64,114	63,060	270	244	758,957	645,721	612,574	254	242	247	173,324	148,782	160,031	245	219	109,120	94,673
400-799	210	175	(1)	111,674	87,642	(1)	208	167	1,202,466	839,814	(1)	208	168	(1)	266,258	227,895	(1)	193	(1)	164,067	(1)
800-1599	95	62	(1)	99,299	61,878	(1)	94	58	992,862	607,837	(1)	95	60	(1)	212,687	166,600	(1)	92	(1)	146,550	(1)
1600-3199	38	21	(1)	84,643	48,800	(1)	37	20	783,841	492,070	(1)	37	21	(1)	174,750	154,400	(1)	36	(1)	119,615	(1)
3200 and over	10	3	(1)	43,660	12,100	(1)	10	3	295,055	104,500	(1)	10	3	(1)	73,770	24,000	(1)	8	(1)	48,800	(1)
400-699	173	159	94	85,184	76,242	45,335	172	152	938,069	710,307	415,133	172	153	94	209,683	199,195	113,721	158	88	122,092	62,403
700-999	73	48	27	56,479	38,050	21,670	71	46	575,047	401,241	182,065	72	45	26	111,920	94,750	48,485	69	25	85,651	29,708
1000-2499	84	42	28	117,208	59,828	37,823	83	38	1,120,766	574,798	332,246	84	42	28	245,392	162,950	120,750	81	28	162,302	71,267
2500 and over	25	12	6	80,405	36,300	18,435	23	12	640,322	357,875	174,139	22	12	6	160,470	116,000	36,254	21	8	108,987	18,000
Dukes																				
Total	137	81	57	6,343	4,024	3,329	137	76	59,941	36,454	32,075	124	65	58	17,164	7,738	7,950	41	43	10,518	4,388
None	-----	-----	-----	-------	-------	-------	7	-----	2,440	---------	547	8	-----	1	2,440	--------	265	5	1	1,900	100
Under 25	78	41	32	1,084	537	862	73	37	8,071	4,596	7,353	64	33	32	1,972	460	1,921	9	20	545	984
25-49	31	21		995	679		29	20	7,980	6,638		27	17		1,592	1,633		6		361	
50-99	14	10	18	964	543	1,132	14	10	7,764	3,610	10,435	12	8	18	3,150	580	2,494	8	17	2,000	1,314
100-199	9	6	5	1,050	735	735	9	6	9,036	5,775	7,320	8	5	5	1,710	1,265	1,070	8	3	1,162	440
200 and over	5	3	2	2,250	1,530	600	5	3	24,650	15,835	6,420	5	2	2	6,300	3,800	2,200	5	2	4,550	1,550
Essex																				
Total	1,052	1,781	1,250	214,647	228,942	191,350	971	1,707	2,297,726	2,620,139	1,851,274	895	1,602	1,239	476,000	590,975	506,516	542	761	347,388	302,220
None	-----	-----	-----	-------	-------	-------	40	36	38,488	26,149	16,284	43	32	51	26,706	7,782	20,059	37	37	28,406	15,331
Under 25	361	511	553	5,051	7,099	12,792	294	431	38,441	88,871	123,348	249	427	514	11,609	18,325	32,720	51	165	6,823	15,066
25-49	191	468		6,133	15,183		164	452	49,771	212,745		152	416		24,632	37,809		60		17,619	
50-99	117	285	260	7,262	17,567	16,680	105	280	64,786	209,893	156,616	98	263	250	16,468	40,642	46,179	60	185	9,934	24,149
100-199	115	232	213	14,492	28,645	27,673	109	225	168,810	307,511	252,172	102	206	208	41,946	67,106	63,139	90	174	28,127	35,474
200-399	117	147	124	29,909	36,576	31,148	110	145	294,887	500,200	270,805	109	128	120	58,190	90,650	77,596	106	110	38,369	44,836
400-799	83	94	(1)	41,704	50,898	(1)	82	94	399,401	537,224	(1)	76	87	(1)	70,055	116,315	(1)	74	(1)	47,832	(1)
800-1599	51	27	(1)	55,179	26,983	(1)	50	27	554,343	308,832	(1)	49	26	(1)	115,099	72,759	(1)	47	(1)	86,541	(1)
1600-3199	14	15	(1)	33,300	31,490	(1)	14	15	427,839	246,352	(1)	14	15	(1)	65,210	70,900	(1)	14	(1)	47,409	(1)
3200 and over	3	2	(1)	21,617	14,501	(1)	3	2	260,960	182,382	(1)	3	2	(1)	46,085	68,687	(1)	3	(1)	36,328	(1)
400-699	74	77	56	35,178	38,782	27,531	73	77	349,853	403,104	277,336	68	70	53	61,725	83,215	70,248	65	50	41,243	43,448
700-999	24	29	18	19,360	22,391	14,735	24	29	181,194	234,931	156,006	23	28	17	36,844	57,700	37,600	24	16	28,092	24,025
1000-2499	44	26	22	58,345	36,858	30,391	43	26	670,407	375,351	297,924	42	26	22	117,595	96,059	99,975	40	20	84,497	67,391
2500 and over	9	6	4	38,917	25,841	30,400	9	6	441,089	261,384	300,783	9	6	4	80,285	91,687	59,000	9	4	64,278	32,500
Franklin																				
Total	1,380	1,775	1,957	112,475	102,795	84,617	1,316	1,617	1,147,404	930,776	731,344	1,215	1,424	1,960	299,831	248,769	212,047	461	873	197,643	97,192
None	-----	-----	-----	-------	-------	-------	61	14	46,857	8,612	5,350	67	15	32	14,654	1,819	2,812	52	31	10,739	2,627
Under 25	766	951	1,539	10,765	12,853	31,058	680	815	83,913	83,543	259,560	596	711	1,515	32,853	29,980	81,588	71	502	15,192	19,649
25-49	290	442		8,993	13,741		269	423	76,688	100,261		258	381		29,692	25,970		90		15,368	
50-99	120	165	236	7,427	10,521	15,066	110	152	63,059	85,942	132,232	103	127	232	16,066	22,581	31,977	73	174	7,494	15,974
100-199	88	129	117	11,026	16,214	14,912	83	125	97,789	150,124	109,894	78	109	117	26,134	36,006	32,676	67	105	18,114	17,546
200-399	58	48	45	14,381	12,508	11,230	55	48	140,393	112,490	99,075	55	42	44	33,482	25,535	24,768	53	41	25,862	13,839
400-799	35	26	(1)	18,458	13,819	(1)	35	26	210,237	132,289	(1)	35	26	(1)	45,050	37,678	(1)	33	(1)	38,612	(1)
800-1599	17	11	(1)	19,825	10,589	(1)	17	11	201,528	73,565	(1)	17	10	(1)	45,700	26,700	(1)	16	(1)	32,062	(1)
1600 and over	6	3	(1)	21,600	12,550	(1)	6	3	226,940	183,950	(1)	6	3	(1)	56,200	42,500	(1)	6	(1)	34,200	(1)
400-699	31	22	15	15,578	11,019	7,101	31	22	174,559	104,214	70,307	31	22	15	37,650	30,878	23,426	29	15	32,220	17,534
700-999	7	12	3	5,480	9,900	2,250	7	12	53,980	85,290	21,126	7	11	3	13,700	23,250	3,800	7	3	9,992	2,523
1000 and over	20	6	2	38,825	16,039	3,000	20	6	410,166	200,300	33,800	20	6	2	95,600	52,750	11,000	19	2	62,662	7,500

[1] Comparison with later censuses may be found in groups below beginning with 400-699.

COUNTY TABLE 1.—CHICKENS ON FARMS 1940, 1935, AND 1930; CHICKEN EGGS PRODUCED AND CHICKENS RAISED 1939, 1934, AND 1929; AND CHICKENS SOLD, 1939 AND 1929; CLASSIFIED BY NUMBER ON HAND—Continued

(Chickens on hand over 4 months old Apr. 1, 1940 and over 3 months old Jan. 1, 1935 and Apr. 1, 1930)

STATE OR COUNTY AND NUMBER OF CHICKENS ON HAND	CHICKENS ON HAND						CHICKEN EGGS PRODUCED					CHICKENS RAISED						CHICKENS SOLD			
	Farms reporting			Number			Farms reporting		Dozens			Farms reporting			Number			Farms reporting		Number	
	1940 (Apr. 1)	1935 (Jan. 1)	1930 (Apr. 1)	1940 (Apr. 1)	1935 (Jan. 1)	1930 (Apr. 1)	1939	1934	1939	1934	1929	1939	1934	1929	1939	1934	1929	1939	1929	1939	1929
MASSACHUSETTS—Continued																					
Hampden																					
Total	1,380	1,665	1,550	143,715	112,729	116,351	1,323	1,552	1,417,032	963,528	1,092,368	1,275	1,296	1,291	415,264	230,258	302,966	597	660	284,209	180,669
None	—	—	—	—	—	—	44	12	46,112	6,074	14,010	78	13	23	33,379	3,454	23,393	31	20	26,189	24,144
Under 25	586	776	853	7,943	10,535	19,196	518	682	64,993	82,249	159,849	465	518	786	17,478	19,243	35,023	78	241	6,589	12,920
25-49	311	409		9,790	12,686		292	387	92,139	103,083		278	341		25,861	24,523		113		12,457	
50-99	156	210	214	9,968	12,401	13,418	148	205	83,276	102,478	107,293	140	174	204	25,483	24,054	25,212	102	150	14,263	12,368
100-199	136	136	147	17,479	17,401	18,451	133	133	182,249	136,144	171,785	127	123	148	47,061	36,320	44,337	99	125	31,630	25,924
200-399	97	75	85	25,139	19,264	22,412	95	74	240,357	150,464	203,116	95	70	82	84,300	42,390	65,629	88	77	60,537	37,360
400-799	61	43	(1)	32,746	22,165	(1)	60	43	322,727	210,716	(1)	59	41	(1)	61,072	47,374	(1)	54	(1)	44,705	(1)
800-1599	28	14	(1)	28,850	14,677	(1)	28	14	292,302	123,255	(1)	28	14	(1)	75,130	27,900	(1)	27	(1)	53,790	(1)
1600 and over	5	2	(1)	11,800	3,600	(1)	5	2	92,877	49,065	(1)	5	2	(1)	45,500	5,000	(1)	5	(1)	34,049	(1)
400-699	52	35	30	26,244	16,440	15,490	51	35	269,502	162,670	147,371	51	34	29	47,230	35,870	37,322	47	26	32,440	24,356
700-999	26	15	14	20,952	11,802	11,724	26	15	214,937	91,551	121,277	25	14	14	45,442	21,304	28,750	23	14	32,190	15,897
1000 and over	16	9	7	26,200	12,200	15,860	16	9	223,467	128,815	167,667	16	9	7	89,030	23,100	43,300	16	7	67,914	27,700
Hampshire																					
Total	1,306	1,987	1,978	162,323	145,447	123,533	1,305	1,883	1,721,509	1,212,231	1,122,241	1,190	1,570	1,942	368,000	303,991	313,401	508	912	230,463	170,955
None	—	—	—	—	—	—	42	14	24,909	8,930	2,282	69	12	15	23,780	2,666	2,415	31	13	19,961	2,225
Under 25	603	1,008	1,429	8,407	14,101	29,452	576	937	80,940	82,112	256,197	484	724	1,389	16,540	19,219	63,928	65	439	4,362	21,132
25-49	282	469		8,715	14,539		277	450	70,021	92,886		253	422		17,330	22,801		84		5,427	
50-99	125	192	281	7,693	11,814	17,677	124	187	81,104	85,143	162,293	109	161	274	19,153	19,603	36,403	77	211	8,643	17,799
100-199	111	133	138	13,794	16,803	18,162	105	133	123,545	141,714	164,523	98	104	135	25,859	32,439	48,922	91	124	15,322	27,490
200-399	76	88	80	19,995	22,969	20,557	74	85	213,005	224,928	207,282	72	74	79	47,930	49,604	51,855	66	78	28,456	33,126
400-799	50	52	(1)	26,970	26,733	(1)	49	52	315,797	230,985	(1)	48	49	(1)	77,652	67,780	(1)	44	(1)	58,381	(1)
800-1599	46	18	(1)	47,191	20,252	(1)	46	18	498,621	206,427	(1)	45	17	(1)	85,356	55,280	(1)	38	(1)	51,704	(1)
1600 and over	13	7	(1)	29,558	16,236	(1)	12	7	315,587	139,106	(1)	12	7	(1)	54,400	34,594	(1)	12	(1)	38,207	(1)
400-699	40	44	32	19,675	21,065	15,435	39	44	229,445	184,821	133,337	38	41	32	57,722	50,825	40,718	34	30	38,581	22,851
700-999	33	15	6	27,117	11,493	5,068	33	15	292,456	117,460	45,871	33	14	6	57,555	33,375	10,160	29	5	43,505	6,400
1000-2499	30	14	11	40,069	19,927	13,182	30	14	435,754	195,860	148,206	29	14	11	69,631	51,560	39,000	26	11	42,706	29,932
2500 and over	6	4	1	16,858	10,736	4,000	5	4	170,330	78,377	2,250	5	4	1	32,500	21,894	20,000	5	1	23,500	10,000
Middlesex																					
Total	1,619	2,726	2,175	542,704	433,996	319,743	1,517	2,541	5,853,074	4,591,777	3,185,120	1,386	2,359	2,094	1,219,782	1,073,878	837,493	1,015	1,305	904,777	458,138
None	—	—	—	—	—	—	71	27	139,844	52,022	31,239	105	43	42	85,336	17,430	14,467	75	39	73,785	10,230
Under 25	339	815	966	4,589	10,854	22,020	261	688	45,991	98,825	216,531	193	631	888	11,032	20,828	48,385	41	301	5,217	22,537
25-49	219	549		7,151	17,695		185	514	70,026	189,291		153	453		14,012	35,574		69		8,596	
50-99	159	401	440	9,961	25,704	28,407	139	381	96,451	280,285	293,001	119	343	418	26,572	56,395	65,027	83	293	21,158	31,838
100-199	230	393	320	29,741	51,599	41,158	212	380	298,208	565,917	388,186	187	354	308	61,950	108,731	103,178	164	268	37,616	57,752
200-399	243	255	250	63,763	65,218	64,459	227	245	649,741	647,529	695,788	209	241	243	131,409	130,533	165,919	204	222	98,517	87,730
400-799	243	193	(1)	123,775	100,620	(1)	239	188	1,410,646	970,552	(1)	236	180	(1)	246,510	220,870	(1)	212	(1)	154,454	(1)
800-1599	127	93	(1)	131,015	97,396	(1)	125	91	1,417,288	1,177,624	(1)	126	89	(1)	236,953	262,703	(1)	113	(1)	165,603	(1)
1600-3199	44	23	(1)	95,612	47,643	(1)	44	23	1,084,996	397,421	(1)	44	21	(1)	219,008	120,814	(1)	41	(1)	172,431	(1)
3200 and over	15	4	(1)	77,097	17,267	(1)	14	4	639,883	212,311	(1)	14	4	(1)	187,000	100,000	(1)	13	(1)	167,400	(1)
400-699	217	165	111	105,021	80,880	55,390	213	163	1,217,215	809,755	506,613	210	154	111	210,985	176,470	143,187	188	98	133,653	74,984
700-999	75	63	46	60,606	49,734	37,300	74	59	617,766	482,479	347,949	75	59	42	115,028	115,753	96,000	67	44	75,483	59,729
1000-2499	110	75	36	152,225	98,245	46,169	109	74	1,708,364	1,147,097	470,892	109	72	36	311,358	268,864	133,730	99	35	230,352	72,838
2500 and over	27	10	6	109,647	34,067	24,840	26	10	1,009,468	318,577	234,921	26	9	6	252,100	143,300	67,600	25	5	220,400	40,500

Nantucket																				
Total	29	20	14	3,846	1,475	1,310	28	21	32,017	13,206	12,204	25	8	11	5,014	1,258	1,859	12	9	2,007	1,300
None	———	———	———	———	———	———	1	1	100	100	———	1	1	1	50	65	100	———	1	———	75
Under 25	3	8	6	54	110	190	2	8	280	1,037	1,626	1	2	4	100	23	159	———	2	———	70
25-49	9	5		307	150		8	5	1,910	975		8	1		700	20		5		307	
50-99	6	4	4	355	265	265	6	4	3,717	1,904	2,228	4	2	2	374	450	300	1	2	75	130
100-199	4	2	2	570	250	355	4	2	5,510	2,190	3,350	4	1	2	450	300	300	1	2	25	175
200-399	4	———	2	1,100	———	500	4	———	8,500	———	5,000	4	———	2	1,900	———	1,000	5	2	1,600	850
400 and over	3	1	———	1,460	700	———	3	1	12,000	7,000	———	3	1	———	1,440	400	———				
Norfolk																					
Total	645	1,089	747	328,977	272,050	143,788	603	1,010	3,523,769	2,190,934	1,373,314	559	855	747	780,345	625,647	393,550	431	465	512,039	227,257
None	———	———	———	———	———	———	20	5	42,984	910	29,655	35	8	20	43,879	2,017	10,599	25	20	39,607	8,454
Under 25	100	233	258	1,393	3,209	6,128	73	192	14,025	39,016	66,296	49	179	246	4,021	7,903	14,889	10	59	2,293	6,427
25-49	69	251		2,247	7,789		61	225	23,882	65,978		52	182		6,714	9,748		21		7,778	
50-99	82	171	140	5,481	10,580	9,009	68	160	46,915	109,090	86,833	59	118	136	9,473	20,282	23,876	42	86	3,880	11,042
100-199	83	126	143	10,625	15,684	18,424	76	123	120,775	140,878	177,055	70	92	141	19,427	30,970	41,532	59	109	11,585	20,520
200-399	93	139	103	23,500	35,790	27,572	88	138	226,724	304,453	259,781	80	123	101	55,041	73,660	72,058	70	90	37,483	40,497
400-799	118	103	(1)	63,924	55,118	(1)	117	102	725,086	449,046	(1)	117	91	(1)	129,295	121,275	(1)	111	(1)	81,629	(1)
800-1599	73	49	(1)	80,419	48,780	(1)	73	48	825,817	442,193	(1)	71	45	(1)	154,995	116,392	(1)	69	(1)	104,435	(1)
1600-3199	20	13	(1)	41,888	26,100	(1)	20	13	399,091	178,020	(1)	19	13	(1)	107,600	66,400	(1)	17	(1)	86,177	(1)
3200 and over	7	4	(1)	99,500	69,000	(1)	7	4	1,098,470	461,350	(1)	7	4	(1)	249,900	177,000	(1)	7	(1)	137,172	(1)
400-699	92	89	67	45,364	45,068	32,398	92	88	526,901	352,951	324,297	91	79	67	98,405	97,075	90,831	87	66	60,015	56,793
700-999	49	38	21	37,810	30,163	16,797	48	38	395,249	275,275	145,041	48	33	21	70,390	68,592	48,525	46	20	46,989	28,073
1000-2499	67	34	12	94,557	44,267	14,960	67	33	950,582	378,513	126,856	66	33	12	212,795	112,000	39,240	61	12	152,287	19,951
2500 and over	10	8	3	108,000	79,500	18,500	10	8	1,175,732	523,870	157,500	9	8	3	260,200	203,400	52,000	10	3	150,122	35,500
Plymouth																					
Total	2,190	1,963	1,068	434,951	336,877	201,550	2,151	1,897	5,330,275	3,291,573	1,879,279	1,970	1,730	1,068	1,354,394	914,507	625,019	1,173	767	1,010,708	379,922
None	———	———	———	———	———	———	90	24	172,262	33,809	23,778	124	41	34	174,105	27,490	19,310	86	29	141,015	16,411
Under 25	799	728	387	10,477	9,024	8,976	730	660	118,874	77,082	89,545	579	548	363	36,198	26,687	22,267	104	150	20,942	10,589
25-49	355	283		11,509	9,085		340	273	135,776	79,991		299	234		64,164	27,702		145		48,541	
50-99	243	230	192	15,288	14,352	12,678	228	227	194,284	137,789	132,791	208	209	190	51,771	34,831	61,879	153	149	34,166	36,009
100-199	223	251	192	27,612	31,914	25,053	210	246	319,346	288,821	252,425	205	235	188	79,188	85,447	71,587	165	160	57,671	38,113
200-399	225	222	135	58,263	58,624	36,084	216	220	658,594	550,974	326,021	215	219	131	163,541	150,477	111,665	198	124	110,640	60,869
400-799	198	163	(1)	104,875	86,434	(1)	192	163	1,220,278	878,656	(1)	195	158	(1)	262,567	237,788	(1)	180	(1)	191,662	(1)
800-1599	110	66	(1)	114,344	69,270	(1)	108	64	1,477,029	708,820	(1)	108	66	(1)	294,511	186,985	(1)	105	(1)	225,839	(1)
1600-3199	32	15	(1)	66,785	34,074	(1)	32	15	729,839	336,881	(1)	32	15	(1)	165,900	83,100	(1)	32	(1)	118,953	(1)
3200 and over	5	5	(1)	25,798	24,100	(1)	5	5	303,993	198,750	(1)	5	5	(1)	62,449	54,000	(1)	5	(1)	61,279	(1)
400-699	167	137	95	82,925	68,010	44,455	161	137	989,202	735,320	420,700	164	132	95	217,217	196,238	125,378	151	89	163,125	75,529
700-999	77	51	34	60,639	39,264	26,736	77	49	698,776	349,707	260,019	77	51	34	115,611	96,700	70,662	74	33	78,918	43,994
1000-2499	90	49	31	125,440	62,930	41,568	88	49	1,555,444	642,704	367,400	88	49	31	332,650	164,035	135,171	86	31	248,911	96,658
2500 and over	11	12	2	42,798	43,674	6,000	11	12	487,717	395,376	6,600	11	12	2	119,949	104,900	7,100	11	2	106,779	1,750
Suffolk																					
Total	2	7	6	(6)	645	752	2	2	(6)	(6)	7,701	2	1	5	(6)	(6)	1,894	2	3	(6)	1,049
Worcester																					
Total	3,100	4,305	3,799	553,063	388,324	337,624	2,837	4,146	5,841,525	3,558,342	3,134,850	2,510	3,564	3,717	1,095,883	856,083	827,529	1,500	2,059	726,532	463,484
None	———	———	———	———	———	———	91	79	145,192	40,131	37,326	106	68	77	45,560	12,496	37,630	84	61	48,374	26,144
Under 25	1,027	1,724	2,289	13,920	22,687	52,591	826	1,549	164,836	176,842	512,811	616	1,257	2,174	38,791	32,565	122,408	139	797	24,654	46,720
25-49	576	979		18,716	30,707		512	946	177,878	253,134		449	862		35,178	44,980		189		16,705	
50-99	429	625	655	27,082	39,429	41,329	389	612	259,476	343,075	362,304	354	527	628	74,401	63,453	81,423	221	446	47,362	40,750
100-199	349	467	437	43,587	58,532	56,214	331	457	426,209	517,963	486,490	315	386	424	92,509	109,798	120,831	250	378	54,205	68,755
200-399	326	296	252	85,590	76,243	65,167	302	290	839,881	657,117	626,901	291	265	250	154,884	169,852	173,514	256	225	96,628	107,764
400-799	243	156	(1)	125,537	82,068	(1)	236	155	1,391,963	767,694	(1)	230	143	(1)	225,550	207,514	(1)	223	(1)	151,347	(1)
800-1599	107	47	(1)	114,002	50,308	(1)	107	47	1,235,335	521,909	(1)	106	45	(1)	207,880	131,625	(1)	99	(1)	137,795	(1)
1600-3199	31	8	(1)	63,729	14,150	(1)	31	8	618,352	136,177	(1)	31	8	(1)	110,930	31,800	(1)	27	(1)	72,536	(1)
3200 and over	12	3	(1)	60,900	14,200	(1)	12	3	582,403	144,500	(1)	12	3	(1)	110,200	52,000	(1)	12	(1)	76,926	(1)
400-699	209	137	108	101,262	68,471	53,220	202	136	1,129,908	677,143	516,565	197	125	106	184,927	168,444	127,806	190	96	121,135	72,825
700-999	74	36	31	57,800	27,905	24,127	74	36	634,894	251,487	221,090	72	34	31	100,953	76,395	55,227	69	29	70,092	29,286
1000-2499	92	38	24	128,396	50,150	33,176	92	38	1,317,342	497,150	299,196	92	37	24	232,380	126,100	83,890	85	24	155,425	53,240
2500 and over	18	3	3	76,710	14,200	11,800	18	3	745,909	144,500	72,167	18	3	3	136,000	52,000	24,800	17	3	91,952	18,000

[1] Comparison with later censuses may be found in groups below beginning with 400-699.

[6] Where there are less than 3 farms reporting, data are included only in the State totals.

COUNTY TABLE 1.—CHICKENS ON FARMS 1940, 1935, AND 1930; CHICKEN EGGS PRODUCED AND CHICKENS RAISED 1939, 1934, AND 1929; AND CHICKENS SOLD, 1939 AND 1929; CLASSIFIED BY NUMBER ON HAND—Continued

(Chickens on hand over 4 months old Apr. 1, 1940 and over 3 months old Jan. 1, 1935 and Apr. 1, 1930)

STATE OR COUNTY AND NUMBER OF CHICKENS ON HAND	CHICKENS ON HAND						CHICKEN EGGS PRODUCED					CHICKENS RAISED						CHICKENS SOLD			
	Farms reporting			Number			Farms reporting		Dozens			Farms reporting			Number			Farms reporting		Number	
	1940 (Apr.1)	1935 (Jan.1)	1930 (Apr.1)	1940 (Apr. 1)	1935 (Jan. 1)	1930 (Apr. 1)	1939	1934	1939	1934	1929	1939	1934	1929	1939	1934	1929	1939	1929	1939	1929
MICHIGAN																					
Total	146,234	163,385	146,254	10,023,267	11,114,344	10,379,714	134,887	155,340	70,263,284	79,081,080	77,401,563	125,554	135,995	142,909	17,531,398	15,942,306	18,146,102	73,063	90,474	7,886,798	8,723,917
None	------	------	-----	-------	-------	-------	1,689	1,240	737,141	426,889	517,844	2,419	1,244	1,455	693,693	209,687	266,445	2,053	1,479	612,910	234,746
Under 25	32,809	33,962	67,908	477,784	503,547	1,835,169	26,740	29,665	2,991,917	3,385,258	13,492,015	23,187	24,271	64,322	1,199,907	793,750	3,488,509	6,959	28,984	525,881	1,390,105
25-49	41,004	47,637		1,376,359	1,595,119		37,457	45,146	8,332,452	10,400,512		34,392	39,406		2,464,947	2,165,566		16,032		873,539	
50-99	40,097	47,236	46,560	2,593,206	3,000,093	3,018,353	37,756	45,539	16,495,036	20,057,990	21,006,456	35,525	40,929	45,738	4,350,109	4,005,842	4,860,705	23,803	33,142	1,750,290	2,168,090
100-199	23,763	25,112	23,653	2,993,279	3,113,169	2,953,057	22,916	24,478	21,440,067	22,371,678	21,119,661	21,848	21,831	23,342	4,892,016	4,388,777	4,900,289	17,499	19,608	2,151,404	2,434,669
200-399	7,153	7,688	6,599	1,737,271	1,878,562	1,631,355	6,953	7,551	13,192,870	14,356,315	13,064,774	6,816	6,724	6,528	2,548,118	2,716,638	2,847,699	5,524	5,860	1,158,294	1,478,007
400-799	1,201	1,497	(1)	582,932	725,931	(1)	1,177	1,470	4,897,863	5,790,909	(1)	1,166	1,353	(1)	904,737	1,104,112	(1)	1,010	(1)	513,142	(1)
800-1599	172	227	(1)	172,253	230,349	(1)	168	225	1,489,517	1,824,490	(1)	168	212	(1)	292,988	420,274	(1)	152	(1)	182,021	(1)
1600-3199	29	21	(1)	57,983	45,464	(1)	25	21	455,729	323,247	(1)	27	20	(1)	118,283	91,532	(1)	26	(1)	78,567	(1)
3200 and over	6	5	(1)	32,200	22,110	(1)	6	5	230,692	143,792	(1)	6	5	(1)	66,600	48,128	(1)	5	(1)	40,750	(1)
400-699	1,124	1,390	1,189	527,959	649,643	564,297	1,102	1,365	4,418,202	5,208,635	4,844,200	1,092	1,254	1,184	829,599	987,754	1,017,027	940	1,083	472,656	571,682
700-999	161	209	216	125,841	163,168	169,426	158	207	1,152,466	1,282,879	1,498,229	157	193	215	183,409	268,241	327,656	144	202	105,032	192,399
1000-2499	112	140	117	145,730	172,301	155,057	106	138	1,158,382	1,321,809	1,370,074	107	132	114	259,207	333,523	320,472	99	106	164,431	179,716
2500 and over	11	11	12	45,838	38,742	53,000	10	11	344,751	269,115	488,310	11	11	11	110,393	74,528	117,300	10	10	72,361	74,503
Alcona																					
Total	658	764	658	27,214	26,314	24,651	614	733	160,526	213,737	181,420	616	630	641	42,351	37,789	36,930	211	276	12,736	13,869
None	------	------	-----	-------	-------	-------	3	7	325	2,395	835	5	6	2	330	438	187	4	3	130	173
Under 25	203	302	501	3,205	4,785	12,696	186	278	20,764	44,112	89,757	180	214	484	5,662	8,788	19,368	33	177	1,256	6,021
25-49	279	300		9,260	9,942		258	291	51,731	78,333		261	262		15,044	13,241		83		2,955	
50-99	134	142	130	8,494	8,596	8,154	127	137	47,088	61,522	59,527	130	130	128	12,322	11,900	11,323	65	77	3,690	4,586
100 and over	42	20	27	6,255	2,991	3,801	40	20	40,618	27,375	31,301	40	18	27	8,993	3,422	6,052	26	19	4,705	3,089
Alger																					
Total	300	406	320	13,863	12,913	13,432	255	378	81,204	98,831	104,721	255	271	256	25,137	16,097	19,927	80	143	10,019	8,536
None	------	------	-----	-------	-------	-------	8	1	563	50	350	10	2	1	1,498	170	8	6	5	1,322	92
Under 25	142	243	248	1,999	3,212	5,293	108	223	10,798	24,726	39,142	109	154	185	2,781	2,958	6,208	22	92	769	2,090
25-49	99	106		3,136	3,333		87	101	16,212	23,579		87	66		4,451	2,674		27		1,190	
50-99	32	34	44	2,014	2,008	2,680	26	33	12,456	15,125	20,546	24	29	43	2,606	2,470	4,157	13	22	1,112	1,727
100-199	11	17	14	1,328	2,180	1,734	11	15	10,198	17,455	14,737	10	14	13	2,361	3,275	2,158	3	13	529	1,357
200-399	12	3	12	2,840	715	2,775	11	2	11,212	2,550	20,346	11	3	12	6,140	950	4,546	5	9	2,337	1,770
400 and over	4	3	2	2,546	1,465	950	4	3	19,765	15,346	9,600	4	3	2	5,300	3,600	2,850	4	2	2,760	1,500
Allegan																					
Total	3,814	4,717	4,363	458,233	574,211	464,903	3,637	4,525	3,821,856	4,542,972	4,125,052	3,194	3,691	4,298	670,408	716,893	797,782	1,872	2,841	297,196	404,108
None	------	------	-----	-------	-------	-------	36	35	22,916	21,373	32,878	57	34	64	29,275	6,701	20,920	60	68	29,155	17,442
Under 25	592	675	1,624	8,675	10,083	41,787	493	579	52,583	69,318	369,264	370	449	1,536	23,146	15,805	84,597	107	598	10,467	37,648
25-49	735	931		24,808	31,218		687	880	161,977	210,724		564	736		48,159	41,420		212		25,194	
50-99	827	1,128	1,084	54,017	72,832	70,780	787	1,090	376,014	523,726	580,730	668	894	1,066	80,279	82,562	111,107	401	667	34,468	43,930
100-199	847	980	891	110,396	129,196	117,579	823	947	905,835	1,014,189	993,631	723	739	874	172,543	154,837	205,340	530	630	76,376	97,412
200-399	631	726	602	164,494	187,927	156,657	629	718	1,411,899	1,495,786	1,426,584	630	588	596	207,400	239,219	251,612	423	525	74,636	132,181
400-799	170	257	(1)	80,843	122,505	(1)	170	257	730,227	1,055,864	(1)	170	232	(1)	88,926	152,238	(1)	129	(1)	37,835	(1)
800 and over	12	20	(1)	15,000	20,450	(1)	12	19	160,405	151,992	(1)	12	19	(1)	20,680	24,111	(1)	10	(1)	11,065	(1)
400-699	161	243	151	74,443	112,605	68,570	161	243	671,066	980,462	628,949	161	218	151	78,746	139,388	101,794	120	142	31,372	60,500
700-999	14	23	9	10,550	17,750	6,530	14	23	105,421	129,812	65,800	14	22	9	14,160	21,400	11,912	12	9	7,145	8,995
1000 and over	7	11	2	10,850	12,600	3,000	7	10	114,145	97,582	27,216	7	11	2	16,700	15,561	10,500	7	2	10,383	6,000

Alpena																				
Total	1,058	1,131	946	41,773	36,289	34,958	1,008	1,105	291,845	219,403	240,164	1,006	961	912	76,806	56,411	56,404	461	471	23,503	21,465
None							7	7	953	535	725	2	13	4	135	585	123	4	3	749	41
Under 25	385	477	735	5,675	7,094	18,732	345	459	32,964	36,807	123,912	340	356	699	12,180	12,202	31,077	86	315	2,835	9,877
25-49	437	466		14,461	15,060		427	456	88,658	81,565		431	418		26,050	21,816		205		6,488	
50-99	176	150	179	10,621	9,037	10,757	170	146	72,219	57,013	70,973	174	140	177	19,774	14,023	15,940	119	126	6,320	6,235
100-199	42	35	25	5,356	3,998	2,944	41	34	44,592	30,543	20,124	41	31	25	8,798	5,535	4,935	30	20	3,200	2,399
200-399	15	1	5	3,660	250	1,125	15	1	22,599	2,340	7,420	15	1	5	5,469	400	1,229	14	5	2,411	613
400 and over	3	2	2	2,000	850	1,400	3	2	29,860	10,600	17,010	3	2	2	4,400	1,850	3,100	3	2	1,500	2,300
Antrim																					
Total	971	1,140	950	44,469	48,594	48,554	906	1,131	333,988	405,019	379,484	893	993	955	73,816	66,080	75,691	439	493	26,577	33,873
None							14	35	5,007	6,667	2,299	23	26	10	1,842	1,164	574	14	8	777	811
Under 25	317	382	592	4,610	5,793	15,518	271	350	32,021	50,144	115,871	250	315	588	9,836	9,379	24,184	73	245	2,729	7,773
25-49	356	435		11,853	14,547		335	428	78,432	110,878		333	388		20,299	18,471		161		5,861	
50-99	201	232	244	12,575	14,631	15,144	193	227	89,920	108,333	113,964	191	191	244	19,955	20,051	22,936	119	143	7,168	8,960
100-199	77	76	87	9,770	9,738	11,165	73	76	73,856	87,846	89,320	76	60	86	13,104	11,785	16,912	55	70	6,637	8,995
200-399	17	13	26	3,861	3,065	6,277	17	13	29,002	35,232	52,956	17	11	26	5,780	4,330	10,385	14	26	2,205	6,834
400 and over	3	2	1	1,800	820	450	3	2	25,750	5,919	5,074	3	2	1	3,000	900	700	3	1	2,200	500
Arenac																					
Total	1,153	1,246	1,085	64,023	59,505	46,435	1,096	1,175	411,790	399,545	351,749	1,061	1,028	1,085	125,345	92,388	89,480	513	574	41,604	33,067
None							10	5	2,285	1,085	780	14	7	7	1,620	535	414	12	7	1,218	918
Under 25	272	292	743	3,923	4,496	19,822	242	250	24,651	28,912	150,519	221	199	738	10,182	8,338	40,853	59	323	2,989	12,314
25-49	381	483		13,056	16,159		359	458	77,795	98,966		343	408		25,101	24,155		151		6,895	
50-99	324	361	288	20,512	23,236	17,801	312	356	117,820	152,737	131,487	309	317	286	39,812	35,752	32,184	162	202	11,393	12,753
100-199	149	91	43	18,687	10,824	5,336	146	87	132,367	75,143	37,803	147	79	43	36,200	16,723	9,658	110	32	14,897	3,982
200-399	22	18	8	5,195	4,290	2,076	22	18	41,956	34,702	15,660	22	18	8	9,105	6,885	3,606	16	7	3,271	1,400
400 and over	5	1	3	2,650	500	1,400	5	1	14,916	8,000	15,500	5	-----	3	3,325	--------	2,765	3	3	941	1,700
Baraga																					
Total	403	521	520	14,477	17,781	22,479	377	504	112,398	110,307	191,125	361	414	497	18,277	19,289	28,068	62	211	3,900	9,438
None							12	11	2,316	2,217	3,150	12	8	7	433	360	755	7	10	125	537
Under 25	228	271	369	3,040	3,580	8,507	199	250	21,301	18,117	70,897	184	214	341	4,482	3,351	9,812	13	92	638	2,104
25-49	96	151		3,142	4,926		90	147	24,204	32,508		87	110		3,564	5,128		15		446	
50-99	54	70	107	3,368	4,215	6,609	52	67	27,812	25,001	56,543	53	56	106	4,638	4,610	8,037	15	72	672	2,730
100-199	16	21	32	1,932	2,390	3,918	16	21	19,235	16,721	32,125	16	19	32	1,955	2,840	5,339	5	28	495	2,572
200 and over	9	8	12	2,995	2,670	3,445	8	8	17,530	15,743	28,410	9	7	11	3,225	3,000	4,125	7	9	1,524	1,495
Barry																					
Total	2,472	2,674	2,345	162,771	179,585	170,597	2,294	2,524	1,336,054	1,334,506	1,360,840	2,180	2,259	2,204	259,926	246,847	276,115	1,274	1,667	110,263	161,526
None							18	20	4,239	4,973	9,291	25	16	27	3,755	1,554	3,652	28	31	3,933	4,144
Under 25	515	488	933	7,205	7,228	25,982	442	402	56,871	46,745	196,726	406	342	808	19,484	10,436	44,015	112	464	8,654	22,792
25-49	679	736		22,920	25,086		620	694	152,349	166,198		571	603		35,816	31,852		264		12,913	
50-99	730	855	846	47,723	55,058	55,759	687	825	366,971	384,672	432,736	664	769	818	72,843	70,083	84,685	467	667	28,432	48,117
100-199	434	463	452	53,728	56,545	57,090	415	453	464,218	444,696	447,448	407	409	441	81,995	74,221	85,447	312	401	34,313	50,158
200-399	105	118	99	24,725	27,749	24,106	103	116	208,853	230,489	194,746	98	106	95	35,543	37,884	40,850	82	89	18,113	24,678
400-799	6	12	(1)	2,870	5,519	(1)	6	12	38,520	42,133	(1)	6	12	(1)	4,800	7,817	(1)	6	(1)	2,045	(1)
800 and over	3	2	(1)	3,600	2,400	(1)	3	2	44,033	14,600	(1)	3	2	(1)	5,690	13,000	(1)	3	(1)	1,860	(1)
400-699	5	11	13	2,170	4,769	6,260	5	11	27,570	39,093	60,763	5	11	13	2,800	6,317	14,836	5	13	1,145	10,087
700 and over	4	3	2	4,300	3,150	1,400	4	3	54,983	17,640	19,130	4	3	2	7,690	14,500	2,630	4	2	2,760	1,550
Bay																					
Total	2,708	3,006	2,620	170,395	166,604	139,964	2,510	2,920	925,270	911,879	980,094	2,415	2,693	2,564	353,734	256,104	252,143	1,415	1,671	136,320	104,572
None							32	11	5,032	2,089	5,538	44	21	21	4,535	954	2,199	28	17	2,846	1,469
Under 25	525	586	1,464	7,917	8,688	40,320	426	539	44,782	44,059	281,435	384	439	1,399	24,167	15,673	82,833	113	737	8,403	30,234
25-49	796	966		26,534	32,071		731	941	142,805	148,736		673	863		56,039	50,614		319		17,442	
50-99	1,293	987	825	103,448	60,771	51,866	1,233	973	579,730	331,552	347,148	1,222	923	815	216,283	87,648	88,800	876	624	81,584	34,973
100-199	------	403	284	--------	48,510	34,848	-----	392	----------	286,720	242,862	-----	384	283	--------	78,665	55,793	-----	247	--------	25,433

[1] Comparison with later censuses may be found in groups below beginning with 400-699.

COUNTY TABLE 1.—CHICKENS ON FARMS 1940, 1935, AND 1930; CHICKEN EGGS PRODUCED AND CHICKENS RAISED 1939, 1934, AND 1929; AND CHICKENS SOLD, 1939 AND 1929; CLASSIFIED BY NUMBER ON HAND—Continued

(Chickens on hand over 4 months old Apr. 1, 1940 and over 3 months old Jan. 1, 1935 and Apr. 1, 1930)

STATE OR COUNTY AND NUMBER OF CHICKENS ON HAND	CHICKENS ON HAND						CHICKEN EGGS PRODUCED					CHICKENS RAISED						CHICKENS SOLD			
	Farms reporting			Number			Farms reporting		Dozens			Farms reporting			Number			Farms reporting		Number	
	1940 (Apr.1)	1935 (Jan.1)	1930 (Apr.1)	1940 (Apr. 1)	1935 (Jan. 1)	1930 (Apr. 1)	1939	1934	1939	1934	1929	1939	1934	1929	1939	1934	1929	1939	1929	1939	1929
MICHIGAN—Con.																					
Bay—Continued																					
200-399	80	58	40	18,846	13,416	9,490	74	58	100,490	75,918	70,111	78	57	39	34,510	18,550	17,068	67	39	14,820	9,163
400-799	10	5	(1)	4,900	2,350	(1)	10	5	33,420	21,355	(1)	10	5	(1)	11,400	2,800	(1)	8	(1)	6,700	(1)
800 and over	4	1	(1)	3,750	800	(1)	4	1	19,011	1,450	(1)	4	1	(1)	6,800	1,200	(1)	4	(1)	4,525	(1)
400-699	9	5	7	4,200	2,350	3,440	9	5	29,220	21,355	33,000	9	5	7	8,400	2,800	5,450	7	7	5,300	3,300
700 and over	5	1	-----	4,450	800	----------	5	1	23,211	1,450	----------	5	1	-----	9,800	1,200	----------	5	-----	5,925	----------
Benzie																					
Total	568	611	482	20,795	27,428	21,541	499	592	123,260	216,383	162,881	487	498	439	38,147	38,009	37,003	183	235	16,747	14,603
None	-----	-----	-----	----------	----------	----------	9	4	1,003	912	306	21	6	3	4,597	393	86	16	4	4,287	113
Under 25	252	175	342	3,990	2,731	8,898	202	157	21,997	24,305	65,427	200	136	305	9,455	3,797	14,939	30	141	4,519	4,901
25-49	177	240		5,770	8,014		159	235	33,739	62,771		139	194		8,149	9,508		52		1,732	
50-99	107	151	109	6,605	9,373	6,622	99	151	36,241	66,969	42,858	97	124	103	9,036	9,756	11,290	66	67	2,793	4,271
100-199	29	38	18	3,680	4,635	2,283	27	38	26,730	33,562	20,360	30	38	28	6,910	14,555	10,688	16	11	3,231	1,675
200 and over	3	7	13	750	2,675	3,738	3	7	3,550	27,864	33,930							3	12	185	3,643
Berrien																					
Total	4,013	4,629	4,503	199,110	264,327	254,109	3,676	4,381	1,192,938	1,598,727	1,735,043	3,484	4,099	4,379	441,566	446,496	485,200	1,541	2,310	200,337	216,724
None	-----	-----	-----	----------	----------	----------	42	29	6,659	13,281	8,398	76	42	44	42,294	4,087	3,458	52	31	39,515	2,031
Under 25	1,179	1,173	2,696	17,640	18,228	71,285	958	1,026	92,019	107,541	477,354	843	901	2,563	41,493	34,859	141,569	218	997	12,082	45,530
25-49	1,416	1,534		46,343	50,945		1,318	1,460	248,517	272,278		1,248	1,341		91,856	83,076		439		25,716	
50-99	960	1,304	1,244	58,522	79,912	77,484	916	1,258	343,218	454,994	509,026	883	1,231	1,220	104,636	129,850	137,203	487	823	33,853	54,670
100-199	354	438	405	44,000	52,427	49,059	344	431	265,966	321,412	314,309	337	414	398	80,127	87,019	89,108	261	319	35,537	46,358
200-399	82	130	115	19,840	31,896	29,383	76	128	122,122	215,354	209,506	75	121	112	28,118	52,610	55,135	65	100	12,486	34,102
400-799	18	40	(1)	9,125	20,419	(1)	18	39	73,390	154,831	(1)	18	39	(1)	49,767	37,425	(1)	15	(1)	39,598	(1)
800 and over	4	10	(1)	3,640	10,500	(1)	4	10	41,047	59,036	(1)	4	10	(1)	3,275	17,570	(1)	4	(1)	1,550	(1)
400-699	17	33	27	8,425	15,394	12,952	17	32	66,890	123,396	104,717	17	33	26	48,267	27,925	26,047	14	24	39,298	15,787
700 and over	5	17	16	4,340	15,525	13,946	5	17	47,547	90,471	111,733	5	16	16	4,775	27,070	32,680	5	16	1,850	18,246
Branch																					
Total	2,300	2,608	2,529	189,539	226,091	235,047	2,022	2,529	1,225,044	1,461,856	1,706,962	1,785	2,272	2,499	324,445	346,687	422,991	1,447	2,015	174,126	238,858
None	-----	-----	-----	----------	----------	----------	25	22	13,085	10,787	11,946	37	17	27	12,553	2,162	2,929	36	28	11,179	2,808
Under 25	283	256	657	4,196	3,963	18,299	177	222	20,554	20,837	127,734	133	164	626	12,018	7,359	40,173	79	379	8,069	20,358
25-49	513	583		17,416	20,173		426	556	82,180	121,756		338	489		26,857	30,411		220		13,642	
50-99	752	941	929	49,646	62,181	62,872	683	918	289,950	380,957	451,372	609	850	909	86,051	96,558	108,451	492	759	44,249	58,981
100-199	592	622	732	73,941	78,048	92,851	556	609	508,986	534,670	647,110	519	568	727	120,300	125,353	160,499	479	652	60,291	89,916
200-399	141	177	176	33,245	42,044	42,778	137	173	238,469	273,167	314,504	132	158	175	49,641	59,264	74,644	123	165	25,226	46,640
400 and over	19	29	(1)	11,095	19,682	(1)	18	29	71,820	119,682	(1)	17	26	(1)	17,025	25,580	(1)	18	(1)	11,470	(1)
400-699	16	22	31	7,795	10,655	14,412	15	22	63,435	90,382	123,193	14	19	31	9,925	14,130	30,795	15	28	6,770	17,995
700 and over	3	7	4	3,300	9,027	3,835	3	7	8,385	29,300	31,103	3	7	4	7,100	11,450	5,500	3	4	4,700	2,160
Calhoun																					
Total	2,782	3,174	2,797	175,630	209,992	199,710	2,471	3,003	1,165,410	1,422,041	1,431,364	2,300	2,719	2,781	306,584	319,371	334,895	1,655	1,941	150,854	164,418
None	-----	-----	-----	----------	----------	----------	31	23	13,041	8,407	8,336	41	29	22	9,276	3,052	4,595	44	21	8,132	4,959
Under 25	598	554	1,193	8,697	7,998	33,350	447	456	52,947	49,871	239,944	361	384	1,162	21,548	13,247	61,070	168	588	11,968	23,210
25-49	840	933		28,742	31,566		748	889	158,074	204,491		679	775		51,013	48,362		411		22,045	

50-99	822	1,087	992	52,921	68,570	64,859	746	1,048	307,944	438,885	426,096	739	977	989	88,130	96,411	103,596	597	794	40,581	48,418
100-199	407	476	494	51,520	58,074	60,322	387	466	339,107	394,747	409,055	371	436	491	83,236	85,558	96,468	335	433	41,515	48,803
200-399	94	96	86	23,245	22,732	20,544	91	93	193,719	181,872	163,906	88	90	85	34,616	41,021	34,842	79	76	14,980	17,856
400-799	18	22	(1)	7,919	10,502	(1)	18	22	67,409	97,713	(1)	18	22	(1)	13,365	20,120	(1)	18	(1)	7,833	(1)
800 and over	3	6	(1)	2,586	10,550	(1)	3	6	33,169	46,055	(1)	3	6	(1)	5,400	11,600	(1)	3	(1)	3,800	(1)
400-699	18	21	20	7,919	9,720	9,575	18	21	67,409	88,747	81,451	18	21	20	13,365	17,220	16,294	18	18	7,833	9,217
700 and over	3	7	12	2,586	11,332	11,060	3	7	33,169	55,021	102,576	3	7	12	5,400	14,500	18,030	3	11	3,800	11,955
Cass																					
Total	2,020	2,344	2,024	116,165	163,741	145,691	1,883	2,240	783,888	998,242	960,982	1,732	2,075	2,016	211,818	252,035	255,421	1,063	1,340	91,067	121,370
None	-----	-----	-----	-----	-----	-----	24	17	8,201	6,594	3,630	27	21	30	6,965	3,582	2,254	28	22	4,914	1,398
Under 25	474	379	894	6,675	5,508	24,658	391	320	37,407	36,129	165,493	340	268	865	18,715	11,934	55,950	116	430	8,201	23,870
25-49	634	676		21,686	23,333		592	646	132,090	125,201		554	596		41,429	38,519		289		15,315	
50-99	596	828	736	37,388	53,284	47,715	572	803	240,179	294,650	294,925	534	760	731	65,590	83,333	85,018	382	558	26,695	38,528
100-199	242	321	295	29,791	39,592	35,997	230	317	212,664	233,513	248,827	226	299	293	48,718	59,427	59,892	188	245	20,117	30,958
200-399	65	115	79	15,325	27,629	19,680	65	112	115,077	204,654	142,727	63	107	78	24,761	34,246	32,007	51	68	12,457	15,614
400 and over	9	25	20	5,300	14,395	17,641	9	25	38,270	97,521	105,380	8	24	19	5,640	20,994	20,300	9	17	3,368	11,002
Charlevoix																					
Total	902	1,073	866	39,503	41,185	37,048	836	1,016	288,970	297,621	289,938	817	939	815	73,963	62,894	58,454	387	396	26,678	27,340
None	-----	-----	-----	-----	-----	-----	8	1	1,756	200	1,215	14	16	10	2,047	2,047	404	11	7	1,887	277
Under 25	304	386	589	4,477	5,745	15,834	287	359	32,986	41,569	125,465	245	290	532	9,674	10,586	23,241	79	208	2,848	6,295
25-49	333	410		11,117	13,379		315	389	85,862	99,049		303	373		22,191	20,524		137		6,285	
50-99	189	217	228	12,082	13,685	14,138	174	209	84,470	97,598	107,794	185	205	224	20,490	17,267	23,147	109	142	5,961	10,419
100-199	60	52	38	7,142	5,991	4,533	56	50	46,835	43,730	34,950	56	48	38	10,256	9,365	7,327	39	30	3,276	7,364
200-399	13	7	11	2,935	1,785	2,543	13	7	21,311	14,850	20,514	13	6	11	7,555	1,805	4,335	12	9	6,423	2,985
400 and over	3	1	-----	1,750	600	-----	3	1	15,750	625	-----	3	1	-----	1,750	1,300	-----				
Cheboygan																					
Total	903	979	860	29,813	30,579	31,264	824	915	172,666	162,835	227,882	831	859	839	55,205	43,831	50,207	326	359	18,532	19,410
None	-----	-----	-----	-----	-----	-----	7	14	1,245	1,736	954	15	12	2	1,468	465	209	8	2	972	143
Under 25	383	437	697	5,781	6,550	17,225	328	378	35,902	31,670	126,436	317	340	675	12,043	11,283	28,452	75	245	2,617	8,941
25-49	354	390		11,624	12,596		333	377	69,067	63,512		341	366		19,993	17,895		134		5,145	
50-99	139	132	130	8,410	8,017	7,906	130	126	38,343	41,579	50,446	131	124	129	15,189	9,951	11,517	88	85	6,641	5,084
100-199	22	15	25	2,598	1,756	2,958	21	15	14,109	9,180	22,842	22	12	25	4,412	2,327	4,365	17	19	1,855	1,793
200 and over	5	5	8	1,400	1,660	3,175	5	5	14,000	15,158	27,402	5	5	8	2,100	1,930	5,684	4	8	1,502	3,449
Chippewa																					
Total	1,151	1,412	1,210	53,296	61,804	52,287	1,081	1,382	355,994	473,530	437,056	983	1,130	1,148	79,838	78,024	76,040	421	613	30,052	33,680
None	-----	-----	-----	-----	-----	-----	14	16	3,424	4,807	305	17	8	8	1,548	672	367	14	5	987	282
Under 25	390	485	853	5,573	6,813	21,604	351	443	35,407	54,588	178,984	296	352	785	9,989	8,995	29,709	62	346	3,205	10,487
25-49	378	507		12,310	16,741		352	492	79,029	121,331		333	405		18,602	18,518		138		5,505	
50-99	256	277	269	16,018	17,266	16,554	241	273	100,599	134,830	129,455	222	241	267	21,508	20,257	22,536	124	186	6,787	9,488
100-199	101	116	89	12,337	14,264	8,696	97	112	82,965	105,380	71,754	90	102	69	16,766	19,757	13,868	64	57	7,377	7,051
200-399	22	26	18	5,045	6,320	3,783	22	25	39,718	51,994	40,933	21	24	18	8,245	9,825	6,860	19	19	6,191	6,372
400 and over	4	1	3	2,013	400	1,850	4	1	14,852	600	15,625	4	-----	3	3,180	-----	2,700				
Clare																					
Total	749	922	796	34,243	35,414	32,487	690	859	217,074	198,125	224,191	659	780	782	65,134	53,059	52,746	557	411	29,090	22,443
None	-----	-----	-----	-----	-----	-----	3	8	450	775	535	15	17	5	2,845	1,220	170	8	5	2,538	181
Under 25	194	317	540	2,835	4,675	14,645	174	276	19,247	24,941	102,123	147	247	525	8,119	8,056	24,034	50	233	3,138	8,681
25-49	291	358		9,950	11,783		266	336	59,834	84,529		254	287		18,351	16,574		125		6,342	
50-99	203	201	217	12,487	12,462	12,985	191	196	75,832	72,594	86,498	184	184	216	21,452	18,410	21,845	128	146	9,824	10,534
100-199	48	40	36	5,655	4,744	4,200	44	38	39,381	28,698	30,065	47	39	35	9,942	6,944	5,660	36	24	5,108	2,480
200 and over	13	6	3	3,316	1,750	657	12	5	22,330	8,790	4,972	12	6	3	4,425	2,075	1,057	10	3	2,340	567
Clinton																					
Total	2,683	2,844	2,751	199,166	214,048	202,024	2,528	2,777	1,310,481	1,720,100	1,347,433	2,324	2,267	2,550	342,093	284,905	394,935	1,601	2,022	145,001	174,554
None	-----	-----	-----	-----	-----	-----	18	9	5,701	2,205	4,284	25	11	13	7,289	1,000	1,794	27	18	6,828	2,285
Under 25	383	286	871	5,645	4,434	25,773	294	254	29,133	40,319	186,405	252	141	751	13,150	6,130	86,852	75	432	5,225	21,088
25-49	598	685		20,399	23,660		567	666	117,828	176,851		485	498		38,044	31,795		267		14,200	

[1] Comparison with later censuses may be found in groups below beginning with 400-699.

COUNTY TABLE 1.—CHICKENS ON FARMS 1940, 1935, AND 1930; CHICKEN EGGS PRODUCED AND CHICKENS RAISED 1939, 1934, AND 1929; AND CHICKENS SOLD, 1939 AND 1929; CLASSIFIED BY NUMBER ON HAND—Continued

(Chickens on hand over 4 months old Apr. 1, 1940 and over 3 months old Jan. 1, 1935 and Apr. 1, 1930)

STATE OR COUNTY AND NUMBER OF CHICKENS ON HAND	CHICKENS ON HAND						CHICKEN EGGS PRODUCED					CHICKENS RAISED						CHICKENS SOLD			
	Farms reporting			Number			Farms reporting		Dozens			Farms reporting			Number			Farms reporting		Number	
	1940 (Apr.1)	1935 (Jan.1)	1930 (Apr.1)	1940 (Apr. 1)	1935 (Jan. 1)	1930 (Apr. 1)	1939	1934	1939	1934	1929	1939	1934	1929	1939	1934	1929	1939	1929	1939	1929
MICHIGAN—Con.																					
Clinton—Con.																					
50-99	961	1,132	1,194	63,004	74,122	81,193	922	1,116	389,824	572,182	520,690	858	961	1,142	104,501	93,486	136,201	642	961	41,163	67,086
100-199	609	612	604	74,814	76,512	73,585	596	605	517,191	638,216	480,304	575	541	584	126,639	103,776	122,590	488	537	55,771	65,217
200-399	119	116	73	27,879	27,795	17,255	118	115	196,453	237,673	123,321	118	103	72	41,220	38,008	39,186	92	66	17,538	13,784
400 and over	13	13	(1)	7,425	7,525	(1)	13	12	54,351	52,874	(1)	13	12	(1)	11,250	10,710	(1)	10	(1)	4,278	(1)
400-699	10	10	9	4,725	4,725	4,218	10	9	34,811	40,174	32,431	10	10	8	4,350	9,810	8,330	10	8	4,278	5,096
700 and over	3	3	-----	2,700	2,800	--------	3	3	19,540	12,700	--------	3	2	-----	6,900	900	--------				
Crawford																					
Total	78	123	97	3,953	3,775	4,479	72	118	20,295	27,056	23,358	72	92	81	6,361	7,194	6,428	48	49	2,591	2,997
None	-----	-----	-----	-------	-------	-------	4	-----	118	--------	880	2	-----	7	15	--------	961	3	7	111	643
Under 25	19	60	69	304	844	1,616	16	55	1,889	5,373	10,034	14	38	50	888	1,525	2,070	7	23	263	695
25-49	38	45		1,172	1,497		31	45	5,327	9,636		35	38		2,040	3,124		23		747	
50-99	12	16	24	696	1,074	1,483	12	16	3,366	7,244	9,304	12	14	21	778	1,195	2,397	7	17	160	1,109
100-199	5	1	3	671	110	480	5	1	3,485	423	3,140	5	1	3	1,225	350	1,000	4	2	570	550
200 and over	4	1	1	1,110	250	900	4	1	6,110	4,380	--------	4	1	-----	1,415	1,000	--------	4	-----	740	--------
Delta																					
Total	909	1,066	1,057	38,840	40,064	53,054	865	1,027	276,859	290,537	444,967	853	877	1,032	79,831	49,800	95,054	292	549	36,862	40,121
None	-----	-----	-----	-------	-------	-------	16	10	2,488	2,179	5,191	18	13	14	1,108	449	986	14	18	774	1,146
Under 25	349	442	688	4,855	6,327	17,605	314	409	32,786	40,764	147,578	312	357	656	8,938	7,199	29,207	47	246	2,435	8,017
25-49	318	361		10,449	11,527		301	346	66,020	72,904		292	288		24,946	15,209		92		12,953	
50-99	159	193	266	9,977	11,709	16,764	156	192	66,230	81,677	134,687	151	161	261	15,748	15,367	26,651	84	192	5,484	12,269
100-199	65	55	68	8,314	6,281	8,200	62	55	66,658	58,243	65,841	63	45	66	23,668	7,756	13,740	44	59	13,192	6,718
200-399	13	13	29	3,095	3,270	7,685	12	13	20,707	27,930	64,987	13	11	29	4,083	3,320	19,760	8	29	1,194	9,031
400 and over	5	2	6	2,150	950	2,800	4	2	21,970	6,840	26,683	4	2	6	1,340	500	4,710	3	5	830	2,940
Dickinson																					
Total	377	471	361	13,718	14,395	18,357	325	443	93,425	107,415	153,568	312	417	367	21,852	21,914	28,855	63	176	5,520	12,859
None	-----	-----	-----	-------	-------	-------	-----	9	--------	2,240	1,994	1	8	8	100	262	815	1	5	70	685
Under 25	187	248	224	2,722	3,527	6,004	154	221	16,366	24,773	48,374	145	212	222	4,974	6,311	9,510	12	73	1,045	3,072
25-49	109	151		3,581	4,777		98	144	24,169	33,373		92	136		5,580	7,160		19		696	
50-99	55	50	97	3,449	3,071	5,968	50	47	22,589	22,615	48,879	49	44	97	4,633	4,046	8,265	17	64	755	3,562
100-199	20	18	31	2,380	2,120	3,882	17	18	16,537	18,133	32,723	19	13	31	3,665	3,130	6,430	9	25	1,740	3,530
200 and over	6	4	9	1,586	900	2,503	6	4	13,764	6,281	21,598	6	4	9	2,900	1,005	3,835	5	9	1,214	2,010
Eaton																					
Total	2,850	3,194	2,974	196,502	220,582	198,355	2,476	3,011	1,349,403	1,571,160	1,351,898	2,310	2,673	2,962	324,302	313,184	333,404	1,747	2,106	163,969	168,778
None	-----	-----	-----	-------	-------	-------	27	32	13,834	11,349	12,048	41	25	37	16,031	27,050	3,997	44	34	16,166	3,810
Under 25	478	451	1,188	7,075	6,594	33,123	306	351	39,046	46,720	229,116	247	267	1,155	17,794	8,563	60,525	130	592	10,656	25,664
25-49	737	812		25,341	27,601		621	747	147,709	191,373		546	655		36,730	33,617		318		15,093	
50-99	987	1,205	1,193	65,460	78,435	78,658	883	1,164	403,536	538,416	514,585	864	1,067	1,179	103,070	98,014	126,831	705	959	50,228	63,041
100-199	527	595	499	65,294	73,162	61,288	519	587	469,019	523,713	413,367	495	536	497	104,915	88,569	100,592	443	435	50,174	54,135
200-399	106	118	84	25,463	28,370	19,930	105	117	212,557	212,641	143,536	102	111	84	33,002	38,769	34,789	93	77	14,810	18,207
400 and over	15	13	10	7,869	6,420	5,356	15	13	63,702	46,948	39,246	15	12	10	12,760	18,602	6,670	14	9	6,842	3,921

Emmet																				
Total	860	1,090	828	31,759	43,153	38,877	800	1,021	208,533	317,701	320,331	785	924	829	56,751	52,305	62,270	358	462	22,151	28,510
None							14	29	2,426	12,234	3,088	15	24	9	953	988	877	21	7	791	688
Under 25	339	396	557	4,647	5,817	15,069	286	344	26,451	47,568	122,416	274	282	549	9,567	8,599	25,370	66	257	2,291	9,614
25-49	303	405		10,115	13,559		286	374	59,123	107,335		283	355		18,206	17,404		124		5,898	
50-99	175	235	206	10,843	14,192	12,868	171	223	67,516	101,034	104,959	171	214	206	17,862	16,453	17,504	114	139	6,969	7,476
100-199	35	42	48	4,142	4,930	6,005	35	41	34,346	34,585	44,525	34	37	48	7,018	5,758	9,803	26	42	3,674	5,480
200 and over	8	12	17	2,012	4,655	4,935	8	10	18,671	14,945	45,343	8	12	17	3,145	3,103	8,716	7	17	2,528	5,252
Genesee																					
Total	3,734	3,590	2,589	199,061	204,357	174,719	3,349	3,100	1,188,178	1,321,987	1,200,662	3,206	2,856	2,554	387,126	269,603	314,286	1,668	1,637	164,899	158,177
None							54	20	11,089	5,972	9,264	91	27	26	22,973	3,114	3,933	72	29	20,789	2,944
Under 25	1,110	802	1,193	15,682	11,389	33,227	909	560	89,482	62,383	219,067	799	603	1,157	43,601	17,479	68,184	213	542	17,903	30,554
25-49	1,138	1,139		37,890	37,464		1,009	995	206,465	226,914		980	911		72,441	44,063		433		21,437	
50-99	962	1,128	945	60,492	70,855	60,583	894	1,028	359,763	440,624	387,612	859	883	931	108,636	87,075	100,077	576	680	41,665	47,090
100-199	428	393	335	52,056	47,313	40,510	400	371	313,700	308,742	277,079	388	331	325	88,154	63,952	68,060	304	279	37,556	36,508
200-399	73	108	90	17,666	25,940	23,064	64	107	103,838	178,589	171,830	67	85	90	30,309	34,570	41,762	53	84	12,070	24,266
400-799	19	17	(1)	10,475	7,996	(1)	19	19	103,841	98,763	(1)	18	13	(1)	12,912	12,550	(1)	17	(1)	13,479	(1)
800 and over	4	3	(1)	4,800	3,400	(1)						4	3	(1)	8,100	6,800	(1)				
400-699	17	16	15	9,025	7,296	6,635	15	15	64,033	61,763	48,230	16	12	15	11,562	11,550	12,730	13	12	9,879	6,695
700-999	2	2	9	1,450	1,600	6,900	4	4	39,808	37,000	87,580	2	2	9	1,350	1,600	13,540	4	11	3,600	10,120
1000 and over	4	2	2	4,800	2,500	3,800						4	2	1	8,100	6,200	6,000				
Gladwin																					
Total	1,030	1,236	1,005	46,589	54,619	40,931	990	1,157	271,616	393,227	278,676	974	1,044	984	95,529	87,719	72,278	501	569	39,869	32,020
None							14	11	1,509	5,405	2,300	16	12	13	4,214	1,929	1,718	14	14	3,378	1,574
Under 25	292	420	723	4,564	6,140	18,457	263	387	31,333	45,177	118,914	249	325	694	15,883	11,813	37,470	81	360	7,883	15,410
25-49	399	429		13,178	14,171		384	390	74,234	97,946		383	365		24,776	22,297		185		8,155	
50-99	246	284	228	15,461	17,441	14,235	240	269	93,346	118,415	101,068	237	244	223	28,053	25,875	20,826	154	149	11,123	8,851
100-199	77	75	43	9,295	9,057	5,224	75	73	51,084	70,748	35,047	75	71	43	16,193	13,656	7,752	53	36	5,697	3,450
200 and over	16	28	11	4,091	7,810	3,015	14	27	20,110	55,536	21,347	14	27	11	6,410	12,149	4,512	14	10	3,633	2,735
Gogebic																					
Total	333	407	417	11,909	15,167	17,178	320	382	86,505	118,772	136,583	313	291	391	19,309	21,492	26,613	61	137	6,057	10,464
None							5	3	692	480	2,791	8	2	11	563	430	557	7	13	357	520
Under 25	214	262	324	2,836	3,246	6,436	201	241	21,632	17,935	49,415	189	190	292	4,900	3,222	8,539	11	66	670	2,587
25-49	62	87		2,132	2,682		60	83	12,169	17,465		60	52		3,883	3,391		13		885	
50-99	35	36	58	2,324	2,190	3,651	33	33	20,162	13,385	25,528	34	25	53	3,403	2,903	4,702	16	29	1,050	1,785
100-199	12	9	21	1,600	1,145	2,525	12	9	15,457	9,625	20,117	12	9	21	1,825	2,341	3,550	6	16	560	1,530
200 and over	10	13	14	3,017	5,904	4,566	9	13	16,393	59,882	38,732	10	13	14	4,735	9,205	9,265	8	13	2,535	4,042
Grand Traverse																					
Total	1,164	1,306	1,158	47,370	53,134	45,606	1,111	1,247	327,355	395,100	316,930	1,040	1,169	1,150	94,643	82,501	79,011	532	594	39,548	32,929
None							21	4	4,479	1,132	5,058	43	15	13	14,488	527	2,195	33	15	10,624	1,799
Under 25	378	343	835	5,611	5,284	22,807	335	303	34,986	41,181	162,748	275	260	816	11,079	9,729	39,853	74	367	3,320	13,659
25-49	451	582		15,268	19,574		433	563	100,479	136,793		402	534		25,806	29,671		202		7,828	
50-99	264	326	283	16,129	19,375	17,159	252	324	107,358	147,583	104,931	252	310	281	26,350	29,465	25,017	164	180	9,882	10,035
100-199	60	45	33	7,183	4,945	3,759	59	43	47,943	39,010	26,667	57	41	33	11,609	7,193	5,170	49	25	5,263	2,624
200-399	8	5	6	1,631	1,350	1,381	8	5	14,173	8,335	11,326	8	4	6	2,248	1,900	5,976	10	7	2,631	4,812
400 and over	3	5	1	1,548	2,606	500	3	5	17,937	21,066	6,200	3	5	1	3,063	4,016	800				
Gratiot																					
Total	2,820	3,168	2,983	224,615	218,871	198,182	2,687	2,995	1,481,679	1,306,030	1,379,737	2,491	2,657	2,873	418,693	300,404	363,413	1,684	2,062	200,430	182,921
None							23	10	9,711	7,155	6,481	36	13	25	11,695	1,550	8,026	30	28	9,596	5,082
Under 25	361	431	1,177	5,200	6,503	32,476	304	358	31,067	38,842	247,837	244	294	1,081	19,053	10,228	70,889	94	582	10,655	33,084
25-49	595	862		20,333	29,392		556	799	116,368	167,346		498	684		41,992	41,076		274		17,523	
50-99	1,012	1,177	1,174	66,660	77,575	77,201	974	1,139	407,873	435,361	545,556	906	1,045	1,147	119,370	105,032	136,632	631	893	50,483	66,291
100-199	689	558	544	84,941	67,636	65,612	673	551	590,714	407,640	427,298	657	493	533	152,093	90,791	113,141	526	482	70,261	62,204

[1] Comparison with later censuses may be found in groups below beginning with 400-699.

COUNTY TABLE 1.—CHICKENS ON FARMS 1940, 1935, AND 1930; CHICKEN EGGS PRODUCED AND CHICKENS RAISED 1939, 1934, AND 1929; AND CHICKENS SOLD, 1939 AND 1929; CLASSIFIED BY NUMBER ON HAND—Continued

(Chickens on hand over 4 months old Apr. 1, 1940 and over 3 months old Jan. 1, 1935 and Apr. 1, 1930)

STATE OR COUNTY AND NUMBER OF CHICKENS ON HAND	CHICKENS ON HAND						CHICKEN EGGS PRODUCED					CHICKENS RAISED						CHICKENS SOLD			
	Farms reporting			Number			Farms reporting		Dozens			Farms reporting			Number			Farms reporting		Number	
	1940 (Apr.1)	1935 (Jan.1)	1930 (Apr.1)	1940 (Apr. 1)	1935 (Jan. 1)	1930 (Apr. 1)	1939	1934	1939	1934	1929	1939	1934	1929	1939	1934	1929	1939	1929	1939	1929
MICHIGAN—Con.																					
Gratiot—Con.																					
200-399	144	122	80	34,156	28,615	18,943	139	120	245,123	189,522	122,565	132	111	79	50,531	40,003	27,900	117	70	24,392	13,255
400-799	16	18	(1)	7,625	9,150	(1)	15	18	56,023	60,164	(1)	15	17	(1)	7,859	11,724	(1)	9	(1)	2,470	(1)
800 and over	3	------	(1)	5,700	--------	(1)	3	-----	24,800	--------	(1)	3	-----	(1)	16,100	--------	(1)	3	(1)	15,050	(1)
400-699	16	15	7	7,625	7,050	3,250	15	15	56,023	51,464	24,500	15	14	7	7,859	8,624	6,525	9	6	2,470	2,705
700-999	------	3	1	--------	2,100	700	-----	3	--------	8,700	5,500	-----	3	1	--------	3,100	300	-----	1	--------	300
1000 and over	3	------	-----	5,700	--------	--------	3	-----	24,800	--------	--------	3	-----	-----	16,100	--------	--------	3	-----	15,050	--------
Hillsdale																					
Total	2,975	3,441	3,201	298,496	345,853	337,090	2,705	3,347	2,205,681	2,790,383	2,517,607	2,386	2,718	3,180	564,934	529,433	627,569	1,835	2,315	333,852	348,198
None	------	------	-----	--------	--------	--------	38	41	27,625	12,584	24,242	52	35	39	31,945	11,718	5,844	52	53	28,122	8,680
Under 25	404	389	826	5,694	5,500	24,331	306	333	42,154	58,200	189,775	257	230	787	18,336	7,729	45,571	98	341	10,857	19,215
25-49	529	662		17,901	22,203		467	636	126,445	183,519		407	479		31,598	26,885		220		16,643	
50-99	805	1,013	1,012	53,546	66,560	67,905	730	980	396,737	515,737	483,178	610	791	1,004	86,606	83,118	113,096	474	736	46,858	56,384
100-199	863	910	978	111,196	116,179	126,200	809	890	821,425	928,171	898,673	721	773	967	204,723	176,709	233,300	667	824	117,160	128,183
200-399	321	401	324	78,669	97,581	80,154	305	401	572,955	780,108	592,198	288	349	322	137,312	154,930	145,963	274	302	78,079	87,987
400-799	45	58	(1)	21,040	28,730	(1)	43	58	141,240	245,986	(1)	43	53	(1)	35,614	42,494	(1)	42	(1)	21,833	(1)
800 and over	8	8	(1)	10,450	9,100	(1)	7	8	77,100	66,078	(1)	8	8	(1)	18,800	25,850	(1)	8	(1)	14,300	(1)
400-699	45	53	46	21,040	25,230	22,050	43	53	141,240	217,534	199,219	43	48	46	35,614	37,294	49,420	42	46	21,833	26,904
700-999	2	7	9	1,600	5,250	7,100	2	7	16,000	42,902	55,282	2	7	9	2,700	13,050	9,125	2	7	1,600	4,880
1000 and over	6	6	6	8,850	7,350	9,350	5	6	61,100	51,628	75,040	6	6	6	16,100	18,000	25,250	6	6	12,700	15,965
Houghton																					
Total	753	1,126	1,072	36,613	47,594	49,205	696	1,075	294,982	313,466	400,966	603	839	1,025	51,599	62,842	71,178	257	440	18,680	28,634
None	------	------	-----	--------	--------	--------	12	17	3,742	2,932	2,778	14	20	8	1,381	1,069	501	14	10	1,215	558
Under 25	329	554	809	4,152	7,618	17,478	281	503	24,468	43,252	126,505	223	389	755	7,051	7,859	24,401	39	240	1,536	6,248
25-49	182	304		5,977	9,552		167	294	39,100	56,908		154	209		10,675	11,351		73		3,252	
50-99	144	142	162	9,087	8,960	10,086	138	136	62,839	54,638	76,971	122	108	161	10,713	11,154	12,013	61	103	2,876	4,157
100-199	66	94	62	8,559	11,792	7,687	66	93	76,054	83,959	58,220	61	81	62	13,220	15,766	10,657	46	49	5,825	4,493
200-399	27	24	29	6,788	5,722	7,624	27	24	65,604	46,805	66,167	25	24	29	6,659	10,043	11,406	19	28	2,780	5,918
400 and over	5	8	10	2,050	3,950	6,330	5	8	23,175	24,972	70,325	4	8	10	1,900	5,600	12,200	5	10	1,196	7,260
Huron																					
Total	3,685	3,950	3,800	345,830	363,826	331,068	3,554	3,753	2,514,308	2,716,037	2,560,578	3,219	3,400	3,674	503,682	464,954	537,153	1,729	2,043	151,535	168,159
None	------	------	-----	--------	--------	--------	25	6	56,686	722	2,940	23	7	6	7,312	362	495	14	5	4,840	359
Under 25	378	338	1,114	5,789	4,953	32,841	313	257	39,662	36,081	249,259	230	268	1,033	14,109	6,762	51,295	89	331	7,965	15,730
25-49	678	766		23,330	26,005		644	701	152,966	159,613		538	649		35,736	33,400		209		12,125	
50-99	1,152	1,321	1,428	75,231	86,644	94,736	1,121	1,286	494,121	594,573	696,682	1,019	1,152	1,396	112,097	98,750	122,338	477	762	27,817	33,505
100-199	1,114	1,159	996	143,413	146,328	125,266	1,092	1,144	1,026,137	1,118,285	945,853	1,049	1,024	979	208,725	176,993	174,256	686	721	58,984	60,650
200-399	331	327	227	79,517	76,551	53,685	327	323	607,806	642,968	434,439	329	286	225	106,588	110,462	143,545	228	196	32,286	39,154
400-799	27	33	(1)	12,900	16,145	(1)	27	30	93,430	110,020	(1)	27	28	(1)	14,915	25,225	(1)	22	(1)	6,120	(1)
800 and over	5	6	(1)	5,650	7,200	(1)	5	6	43,500	53,775	(1)	4	6	(1)	4,200	13,000	(1)	4	(1)	1,400	(1)
400-699	26	31	24	12,200	14,689	11,740	26	28	86,430	101,220	93,145	26	27	24	14,355	23,925	19,441	21	20	6,020	8,438
700 and over	6	8	11	6,350	8,656	12,800	6	8	50,500	62,575	138,260	5	7	11	4,760	14,300	25,783	5	8	1,500	12,323

Ingham																				
Total	2,310	2,721	2,560	159,291	190,267	174,446	2,126	2,583	1,274,380	1,327,600	1,297,503	1,921	2,193	2,505	267,864	266,347	308,347	1,280	1,701	129,008	161,339
None							49	30	20,375	5,508	5,345	52	20	25	11,074	2,286	6,115	56	28	10,258	6,310
Under 25	472	408	1,076	6,726	5,825	29,722	384	331	54,554	37,991	211,768	326	229	1,033	17,705	8,149	62,625	118	494	10,252	30,290
25-49	624	754		21,105	25,686		559	715	142,683	160,613		484	586		32,619	29,319		272		13,153	
50-99	707	948	938	46,068	60,567	61,050	654	912	345,747	421,954	439,586	597	804	909	74,434	71,947	96,243	429	693	31,552	45,082
100-199	381	479	437	47,677	59,343	52,978	358	465	388,028	412,624	396,716	342	434	430	77,537	90,499	90,656	298	387	38,801	51,382
200-399	109	108	96	26,390	25,961	22,556	106	106	203,052	199,768	177,740	104	98	95	38,416	35,672	39,368	91	88	18,766	21,184
400-799	14	21	(1)	6,725	9,585	(1)	13	21	54,341	58,842	(1)	13	19	(1)	7,479	15,375	(1)	16	(1)	6,226	(1)
800 and over	3	3	(1)	4,600	3,300	(1)	3	3	65,600	30,300	(1)	3	3	(1)	8,600	13,100	(1)				
400-699	13	20	10	6,025	8,885	4,660	12	20	45,206	52,272	40,498	13	18	10	7,479	14,375	9,790	13	9	3,426	5,591
700 and over	4	4	3	5,300	4,000	3,500	4	4	74,735	36,870	25,850	3	4	3	8,600	14,100	5,550	3	2	2,800	1,500
Ionia																					
Total	2,370	2,682	2,551	170,696	205,946	203,913	2,213	2,565	1,200,437	1,514,338	1,502,707	1,975	2,116	2,457	306,640	275,864	361,029	1,360	1,776	162,793	193,077
None							29	10	13,932	5,832	20,468	34	8	41	10,146	1,325	4,617	30	33	9,351	4,167
Under 25	405	398	972	5,624	5,783	27,179	318	348	38,197	43,654	211,288	240	251	887	15,745	8,458	55,912	113	451	10,067	29,040
25-49	633	642		21,555	22,144		582	605	118,518	155,612		492	492		31,668	23,428		250		12,421	
50-99	754	959	908	48,080	61,425	59,544	721	934	299,874	408,375	416,934	667	804	877	83,737	76,194	96,105	507	709	44,719	48,289
100-199	461	506	500	57,427	63,313	62,324	449	492	426,646	494,842	388,449	431	411	486	93,414	84,271	109,006	368	423	43,341	56,494
200-399	90	152	134	21,545	37,038	33,467	89	151	180,111	270,765	281,476	86	128	130	38,915	48,973	56,996	70	126	20,858	32,645
400-799	24	19	(1)	11,965	9,243	(1)	25	25	123,159	135,260	(1)	25	22	(1)	33,015	31,215	(1)	22	(1)	22,056	(1)
800 and over	3	6	(1)	4,500	7,000	(1)															
400-699	22	19	28	10,495	9,243	13,774	21	19	80,274	58,038	118,975	22	17	27	29,165	14,390	24,977	19	25	19,527	14,751
700 and over	5	6	9	5,970	7,000	7,625	4	6	42,885	77,222	65,117	3	5	9	3,850	16,825	13,416	3	9	2,529	7,711
Iosco																					
Total	606	598	555	24,194	20,172	23,138	559	584	119,987	129,626	150,523	535	543	530	42,582	32,994	38,922	270	276	17,127	16,470
None							9	6	2,452	599	494	11	4	4	1,242	148	295	10	4	1,507	185
Under 25	195	221	399	2,966	3,248	10,260	164	210	16,861	21,609	61,012	152	195	373	6,136	5,428	16,515	58	160	2,204	6,197
25-49	245	265		8,106	8,829		232	260	39,941	54,077		221	248		15,302	14,080		100		5,540	
50-99	129	95	128	7,972	5,647	8,010	119	92	39,015	34,452	52,323	120	80	125	12,637	8,998	12,487	75	87	5,157	4,937
100-199	32	11	22	3,850	1,198	2,518	30	11	16,538	8,423	16,547	26	10	22	4,765	2,090	3,375	25	19	1,752	1,551
200 and over	5	6	6	1,300	1,250	2,350	5	5	5,180	10,466	20,147	5	6	6	2,500	2,250	6,250	4	6	967	3,600
Iron																					
Total	497	876	627	21,013	21,881	28,282	483	836	153,302	153,049	259,950	502	581	615	30,711	27,304	41,721	141	275	7,644	14,659
None							13	6	2,005	1,125	3,485	16	9	5	1,375	347	326	11	2	789	105
Under 25	240	344	424	3,465	5,039	11,053	222	307	25,739	33,043	108,740	237	279	410	6,204	5,747	15,891	26	150	645	3,554
25-49	144	232		4,789	7,154		141	224	36,158	47,878		140	214		7,091	7,813		43		1,298	
50-99	73	75	154	4,662	4,858	9,714	68	74	32,294	29,943	81,046	69	57	151	6,873	4,597	11,450	54	102	1,419	3,827
100-199	27	20	36	3,168	2,360	4,424	27	20	25,183	21,221	38,253	27	17	36	3,922	3,025	8,463	18	28	1,991	4,464
200-399	10	4	12	2,349	925	2,641	9	4	17,367	8,737	24,586	10	4	12	2,746	775	4,091	6	12	502	2,119
400 and over	3	1	1	2,600	1,745	450	3	1	14,556	11,102	3,840	3	1	1	2,500	5,000	1,500	3	1	1,000	610
Isabella																					
Total	2,245	2,593	2,331	160,258	157,758	146,197	2,112	2,512	1,161,288	1,292,105	1,063,321	1,952	2,106	2,339	263,028	190,574	231,333	1,253	1,529	109,226	102,264
None							16	20	11,336	8,082	7,149	23	12	21	10,898	1,270	1,720	24	21	9,156	1,741
Under 25	328	432	998	4,978	6,489	27,833	269	390	33,971	47,262	206,568	208	291	988	9,711	7,670	53,833	77	478	3,823	19,593
25-49	568	789		19,648	26,917		524	759	135,310	208,961		158	619		31,715	32,340		250		10,994	
50-99	777	931	925	50,429	60,109	60,826	744	912	341,720	514,154	425,509	698	803	920	79,926	69,773	90,034	476	683	28,878	37,985
100-199	477	369	359	59,244	44,455	43,623	465	360	415,618	354,921	306,304	452	316	359	89,678	54,246	65,406	353	301	38,187	32,398
200-399	82	65	44	19,563	15,590	10,470	81	64	156,718	127,493	89,017	80	59	44	29,262	20,275	16,028	61	39	12,148	8,095
400 and over	13	7	7	6,396	4,200	3,445	13	7	66,595	36,250	28,774	13	6	7	11,838	5,000	4,312	12	7	6,040	2,452
Jackson																					
Total	2,643	2,897	2,592	174,524	207,727	187,314	2,330	2,714	1,173,094	1,501,844	1,457,373	2,167	2,400	2,507	340,033	317,410	314,768	1,402	1,645	185,125	160,864
None							49	19	15,101	12,727	9,809	53	18	20	8,533	1,620	3,936	49	23	8,056	5,596
Under 25	656	530	1,134	9,159	7,443	31,735	480	435	48,128	47,578	240,615	426	400	1,087	24,577	11,368	56,955	138	496	11,703	25,039
25-49	755	839		25,208	28,331		655	784	120,188	191,283		609	665		44,860	33,445		519		16,259	

[1] Comparison with later censuses may be found in groups below beginning with 400-699.

COUNTY TABLE 1.—CHICKENS ON FARMS 1940, 1935, AND 1930; CHICKEN EGGS PRODUCED AND CHICKENS RAISED 1939, 1934, AND 1929; AND CHICKENS SOLD, 1939 AND 1929; CLASSIFIED BY NUMBER ON HAND—Continued

(Chickens on hand over 4 months old Apr. 1, 1940 and over 3 months old Jan. 1, 1935 and Apr. 1, 1930)

STATE OR COUNTY AND NUMBER OF CHICKENS ON HAND	CHICKENS ON HAND						CHICKEN EGGS PRODUCED					CHICKENS RAISED						CHICKENS SOLD			
	Farms reporting			Number			Farms reporting		Dozens			Farms reporting			Number			Farms reporting		Number	
	1940 (Apr. 1)	1935 (Jan. 1)	1930 (Apr. 1)	1940 (Apr. 1)	1935 (Jan. 1)	1930 (Apr. 1)	1939	1934	1939	1934	1929	1939	1934	1929	1939	1934	1929	1939	1929	1939	1929
MICHIGAN—Con.																					
Jackson—Contd.																					
50-99	717	931	916	46,769	58,890	59,113	660	896	280,253	380,909	452,147	620	811	887	82,628	74,633	89,147	483	664	38,752	45,049
100-199	379	442	422	46,094	54,450	52,552	367	427	299,464	378,489	403,167	333	366	414	74,775	85,036	80,382	301	351	38,708	39,501
200-399	106	117	88	25,666	28,472	21,905	101	115	200,377	223,375	165,307	97	104	87	42,917	46,646	38,055	86	81	25,106	20,703
400-799	23	29	(1)	11,390	14,151	(1)	23	29	112,415	118,845	(1)	23	27	(1)	21,300	22,834	(1)	21	(1)	11,706	(1)
800-1599	4	7	(1)	4,200	6,800	(1)	6	9	97,190	148,638	(1)	6	9	(1)	40,443	41,828	(1)	5	(1)	34,835	(1)
1600 and over	3	2	(1)	6,038	9,190	(1)															
400-699	20	27	20	9,290	12,651	9,810	20	27	89,358	102,045	84,516	20	25	20	18,000	20,134	18,500	18	18	8,706	11,865
700-999	5	5	8	3,900	3,900	6,099	5	5	44,755	31,120	59,812	5	5	8	4,350	8,700	8,093	4	8	3,080	5,011
1000 and over	5	6	4	8,438	13,590	6,100	4	6	75,492	134,318	42,000	4	6	4	39,393	35,828	19,700	4	4	34,755	10,100
Kalamazoo																					
Total	2,116	2,333	2,191	124,123	134,027	130,870	1,938	2,254	875,982	829,599	965,918	2,035	2,018	2,156	224,208	211,120	227,322	1,020	1,262	92,109	106,956
None							22	26	30,316	4,010	6,419	32	24	32	5,473	1,660	2,398	22	26	6,387	1,797
Under 25	537	552	1,220	7,876	8,269	31,313	439	507	53,484	49,317	224,571	469	402	1,166	17,365	14,129	54,605	97	476	6,085	18,948
25-49	656	765		21,826	25,721		612	741	142,220	150,917		636	681		44,145	35,287		269		15,384	
50-99	588	675	626	37,003	42,794	40,159	547	643	228,635	251,080	260,453	566	610	618	65,990	61,647	67,121	383	459	26,659	30,383
100-199	247	263	258	29,992	31,614	31,500	235	259	196,468	194,390	239,026	245	232	256	49,382	49,970	53,465	181	223	20,286	27,117
200-399	76	63	72	18,006	15,444	17,443	71	63	125,896	102,496	153,399	75	54	69	28,038	27,520	31,683	60	63	12,496	17,252
400-799	9	11	(1)	4,360	5,500	(1)	9	11	44,665	49,935	(1)	9	11	(1)	5,815	10,075	(1)	8	(1)	4,812	(1)
800 and over	3	4	(1)	5,060	4,685	(1)	3	4	54,298	27,454	(1)	3	4	(1)	8,000	10,832	(1)				
400-699	8	11	11	3,660	5,500	5,455	8	11	29,585	49,935	46,825	8	11	11	5,015	10,075	8,200	5	11	1,482	4,759
700-999	1	2	1	700	1,700	700	1	2	15,080	5,180	3,500	1	2	1	800	2,050	500	3	4	3,330	6,700
1000 and over	3	2	3	5,060	2,985	4,300	3	2	54,298	22,274	31,725	3	2	3	8,000	8,782	9,350				
Kalkaska																					
Total	541	490	443	22,337	21,155	18,195	504	472	133,643	164,322	137,286	479	413	438	36,519	36,342	32,152	278	272	16,367	14,586
None							11	6	2,042	1,447	565	23	6	1	1,736	202	93	21	2	1,343	50
Under 25	166	118	314	2,475	1,750	8,469	134	106	11,158	13,473	67,828	116	90	308	5,054	3,736	14,758	41	176	1,683	6,002
25-49	210	216		7,000	7,272		199	214	35,867	54,053		192	180		11,618	9,092		109		4,487	
50-99	129	124	107	8,128	7,361	6,566	124	117	49,011	58,792	44,699	114	109	107	12,025	13,773	11,147	78	76	5,693	5,106
100-199	32	28	20	3,929	3,372	2,535	32	26	27,206	24,795	19,102	30	24	20	4,951	6,139	4,979	26	16	2,256	2,720
200 and over	4	4	2	805	1,400	625	4	3	8,359	11,762	5,092	4	4	2	1,135	3,400	1,175	3	2	905	708
Kent																					
Total	3,912	4,402	3,788	249,327	276,669	275,609	3,615	4,214	1,834,728	2,067,180	2,090,668	3,141	3,543	3,748	415,644	364,633	511,934	1,742	2,304	201,329	252,362
None							56	65	31,419	27,829	15,676	62	47	42	12,097	4,204	12,089	41	42	8,657	10,700
Under 25	1,000	1,139	1,772	14,854	16,862	50,002	838	995	91,409	108,806	367,584	687	774	1,713	32,823	21,786	91,508	195	770	20,007	42,850
25-49	1,224	1,394		40,928	47,188		1,113	1,334	246,165	318,395		931	1,144		60,103	55,150		429		22,436	
50-99	993	1,086	1,234	62,880	67,597	79,404	934	1,047	412,071	468,116	564,513	828	951	1,221	96,696	82,081	126,057	572	846	40,634	57,697
100-199	497	563	578	62,093	69,741	72,158	481	555	490,395	512,444	509,038	452	440	572	96,549	92,368	118,924	350	474	43,915	57,184
200-399	151	169	150	36,337	42,051	38,356	147	167	282,387	329,948	303,796	139	143	146	51,468	62,330	64,937	113	122	26,103	33,502
400-799	35	38	(1)	16,635	17,580	(1)	34	38	145,687	147,995	(1)	32	33	(1)	26,408	19,714	(1)	31	(1)	14,177	(1)
800 and over	12	13	(1)	15,600	15,650	(1)	12	13	135,195	153,647	(1)	10	11	(1)	39,500	27,000	(1)	11	(1)	25,400	(1)
400-699	33	37	39	15,185	16,880	19,425	32	37	128,037	147,495	173,083	30	32	39	24,468	19,674	46,189	29	36	13,302	23,204
700-999	4	5	8	3,050	4,150	6,864	4	5	36,400	34,579	64,041	4	5	8	5,440	6,390	12,390	4	7	2,075	6,645
1000 and over	10	9	7	14,000	12,200	9,400	10	9	116,445	119,568	92,937	8	7	7	36,000	20,650	39,840	9	7	24,200	20,580

Keweenaw																				
Total	50	79	59	2,321	2,703	2,258	46	72	17,351	15,866	18,330	42	68	58	3,457	3,387	3,085	11	28	1,470	1,179
None	———	———	———	———	———	———	———	———	———	———	403	———	———	1	———	———	20	———	2	———	70
Under 25	27	43	50	348	606	1,368	24	39	1,755	3,097	10,830	21	37	48	790	1,050	2,018	3	18	225	514
25-49	11	23		351	742		10	20	2,796	4,149		9	21		410	775		1		100	
50-99	8	8	5	467	510	295	8	8	3,675	4,149	2,300	8	5	5	515	444	407	4	4	45	255
100 and over	4	5	4	1,155	845	595	4	5	9,125	4,471	4,797	4	5	4	1,742	1,118	640	3	4	1,100	360
Lake																					
Total	580	578	509	20,520	19,449	20,721	546	564	126,617	98,900	142,562	544	509	488	38,879	28,414	34,727	258	278	14,449	14,316
None	———	———	———	———	———	———	15	5	4,332	805	505	21	3	3	4,969	2,015	170	14	4	3,676	276
Under 25	236	244	362	3,354	3,633	9,582	210	228	22,750	17,015	66,544	195	204	338	7,430	6,441	18,059	60	180	2,017	7,196
25-49	222	205		7,357	6,720		205	203	43,195	34,630		211	180		12,731	8,796		101		3,637	
50-99	98	110	124	6,280	6,696	7,702	92	109	35,067	32,922	49,196	95	104	124	8,803	8,696	11,521	65	79	3,026	5,312
100-199	19	17	20	2,329	2,000	2,287	19	17	14,461	10,368	17,158	18	16	20	3,596	2,276	3,427	14	12	1,393	1,007
200 and over	5	2	3	1,200	400	1,150	5	2	6,812	3,160	9,159	4	2	3	1,350	190	1,550	4	3	700	525
Lapeer																					
Total	2,815	3,150	2,861	186,710	212,895	188,198	2,518	3,035	1,225,818	1,505,619	1,279,187	2,261	2,547	2,792	279,185	252,850	319,440	1,307	1,738	113,264	155,257
None	———	———	———	———	———	———	14	28	4,937	6,509	4,262	25	19	22	6,565	880	5,159	22	19	5,753	4,587
Under 25	518	492	1,257	7,591	7,257	35,011	380	441	41,500	51,186	247,511	287	321	1,190	14,232	8,978	68,685	95	525	6,783	28,718
25-49	799	957		26,952	32,547		705	920	152,342	209,621		607	769		41,782	32,761		284		15,342	
50-99	872	1,032	1,050	56,021	66,283	68,559	810	994	340,641	429,545	431,837	756	870	1,030	81,200	77,941	107,901	470	728	31,394	49,962
100-199	494	515	449	60,493	63,654	55,166	477	502	412,676	449,468	340,093	454	434	446	86,467	72,526	89,969	333	371	32,395	46,856
200-399	112	132	90	25,634	30,986	21,335	112	129	195,054	252,484	183,543	112	115	89	34,060	41,364	32,686	84	82	13,962	18,149
400 and over	20	22	15	9,619	12,168	8,127	20	21	78,668	106,806	71,941	20	19	15	14,879	18,400	15,040	19	13	7,635	6,985
Leelanau																					
Total	927	1,044	950	46,051	51,397	47,576	896	1,031	315,642	418,416	320,830	867	952	910	68,743	55,513	68,218	350	443	20,092	25,324
None	———	———	———	———	———	———	9	1	1,456	100	769	19	1	4	2,227	50	4,595	8	5	1,831	5,125
Under 25	174	177	531	2,722	2,816	15,862	155	168	18,068	22,173	107,956	139	144	502	5,909	4,401	23,991	35	184	1,503	6,659
25-49	344	397		12,060	13,404		329	395	81,043	108,556		313	366		17,009	15,556		97		3,436	
50-99	331	395	351	20,959	24,602	22,094	327	392	143,400	188,290	144,432	319	374	338	29,811	25,865	27,549	158	204	8,008	9,014
100-199	71	65	59	8,242	7,430	7,297	69	65	58,399	58,445	47,044	70	60	58	11,542	7,241	8,858	48	43	4,359	3,316
200 and over	7	10	9	2,068	3,145	2,323	7	10	13,276	40,852	20,629	7	7	8	2,245	2,420	3,225	4	7	955	1,210
Lenawee																					
Total	3,581	4,037	4,006	378,835	437,541	450,862	3,244	3,795	2,671,767	3,009,067	3,372,191	2,935	3,104	4,011	751,612	726,013	901,790	2,199	3,005	385,774	489,409
None	———	———	———	———	———	———	33	45	42,534	30,998	19,659	54	36	51	43,105	6,209	13,988	53	58	37,241	10,379
Under 25	408	424	921	5,596	6,044	25,266	292	331	36,244	49,837	204,083	216	194	905	23,512	14,366	75,657	89	442	14,991	42,287
25-49	569	644		19,300	21,621		491	580	110,961	145,083		395	417		43,500	28,745		220		23,769	
50-99	988	1,128	1,208	65,411	73,605	81,531	892	1,063	388,918	475,714	615,895	795	855	1,193	122,293	101,543	152,518	562	864	57,036	73,730
100-199	1,118	1,248	1,263	144,360	159,389	161,841	1,064	1,195	1,014,528	1,017,630	1,115,016	1,007	1,058	1,251	277,180	268,488	315,383	869	1,086	135,178	167,666
200-399	411	495	521	97,168	119,478	127,680	387	485	712,878	850,669	933,613	364	452	518	163,699	199,381	249,285	334	469	82,530	137,430
400-799	77	79	(1)	36,770	37,149	(1)	75	77	277,294	268,841	(1)	74	73	(1)	59,591	64,006	(1)	62	(1)	34,085	(1)
800 and over	10	19	(1)	10,230	20,255	(1)	10	19	88,410	170,295	(1)	10	19	(1)	18,732	43,275	(1)	10	(1)	11,944	(1)
400-699	73	74	73	33,930	33,524	34,454	71	73	257,714	245,841	294,262	71	68	73	57,891	56,206	63,229	59	67	33,485	37,363
700-999	10	17	13	7,840	13,680	10,340	10	16	58,156	111,411	91,494	9	17	13	9,700	27,175	17,500	9	12	5,194	10,375
1000 and over	4	7	7	5,230	10,200	9,750	4	7	49,834	81,884	98,169	4	7	7	10,732	23,900	14,230	4	7	7,350	10,179
Livingston																					
Total	1,755	2,102	1,908	119,874	136,256	132,256	1,623	1,917	817,481	881,042	878,773	1,473	1,703	1,867	174,876	178,360	208,358	943	1,126	83,212	95,190
None	———	———	———	———	———	———	26	19	7,971	5,440	2,236	26	26	12	4,143	2,760	1,346	23	11	3,893	907
Under 25	338	346	845	4,831	5,202	23,845	269	264	29,660	34,335	164,601	207	213	808	10,491	6,687	38,781	80	334	6,345	16,318
25-49	530	653		17,921	22,150		489	593	105,553	129,215		455	527		27,524	25,714		250		11,454	
50-99	514	740	682	32,550	46,651	43,269	481	693	191,193	272,471	263,383	447	641	668	44,412	55,332	62,701	316	475	20,107	27,187
100-199	276	266	293	34,421	33,355	36,219	265	254	245,863	216,557	230,515	247	215	292	43,811	39,092	57,091	197	231	18,272	26,839
200-399	81	78	69	20,031	18,355	16,653	77	76	150,995	150,660	120,619	75	63	68	27,660	29,000	30,664	63	60	14,524	15,768
400-799	12	16	(1)	6,170	7,243	(1)	12	15	51,209	48,664	(1)	12	15	(1)	9,635	8,775	(1)	11	(1)	5,117	(1)
800 and over	4	3	(1)	3,950	3,300	(1)	4	3	35,037	23,700	(1)	4	3	(1)	7,200	11,000	(1)	3	(1)	3,500	(1)
400-699	10	16	13	4,655	7,243	6,115	10	15	37,169	48,664	46,751	10	15	13	7,635	8,775	9,585	9	11	3,925	6,046
700 and over	6	3	6	5,465	3,300	6,155	6	3	49,077	23,700	50,668	6	3	6	9,200	11,000	8,190	5	4	4,692	2,125

[1] Comparison with later censuses may be found in the groups below beginning with 400-699.

COUNTY TABLE 1.—CHICKENS ON FARMS 1940, 1935, AND 1930; CHICKEN EGGS PRODUCED AND CHICKENS RAISED 1939, 1934, AND 1929; AND CHICKENS SOLD, 1939 AND 1929; CLASSIFIED BY NUMBER ON HAND—Continued

(Chickens on hand over 4 months old Apr. 1, 1940 and over 3 months old Jan. 1, 1935 and Apr. 1, 1930)

STATE OR COUNTY AND NUMBER OF CHICKENS ON HAND	CHICKENS ON HAND						CHICKEN EGGS PRODUCED					CHICKENS RAISED						CHICKENS SOLD			
	Farms reporting			Number			Farms reporting		Dozens			Farms reporting			Number			Farms reporting		Number	
	1940 (Apr.1)	1935 (Jan.1)	1930 (Apr.1)	1940 (Apr. 1)	1935 (Jan. 1)	1930 (Apr. 1)	1939	1934	1939	1934	1929	1939	1934	1929	1939	1934	1929	1939	1929	1939	1929
MICHIGAN—Con.																					
Luce																					
Total	137	187	125	6,831	7,748	6,224	116	174	57,317	55,081	41,766	114	138	125	10,014	10,063	9,508	39	57	3,614	2,675
None	-----	-----	-----	-------	-------	-------	----	1	-------	50	26	2	2	1	126	47	7	-----	1	-------	50
Under 25	41	84	87	657	1,284	2,418	35	75	4,734	7,896	16,913	26	50	86	1,159	1,548	3,144	5	193	193	706
25-49	53	53		1,745	1,716		43	50	12,662	11,106		47	42		2,505	1,933		12	34	287	
50-99	29	39	30	1,844	2,357	1,990	25	37	12,512	15,396	12,500	25	35	30	2,304	3,305	3,516	10	17	389	1,341
100-199	10	7	5	1,122	725	575	9	7	7,630	6,110	4,427	10	7	5	1,370	1,850	791	8	3	712	353
200 and over	4	4	3	1,463	1,666	1,241	4	4	19,779	14,523	7,900	4	2	3	2,550	1,380	2,050	4	2	2,033	225
Machinac																					
Total	398	484	356	14,965	15,898	17,243	362	472	88,024	104,005	140,183	370	389	353	25,995	20,414	28,274	138	173	8,093	11,625
None	-----	-----	-----	-------	-------	-------	4	16	256	2,997	-------	8	9	2	1,258	1,098	104	5	2	1,187	155
Under 25	145	225	249	2,233	3,335	6,531	127	203	12,863	23,376	53,695	123	165	245	4,385	4,781	9,040	27	89	1,029	2,295
25-49	160	180		5,261	5,848		146	176	30,892	40,557		151	157		8,727	6,962		53		2,068	
50-99	71	61	76	4,472	3,828	4,815	64	59	27,516	21,035	35,094	67	46	75	7,290	5,354	7,567	41	54	2,377	2,579
100 and over	22	18	31	2,999	2,887	5,897	21	18	16,497	16,040	51,394	21	12	31	4,335	2,219	11,563	12	28	1,432	6,596
Macomb																					
Total	3,047	3,106	2,555	259,347	266,488	250,285	2,696	2,842	1,814,580	1,655,013	1,981,508	2,550	2,304	2,515	474,907	342,276	458,016	1,343	1,451	206,978	196,925
None	-----	-----	-----	-------	-------	-------	44	11	26,484	13,323	23,470	61	7	30	23,776	2,503	6,233	36	21	22,037	4,601
Under 25	560	525	888	8,073	7,901	23,963	389	455	39,842	30,409	167,606	360	254	849	23,368	8,079	62,348	80	277	9,870	27,124
25-49	726	738		23,967	24,162		618	647	129,465	109,556		558	518		44,355	27,691		179		12,160	
50-99	856	887	763	53,880	56,215	48,882	786	813	333,432	289,770	341,702	729	717	742	93,882	69,514	83,007	406	451	33,508	27,883
100-199	588	645	588	74,357	80,319	75,287	558	614	564,435	499,127	593,046	543	547	579	136,316	103,243	123,842	400	433	56,975	49,010
200-399	256	240	242	62,106	58,988	60,052	243	232	457,663	409,415	471,807	240	200	241	94,557	79,416	111,340	191	201	39,428	47,651
400-799	49	62	(1)	22,564	29,903	(1)	48	61	189,043	226,713	(1)	47	53	(1)	34,103	40,030	(1)	41	(1)	17,994	(1)
800 and over	12	9	(1)	14,400	9,000	(1)	10	9	74,016	76,700	(1)	12	8	(1)	24,550	11,800	(1)	10	(1)	15,006	(1)
400-699	49	57	62	22,564	26,350	29,851	48	57	189,043	198,004	261,448	47	49	62	34,103	35,295	49,196	41	56	17,994	24,806
700-999	4	9	6	3,300	6,953	4,650	3	8	20,900	63,609	43,933	4	8	6	8,050	8,535	11,700	3	6	4,650	10,350
1000 and over	8	5	6	11,100	5,600	7,600	7	5	53,116	41,800	78,496	8	4	6	16,500	8,000	10,350	7	6	10,356	5,500
Manistee																					
Total	1,043	1,187	1,026	41,280	51,807	50,038	963	1,149	232,835	276,290	346,189	919	1,043	952	74,631	64,745	81,778	513	599	33,119	38,468
None	-----	-----	-----	-------	-------	-------	20	3	3,234	2,607	1,746	34	4	9	3,200	420	1,194	31	13	2,616	713
Under 25	391	314	670	5,991	4,985	18,052	344	294	33,867	29,516	116,461	289	254	605	13,986	7,360	30,438	125	339	6,404	11,879
25-49	384	486		12,696	16,290		353	471	64,619	83,185		349	432		24,071	19,298		182		8,947	
50-99	200	312	271	12,263	19,124	16,526	181	306	63,200	92,012	102,325	183	289	260	18,592	21,394	25,114	129	180	7,247	11,337
100-199	56	61	61	7,075	7,213	7,365	53	61	43,371	37,801	57,345	52	53	56	8,107	8,578	15,404	36	46	3,469	8,025
200 and over	12	14	24	3,255	4,195	8,095	12	14	24,544	31,169	68,312	12	11	22	6,675	7,695	9,628	10	21	4,436	6,514
Marquette																					
Total	508	688	683	21,883	28,014	40,087	481	661	171,767	204,397	341,297	437	528	604	32,469	38,644	57,932	182	295	9,133	25,056
None	-----	-----	-----	-------	-------	-------	15	13	3,894	1,767	1,555	12	20	8	1,264	1,169	483	8	9	717	635
Under 25	229	328	420	3,313	4,510	9,933	200	299	21,040	30,684	80,292	173	254	347	5,088	5,945	13,182	47	108	1,161	3,598
25-49	154	185		4,887	5,993		147	181	31,190	40,302		137	124		6,578	6,740		56		1,556	

50-99	76	116	154	4,693	7,296	9,818	71	111	33,373	53,301	83,845	68	82	144	6,076	8,156	12,000	40	89	1,823	5,204
100-199	32	48	75	3,848	6,055	9,695	31	47	31,224	45,707	77,968	30	42	72	5,428	10,854	15,022	21	60	1,671	6,975
200-399	14	6	26	3,487	1,420	6,251	14	6	29,019	8,753	53,222	14	3	25	6,135	1,280	9,020	7	22	1,337	3,760
400 and over	3	4	8	1,655	2,740	4,390	3	4	22,027	23,883	44,415	3	3	8	1,900	5,400	8,225	3	7	868	4,884
Mason																					
Total	1,480	1,607	1,440	67,905	72,202	67,952	1,335	1,569	494,353	554,547	514,200	1,276	1,419	1,420	135,945	112,179	121,290	690	889	56,140	58,653
None	----	----	----	----	----	----	6	10	2,693	1,952	3,951	14	12	20	1,159	525	992	13	19	1,097	862
Under 25	432	390	938	6,658	6,153	25,630	358	364	41,303	45,039	189,572	318	295	901	14,019	10,674	47,924	101	484	3,886	20,324
25-49	540	660		17,850	21,939		484	643	115,264	163,380		464	596		32,401	35,921		236		11,877	
50-99	382	430	398	23,728	25,779	24,450	364	425	170,980	191,523	179,631	359	398	395	42,224	36,617	38,886	240	306	16,219	18,694
100-199	101	101	76	12,209	12,061	9,411	99	101	98,588	104,195	66,761	96	96	78	22,267	19,227	14,743	79	60	10,517	7,520
200 and over	25	26	26	7,460	6,270	8,461	24	26	65,525	48,458	74,285	25	22	26	23,875	9,215	18,745	21	20	12,542	11,253
Mecosta																					
Total	1,750	1,995	1,775	97,943	103,148	99,438	1,621	1,962	683,373	836,233	690,859	1,609	1,613	1,728	167,834	133,493	158,951	826	1,144	74,702	78,551
None	----	----	----	----	----	----	13	29	8,455	6,253	4,356	29	19	18	13,851	2,068	2,038	28	22	13,079	2,056
Under 25	399	511	921	5,807	7,883	24,394	325	481	37,312	63,297	166,313	305	367	867	16,449	11,037	40,119	95	444	8,764	17,176
25-49	566	723		19,062	23,993		528	705	116,684	174,587		527	590		29,746	28,134		222		9,466	
50-99	494	508	610	30,919	31,811	39,044	471	498	198,002	244,930	247,039	468	429	600	45,566	38,645	57,233	278	467	16,382	26,981
100-199	245	209	205	30,084	25,244	25,785	241	207	224,271	226,140	183,071	235	169	204	44,595	31,378	42,567	171	174	18,718	23,753
200-399	43	35	35	10,308	8,357	8,440	43	42	98,649	121,026	90,080	42	32	35	14,327	15,481	13,644	29	34	6,093	7,160
400 and over	3	9	4	1,763	5,850	1,775						3	7	4	3,300	6,750	3,350	3	3	2,200	1,425
Menominee																					
Total	1,456	1,756	1,636	55,361	68,495	71,836	1,389	1,734	406,551	498,438	598,683	1,415	1,516	1,595	84,577	100,894	107,904	322	672	19,976	38,815
None	----	----	----	----	----	----	16	19	2,437	3,492	8,256	25	24	14	2,054	1,309	1,232	20	19	1,708	1,565
Under 25	585	609	1,163	8,641	9,722	30,336	534	582	59,320	69,738	249,490	539	500	1,112	15,730	14,027	43,593	59	364	2,017	10,501
25-49	541	743		17,696	24,121		521	736	120,872	162,212		524	663		26,403	31,438		101		3,018	
50-99	246	306	384	15,280	18,537	22,204	237	301	102,834	125,987	177,207	243	263	361	21,769	28,481	30,704	92	200	4,575	9,881
100-199	61	75	83	7,339	9,170	10,416	59	74	59,097	72,442	81,323	61	49	82	11,421	15,189	14,754	33	68	4,750	6,793
200-399	19	17	18	4,605	4,395	4,260	18	16	38,238	40,923	38,666	19	14	18	4,975	8,250	6,470	13	15	2,556	7,540
400 and over	4	6	8	1,800	2,550	4,620	4	6	23,753	23,644	43,741	4	3	8	2,225	2,200	11,151	4	6	1,352	7,535
Midland																					
Total	1,646	1,904	1,571	97,066	100,989	84,628	1,485	1,811	578,811	712,155	571,913	1,399	1,518	1,537	168,489	139,460	140,711	747	876	64,439	63,150
None	----	----	----	----	----	----	6	11	1,163	1,075	2,262	21	8	10	3,162	387	887	18	11	1,916	763
Under 25	391	489	896	5,598	7,408	22,988	312	436	29,461	49,534	153,682	256	350	864	13,659	10,441	42,157	91	366	5,728	16,093
25-49	498	649		16,768	22,060		449	621	92,546	151,991		424	517		32,105	27,825		186		11,277	
50-99	455	520	476	28,874	32,404	30,436	425	504	146,424	219,663	200,634	422	425	466	51,199	40,146	47,101	251	336	19,697	21,386
100-199	245	204	168	30,288	25,166	20,896	239	198	191,510	176,095	138,768	224	180	167	45,339	35,701	30,929	164	135	16,307	15,033
200-399	49	32	24	11,378	7,626	5,583	46	31	75,067	56,178	38,377	45	29	24	14,625	12,744	8,882	31	22	4,491	4,475
400 and over	8	10	7	4,160	6,325	4,743	8	10	42,640	57,619	38,190	7	9	6	8,400	12,216	10,755	6	6	5,023	5,400
Missaukee																					
Total	958	1,080	939	51,867	54,451	51,013	889	1,068	388,379	441,116	437,622	775	859	848	73,826	63,809	75,861	426	532	30,466	37,444
None	----	----	----	----	----	----	17	15	8,208	2,695	2,312	19	9	12	1,810	462	1,357	20	13	1,743	1,173
Under 25	241	283	527	3,789	4,168	14,340	194	272	26,369	34,239	118,251	151	210	439	6,817	7,158	21,196	44	225	3,048	10,146
25-49	298	360		10,072	12,171		273	348	65,466	92,512		245	297		15,699	14,561		117		5,151	
50-99	273	301	297	18,114	19,180	19,413	262	298	131,211	155,768	155,704	229	226	285	23,718	20,040	25,424	149	196	9,036	10,115
100-199	129	122	94	15,597	14,996	11,235	126	121	122,090	128,247	98,510	116	105	91	17,527	15,768	15,669	81	79	7,009	8,739
200 and over	17	14	21	4,296	3,936	6,025	17	14	35,035	27,655	64,845	15	12	21	8,255	5,820	12,215	15	19	4,479	7,271
Monroe																					
Total	3,398	3,867	3,510	293,110	339,056	317,462	3,181	3,551	1,794,629	1,746,783	1,987,506	3,106	3,387	3,501	580,370	506,165	567,614	2,169	2,485	238,883	261,052
None	----	----	----	----	----	----	29	4	12,834	1,660	3,105	48	17	21	10,742	5,780	3,260	35	19	7,319	2,374
Under 25	453	434	953	6,815	6,277	26,540	350	325	42,007	27,984	166,334	339	282	932	26,501	14,988	68,467	122	406	11,597	27,413
25-49	730	774		24,443	25,728		657	686	134,097	105,595		616	636		61,341	39,728		340		23,361	
50-99	1,033	1,199	1,171	66,673	76,587	77,927	992	1,125	402,222	354,470	490,355	965	1,084	1,165	139,113	114,616	145,064	707	843	58,738	62,121
100-199	893	1,132	1,121	112,558	141,540	140,125	873	1,092	695,437	727,679	839,892	854	1,057	1,119	208,452	198,938	229,348	727	976	86,244	107,719

[1] Comparison with later censuses may be found in groups below beginning with 400-699.

COUNTY TABLE 1.—CHICKENS ON FARMS 1940, 1935, AND 1930; CHICKEN EGGS PRODUCED AND CHICKENS RAISED 1939, 1934, AND 1929; AND CHICKENS SOLD, 1939 AND 1929; CLASSIFIED BY NUMBER ON HAND—Continued

(Chickens on hand over 4 months old Apr. 1, 1940 and over 3 months old Jan. 1, 1935 and Apr. 1, 1930)

STATE OR COUNTY AND NUMBER OF CHICKENS ON HAND	CHICKENS ON HAND						CHICKEN EGGS PRODUCED					CHICKENS RAISED						CHICKENS SOLD			
	Farms reporting			Number			Farms reporting		Dozens			Farms reporting			Number			Farms reporting		Number	
	1940 (Apr.1)	1935 (Jan.1)	1930 (Apr1)	1940 (Apr. 1)	1935 (Jan. 1)	1930 (Apr. 1)	1939	1934	1939	1934	1929	1939	1934	1929	1939	1934	1929	1939	1929	1939	1929
MICHIGAN—Con.																					
Monroe—Contd.																					
200-399	253	288	232	59,946	67,444	54,222	245	280	364,359	369,779	326,735	249	277	231	99,171	96,418	87,985	206	211	40,859	42,374
400 and over	36	40	(1)	22,675	21,480	(1)	35	39	143,673	159,616	(1)	35	34	(1)	37,050	35,697	(1)	32	(1)	10,765	(1)
400-699	31	34	24	15,575	15,330	11,198	30	33	105,211	106,787	63,733	30	28	24	21,750	25,597	22,440	28	22	9,515	13,010
700 and over	5	6	9	7,100	6,150	7,450	5	6	38,462	52,829	77,352	5	6	9	15,300	10,100	11,050	4	8	1,250	6,041
Montcalm																					
Total	2,924	3,402	3,324	187,147	198,822	207,525	2,748	3,256	1,265,220	1,612,869	1,432,424	2,672	2,741	3,177	271,654	232,290	303,690	1,377	2,293	101,126	151,699
None	———	———	———	———	———	———	40	15	17,123	5,243	7,282	38	17	21	4,430	1,255	7,029	38	21	6,044	6,877
Under 25	461	542	1,378	6,848	8,317	40,099	380	450	47,825	62,445	272,345	382	365	1,267	14,008	9,308	62,561	97	737	5,849	27,782
25-49	825	1,124		28,453	38,712		765	1,091	182,240	294,209		743	910		42,022	41,887		270		12,360	
50-99	1,032	1,210	1,394	66,890	76,553	91,069	980	1,185	454,517	619,885	621,036	934	1,002	1,352	91,640	83,838	125,890	559	1,057	31,831	59,925
100-199	522	438	489	63,459	52,008	59,184	500	429	419,702	430,117	402,687	497	367	475	88,350	61,092	80,348	358	417	33,518	42,355
200-399	78	80	55	18,277	19,418	12,718	77	78	126,803	162,162	93,934	72	72	54	23,704	28,310	21,932	50	54	7,542	12,162
400 and over	6	8	8	3,220	3,814	4,455	6	8	17,010	38,808	35,140	6	8	8	7,500	6,600	5,930	5	7	3,982	2,600
Montmorency																					
Total	411	413	339	16,286	13,861	13,671	395	408	101,898	108,567	109,718	384	338	347	24,590	18,490	27,567	165	207	8,587	11,832
None	———	———	———	———	———	———	5	5	1,065	1,420	4,615	7	4	9	277	400	1,018	6	11	501	766
Under 25	168	178	243	2,588	2,499	6,397	154	170	12,914	20,681	49,855	148	143	242	4,563	3,995	11,587	35	114	952	4,227
25-49	130	148		4,446	4,769		124	147	27,554	34,242		121	121		5,889	5,181		50		1,439	
50-99	89	70	76	5,604	4,187	4,785	88	69	33,818	29,868	36,511	85	55	76	8,097	5,137	9,392	54	64	2,228	4,366
100-199	20	16	20	2,313	1,706	2,489	20	16	14,544	15,636	18,737	19	14	20	3,848	2,377	5,570	16	18	1,687	2,473
200 and over	4	1	———	1,335	700	———	4	1	12,003	6,720	———	4	1	———	1,916	1,400	———	4	———	1,780	———
Muskegon																					
Total	1,691	1,457	1,329	97,648	97,286	93,581	1,574	1,354	748,377	757,797	769,486	1,453	1,265	1,319	174,924	157,839	154,640	806	843	84,430	77,391
None	———	———	———	———	———	———	38	2	7,796	230	6,786	49	7	14	16,638	1,237	1,555	36	21	18,447	1,788
Under 25	513	307	682	7,443	4,902	18,500	438	256	57,428	35,259	149,254	369	237	667	18,444	8,547	38,934	115	309	6,988	16,881
25-49	543	462		17,833	15,627		499	429	125,767	118,018		476	406		31,217	40,708		210		9,631	
50-99	382	431	404	24,696	26,849	26,145	362	418	184,537	219,793	190,476	337	389	398	40,547	35,479	39,670	252	308	17,069	20,353
100-199	177	177	172	21,868	22,047	20,934	164	173	159,641	170,895	165,602	154	157	169	30,837	29,742	31,866	132	140	13,236	16,953
200-399	59	55	47	14,643	13,631	11,980	56	51	102,428	98,332	102,325	53	50	47	17,846	22,711	17,315	45	43	8,769	9,269
400-799	11	22	(1)	5,565	11,230	(1)	11	22	51,276	91,897	(1)	9	16	(1)	9,095	14,215	(1)	10	(1)	4,595	(1)
800 and over	6	3	(1)	5,600	3,000	(1)	6	3	59,504	23,373	(1)	6	3	(1)	10,300	5,200	(1)	6	(1)	5,695	(1)
400-699	8	18	17	3,425	8,300	8,325	8	18	33,272	74,007	80,636	6	13	17	5,185	12,795	12,250	7	16	1,995	6,175
700-999	5	6	3	3,740	4,630	2,475	5	6	37,518	30,313	22,190	5	5	3	7,110	4,620	4,800	5	3	4,570	2,752
1000 and over	4	1	4	4,000	1,300	5,222	4	1	39,990	10,950	52,217	4	1	4	7,100	2,000	8,250	4	3	3,725	3,220
Newaygo																					
Total	2,122	2,275	2,039	132,288	152,119	157,787	1,960	2,151	915,367	1,178,017	1,246,239	1,801	1,901	2,009	204,927	195,014	267,389	1,015	1,261	95,048	125,952
None	———	———	———	———	———	———	22	19	6,971	7,058	10,488	44	14	16	9,975	1,286	926	37	15	9,206	1,881
Under 25	561	594	934	8,014	8,907	25,031	466	522	52,297	67,284	190,960	433	443	900	21,341	12,844	46,234	125	414	10,455	17,862
25-49	634	607		21,225	20,091		575	570	131,227	137,430		532	520		34,967	21,123		257		12,590	

50-99	512	570	583	32,814	35,822	38,512	492	551	228,084	294,969	273,063	424	482	576	43,947	43,293	59,062	285	401	18,334	25,090
100-199	300	344	363	37,777	43,068	46,762	293	332	264,021	336,163	373,993	264	311	359	52,893	62,829	78,997	217	287	23,829	39,756
200-399	101	139	133	24,983	33,261	33,097	98	136	179,464	250,285	295,834	91	112	132	32,138	41,721	56,819	81	121	15,406	29,180
400 and over	14	21	(1)	7,475	10,970	(1)	14	21	53,303	84,828	(1)	13	19	(1)	9,666	11,918	(1)	13	(1)	5,228	(1)
400-699	11	18	22	5,315	8,370	10,900	11	18	39,803	65,445	79,474	10	16	22	6,946	9,118	20,175	10	19	3,503	10,574
700 and over	3	3	4	2,160	2,600	3,485	3	3	13,500	19,383	22,427	3	3	4	2,720	2,800	5,176	3	4	1,725	1,609
Oakland																					
Total	2,801	3,083	2,035	185,132	189,928	155,752	2,550	2,859	1,215,391	1,345,863	1,063,465	2,262	2,427	1,979	374,101	339,244	283,596	1,324	1,173	202,132	137,171
None							48	10	16,004	3,011	15,992	65	25	35	17,088	35,729	4,619	44	27	14,256	4,060
Under 25	785	748	950	11,105	10,665	25,147	639	647	76,287	61,074	167,008	491	513	883	30,827	19,375	49,929	160	344	15,471	23,019
25-49	860	1,021		28,866	33,910		791	950	169,781	228,814		701	815		51,879	50,600		363		18,492	
50-99	725	850	682	45,004	52,169	43,410	669	818	267,181	366,636	269,959	620	682	663	75,984	75,912	65,793	422	477	31,118	27,739
100-199	287	326	289	35,040	40,511	36,409	271	300	212,203	293,638	230,318	253	271	284	71,908	60,327	62,695	221	227	37,373	30,585
200-399	104	99	70	26,605	24,346	17,686	94	97	183,918	182,204	134,994	93	85	70	54,791	38,664	31,731	78	58	33,501	13,723
400-799	27	27	(1)	14,055	13,545	(1)	25	25	108,555	112,920	(1)	26	24	(1)	21,624	22,337	(1)	24	(1)	15,518	(1)
800 and over	13	12	(1)	24,455	14,782	(1)	13	12	181,462	97,566	(1)	13	12	(1)	50,000	36,300	(1)	12	(1)	36,403	(1)
400-699	23	24	27	11,205	11,308	12,950	21	22	75,497	85,674	97,143	22	21	27	16,884	16,705	24,737	20	23	11,569	11,407
700-999	9	7	9	7,325	5,637	7,050	9	7	72,077	64,246	47,356	9	7	9	11,640	14,532	13,700	9	9	8,199	7,950
1000 and over	8	8	8	19,980	11,382	13,100	8	8	142,443	60,566	100,697	8	8	8	43,100	27,400	30,392	7	8	32,153	18,688
Oceana																					
Total	1,535	1,819	1,645	71,948	99,355	94,798	1,402	1,759	469,724	871,410	724,510	1,244	1,567	1,529	109,337	141,517	144,571	671	938	47,055	67,066
None							22	9	4,741	7,027	4,271	31	10	25	4,209	4,082	1,335	24	24	2,970	1,236
Under 25	447	402	976	6,679	6,231	25,991	361	371	40,705	56,206	181,847	281	297	870	12,611	9,001	42,662	95	445	5,460	17,814
25-49	579	670		19,285	22,598		533	657	119,285	189,425		483	599		29,627	29,478		239		10,785	
50-99	346	516	432	21,829	32,313	27,257	334	498	136,344	284,523	186,899	301	454	410	29,661	41,417	40,564	198	281	12,367	16,973
100-199	128	174	175	15,675	21,382	22,202	120	169	106,466	191,224	172,811	115	153	164	22,147	28,114	31,950	89	135	9,617	15,024
200-399	27	47	49	5,930	11,366	12,733	26	46	40,083	102,242	113,026	27	45	47	7,837	17,865	19,235	21	41	3,595	9,659
400 and over	6	10	13	2,550	5,465	6,615	6	9	22,100	40,763	65,556	6	9	13	3,245	11,560	8,825	5	12	2,263	6,360
Ogemaw																					
Total	846	1,038	861	37,305	37,070	32,890	777	975	221,770	277,861	214,975	721	829	750	54,474	48,185	54,172	347	340	19,784	18,883
None							8	14	775	1,934	584	15	12	3	1,295	877	397	11	7	1,196	520
Under 25	261	415	658	4,001	6,149	16,514	223	364	24,474	43,364	102,273	193	314	561	7,849	8,696	25,666	53	228	2,738	7,959
25-49	350	405		11,813	13,245		328	384	65,696	93,337		306	322		18,669	18,135		143		5,506	
50-99	176	173	162	11,027	10,338	9,942	164	171	58,038	77,639	64,369	154	147	147	14,641	13,628	16,004	95	79	5,398	6,505
100-199	44	35	32	5,229	4,338	3,859	40	32	29,122	33,456	28,295	40	27	30	6,825	4,759	6,275	32	20	2,939	2,315
200-399	10	8	8	2,235	2,050	2,175	9	8	24,045	17,801	15,454	8	5	8	2,495	1,050	3,730	8	5	1,129	984
400 and over	5	2	1	3,000	950	500	5	2	19,620	10,330	4,000	5	2	1	2,700	1,040	2,100	5	1	878	600
Ontonagon																					
Total	487	724	632	24,714	31,804	27,641	436	687	211,061	257,931	242,059	429	569	612	42,877	48,199	44,040	155	227	12,898	14,991
None							15	8	7,657	425	1,199	29	11	8	3,447	574	649	18	5	2,334	295
Under 25	195	341	460	2,732	4,630	9,989	153	310	16,867	27,794	84,136	140	257	434	4,375	5,175	16,027	19	92	841	2,380
25-49	128	182		4,189	5,721		110	171	26,341	37,057		109	129		5,956	6,861		32		1,023	
50-99	84	119	113	5,629	7,780	7,523	79	116	36,431	59,059	62,697	74	102	112	7,031	13,309	11,799	36	80	1,584	4,736
100-199	61	57	41	7,269	6,728	4,939	60	57	66,204	61,374	42,900	58	48	40	9,568	10,730	7,305	37	34	2,597	3,695
200 and over	19	25	18	4,895	6,945	5,190	19	25	57,461	72,222	51,127	19	22	18	12,700	11,550	8,260	13	16	4,519	3,885
Osceola																					
Total	1,545	1,702	1,582	61,731	71,039	75,107	1,405	1,613	387,008	549,797	572,232	1,331	1,431	1,558	94,762	88,365	114,463	779	852	41,552	51,886
None							20	12	5,509	927	956	20	18	3	3,940	809	195	21	4	3,747	360
Under 25	534	536	1,059	7,692	7,857	28,656	428	500	44,498	53,746	208,685	405	416	1,034	13,557	13,255	45,419	156	482	5,150	18,025
25-49	552	694		18,587	23,147		511	664	109,487	176,952		489	593		29,416	30,345		289		11,156	
50-99	368	359	399	22,707	22,508	25,059	359	334	143,731	182,565	174,964	332	312	397	30,279	26,467	35,500	247	268	13,415	13,801
100-199	76	97	99	8,645	11,404	11,817	73	88	60,384	97,101	103,853	71	79	99	9,800	10,052	16,631	53	74	3,400	6,801
200-399	12	14	22	2,750	3,323	5,675	14	15	23,399	38,506	85,774	11	11	22	5,970	3,037	9,438	13	24	4,684	12,899
400 and over	3	2	3	1,350	2,800	3,900						3	2	3	1,800	4,400	7,280				

[1] Comparison with later censuses may be found in groups below beginning with 400-699.

COUNTY TABLE 1.—CHICKENS ON FARMS 1940, 1935, AND 1930; CHICKEN EGGS PRODUCED AND CHICKENS RAISED 1939, 1934, AND 1929; AND CHICKENS SOLD, 1939 AND 1929; CLASSIFIED BY NUMBER ON HAND—Continued

(Chickens on hand over 4 months old Apr. 1, 1940 and over 3 months old Jan. 1, 1935 and Apr. 1, 1930)

STATE OR COUNTY AND NUMBER OF CHICKENS ON HAND	CHICKENS ON HAND						CHICKEN EGGS PRODUCED					CHICKENS RAISED						CHICKENS SOLD			
	Farms reporting			Number			Farms reporting		Dozens			Farms reporting			Number			Farms reporting		Number	
	1940 (Apr.1)	1935 (Jan.1)	1930 (Apr1)	1940 (Apr. 1)	1935 (Jan. 1)	1930 (Apr. 1)	1939	1934	1939	1934	1929	1939	1934	1929	1939	1934	1929	1939	1929	1939	1929
MICHIGAN—Con.																					
Oscoda																					
Total	192	261	185	7,223	8,987	8,398	172	250	47,455	78,181	66,397	156	206	180	12,015	12,885	17,446	64	102	5,139	8,868
None	———	———	———	———	———	———	4	6	652	1,069	———	3	5	———	975	359	———	2	———	925	———
Under 25	73	135	128	1,091	2,000	3,434	60	123	6,408	15,838	24,007	48	94	125	1,823	2,893	7,090	11	61	773	2,838
25-49	74	84		2,463	2,806		63	80	13,161	22,430		62	73		3,926	3,450		26		1,345	
50-99	35	37	40	2,144	2,361	2,539	35	37	15,378	22,990	20,797	33	30	40	2,811	2,783	5,227	17	26	966	2,602
100-199	7	2	13	755	220	1,375	7	2	4,736	1,700	12,762	7	1	13	1,315	200	3,454	5	11	480	2,268
200 and over	3	3	4	770	1,600	1,050	3	2	7,120	14,154	8,831	3	3	4	1,165	3,200	1,675	3	4	650	1,160
Otsego																					
Total	444	487	396	15,728	14,703	13,436	426	454	108,723	97,976	86,681	420	429	396	30,544	23,753	20,558	184	135	8,453	5,413
None	———	———	———	———	———	———	4	13	997	1,890	1,025	5	12	4	225	365	198	5	5	120	211
Under 25	135	214	330	2,060	3,213	8,738	120	179	13,634	21,763	54,004	115	165	326	4,798	6,856	14,188	25	91	1,407	2,996
25-49	204	198		6,811	6,356		198	188	46,347	38,490		196	185		13,380	9,934		90		2,978	
50-99	93	67	60	5,482	4,024	3,483	92	66	38,963	25,877	24,032	93	61	60	10,041	5,373	4,597	56	33	3,093	1,401
100 and over	12	8	6	1,375	1,110	1,215	12	8	8,782	9,956	7,620	11	6	6	2,100	1,225	1,575	8	5	855	805
Ottawa																					
Total	3,579	3,717	3,517	484,685	514,074	474,999	3,469	3,647	4,063,102	4,333,109	4,059,690	2,869	2,873	3,532	722,602	654,800	810,258	1,952	2,267	379,613	405,328
None	———	———	———	———	———	———	36	18	28,327	10,256	17,319	50	20	32	76,467	16,732	40,404	49	34	67,267	27,858
Under 25	457	411	927	6,805	6,182	25,544	402	378	54,191	57,572	228,444	265	287	918	18,052	9,725	59,343	70	381	10,294	29,447
25-49	559	665		18,894	22,186		522	639	130,271	180,431		367	511		28,687	24,997		163		13,189	
50-99	636	761	811	41,177	49,090	54,124	609	745	323,122	400,563	435,866	479	581	807	71,441	57,224	89,402	290	498	33,314	37,382
100-199	1,089	872	892	161,599	114,450	119,369	1,069	866	1,354,846	942,892	1,009,569	922	651	891	225,549	137,078	188,514	727	589	105,485	78,336
200-399	687	806	765	175,622	209,603	197,253	681	800	1,481,866	1,788,619	1,748,288	637	645	763	209,111	262,963	299,779	525	654	99,129	152,534
400-799	135	178	(1)	63,388	85,615	(1)	134	177	530,879	741,337	(1)	133	157	(1)	73,929	105,025	(1)	113	(1)	37,710	(1)
800 and over	16	24	(1)	17,200	26,948	(1)	16	24	159,600	211,439	(1)	16	21	(1)	19,366	41,056	(1)	15	(1)	13,225	(1)
400-699	128	165	103	58,438	76,365	47,865	127	164	493,559	664,402	391,272	126	145	103	69,029	93,309	81,781	107	96	35,635	51,594
700-999	16	27	10	12,550	21,348	7,844	16	27	102,910	170,205	72,876	16	24	10	13,916	31,027	24,335	15	9	8,400	18,597
1000 and over	7	10	9	9,600	14,850	23,000	7	10	94,010	118,169	156,056	7	9	8	10,350	21,745	26,700	6	6	6,900	9,600
Presque Isle																					
Total	976	996	840	38,666	35,756	34,083	950	979	280,415	229,920	259,399	921	904	803	62,168	47,456	49,010	434	392	15,823	13,970
None	———	———	———	———	———	———	7	3	1,078	61	703	10	3	6	986	48	182	9	5	832	116
Under 25	260	292	572	4,219	4,687	16,464	243	280	33,795	27,201	125,107	230	245	536	8,158	6,687	23,100	67	222	1,803	5,903
25-49	425	469		14,389	15,807		413	464	105,676	104,677		397	434		24,436	20,931		182		6,000	
50-99	257	214	249	15,935	12,583	15,183	253	212	111,704	82,183	111,261	250	203	242	23,671	16,917	21,588	153	148	5,965	5,310
100 and over	34	21	19	4,123	2,679	2,436	34	20	28,162	15,798	22,328	34	19	19	4,917	2,873	4,140	23	17	1,223	2,641
Roscommon																					
Total	151	135	139	5,536	4,421	5,687	143	136	27,766	32,889	41,553	140	135	136	12,678	8,423	9,028	68	73	5,762	3,922
None	———	———	———	———	———	———	1	1	40	125	60	7	1	2	1,568	40	125	5	2	1,285	90
Under 25	60	54	109	831	887	2,549	58	54	4,639	7,640	17,101	53	54	104	2,108	3,089	4,767	17	47	803	1,818
25-49	55	62		1,730	2,029		51	62	8,258	13,467		47	61		3,051	3,104		22		913	

50-99	27	14	22	1,745	826	1,327	26	14	8,358	7,207	8,712	26	14	22	3,626	1,295	2,286	17	17	1,121	1,082
100 and over	9	5	8	1,230	680	1,811	7	5	6,471	4,450	15,680	7	5	6	2,325	895	1,850	7	7	1,640	932
Saginaw																					
Total	4,494	4,712	4,421	381,826	396,492	370,815	4,160	4,460	2,652,855	2,802,007	2,585,515	4,021	4,089	4,330	675,692	599,508	664,818	2,685	2,976	263,525	312,018
None	----	----	----	----	----	----	42	25	19,405	6,244	5,862	60	25	24	15,748	3,029	3,641	53	25	14,254	3,210
Under 25	809	548	1,481	8,740	8,146	41,549	464	437	50,750	55,042	285,409	414	372	1,407	29,839	12,012	89,892	159	675	12,916	35,679
25-49	954	1,033		32,171	34,651		848	952	200,853	213,641		815	868		77,541	48,040		400		25,711	
50-99	1,345	1,540	1,676	87,665	99,976	111,115	1,265	1,486	554,616	650,729	720,980	1,222	1,376	1,647	158,259	146,621	180,297	820	1,187	55,625	71,737
100-199	1,223	1,228	985	157,485	153,361	122,649	1,184	1,205	1,093,764	1,105,871	797,567	1,180	1,116	975	263,568	254,128	199,375	958	849	98,987	91,340
200-399	329	320	230	77,962	75,914	55,852	322	315	554,020	576,047	397,845	317	292	228	111,137	119,528	85,033	261	198	44,646	39,722
400-799	33	37	(1)	15,425	18,544	(1)	32	36	143,282	142,153	(1)	30	36	(1)	16,390	29,854	(1)	29	(1)	8,586	(1)
800 and over	3	6	(1)	2,400	5,900	(1)	3	6	36,167	52,280	(1)	3	4	(1)	3,200	6,500	(1)	3	(1)	5,000	(1)
400-699	32	34	32	14,725	16,594	14,720	31	33	135,929	125,583	107,687	29	33	32	15,840	27,729	26,805	28	29	7,986	14,020
700 and over	4	9	17	3,100	8,050	24,950	4	9	43,500	68,850	289,965	4	7	17	3,950	8,425	79,775	4	17	5,400	56,310
St. Clair																					
Total	3,628	4,009	3,248	258,258	285,356	258,814	3,354	3,740	1,820,704	1,859,932	2,027,433	3,204	3,508	3,227	554,419	405,675	530,374	1,984	2,087	282,553	243,549
None	----	----	----	----	----	----	41	24	19,612	20,282	16,691	73	23	42	20,895	5,207	7,016	52	43	19,778	6,559
Under 25	733	777	1,395	10,124	11,889	38,289	588	669	73,909	64,737	290,083	513	554	1,348	42,997	16,592	85,292	209	608	22,885	35,183
25-49	990	1,131		33,050	37,384		918	1,060	252,447	218,796		837	920		74,681	52,662		419		30,870	
50-99	1,013	1,188	1,069	83,601	73,581	69,394	961	1,102	431,324	465,589	487,706	921	1,001	1,058	140,915	97,971	127,322	621	753	70,208	50,907
100-199	648	669	561	80,251	82,521	69,997	628	633	551,843	558,190	521,614	619	581	556	141,245	119,933	129,045	487	475	60,296	54,966
200-399	208	219	170	50,752	52,869	41,606	203	210	360,098	354,674	344,952	205	191	170	79,231	72,363	74,450	185	156	36,068	34,972
400-799	31	38	(1)	15,700	18,882	(1)	30	35	139,115	120,464	(1)	31	32	(1)	49,705	25,387	(1)	26	(1)	41,100	(1)
800 and over	5	7	(1)	4,800	8,250	(1)	5	7	32,356	57,200	(1)	5	6	(1)	4,750	15,560	(1)	5	(1)	1,850	(1)
400-699	29	35	36	14,300	16,782	16,910	29	32	130,645	108,464	136,670	29	30	36	47,455	22,537	31,599	25	35	40,900	17,672
700-999	4	6	7	3,000	4,500	5,568	3	6	17,636	39,000	56,281	4	4	7	4,950	8,350	22,600	3	7	1,000	15,288
1000 and over	3	4	10	3,200	5,850	17,050	3	4	28,190	30,200	173,446	3	4	10	2,050	10,060	53,050	3	10	1,050	28,022
St. Joseph																					
Total	1,879	2,221	1,949	132,202	162,441	148,664	1,631	2,058	919,619	1,072,502	1,049,994	1,502	1,909	1,922	233,186	285,378	275,870	1,058	1,474	119,891	143,091
None	----	----	----	----	----	----	20	11	8,657	2,622	11,425	24	10	33	16,518	1,254	4,735	31	33	14,297	3,524
Under 25	335	339	696	4,782	5,208	19,921	209	283	22,019	32,510	144,012	213	225	655	13,799	9,987	45,591	71	386	6,502	20,116
25-49	520	564		17,584	19,114		435	511	99,510	118,077		375	462		30,821	28,487		227		14,001	
50-99	576	774	737	37,828	49,928	48,458	521	739	219,132	287,479	317,707	477	706	729	59,988	84,504	85,517	375	615	26,866	41,572
100-199	345	429	408	42,534	52,818	50,061	343	420	328,565	360,221	351,498	318	399	399	67,598	79,075	82,857	270	362	32,692	44,001
200-399	92	90	91	22,395	21,570	21,750	92	89	182,808	170,620	181,395	84	85	89	33,982	33,366	41,645	73	82	18,320	25,353
400-799	8	22	(1)	4,299	10,905	(1)	8	22	37,450	79,325	(1)	8	21	(1)	7,280	42,055	(1)	8	(1)	5,274	(1)
800 and over	3	3	(1)	2,800	2,800	(1)	3	3	28,500	21,650	(1)	3	3	(1)	3,200	4,850	(1)	3	(1)	1,939	(1)
400-699	8	22	16	4,299	10,905	7,694	8	22	37,450	79,325	58,416	8	21	16	7,280	42,055	16,825	8	15	5,274	9,925
700 and over	3	3	1	2,800	2,800	800	3	3	28,500	21,650	5,541	3	3	1	3,200	4,850	700	3	1	1,939	800
Sanilac																					
Total	4,143	4,462	4,078	288,825	302,259	264,088	3,942	4,289	1,958,748	2,305,432	2,025,322	3,612	3,574	3,993	476,867	386,089	429,574	2,242	2,552	210,646	201,583
None	----	----	----	----	----	----	28	16	11,230	6,170	7,806	40	17	25	7,171	2,167	4,445	37	26	5,261	4,272
Under 25	621	599	1,801	9,352	9,125	51,167	547	515	60,291	65,801	395,899	425	310	1,706	25,630	13,677	86,292	181	796	15,041	55,616
25-49	1,161	1,286		40,026	43,395		1,109	1,235	243,624	304,070		989	978		72,382	51,318		465		28,465	
50-99	1,331	1,540	1,441	85,698	98,002	92,878	1,272	1,501	553,477	693,017	686,003	1,201	1,338	1,428	137,566	124,248	141,431	822	1,020	59,029	63,607
100-199	815	866	727	98,840	105,002	89,318	793	853	685,542	885,163	673,991	764	773	726	154,163	129,594	147,087	588	614	67,223	72,227
200-399	167	151	97	39,684	35,435	22,925	165	149	290,078	299,068	201,959	165	140	96	57,295	50,455	36,744	127	85	23,004	19,406
400-799	24	17	(1)	12,225	8,600	(1)	24	17	86,257	62,484	(1)	24	16	(1)	18,860	12,530	(1)	21	(1)	11,113	(1)
800 and over	4	3	(1)	3,600	2,700	(1)	4	3	50,249	9,659	(1)	4	2	(1)	3,800	2,100	(1)	3	(1)	1,510	(1)
400-699	23	15	8	11,525	7,150	4,200	23	15	80,782	61,484	31,789	23	15	8	18,160	12,430	8,575	20	8	10,963	3,655
700 and over	5	5	4	4,300	4,150	3,800	5	5	55,724	10,659	27,875	5	3	4	4,500	2,200	5,000	4	3	1,660	2,800
Schoolcraft																					
Total	270	315	254	10,169	10,638	12,620	263	301	54,429	75,086	108,991	255	233	272	17,841	14,450	21,050	88	140	6,282	10,925
None	----	----	----	----	----	----	3	4	700	2,870	4,560	6	3	19	640	175	3,179	4	13	273	3,813
Under 25	112	125	175	1,749	1,896	4,450	107	116	9,531	14,972	37,380	101	81	174	3,890	3,099	6,413	17	70	1,104	1,933
25-49	92	125		3,046	4,065		89	117	14,884	28,079		87	91		5,413	5,695		34		1,876	

[1] Comparison with later censuses may be found in groups below beginning with 400-699.

COUNTY TABLE 1.—CHICKENS ON FARMS 1940, 1935, AND 1930; CHICKEN EGGS PRODUCED AND CHICKENS RAISED 1939, 1934, AND 1929; AND CHICKENS SOLD, 1939 AND 1929; CLASSIFIED BY NUMBER ON HAND—Continued

(Chickens on hand over 4 months old Apr. 1, 1940 and over 3 months old Jan. 1, 1935 and Apr. 1, 1930)

STATE OR COUNTY AND NUMBER OF CHICKENS ON HAND	CHICKENS ON HAND						CHICKEN EGGS PRODUCED					CHICKENS RAISED						CHICKENS SOLD			
	Farms reporting			Number			Farms reporting		Dozens			Farms reporting			Number			Farms reporting		Number	
	1940 (Apr.1)	1935 (Jan.1)	1930 (Apr.1)	1940 (Apr. 1)	1935 (Jan. 1)	1930 (Apr. 1)	1939	1934	1939	1934	1929	1939	1934	1929	1939	1934	1929	1939	1929	1939	1929
MICHIGAN—Con.																					
Schoolcraft—Con.																					
50-99	52	55	55	3,119	3,527	3,463	50	54	16,748	22,302	27,432	48	48	55	4,630	4,100	5,123	24	35	1,607	2,109
100 and over	14	10	24	2,255	1,150	4,707	14	10	12,566	6,863	39,619	13	10	24	3,268	1,381	6,335	9	22	1,422	3,070
Shiawassee																					
Total	2,715	2,873	2,792	228,609	211,861	224,493	2,518	2,775	1,675,004	1,565,661	1,768,294	2,341	2,399	2,779	445,242	332,258	443,444	1,499	1,959	207,822	241,763
None	———	———	———	———	———	———	25	14	26,358	3,753	21,190	33	14	35	17,507	1,448	7,150	31	32	15,875	6,262
Under 25	463	393	1,041	6,576	5,897	28,834	364	350	47,787	41,941	228,498	298	303	1,014	26,403	7,878	69,555	114	506	16,647	33,868
25-49	643	782		21,690	26,658		581	752	120,661	173,332		522	636		41,330	35,269		254		15,082	
50-99	800	1,023	1,043	51,488	65,189	68,515	766	994	327,547	419,230	511,606	724	888	1,031	94,989	86,873	121,669	493	793	36,781	59,682
100-199	604	515	537	75,845	62,228	66,726	582	511	532,375	475,802	491,432	568	419	530	138,077	91,237	117,354	459	470	55,321	62,901
200-399	164	129	130	38,727	31,343	32,593	159	123	285,108	244,814	263,180	156	112	128	58,348	57,320	70,366	116	119	28,106	43,103
400-799	31	27	(1)	14,633	12,921	(1)	31	27	145,725	122,174	(1)	30	23	(1)	26,088	28,233	(1)	23	(1)	13,154	(1)
800-1599	6	3	(1)	5,950	3,125	(1)	6	3	54,072	39,615	(1)	6	3	(1)	6,400	6,000	(1)	6	(1)	4,150	(1)
1600 and over	4	1	(1)	13,700	4,500	(1)	4	1	135,371	45,000	(1)	4	1	(1)	36,100	18,000	(1)	3	(1)	22,706	(1)
400-699	31	24	31	14,633	10,821	14,275	31	24	145,725	98,093	125,279	30	20	31	26,088	20,783	32,050	23	30	13,154	19,782
700-999	4	4	4	3,350	3,000	2,850	4	4	27,072	39,081	24,793	4	4	4	3,900	7,950	7,700	4	4	2,850	3,200
1000 and over	6	3	6	16,300	6,725	10,700	6	3	162,371	69,615	102,316	6	3	6	38,600	23,500	17,600	5	5	24,006	12,965
Tuscola																					
Total	3,851	4,360	3,947	302,522	308,737	255,788	3,548	4,195	2,300,597	2,122,173	1,811,785	3,102	3,722	3,946	492,195	436,380	432,776	2,284	2,644	236,766	213,311
None	———	———	———	———	———	———	49	48	22,301	8,749	17,008	72	36	45	9,802	2,331	6,625	73	54	9,695	5,220
Under 25	613	632	1,722	9,252	9,050	47,357	470	531	62,043	63,922	350,018	325	439	1,692	19,888	16,955	93,056	141	800	10,351	40,411
25-49	912	1,177		30,723	39,886		805	1,123	205,970	264,787		677	986		55,498	55,069		411		22,491	
50-99	1,170	1,468	1,449	75,717	94,817	95,191	1,101	1,422	526,379	655,946	636,075	968	1,295	1,439	116,642	129,022	153,721	738	1,112	49,955	71,404
100-199	896	887	660	111,882	108,470	79,472	873	879	909,784	750,268	526,196	814	788	655	181,514	149,746	125,053	699	571	86,658	60,694
200-399	233	168	103	55,473	39,540	24,745	225	165	440,631	283,994	198,849	221	152	103	79,247	54,182	43,275	197	96	38,510	26,531
400-799	20	25	(1)	9,375	12,324	(1)	19	24	77,405	92,257	(1)	18	23	(1)	14,404	22,075	(1)	19	(1)	7,056	(1)
800 and over	7	3	(1)	10,100	4,650	(1)	6	3	56,092	22,250	(1)	7	3	(1)	15,200	7,000	(1)	6	(1)	12,050	(1)
400-699	17	24	9	7,275	11,624	4,825	16	23	59,498	82,457	47,281	15	22	9	11,404	21,475	6,460	16	7	6,131	3,145
700-999	5	2	3	3,700	1,500	2,598	5	2	23,125	18,800	20,358	5	2	3	4,400	1,500	4,586	4	3	1,675	3,806
1000 and over	5	2	1	8,500	3,850	1,600	4	2	50,866	13,250	16,000	5	2	———	13,800	6,100	———	5	1	11,300	2,100
Van Buren																					
Total	3,176	4,083	3,357	194,376	296,467	257,946	2,874	3,822	1,511,238	2,069,328	2,062,712	2,542	3,553	3,355	314,639	459,418	476,841	1,272	1,965	130,156	228,377
None	———	———	———	———	———	———	24	33	5,425	19,334	17,505	54	38	45	12,612	4,633	8,529	49	47	11,499	10,414
Under 25	854	884	1,686	12,315	13,110	44,063	687	732	80,668	73,137	314,708	484	666	1,647	28,967	22,991	89,757	153	689	14,921	34,620
25-49	985	1,220		32,583	40,874		898	1,144	219,319	231,602		796	1,095		53,994	63,497		327		15,849	
50-99	797	1,130	949	49,620	70,834	61,147	741	1,081	347,756	420,745	405,509	717	1,010	945	78,835	106,692	106,760	402	633	27,093	45,956
100-199	381	553	475	47,621	69,249	59,560	367	541	359,926	505,172	495,322	341	483	472	71,375	106,971	111,126	231	389	26,476	55,435
200-399	120	220	161	29,637	55,090	39,715	118	217	262,602	414,695	315,575	113	191	160	38,956	80,464	66,175	83	133	16,506	31,605
400-799	34	60	(1)	17,000	30,710	(1)	34	58	169,542	261,424	(1)	32	55	(1)	18,175	48,040	(1)	23	(1)	10,262	(1)
800 and over	5	16	(1)	5,600	16,600	(1)	5	16	66,000	143,219	(1)	5	15	(1)	11,725	26,130	(1)	4	(1)	7,550	(1)
400-699	32	51	61	15,500	24,280	29,440	32	49	160,092	209,136	286,654	30	46	61	16,175	38,550	45,634	21	52	9,162	23,493
700-999	4	16	17	3,100	12,430	13,306	4	16	27,450	107,791	151,379	4	16	17	7,500	19,440	33,300	6	22	8,650	26,854
1000 and over	3	9	8	4,000	10,600	10,715	3	9	48,000	87,716	96,060	3	8	8	6,225	16,180	15,560				

Washtenaw																				
Total	2,756	3,046	2,936	234,738	264,700	247,816	2,495	2,822	1,645,962	1,817,517	1,748,318	2,279	2,673	2,761	426,709	489,746	411,312	1,704	2,132	209,127	213,648
None							33	18	12,307	6,577	11,291	36	11	19	6,810	2,725	4,272	31	27	5,052	4,874
Under 25	426	319	878	6,149	4,778	23,637	298	234	37,300	29,041	172,860	233	196	740	18,611	9,809	44,319	96	376	9,838	21,839
25-49	570	674		19,244	22,706		501	596	116,428	126,426		432	542		35,084	44,166		239		16,404	
50-99	816	1,012	1,018	53,257	65,894	67,391	756	959	344,327	424,677	446,262	694	928	990	100,029	113,430	113,656	541	795	44,495	56,500
100-199	733	829	880	90,840	102,150	109,200	700	809	634,781	745,047	721,581	676	791	856	160,592	185,261	168,378	611	789	79,355	85,097
200-399	174	168	135	41,618	40,375	31,698	171	164	304,989	278,361	250,293	172	161	131	67,723	75,980	51,808	153	121	34,461	29,840
400-799	30	36	(1)	15,420	17,435	(1)	29	35	124,792	118,399	(1)	29	36	(1)	24,660	34,075	(1)	26	(1)	13,147	(1)
800 and over	7	8	(1)	8,210	11,362	(1)	7	7	71,038	88,989	(1)	7	8	(1)	13,200	24,300	(1)	7	(1)	6,375	(1)
400-699	26	36	19	12,520	17,435	9,090	26	35	101,892	118,399	78,086	26	36	19	21,410	34,075	16,729	24	18	11,397	9,123
700-999	8	2	4	6,350	1,700	3,300	7	2	54,605	14,000	29,945	7	2	4	9,450	3,500	7,000	6	4	5,225	3,400
1000 and over	3	6	2	4,760	9,662	3,500	3	5	39,333	74,989	38,000	3	6	2	7,000	20,800	5,150	3	2	2,900	2,975
Wayne																					
Total	2,617	2,038	1,740	167,208	137,324	127,966	2,294	1,921	969,853	891,465	862,880	2,219	1,778	1,723	353,085	251,504	262,805	1,104	1,167	139,335	136,763
None							48	2	18,260	615	8,865	61	2	27	8,805	200	6,958	45	25	6,301	6,198
Under 25	730	419	722	10,002	6,149	20,039	545	405	49,930	37,611	130,756	491	319	695	33,341	13,851	54,387	118	341	12,881	26,224
25-49	732	575		24,287	19,205		630	543	120,718	120,960		609	506		61,107	40,047		216		22,946	
50-99	653	625	619	40,617	38,381	38,947	592	576	215,283	243,835	243,576	579	573	609	88,833	66,398	80,693	350	455	33,558	38,924
100-199	357	313	300	43,267	36,569	36,417	335	294	237,394	234,167	234,369	335	277	297	83,052	62,826	68,948	259	262	30,785	35,945
200-399	112	80	78	26,473	19,885	18,807	111	76	166,618	143,285	135,942	111	75	74	42,255	33,932	33,668	87	67	15,159	20,077
400-799	26	21	(1)	13,375	10,735	(1)	26	20	107,687	77,357	(1)	26	21	(1)	22,212	21,170	(1)	22	(1)	10,945	(1)
800 and over	7	5	(1)	9,187	6,400	(1)	7	5	53,963	33,635	(1)	7	5	(1)	13,500	13,100	(1)	7	(1)	6,760	(1)
400-699	23	19	14	11,225	9,335	6,605	23	18	94,457	62,857	50,277	23	19	14	19,137	16,370	9,976	20	11	9,895	5,265
700-999	5	3	4	3,867	2,300	3,351	5	3	26,257	19,975	24,145	5	3	4	5,175	6,300	4,675	4	3	2,850	2,000
1000 and over	5	4	3	7,470	5,500	3,800	5	4	40,936	28,160	34,950	5	4	3	11,400	11,600	3,500	5	3	4,960	2,130
Wexford																					
Total	1,056	1,145	955	41,532	42,910	44,928	973	1,143	249,427	320,631	348,601	948	1,097	913	67,627	73,619	67,883	512	516	27,196	30,230
None							11	27	1,687	4,645	1,278	23	29	11	2,587	1,392	606	18	13	2,051	830
Under 25	379	398	650	5,626	5,927	17,507	321	380	34,377	53,630	133,334	296	353	604	10,886	13,767	25,267	103	280	3,692	9,482
25-49	392	458		13,242	15,214		368	447	79,313	104,776		357	431		22,549	27,069		194		7,519	
50-99	225	239	242	13,886	14,714	15,000	215	239	82,955	99,762	105,915	214	236	236	19,879	21,574	23,416	149	171	7,464	10,067
100-199	49	42	44	5,828	5,025	5,171	47	42	36,987	38,279	43,217	48	40	44	7,086	6,285	9,715	39	34	2,836	5,041
200 and over	11	8	19	2,950	2,030	7,250	11	8	14,108	19,539	64,857	10	8	18	4,640	3,532	8,879	9	18	3,634	4,810
MINNESOTA																					
Total	162,551	173,888	167,475	16,988,877	15,664,115	16,611,573	154,129	168,841	119,414,866	102,576,196	107,304,447	145,262	156,855	164,941	28,301,790	24,577,513	26,978,770	104,945	124,897	12,196,458	11,984,788
None							1,382	1,923	679,385	558,322	394,973	1,867	1,810	1,030	438,212	171,214	137,841	1,710	988	523,073	111,421
Under 25	18,069	21,416	41,817	263,603	315,735	1,163,457	14,763	18,884	1,643,855	2,241,376	8,156,825	12,658	15,600	39,588	586,472	561,098	2,148,064	3,405	17,934	223,690	758,596
25-49	25,499	33,228		868,187	1,121,087		23,214	31,447	5,287,627	7,205,826		21,016	28,013		1,464,824	1,769,462		9,552		490,172	
50-99	42,524	52,556	51,689	2,814,033	3,408,526	3,452,522	40,224	51,082	18,070,197	21,763,030	22,875,998	37,301	47,834	50,942	4,573,781	5,206,315	5,726,742	25,801	38,749	1,721,478	2,338,423
100-199	52,659	49,135	54,298	6,812,446	6,163,218	6,939,693	51,128	48,351	47,408,277	39,384,406	43,473,912	49,269	46,558	53,810	11,501,624	9,686,028	11,195,686	43,053	48,616	4,946,042	5,020,234
200-399	21,819	15,922	18,200	5,190,126	3,771,354	4,302,270	21,447	15,739	37,723,159	24,661,695	26,769,828	21,201	15,364	18,113	8,191,724	5,803,022	6,494,894	19,623	17,215	3,702,996	3,060,016
400-799	1,827	1,468	(1)	848,723	694,371	(1)	1,819	1,457	6,850,390	5,106,511	(1)	1,802	1,418	(1)	1,251,258	1,048,142	(1)	1,663	(1)	623,316	(1)
800-1599	135	144	(1)	131,509	141,178	(1)	134	139	1,214,903	1,263,411	(1)	131	139	(1)	224,175	243,707	(1)	123	(1)	129,699	(1)
1600-3199	16	15	(1)	32,050	29,146	(1)	15	15	308,564	266,869	(1)	15	15	(1)	49,720	53,525	(1)	13	(1)	25,432	(1)
3200 and over	3	4	(1)	30,200	19,500	(1)	3	4	228,509	124,750	(1)	2	4	(1)	20,000	35,000	(1)	2	(1)	10,560	(1)
400-699	1,747	1,402	1,304	789,366	647,109	591,968	1,739	1,391	6,336,143	4,760,932	4,224,014	1,723	1,354	1,295	1,160,352	977,370	930,743	1,589	1,241	574,217	481,515
700-999	156	142	124	121,274	110,525	98,457	156	141	1,107,746	856,560	839,758	153	137	122	191,191	166,234	159,785	142	115	108,944	84,234
1000-2499	73	82	37	94,442	104,061	46,808	71	78	865,880	989,299	427,719	70	80	36	166,410	197,770	125,515	66	34	92,286	83,849
2500 and over	5	5	6	35,400	22,500	18,400	5	5	292,597	154,750	141,420	4	5	5	27,200	39,000	59,500	4	5	13,560	46,500
Aitkin																					
Total	1,771	2,073	1,813	62,673	75,344	71,952	1,600	1,891	422,917	498,449	533,649	1,567	1,748	1,769	112,873	129,706	120,583	565	869	43,788	49,788
None							16	53	4,085	11,830	5,829	49	58	41	6,547	3,803	2,105	41	29	6,179	1,593
Under 25	879	1,001	1,329	12,197	14,188	30,281	746	834	67,521	78,730	222,088	688	743	1,245	26,956	27,550	54,118	143	514	9,391	18,645
25-49	540	635		17,502	20,978		512	585	113,540	124,621		498	553		27,477	35,362		182		7,148	

[1] Comparison with later censuses may be found in groups below beginning with 400-699.

COUNTY TABLE 1.—CHICKENS ON FARMS 1940, 1935, AND 1930; CHICKEN EGGS PRODUCED AND CHICKENS RAISED 1939, 1934, AND 1929; AND CHICKENS SOLD 1939 AND 1929; CLASSIFIED BY NUMBER ON HAND—Continued

(Chickens on hand over 4 months old Apr. 1, 1940 and over 3 months old Jan. 1, 1935 and Apr. 1, 1930)

STATE OR COUNTY AND NUMBER OF CHICKENS ON HAND	CHICKENS ON HAND						CHICKEN EGGS PRODUCED					CHICKENS RAISED						CHICKENS SOLD			
	Farms reporting			Number			Farms reporting		Dozens			Farms reporting			Number			Farms reporting		Number	
	1940 (Apr.1)	1935 (Jan.1)	1930 (Apr1)	1940 (Apr. 1)	1935 (Jan. 1)	1930 (Apr. 1)	1939	1934	1939	1934	1929	1939	1934	1929	1939	1934	1929	1939	1929	1939	1929
MINNESOTA—Con.																					
Aitkin—Con.																					
50-99	256	311	365	15,958	19,164	22,929	235	296	100,548	128,380	159,217	238	275	365	25,047	29,514	33,920	150	231	7,762	13,255
100-199	77	94	87	9,517	11,653	10,522	73	91	66,303	74,499	82,953	76	88	87	15,477	17,407	16,658	54	65	5,379	8,565
200-399	13	30	29	3,009	7,561	6,598	12	30	23,852	53,989	49,351	12	29	28	4,379	10,570	10,482	9	27	1,782	5,427
400 and over	6	2	(1)	4,490	1,800	(1)	6	2	47,068	26,400	(1)	6	2	(1)	6,990	5,500	(1)	6	(1)	6,147	(1)
400-699	3	1	2	1,390	600	835	3	1	10,584	2,400	8,925	3	1	2	1,090	1,500	1,300	3	2	886	1,090
700 and over	3	1	1	3,100	1,200	787	3	1	36,484	24,000	5,286	3	1	1	5,900	4,000	2,000	3	1	5,261	1,215
Anoka																					
Total	1,220	1,435	1,306	108,517	109,409	106,301	1,073	1,366	863,169	764,388	792,416	1,024	1,233	1,295	168,635	161,861	222,553	495	792	70,715	104,131
None	———	———	———	———	———	———	20	22	6,380	5,805	9,754	22	11	10	3,659	2,623	2,750	17	9	2,290	2,380
Under 25	227	249	545	3,421	3,689	15,494	159	204	20,716	21,564	112,271	171	189	529	9,091	4,487	36,159	27	251	3,746	13,624
25-49	351	455		11,845	15,156		297	427	74,536	103,081		278	394		16,666	18,279		81		3,135	
50-99	360	427	454	23,450	26,360	29,164	327	417	162,989	176,068	194,413	295	387	452	34,110	38,952	56,482	164	314	10,165	21,059
100-199	185	200	201	23,225	24,209	24,666	178	194	190,349	160,753	168,132	166	165	198	36,047	35,398	39,088	130	149	12,796	13,695
200-399	72	79	82	17,270	19,165	19,797	68	78	143,078	146,871	154,174	68	64	82	28,620	30,352	29,565	57	67	13,481	12,481
400-799	17	19	(1)	8,606	9,530	(1)	17	18	93,581	61,413	(1)	17	18	(1)	13,842	14,270	(1)	13	(1)	7,500	(1)
800 and over	8	6	(1)	20,700	11,300	(1)	7	6	171,540	88,833	(1)	7	5	(1)	26,600	19,500	(1)	6	(1)	17,600	(1)
400-699	14	18	18	6,456	8,830	8,380	14	17	78,321	55,913	66,909	14	17	18	11,660	13,190	14,589	11	16	6,800	5,194
700-999	7	3	———	5,350	2,300	———	7	3	51,600	25,933	———	7	2	———	6,082	4,080	———	5	———	5,200	———
1000 and over	4	4	6	17,500	9,700	8,800	3	4	135,200	68,400	86,763	3	4	6	22,700	16,500	43,920	3	6	15,100	35,700
Becker																					
Total	2,504	2,601	2,384	133,868	121,992	135,396	2,339	2,460	802,523	790,905	940,985	2,249	2,246	2,379	225,229	174,301	222,451	1,212	1,488	93,824	100,125
None	———	———	———	———	———	———	34	58	6,761	8,557	7,707	58	58	28	9,116	3,426	6,785	51	25	7,857	4,966
Under 25	626	740	1,157	9,379	10,664	30,760	535	620	54,462	62,864	219,821	484	502	1,127	21,466	17,116	52,088	129	511	8,712	19,225
25-49	804	865		27,051	29,120		740	812	144,495	178,013		704	757		46,884	43,639		303		15,467	
50-99	700	736	859	45,064	45,791	55,664	666	713	257,424	296,725	389,737	647	677	856	70,897	59,463	89,565	433	637	28,650	38,751
100-199	325	224	323	39,697	26,952	38,651	316	222	247,065	180,111	251,289	309	218	325	58,691	37,749	59,725	254	277	24,959	30,310
200-399	45	32	43	10,657	7,485	9,521	44	31	78,006	51,502	66,431	43	30	43	15,225	11,548	12,288	39	36	7,149	5,400
400 and over	4	4	2	2,040	2,000	800	4	4	14,310	13,133	6,000	4	4	2	2,950	1,360	2,000	3	2	1,050	1,475
Beltrami																					
Total	1,651	1,689	1,422	56,410	54,456	50,252	1,498	1,609	373,661	395,386	350,518	1,443	1,430	1,423	94,269	90,292	77,951	532	625	31,321	25,853
None	———	———	———	———	———	———	33	51	6,653	9,349	3,325	56	41	21	3,983	4,817	1,291	36	21	2,517	1,042
Under 25	760	787	1,125	10,970	11,360	27,289	660	692	76,257	87,467	191,062	612	612	1,106	20,098	16,404	44,507	129	409	4,215	12,184
25-49	547	591		18,166	19,226		496	564	114,580	131,269		481	513		29,293	28,173		191		8,772	
50-99	249	251	244	15,691	15,061	15,084	238	242	99,330	100,674	99,489	223	210	243	23,898	23,769	20,320	122	157	8,761	7,694
100-199	60	45	45	7,530	5,252	5,124	56	45	49,000	33,680	33,469	57	39	45	9,655	11,040	6,093	41	31	3,285	2,505
200-399	12	14	6	2,618	3,107	1,480	12	14	17,973	23,903	11,553	11	14	6	4,442	5,270	2,575	10	5	2,225	1,345
400 and over	3	1	2	1,435	450	1,275	3	1	9,868	9,044	11,620	3	1	2	2,900	819	3,165	3	2	1,546	1,085
Benton																					
Total	1,430	1,512	1,492	115,497	93,652	113,400	1,356	1,454	733,028	588,901	801,091	1,306	1,364	1,420	212,089	149,927	187,315	894	1,054	80,659	77,820
None	———	———	———	———	———	———	13	11	3,199	2,149	2,430	16	11	8	3,207	1,653	670	13	7	2,601	425
Under 25	151	184	512	2,393	2,994	14,928	125	160	13,905	16,294	103,361	108	129	461	7,056	5,417	29,251	43	259	3,210	10,331
25-49	320	466		10,739	15,572		299	441	61,668	88,365		276	407		22,275	26,664		157		7,485	

50-99	501	590	587	32,682	37,574	37,905	475	575	192,217	224,013	264,906	469	558	565	59,131	63,300	63,705	322	457	18,683	25,089
100-199	367	229	321	46,188	27,412	39,195	355	225	288,949	177,942	264,493	347	218	315	79,100	37,283	60,716	285	286	30,584	26,372
200-399	84	43	62	20,095	10,100	16,084	82	42	143,522	80,138	127,463	83	41	61	35,320	15,610	22,500	70	55	14,896	9,885
400 and over	7	-----	10	5,400	-----	5,288	7	-----	29,568	-----	38,438	7	-----	10	6,000	-----	10,473	6	10	3,200	5,720
Big Stone																					
Total	987	1,050	1,035	81,451	76,197	98,395	965	1,026	444,635	442,316	597,962	942	949	1,032	144,756	119,353	183,124	672	788	58,758	79,557
None	-----	-----	-----	-----	-----	-----	5	2	1,326	760	100	9	3	2	1,264	410	300	9	4	1,015	312
Under 25	60	75	174	926	1,221	5,225	59	64	4,876	10,137	34,418	59	40	173	3,624	2,507	12,898	13	86	1,394	5,896
25-49	169	209		5,892	7,167		160	202	34,556	45,743		156	181		12,784	15,404		77		4,165	
50-99	405	495	397	26,493	31,338	26,482	391	490	146,494	184,718	154,076	375	465	395	48,614	52,871	51,498	285	297	20,276	22,518
100-199	300	231	380	36,385	26,576	47,040	298	228	188,903	151,144	274,108	290	223	378	59,040	38,086	83,603	245	351	23,271	37,037
200 and over	53	40	84	11,755	9,895	19,648	52	40	68,480	49,814	135,260	53	37	84	19,410	10,055	34,825	45	70	8,617	13,794
Blue Earth																					
Total	2,779	2,933	2,978	410,463	369,349	379,133	2,694	2,838	3,026,409	2,282,386	2,280,814	2,573	2,791	2,964	713,780	592,537	616,390	2,232	2,502	303,915	259,350
None	-----	-----	-----	-----	-----	-----	14	11	8,545	5,523	4,270	13	14	12	4,725	1,571	1,925	13	11	4,124	1,499
Under 25	63	108	286	955	1,743	8,571	47	90	6,947	14,732	57,962	38	77	277	2,886	4,198	18,755	22	138	1,859	6,682
25-49	137	201		4,680	6,709		121	180	34,762	42,080		96	172		9,549	13,741		55		4,666	
50-99	497	696	736	33,473	46,779	50,051	473	670	231,787	315,201	324,466	436	643	727	59,877	81,223	93,754	301	573	19,868	36,937
100-199	1,318	1,367	1,401	176,816	174,308	180,980	1,285	1,335	1,299,306	1,062,898	1,064,135	1,248	1,330	1,394	325,275	281,074	292,975	1,141	1,260	137,698	124,461
200-399	720	523	511	171,279	121,300	118,759	711	515	1,249,677	728,716	699,461	698	517	510	275,268	184,940	176,860	660	477	117,069	74,613
400-799	41	36	(1)	18,660	16,910	(1)	40	35	141,102	102,049	(1)	41	36	(1)	31,800	23,590	(1)	39	(1)	16,331	(1)
800 and over	3	2	(1)	4,600	1,600	(1)	3	2	54,283	11,187	(1)	3	2	(1)	6,400	2,200	(1)	3	(1)	2,300	(1)
400-699	38	35	39	16,560	16,185	16,932	37	34	121,802	101,569	104,328	38	35	39	27,300	23,440	26,525	36	38	14,031	12,167
700 and over	6	3	5	6,700	2,325	3,840	6	3	73,583	11,667	26,192	6	3	5	10,900	2,350	5,600	6	5	4,600	2,971
Brown																					
Total	1,949	2,037	2,049	327,084	292,543	319,736	1,892	1,969	2,272,692	1,514,541	1,809,248	1,839	1,910	2,002	570,816	446,844	483,860	1,581	1,702	239,873	194,206
None	-----	-----	-----	-----	-----	-----	13	4	7,793	1,800	1,752	14	7	6	2,604	1,015	953	11	4	1,889	410
Under 25	26	33	118	378	507	3,690	22	24	2,377	2,339	20,701	23	19	94	2,261	1,154	5,960	10	42	1,490	2,054
25-49	61	112		2,034	3,728		54	99	13,309	20,025		41	93		3,063	8,552		16		891	
50-99	274	398	326	18,604	26,221	22,851	249	375	118,709	121,836	138,363	225	344	313	31,996	45,451	40,440	152	229	12,240	13,953
100-199	836	935	927	114,321	121,123	125,288	817	915	784,103	545,299	711,196	800	903	915	210,352	192,773	201,715	712	814	88,496	79,428
200-399	704	519	642	169,152	122,094	151,902	689	512	1,186,817	530,356	843,324	688	504	658	264,476	173,414	214,477	635	580	118,522	88,229
400 and over	48	40	(1)	22,595	18,870	(1)	48	40	159,584	92,886	(1)	48	40	(1)	36,064	24,505	(1)	45	(1)	16,345	(1)
400-699	45	37	36	20,095	16,545	16,005	45	37	137,354	86,636	93,912	45	37	36	31,364	23,005	20,515	42	33	14,474	10,132
700 and over	3	3	-----	2,500	2,325	-----	3	3	22,230	6,250	-----	3	3	-----	4,700	1,500	-----	3	-----	1,871	-----
Carlton																					
Total	1,014	1,443	1,262	72,373	115,914	98,056	892	1,370	623,026	1,024,214	735,202	764	1,259	1,261	105,149	183,465	174,365	362	548	55,110	81,747
None	-----	-----	-----	-----	-----	-----	23	26	26,527	8,658	6,318	32	27	22	7,048	2,088	2,108	30	25	7,603	2,550
Under 25	467	564	801	6,014	7,798	18,781	366	500	26,562	57,011	126,606	292	478	783	12,696	10,472	31,364	65	219	4,331	9,065
25-49	245	342		7,853	11,021		218	326	38,911	74,302		194	292		12,540	16,406		88		3,961	
50-99	145	249	230	9,209	15,708	14,591	137	240	59,647	125,848	96,579	116	218	228	16,043	23,851	22,966	75	124	8,091	8,634
100-199	91	130	118	11,528	16,811	15,369	84	122	98,692	142,840	101,651	70	93	115	16,385	24,362	23,010	53	86	7,587	10,875
200-399	46	104	70	11,139	26,416	18,345	44	102	110,650	239,331	135,703	41	81	70	18,847	37,321	30,360	33	55	11,082	15,285
400-799	15	44	(1)	7,950	21,610	(1)	15	44	82,208	209,554	(1)	15	41	(1)	11,640	25,185	(1)	14	(1)	7,275	(1)
800-1599	2	7	(1)	1,800	7,900	(1)	2	7	25,600	80,075	(1)	4	9	(1)	9,950	43,800	(1)	4	(1)	5,180	(1)
1600 and over	3	3	(1)	16,900	8,850	(1)	3	3	154,229	86,595	(1)										
400-699	12	41	27	5,750	19,510	12,800	12	41	55,908	187,674	98,638	12	39	27	9,640	23,785	22,775	11	26	5,825	11,562
700-999	4	4	10	2,980	3,000	7,870	4	4	31,900	38,138	67,055	4	2	10	3,050	1,400	11,130	4	7	1,950	6,080
1000 and over	4	9	6	17,900	15,650	10,300	4	9	174,229	150,412	102,672	3	9	6	8,900	43,800	30,650	3	6	4,700	17,700
Carver																					
Total	1,891	2,010	1,991	293,990	266,679	272,910	1,848	2,000	2,642,243	2,088,030	2,045,951	1,678	1,844	1,989	424,493	438,197	435,182	1,301	1,640	173,396	210,221
None	-----	-----	-----	-----	-----	-----	16	16	10,134	3,769	2,970	9	11	4	1,520	1,059	260	11	5	1,584	500
Under 25	66	64	167	962	966	4,831	48	56	8,656	14,868	37,934	32	39	149	2,490	2,346	7,747	10	60	2,000	2,338
25-49	109	162		3,757	5,562		96	159	31,027	53,219		71	123		4,748	9,145		23		1,111	

[1] Comparison with later censuses may be found in groups below beginning with 400-699.

459864 O - 42 - 21

COUNTY TABLE 1.—CHICKENS ON FARMS 1940, 1935, AND 1930; CHICKEN EGGS PRODUCED AND CHICKENS RAISED 1939, 1934, AND 1929; AND CHICKENS SOLD, 1939 AND 1929; CLASSIFIED BY NUMBER ON HAND—Continued

(Chickens on hand over 4 months old Apr. 1, 1940 and over 3 months old Jan. 1, 1935 and Apr. 1, 1930)

STATE OR COUNTY AND NUMBER OF CHICKENS ON HAND	CHICKENS ON HAND						CHICKEN EGGS PRODUCED					CHICKENS RAISED						CHICKENS SOLD			
	Farms reporting			Number			Farms reporting		Dozens			Farms reporting			Number			Farms reporting		Number	
	1940 (Apr.1)	1935 (Jan.1)	1930 (Apr.1)	1940 (Apr. 1)	1935 (Jan. 1)	1930 (Apr. 1)	1939	1934	1939	1934	1929	1939	1934	1929	1939	1934	1929	1939	1929	1939	1929
MINNESOTA—Con.																					
Carver—Con.																					
50-99	311	469	464	21,432	31,953	32,287	300	460	174,396	261,302	248,962	249	411	449	32,661	47,233	51,926	137	330	11,764	16,548
100-199	806	915	931	109,534	120,983	124,315	792	911	951,719	910,255	915,297	734	868	916	164,220	204,677	186,699	601	835	60,420	81,615
200-399	550	368	402	134,650	89,965	97,702	547	366	1,240,761	704,205	714,724	534	362	394	185,624	145,532	135,749	472	384	76,977	68,142
400-799	45	28	(1)	19,855	12,800	(1)	45	28	179,087	100,212	(1)	45	26	(1)	25,530	14,605	(1)	43	(1)	12,970	(1)
800 and over	4	4	(1)	3,800	4,450	(1)	4	4	46,463	40,200	(1)	4	4	(1)	7,700	13,600	(1)	4	(1)	6,570	(1)
400-699	45	28	24	19,855	12,800	10,975	45	28	179,087	100,212	97,419	45	26	24	25,530	14,605	16,651	43	23	12,970	9,952
700 and over	4	4	3	3,800	4,450	2,800	4	4	46,463	40,200	28,645	4	4	3	7,700	13,600	36,150	4	3	6,570	31,126
Cass																					
Total	1,762	1,800	1,615	68,328	63,768	71,493	1,522	1,671	454,824	385,092	497,985	1,479	1,587	1,629	126,243	100,339	136,215	594	891	42,707	60,222
None	-----	-----	-----	-----	-----	-----	22	28	3,530	4,304	7,273	50	43	36	4,027	2,052	2,471	26	25	2,075	1,830
Under 25	717	806	1,072	10,561	11,676	27,036	556	706	63,087	61,805	193,253	498	706	1,054	20,735	20,690	51,978	118	474	6,439	17,614
25-49	603	599		19,974	20,233		538	561	114,943	113,203		536	528		33,723	32,079		200		7,538	
50-99	343	306	414	21,376	18,911	25,748	314	291	137,302	114,050	167,082	305	239	411	33,877	27,469	51,563	173	294	10,538	26,043
100-199	96	77	116	13,192	8,873	14,564	89	73	98,371	56,044	95,441	87	61	115	22,681	13,719	22,733	74	86	9,970	10,748
200-399	-----	8	10	-----	2,175	2,595	-----	8	-----	15,700	22,372	-----	6	10	-----	2,250	4,620	-----	9	-----	2,087
400 and over	3	4	3	3,225	1,900	1,550	3	4	37,591	19,986	12,564	3	4	3	11,200	2,080	2,850	3	3	6,147	1,900
Chippewa																					
Total	1,611	1,604	1,652	211,921	162,356	215,931	1,532	1,574	1,228,427	925,000	1,211,585	1,456	1,503	1,642	335,031	237,156	349,914	1,254	1,441	143,098	157,086
None	-----	-----	-----	-----	-----	-----	11	3	4,750	710	1,000	3	5	4	475	430	500	6	4	710	360
Under 25	56	64	139	797	960	4,079	36	56	5,897	9,484	28,501	27	51	133	1,908	3,064	9,355	11	70	1,605	3,835
25-49	127	187		4,482	6,582		112	181	21,787	37,507		95	165		7,793	14,493		54		2,873	
50-99	381	542	410	25,563	36,251	27,876	355	531	131,918	204,211	156,080	328	511	407	41,767	58,772	50,879	254	325	17,946	20,743
100-199	686	657	744	89,101	80,774	95,736	663	650	519,427	471,267	528,117	652	624	740	148,802	113,454	159,642	593	698	61,093	74,908
200-399	341	144	347	81,188	32,889	82,190	336	143	488,151	177,133	452,746	332	137	346	121,161	41,243	119,853	318	333	51,887	53,576
400 and over	20	10	12	10,790	4,900	6,050	19	10	56,497	24,688	45,141	19	10	12	13,125	5,700	9,685	18	11	6,984	3,664
Chisago																					
Total	1,676	1,909	1,876	177,559	189,572	165,245	1,599	1,893	1,642,014	1,409,355	1,312,602	1,425	1,753	1,868	244,207	252,549	299,577	875	1,194	110,459	95,242
None	-----	-----	-----	-----	-----	-----	16	30	12,217	9,170	4,060	18	26	13	3,080	2,260	675	22	12	2,710	580
Under 25	122	112	471	1,746	1,780	14,492	85	102	11,634	11,486	112,391	96	69	457	7,146	2,824	23,399	18	176	4,983	8,367
25-49	275	329		9,418	11,218		251	320	65,130	71,382		222	284		13,245	17,972		73		3,597	
50-99	501	708	763	33,192	46,559	50,995	480	689	262,853	323,050	400,445	416	640	758	40,568	60,172	62,567	205	490	12,540	21,412
100-199	565	547	521	72,025	68,449	64,769	558	543	681,324	496,100	503,669	476	534	519	93,338	88,673	163,270	386	406	41,852	39,616
200-399	178	176	101	43,573	41,931	23,829	174	172	418,624	327,331	188,759	163	165	101	55,068	51,893	33,625	140	94	26,746	17,667
400-799	32	34	(1)	14,755	16,535	(1)	32	34	162,326	131,936	(1)	31	32	(1)	26,162	25,905	(1)	28	(1)	14,231	(1)
800 and over	3	3	(1)	2,850	3,100	(1)	3	3	27,906	38,900	(1)	3	3	(1)	5,600	2,850	(1)	3	(1)	3,800	(1)
400-699	30	32	16	13,305	15,100	7,510	30	32	141,626	124,611	62,503	29	30	16	21,662	22,005	12,341	26	12	10,931	5,340
700 and over	5	5	4	4,300	4,535	3,650	5	5	48,606	46,225	40,775	5	5	4	10,100	6,750	3,700	5	4	7,100	2,260
Clay																					
Total	1,754	1,840	1,865	129,622	121,073	139,555	1,655	1,812	833,529	725,705	766,165	1,565	1,695	1,826	209,112	178,087	226,679	1,070	1,283	92,018	102,338
None	-----	-----	-----	-----	-----	-----	28	30	8,197	5,836	2,261	29	29	11	5,410	2,180	1,183	27	11	4,571	943
Under 25	177	227	565	2,640	3,534	16,800	128	204	16,189	22,595	97,503	91	168	526	4,979	5,480	29,581	42	243	2,838	10,837
25-49	411	483		14,368	16,410		378	469	88,690	100,817		341	433		20,979	27,027		178		8,050	

50-99	705	760	767	45,708	48,018	50,614	672	747	266,484	278,125	280,049	657	711	761	72,578	69,477	83,611	440	574	26,865	37,500
100-199	392	314	471	48,002	36,880	57,046	381	306	311,429	219,381	307,761	379	298	467	74,817	51,180	89,397	322	398	33,095	41,328
200-399	63	53	57	14,854	12,856	12,670	62	53	108,120	64,795	65,828	62	53	56	24,249	18,343	19,457	55	52	12,699	9,775
400 and over	6	3	5	4,050	3,375	2,425	6	3	34,420	34,156	12,763	6	3	5	6,100	4,400	3,450	6	5	3,900	1,955
Clearwater																					
Total	1,147	1,349	1,207	66,265	70,443	59,763	1,086	1,299	515,909	518,607	400,947	983	1,204	1,201	97,781	101,783	85,218	462	717	36,485	35,974
None	-----	-----	-----	-------	-------	-------	22	29	8,399	7,340	6,714	24	21	13	1,720	1,661	635	19	18	1,415	1,266
Under 25	298	404	715	4,158	5,732	19,067	265	366	26,420	44,614	130,478	185	336	697	5,265	7,983	29,918	51	329	1,739	10,399
25-49	353	430		11,915	14,180		323	410	67,381	93,098		303	390		16,449	21,565		112		5,254	
50-99	292	334	358	18,605	20,956	22,951	275	318	118,539	146,639	147,279	270	296	357	26,213	30,047	31,321	132	251	7,048	12,211
100-199	160	141	120	19,861	17,447	14,476	157	137	163,866	126,044	91,749	157	122	120	30,399	22,792	18,744	112	106	12,431	9,491
200-399	41	34	14	10,151	8,199	3,289	41	33	107,104	69,785	24,727	41	33	14	16,090	10,911	4,600	33	13	6,948	2,607
400 and over	3	6	-----	1,575	3,929	-------	3	6	24,200	31,087	-------	3	6	-----	1,645	6,824	-------	3	-----	1,650	-------
Cook																					
Total	69	111	92	3,949	5,269	4,454	72	115	35,427	51,040	28,443	58	76	91	5,834	7,165	8,472	30	36	2,965	3,018
None	-----	-----	-----	-------	-------	-------	7	5	3,326	722	-------	3	3	2	65	395	50	4	2	149	55
Under 25	29	56	66	454	697	1,394	26	55	2,327	5,226	8,883	21	30	64	593	738	2,152	3	15	81	434
25-49	20	31		674	1,023		19	31	3,915	9,177		16	24		550	1,079		6		139	
50-99	12	13	16	776	876	1,046	12	13	5,465	9,188	6,227	10	9	16	1,001	950	1,645	10	11	480	627
100-199	4	6	4	480	685	512	4	6	6,725	7,335	3,727	4	6	4	735	1,145	1,510	4	4	315	862
200 and over	4	5	6	1,565	1,988	1,502	4	5	13,669	19,392	9,606	4	4	5	2,890	2,856	3,115	3	4	1,801	1,040
Cottonwood																					
Total	1,849	1,881	1,888	291,365	276,229	279,229	1,783	1,848	2,252,946	1,720,886	1,641,618	1,675	1,796	1,885	506,040	484,661	473,235	1,527	1,719	237,383	213,632
None	-----	-----	-----	-------	-------	-------	12	12	14,783	4,197	2,405	12	12	4	3,140	2,100	700	14	4	2,618	650
Under 25	38	38	136	642	524	4,166	25	35	3,789	5,220	28,396	13	22	134	641	1,300	10,412	6	86	245	3,952
25-49	73	115		2,569	4,044		52	106	15,657	31,366		37	93		2,314	9,473		22		1,068	
50-99	324	386	361	22,173	25,854	24,661	297	370	158,244	166,972	169,236	264	350	360	38,480	49,722	48,397	221	302	17,065	21,112
100-199	793	844	877	106,977	109,453	117,244	780	831	829,145	666,150	679,558	730	825	874	196,483	200,194	205,854	671	830	91,258	92,064
200-399	569	442	472	136,094	106,324	112,888	565	439	1,047,994	667,400	606,952	568	438	471	233,607	177,122	174,782	546	455	108,486	78,009
400 and over	52	56	42	22,910	30,030	20,270	52	55	183,334	179,581	155,071	51	56	42	31,375	44,750	33,090	47	42	16,643	17,845
Crow Wing																					
Total	1,390	1,504	1,317	66,011	66,141	69,151	1,320	1,386	474,190	436,099	489,763	1,268	1,273	1,282	128,791	108,195	120,741	488	723	47,816	51,801
None	-----	-----	-----	-------	-------	-------	20	63	3,014	11,939	3,508	34	51	31	5,038	3,686	1,320	24	24	3,865	1,131
Under 25	513	558	793	7,282	8,339	20,673	455	444	42,373	44,003	140,763	418	392	734	16,539	14,964	38,276	77	334	3,430	13,059
25-49	444	498		14,770	16,640		424	453	79,397	94,032		399	429		28,282	25,635		132		6,377	
50-99	276	314	370	16,982	19,730	23,194	268	298	107,175	110,651	149,952	261	279	365	28,636	28,569	36,838	135	246	7,901	14,338
100-199	123	111	123	14,635	13,254	15,039	119	105	109,080	82,258	105,656	122	100	121	25,749	21,863	24,542	89	95	10,019	10,858
200-399	23	17	23	5,560	4,128	5,295	23	17	56,933	36,463	39,532	23	17	23	9,272	7,378	9,105	21	16	4,354	3,790
400-799	8	4	(1)	4,132	2,050	(1)	8	4	43,268	26,803	(1)	8	3	(1)	8,600	3,100	(1)	7	(1)	5,920	(1)
800 and over	3	2	(1)	2,650	2,000	(1)	3	2	32,950	29,950	(1)	3	2	(1)	6,675	3,000	(1)	3	(1)	5,950	(1)
400-699	7	4	5	3,405	2,050	2,370	7	4	35,300	26,803	22,168	7	3	5	7,500	3,100	3,960	6	5	5,050	3,235
700 and over	4	2	3	3,377	2,000	2,580	4	2	40,916	29,950	28,204	4	2	3	7,775	3,000	6,700	4	3	6,820	5,390
Dakota																					
Total	1,950	2,082	2,069	185,221	189,877	182,461	1,863	2,008	1,501,721	1,339,795	1,146,078	1,741	1,814	2,017	350,139	318,268	328,032	1,096	1,459	139,363	141,601
None	-----	-----	-----	-------	-------	-------	11	3	4,470	808	6,702	21	6	13	9,615	968	3,470	18	12	8,515	3,154
Under 25	188	158	514	2,790	2,500	15,368	147	144	18,987	20,553	92,952	137	93	481	7,271	3,966	29,125	27	218	2,309	9,840
25-49	361	434		12,124	14,573		350	417	95,488	101,357		296	349		24,421	23,632		103		5,870	
50-99	606	737	821	39,766	47,838	54,561	576	712	292,972	330,774	323,949	538	659	797	75,496	80,156	102,287	315	594	22,960	39,416
100-199	594	590	595	75,159	72,028	72,166	583	572	630,307	483,259	420,373	558	551	589	139,738	125,289	130,984	462	517	58,204	58,353
200-399	177	130	114	41,732	31,153	27,126	172	127	342,118	237,449	177,120	168	125	113	68,898	55,073	42,629	147	100	28,688	19,888
400-799	20	28	(1)	9,870	13,285	(1)	20	28	87,679	92,045	(1)	19	26	(1)	20,700	19,834	(1)	20	(1)	10,952	(1)
800 and over	4	5	(1)	3,780	8,500	(1)	4	5	29,720	73,550	(1)	4	5	(1)	4,000	9,350	(1)	4	(1)	1,865	(1)
400-699	18	26	20	8,470	11,885	9,185	18	26	71,760	77,045	84,987	17	24	20	16,500	16,865	15,037	18	19	8,252	8,600
700 and over	6	7	5	5,180	9,900	4,055	6	7	45,639	88,550	39,995	6	7	4	8,200	12,319	4,500	6	4	4,565	2,350

[1] Comparison with later censuses may be found in groups below beginning with 400-699.

COUNTY TABLE 1.—CHICKENS ON FARMS 1940, 1935, AND 1930; CHICKEN EGGS PRODUCED AND CHICKENS RAISED 1939, 1934, AND 1929; AND CHICKENS SOLD, 1939 AND 1929; CLASSIFIED BY NUMBER ON HAND—Continued

(Chickens on hand over 4 months old Apr. 1, 1940 and over 3 months old Jan. 1, 1935 and Apr. 1, 1930)

STATE OR COUNTY AND NUMBER OF CHICKENS ON HAND	CHICKENS ON HAND						CHICKEN EGGS PRODUCED					CHICKENS RAISED						CHICKENS SOLD			
	Farms reporting			Number			Farms reporting		Dozens			Farms reporting			Number			Farms reporting		Number	
	1940 (Apr.1)	1935 (Jan.1)	1930 (Apr.1)	1940 (Apr. 1)	1935 (Jan. 1)	1930 (Apr. 1)	1939	1934	1939	1934	1929	1939	1934	1929	1939	1934	1929	1939	1929	1939	1929
MINNESOTA—Con.																					
Dodge																					
Total	1,639	1,717	1,624	198,687	199,886	184,510	1,533	1,677	1,515,309	1,349,156	1,221,626	1,449	1,559	1,589	310,332	272,194	295,818	1,092	1,276	140,963	139,376
None	—	—	—	—	—	—	5	11	5,290	6,767	5,375	7	13	7	1,365	2,042	1,955	9	9	1,687	1,730
Under 25	66	89	212	920	1,269	6,192	54	73	6,822	10,900	43,371	42	48	195	2,561	2,095	12,723	12	88	1,345	5,496
25-49	147	149		5,150	5,015		121	145	36,248	41,909		102	118		6,904	7,148		37		2,515	
50-99	419	471	488	28,250	30,791	33,414	383	456	206,740	207,336	227,994	355	419	475	39,933	37,834	53,833	206	342	15,246	21,223
100-199	710	740	696	91,636	95,204	88,757	684	726	730,004	626,815	574,998	660	699	684	149,337	129,809	143,274	577	623	68,360	70,661
200-399	283	255	215	66,231	61,192	50,422	272	253	488,505	423,619	326,649	269	249	215	98,322	84,775	76,358	238	202	45,270	37,181
400 and over	14	13	13	6,500	6,415	5,725	14	13	41,700	31,810	43,239	14	13	13	11,910	8,491	7,675	13	12	6,540	3,085
Douglas																					
Total	2,329	2,479	2,462	214,002	182,098	199,284	2,198	2,439	1,489,606	1,170,966	1,261,115	2,105	2,218	2,419	350,903	256,559	300,352	1,522	1,993	147,841	146,547
None	—	—	—	—	—	—	8	22	3,364	8,030	3,196	14	20	17	1,940	2,872	1,346	15	14	1,615	1,144
Under 25	133	201	607	2,033	3,061	18,587	97	186	13,082	25,551	121,315	88	168	571	3,809	5,250	30,678	34	363	1,318	13,213
25-49	355	586		12,321	20,182		320	571	74,149	138,870		297	519		20,232	32,307		142		6,925	
50-99	874	1,056	1,058	59,238	68,185	71,059	825	1,038	389,098	441,409	428,640	781	970	1,043	93,067	93,657	101,449	531	879	34,604	48,047
100-199	795	534	706	99,447	63,440	86,287	781	522	693,050	386,973	528,623	757	452	698	164,975	82,048	128,622	643	648	69,082	61,107
200-399	166	91	82	38,183	22,030	18,565	161	89	297,678	141,653	136,191	162	80	81	63,355	32,745	28,616	151	80	32,322	15,957
400 and over	6	11	9	2,780	5,200	4,786	6	11	19,185	28,500	43,150	6	9	9	3,525	7,680	9,641	6	9	1,975	7,079
Faribault																					
Total	2,341	2,420	2,401	383,919	360,460	355,661	2,221	2,354	2,747,163	2,311,002	2,246,313	2,148	2,331	2,382	697,506	612,663	579,098	1,934	2,126	339,652	279,875
None	—	—	—	—	—	—	10	13	10,676	6,778	1,020	15	16	1	7,195	6,400	1,700	16	4	8,314	1,833
Under 25	44	76	166	697	1,155	4,835	30	66	6,540	15,962	33,696	21	58	158	2,648	3,620	14,805	10	86	1,523	7,236
25-49	106	148		3,585	5,120		80	140	19,634	44,674		71	128		5,254	9,786		37		1,504	
50-99	386	466	470	26,055	30,264	31,860	347	438	181,304	224,445	217,934	313	431	467	52,971	55,760	59,939	235	355	24,899	26,567
100-199	986	1,014	1,058	132,032	132,629	140,737	952	991	930,299	842,845	870,807	929	990	1,051	254,516	234,960	233,747	866	995	122,312	113,150
200-399	733	646	658	180,136	154,652	155,946	717	638	1,287,775	963,291	975,443	715	641	656	307,757	249,632	237,962	686	657	145,709	117,260
400-799	81	65	(1)	36,914	29,840	(1)	80	64	271,895	192,757	(1)	79	62	(1)	53,915	42,905	(1)	79	(1)	26,016	(1)
800 and over	5	5	(1)	4,500	6,800	(1)	5	4	39,040	20,250	(1)	5	5	(1)	13,250	9,600	(1)	5	(1)	9,375	(1)
400-699	77	65	47	34,064	29,840	20,833	76	64	248,825	192,757	137,233	75	62	47	51,115	42,905	28,245	75	47	24,346	13,029
700 and over	9	5	2	7,350	6,800	1,450	9	4	62,110	20,250	10,180	9	5	2	16,050	9,600	2,700	9	2	11,045	800
Fillmore																					
Total	2,915	3,036	3,054	300,621	288,080	305,163	2,773	2,979	2,141,647	1,692,011	1,827,310	2,590	2,757	2,901	512,282	455,097	463,161	2,177	2,589	261,316	230,170
None	—	—	—	—	—	—	18	19	11,727	5,490	3,846	21	10	7	3,275	1,361	1,515	24	9	3,133	1,865
Under 25	137	147	458	2,059	2,260	14,237	112	121	14,731	15,091	92,999	87	83	401	4,541	4,147	24,240	41	266	3,227	10,433
25-49	344	413		11,803	14,243		312	398	85,766	89,302		258	332		20,676	21,749		158		11,122	
50-99	940	1,087	1,058	63,100	73,164	72,084	884	1,068	439,536	423,489	437,866	819	994	1,000	104,606	114,019	111,029	655	874	49,647	53,377
100-199	1,207	1,169	1,314	153,005	144,990	164,048	1,160	1,157	1,043,617	829,565	956,015	1,132	1,124	1,275	266,565	232,868	249,632	1,039	1,228	133,516	125,799
200-399	271	211	214	63,639	49,048	49,228	271	207	472,965	295,069	295,774	258	206	209	105,059	76,253	69,495	247	203	57,616	35,296
400 and over	16	9	10	7,015	4,375	5,566	16	9	73,305	34,005	40,810	15	8	9	7,560	4,700	7,250	13	9	3,055	3,400
Freeborn																					
Total	2,771	2,824	2,854	407,322	364,791	374,502	2,701	2,797	3,009,013	2,276,009	2,350,827	2,523	2,564	2,835	685,736	580,758	583,965	2,128	2,408	324,779	271,276
None	—	—	—	—	—	—	17	22	14,814	11,461	6,270	21	16	13	5,722	3,158	3,529	23	18	4,053	2,578
Under 25	63	81	335	907	1,245	9,168	48	77	5,694	17,103	60,335	35	49	314	4,203	2,554	19,082	8	117	1,659	7,160
25-49	178	230		6,062	8,047		162	216	42,048	68,234		121	176		12,472	11,128		57		5,583	

50-99	496	675	621	33,112	44,905	42,920	474	657	216,068	278,034	296,579	409	594	615	53,664	75,231	73,283	283	479	19,666	31,230
100-199	1,243	1,226	1,273	165,666	157,736	167,992	1,217	1,214	1,211,362	955,320	1,062,465	1,166	1,136	1,270	288,983	250,803	272,490	1,041	1,190	133,287	127,064
200-399	731	573	592	172,113	133,336	139,782	723	572	1,282,120	832,699	835,266	711	556	591	274,796	209,191	196,223	659	574	134,593	93,584
400-799	56	37	(1)	25,662	17,297	(1)	56	37	209,894	100,193	(1)	56	35	(1)	39,696	25,443	(1)	53	(1)	22,028	(1)
800 and over	4	2	(1)	3,800	2,225	(1)	4	2	27,013	12,965	(1)	4	2	(1)	6,200	3,250	(1)	4	(1)	3,910	(1)
400-699	56	35	32	25,662	15,867	13,840	56	35	209,894	93,623	87,212	56	33	31	39,696	24,443	17,658	53	29	22,028	8,760
700 and over	4	4	1	3,800	3,655	800	4	4	27,013	19,535	2,700	4	4	1	6,200	4,250	1,700	4	1	3,910	900
Goodhue																					
Total	2,714	2,977	2,914	337,511	328,610	312,338	2,604	2,948	2,367,982	2,573,035	2,083,527	2,335	2,597	2,883	534,241	520,692	478,600	1,941	2,350	256,001	224,475
None							26	22	13,337	8,431	5,092	30	12	10	7,272	853	1,269	27	9	5,745	1,141
Under 25	115	154	379	1,713	2,264	11,423	74	140	9,545	24,403	75,946	56	81	356	3,164	6,687	28,066	23	170	1,536	15,718
25-49	254	402		8,759	13,902		229	387	51,440	105,763		177	305		11,292	18,020		101		4,524	
50-99	656	887	986	43,751	58,760	66,796	622	871	278,015	438,754	447,343	517	763	978	62,069	77,567	100,617	397	754	26,685	40,060
100-199	1,208	1,129	1,251	159,665	145,628	159,897	1,180	1,124	1,101,204	1,134,383	1,061,743	1,094	1,043	1,243	251,876	231,676	240,948	961	1,140	117,529	115,087
200-399	447	368	275	104,473	87,891	62,795	440	367	754,843	687,449	402,578	427	357	273	163,728	148,919	88,000	398	257	82,942	44,609
400 and over	34	37	23	19,150	20,165	11,427	33	37	159,598	173,852	90,825	34	36	23	34,840	37,170	19,500	34	20	17,040	9,860
400-699	29	31	20	14,110	13,965	9,327	28	31	101,448	114,099	70,592	29	30	20	28,540	23,180	16,600	29	17	14,140	8,110
700 and over	5	6	3	5,040	6,200	2,100	5	6	58,150	59,753	20,233	5	6	3	6,300	13,990	2,900	5	3	2,900	1,750
Grant																					
Total	1,241	1,321	1,278	139,024	114,800	134,403	1,173	1,264	938,133	720,619	970,419	1,138	1,230	1,220	243,592	161,988	215,635	967	1,080	113,315	111,215
None							9	4	7,147	2,000	2,394	7	8	9	5,350	646	1,169	13	8	4,554	882
Under 25	44	70	171	679	1,031	5,365	29	57	4,077	8,390	36,702	28	47	141	2,068	2,175	9,937	12	91	869	4,441
25-49	126	193		4,337	6,676		112	186	24,106	47,720		97	164		8,629	10,570		58		4,162	
50-99	405	549	447	27,671	35,913	30,571	375	529	170,860	215,440	233,601	364	519	429	46,962	49,795	52,174	285	378	20,418	26,640
100-199	516	437	527	66,893	51,459	66,306	500	419	432,152	315,907	460,346	492	423	508	116,236	70,757	105,823	454	474	53,688	55,410
200-399	135	64	126	31,847	14,991	28,986	133	61	235,244	95,986	211,480	135	61	126	52,497	19,595	41,652	130	123	24,332	21,169
400 and over	15	8	7	7,597	4,730	3,175	15	8	64,547	35,196	25,896	15	8	7	11,850	8,450	4,900	15	6	5,292	2,675
Hennepin																					
Total	2,963	3,433	3,330	262,431	272,059	276,856	2,835	3,381	1,882,752	2,065,038	2,084,643	2,694	2,888	3,305	454,479	491,208	502,265	1,260	1,883	176,606	205,481
None							48	101	54,482	27,364	28,703	78	62	41	20,739	5,258	11,846	43	39	19,646	9,128
Under 25	550	664	1,312	7,783	9,881	36,605	476	590	53,031	75,368	270,058	422	477	1,264	21,512	18,581	77,538	75	406	6,282	22,970
25-49	686	962		22,804	31,635		649	926	138,480	205,785		608	832		45,339	55,500		179		11,195	
50-99	742	894	1,047	46,960	55,896	68,031	703	867	289,228	404,820	483,038	674	787	1,036	81,504	95,516	116,225	310	626	23,357	36,335
100-199	654	646	703	83,821	82,122	88,293	633	633	564,175	601,009	639,309	606	583	699	130,588	145,350	150,898	408	577	44,779	62,777
200-399	273	206	216	65,385	50,607	53,217	268	203	468,618	395,226	389,427	253	187	214	103,273	94,123	90,865	203	186	47,357	42,967
400-799	48	48	(1)	23,151	23,837	(1)	48	48	209,765	221,627	(1)	44	47	(1)	34,904	46,130	(1)	35	(1)	17,142	(1)
800 and over	10	13	(1)	12,527	18,081	(1)	10	13	104,973	133,839	(1)	9	13	(1)	16,620	30,750	(1)	7	(1)	6,850	(1)
400-699	44	46	40	20,301	22,437	19,000	44	46	175,889	207,877	169,847	40	45	39	28,634	43,930	33,043	32	37	13,342	17,120
700-999	8	9	9	6,177	7,356	7,210	8	9	52,466	71,356	65,011	7	9	9	9,970	13,050	12,100	5	9	4,950	7,184
1000 and over	6	6	3	9,200	12,125	4,500	6	6	86,383	76,233	39,250	6	6	3	12,920	19,900	9,750	5	3	5,700	7,000
Houston																					
Total	1,649	1,867	1,840	143,659	152,050	155,148	1,589	1,837	932,686	892,991	948,886	1,488	1,743	1,835	248,652	245,635	241,663	1,204	1,567	117,128	111,204
None							20	13	6,746	3,582	1,100	18	6	6	2,439	254	995	15	5	1,742	740
Under 25	101	122	385	1,568	1,859	11,375	80	111	8,956	9,407	74,330	60	85	377	2,800	3,367	20,367	24	234	1,201	8,204
25-49	289	357		9,857	12,014		271	349	61,237	71,648		236	317		19,200	20,397		145		8,232	
50-99	633	766	822	42,035	50,058	54,774	607	753	255,900	287,970	326,675	575	729	821	73,742	81,247	90,381	467	734	29,786	41,665
100-199	536	517	554	67,734	63,209	68,094	523	508	442,094	374,428	413,551	512	505	552	118,242	100,376	96,924	471	519	59,831	44,521
200-399	82	100	70	19,165	22,660	16,519	80	98	132,967	130,646	104,160	79	97	70	27,179	34,929	25,546	75	66	13,836	11,594
400 and over	8	5	9	3,300	2,250	4,386	8	5	24,786	15,310	29,070	8	4	9	5,050	5,065	7,450	7	9	2,500	4,480
Hubbard																					
Total	970	1,269	1,119	39,650	51,531	53,994	852	1,184	269,971	333,861	379,955	820	1,121	1,112	64,207	78,089	97,986	305	649	19,798	39,521
None							9	56	999	7,960	1,300	18	51	8	1,496	2,332	1,355	13	12	878	710
Under 25	343	462	694	5,294	6,847	18,388	274	365	34,139	42,462	127,341	245	344	684	9,240	12,841	38,599	54	323	2,243	12,719
25-49	368	445		12,435	14,821		324	410	73,970	87,501		312	388		17,870	20,830		94		3,627	
50-99	185	270	334	11,509	16,655	21,558	174	263	75,495	110,709	152,075	176	250	331	19,830	21,896	35,998	93	241	5,695	15,916
100-199	65	78	76	7,652	9,208	9,308	62	77	63,760	60,888	64,064	60	75	74	11,121	13,970	14,813	45	58	4,885	6,864
200 and over	9	14	15	2,760	4,000	4,740	9	13	21,608	24,341	35,175	9	13	15	4,650	6,220	7,221	6	15	2,470	3,312

[1] Comparison with later censuses may be found in groups below beginning with 400-699.

COUNTY TABLE 1.—CHICKENS ON FARMS 1940, 1935, AND 1930; CHICKEN EGGS PRODUCED AND CHICKENS RAISED 1939, 1934, AND 1929; AND CHICKENS SOLD, 1939 AND 1929; CLASSIFIED BY NUMBER ON HAND—Continued

(Chickens on hand over 4 months old Apr. 1, 1940 and over 3 months old Jan. 1, 1935 and Apr. 1, 1930)

STATE OR COUNTY AND NUMBER OF CHICKENS ON HAND	CHICKENS ON HAND						CHICKEN EGGS PRODUCED					CHICKENS RAISED						CHICKENS SOLD			
	Farms reporting			Number			Farms reporting		Dozens			Farms reporting			Number			Farms reporting		Number	
	1940 (Apr.1)	1935 (Jan.1)	1930 (Apr1)	1940 (Apr. 1)	1935 (Jan. 1)	1930 (Apr. 1)	1939	1934	1939	1934	1929	1939	1934	1929	1939	1934	1929	1939	1929	1939	1929
MINNESOTA—Con.																					
Isanti																					
Total	1,524	1,884	1,789	130,270	163,977	145,651	1,476	1,857	978,005	1,092,614	1,105,053	1,329	1,661	1,735	185,298	217,946	193,077	797	1,106	79,299	76,733
None	------	------	-----	-------	-------	-------	16	14	2,692	3,435	9,759	15	9	12	3,222	659	1,595	20	10	3,311	1,190
Under 25	182	152	546	2,808	2,424	16,126	157	142	20,875	15,796	120,275	129	115	512	4,951	4,359	23,389	35	213	2,421	6,212
25-49	329	408		11,245	13,924		315	397	73,867	86,305		275	342		14,607	25,059		91		4,219	
50-99	491	671	712	31,787	42,999	46,939	473	663	216,875	265,234	337,162	425	599	691	42,117	62,982	58,916	253	448	14,257	19,833
100-199	374	497	420	45,603	61,765	50,831	367	488	335,258	413,914	366,281	343	454	412	61,760	63,392	64,217	265	333	23,638	26,673
200-399	134	133	95	31,715	31,565	23,045	134	131	270,518	213,942	190,931	128	120	93	47,761	40,120	32,840	120	88	25,183	16,426
400 and over	14	23	16	7,112	11,300	8,710	14	22	57,920	93,988	80,645	14	22	15	10,880	21,375	12,120	13	14	6,270	6,399
Itasca																					
Total	1,648	1,828	1,448	61,819	66,539	55,551	1,543	1,751	359,738	470,851	421,717	1,410	1,655	1,399	122,143	111,394	97,996	533	603	44,488	31,796
None	------	------	-----	-------	-------	-------	24	69	8,544	10,674	7,089	70	73	37	7,770	2,740	2,355	47	30	5,222	2,203
Under 25	768	864	1,100	10,619	12,006	25,968	672	766	54,644	80,157	198,113	549	717	1,024	20,846	22,906	48,349	96	360	4,220	12,008
25-49	525	595		17,562	19,347		502	562	94,533	124,409		466	535		31,730	31,136		182		8,520	
50-99	251	252	262	15,761	15,431	15,988	244	240	81,355	103,711	110,792	224	230	256	27,436	23,474	26,623	129	145	9,253	8,396
100-199	74	89	70	9,202	11,314	8,769	71	88	50,856	91,720	63,058	71	75	66	16,941	17,131	12,817	52	54	6,511	4,641
200-399	25	25	12	6,225	6,691	2,976	25	23	53,385	44,083	26,375	25	22	12	13,645	10,057	4,502	22	10	8,422	2,325
400 and over	5	3	4	2,450	1,750	1,850	5	3	16,421	16,097	16,290	5	3	4	3,775	3,950	3,350	5	4	2,340	2,223
Jackson																					
Total	2,123	2,196	2,160	301,378	282,613	305,141	2,021	2,176	1,904,595	1,892,465	1,702,445	1,961	2,094	2,105	544,072	463,959	513,130	1,711	1,863	244,848	236,854
None	------	------	-----	-------	-------	-------	9	8	8,005	4,120	1,100	8	8	3	1,887	945	940	8	3	1,905	860
Under 25	53	44	150	860	694	4,836	39	41	4,886	5,527	30,901	30	25	130	1,575	1,661	11,310	8	72	385	4,336
25-49	129	151		4,549	5,195		110	148	28,284	37,215		89	125		9,897	9,216		56		5,525	
50-99	423	484	428	29,099	32,686	30,511	396	472	182,916	245,675	184,494	363	443	411	55,827	56,635	56,845	286	328	25,833	23,778
100-199	971	1,113	1,049	129,108	144,209	139,786	932	1,104	853,414	954,347	817,236	933	1,094	1,031	243,836	237,873	245,533	839	946	108,103	112,707
200-399	524	381	514	123,137	88,859	121,860	512	380	749,438	561,493	622,345	515	377	511	211,800	140,359	184,352	493	495	95,747	86,712
400-799	20	22	(1)	8,675	9,770	(1)	20	22	55,950	76,788	(1)	20	21	(1)	12,900	15,270	(1)	18	(1)	5,420	(1)
800 and over	3	1	(1)	5,950	1,200	(1)	3	1	21,702	7,300	(1)	3	1	(1)	6,350	2,000	(1)	3	(1)	1,930	(1)
400-699	20	22	18	8,675	9,770	7,448	20	22	55,950	76,788	41,769	20	21	18	12,900	15,270	13,150	18	18	5,420	7,961
700 and over	3	1	1	5,950	1,200	700	3	1	21,702	7,300	4,600	3	1	1	6,350	2,000	1,000	3	1	1,930	500
Kanabec																					
Total	1,268	1,442	1,338	88,463	99,421	94,882	1,150	1,383	662,699	743,497	778,211	1,090	1,217	1,318	204,613	125,834	142,986	556	869	46,938	65,235
None	------	------	-----	-------	-------	-------	16	11	6,962	2,280	8,081	20	16	17	78,436	841	1,619	22	19	2,914	1,516
Under 25	271	206	519	3,954	3,107	14,504	217	178	23,668	24,306	117,894	225	132	493	7,755	3,272	25,787	63	222	1,921	10,770
25-49	346	406		11,867	14,202		302	381	72,588	96,899		295	325		19,297	17,374		107		5,074	
50-99	346	498	501	22,230	32,078	32,344	325	488	143,290	234,070	268,053	283	453	493	30,403	38,786	47,261	156	351	9,095	19,500
100-199	235	272	270	29,073	33,541	33,456	221	267	222,881	240,598	253,503	201	235	267	42,202	42,509	47,271	152	236	15,611	21,990
200-399	59	55	39	14,144	13,643	9,638	58	53	118,340	116,044	83,114	56	51	39	19,340	19,377	15,148	47	32	9,183	8,139
400 and over	11	5	9	7,195	2,850	4,940	11	5	74,970	29,300	47,566	10	5	9	7,180	3,675	5,900	9	9	3,140	3,320
Kandiyohi																					
Total	2,414	2,473	2,440	275,165	221,533	269,292	2,300	2,429	1,832,353	1,244,856	1,718,937	2,187	2,227	2,415	484,593	306,061	423,322	1,811	2,135	241,590	212,215
None	------	------	-----	-------	-------	-------	15	9	7,665	1,940	4,105	24	11	8	5,567	1,047	1,385	24	10	5,291	1,243
Under 25	111	151	304	1,597	2,305	9,582	81	133	11,428	14,845	62,480	66	74	290	6,201	3,314	18,136	30	193	3,794	8,260
25-49	255	362		8,874	12,460		236	350	61,684	67,777		212	287		15,824	15,996		112		6,949	

50-99	681	932	779	45,499	61,113	53,225	648	924	312,404	336,423	350,126	598	888	769	78,202	85,283	82,762	460	651	38,815	39,681
100-199	1,031	851	1,066	132,411	101,849	136,730	996	840	876,694	542,059	860,015	962	810	1,058	245,625	139,897	212,612	879	997	123,577	105,391
200-399	311	166	277	73,574	38,906	63,355	299	162	468,372	256,362	400,866	301	147	277	117,019	49,929	98,977	283	271	57,459	51,943
400-799	22	11	(1)	10,510	4,900	(1)	22	11	64,566	45,450	(1)	24	10	(1)	16,155	10,595	(1)	23	(1)	5,705	(1)
800 and over	3	------	(1)	2,700	--------	(1)	3	-----	29,540	---------	(1)										
400-699	22	11	14	10,510	4,900	6,400	22	11	64,566	45,450	41,345	24	10	13	16,155	10,595	9,450	23	13	5,705	5,697
700 and over	3	------	-----	2,700	--------	--------	3	-----	29,540	---------	---------										
Kittson																					
Total	1,201	1,235	1,217	58,341	61,345	75,203	1,156	1,218	370,928	373,642	482,402	1,083	1,059	1,158	84,391	81,749	93,835	509	647	28,230	33,797
None	------	------	-----	--------	--------	--------	14	20	2,725	2,587	645	21	20	5	1,433	1,106	61	15	3	965	49
Under 25	222	238	503	3,349	3,491	14,955	191	216	21,108	20,988	103,092	166	168	460	5,456	6,288	18,906	37	155	1,401	4,622
25-49	431	457		14,588	15,178		414	447	93,069	91,291		385	390		20,400	23,921		134		5,271	
50-99	444	407	514	28,022	25,281	32,927	434	405	181,143	153,419	206,193	413	359	499	41,504	29,966	41,601	246	322	13,534	15,416
100-199	100	116	179	11,232	13,695	21,786	99	113	68,923	84,857	136,235	94	107	174	14,498	16,793	26,147	73	149	5,998	11,035
200 and over	4	17	21	1,150	3,700	5,535	4	17	3,960	20,500	36,237	4	15	20	1,100	3,675	7,120	4	18	1,061	2,675
Koochiching																					
Total	864	904	724	33,240	33,943	26,193	803	850	208,764	228,576	190,552	772	781	741	60,485	46,612	41,350	287	286	22,444	14,571
None	------	------	-----	--------	--------	--------	19	11	2,312	2,223	4,075	34	20	23	4,684	918	1,484	12	19	3,492	1,318
Under 25	387	356	583	5,651	5,194	13,928	331	320	30,482	34,446	103,785	310	297	578	11,424	7,466	21,770	74	168	2,949	5,194
25-49	288	325		8,689	10,629		257	306	47,673	73,629		242	268		14,619	15,450		85		3,247	
50-99	145	171	108	8,938	10,549	6,903	135	163	50,250	72,611	46,050	129	148	107	16,804	13,513	9,060	74	71	6,719	3,293
100-199	53	42	25	6,322	4,748	3,012	50	41	37,916	27,911	20,763	47	38	25	7,973	6,180	4,736	33	21	2,697	2,476
200 and over	11	10	8	3,640	2,823	2,350	11	9	40,131	17,756	15,879	10	10	8	4,981	3,085	4,300	9	7	3,540	2,290
Lac qui Parle																					
Total	1,923	1,995	1,994	218,105	184,569	239,754	1,840	1,948	1,218,908	1,145,463	1,350,309	1,756	1,863	1,973	366,302	285,247	423,578	1,533	1,744	169,287	198,507
None	------	------	-----	--------	--------	--------	13	5	8,656	2,265	3,050	15	8	9	3,040	1,132	1,970	19	10	2,744	1,445
Under 25	68	116	200	1,045	1,723	5,852	54	107	5,333	13,616	36,174	37	73	185	4,286	7,049	12,978	21	95	2,722	5,323
25-49	167	249		5,641	8,524		148	236	29,949	61,200		127	216		11,818	17,154		77		5,098	
50-99	566	745	544	38,199	48,739	37,128	535	728	201,581	321,266	228,858	506	713	535	68,298	80,466	77,390	417	472	29,693	36,334
100-199	850	742	938	108,428	89,308	120,214	822	730	597,831	536,647	649,929	807	714	934	186,464	129,480	208,418	748	870	85,123	97,886
200-399	261	132	294	59,742	30,590	68,665	257	131	340,618	185,374	382,945	254	128	292	85,456	41,840	111,981	241	281	39,892	52,361
400 and over	11	11	18	5,050	5,685	7,895	11	11	34,940	25,095	49,353	10	11	18	6,940	8,126	10,841	10	16	4,015	5,158
Lake																					
Total	220	264	250	8,350	8,479	13,843	212	254	63,194	70,076	130,479	218	215	241	15,657	12,814	21,120	27	120	2,887	9,230
None	------	------	-----	--------	--------	--------	1	6	65	600	1,334	2	4	2	90	102	220	3	3	90	1,170
Under 25	112	153	156	1,587	2,002	3,737	105	138	10,597	14,979	32,727	109	113	147	2,670	3,289	5,921	4	50	184	1,556
25-49	54	56		1,738	1,777		53	55	11,958	14,127		53	46		3,674	2,073		8		806	
50-99	33	37	62	1,955	2,460	4,096	32	37	16,164	21,039	35,646	33	34	61	4,050	3,950	6,115	6	41	526	2,202
100-199	17	17	22	1,970	2,040	2,730	17	17	14,580	18,731	27,256	17	17	21	3,173	3,000	3,627	6	26	1,281	4,302
200 and over	4	1	10	1,100	200	3,280	4	1	9,830	600	33,516	4	1	10	2,000	400	5,237				
Lake of the Woods																					
Total	550	530	437	22,157	17,082	15,147	500	536	150,946	130,118	103,868	505	482	393	32,137	23,085	19,580	174	156	8,941	5,921
None	------	------	-----	--------	--------	--------	9	27	1,950	4,350	2,256	15	17	7	609	637	189	11	2	475	215
Under 25	219	242	359	3,353	3,533	8,337	184	231	20,436	27,999	57,694	185	199	308	6,039	5,598	11,040	28	106	1,033	2,376
25-49	170	187		5,477	6,118		156	180	31,375	39,001		156	174		7,429	7,688		57		1,734	
50-99	126	84	57	7,792	4,866	3,411	116	82	54,326	36,035	21,666	115	77	57	10,290	5,321	4,105	56	34	3,584	1,216
100-199	30	14	15	3,960	1,665	1,767	30	13	30,143	13,290	11,459	30	12	15	5,580	1,841	2,570	18	10	1,275	1,306
200 and over	5	3	6	1,575	850	1,632	5	3	12,716	9,443	10,813	4	3	6	2,190	2,200	1,676	4	4	840	808
Le Sueur																					
Total	1,970	2,102	2,057	203,928	195,763	224,958	1,924	2,031	1,302,503	1,106,170	1,259,349	1,824	1,923	2,046	380,331	352,844	399,423	1,387	1,720	145,130	171,578
None	------	------	-----	--------	--------	--------	9	6	4,965	2,462		11	7	1	6,965	857	11	11	2	6,648	28
Under 25	63	103	225	952	1,738	6,964	54	79	7,973	9,278	48,464	39	66	218	4,109	5,088	17,376	16	118	2,593	6,943
25-49	206	300		6,972	9,928		196	289	44,515	55,947		156	245		17,324	21,122		92		6,921	
50-99	672	773	659	44,155	49,195	44,212	650	746	263,891	271,295	250,671	620	699	655	89,421	90,315	89,225	434	534	29,605	35,712
100-199	840	756	944	103,987	91,517	117,893	826	742	621,654	508,919	647,721	814	741	943	189,433	162,407	205,291	675	849	68,745	89,536
200-399	176	156	216	40,682	35,942	48,624	176	155	289,727	201,126	265,083	172	151	216	63,244	57,630	76,765	148	206	24,863	31,834
400 and over	13	14	13	7,180	7,445	7,265	13	14	69,778	57,143	47,410	12	14	13	9,835	15,425	10,755	11	11	5,755	7,525

[1] Comparison with later censuses may be found in groups below beginning with 400-699.

COUNTY TABLE 1.—CHICKENS ON FARMS 1940, 1935, AND 1930; CHICKEN EGGS PRODUCED AND CHICKENS RAISED 1939, 1934, AND 1929; AND CHICKENS SOLD, 1939 AND 1929; CLASSIFIED BY NUMBER ON HAND—Continued

(Chickens on hand over 4 months old Apr. 1, 1940 and over 3 months old Jan. 1, 1935 and Apr. 1, 1930)

STATE OR COUNTY AND NUMBER OF CHICKENS ON HAND	CHICKENS ON HAND						CHICKEN EGGS PRODUCED					CHICKENS RAISED						CHICKENS SOLD			
	Farms reporting			Number			Farms reporting		Dozens			Farms reporting			Number			Farms reporting		Number	
	1940 (Apr.1)	1935 (Jan.1)	1930 (Apr.1)	1940 (Apr. 1)	1935 (Jan. 1)	1930 (Apr. 1)	1939	1934	1939	1934	1929	1939	1934	1929	1939	1934	1929	1939	1929	1939	1929
MINNESOTA—Con.																					
Lincoln																					
Total	1,425	1,480	1,519	205,831	183,418	218,758	1,391	1,469	1,542,244	1,153,377	1,261,266	1,297	1,403	1,489	336,688	305,006	389,946	1,109	1,308	144,269	173,226
None	------	------	------	-------	-------	-------	6	12	4,356	4,958	30	7	11	3	1,040	1,546	590	7	4	1,025	350
Under 25	35	46	129	547	704	3,839	27	43	4,761	10,464	25,597	19	37	119	1,951	3,406	8,647	11	63	830	2,143
25-49	75	113		2,563	3,964		68	110	17,371	28,008		56	96		4,286	7,655		28		1,255	
50-99	298	393	311	20,233	26,114	21,653	280	384	122,654	158,072	139,568	246	365	302	31,184	44,873	44,743	173	241	10,560	17,089
100-199	640	666	680	84,084	84,753	89,338	633	660	607,469	517,574	505,704	592	639	670	137,631	138,633	160,929	546	616	58,312	70,815
200-399	342	236	364	82,379	54,968	86,653	342	234	652,069	334,475	483,358	342	229	361	138,796	83,030	145,982	312	352	62,637	69,034
400 and over	35	26	35	16,025	12,915	17,275	35	26	133,564	99,826	107,009	35	26	34	21,800	25,863	29,055	32	32	9,650	13,795
Lyon																					
Total	1,821	1,868	1,907	267,661	227,776	268,191	1,737	1,826	1,664,065	1,520,652	1,430,853	1,615	1,703	1,893	414,611	336,650	474,828	1,372	1,558	178,520	221,549
None	------	------	------	-------	-------	-------	12	14	10,385	10,200	410	10	13	3	2,907	1,660	780	14	3	2,980	430
Under 25	41	79	142	635	1,277	4,184	33	66	3,757	16,353	28,976	27	53	136	3,456	3,946	11,900	13	62	1,825	5,360
25-49	96	149		3,416	5,014		75	140	19,238	39,614		59	117		4,814	9,661		28		1,999	
50-99	369	538	433	25,252	35,455	29,129	343	517	155,737	226,341	176,992	298	486	427	35,561	55,044	57,885	221	311	14,457	23,283
100-199	829	789	852	109,188	101,031	111,989	794	780	670,516	673,309	576,027	749	746	848	171,946	147,950	203,371	653	744	70,653	93,175
200-399	438	277	447	103,675	65,572	108,477	432	273	641,593	411,206	553,054	424	257	446	160,392	92,521	175,912	400	408	72,314	85,100
400-799	43	33	(1)	20,795	16,273	(1)	43	33	132,754	118,594	(1)	43	29	(1)	28,935	23,268	(1)	39	(1)	11,942	(1)
800 and over	5	3	(1)	4,700	3,154	(1)	5	3	30,085	25,035	(1)	5	2	(1)	6,600	2,600	(1)	4	(1)	2,350	(1)
400-699	39	31	31	17,895	14,823	14,792	39	31	112,989	104,194	83,294	39	27	31	25,205	21,333	23,080	35	28	10,427	12,901
700 and over	9	5	2	7,600	4,604	1,620	9	5	49,850	39,435	12,100	9	4	2	10,330	4,535	1,900	8	2	3,865	1,300
McLeod																					
Total	2,398	2,431	2,439	357,894	270,653	326,715	2,344	2,409	2,638,634	1,795,949	2,335,619	2,241	2,326	2,421	557,483	455,937	517,406	1,849	2,032	196,044	209,425
None	------	------	------	-------	-------	-------	10	22	11,648	13,966	1,810	6	21	7	723	3,615	858	12	6	1,368	438
Under 25	35	86	168	579	1,342	5,439	24	77	3,859	14,950	38,218	19	74	160	1,947	4,157	12,921	9	82	743	4,420
25-49	112	287		3,772	9,536		103	277	20,082	68,491		89	248		6,229	22,268		43		1,772	
50-99	461	715	574	31,956	46,958	39,646	445	704	210,601	315,581	307,910	410	672	566	59,235	79,033	73,074	295	425	16,365	22,958
100-199	1,134	1,006	1,209	151,377	127,919	158,990	1,112	996	1,103,072	823,582	1,143,350	1,070	980	1,202	245,493	210,606	251,297	901	1,057	83,493	95,331
200-399	613	313	457	148,230	73,537	108,190	607	309	1,116,042	497,200	735,906	604	307	455	214,503	120,233	158,541	547	431	78,937	75,568
400 and over	43	24	(1)	21,980	11,361	(1)	43	24	173,330	62,179	(1)	43	24	(1)	29,353	16,025	(1)	42	(1)	13,366	(1)
400-699	39	21	30	17,405	9,111	13,750	39	21	131,130	56,919	98,025	39	21	30	21,403	14,975	19,915	38	30	9,136	10,410
700 and over	4	3	1	4,575	2,250	700	4	3	42,200	5,260	10,400	4	3	1	7,950	1,050	800	4	1	4,230	300
Mahnomen																					
Total	813	703	574	59,374	41,155	38,888	766	691	371,628	207,210	234,835	732	616	542	94,080	51,798	63,118	425	361	34,089	23,093
None	------	------	------	-------	-------	-------	5	16	1,437	2,139	1,180	12	15	4	1,183	1,131	319	12	4	932	208
Under 25	121	98	188	1,810	1,492	5,369	97	89	9,286	9,103	35,321	75	66	159	4,084	2,084	8,524	19	75	1,308	2,369
25-49	185	214		6,382	7,238		172	203	35,318	38,338		163	173		10,746	9,268		57		2,332	
50-99	267	268	253	17,486	16,778	16,465	262	260	109,233	83,563	95,533	252	244	251	27,835	21,381	28,981	152	177	8,419	10,282
100-199	210	113	126	25,867	13,347	15,331	200	113	168,384	65,335	91,630	202	108	121	40,412	15,006	25,625	159	100	17,304	9,328
200 and over	30	10	7	7,829	2,300	1,723	30	10	47,970	8,732	11,171	28	10	7	9,820	2,928	1,669	26	7	3,794	906

Marshall																				
Total	2,265	2,371	2,266	131,002	122,187	136,430	2,191	2,245	857,404	824,387	842,338	2,010	2,078	2,178	192,707	165,110	185,074	1,260	1,436	85,149	79,357
None							40	57	12,265	14,755	3,765	33	76	19	7,142	2,271	1,224	41	16	7,895	1,175
Under 25	408	495	974	6,087	7,169	27,417	359	409	39,300	53,908	172,212	301	332	872	11,821	10,790	37,108	104	435	5,160	13,509
25-49	684	807		23,623	27,218		649	743	149,166	181,228		594	695		33,762	38,477		319		12,349	
50-99	805	775	921	51,305	48,550	59,163	782	750	313,376	313,545	354,891	737	704	918	73,024	65,644	80,059	507	670	30,274	34,163
100-199	332	261	325	40,112	31,730	38,828	326	255	256,999	211,754	230,368	311	239	323	53,383	37,951	52,135	258	274	22,030	23,507
200-399	31	33	45	7,455	7,520	10,522	30	31	49,623	49,197	76,912	29	32	45	11,645	9,997	14,148	26	42	6,366	6,803
400 and over	5	-----	1	2,420	-----	500	5	-----	16,675	-----	4,190	5	-----	1	1,930	-----	400	5	1	1,075	200
Martin																				
Total	2,389	2,399	2,496	381,449	375,333	405,822	2,246	2,386	2,310,136	2,207,196	2,397,348	2,145	2,288	2,430	670,624	622,948	686,867	1,885	2,234	285,200	325,240
None							10	18	4,513	9,990	5,197	9	16	8	3,235	4,589	1,100	9	8	2,460	834
Under 25	44	38	136	664	593	4,219	29	35	4,960	7,163	28,285	21	25	115	2,504	2,826	11,929	13	72	1,658	4,914
25-49	111	119		3,993	4,072		88	114	21,944	25,532		55	98		3,494	8,824		29		1,112	
50-99	373	457	412	25,636	30,846	28,937	336	447	134,973	177,137	185,697	295	410	397	43,324	51,202	55,067	221	332	16,514	23,503
100-199	1,057	1,020	1,076	142,296	134,130	144,273	1,001	1,011	846,924	771,509	841,149	981	987	1,045	263,864	230,500	256,280	879	982	110,848	120,001
200-399	737	684	810	177,780	166,396	198,269	715	682	1,077,614	970,096	1,134,241	717	673	803	302,633	271,762	315,681	667	780	127,289	153,159
400-799	64	75	(1)	28,465	34,261	(1)	64	74	196,874	213,269	(1)	64	74	(1)	43,620	48,705	(1)	64	(1)	19,779	(1)
800 and over	3	6	(1)	2,615	5,035	(1)	3	5	22,334	32,500	(1)	3	5	(1)	7,950	4,540	(1)	3	(1)	5,540	(1)
400-699	61	72	57	26,315	32,136	25,089	61	71	181,824	200,284	155,859	61	71	57	38,820	46,705	39,740	61	55	17,104	19,738
700 and over	6	9	5	4,765	7,160	5,035	6	8	37,384	45,485	46,920	6	8	5	12,750	6,540	7,070	6	5	8,215	3,091
Meeker																				
Total	2,292	2,383	2,355	291,615	260,680	283,179	2,204	2,322	2,249,371	1,765,479	1,695,939	2,089	2,124	2,348	452,347	406,505	425,919	1,630	1,857	181,895	187,955
None							12	18	8,066	6,595	5,258	12	13	11	2,080	1,747	2,205	18	14	2,439	1,425
Under 25	80	82	310	1,183	1,337	9,532	60	68	7,420	10,795	72,725	47	54	306	2,602	3,210	22,469	17	156	1,071	8,271
25-49	180	309		6,246	10,690		160	294	41,652	71,150		146	235		11,920	16,963		67		4,568	
50-99	605	853	796	41,167	56,766	54,710	573	819	304,365	376,216	351,927	543	762	790	63,996	86,671	95,357	358	582	21,205	37,737
100-199	1,013	836	978	133,500	104,848	124,372	989	827	1,000,607	673,098	770,452	939	779	971	211,547	171,286	193,969	803	854	82,191	87,327
200-399	368	256	241	85,679	61,939	58,087	364	249	680,781	409,329	364,291	356	235	240	123,115	91,953	88,574	328	224	52,041	42,485
400-799	41	43	(1)	18,790	21,200	(1)	41	43	158,619	161,298	(1)	41	42	(1)	30,237	28,675	(1)	35	(1)	15,154	(1)
800 and over	5	4	(1)	5,050	3,900	(1)	5	4	47,861	57,000	(1)	5	4	(1)	6,850	6,000	(1)	4	(1)	3,226	(1)
400-699	40	40	22	18,040	19,100	10,263	40	40	147,669	144,753	84,907	40	39	22	29,437	26,535	14,920	35	20	15,154	6,948
700 and over	6	7	8	5,800	6,000	6,215	6	7	58,811	73,545	46,379	6	7	8	7,650	8,140	8,425	4	7	3,226	3,762
Mille Lacs																				
Total	1,694	1,988	1,795	132,576	133,778	131,529	1,526	1,875	1,016,337	1,016,047	1,051,342	1,373	1,597	1,771	193,862	183,585	199,364	810	1,108	78,284	85,209
None							21	22	3,943	5,510	3,480	32	28	17	2,448	4,840	987	30	13	1,835	805
Under 25	293	320	696	4,383	4,717	18,977	212	270	29,292	30,451	153,812	173	183	663	6,847	6,354	34,002	57	286	2,710	11,442
25-49	410	541		14,014	18,254		360	510	91,540	109,340		313	419		19,832	24,028		120		5,285	
50-99	502	660	620	33,576	41,825	40,745	460	642	223,297	298,979	312,608	410	582	615	43,198	50,589	60,125	248	414	14,852	22,955
100-199	367	359	400	46,423	43,822	49,482	352	349	354,157	353,024	399,170	331	324	397	71,482	60,222	72,271	259	325	31,270	32,532
200-399	107	74	70	26,840	17,505	17,503	108	68	236,278	142,112	146,068	99	69	70	40,078	27,427	25,004	81	63	16,344	12,825
400 and over	15	14	9	7,340	7,655	4,822	15	14	77,830	76,631	36,206	15	12	9	9,977	10,125	6,975	15	9	5,988	4,650
Morrison																				
Total	2,973	3,218	2,980	183,568	182,143	187,616	2,723	3,098	1,152,060	1,110,071	1,366,873	2,659	2,878	2,919	322,617	280,334	295,412	1,652	1,953	116,429	113,617
None							29	21	6,698	3,859	13,856	41	18	21	6,034	707	1,958	41	25	3,844	1,867
Under 25	471	447	1,168	7,454	6,912	35,025	373	390	47,756	37,744	301,356	327	317	1,107	13,780	12,815	64,824	98	545	4,700	23,116
25-49	840	1,062		28,580	36,308		745	1,011	158,859	201,964		735	921		52,166	57,723		341		16,079	
50-99	1,085	1,256	1,283	69,968	79,108	83,337	1,022	1,229	421,685	455,892	606,682	1,016	1,184	1,270	122,264	122,063	130,103	692	936	38,425	47,602
100-199	507	404	480	60,914	48,246	57,141	489	399	402,792	327,537	366,920	474	390	473	101,834	71,463	80,242	417	403	41,489	32,828
200 and over	70	49	49	16,652	11,569	12,113	65	48	116,270	83,075	77,859	66	48	48	26,539	15,563	18,285	65	44	11,892	8,204
Mower																				
Total	2,366	2,366	2,349	334,591	283,662	284,917	2,211	2,300	2,309,064	1,898,462	1,870,906	2,058	2,153	2,328	535,235	492,681	470,181	1,815	2,000	266,640	233,957
None							13	26	6,780	12,647	21,171	25	27	21	5,065	5,929	4,765	26	15	5,028	2,255
Under 25	85	108	306	1,206	1,626	8,953	55	93	7,459	19,234	60,693	51	64	276	3,723	5,255	18,254	16	151	1,291	7,695
25-49	178	232		6,170	7,714		147	217	38,971	58,344		112	175		11,854	13,059		73		7,120	

[1] Comparison with later censuses may be found in groups below beginning with 400-699.

COUNTY TABLE 1.—CHICKENS ON FARMS 1940, 1935, AND 1930; CHICKEN EGGS PRODUCED AND CHICKENS RAISED 1939, 1934, AND 1929; AND CHICKENS SOLD, 1939 AND 1929; CLASSIFIED BY NUMBER ON HAND—Continued

(Chickens on hand over 4 months old Apr. 1, 1940 and over 3 months old Jan. 1, 1935 and Apr. 1, 1930)

STATE OR COUNTY AND NUMBER OF CHICKENS ON HAND	CHICKENS ON HAND						CHICKEN EGGS PRODUCED					CHICKENS RAISED						CHICKENS SOLD			
	Farms reporting			Number			Farms reporting		Dozens			Farms reporting			Number			Farms reporting		Number	
	1940 (Apr.1)	1935 (Jan.1)	1930 (Apr.1)	1940 (Apr. 1)	1935 (Jan. 1)	1930 (Apr. 1)	1939	1934	1939	1934	1929	1939	1934	1929	1939	1934	1929	1939	1929	1939	1929
MINNESOTA—Con.																					
Mower—Contd.																					
50-99	457	608	694	31,392	40,891	48,750	417	581	201,520	283,817	325,686	346	532	690	46,756	65,964	88,299	284	572	21,710	41,054
100-199	1,037	1,022	964	138,055	130,665	126,141	990	997	946,227	848,342	827,686	939	972	958	231,322	233,811	211,064	860	882	113,230	106,806
200-399	557	369	356	133,426	89,066	84,078	538	361	907,977	583,910	538,065	536	358	355	210,165	148,118	126,299	512	353	106,887	64,973
400 and over	52	27	29	24,342	13,700	16,995	51	25	200,130	92,168	97,605	49	25	28	26,350	20,545	21,500	44	27	11,374	11,174
400-699	49	24	24	21,892	10,750	10,245	48	22	172,628	68,368	71,725	46	22	24	23,850	16,745	15,900	41	23	10,074	7,574
700 and over	3	3	5	2,450	2,950	6,750	3	3	27,502	23,800	25,880	3	3	4	2,500	3,800	5,600	3	4	1,300	3,600
Murray																					
Total	1,952	1,939	1,953	274,517	237,860	258,066	1,845	1,925	1,602,911	1,633,311	1,509,963	1,727	1,819	1,947	434,766	384,177	422,340	1,485	1,692	188,194	198,022
None	———	———	———	———	———	———	9	14	6,682	10,981	4,040	7	10	5	1,605	2,432	940	8	5	2,035	759
Under 25	48	51	162	713	839	4,728	36	44	3,788	9,654	32,878	20	31	157	1,200	2,772	11,980	7	86	294	5,629
25-49	131	173		4,615	5,921		119	168	30,550	48,560		94	135		7,501	11,353		46		3,305	
50-99	396	500	482	26,693	33,758	33,167	361	494	152,394	263,062	222,688	311	467	478	40,951	54,461	59,707	234	384	15,934	25,389
100-199	843	853	894	111,085	108,745	117,902	801	845	651,143	744,254	656,823	778	822	892	185,521	177,252	194,767	695	815	78,119	88,978
200-399	502	343	395	116,501	79,942	92,669	488	341	672,150	505,970	527,680	486	335	395	178,927	125,797	140,470	465	382	80,242	71,152
400 and over	32	19	(1)	14,910	8,655	(1)	31	19	86,204	50,830	(1)	31	19	(1)	19,061	10,110	(1)	30	(1)	8,265	(1)
400-699	29	18	20	12,160	7,855	9,600	28	18	76,925	50,130	65,854	28	18	20	16,011	10,010	14,476	27	20	7,186	6,115
700 and over	3	1	———	2,750	800	———	3	1	9,279	700	———	3	1	———	3,050	100	———	3	———	1,079	———
Nicollet																					
Total	1,431	1,490	1,442	240,450	230,839	227,447	1,381	1,447	1,764,148	1,372,879	1,571,418	1,339	1,396	1,425	395,720	320,910	336,744	1,183	1,233	166,221	133,514
None	———	———	———	———	———	———	3	10	6,220	5,950	400	2	5	1	450	600	75	4	2	1,018	155
Under 25	23	32	93	322	541	2,893	19	28	2,313	4,206	18,861	11	22	88	726	1,530	6,149	3	41	570	1,748
25-49	48	92		1,667	3,052		33	74	8,707	17,338		35	67		2,243	4,098		12		701	
50-99	204	234	216	13,909	15,363	14,706	192	220	97,175	94,315	98,116	169	202	213	23,696	22,240	25,886	114	150	8,048	8,373
100-199	601	650	644	82,332	86,390	86,519	589	639	621,216	509,057	599,794	574	622	638	144,482	125,297	133,080	525	578	58,339	53,079
200-399	520	438	462	126,987	105,413	110,954	510	432	917,710	619,234	770,323	513	435	459	202,898	143,265	155,768	491	436	87,090	62,792
400 and over	35	44	27	15,233	20,080	12,375	35	44	110,807	122,779	83,924	35	43	26	21,225	23,880	15,786	34	26	10,455	7,367
Nobles																					
Total	2,053	2,061	2,053	322,547	280,741	297,946	1,962	2,039	2,098,455	1,724,045	1,993,432	1,846	1,948	2,033	551,728	401,105	457,657	1,601	1,749	253,652	211,505
None	———	———	———	———	———	———	9	3	6,230	1,078	3,123	10	3	5	5,008	600	2,695	9	5	4,620	1,546
Under 25	47	37	112	679	570	3,377	33	35	5,182	7,327	24,476	23	25	109	7,011	1,325	7,030	14	40	5,082	2,644
25-49	112	139		3,957	4,884		89	134	22,972	33,002		68	118		10,375	10,551		32		6,764	
50-99	343	445	431	22,931	30,036	29,654	309	438	142,848	178,154	213,999	255	395	417	36,316	42,780	52,120	171	311	15,853	21,443
100-199	846	959	972	112,535	124,606	127,456	819	952	715,271	783,992	857,565	787	935	968	198,269	176,149	200,026	710	870	87,387	90,588
200-399	646	450	502	154,635	106,345	120,434	644	446	1,017,991	630,824	780,669	644	442	498	252,849	151,695	171,176	611	487	115,380	82,744
400 and over	59	31	(1)	27,810	14,300	(1)	59	31	187,961	89,668	(1)	59	30	(1)	41,900	18,005	(1)	54	(1)	18,566	(1)
400-699	56	30	33	25,510	13,500	14,375	56	30	175,261	81,668	94,500	56	29	33	39,900	17,205	19,410	54	36	18,566	12,540
700 and over	3	1	3	2,300	800	2,650	3	1	12,700	8,000	19,100	3	1	3	2,000	800	5,200				

Norman																				
Total	1,744	1,830	1,793	170,120	141,104	149,225	1,640	1,779	1,242,091	1,043,535	979,693	1,572	1,605	1,795	252,703	187,520	224,529	1,229	1,380	120,254	107,142
None							15	37	8,119	21,881	2,730	15	26	9	2,081	1,777	969	21	12	2,082	977
Under 25	113	157	442	1,711	2,314	13,110	75	118	10,601	21,883	94,639	74	88	438	4,863	5,373	21,419	37	218	3,957	7,851
25-49	243	369		8,496	12,485		226	348	58,180	96,051		202	293		13,815	15,445		122		5,603	
50-99	652	767	744	43,994	49,577	50,564	620	747	284,701	334,996	334,259	587	689	743	66,294	58,179	75,657	429	594	28,341	34,719
100-199	568	446	524	71,403	53,757	64,911	541	440	506,274	383,768	411,341	532	421	523	101,766	71,965	95,532	469	478	48,157	47,155
200-399	154	85	78	36,271	19,571	17,740	149	83	275,577	151,295	117,005	148	82	77	46,144	27,929	26,277	137	73	22,134	13,736
400 and over	14	6	5	8,245	3,400	2,900	14	6	98,639	33,661	19,719	14	6	5	17,740	6,852	4,675	14	5	9,980	2,704
Olmsted																					
Total	2,227	2,332	2,279	236,150	244,955	245,248	2,075	2,263	1,676,787	1,474,192	1,600,642	1,914	2,111	2,282	387,958	378,793	376,456	1,483	1,803	168,958	172,427
None							17	12	8,511	6,070	9,617	19	10	15	1,637	4,602	1,668	15	13	849	1,218
Under 25	126	116	351	1,903	1,845	10,261	80	100	8,294	13,701	69,663	62	74	344	2,986	3,555	20,107	18	160	721	8,602
25-49	272	311		9,340	10,418		229	289	53,353	47,032		205	244		15,202	14,430		81		4,877	
50-99	658	738	705	44,069	48,752	47,836	614	717	289,509	283,065	327,191	549	663	701	71,643	70,576	77,528	400	518	27,611	29,801
100-199	924	919	974	116,011	115,459	123,396	893	899	803,925	643,612	790,319	842	877	973	190,923	174,405	186,456	754	868	83,391	85,102
200-399	229	224	234	53,431	53,561	53,725	224	223	395,984	348,355	322,450	219	219	234	80,207	82,000	75,547	200	230	36,479	38,604
400-799	15	20	(1)	7,425	9,450	(1)	15	20	67,470	91,817	(1)	15	20	(1)	11,060	20,525	(1)	12	(1)	5,607	(1)
800 and over	3	4	(1)	3,971	5,470	(1)	3	3	49,741	40,540	(1)	3	4	(1)	14,300	8,700	(1)	3	(1)	9,423	(1)
400-699	13	18	11	6,025	8,050	4,972	13	18	53,420	79,817	43,458	13	18	11	8,100	11,525	6,350	10	11	3,407	4,225
700-999	2	2	2	1,400	1,400	1,650	2	2	14,050	12,000	13,480	2	2	2	2,960	9,000	2,300	2	2	2,200	1,500
1000 and over	3	4	2	3,971	5,470	3,408	3	3	49,741	40,540	24,464	3	4	2	14,300	8,700	6,500	3	1	9,423	3,375
Otter Tail																					
Total	5,942	6,443	6,241	462,831	397,665	453,915	5,631	6,228	3,298,252	2,681,790	2,776,734	5,224	5,615	6,223	749,654	573,484	710,178	3,836	4,751	356,216	316,918
None							68	76	32,425	23,012	12,114	79	79	45	12,022	6,879	5,984	75	46	10,927	3,794
Under 25	653	888	2,011	9,753	13,485	60,096	528	768	68,167	92,279	392,215	426	583	1,961	25,780	24,786	111,048	208	1,129	13,467	43,507
25-49	1,340	1,895		46,382	64,506		1,238	1,793	291,228	405,747		1,112	1,602		75,984	95,421		639		32,224	
50-99	2,187	2,484	2,675	143,205	158,495	177,129	2,090	2,432	950,938	1,018,827	1,077,379	1,946	2,263	2,665	211,792	218,954	273,020	1,437	2,166	87,791	116,850
100-199	1,438	1,022	1,358	178,700	121,962	166,448	1,394	1,005	1,288,896	840,168	973,177	1,348	946	1,355	293,903	170,153	244,280	1,185	1,226	142,338	115,491
200-399	297	143	181	70,821	33,652	41,957	286	143	544,519	248,107	257,141	287	131	181	107,773	49,141	60,716	266	169	56,401	29,436
400-799	23	10	(1)	10,270	4,665	(1)	23	10	99,528	38,650	(1)	22	10	(1)	12,300	7,550	(1)	22	(1)	7,258	(1)
800 and over	4	1	(1)	3,700	900	(1)	4	1	22,551	15,000	(1)	4	1	(1)	10,100	600	(1)	4	(1)	5,810	(1)
400-699	23	10	14	10,270	4,665	6,585	23	10	99,528	38,650	51,458	22	10	14	12,300	7,550	12,180	22	14	7,258	6,340
700 and over	4	1	2	3,700	900	1,700	4	1	22,551	15,000	13,250	4	1	2	10,100	600	2,950	4	1	5,810	1,500
Pennington																					
Total	1,002	1,021	959	72,206	63,437	57,094	954	996	535,438	510,214	374,036	939	886	945	119,026	91,027	72,351	596	526	55,444	26,395
None							16	25	5,950	8,762	1,920	12	17	7	1,977	1,327	423	23	7	3,171	291
Under 25	139	191	435	2,067	2,814	11,807	125	176	14,817	29,114	80,461	118	138	423	4,342	4,062	15,988	41	155	2,480	4,454
25-49	260	298		8,857	9,847		232	289	55,629	82,630		238	248		13,045	11,228		109		5,376	
50-99	349	339	355	22,607	21,914	22,693	334	325	149,105	178,675	145,863	329	305	349	33,917	27,582	27,591	217	225	13,422	10,177
100-199	214	150	154	27,005	17,992	18,379	207	140	199,347	136,884	116,907	202	137	151	44,807	29,445	23,694	173	125	21,838	9,555
200-399	33	41	12	8,045	9,360	2,715	33	39	75,953	68,862	18,045	33	39	12	14,378	16,096	2,915	27	12	6,058	1,243
400 and over	7	2	3	3,625	1,510	1,500	7	2	34,637	5,287	10,840	7	2	3	6,560	1,287	1,740	6	2	3,099	675
Pine																					
Total	2,518	3,034	2,815	125,020	168,739	150,575	2,330	2,973	871,190	1,269,571	1,158,093	2,195	2,702	2,779	196,977	256,389	266,492	903	1,648	55,441	105,331
None							22	55	4,538	18,516	12,592	39	42	42	3,031	2,924	2,657	27	40	1,453	2,147
Under 25	824	701	1,578	11,999	10,993	42,412	723	658	71,409	92,955	314,431	624	569	1,509	25,491	17,975	77,624	107	678	5,261	25,161
25-49	794	1,038		26,487	34,645		728	995	151,223	254,681		701	922		45,131	54,182		244		9,178	
50-99	582	865	902	36,974	53,392	58,049	547	847	221,097	364,670	436,550	528	792	896	56,528	80,712	95,971	296	646	16,388	38,904
100-199	262	327	281	31,837	38,779	34,349	255	318	270,693	293,895	254,612	249	286	278	45,412	55,937	56,844	183	232	14,270	24,173
200-399	45	87	49	10,673	21,005	11,865	44	84	93,131	155,212	100,256	43	77	49	14,884	30,696	21,890	36	47	5,771	11,371
400 and over	11	16	5	7,000	9,925	3,900	11	16	59,099	89,642	39,652	11	14	5	8,500	13,963	11,506	10	5	3,120	3,575

[1] Comparison with later censuses may be found in groups below beginning with 400-699.

COUNTY TABLE 1.—CHICKENS ON FARMS 1940, 1935, AND 1930; CHICKEN EGGS PRODUCED AND CHICKENS RAISED 1939, 1934, AND 1929; AND CHICKENS SOLD, 1939 AND 1929; CLASSIFIED BY NUMBER ON HAND—Continued

(Chickens on hand over 4 months old Apr. 1, 1940 and over 3 months old Jan. 1, 1935 and Apr. 1, 1930)

STATE OR COUNTY AND NUMBER OF CHICKENS ON HAND	CHICKENS ON HAND						CHICKEN EGGS PRODUCED					CHICKENS RAISED						CHICKENS SOLD			
	Farms reporting			Number			Farms reporting		Dozens			Farms reporting			Number			Farms reporting		Number	
	1940 (Apr.1)	1935 (Jan.1)	1930 (Apr1)	1940 (Apr. 1)	1935 (Jan. 1)	1930 (Apr. 1)	1939	1934	1939	1934	1929	1939	1934	1929	1939	1934	1929	1939	1929	1939	1929
MINNESOTA—Con.																					
Pipestone																					
Total	1,233	1,231	1,213	177,580	139,272	164,519	1,172	1,187	1,267,690	882,518	945,023	1,064	1,121	1,207	258,931	208,544	262,536	865	991	103,042	105,649
None	———	———	———	———	———	———	3	4	900	2,662	300	3	7	2	450	778	157	3	1	738	150
Under 25	29	41	99	424	624	3,194	19	32	2,756	4,821	21,472	9	16	97	691	1,252	6,920	7	41	354	1,877
25-49	67	94		2,265	3,303		51	85	12,169	22,639		37	76		3,201	4,947		16		1,464	
50-99	264	365	287	18,086	23,991	19,830	243	352	113,265	147,081	111,709	205	327	285	26,470	36,951	37,840	155	202	10,056	14,454
100-199	535	560	542	71,490	69,826	71,542	520	543	489,741	421,801	383,013	484	531	538	112,593	103,086	118,011	406	481	44,406	48,480
200-399	314	164	272	74,590	38,058	63,103	312	164	556,923	253,878	381,575	302	157	272	103,621	54,080	89,283	257	254	40,959	36,596
400 and over	24	7	13	10,725	3,470	6,850	24	7	91,936	29,636	46,954	24	7	13	11,905	7,450	10,325	21	12	5,065	4,092
Polk																					
Total	3,501	3,704	3,671	295,247	265,967	281,366	3,348	3,566	2,297,190	1,870,218	1,801,716	2,906	3,273	3,615	455,042	367,664	395,049	2,233	2,516	215,744	175,723
None	———	———	———	———	———	———	29	56	12,684	17,225	3,322	33	49	11	10,475	4,576	1,190	50	18	10,959	1,371
Under 25	306	407	1,094	4,551	5,899	32,162	261	331	34,305	43,664	211,746	153	293	1,047	7,285	6,811	48,814	69	476	3,704	17,198
25-49	642	877		22,328	29,989		586	820	144,553	199,884		456	758		30,951	39,177		262		10,295	
50-99	1,324	1,436	1,524	88,261	93,044	101,614	1,267	1,395	642,370	639,970	660,908	1,114	1,273	1,506	125,999	122,220	140,076	833	1,103	56,671	60,743
100-199	1,017	841	904	126,120	101,555	111,527	996	823	1,024,630	694,846	698,930	948	770	902	198,241	149,034	156,826	835	785	91,395	72,864
200-399	193	133	141	45,287	30,100	32,312	190	131	359,058	225,468	195,149	183	122	141	69,341	38,453	40,133	169	127	36,539	19,133
400 and over	19	10	8	8,700	5,380	3,751	19	10	79,590	49,161	31,661	19	8	8	12,750	7,393	8,010	15	7	6,181	4,414
Pope																					
Total	1,671	1,719	1,687	179,100	134,222	158,460	1,599	1,643	1,189,398	748,161	975,184	1,530	1,529	1,648	291,257	208,447	252,353	1,233	1,425	139,873	126,137
None	———	———	———	———	———	———	13	9	6,305	2,205	5,853	24	9	6	4,514	695	1,722	24	7	4,130	1,290
Under 25	83	152	278	1,137	2,309	8,659	61	128	5,370	16,119	56,798	51	99	258	3,179	4,338	16,291	19	159	1,819	7,759
25-49	186	388		6,592	13,497		169	365	36,489	75,114		156	321		10,783	21,519		88		3,575	
50-99	534	668	667	36,055	44,852	45,656	503	642	197,552	238,814	305,359	469	614	653	54,474	65,749	73,739	357	564	23,514	37,319
100-199	682	427	625	87,859	51,509	77,140	670	418	577,209	284,080	443,004	647	402	615	145,825	76,753	121,362	576	584	68,401	61,564
200-399	176	73	115	41,827	16,365	26,205	173	70	311,788	90,839	157,870	173	73	114	65,602	26,493	37,739	160	109	33,962	17,647
400 and over	10	11	2	5,630	5,690	800	10	11	54,685	40,990	6,200	10	11	2	6,880	12,900	1,500	9	2	4,472	558
Ramsey																					
Total	598	836	798	33,825	47,481	47,148	582	789	248,446	230,043	324,628	572	727	798	73,803	89,783	91,912	269	277	32,665	23,342
None	———	———	———	———	———	———	1	1	44	50	4,035	4	8	8	1,600	905	1,087	4	5	1,300	622
Under 25	182	238	465	2,652	3,701	12,650	173	216	19,562	16,810	81,931	169	178	457	7,347	6,124	23,900	45	91	1,819	3,039
25-49	199	254		6,517	8,213		193	245	40,535	34,385		187	229		13,716	15,309		70		4,682	
50-99	134	219	200	8,219	13,263	12,419	132	207	52,755	57,318	81,933	130	201	200	16,784	25,215	24,900	80	80	6,189	5,119
100-199	64	81	101	7,939	10,059	12,439	64	77	69,398	49,903	90,302	63	70	101	14,556	21,610	24,915	53	75	5,795	8,117
200-399	12	35	27	2,898	8,045	6,840	12	34	17,477	37,527	46,427	12	32	27	4,500	11,820	9,660	10	21	2,130	3,445
400 and over	7	9	(1)	5,600	4,200	(1)	7	9	48,675	34,050	(1)	7	9	(1)	15,300	8,800	(1)	7	(1)	10,750	(1)
400-699	3	9	4	1,650	4,200	2,000	3	9	12,650	34,050	19,400	3	9	4	4,100	8,800	4,450	3	4	2,050	2,000
700 and over	4	———	1	3,950	———	800	4	———	36,025	———	600	4	———	1	11,200	———	3,000	4	1	8,700	1,000
Red Lake																					
Total	791	796	802	55,498	45,179	51,455	733	717	387,944	338,275	308,375	696	762	743	87,852	73,729	76,891	482	507	40,175	31,896
None	———	———	———	———	———	———	10	19	1,416	3,697	810	14	48	9	3,598	1,989	855	12	7	2,916	530
Under 25	90	120	287	1,439	1,830	8,707	66	83	10,984	12,086	55,870	58	98	248	3,073	3,692	12,553	18	119	1,459	4,511
25-49	190	243		6,566	8,296		171	204	38,692	62,178		167	215		10,862	14,586		92		4,332	

50-99	321	312	366	21,061	19,675	24,007	302	294	132,803	141,449	141,192	284	292	343	31,304	31,209	35,245	205	256	12,609	14,432
100-199	169	112	136	20,732	13,213	15,651	163	108	154,862	100,019	92,277	152	101	130	30,260	18,653	22,998	137	113	14,111	10,245
200-399	18	8	13	3,950	1,765	3,090	18	8	29,634	15,170	18,226	18	7	13	5,855	3,100	5,240	15	12	2,612	2,178
400 and over	3	1	-----	1,750	400	-----	3	1	19,553	3,676	-----	3	1	-----	2,900	500	-----	3	-----	2,136	-----
Redwood																					
Total	2,500	2,573	2,535	366,573	329,682	379,029	2,407	2,506	2,264,448	2,244,809	2,284,332	2,307	2,460	2,503	612,750	550,636	632,072	2,004	2,233	253,011	284,024
None	-----	-----	-----	-----	-----	-----	11	7	4,696	2,800	3,900	12	6	5	2,216	1,360	1,240	15	5	2,066	690
Under 25	64	58	155	1,016	917	4,641	44	51	4,919	12,237	29,885	34	40	143	2,163	3,476	12,533	15	74	823	5,481
25-49	132	188		4,522	6,478		118	174	23,450	48,823		96	154		8,001	14,459		54		3,279	
50-99	441	618	469	29,513	41,223	32,560	416	594	162,421	295,814	208,477	388	579	462	55,993	77,549	64,112	271	364	21,226	25,494
100-199	1,162	1,199	1,165	155,145	154,458	155,722	1,129	1,175	946,350	1,039,845	929,059	1,095	1,180	1,150	280,533	264,977	267,800	1,001	1,076	115,958	117,924
200-399	662	478	703	157,427	111,086	166,206	650	473	982,657	728,801	981,897	643	469	701	239,583	169,115	254,467	610	673	97,949	117,880
400 and over	39	32	43	18,950	15,520	19,900	39	32	139,955	116,689	131,314	39	32	42	24,261	19,700	31,920	38	41	11,710	16,555
Renville																					
Total	2,897	3,004	3,050	429,574	376,214	437,439	2,790	2,954	2,822,459	2,370,669	2,831,948	2,694	2,857	3,036	751,588	624,474	764,098	2,288	2,729	322,820	349,020
None	-----	-----	-----	-----	-----	-----	17	20	14,536	5,277	13,487	14	19	12	5,075	1,872	4,060	14	13	3,412	3,270
Under 25	51	80	230	751	1,192	6,612	35	64	3,908	11,027	43,185	30	50	215	2,553	3,430	17,346	8	114	1,454	6,535
25-49	161	215		5,622	7,292		128	202	28,645	53,085		123	175		12,882	16,469		64		5,100	
50-99	557	781	647	37,684	52,809	44,184	519	761	208,644	340,871	299,657	470	751	637	69,813	90,767	89,413	333	522	27,486	38,995
100-199	1,305	1,376	1,389	172,922	175,218	181,778	1,276	1,359	1,085,933	1,059,671	1,197,240	1,255	1,330	1,388	316,497	305,656	328,860	1,117	1,311	132,586	148,511
200-399	756	509	709	179,045	119,008	168,853	748	505	1,224,959	753,387	1,046,509	737	472	709	300,755	177,960	267,514	697	696	134,916	124,028
400-799	61	42	(1)	27,300	20,095	(1)	61	42	215,764	136,351	(1)	59	39	(1)	37,715	29,320	(1)	50	(1)	16,451	(1)
800 and over	6	1	(1)	6,250	800	(1)	6	1	40,070	11,000	(1)	6	1	(1)	6,300	1,000	(1)	5	(1)	1,415	(1)
400-699	59	41	71	25,900	19,395	31,512	59	41	203,851	130,351	204,470	57	38	71	36,915	28,620	48,905	48	70	15,751	23,481
700-999	5	2	1	3,850	1,500	800	5	2	32,043	17,000	6,000	5	2	1	2,900	1,700	300	7	3	2,115	4,200
1000 and over	3	-----	3	3,800	-----	3,700	3	-----	19,940	-----	21,400	3	-----	3	4,200	-----	7,700				
Rice																					
Total	2,160	2,296	2,256	233,584	221,222	212,476	2,069	2,226	1,647,294	1,393,186	1,268,831	1,924	2,021	2,236	422,058	409,651	354,249	1,468	1,681	182,131	150,223
None	-----	-----	-----	-----	-----	-----	6	2	2,996	760	1,430	13	3	4	12,345	310	600	13	5	12,003	545
Under 25	102	120	392	1,466	1,850	11,819	76	101	8,718	11,290	80,799	61	73	374	6,244	4,726	24,349	26	166	3,987	7,868
25-49	251	365		8,535	12,302		224	348	50,685	75,128		181	288		15,495	23,676		82		4,616	
50-99	647	777	853	42,358	50,515	56,907	623	747	284,041	319,176	355,397	562	685	847	77,705	94,303	99,179	394	632	26,965	37,975
100-199	887	844	843	110,807	107,231	103,662	867	838	792,644	671,510	589,102	834	789	843	197,626	195,606	166,299	722	730	87,135	72,250
200-399	242	173	160	55,398	40,099	36,363	242	173	412,287	248,924	216,203	242	166	160	95,273	72,855	57,572	207	142	40,584	28,415
400 and over	31	17	8	15,000	9,225	3,725	31	17	95,923	66,398	25,900	31	17	8	17,370	18,175	6,250	24	6	6,841	3,170
400-699	28	15	8	12,900	7,225	3,725	28	15	80,123	51,398	25,900	28	15	8	15,920	14,075	6,250	21	6	6,601	3,170
700 and over	3	2	-----	2,100	2,000	-----	3	2	15,800	15,000	-----	3	2	-----	1,450	4,100	-----	3	-----	240	-----
Rock																					
Total	1,276	1,297	1,276	206,170	185,460	179,652	1,220	1,287	1,394,825	1,360,763	1,075,331	1,178	1,242	1,256	341,829	280,560	275,026	995	1,086	141,174	114,872
None	-----	-----	-----	-----	-----	-----	2	2	1,450	3,400	-----	3	5	1	480	655	200	3	1	325	150
Under 25	21	17	81	355	315	2,448	16	15	1,801	2,193	13,692	9	13	72	306	435	4,586	2	40	80	1,681
25-49	51	76		1,816	2,706		41	75	8,973	21,376		37	60		2,824	3,860		15		592	
50-99	172	247	253	12,038	16,678	17,427	151	244	66,137	128,699	108,482	138	231	246	19,365	26,124	30,263	83	186	5,790	10,337
100-199	564	599	612	75,555	78,241	79,139	547	593	494,488	578,553	470,792	529	578	607	136,327	116,146	127,024	468	543	55,428	52,381
200-399	445	343	317	106,171	80,520	75,213	440	343	753,434	582,419	451,729	459	340	317	163,947	122,040	106,294	405	303	69,085	47,314
400 and over	23	15	13	10,235	7,000	5,425	23	15	68,742	44,125	32,636	23	15	13	18,580	11,300	6,659	21	13	9,874	3,009
Roseau																					
Total	1,800	1,741	1,607	82,476	69,959	73,410	1,703	1,667	543,028	397,264	535,938	1,532	1,472	1,585	103,660	83,336	102,815	731	795	39,880	40,251
None	-----	-----	-----	-----	-----	-----	29	48	6,119	5,899	2,846	29	52	22	2,761	966	1,189	31	15	2,644	1,000
Under 25	473	574	1,001	7,170	8,194	26,200	406	499	44,272	50,982	197,797	333	424	959	10,998	12,129	37,895	92	340	3,367	11,594
25-49	644	650		21,931	21,422		610	619	141,470	114,254		560	543		27,106	25,488		239		8,639	
50-99	523	413	481	32,897	25,533	30,650	502	400	212,922	138,614	224,782	466	355	479	37,365	27,266	39,809	256	334	12,677	16,407
100-199	146	84	113	17,333	10,095	13,335	142	81	112,989	58,158	88,908	130	81	113	21,300	12,487	18,882	101	95	10,514	9,070
200 and over	14	20	12	3,145	4,715	3,225	14	20	25,254	29,357	21,605	14	17	12	4,130	5,000	5,040	12	11	2,039	2,180

[1] Comparison with later censuses may be found in groups below beginning with 400-699.

COUNTY TABLE 1.—CHICKENS ON FARMS 1940, 1935, AND 1930; CHICKEN EGGS PRODUCED AND CHICKENS RAISED 1939, 1934, AND 1929; AND CHICKENS SOLD, 1939 AND 1929; CLASSIFIED BY NUMBER ON HAND—Continued

(Chickens on hand over 4 months old Apr. 1, 1940 and over 3 months old Jan. 1, 1935 and Apr. 1, 1930)

STATE OR COUNTY AND NUMBER OF CHICKENS ON HAND	CHICKENS ON HAND						CHICKEN EGGS PRODUCED					CHICKENS RAISED						CHICKENS SOLD			
	Farms reporting			Number			Farms reporting		Dozens			Farms reporting			Number			Farms reporting		Number	
	1940 (Apr. 1)	1935 (Jan. 1)	1930 (Apr. 1)	1940 (Apr. 1)	1935 (Jan. 1)	1930 (Apr. 1)	1939	1934	1939	1934	1929	1939	1934	1929	1939	1934	1929	1939	1929	1939	1929
MINNESOTA—Con.																					
St. Louis																					
Total	3,305	4,387	3,142	147,727	180,574	155,066	2,950	4,016	1,188,276	1,468,112	1,302,544	2,692	3,616	2,929	256,711	270,296	249,850	993	1,315	104,384	110,094
None							84	72	25,936	16,365	29,489	158	73	46	20,041	4,677	8,664	104	50	16,461	8,445
Under 25	1,707	2,321	2,319	22,482	31,091	50,989	1,383	2,076	146,493	210,349	404,631	1,183	1,850	2,088	38,640	34,170	71,995	212	690	8,210	20,359
25-49	871	1,164		28,071	36,894		789	1,030	176,750	257,267		711	912		46,044	43,340		252		12,544	
50-99	382	525	500	23,798	32,227	31,281	365	478	161,768	241,919	252,421	328	437	477	40,249	48,881	45,198	176	307	12,156	15,527
100-199	214	243	205	26,769	30,063	25,731	200	229	205,267	235,140	198,191	188	218	202	42,171	50,358	44,390	141	164	18,441	18,836
200-399	95	89	81	23,687	21,993	20,593	93	87	220,884	200,293	163,980	89	82	80	35,746	35,619	34,993	78	68	16,855	18,084
400-799	27	34	(1)	13,570	16,335	(1)	27	33	140,272	170,197	(1)	26	33	(1)	17,900	28,960	(1)	22	(1)	10,952	(1)
800 and over	9	11	(1)	9,350	11,971	(1)	9	11	110,906	136,582	(1)	9	11	(1)	15,920	24,291	(1)	8	(1)	8,765	(1)
400-699	24	32	28	11,410	14,885	14,305	24	31	120,134	153,707	128,677	23	31	28	15,836	24,760	25,160	19	28	10,159	14,153
700-999	8	5	5	6,710	4,050	3,967	8	5	77,144	44,915	38,038	8	5	5	7,314	7,250	6,350	7	5	3,658	3,390
1000 and over	4	8	4	4,800	9,371	8,200	4	8	53,900	108,157	87,117	4	8	3	10,670	21,241	13,100	4	3	5,900	11,300
Scott																					
Total	1,502	1,582	1,505	158,517	145,338	151,715	1,408	1,553	1,095,816	865,756	950,981	1,400	1,440	1,483	296,089	237,649	252,194	1,110	1,220	123,014	104,753
None							5	6	6,070	2,010	1,460	4	9	5	565	890	740	4	5	286	535
Under 25	70	102	234	1,009	1,528	7,232	51	88	5,731	9,627	39,597	55	73	219	2,643	4,212	13,852	16	108	778	4,307
25-49	176	281		6,090	9,260		165	271	34,993	50,136		158	218		12,701	14,456		82		4,727	
50-99	462	516	544	30,511	33,346	36,120	419	506	196,654	174,098	228,784	422	478	537	63,197	51,840	65,423	326	437	24,199	26,558
100-199	637	559	605	81,613	69,405	76,142	615	558	547,111	424,458	471,582	608	540	601	150,228	113,376	122,286	541	558	59,902	50,307
200-399	143	111	112	32,969	25,499	26,325	139	111	251,299	157,658	167,077	139	109	112	51,205	41,975	39,933	128	103	22,262	16,613
400 and over	14	13	10	6,325	6,300	5,896	14	13	53,958	47,769	42,481	14	13	9	15,550	10,900	9,960	13	9	10,860	6,433
Sherburne																					
Total	1,036	1,225	1,161	87,633	93,580	103,846	994	1,196	610,498	583,422	715,199	1,015	1,121	1,135	142,619	141,942	166,516	563	846	52,864	71,805
None							5	16	955	2,544	180	12	15	4	4,073	1,855	297	8	3	3,472	200
Under 25	95	99	276	1,407	1,624	8,417	77	88	9,924	9,836	55,250	87	76	257	3,655	3,273	17,275	19	129	1,224	6,451
25-49	197	291		6,762	9,900		182	280	39,100	55,056		184	244		10,908	14,484		61		2,147	
50-99	405	487	444	26,252	31,833	29,465	395	470	160,953	170,940	192,233	399	455	436	42,471	50,137	50,121	222	332	11,573	18,464
100-199	261	282	363	31,958	33,752	45,300	257	277	219,642	213,911	308,817	257	271	361	48,050	50,907	65,907	181	312	16,087	28,362
200-399	72	61	70	17,200	14,271	16,370	72	60	134,320	107,159	122,892	70	56	69	26,012	18,736	22,636	67	62	12,770	11,758
400 and over	6	5	8	4,054	2,200	4,294	6	5	45,604	23,976	35,827	6	4	8	7,450	2,550	10,280	5	8	5,591	6,570
Sibley																					
Total	2,208	2,235	2,164	368,803	319,687	327,886	2,131	2,197	2,560,209	2,101,913	2,016,825	2,058	2,129	2,129	585,238	514,899	510,485	1,806	1,957	241,852	223,012
None							8	3	9,321	1,915	3,200	5	2	4	5,870	500	1,200	10	4	5,531	690
Under 25	32	45	81	446	649	2,476	17	39	1,472	5,911	17,511	14	27	75	1,848	2,032	5,682	7	40	857	2,215
25-49	89	121		3,020	4,058		69	114	17,348	27,677		60	104		4,241	6,749		25		1,117	
50-99	316	473	367	21,306	31,654	25,217	297	459	121,540	210,906	166,572	276	432	354	38,013	57,797	43,822	189	284	13,356	17,351
100-199	935	995	1,084	128,619	132,001	143,903	914	984	828,244	852,947	885,314	878	973	1,070	215,532	216,708	230,216	801	1,012	84,310	98,242
200-399	774	573	602	186,092	137,275	142,620	764	570	1,317,829	909,035	862,052	763	563	596	282,931	207,973	213,225	714	587	118,315	97,063
400 and over	62	28	(1)	29,320	14,050	(1)	62	28	264,455	93,522	(1)	62	28	(1)	36,803	23,140	(1)	60	(1)	18,366	(1)
400-699	57	25	29	25,320	11,550	12,970	57	25	227,355	74,575	79,476	57	25	29	31,673	17,840	14,640	55	29	16,066	6,951
700 and over	5	3	1	4,000	2,500	700	5	3	37,100	18,947	2,700	5	3	1	5,130	5,300	1,700	5	1	2,300	500

Stearns																				
Total	4,395	4,568	4,485	484,417	386,179	452,999	4,217	4,456	3,590,186	2,518,890	3,107,951	3,928	4,016	4,427	755,795	540,561	673,893	3,105	3,428	305,666	276,097
None							18	27	11,600	6,131	2,920	19	19	9	3,716	1,430	1,070	20	8	3,860	719
Under 25	198	291	738	3,116	4,580	22,865	159	258	18,996	34,085	159,027	112	178	701	12,262	8,687	45,313	42	357	7,247	14,524
25-49	499	830		17,503	28,545		453	788	100,510	171,299		391	692		31,173	43,292		230		11,122	
50-99	1,296	1,814	1,698	87,662	118,141	113,493	1,229	1,772	573,704	747,517	779,561	1,134	1,603	1,683	136,904	154,824	174,523	823	1,253	47,653	63,173
100-199	1,823	1,354	1,638	232,034	164,487	206,241	1,785	1,334	1,708,158	1,077,346	1,378,532	1,710	1,252	1,625	360,836	226,544	288,789	1,469	1,431	140,497	121,898
200-399	552	263	363	131,572	62,820	86,725	546	261	1,072,889	427,614	612,223	535	256	361	189,239	94,204	122,603	496	335	84,415	54,308
400 and over	27	16	48	12,530	7,606	23,675	27	16	104,329	54,898	175,688	27	16	48	21,665	11,580	41,595	25	44	10,872	21,475
Steele																					
Total	1,860	1,955	1,875	324,638	309,121	273,547	1,806	1,948	2,772,069	2,410,612	2,000,131	1,725	1,899	1,849	574,437	566,332	436,816	1,524	1,617	254,420	182,054
None							11	16	13,779	10,560	800	9	15	1	1,895	2,445	100	11	1	1,489	40
Under 25	32	54	86	536	820	2,744	25	48	4,706	9,835	20,022	22	39	76	735	3,261	5,063	5	38	343	1,646
25-49	81	115		2,764	3,838		73	109	21,251	27,582		67	97		5,555	7,510		24		1,433	
50-99	205	317	381	14,512	21,133	26,670	193	313	113,001	177,624	187,434	173	295	369	24,578	39,497	45,674	125	280	9,039	17,799
100-199	853	847	959	116,831	113,430	129,343	825	842	955,543	858,500	940,716	785	835	955	223,864	215,398	211,293	718	872	95,724	86,284
200-399	601	558	418	145,330	133,953	99,305	591	556	1,287,155	1,014,480	728,316	583	554	417	249,835	240,569	151,031	557	396	111,144	65,978
400-799	82	57	(1)	37,965	27,297	(1)	82	57	331,995	248,576	(1)	80	57	(1)	57,975	41,602	(1)	78	(1)	29,658	(1)
800 and over	6	7	(1)	6,700	8,650	(1)	6	7	44,639	63,455	(1)	6	7	(1)	10,000	16,050	(1)	6	(1)	5,590	(1)
400-699	79	54	26	35,735	25,165	10,975	79	54	312,895	224,391	80,323	77	54	26	56,325	39,277	18,155	75	25	28,633	7,465
700-999	6	6	4	4,630	4,682	2,910	6	6	41,600	46,332	24,192	6	6	4	3,350	7,075	3,700	6	4	1,925	1,742
1000 and over	3	4	1	4,300	6,100	1,600	3	4	22,139	41,308	18,328	3	4	1	8,300	11,300	1,800	3	1	4,690	1,100
Stevens																					
Total	1,166	1,196	1,183	130,605	92,482	124,783	1,121	1,172	856,913	568,943	765,583	1,082	1,101	1,177	241,682	155,332	216,266	889	937	109,858	96,589
None							12	17	5,442	3,368	3,600	13	16	7	3,288	1,606	793	13	8	2,530	700
Under 25	48	74	178	690	1,118	5,361	33	67	4,543	11,477	33,716	26	44	172	1,294	2,190	11,859	8	74	597	4,227
25-49	122	250		4,301	8,808		109	236	26,447	60,129		96	216		7,546	17,106		48		2,531	
50-99	340	526	375	23,056	34,087	25,628	325	514	151,110	207,378	163,095	309	487	368	44,786	54,294	46,321	242	299	18,467	20,701
100-199	512	301	512	65,854	35,489	65,335	503	296	428,736	208,332	377,310	498	293	512	123,438	59,286	111,738	450	451	55,955	50,003
200-399	132	36	113	30,684	8,232	25,973	127	33	187,475	48,343	170,651	128	36	113	51,510	13,700	41,405	118	100	23,433	18,783
400 and over	12	9	5	6,020	4,748	2,486	12	9	53,160	29,916	17,211	12	9	5	9,820	7,150	4,150	10	5	6,345	2,175
Swift																					
Total	1,661	1,705	1,713	162,884	132,035	180,352	1,589	1,673	877,973	703,775	1,062,609	1,556	1,555	1,682	307,304	199,418	309,355	1,299	1,377	142,716	148,078
None							12	21	4,362	4,335	460	17	24	4	4,158	2,435	1,075	19	3	3,973	940
Under 25	86	120	241	1,254	1,880	7,065	73	110	7,356	13,997	44,018	61	79	228	5,275	4,655	14,612	34	117	2,703	5,818
25-49	220	351		7,779	12,021		202	335	42,962	69,904		188	299		16,232	22,510		119		6,786	
50-99	585	722	550	39,258	46,607	37,419	560	705	208,332	256,307	220,748	537	683	538	73,809	73,474	68,292	436	433	29,450	30,766
100-199	623	435	748	78,585	51,259	94,911	598	426	417,945	258,424	542,944	607	398	738	148,300	73,520	160,274	551	667	70,667	79,755
200-399	138	70	166	31,958	16,493	37,707	135	69	168,295	80,633	235,152	137	65	166	53,630	18,149	59,652	132	149	26,941	27,949
400 and over	9	7	8	4,050	3,775	3,250	9	7	28,721	20,175	19,287	9	7	8	5,900	4,675	5,450	8	8	2,196	2,850
Todd																					
Total	3,358	3,597	3,509	273,244	256,679	274,209	3,236	3,507	2,039,585	1,706,425	1,970,676	3,073	3,358	3,479	417,810	380,673	425,182	2,296	2,694	161,009	183,228
None							23	22	12,706	6,166	8,570	20	18	22	2,723	2,041	1,746	29	24	4,230	1,599
Under 25	267	261	985	4,149	4,092	30,319	228	229	33,172	28,645	219,239	187	195	955	9,266	7,712	56,391	79	538	3,622	21,960
25-49	687	898		23,962	31,269		660	852	163,431	195,519		605	806		42,334	48,422		364		14,846	
50-99	1,273	1,513	1,465	83,962	98,209	98,628	1,221	1,482	600,158	627,418	727,559	1,175	1,439	1,450	127,846	150,506	160,222	880	1,179	43,957	67,444
100-199	959	823	928	119,387	98,480	114,188	935	820	888,742	667,657	783,395	917	802	922	179,259	139,337	163,435	797	825	69,666	71,071
200-399	160	94	125	36,646	20,589	28,214	157	94	302,757	151,250	211,693	157	90	125	48,692	25,690	39,298	139	122	21,308	18,744
400 and over	12	8	6	5,138	4,040	2,860	12	8	38,619	29,770	20,220	12	8	5	7,690	6,965	4,090	8	6	3,380	2,410
Traverse																					
Total	970	1,023	992	100,750	82,607	104,873	940	1,001	534,572	454,190	595,358	900	935	931	190,259	152,671	182,312	745	753	78,880	80,856
None							7	6	2,662	1,200	2,115	9	7	10	1,318	929	1,170	6	9	573	871
Under 25	33	62	143	511	1,009	4,244	25	56	2,409	7,794	24,401	18	44	110	1,241	2,607	7,641	11	46	457	2,483
25-49	115	174		3,974	6,014		103	166	23,653	40,604		91	136		9,022	12,241		54		3,412	

[1] Comparison with later censuses may be found in groups below beginning with 400-699.

COUNTY TABLE 1.—CHICKENS ON FARMS 1940, 1935, AND 1930; CHICKEN EGGS PRODUCED AND CHICKENS RAISED 1939, 1934, AND 1929; AND CHICKENS SOLD, 1939 AND 1929; CLASSIFIED BY NUMBER ON HAND—Continued

(Chickens on hand over 4 months old Apr. 1, 1940 and over 3 months old Jan. 1, 1935 and Apr. 1, 1930)

STATE OR COUNTY AND NUMBER OF CHICKENS ON HAND	CHICKENS ON HAND						CHICKEN EGGS PRODUCED					CHICKENS RAISED						CHICKENS SOLD			
	Farms reporting			Number			Farms reporting		Dozens			Farms reporting			Number			Farms reporting		Number	
	1940 (Apr. 1)	1935 (Jan. 1)	1930 (Apr. 1)	1940 (Apr. 1)	1935 (Jan. 1)	1930 (Apr. 1)	1939	1934	1939	1934	1929	1939	1934	1929	1939	1934	1929	1939	1929	1939	1929
MINNESOTA—Con.																					
Traverse—Con.																					
50-99	325	448	332	21,816	29,330	22,407	319	439	122,060	161,658	123,149	302	419	311	44,386	58,720	43,241	231	235	17,705	16,418
100-199	394	293	402	49,461	34,319	50,979	383	290	244,079	178,813	277,542	378	285	386	92,846	58,530	84,275	347	352	39,470	37,823
200-399	99	41	109	22,688	9,635	24,743	99	39	124,959	50,597	152,653	99	40	108	39,546	16,444	38,815	92	105	16,413	18,622
400 and over	4	5	6	2,300	2,300	2,500	4	5	14,750	13,524	15,498	3	4	6	1,900	3,200	7,170	4	6	850	4,639
Wabasha																					
Total	1,571	1,652	1,679	159,830	147,962	176,574	1,513	1,586	1,036,308	892,113	1,216,864	1,407	1,484	1,687	273,949	255,158	278,960	1,130	1,390	115,130	127,870
None	—	—	—	—	—	—	9	3	2,145	1,525	3,525	9	4	11	1,979	1,550	1,347	9	9	1,478	716
Under 25	66	94	227	1,080	1,414	6,918	54	74	6,914	6,797	48,363	34	49	227	1,808	2,415	13,118	9	107	661	4,242
25-49	191	276		6,757	9,431		171	258	37,458	47,749		135	218		11,657	16,537		76		4,566	
50-99	505	574	539	34,452	37,346	36,193	482	560	199,825	214,689	250,826	452	530	538	62,045	62,896	61,605	340	424	22,940	25,027
100-199	676	612	748	85,273	75,305	94,618	667	598	560,544	466,730	652,567	648	590	746	144,168	130,830	142,431	572	687	62,409	67,251
200-399	125	91	160	26,768	20,065	36,305	122	88	184,257	132,503	236,742	123	88	160	42,587	33,905	56,159	117	158	19,956	27,384
400 and over	8	5	5	5,500	4,401	2,540	8	5	45,185	22,120	24,841	8	5	5	9,705	7,025	4,300	7	5	3,120	3,250
Wadena																					
Total	1,294	1,337	1,217	62,209	62,457	67,545	1,213	1,306	316,599	364,492	424,785	1,196	1,186	1,148	112,762	88,661	112,073	670	810	45,012	46,031
None	—	—	—	—	—	—	13	44	909	7,427	2,597	31	37	11	5,529	3,111	1,099	27	9	4,216	788
Under 25	334	398	218	4,965	6,082	16,513	293	359	25,288	35,454	100,672	275	295	548	13,066	10,245	29,920	97	325	5,702	11,765
25-49	450	453		15,344	15,308		423	432	75,381	83,031		412	401		26,769	22,320		212		8,797	
50-99	388	360	422	24,491	22,681	27,332	366	347	114,725	125,915	164,013	361	333	416	39,830	28,676	45,010	244	324	14,547	18,454
100-199	108	110	160	12,629	12,751	19,313	104	108	69,710	72,549	130,059	104	105	156	20,218	15,536	28,869	79	138	7,795	12,009
200-399	11	12	16	2,830	3,060	3,887	11	12	21,286	17,372	24,444	13	15	17	7,350	6,773	7,175	11	14	3,955	3,015
400 and over	3	4	1	1,950	2,575	500	3	4	9,300	24,744	3,000										
Waseca																					
Total	1,594	1,649	1,644	244,046	218,244	224,000	1,530	1,613	1,822,685	1,621,287	1,393,362	1,414	1,567	1,599	438,977	390,732	363,369	1,220	1,392	203,825	167,125
None	—	—	—	—	—	—	8	7	9,259	5,755	1,634	10	3	3	2,800	395	465	12	3	3,057	245
Under 25	35	51	131	482	834	3,956	23	46	2,795	6,819	26,664	18	33	111	1,273	2,570	8,200	6	52	1,055	2,995
25-49	74	109		2,588	3,636		62	104	20,188	30,287		48	92		7,815	8,001		30		4,495	
50-99	271	375	370	18,665	24,825	25,205	252	362	134,477	188,387	162,550	213	352	353	33,216	52,918	43,923	166	280	13,043	18,002
100-199	754	754	769	100,367	97,385	101,755	730	738	743,192	681,654	606,462	689	732	760	192,542	172,245	167,672	617	695	89,979	75,366
200-399	419	335	360	100,869	79,694	85,611	414	331	745,775	573,992	540,698	395	330	358	168,620	132,058	131,409	356	348	75,028	64,004
400 and over	41	25	(1)	21,075	11,870	(1)	41	25	166,999	134,393	(1)	41	25	(1)	32,711	22,545	(1)	33	(1)	17,168	(1)
400-699	37	24	13	17,175	10,405	6,175	37	24	133,669	89,725	43,354	37	24	13	27,611	18,545	9,700	29	13	14,548	5,278
700 and over	4	1	1	3,900	1,465	1,300	4	1	33,330	44,668	12,000	4	1	1	5,100	4,000	2,000	4	1	2,620	1,235
Washington																					
Total	1,560	1,855	1,784	143,388	152,680	147,823	1,515	1,810	1,160,637	1,238,296	1,151,391	1,340	1,620	1,780	252,184	232,528	235,888	909	1,244	107,405	100,366
None	—	—	—	—	—	—	21	12	9,978	5,195	3,974	27	4	11	12,331	580	1,281	19	10	11,510	960
Under 25	132	198	502	2,070	3,119	15,373	115	179	11,940	23,756	105,630	77	120	495	2,999	4,580	27,642	18	208	670	8,904
25-49	326	389		11,139	12,907		298	374	67,280	83,958		245	332		17,599	18,898		106		5,654	
50-99	504	686	737	33,438	43,839	49,274	489	668	228,927	302,143	363,394	431	623	733	50,651	64,274	78,628	297	541	16,595	30,936
100-199	454	454	443	57,088	55,301	53,294	450	449	486,560	461,851	417,066	422	425	441	88,096	81,405	80,737	340	390	36,503	34,603

200-399	130	108	81	30,743	25,564	19,209	128	108	272,386	229,198	163,670	124	99	79	49,363	42,816	30,427	118	76	32,288	16,903
400-799	10	16	(1)	4,830	7,450	(1)	10	16	51,671	89,624	(1)	10	15	(1)	6,795	13,775	(1)	11	(1)	4,185	(1)
800 and over	4	4	(1)	4,080	4,500	(1)	4	4	51,895	42,571	(1)	4	4	(1)	4,350	6,200	(1)				
400-699	9	15	18	4,080	6,750	8,423	9	15	43,321	80,624	77,026	9	14	18	5,295	12,275	10,875	8	16	2,635	5,260
700 and over	5	5	3	4,830	5,200	2,250	5	5	60,245	51,571	20,631	5	5	3	5,850	7,700	6,300	3	3	1,550	2,800
Watonwan																					
Total	1,377	1,438	1,443	210,363	199,593	189,275	1,288	1,418	1,534,283	1,180,766	1,151,936	1,211	1,365	1,407	358,631	314,746	314,501	1,086	1,226	161,331	139,799
None							5	9	5,150	2,930	276	6	7	3	1,490	2,105	585	9	2	1,837	600
Under 25	30	44	114	457	755	3,465	17	39	1,472	9,364	25,918	11	32	102	535	2,330	9,575	5	55	187	3,738
25-49	58	94		2,001	3,249		44	89	12,409	18,365		28	76		2,698	5,579		15		1,353	
50-99	238	333	367	16,036	22,421	24,749	218	325	108,581	122,840	173,399	186	316	355	23,530	36,898	49,636	133	284	9,571	20,214
100-199	635	623	665	84,816	79,936	86,118	603	617	618,351	453,918	522,377	581	599	652	153,560	122,033	144,746	541	609	68,835	65,167
200-399	385	312	275	92,698	74,941	64,493	373	307	698,289	435,226	365,424	369	304	273	150,198	114,066	93,159	354	256	68,534	42,213
400 and over	31	32	22	14,355	18,291	10,450	28	32	90,031	138,123	64,542	30	31	22	26,620	31,735	16,800	29	20	11,014	7,867
400-699	28	24	20	12,205	10,491	8,450	25	24	79,181	70,355	49,242	27	23	20	18,270	16,605	12,225	26	18	8,214	5,767
700 and over	3	8	2	2,150	7,800	2,000	3	8	10,850	67,768	15,300	3	8	2	8,350	15,130	4,575	3	2	2,800	2,100
Wilkin																					
Total	1,083	1,142	1,083	95,847	80,572	100,347	1,026	1,122	607,644	570,552	563,966	986	1,063	1,071	167,373	145,568	179,599	771	843	71,985	85,044
None							5	20	1,480	3,267	90	8	19	4	1,207	1,137	190	9	3	1,002	65
Under 25	66	98	221	975	1,503	6,377	55	91	6,719	13,621	38,792	42	66	217	3,718	3,858	16,024	21	109	1,765	6,892
25-49	204	293		7,338	10,200		184	281	43,521	79,856		182	260		14,091	19,428		93		6,061	
50-99	407	482	417	26,771	30,616	28,458	387	466	162,067	210,441	158,882	365	458	410	47,354	52,564	51,733	292	326	19,804	25,672
100-199	333	233	369	41,755	27,744	46,447	323	230	254,379	186,066	249,504	316	224	364	70,371	47,825	81,120	286	333	30,045	39,337
200-399	67	31	70	15,530	7,459	16,365	66	29	104,775	48,481	95,778	67	31	70	25,282	14,176	25,082	64	66	9,538	11,528
400 and over	6	5	6	3,478	3,050	2,700	6	5	34,703	28,820	20,920	6	5	6	7,350	6,800	5,450	6	6	3,770	3,550
Winona																					
Total	1,857	2,007	2,066	176,735	175,271	179,983	1,734	1,974	1,310,202	1,094,287	1,171,764	1,619	1,841	2,054	303,818	307,446	298,940	1,248	1,665	130,471	136,857
None							13	2	4,793	1,165	650	16		4	3,835		585	15	5	3,557	665
Under 25	104	110	405	1,649	1,703	12,324	81	104	12,071	10,118	84,612	61	80	398	3,445	3,457	24,568	19	198	1,250	10,025
25-49	280	344		9,456	11,754		242	334	63,844	69,418		216	285		16,688	20,353		112		6,265	
50-99	616	784	854	40,937	50,365	57,340	577	775	298,346	316,430	370,175	527	736	848	69,293	88,241	94,200	394	699	26,410	39,202
100-199	718	645	713	88,937	78,126	86,786	687	635	656,798	479,177	563,549	664	619	710	152,440	142,299	142,843	589	670	65,573	67,227
200-399	126	112	85	29,631	26,138	19,758	121	112	222,682	188,385	128,122	122	110	85	49,569	46,341	30,544	107	85	24,081	16,512
400 and over	13	12	9	6,125	7,185	3,775	13	12	51,668	29,594	24,656	13	11	9	8,550	6,775	6,200	12	8	3,355	3,206
Wright																					
Total	3,380	3,639	3,566	374,758	348,451	339,978	3,187	3,568	2,778,510	2,299,803	2,206,604	2,964	3,157	3,558	596,629	541,473	564,567	2,176	2,747	260,118	245,685
None							21	58	19,899	19,304	8,784	24	45	19	8,918	4,450	3,400	28	20	7,029	2,731
Under 25	186	235	682	2,882	3,687	20,345	132	200	18,602	28,679	137,768	106	146	646	8,167	8,410	41,626	40	320	4,111	15,988
25-49	454	629		15,692	21,508		406	598	95,753	136,858		348	476		27,823	32,781		168		10,698	
50-99	1,010	1,355	1,411	67,876	89,338	94,586	950	1,311	442,372	525,122	609,642	867	1,188	1,404	106,454	130,912	160,587	586	1,068	40,948	61,770
100-199	1,250	1,064	1,205	160,889	134,105	149,721	1,208	1,050	1,181,137	828,569	924,593	1,157	970	1,201	252,037	206,183	232,927	960	1,068	103,415	97,546
200-399	428	309	265	100,489	73,908	62,572	418	306	797,930	551,877	383,184	410	286	265	151,423	122,952	97,140	349	248	70,671	48,700
400-799	47	41	(1)	21,680	19,805	(1)	47	40	188,982	167,856	(1)	47	41	(1)	34,907	29,865	(1)	41	(1)	20,346	(1)
800 and over	5	6	(1)	5,250	6,100	(1)	5	5	53,835	41,558	(1)	5	5	(1)	6,900	5,920	(1)	4	(1)	2,900	(1)
400-699	45	40	18	20,280	19,105	7,952	45	39	159,214	160,232	87,333	45	40	18	33,207	28,865	18,487	39	18	19,546	12,450
700-999	3	4	3	2,200	3,100	2,400	3	4	17,768	28,079	30,300	3	4	3	2,900	4,720	4,400	3	3	1,800	2,600
1000 and over	4	3	2	4,450	3,700	2,400	4	2	45,835	21,083	25,000	4	2	2	5,700	2,200	6,000	3	2	1,900	3,900
Yellow Medicine																					
Total	2,021	2,103	2,111	282,865	249,978	299,972	1,958	2,030	1,988,781	1,304,178	1,732,517	1,858	1,970	2,111	434,768	375,553	546,366	1,617	1,926	189,992	275,377
None							13	10	5,815	4,291	3,825	15	13	5	2,555	1,439	900	15	7	1,817	986
Under 25	46	61	124	694	885	3,855	28	53	3,427	5,155	25,964	22	41	121	2,092	3,573	12,560	15	68	1,434	6,110
25-49	128	143		4,284	5,144		118	128	25,359	25,352		99	112		8,186	9,407		49		2,827	
50-99	434	638	463	29,394	43,639	32,087	413	606	182,547	218,976	210,183	377	584	462	48,793	69,911	74,121	300	392	20,193	35,327
100-199	894	927	1,000	117,935	115,916	132,993	871	905	816,053	611,099	759,640	838	894	1,000	181,005	174,611	241,531	758	954	78,661	123,247
200-399	485	310	492	115,163	73,034	116,162	481	306	828,518	374,542	643,844	473	302	491	172,137	100,415	192,104	447	475	76,813	95,897
400 and over	34	24	32	15,395	11,360	14,875	34	22	127,062	64,763	89,061	34	24	32	20,000	16,197	25,150	33	30	8,247	13,810

[1] Comparison with later censuses may be found in groups below beginning with 400-699.

COUNTY TABLE 1.—CHICKENS ON FARMS 1940, 1935, AND 1930; CHICKEN EGGS PRODUCED AND CHICKENS RAISED 1939, 1934, AND 1929; AND CHICKENS SOLD, 1939 AND 1929; CLASSIFIED BY NUMBER ON HAND—Continued

(Chickens on hand over 4 months old Apr. 1, 1940 and over 3 months old Jan. 1, 1935 and Apr. 1, 1930)

STATE OR COUNTY AND NUMBER OF CHICKENS ON HAND	CHICKENS ON HAND						CHICKEN EGGS PRODUCED					CHICKENS RAISED						CHICKENS SOLD			
	Farms reporting			Number			Farms reporting		Dozens			Farms reporting			Number			Farms reporting		Number	
	1940 (Apr. 1)	1935 (Jan. 1)	1930 (Apr. 1)	1940 (Apr. 1)	1935 (Jan. 1)	1930 (Apr. 1)	1939	1934	1939	1934	1929	1939	1934	1929	1939	1934	1929	1939	1929	1939	1929
MISSISSIPPI																					
Total	251,393	263,775	232,455	6,055,468	6,715,426	5,381,195	237,675	253,110	31,126,200	23,844,203	30,435,985	228,939	238,832	230,554	11,338,161	10,678,797	10,712,144	65,297	75,774	2,558,021	2,683,399
None	----	----	----	----	----	----	1,018	267	119,314	23,728	58,017	1,304	328	802	144,919	14,216	54,085	510	269	115,129	37,036
Under 25	155,802	153,914	213,752	2,045,035	2,160,969	3,934,130	143,718	144,705	10,096,306	6,754,297	21,824,765	135,995	133,609	211,123	4,444,135	3,786,963	8,331,609	29,037	64,366	763,655	1,805,128
25-49	72,697	82,806		2,296,484	2,605,559		70,587	81,373	11,618,122	9,159,066		69,519	78,873		4,036,278	4,153,237		25,556		816,590	
50-99	19,215	23,317	15,781	1,135,293	1,369,233	938,153	18,729	23,085	5,620,398	5,172,737	5,238,901	18,535	22,454	15,732	1,788,928	1,974,788	1,526,151	8,303	9,247	467,115	482,539
100-199	2,988	3,058	2,303	348,478	347,925	267,587	2,934	3,016	1,861,561	1,421,712	1,588,954	2,905	2,927	2,286	527,573	443,933	405,295	1,434	1,422	189,391	153,566
200-399	561	538	465	134,750	131,835	112,470	560	524	934,773	677,647	772,823	552	508	460	232,651	169,433	165,407	354	336	113,391	77,433
400-799	104	110	(1)	50,357	55,505	(1)	103	109	472,756	306,462	(1)	103	102	(1)	80,152	57,166	(1)	80	(1)	48,884	(1)
800-1599	19	26	(1)	18,220	27,400	(1)	19	26	166,824	218,554	(1)	19	25	(1)	30,425	46,461	(1)	19	(1)	19,717	(1)
1600-3199	2	4	(1)	3,800	9,200	(1)	2	4	29,866	60,000	(1)	2	4	(1)	8,100	10,900	(1)	1	(1)	5,400	(1)
3200 and over	5	2	(1)	23,051	7,800	(1)	5	1	206,280	50,000	(1)	5	2	(1)	45,000	21,700	(1)	3	(1)	18,749	(1)
400-699	97	95	95	45,364	44,730	45,204	96	94	402,094	243,845	345,852	96	88	95	74,152	47,116	70,230	73	80	42,859	37,271
700-999	18	24	29	14,213	18,665	22,764	18	24	144,940	126,156	209,626	18	22	28	21,300	19,536	40,017	18	27	14,392	26,365
1000-2499	10	19	26	12,800	23,210	35,087	10	19	122,412	178,015	269,877	10	19	24	23,225	41,475	47,350	9	23	16,750	26,240
2500 and over	5	4	4	23,051	13,300	25,800	5	3	206,280	87,000	127,170	5	4	4	45,000	28,100	72,000	3	4	18,749	37,821
Adams																					
Total	1,476	1,616	1,044	29,077	32,436	23,761	1,401	1,467	140,718	92,291	106,215	1,284	1,198	1,037	47,783	35,581	48,054	253	487	9,688	22,742
None	----	----	----	----	----	----	1	----	150	----	----	1	3	----	75	66	----	----	----	----	----
Under 25	1,089	1,232	954	13,082	15,181	16,282	1,022	1,115	62,025	32,305	64,162	920	860	947	24,225	17,861	33,516	138	432	3,128	15,124
25-49	301	279		9,327	8,366		294	251	44,807	17,018		280	237		13,302	9,595		83		2,494	
50-99	70	77	70	4,182	4,375	4,214	69	74	19,128	17,986	22,064	68	73	70	5,197	4,253	6,398	27	40	1,061	2,350
100-199	13	21	15	1,610	2,444	1,910	12	20	7,513	8,297	11,009	12	18	15	1,775	2,115	5,790	5	15	3,005	5,268
200 and over	3	7	5	876	2,070	1,355	3	7	7,095	16,685	8,980	3	7	5	3,209	1,691	2,350				
Alcorn																					
Total	2,528	2,753	2,769	64,836	93,382	70,751	2,482	2,701	372,138	257,276	442,664	2,441	2,627	2,755	123,413	170,883	135,366	1,123	1,300	32,110	43,409
None	----	----	----	----	----	----	13	1	1,326	8	2,030	19	4	11	3,496	138	550	11	7	3,326	530
Under 25	1,466	991	2,470	20,778	15,689	49,582	1,430	956	118,682	42,336	309,877	1,382	929	2,445	48,828	35,345	102,824	528	1,116	10,349	31,214
25-49	803	1,255		25,498	40,301		784	1,241	142,716	113,253		787	1,205		44,653	71,850		423		10,053	
50-99	222	424	259	12,823	25,356	15,127	218	421	67,522	62,810	86,542	216	409	259	19,488	35,990	23,935	137	152	6,048	7,548
100-199	33	73	31	3,862	8,061	3,527	33	72	22,730	18,842	24,715	33	70	31	4,748	9,385	6,272	21	18	1,368	3,367
200 and over	4	10	9	1,875	3,975	2,515	4	10	19,162	20,027	19,500	4	10	9	2,200	18,175	1,785	3	7	966	750
Amite																					
Total	3,493	3,246	3,103	86,650	86,591	89,675	3,365	3,175	494,218	239,287	486,362	3,240	3,004	3,025	142,715	104,943	150,246	1,513	1,894	34,805	55,536
None	----	----	----	----	----	----	22	6	2,430	239	195	24	6	3	1,150	540	200	14	2	601	60
Under 25	1,932	1,641	2,651	26,449	23,313	56,056	1,804	1,574	150,731	54,337	299,043	1,695	1,452	2,572	50,993	34,412	105,076	636	1,542	10,475	37,427
25-49	1,227	1,229		39,028	38,866		1,209	1,221	228,170	107,727		1,195	1,176		59,333	45,491		657		13,351	
50-99	311	346	386	17,963	20,517	23,181	307	344	97,007	60,263	123,769	304	340	384	25,657	21,217	32,680	190	302	8,024	13,127
100-199	20	26	52	2,210	3,070	6,177	20	26	11,540	15,321	36,060	19	26	52	4,282	2,712	7,795	13	36	1,554	3,248
200 and over	3	4	14	1,000	825	4,261	3	4	4,340	1,400	27,295	3	4	14	1,300	571	4,495	3	12	800	1,674
Attala																					
Total	4,075	4,122	3,604	103,345	102,371	88,260	3,952	3,959	424,950	371,083	609,070	3,720	3,880	3,564	171,690	168,680	151,908	1,501	1,125	30,308	33,672
None	----	----	----	----	----	----	13	1	585	20	185	18	1	3	701	52	220	10	3	290	150
Under 25	2,225	2,232	3,289	30,152	31,959	67,880	2,120	2,086	122,482	109,196	486,161	1,932	2,025	3,246	60,910	57,232	125,825	668	941	9,547	26,327
25-49	1,411	1,533		44,713	48,024		1,389	1,516	190,528	176,041		1,344	1,500		73,206	80,095		616		12,666	
50-99	391	331	286	23,015	19,439	16,847	383	330	89,301	74,460	101,473	379	328	286	31,165	27,791	22,338	189	161	6,672	6,145
100 and over	48	26	29	5,465	2,949	3,533	47	26	22,054	11,366	21,251	47	26	29	5,708	3,510	3,525	18	20	1,133	1,050

Benton																				
Total	1,556	1,801	1,761	31,471	46,273	41,918	1,484	1,786	118,211	191,751	266,335	1,435	1,691	1,760	54,776	74,726	98,148	493	981	11,551	36,339
None							8	1	158	30		13	1		230	240		3	1	30	20
Under 25	1,096	1,017	1,614	13,629	14,590	30,524	1,024	1,003	47,309	54,469	201,735	975	953	1,615	26,629	27,499	79,615	281	853	4,098	27,589
25-49	371	585		11,508	18,349		365	584	36,629	76,956		359	548		18,410	29,011		153		4,131	
50-99	75	176	121	4,259	10,414	7,073	73	176	18,125	44,441	40,320	74	166	121	6,057	14,446	13,553	47	102	1,967	6,032
100-199	10	20	18	1,000	2,270	2,091	10	19	3,690	10,135	14,082	10	20	18	1,250	2,920	5,090	6	17	375	1,538
200 and over	4	3	8	1,075	650	2,230	4	3	12,300	5,720	10,198	4	3	8	2,200	610	1,890	3	8	950	1,160
Bolivar																					
Total	9,581	9,973	8,607	192,013	208,339	148,533	8,740	9,199	841,891	735,981	613,897	8,735	8,239	8,672	388,945	324,375	364,195	753	437	26,372	21,057
None							73	12	7,616	627	9,555	89	8	148	3,797	482	2,714	6	7	446	123
Under 25	6,939	6,993	8,298	83,452	93,803	125,373	6,154	6,329	341,471	305,664	483,650	6,106	5,545	8,216	181,746	146,019	322,992	348	352	8,276	16,402
25-49	2,027	2,323		63,076	70,478		1,925	2,223	288,921	252,996		1,952	2,090		126,650	110,630		266		9,019	
50-99	499	569	255	29,395	32,319	14,955	473	548	129,400	123,509	68,710	473	519	255	54,642	48,843	26,576	104	60	6,255	2,860
100-199	99	75	41	11,790	8,339	4,735	98	75	52,673	41,917	25,010	98	67	41	17,115	13,401	8,043	25	14	2,089	1,262
200 and over	17	13	13	4,300	3,400	3,470	17	12	21,810	11,268	26,972	17	10	12	4,995	5,000	3,870	4	4	287	410
Calhoun																					
Total	2,865	2,869	2,720	80,115	91,821	71,516	2,658	2,779	551,187	290,578	519,213	2,601	2,721	2,716	136,300	139,680	158,264	1,444	1,820	49,410	59,658
None							21	5	4,260	477	1,044	19	7	5	661	440	446	10	8	478	158
Under 25	1,476	1,114	2,407	21,382	17,030	51,618	1,286	1,037	145,159	49,370	388,706	1,257	996	2,398	44,827	30,760	121,236	558	1,535	13,327	43,395
25-49	1,010	1,263		32,642	40,895		981	1,246	221,367	125,404		963	1,231		55,519	61,171		607		19,732	
50-99	339	437	291	20,669	26,128	17,313	330	437	136,473	81,939	114,688	322	435	291	29,459	36,829	32,192	236	257	12,267	14,040
100-199	34	48	21	4,097	5,558	2,385	34	47	32,608	21,798	13,375	34	47	21	5,604	8,180	3,890	28	19	2,753	1,865
200 and over	6	7	1	1,325	2,210	200	6	7	11,320	11,590	1,400	6	5	1	2,230	2,300	500	5	1	853	200
Carroll																					
Total	3,257	3,462	3,261	75,062	81,758	77,803	3,057	3,346	351,800	258,896	400,942	2,911	3,285	3,157	126,592	137,958	134,891	583	942	21,164	32,064
None							9	4	1,085	78	150	10	8	3	4,350	165	57	5	1	4,090	50
Under 25	2,002	2,116	2,961	26,135	29,277	57,063	1,819	2,010	115,020	86,634	294,879	1,683	1,963	2,858	47,965	58,982	103,598	225	768	3,857	21,444
25-49	963	1,041		29,990	32,483		944	1,030	141,083	102,816		934	1,012		47,624	52,428		258		6,401	
50-99	260	281	258	15,217	16,463	15,232	253	278	70,275	56,778	76,494	253	278	255	21,078	22,767	22,967	77	147	4,781	7,315
100 and over	32	24	42	3,720	3,535	5,508	32	24	24,337	12,590	29,419	31	24	41	5,575	3,616	8,269	18	26	2,035	3,255
Chickasaw																					
Total	2,684	2,770	2,645	61,542	72,637	68,172	2,600	2,663	340,071	212,744	381,150	2,567	2,478	2,630	151,505	121,062	154,292	1,021	1,402	37,515	59,356
None							10	1	615	50	700	14	1	4	482	40	255	9	3	299	119
Under 25	1,656	1,497	2,383	21,939	21,049	48,270	1,579	1,406	122,323	53,884	251,658	1,542	1,267	2,364	60,914	40,748	119,617	493	1,217	11,739	41,051
25-49	807	936		24,830	28,927		794	922	136,075	85,168		794	881		60,285	47,576		395		15,211	
50-99	196	303	222	11,634	17,726	13,091	192	301	62,179	58,361	82,953	193	295	222	23,454	28,003	24,212	110	151	7,296	13,900
100-199	22	30	26	2,439	3,385	2,865	22	29	14,412	10,046	18,660	24	34	40	6,370	4,695	10,208	14	31	2,970	4,286
200 and over	3	4	14	700	1,550	3,946	3	4	4,467	5,255	27,179										
Choctaw																					
Total	1,946	1,977	1,950	49,867	51,149	47,921	1,845	1,953	286,879	196,335	325,101	1,793	1,876	1,946	66,011	81,975	89,193	888	879	19,455	24,742
None							10	1	845	50	280	15	3	1	494	57	35	9	2	303	23
Under 25	1,043	1,019	1,810	15,513	15,225	38,497	955	1,000	91,717	54,524	264,304	911	930	1,805	23,763	26,483	73,618	366	795	5,617	19,157
25-49	747	753		23,915	23,625		726	748	138,590	91,518		715	740		30,879	37,055		417		9,809	
50-99	139	193	121	8,414	10,974	7,044	137	192	43,024	44,992	42,437	135	191	121	8,434	16,915	10,440	84	71	2,878	3,482
100 and over	17	12	19	2,025	1,325	2,380	17	12	12,703	5,251	18,080	17	12	19	2,441	1,475	5,100	12	11	848	2,080
Claiborne																					
Total	1,495	1,927	1,870	36,466	43,188	38,203	1,378	1,864	146,862	152,137	179,161	1,385	1,708	1,808	62,736	74,266	74,787	224	855	7,037	20,791
None							7	3	580	44	150	9	1	6	238	30	172		2		49
Under 25	930	1,292	1,754	11,944	17,018	29,994	827	1,231	49,111	51,942	137,253	832	1,090	1,686	27,068	29,142	60,500	95	770	1,705	15,786
25-49	394	469		12,392	15,033		380	465	49,377	52,619		376	453		18,164	27,223		78		1,721	
50-99	137	141	102	8,145	8,269	6,160	131	141	33,983	34,104	29,953	134	139	102	11,422	13,401	11,055	39	73	1,488	3,984
100 and over	34	25	14	3,985	2,868	2,049	33	24	13,811	13,428	11,805	34	25	14	5,844	4,470	3,060	12	10	2,123	972

[1] Comparison with later censuses may be found in groups below beginning with 400-699.

COUNTY TABLE 1.—CHICKENS ON FARMS 1940, 1935, AND 1930; CHICKEN EGGS PRODUCED AND CHICKENS RAISED 1939, 1934, AND 1929; AND CHICKENS SOLD, 1939 AND 1929; CLASSIFIED BY NUMBER ON HAND—Continued

(Chickens on hand over 4 months old Apr. 1, 1940 and over 3 months old Jan. 1, 1935 and Apr. 1, 1930)

STATE OR COUNTY AND NUMBER OF CHICKENS ON HAND	CHICKENS ON HAND						CHICKEN EGGS PRODUCED					CHICKENS RAISED						CHICKENS SOLD			
	Farms reporting			Number			Farms reporting		Dozens			Farms reporting			Number			Farms reporting		Number	
	1940 (Apr.1)	1935 (Jan.1)	1930 (Apr1)	1940 (Apr. 1)	1935 (Jan. 1)	1930 (Apr. 1)	1939	1934	1939	1934	1929	1939	1934	1929	1939	1934	1929	1939	1929	1939	1929
MISSISSIPPI—Con.																					
Clarke																					
Total	2,263	2,440	1,951	52,768	58,663	46,858	2,129	2,314	342,363	250,917	321,911	2,115	2,288	1,950	101,784	94,372	95,778	685	812	23,043	29,539
None	-----	-----	-----	-----	-----	-----	5	1	573	10	395	7	1	5	303	50	301	7	4	383	214
Under 25	1,515	1,469	1,791	20,369	20,412	36,327	1,396	1,358	125,568	82,998	251,294	1,388	1,329	1,785	46,094	35,370	74,047	317	691	7,671	19,952
25-49	584	746		18,568	23,318		568	730	115,022	95,965		560	735		31,836	38,471		264		6,629	
50-99	134	199	147	8,091	11,533	8,613	130	199	46,669	56,984	56,740	130	198	147	13,438	16,492	14,942	73	106	3,678	5,319
100-199	20	22	11	2,540	2,335	1,218	20	22	25,581	8,367	8,682	20	22	11	4,263	3,139	5,188	15	9	1,507	3,454
200-399	7	4	1	1,550	1,065	300	7	4	14,970	6,593	2,000	7	3	1	2,250	850	300	6	1	875	150
400 and over	3	-----	1	1,650	-----	400	3	-----	13,980	-----	2,800	3	-----	1	3,650	-----	1,000	3	1	2,300	450
Clay																					
Total	2,418	2,248	2,055	51,645	52,437	52,376	2,228	2,115	232,214	207,719	300,572	2,277	2,069	2,047	110,148	96,862	115,624	494	606	21,826	24,314
None	-----	-----	-----	-----	-----	-----	9	3	398	2,285	60	11	3	2	345	150	68	1	1	21	16
Under 25	1,650	1,421	1,832	20,585	18,478	35,796	1,496	1,317	88,065	64,690	199,187	1,516	1,259	1,822	45,948	33,649	84,508	231	491	5,358	15,457
25-49	594	604		18,881	19,000		556	578	82,218	75,950		579	589		42,895	36,453		181		11,509	
50-99	148	195	188	8,951	11,461	11,364	141	189	46,779	46,950	68,889	145	190	188	16,260	21,565	22,643	70	93	3,910	6,565
100-199	23	25	32	2,508	2,848	3,658	23	25	11,254	10,299	22,000	23	25	32	3,800	4,445	6,755	11	21	1,028	2,276
200 and over	3	3	3	720	650	1,558	3	3	3,500	7,545	10,436	3	3	3	900	600	1,650				
Coahoma																					
Total	6,233	6,344	4,286	121,703	118,275	79,448	5,693	6,275	572,912	375,061	319,091	5,341	5,801	4,308	211,310	187,261	167,103	502	50	18,382	3,036
None	-----	-----	-----	-----	-----	-----	24	2	1,903	18	315	39	2	37	1,537	27	1,175	13	1	376	30
Under 25	4,582	5,113	4,107	53,399	69,293	66,304	4,086	5,049	260,086	202,839	259,320	3,712	4,592	4,092	99,581	106,539	143,135	216	36	4,765	1,531
25-49	1,273	932		40,021	27,950		1,213	928	191,478	94,119		1,221	913		67,483	46,780		183		5,706	
50-99	326	257	148	19,432	14,570	8,849	319	254	83,436	52,807	36,184	318	253	148	31,567	23,887	16,462	77	9	5,799	795
100-199	39	32	26	4,556	3,847	3,039	38	32	18,433	14,163	14,805	38	31	26	5,542	6,158	4,181	9	3	1,206	180
200-399	10	9	5	2,195	2,215	1,256	10	9	10,130	10,315	8,467	10	9	5	3,400	2,870	2,150	4	1	530	500
400 and over	3	1	-----	2,100	400	-----	3	1	7,446	800	-----	3	1	-----	2,200	1,000	-----				
Copiah																					
Total	3,828	4,437	3,685	84,751	103,161	88,855	3,690	4,298	419,201	413,320	519,228	3,523	3,890	3,676	158,968	145,654	177,130	515	773	17,445	30,885
None	-----	-----	-----	-----	-----	-----	46	3	7,787	97	1,484	88	3	29	3,848	46	612	15	2	346	62
Under 25	2,546	2,821	3,392	33,879	38,308	64,449	2,406	2,688	150,396	125,795	365,131	2,222	2,362	3,355	69,570	56,981	134,744	217	620	5,214	18,258
25-49	1,000	1,263		31,727	39,266		965	1,254	158,631	155,359		942	1,191		58,849	56,581		201		7,675	
50-99	254	309	247	15,376	17,982	14,625	245	309	79,792	80,226	75,230	245	292	247	21,711	24,624	27,126	68	127	2,478	6,942
100 and over	28	44	46	3,769	7,605	9,781	28	44	22,595	51,843	77,383	26	42	45	4,990	7,422	14,648	14	24	1,732	5,623
Covington																					
Total	2,395	2,211	2,160	60,559	55,852	43,677	2,278	2,133	261,706	219,427	252,960	2,292	2,102	2,136	115,341	95,614	90,738	498	1,134	15,361	29,655
None	-----	-----	-----	-----	-----	-----	5	12	392	532	3,172	6	16	26	140	579	877	3	13	56	281
Under 25	1,299	1,177	2,064	19,322	17,541	37,307	1,212	1,100	75,174	66,395	212,940	1,204	1,072	2,014	43,252	32,166	79,553	211	1,049	4,988	24,739
25-49	881	829		27,602	26,092		850	818	118,620	107,028		869	812		50,777	43,902		210		6,083	
50-99	192	196	87	11,135	11,164	5,340	188	194	52,966	41,276	30,355	190	193	87	17,447	17,392	7,612	65	65	3,532	2,925
100 and over	23	9	9	2,500	1,055	1,030	23	9	14,554	4,196	6,493	23	9	9	3,725	1,575	2,696	9	7	702	1,710

De Soto																				
Total	4,625	4,494	3,779	100,236	111,425	84,241	4,315	4,186	436,005	313,864	430,215	4,113	3,902	3,772	182,877	185,353	188,892	679	1,068	30,430	44,391
None							14	2	1,433	143	1,009	18	5	13	496	138	784	3	6	570	418
Under 25	3,113	2,870	3,464	38,022	38,304	58,044	2,842	2,599	144,817	87,702	282,382	2,658	2,394	3,444	81,217	72,110	137,328	311	881	8,850	24,925
25-49	1,196	1,175		36,842	36,777		1,152	1,140	153,488	92,752		1,131	1,089		62,220	63,803		225		7,493	
50-99	262	363	262	15,259	21,781	15,349	253	360	64,160	58,498	77,343	253	340	262	24,438	34,338	29,286	107	146	5,964	7,619
100-199	36	64	36	4,127	7,263	4,036	36	63	24,715	25,134	22,375	36	56	36	8,891	7,439	6,959	19	22	3,413	2,812
200-399	13	17	9	3,536	4,400	2,187	13	17	22,234	21,795	13,490	12	14	9	3,675	5,025	3,365	10	6	3,060	1,102
400 and over	5	5	8	2,450	2,900	4,625	5	5	25,158	27,840	33,616	5	4	8	1,940	2,500	11,170	4	7	1,100	7,515
Forrest																					
Total	1,159	1,043	879	36,549	37,855	32,647	1,075	989	241,738	246,471	228,316	1,064	926	883	80,304	74,144	62,651	447	393	38,770	26,659
None							11	4	1,151	438	1,007	10	4	8	402	176	767	5	6	322	358
Under 25	652	497	751	9,520	7,474	16,228	584	451	52,091	37,245	101,752	572	419	747	21,605	14,125	34,084	202	300	8,259	10,684
25-49	371	373		11,609	12,170		351	363	64,745	66,404		352	340		21,530	20,262		161		6,524	
50-99	107	155	88	6,352	8,046	5,355	101	135	32,066	47,304	32,953	101	127	88	8,786	11,517	10,362	60	56	4,774	4,691
100-199	20	24	28	2,283	2,940	3,324	19	22	13,695	22,116	25,600	20	22	28	3,881	5,714	5,313	11	19	3,091	2,197
200 and over	9	14	12	6,785	7,225	7,740	9	14	77,990	72,964	67,004	9	14	12	24,100	22,350	12,125	8	12	15,800	8,729
Franklin																					
Total	1,593	1,816	1,474	45,999	51,060	40,730	1,507	1,763	220,612	158,756	197,839	1,492	1,721	1,431	67,481	67,415	57,368	775	501	23,740	14,024
None							7		1,050		210	7		2	202		70	2	1	50	7
Under 25	697	931	1,280	10,137	13,478	28,039	619	868	51,449	36,605	134,316	607	857	1,235	21,951	23,338	42,869	225	412	9,014	10,537
25-49	684	633		21,881	20,054		671	625	105,181	61,362		669	617		29,881	25,633		415		9,642	
50-99	185	216	177	10,951	12,640	10,646	183	215	48,542	44,914	51,328	182	213	177	12,124	14,114	12,602	117	80	3,945	3,005
100 and over	27	36	17	3,030	4,888	2,045	27	35	14,390	15,875	11,985	27	34	17	3,323	4,330	1,827	16	8	1,089	475
George																					
Total	895	941	800	37,045	29,015	25,260	816	898	222,973	126,249	202,599	794	861	798	56,191	42,373	46,645	429	515	24,060	23,046
None							8		3,689			6		1	251		25	6	2	328	26
Under 25	370	451	667	5,415	6,841	14,797	319	413	28,891	25,156	118,468	296	391	864	10,481	12,087	32,077	119	404	3,632	15,000
25-49	286	330		9,370	10,758		282	327	48,759	47,052		263	316		14,172	14,995		159		4,310	
50-99	172	138	102	10,666	8,436	6,136	163	136	57,293	39,918	48,600	164	133	102	15,306	10,651	9,240	114	83	6,581	5,643
100-199	50	19	25	6,074	2,280	2,862	48	19	40,371	11,683	23,781	48	18	25	7,456	3,560	4,405	37	21	3,799	1,986
200-399	12	3	6	2,570	700	1,465	12	3	17,010	2,440	11,750	12	3	6	3,225	1,080	898	10	5	1,310	391
400 and over	5			2,950			4		26,960			5			5,300			4		4,100	
Greene																					
Total	888	1,018	860	22,954	28,130	22,352	846	997	148,229	75,821	112,002	793	640	842	39,179	38,180	47,429	379	330	13,807	14,359
None							3	1	1,155	50	65	2	2	2	536	52	63	2	2	515	160
Under 25	473	526	781	6,926	8,348	16,250	438	509	47,577	23,076	76,919	394	311	761	13,497	12,532	38,172	153	288	3,678	11,036
25-49	325	364		10,316	11,354		316	360	64,847	29,981		310	240		16,876	15,689		167		5,712	
50-99	81	114	63	4,797	6,642	3,632	80	113	27,365	18,474	17,985	78	77	63	7,176	8,012	5,784	50	33	3,384	1,890
100 and over	9	14	16	915	1,786	2,470	9	14	7,285	4,240	17,033	9	10	16	1,094	1,895	3,410	7	6	518	1,273
Grenada																					
Total	2,013	1,889	1,811	48,991	50,436	45,722	1,830	1,750	217,491	149,841	219,454	1,778	1,593	1,772	76,553	69,303	66,660	369	530	10,379	14,493
None							6	1	318	15		7	2	2	242	65	29	1		100	
Under 25	1,196	1,031	1,614	16,336	14,954	31,191	1,046	916	70,124	32,851	141,670	994	813	1,576	28,560	22,136	48,686	152	436	2,337	9,458
25-49	630	631		20,069	19,849		597	610	90,702	56,680		596	561		31,066	26,993		156		4,280	
50-99	166	203	155	9,634	12,170	9,346	160	200	41,288	44,230	48,234	160	196	154	12,736	16,139	12,346	52	72	2,102	3,453
100-199	16	20	38	1,800	2,263	4,275	16	19	7,479	8,045	23,450	16	17	37	2,134	2,390	4,349	5	18	420	1,123
200 and over	5	4	4	1,152	1,200	910	5	4	7,580	8,040	6,100	5	4	3	1,815	1,580	1,250	3	4	1,140	459
Hancock																					
Total	460	694	515	15,860	17,204	19,869	443	632	92,845	57,858	109,476	412	641	511	27,761	25,013	33,287	154	182	15,105	11,688
None							1		40		1,668	3		4	4,032		1,350	2	2	4,015	512
Under 25	252	479	406	3,653	6,944	8,807	240	436	16,064	16,858	46,479	221	434	399	6,923	11,613	15,675	63	109	2,430	4,069
25-49	133	161		4,208	4,944		129	144	17,971	14,892		118	155		5,136	7,507		44		1,401	

COUNTY TABLE 1.—CHICKENS ON FARMS 1940, 1935, AND 1930; CHICKEN EGGS PRODUCED AND CHICKENS RAISED 1939, 1934, AND 1929; AND CHICKENS SOLD, 1939 AND 1929; CLASSIFIED BY NUMBER ON HAND—Continued

(Chickens on hand over 4 months old Apr. 1, 1940 and over 3 months old Jan. 1, 1935 and Apr. 1, 1930)

STATE OR COUNTY AND NUMBER OF CHICKENS ON HAND	CHICKENS ON HAND						CHICKEN EGGS PRODUCED					CHICKENS RAISED						CHICKENS SOLD			
	Farms reporting			Number			Farms reporting		Dozens			Farms reporting			Number			Farms reporting		Number	
	1940 (Apr.1)	1935 (Jan.1)	1930 (Apr.1)	1940 (Apr. 1)	1935 (Jan. 1)	1930 (Apr. 1)	1939	1934	1939	1934	1929	1939	1934	1929	1939	1934	1929	1939	1929	1939	1929
MISSISSIPPI—Con.																					
Hancock—Con.																					
50-99	54	36	79	3,419	2,025	4,842	54	34	15,058	6,111	24,871	50	34	78	4,485	2,583	7,700	32	46	2,299	2,697
100-199	16	14	16	2,030	1,641	2,000	14	14	12,952	5,967	10,707	15	14	16	3,885	2,360	2,234	8	11	2,735	835
200-399	1	2	10	350	450	2,170	1	2	2,240	5,690	13,605	1	2	10	200	250	4,335	1	10	50	2,450
400 and over	4	2	4	2,200	1,200	2,050	4	2	28,520	8,340	12,146	4	2	4	3,100	700	1,993	4	4	2,175	1,125
Harrison																					
Total	798	989	658	34,847	35,224	41,250	714	794	225,134	203,602	317,920	696	685	652	66,884	49,059	77,294	230	341	41,691	36,610
None	—	—	—	—	—	—	2	7	176	4,969	240	8	5	3	621	270	120	2	4	96	124
Under 25	430	570	455	5,268	7,485	11,189	378	407	32,752	27,779	72,646	357	340	447	11,251	13,719	24,201	66	187	3,195	7,831
25-49	212	272		6,783	8,800		191	243	43,175	41,388		189	222		13,137	12,316		73		4,724	
50-99	90	91	126	5,238	5,304	7,960	80	83	30,564	20,319	53,389	78	67	125	13,421	6,437	14,485	44	85	9,548	5,666
100-199	37	30	37	4,540	3,737	4,552	34	29	31,422	26,878	30,112	36	27	37	6,920	5,422	9,296	20	31	7,593	4,831
200-399	13	19	25	3,265	5,298	5,986	13	18	16,204	36,360	52,466	12	18	25	12,045	6,695	7,490	10	20	10,088	2,929
400-799	12	4	(1)	5,553	1,700	(1)	12	4	40,136	15,470	(1)	12	3	(1)	6,389	1,900	(1)	11	(1)	4,197	(1)
800 and over	4	3	(1)	4,200	2,900	(1)	4	3	30,705	30,439	(1)	4	3	(1)	3,100	2,300	(1)	4	(1)	2,250	(1)
400-699	11	4	6	4,853	1,700	2,620	11	4	35,136	15,470	20,715	11	3	6	5,389	1,900	4,835	10	5	3,197	2,005
700 and over	5	3	9	4,900	2,900	8,943	5	3	35,705	30,439	88,352	5	3	9	4,100	2,300	16,867	5	9	3,250	13,224
Hinds																					
Total	4,931	6,201	5,078	110,580	140,844	122,415	4,677	5,892	480,201	443,919	664,222	4,454	5,314	5,085	216,236	213,543	233,715	1,062	1,767	39,418	68,243
None	—	—	—	—	—	—	20	10	1,188	652	2,452	33	10	89	1,109	245	2,024	5	9	207	382
Under 25	3,350	4,407	4,615	40,425	56,419	79,493	3,115	4,129	178,366	174,172	406,479	2,941	3,667	4,536	92,013	92,241	161,902	591	1,496	10,754	38,029
25-49	1,208	1,340		39,026	40,889		1,176	1,309	181,716	128,933		1,125	1,223		70,651	62,311		344		11,285	
50-99	324	366	366	19,200	21,987	22,192	317	360	81,814	72,226	115,043	313	334	363	33,248	28,940	32,953	107	199	9,134	10,633
100-199	34	67	70	3,769	7,809	8,430	34	65	21,174	27,964	46,031	28	60	70	10,210	7,686	12,856	9	41	6,506	4,957
200 and over	15	21	27	8,160	13,740	12,300	15	19	15,943	39,972	94,217	14	20	27	9,005	22,120	23,980	6	22	1,532	14,242
Holmes																					
Total	5,422	5,509	5,256	112,650	112,132	92,501	5,179	5,305	482,242	413,370	377,837	4,851	4,995	5,143	185,304	220,909	167,016	502	955	13,601	22,417
None	—	—	—	—	—	—	9	—	1,752	—	392	9	1	25	319	175	685	1	5	14	150
Under 25	3,763	3,952	5,014	46,075	53,415	76,855	3,548	3,762	206,082	183,214	306,909	3,324	3,500	4,878	90,292	112,676	140,741	234	825	4,433	16,122
25-49	1,290	1,243		40,629	37,547		1,264	1,234	178,417	142,110		1,189	1,189		59,647	71,491		189		4,843	
50-99	297	276	217	17,313	16,135	12,829	290	271	67,990	70,538	54,243	267	267	215	23,517	29,517	21,830	65	111	2,447	4,986
100-199	69	33	24	7,893	3,585	2,567	65	33	24,241	11,783	14,733	62	38	25	11,529	7,050	3,760	13	14	1,864	1,159
200 and over	3	5	1	740	1,450	250	3	5	3,760	5,725	1,560										
Humphreys																					
Total	3,524	3,542	3,965	73,810	73,880	70,955	3,361	3,392	309,715	202,328	400,267	3,014	3,279	3,845	135,045	141,837	104,546	206	199	7,108	6,805
None	—	—	—	—	—	—	7	—	474	—	170	13	—	16	344	—	118	3	—	49	—
Under 25	2,462	2,483	3,781	28,234	33,369	57,957	2,308	2,378	111,521	90,175	334,072	2,015	2,247	3,646	55,854	69,335	89,266	89	169	1,830	4,969
25-49	757	846		24,138	25,727		745	815	108,588	76,415		700	823		43,787	50,329		75		3,230	
50-99	257	176	156	14,973	10,284	9,485	254	167	61,728	27,234	48,565	240	173	155	25,830	16,279	11,351	34	21	1,789	1,164
100-199	39	34	24	4,215	3,900	2,663	38	29	17,716	7,754	13,410	37	33	24	5,480	5,194	3,011	5	9	210	672
200 and over	9	3	4	2,250	600	850	9	3	9,688	750	4,050	9	3	4	3,750	700	800				

Issaquena																				
Total	1,010	1,040	971	23,034	22,269	16,364	936	945	59,655	60,325	77,426	899	537	965	41,360	31,816	25,974	23	42	1,479	1,259
None							1		60			2		1	24		12				
Under 25	702	759	920	7,886	10,664	12,972	641	686	18,898	27,922	60,157	605	355	913	14,749	17,010	21,554	9	33	261	849
25-49	202	215		6,532	6,610		191	196	16,089	17,706		190	133		11,206	10,622		8		318	
50-99	83	53	46	4,996	3,020	2,872	80	50	14,717	10,178	14,449	80	40	46	7,656	3,409	3,768	3	8	570	398
100-199	17	11	5	1,970	1,175	520	17	11	5,976	4,069	2,820	16	9	5	2,700	775	640	3	1	330	12
200 and over	6	2		1,650	800		6	2	3,915	450		6			5,025						
Itawamba																					
Total	3,255	3,463	3,080	85,829	125,655	83,322	3,159	3,364	551,600	684,917	531,156	2,788	3,293	3,081	115,197	171,079	143,628	1,487	1,913	36,535	53,529
None							20	1	2,920	40	500	13	2	8	594	70	225	12	7	1,210	182
Under 25	1,741	1,182	2,749	25,572	18,863	59,646	1,649	1,114	169,698	86,367	385,975	1,369	1,065	2,743	43,251	31,342	113,297	681	1,639	13,862	40,772
25-49	1,183	1,565		37,299	50,699		1,164	1,534	225,990	255,758		1,102	1,525		48,577	75,553		594		12,901	
50-99	281	575	292	16,644	33,715	17,279	277	574	104,912	185,250	100,133	257	562	292	17,322	41,845	23,251	166	232	5,613	9,204
100-199	45	107	26	4,849	12,368	3,081	44	107	37,545	85,262	19,753	42	105	25	4,433	13,149	3,460	29	23	1,864	1,516
200 and over	5	34	13	1,465	10,010	3,316	5	34	10,535	72,240	24,795	5	34	13	1,020	9,120	3,375	5	12	1,085	1,855
Jackson																					
Total	618	889	504	38,927	38,114	29,317	575	832	364,699	257,140	203,341	549	756	488	70,081	48,572	56,618	253	280	38,077	28,129
None							8		1,882		740	11	2	3	785	175	225	7	3	349	205
Under 25	270	466	364	3,996	6,800	8,057	234	420	35,136	26,751	55,543	221	365	347	13,224	11,984	20,049	61	181	7,701	9,523
25-49	161	257		5,040	8,001		152	248	39,882	39,966		141	233		9,545	11,463		58		3,833	
50-99	87	105	82	5,232	6,192	5,066	83	104	45,028	40,821	32,743	81	99	81	12,509	7,260	9,363	52	53	7,384	4,995
100-199	47	35	36	5,844	4,371	4,601	45	35	44,248	28,365	29,331	44	34	35	9,112	5,565	6,506	34	27	5,236	3,417
200-399	37	14	12	9,065	3,575	3,047	37	13	85,388	20,882	20,533	35	11	12	14,136	4,175	8,275	29	10	7,444	5,035
400-799	11	8	(1)	5,100	4,275	(1)	11	8	61,207	34,995	(1)	11	8	(1)	4,770	3,550	(1)	7	(1)	1,930	(1)
800 and over	5	4	(1)	4,650	4,900	(1)	5	4	51,928	65,360	(1)	5	4	(1)	6,000	4,400	(1)	5	(1)	4,200	(1)
400-699	11	7	6	5,100	3,575	3,046	11	7	61,207	30,745	23,651	11	7	6	4,770	3,350	3,050	7	2	1,930	454
700 and over	5	5	4	4,650	5,600	5,500	5	5	51,928	69,610	40,800	5	5	4	6,000	4,600	9,150	5	4	4,200	4,500
Jasper																					
Total	2,964	3,082	2,738	88,317	79,136	62,253	2,877	2,992	578,903	364,918	424,549	2,831	2,845	2,734	152,582	115,765	110,534	1,065	1,018	38,442	27,805
None							6		732		556	8	1	3	217	15	205	4	4	96	154
Under 25	1,466	1,769	2,541	20,719	24,275	50,385	1,395	1,690	133,407	102,046	346,976	1,356	1,561	2,534	44,839	40,500	92,517	355	885	7,534	21,420
25-49	1,063	989		34,303	31,404		1,046	980	224,218	149,575		1,039	966		57,460	47,104		462		12,846	
50-99	350	279	188	20,785	16,451	10,762	345	278	134,360	76,432	69,175	343	274	188	31,873	21,195	16,437	187	122	9,891	5,491
100-199	70	33	8	8,285	3,640	906	70	33	51,688	17,876	6,017	70	32	8	10,148	4,060	1,225	47	6	3,550	690
200 and over	15	12	1	4,225	3,366	200	15	11	34,498	18,989	1,825	15	11	1	8,045	2,891	150	10	1	4,525	50
Jefferson																					
Total	2,138	2,437	2,263	49,087	54,222	54,133	2,028	2,254	183,430	159,027	255,035	2,033	2,206	2,248	86,827	73,895	105,815	605	972	16,049	34,013
None							9	6	376	200	18	12	7	2	653	116	75	4	2	420	34
Under 25	1,336	1,632	2,037	16,864	21,162	36,345	1,238	1,461	62,613	48,145	149,775	1,234	1,416	2,024	32,076	30,337	71,144	283	838	3,895	19,170
25-49	618	590		19,436	18,401		600	575	74,175	53,634		611	575		35,816	25,563		236		7,232	
50-99	159	189	180	9,435	11,122	10,485	156	186	33,517	40,443	62,125	153	184	178	14,058	14,069	21,961	70	102	3,170	8,173
100-199	21	23	37	2,367	2,687	4,003	21	23	9,729	10,439	23,091	19	21	36	3,129	2,920	6,900	9	22	992	3,265
200 and over	4	3	9	985	850	3,300	4	3	3,020	6,166	20,026	4	3	8	1,095	890	5,735	3	8	340	3,371
Jefferson Davis																					
Total	2,417	2,573	2,369	57,714	73,302	52,833	2,275	2,523	312,828	194,354	251,651	2,241	2,507	2,315	119,773	125,975	120,308	491	887	12,995	24,232
None							4		163		50	5		3	210		205	2	1	14	50
Under 25	1,438	1,232	2,189	19,428	18,374	40,404	1,332	1,190	110,480	44,184	185,185	1,302	1,175	2,134	48,613	36,963	99,136	190	763	3,601	18,513
25-49	765	997		23,944	31,917		732	991	132,716	84,982		728	992		48,485	55,410		207		5,255	
50-99	183	300	160	10,662	17,757	9,814	176	298	52,970	52,384	49,939	175	296	158	17,460	26,512	17,402	72	111	2,895	4,748
100 and over	31	44	20	3,680	5,254	2,615	31	44	16,499	12,804	16,477	31	40	20	5,005	7,090	3,565	20	12	1,230	921

[1] Comparison with later censuses may be found in groups below beginning with 400-699.

COUNTY TABLE 1.—CHICKENS ON FARMS 1940, 1935, AND 1930; CHICKEN EGGS PRODUCED AND CHICKENS RAISED 1939, 1934, AND 1929; AND CHICKENS SOLD, 1939 AND 1929; CLASSIFIED BY NUMBER ON HAND—Continued

(Chickens on hand over 4 months old Apr. 1, 1940 and over 3 months old Jan. 1, 1935 and Apr. 1, 1930)

STATE OR COUNTY AND NUMBER OF CHICKENS ON HAND	CHICKENS ON HAND						CHICKEN EGGS PRODUCED					CHICKENS RAISED						CHICKENS SOLD			
	Farms reporting			Number			Farms reporting		Dozens			Farms reporting			Number			Farms reporting		Number	
	1940 (Apr.1)	1935 (Jan.1)	1930 (Apr.1)	1940 (Apr. 1)	1935 (Jan. 1)	1930 (Apr. 1)	1939	1934	1939	1934	1929	1939	1934	1929	1939	1934	1929	1939	1929	1939	1929
MISSISSIPPI—Con.																					
Jones																					
Total	3,538	3,585	2,988	101,471	101,505	80,195	3,185	3,410	635,800	480,384	580,596	3,083	3,213	2,921	168,709	141,804	133,367	1,236	1,318	50,654	53,301
None	-----	-----	-----	-------	-------	-------	19	1	2,161	52	350	24	5	7	757	185	213	16	4	417	126
Under 25	1,962	2,030	2,713	28,224	30,001	53,233	1,677	1,869	155,622	129,508	370,004	1,593	1,716	2,639	55,550	49,777	96,164	528	1,128	13,685	34,987
25-49	1,197	1,178		37,609	37,140		1,129	1,166	195,298	158,289		1,110	1,137		62,582	54,205		486		18,590	
50-99	294	296	200	17,084	17,515	12,041	276	293	90,095	98,808	85,103	275	281	200	23,993	22,335	17,368	150	128	7,786	7,998
100-199	63	55	53	7,538	6,794	6,426	62	55	51,859	33,246	46,857	60	49	53	10,619	5,734	9,746	38	43	4,216	5,805
200-399	17	19	16	4,116	4,630	4,036	17	19	33,165	17,693	32,026	17	19	16	5,508	3,457	4,476	18	15	5,960	4,385
400 and over	5	7	6	6,900	5,425	4,459	5	7	107,600	42,788	46,256	4	6	6	9,700	6,111	5,400				
Kemper																					
Total	3,175	3,592	3,215	75,169	87,319	72,086	3,092	3,498	320,145	313,698	339,909	3,003	3,425	3,205	128,832	155,301	148,097	1,487	921	30,225	27,808
None	-----	-----	-----	-------	-------	-------	7	2	596	40	12	6	3	2	91	77	28	2	-----	16	-------
Under 25	1,880	2,127	2,965	25,786	29,194	56,417	1,809	2,037	105,446	93,974	256,438	1,726	1,970	2,955	48,865	56,132	121,730	633	791	8,885	20,074
25-49	1,026	1,170		32,325	37,187		1,011	1,164	136,875	138,382		1,007	1,159		54,030	66,202		658		14,051	
50-99	244	277	232	14,191	16,188	13,502	241	277	60,597	61,934	67,396	240	275	232	22,426	25,725	22,989	178	120	6,254	6,209
100 and over	25	18	18	2,867	4,750	2,167	24	18	16,631	19,368	16,063	24	18	16	3,420	7,165	3,350	16	10	1,019	1,525
Lafayette																					
Total	2,997	3,135	2,951	70,807	91,418	69,943	2,916	3,037	368,064	352,192	458,933	2,635	2,964	2,943	102,454	146,045	134,044	663	977	21,856	33,113
None	-----	-----	-----	-------	-------	-------	14	1	930	75	588	13	1	7	322	38	274	7	7	290	245
Under 25	1,818	1,442	2,684	24,043	20,183	52,076	1,745	1,369	142,436	72,902	345,800	1,519	1,320	2,670	39,626	39,916	105,075	286	814	6,518	23,917
25-49	910	1,218		28,639	39,708		893	1,200	142,860	148,022		846	1,182		38,639	62,588		264		7,307	
50-99	240	424	236	14,360	24,883	14,015	235	419	60,490	94,006	86,835	228	414	235	18,827	35,363	21,751	91	132	5,659	6,333
100-199	26	45	27	3,065	5,142	2,928	26	43	15,448	26,887	19,235	26	42	27	4,340	6,785	5,381	15	24	2,082	2,618
200 and over	3	6	4	700	1,502	924	3	5	5,900	10,300	6,475	3	5	4	700	1,355	1,583				
Lamar																					
Total	1,257	1,281	1,075	35,519	38,355	35,607	1,176	1,221	239,209	157,250	218,509	1,123	1,218	1,069	67,214	69,562	61,651	489	551	27,821	26,372
None	-----	-----	-----	-------	-------	-------	2	-----	208	-------	120	4	-----	1	510	-------	32	3	2	465	207
Under 25	641	614	922	9,385	10,123	20,690	582	559	64,754	34,099	121,523	540	561	916	18,628	17,404	42,228	167	423	5,020	16,960
25-49	478	510		15,215	16,412		456	505	95,174	65,051		445	500		23,566	28,258		219		6,714	
50-99	108	130	111	6,384	7,788	6,465	107	130	44,149	35,290	38,827	104	130	111	13,500	11,140	8,918	76	74	8,089	3,470
100-199	26	20	28	3,255	2,212	3,632	25	20	23,074	12,821	22,949	26	20	27	7,610	8,235	2,942	21	21	4,375	1,620
200 and over	4	7	14	1,280	1,820	4,820	4	7	11,850	9,989	35,090	4	7	14	3,400	4,525	7,551	3	11	3,160	4,115
Lauderdale																					
Total	2,561	3,298	2,801	66,448	86,121	68,430	2,471	3,136	306,193	340,192	447,263	2,393	3,030	2,798	110,116	115,318	128,356	359	1,149	18,216	42,159
None	-----	-----	-----	-------	-------	-------	9	2	504	39	5,535	11	3	13	532	57	1,251	1	10	25	934
Under 25	1,545	1,860	2,563	20,921	25,561	47,769	1,465	1,733	94,566	85,325	293,572	1,407	1,638	2,550	39,262	39,551	97,985	140	988	2,413	28,921
25-49	783	1,079		24,431	33,352		766	1,048	103,831	138,225		750	1,039		39,507	46,728		134		5,348	
50-99	181	316	196	10,706	18,718	11,474	180	310	43,571	67,054	71,430	174	309	195	15,730	21,878	16,083	60	122	4,781	5,927
100-199	41	32	31	4,804	3,565	3,852	40	32	20,801	15,459	23,141	40	30	29	6,440	3,639	6,004	17	21	1,814	2,829
200 and over	11	11	11	5,586	4,925	5,335	11	11	42,920	34,090	53,585	11	11	11	8,645	3,465	7,033	7	8	3,835	3,548

Lawrence																				
Total	2,029	2,041	1,732	47,300	50,538	41,219	1,902	1,979	159,893	184,093	169,056	1,838	1,800	1,725	85,339	71,746	76,256	288	295	9,198	10,413
None							5	1	3,439	20	42	9	1	1	316	15	9	4		140	
Under 25	1,237	1,194	1,581	17,889	17,288	31,699	1,136	1,132	56,208	52,385	127,481	1,059	1,000	1,574	34,356	25,897	62,624	126	238	2,379	7,601
25-49	650	660		20,177	20,380		620	659	68,092	66,696		631	619		37,501	28,787		120		4,993	
50-99	125	168	139	7,299	9,735	7,980	124	168	25,889	37,687	34,436	122	161	139	10,736	12,597	11,753	33	53	1,396	2,307
100 and over	17	19	12	1,935	3,135	1,540	17	19	6,265	27,305	7,097	17	19	11	2,430	4,450	1,870	5	4	290	505
Leake																					
Total	3,772	3,566	3,490	95,651	98,308	84,127	3,605	3,426	513,963	430,948	451,192	3,395	3,399	3,449	191,683	180,979	190,912	1,765	2,052	47,135	57,039
None							9	2	615	445		10	3	1	274	86	100	8	1	274	70
Under 25	2,069	1,697	3,244	29,778	25,435	67,769	1,926	1,582	159,170	100,652	357,951	1,792	1,557	3,203	70,047	52,798	162,825	771	1,840	14,683	47,454
25-49	1,346	1,492		43,230	47,053		1,318	1,470	228,297	213,960		1,255	1,466		82,443	88,078		761		20,465	
50-99	324	330	216	18,887	19,535	12,727	319	327	101,966	91,214	70,609	305	328	215	33,369	31,754	21,952	207	168	10,053	6,844
100 and over	33	47	30	3,756	6,285	3,631	33	45	25,915	24,677	22,632	33	45	30	5,550	8,263	6,035	18	23	1,660	2,671
Lee																					
Total	4,318	4,760	4,741	107,866	159,851	132,725	4,060	4,603	692,996	648,671	903,512	3,852	4,554	4,727	197,907	268,501	242,120	1,796	2,464	51,412	74,556
None							21	1	1,788	10	455	35	2	4	1,380	140	175	19	3	652	70
Under 25	2,444	1,808	4,153	32,867	27,179	90,977	2,232	1,676	215,078	100,973	648,664	2,110	1,659	4,136	80,084	52,539	184,204	790	2,029	18,243	55,218
25-49	1,450	1,926		45,471	62,528		1,398	1,908	289,820	247,842		1,301	1,900		75,993	107,182		746		20,752	
50-99	366	888	515	21,603	52,508	30,399	351	883	136,407	218,210	199,390	348	877	515	30,172	79,943	46,796	211	377	7,923	16,554
100-199	50	121	63	5,825	13,471	7,299	50	119	36,873	60,305	43,578	50	120	63	7,988	16,562	9,275	25	48	3,092	3,519
200 and over	8	17	10	2,100	4,165	4,050	8	16	13,030	21,331	11,425	8	16	9	2,290	12,135	1,670	5	7	750	1,175
Leflore																					
Total	6,226	6,319	6,510	128,402	130,463	115,154	5,689	6,157	496,974	247,465	504,414	5,531	5,672	6,456	237,778	153,905	229,715	451	281	19,191	10,648
None							30		2,556		1,467	38	1	23	1,591	15	471	6	1	394	10
Under 25	4,348	4,573	6,272	51,464	62,211	96,046	3,848	4,419	209,236	123,114	399,935	3,675	4,011	6,180	107,196	82,988	197,858	225	236	5,528	6,432
25-49	1,458	1,413		46,152	43,173		1,402	1,405	168,362	75,623		1,406	1,342		79,611	46,011		144		3,730	
50-99	351	273	190	21,024	15,539	11,315	341	273	74,171	30,515	56,521	345	260	188	34,382	15,902	20,965	56	32	4,564	1,828
100-199	55	54	35	6,337	6,390	4,118	54	54	22,083	11,423	22,410	53	52	33	8,598	5,989	6,874	13	7	1,310	1,526
200 and over	14	6	13	3,425	3,150	3,675	14	6	20,566	6,790	24,081	14	6	12	6,400	3,000	3,547	7	5	3,665	852
Lincoln																					
Total	3,263	3,453	2,969	77,976	87,404	80,102	3,154	3,211	402,228	319,420	496,771	3,025	3,219	2,892	130,660	139,281	133,395	942	1,015	29,577	38,168
None							6	19	626	771	1,045	8	15	13	1,617	521	371	9	4	1,617	54
Under 25	1,972	1,927	2,673	27,841	27,037	53,858	1,884	1,710	150,710	92,003	345,125	1,764	1,718	2,586	54,223	52,285	97,444	482	834	11,219	25,762
25-49	1,019	1,209		31,829	38,093		999	1,175	163,010	135,825		994	1,173		50,147	58,987		346		9,812	
50-99	238	284	252	13,874	16,619	15,023	233	275	66,788	63,907	84,780	227	281	250	18,611	21,378	21,834	87	149	4,563	7,155
100-199	30	23	31	3,462	2,510	3,566	28	22	16,557	9,358	23,142	28	22	31	4,975	2,755	4,541	15	17	1,816	1,227
200 and over	4	10	13	970	3,145	7,655	4	10	4,537	17,556	42,679	4	10	12	1,087	3,355	9,205	3	11	550	3,970
Lowndes																					
Total	2,918	3,218	2,579	62,233	70,470	50,981	2,709	2,939	315,300	284,619	360,491	2,642	2,808	2,569	127,559	117,860	107,781	786	583	25,952	19,595
None							14	1	1,145	40	932	21	2	3	759	65	272	9	2	162	240
Under 25	1,993	2,187	2,442	24,568	27,619	39,077	1,803	1,923	116,011	91,514	272,110	1,733	1,804	2,429	55,361	46,031	87,820	437	519	8,963	14,375
25-49	721	793		22,665	25,230		694	777	118,608	107,793		691	769		45,274	44,748		255		8,559	
50-99	168	203	104	9,861	11,750	6,127	163	203	50,419	59,512	36,796	164	200	104	19,615	19,776	10,379	69	46	6,108	2,574
100-199	31	26	27	3,614	3,021	2,977	30	26	17,717	12,655	16,421	29	25	27	4,675	3,560	4,925	16	16	2,160	2,406
200 and over	5	9	6	1,525	2,850	2,800	5	9	11,400	13,105	34,232	4	8	6	1,875	3,680	4,385				
Madison																					
Total	4,798	5,401	5,046	96,879	119,009	101,749	4,529	5,021	389,159	349,501	499,675	4,367	4,497	5,001	216,933	173,271	227,923	510	1,150	35,418	51,422
None							8	4	656	56	660	11	5	5	443	145	155	1	2	9	50
Under 25	3,508	3,828	4,725	44,229	52,760	76,683	3,283	3,516	162,486	146,389	366,045	3,125	3,091	4,677	106,695	78,554	178,245	251	967	9,265	28,220
25-49	1,009	1,196		31,345	36,910		972	1,139	124,400	102,996		957	1,080		68,388	53,764		173		14,398	
50-99	228	311	261	13,385	18,711	15,607	213	298	54,992	58,571	82,133	221	266	260	27,612	26,087	30,386	65	142	7,951	11,340
100-199	40	51	44	4,780	5,740	5,174	40	49	26,715	18,545	27,062	40	41	44	8,070	8,991	8,121	12	27	1,405	3,177
200 and over	13	15	16	3,140	4,888	4,285	13	15	19,910	22,944	23,775	13	14	15	5,725	5,730	11,016	8	12	2,390	8,635

COUNTY TABLE 1.—CHICKENS ON FARMS 1940, 1935, AND 1930; CHICKEN EGGS PRODUCED AND CHICKENS RAISED 1939, 1934, AND 1929; AND CHICKENS SOLD, 1939 AND 1929; CLASSIFIED BY NUMBER ON HAND—Continued

(Chickens on hand over 4 months old Apr. 1, 1940 and over 3 months old Jan. 1, 1935 and Apr. 1, 1930)

STATE OR COUNTY AND NUMBER OF CHICKENS ON HAND	CHICKENS ON HAND						CHICKEN EGGS PRODUCED					CHICKENS RAISED						CHICKENS SOLD			
	Farms reporting			Number			Farms reporting		Dozens			Farms reporting			Number			Farms reporting		Number	
	1940 (Apr. 1)	1935 (Jan. 1)	1930 (Apr. 1)	1940 (Apr. 1)	1935 (Jan. 1)	1930 (Apr. 1)	1939	1934	1939	1934	1929	1939	1934	1929	1939	1934	1929	1939	1929	1939	1929
MISSISSIPPI—Con.																					
Marion																					
Total	2,879	2,656	2,194	84,669	69,139	51,161	2,743	2,637	510,215	187,658	260,410	2,658	2,423	2,159	138,595	92,526	87,397	789	505	32,347	20,628
None	-----	-----	-----	-------	-------	-------	3	3	400	150	241	2	3	5	87	315	204	2	5	62	147
Under 25	1,360	1,454	2,049	19,389	21,609	38,525	1,270	1,434	130,133	54,890	183,390	1,198	1,282	2,009	39,194	32,481	66,677	254	415	5,826	10,740
25-49	1,127	958		36,121	29,972		1,088	956	218,088	81,059		1,079	913		58,879	39,444		358		12,877	
50-99	326	221	124	19,224	13,088	7,263	316	221	107,451	36,469	36,459	315	204	124	29,760	14,831	12,432	138	70	9,076	4,416
100-199	57	18	14	6,585	1,895	1,573	57	18	34,688	7,490	8,660	55	16	14	8,900	3,180	2,614	32	8	3,958	1,275
200 and over	9	5	7	3,350	2,575	3,800	9	5	19,455	7,600	31,660	9	5	7	1,775	2,275	5,470	5	7	548	4,050
Marshall																					
Total	3,649	4,213	3,530	72,517	102,542	77,745	3,505	4,083	391,567	289,410	387,255	3,407	3,705	3,545	141,411	149,642	152,003	761	819	24,181	27,623
None	-----	-----	-----	-------	-------	-------	22	5	3,051	120	119	22	6	22	457	266	229	9	2	243	19
Under 25	2,726	2,687	3,301	32,257	36,851	58,861	2,580	2,570	160,504	73,736	280,202	2,485	2,276	3,294	72,442	59,493	125,277	448	706	8,292	19,218
25-49	714	1,158		22,320	35,846		697	1,141	104,445	102,486		698	1,072		41,999	55,373		197		6,085	
50-99	169	308	186	9,998	18,034	11,194	166	308	52,284	58,001	59,114	163	295	186	15,477	24,631	17,680	83	86	4,009	4,026
100-199	29	46	32	3,746	5,525	4,023	29	46	27,257	17,085	22,961	28	44	32	4,495	6,131	4,275	14	18	1,525	950
200-399	6	11	7	1,796	2,836	1,597	6	10	19,259	7,747	10,366	6	9	7	3,841	2,008	1,382	5	4	2,327	575
400 and over	5	3	4	2,400	3,450	2,070	5	3	24,767	30,235	14,493	5	3	4	2,700	1,740	3,160	5	3	1,700	2,835
Monroe																					
Total	4,577	4,595	4,504	101,162	119,268	104,274	4,364	4,463	534,985	495,041	722,933	4,267	4,274	4,486	204,855	184,740	225,857	1,579	1,837	47,750	66,431
None	-----	-----	-----	-------	-------	-------	37	6	2,939	493	70	40	6	5	1,004	327	460	8	5	152	372
Under 25	3,019	2,604	4,117	39,509	35,965	76,648	2,803	2,492	198,091	136,840	545,201	2,729	2,337	4,096	91,177	63,417	174,434	803	1,570	15,279	46,122
25-49	1,201	1,501		37,601	47,654		1,177	1,479	202,526	206,125		1,152	1,451		70,883	75,222		556		17,655	
50-99	305	423	342	17,997	25,114	21,013	297	420	96,103	105,812	129,185	296	414	340	31,156	33,829	38,611	176	227	10,853	14,452
100 and over	52	67	45	6,055	10,535	6,613	50	66	35,326	45,771	48,477	50	66	45	10,635	11,945	12,352	36	35	3,811	5,485
Montgomery																					
Total	1,977	2,124	1,825	51,980	58,191	49,201	1,862	2,053	305,676	264,399	253,484	1,787	1,708	1,809	82,020	71,080	91,674	590	837	16,870	22,177
None	-----	-----	-----	-------	-------	-------	4	3	190	240	---------	4	3	-----	125	300	--------	2	-----	30	--------
Under 25	1,092	1,074	1,615	15,152	15,404	34,972	984	1,013	79,231	64,487	172,321	927	777	1,600	27,547	19,964	71,231	221	695	5,024	16,013
25-49	664	781		21,544	25,128		653	771	129,791	112,621		640	697		33,909	32,452		258		6,909	
50-99	192	242	185	11,354	14,174	10,958	192	240	68,427	71,971	60,202	187	206	184	14,921	15,499	17,315	93	127	3,637	5,246
100-199	25	24	23	2,924	2,735	2,796	25	23	19,816	12,830	17,671	25	22	23	4,112	2,245	2,378	13	13	970	536
200 and over	4	3	2	1,006	750	475	4	3	8,221	2,250	3,290	4	3	2	1,406	620	750	3	2	300	382
Neshoba																					
Total	4,010	4,167	3,757	103,176	108,494	83,003	3,904	4,054	587,185	383,185	609,231	3,857	3,977	3,721	197,646	184,374	180,235	2,293	2,051	66,709	52,974
None	-----	-----	-----	-------	-------	-------	20	26	1,607	1,770	565	26	26	7	808	1,058	256	17	7	308	135
Under 25	2,130	2,192	3,536	31,137	32,961	69,022	2,020	2,069	177,393	113,238	517,567	1,971	2,006	3,494	72,249	61,906	155,781	985	1,879	22,002	44,183
25-49	1,511	1,611		47,553	51,086		1,496	1,596	272,151	176,232		1,494	1,586		87,566	85,876		1,008		29,712	
50-99	332	330	200	19,617	19,417	11,373	331	329	104,955	66,057	70,733	329	325	199	31,256	29,929	20,733	252	149	12,690	7,292
100-199	34	27	19	3,969	3,055	2,061	34	27	22,647	13,328	15,446	34	27	19	4,167	3,305	2,835	31	16	1,997	1,364
200 and over	3	7	2	900	1,975	547	3	7	8,432	12,560	4,920	3	7	2	1,600	2,300	630				

Newton																				
Total	3,211	3,535	3,114	87,302	92,796	75,630	3,023	3,405	489,020	352,104	515,483	3,066	3,346	3,104	174,847	161,826	158,534	1,630	1,790	54,507	55,414
None							14	1	1,348	200	235	17	1	2	639	150	42	14	2	386	60
Under 25	1,623	1,817	2,894	24,490	26,579	61,650	1,485	1,702	135,290	89,830	428,741	1,506	1,655	2,882	62,391	53,152	136,674	670	1,623	19,245	46,470
25-49	1,237	1,349		39,386	42,803		1,188	1,335	229,725	170,043		1,199	1,324		73,548	75,996		716		21,408	
50-99	311	344	200	18,032	20,164	11,425	296	342	92,640	79,672	69,866	304	341	200	29,739	29,624	18,994	203	149	9,138	7,626
100-199	34	23	17	4,034	2,700	1,830	34	23	22,217	11,159	10,621	34	23	17	6,555	2,755	2,324	22	13	3,475	1,084
200 and over	6	2	3	1,360	550	725	6	2	7,800	1,200	6,020	6	2	3	1,975	149	500	5	3	855	174
Noxubee																					
Total	3,611	4,009	3,569	65,767	75,550	62,557	3,440	3,853	247,388	243,502	251,874	3,273	3,763	3,557	133,817	151,118	145,651	597	707	14,529	25,392
None							10	4	461	288	32	10	3	2	288	250	22	3		61	
Under 25	2,778	3,090	3,405	31,868	38,468	47,996	2,615	2,939	106,801	101,083	172,805	2,445	2,859	3,392	69,173	79,261	119,004	331	638	5,138	17,473
25-49	642	710		19,976	21,832		629	702	73,503	67,104		651	696		39,445	46,005		184		4,614	
50-99	157	168	123	9,443	9,650	7,630	153	168	41,320	47,795	35,533	154	167	122	17,917	18,332	15,293	62	48	2,949	3,420
100-199	28	34	35	3,247	3,875	4,081	27	34	15,043	15,094	21,925	27	33	35	5,460	5,320	6,382	14	17	1,167	1,649
200 and over	6	7	6	1,233	1,725	2,850	6	6	10,260	12,138	21,579	6	5	6	1,534	1,950	4,950	3	4	600	2,850
Oktibbeha																					
Total	2,490	3,008	2,449	45,940	71,509	53,096	2,401	2,898	220,427	228,897	294,162	2,248	2,721	2,436	91,731	128,130	104,459	520	872	19,784	29,090
None							10	1	281	1		9	1	5	178	25	61	4		87	
Under 25	1,877	1,963	2,277	22,490	26,640	39,231	1,786	1,864	99,493	71,303	214,071	1,651	1,716	2,260	46,320	48,137	79,590	314	765	6,161	18,503
25-49	516	799		15,925	25,176		510	789	77,928	82,492		494	766		28,051	44,850		165		5,775	
50-99	78	200	143	4,635	11,948	8,613	76	199	21,678	41,191	45,476	75	193	142	7,352	18,583	15,885	25	87	1,050	5,401
100-199	14	34	22	1,690	3,875	2,637	14	33	9,153	18,200	16,595	14	33	22	2,080	5,985	3,563	7	15	513	1,451
200 and over	5	12	7	1,200	3,870	2,615	5	12	11,894	15,710	18,020	5	12	7	7,750	10,550	5,360	5	7	6,200	3,735
Panola																					
Total	5,103	5,114	4,270	117,339	132,287	89,490	4,819	4,890	555,105	484,499	403,809	4,523	4,760	4,244	210,668	213,153	179,172	511	686	17,320	24,337
None							12	1	544	300	720	17	1	1	727	150	150	4	1	145	85
Under 25	3,235	2,944	3,983	41,953	42,468	68,638	2,990	2,770	181,101	136,235	299,042	2,752	2,676	3,957	84,806	72,016	142,349	191	558	3,992	16,600
25-49	1,467	1,642		48,597	51,296		1,428	1,597	227,986	178,381		1,364	1,566		81,786	84,724		207		6,141	
50-99	333	447	246	19,334	26,558	14,236	322	441	94,737	96,924	67,451	323	436	245	31,267	42,971	26,128	80	105	3,677	5,320
100-199	54	70	32	6,070	7,865	3,416	53	70	31,748	41,884	17,646	53	70	32	8,330	10,162	4,245	21	17	2,345	1,482
200 and over	14	11	9	3,385	4,100	3,200	14	11	18,989	30,775	18,950	14	11	9	3,752	3,130	6,300	8	5	1,020	850
Pearl River																					
Total	1,271	1,274	1,088	39,288	35,986	52,136	1,236	1,155	256,695	125,973	258,377	1,101	1,161	1,092	61,664	51,948	156,075	496	584	22,689	43,118
None							9		1,015		1,017	9		9	443		403	9	8	357	246
Under 25	729	680	909	10,827	10,687	19,649	695	578	71,374	33,955	121,977	590	593	906	19,247	19,748	96,398	218	448	5,878	19,717
25-49	359	437		11,318	14,025		351	424	71,373	47,776		329	417		18,042	18,463		157		5,887	
50-99	134	134	120	8,179	7,804	7,257	132	130	48,772	23,387	42,287	127	128	118	10,024	9,637	13,334	74	79	3,065	5,963
100-199	29	17	43	3,392	1,960	5,340	29	17	22,151	9,790	35,869	27	17	43	5,856	2,975	11,186	21	35	2,626	6,206
200 and over	20	6	16	5,572	1,510	19,890	20	6	42,010	11,065	57,227	19	6	16	8,050	1,125	34,754	17	14	4,876	10,986
Perry																					
Total	914	1,122	830	21,836	31,853	23,339	833	1,087	104,141	113,789	133,170	835	1,039	830	39,778	46,724	44,870	320	455	12,466	18,839
None							6	1	447	50	440	9	1	6	1,313	20	240	5	3	1,170	96
Under 25	570	586	748	8,057	8,806	15,464	497	540	34,689	28,233	86,563	493	517	742	16,683	16,501	34,653	147	395	3,521	13,852
25-49	269	428		8,435	14,110		256	419	38,840	52,646		261	419		13,972	19,552		116		4,397	
50-99	64	94	66	3,720	5,572	3,764	63	93	19,135	22,419	20,620	61	88	66	5,315	8,040	4,957	42	45	2,364	2,246
100 and over	11	14	16	1,624	3,365	4,111	11	14	11,030	10,441	25,547	11	14	16	2,495	2,611	5,020	10	12	1,014	2,645
Pike																					
Total	2,706	2,932	2,313	64,304	70,916	64,380	2,538	2,744	267,561	240,353	513,715	2,501	2,549	2,300	127,763	101,945	148,369	660	714	24,596	53,665
None							8	3	553	65	3,165	15	10	5	725	218	1,636	5	3	123	1,512
Under 25	1,679	1,798	2,055	22,455	24,079	39,988	1,528	1,628	92,654	65,427	305,436	1,493	1,451	2,037	55,729	38,465	82,375	290	559	9,561	18,853
25-49	776	872		24,439	27,118		753	855	102,629	96,099		746	836		43,918	41,103		251		6,817	
50-99	214	223	223	12,296	13,136	13,539	212	220	52,271	49,697	99,514	211	215	223	19,281	16,793	22,540	95	129	4,760	8,050
100-199	34	31	25	4,064	3,533	2,838	34	31	16,794	19,815	18,959	33	30	25	4,960	4,213	4,206	16	14	1,055	1,316
200 and over	3	8	10	1,050	3,050	8,015	3	7	2,660	9,250	86,641	3	7	10	3,150	1,155	37,612	3	9	2,280	23,934

COUNTY TABLE 1.—CHICKENS ON FARMS 1940, 1935, AND 1930; CHICKEN EGGS PRODUCED AND CHICKENS RAISED 1939, 1934, AND 1929; AND CHICKENS SOLD, 1939 AND 1929; CLASSIFIED BY NUMBER ON HAND—Continued

(Chickens on hand over 4 months old Apr. 1, 1940 and over 3 months old Jan. 1, 1935 and Apr. 1, 1930)

STATE OR COUNTY AND NUMBER OF CHICKENS ON HAND	CHICKENS ON HAND						CHICKEN EGGS PRODUCED					CHICKENS RAISED						CHICKENS SOLD			
	Farms reporting			Number			Farms reporting		Dozens			Farms reporting			Number			Farms reporting		Number	
	1940 (Apr.1)	1935 (Jan.1)	1930 (Apr1)	1940 (Apr. 1)	1935 (Jan. 1)	1930 (Apr. 1)	1939	1934	1939	1934	1929	1939	1934	1929	1939	1934	1929	1939	1929	1939	1929
MISSISSIPPI—Con.																					
Pontotoc																					
Total	3,554	3,793	3,715	83,946	119,556	90,367	3,449	3,705	505,853	369,696	586,478	3,415	3,464	3,720	196,872	201,119	205,482	1,989	2,500	59,598	76,470
None							19	8	1,429	169	1,031	28	10	16	1,214	330	737	14	14	431	550
Under 25	2,204	1,469	3,416	30,169	22,733	70,937	2,106	1,385	194,232	74,185	464,158	2,062	1,258	3,405	95,081	48,600	174,165	1,104	2,243	27,589	63,622
25-49	1,062	1,681		33,276	54,737		1,042	1,671	191,191	167,940		1,041	1,579		69,679	93,941		678		20,724	
50-99	234	585	275	13,599	34,280	16,155	228	583	72,442	98,628	97,366	230	560	275	21,475	50,659	25,715	152	222	6,606	9,672
100-199	49	53	20	5,577	5,956	2,315	49	53	32,239	16,403	13,073	49	52	20	6,783	6,389	2,715	36	17	2,648	1,186
200 and over	5	5	4	1,325	1,850	960	5	5	14,320	12,371	10,850	5	5	4	2,640	1,200	2,150	5	4	1,600	1,440
Prentiss																					
Total	2,934	3,178	3,133	74,372	107,540	77,503	2,813	3,148	396,383	397,559	494,130	2,781	2,828	3,127	136,520	178,699	170,802	1,822	1,823	48,501	59,199
None							14	1	1,211	30	1,280	17	1	11	663	30	512	13	8	387	142
Under 25	1,660	1,072	2,883	24,266	16,424	60,179	1,563	1,046	129,557	60,194	388,439	1,526	922	2,866	55,830	36,113	139,422	941	1,614	20,285	45,647
25-49	997	1,481		31,629	48,605		966	1,476	169,606	173,358		965	1,517		54,757	83,075		670		18,932	
50-99	254	558	221	14,883	33,382	13,104	247	558	74,098	127,655	73,109	250	521	221	20,387	48,294	22,764	179	179	7,194	8,645
100-199	18	53	23	2,034	5,844	2,720	18	53	13,816	23,526	16,342	18	53	23	2,363	8,262	4,304	15	17	775	2,235
200 and over	5	14	6	1,560	3,285	1,500	5	14	8,095	12,796	14,960	5	14	6	2,520	2,925	3,800	4	5	930	2,530
Quitman																					
Total	4,716	4,135	3,043	133,240	98,289	53,100	4,441	4,050	477,942	281,141	199,600	4,459	3,888	3,017	233,934	144,701	118,677	558	327	15,294	16,474
None							14	1	1,456	30	363	15	1	6	893	75	150	2	2	352	52
Under 25	2,398	2,483	2,945	32,186	36,979	46,154	2,194	2,410	129,183	104,688	169,845	2,192	2,015	2,913	70,212	65,341	98,599	285	295	4,319	8,985
25-49	1,630	1,357		51,545	41,272		1,558	1,346	161,717	120,073		1,579	1,133		88,004	56,145		154		4,493	
50-99	564	250	86	32,971	14,103	4,830	552	248	117,955	41,064	19,511	552	203	86	52,456	17,985	9,448	89	24	3,874	1,379
100-199	114	38	10	13,426	4,075	1,216	113	38	53,661	12,776	7,681	111	30	10	17,154	4,430	5,480	22	4	1,271	2,558
200 and over	10	7	2	3,112	1,860	900	10	7	13,970	2,510	2,200	10	6	2	5,215	725	5,000	6	2	985	3,500
Rankin																					
Total	3,219	3,264	2,661	90,392	93,947	72,029	3,062	3,057	504,000	408,317	390,557	3,005	2,993	2,658	296,757	159,522	120,459	864	1,049	182,027	39,083
None							12		7,168		461	16	1	8	33,039	40	351	12	3	31,350	120
Under 25	1,841	1,760	2,339	26,175	24,993	46,510	1,705	1,589	145,932	85,650	239,431	1,651	1,531	2,328	122,395	45,554	80,859	335	838	82,713	21,463
25-49	975	1,088		30,927	34,350		948	1,057	148,386	130,136		949	1,050		60,935	56,664		320		23,055	
50-99	319	329	261	19,101	19,524	15,882	314	325	101,344	92,322	87,183	308	325	261	43,461	29,447	23,281	146	162	21,071	8,864
100-199	63	61	48	7,654	6,870	5,942	62	60	45,520	35,614	35,597	60	61	48	19,852	9,921	9,648	33	34	11,998	4,761
200-399	17	20	10	3,885	4,935	2,445	17	20	29,763	32,525	15,785	17	20	10	12,975	11,126	4,120	14	9	10,125	2,425
400 and over	4	6	3	2,650	3,275	1,250	4	6	25,887	32,070	12,100	4	5	3	4,100	6,770	2,200	4	3	1,715	1,450
Scott																					
Total	2,935	3,052	2,598	86,089	85,683	65,347	2,874	2,975	645,773	416,156	464,530	2,795	2,861	2,581	265,381	141,281	118,128	1,121	1,304	159,686	41,343
None							13	8	4,705	986	100	18	9	1	48,564	284	20	12	1	48,996	15
Under 25	1,413	1,536	2,384	20,771	22,338	49,313	1,354	1,464	152,108	91,625	366,522	1,291	1,376	2,366	71,863	40,259	97,851	388	1,142	36,877	32,080
25-49	1,133	1,147		35,485	36,178		1,123	1,136	259,592	163,660		1,107	1,111		74,406	56,222		493		30,065	
50-99	331	311	187	19,678	18,384	10,871	327	309	126,939	95,489	65,030	323	308	187	38,173	28,387	15,364	184	139	19,518	6,543
100-199	45	47	18	5,632	5,223	2,225	44	47	41,514	33,811	13,802	43	46	18	22,845	8,904	2,783	34	14	16,390	1,343
200-399	10	10	6	2,780	2,710	1,515	10	10	30,825	19,635	9,695	10	10	6	7,030	5,225	760	7	5	4,867	625
400 and over	3	1	3	1,743	850	1,423	3	1	30,090	10,950	9,381	3	1	3	2,500	2,000	1,350	3	3	2,975	737

Sharkey																				
Total	1,805	2,406	1,623	53,600	52,272	32,879	1,682	2,335	190,449	154,507	111,543	1,634	2,122	1,606	89,723	88,269	60,349	142	56	6,704	2,031
None							1		24		20	1		4	30		28				
Under 25	967	1,683	1,529	12,626	22,478	25,739	876	1,617	44,232	66,298	79,424	829	1,455	1,508	24,228	43,600	49,260	43	41	1,359	1,244
25-49	522	546		16,563	16,359		503	541	56,802	48,616		496	502		27,270	28,646		43		1,175	
50-99	247	144	72	14,727	8,440	4,227	235	144	54,640	24,391	17,434	240	135	72	23,254	10,630	7,061	41	11	2,502	611
100-199	60	25	18	6,864	2,870	2,013	58	25	22,607	6,552	9,655	59	22	18	9,641	2,995	3,000	12	5	815	156
200 and over	9	8	4	2,820	2,125	900	9	8	12,144	8,650	5,010	9	8	4	5,300	2,400	1,000	3	1	1,053	40
Simpson																					
Total	2,961	2,925	2,769	78,731	72,077	65,798	2,808	2,787	468,409	251,802	407,649	2,780	2,647	2,759	145,054	100,757	116,440	761	1,093	41,762	32,035
None							8		701		202	14		6	769		163	6	2	547	58
Under 25	1,750	1,690	2,583	24,196	24,799	50,871	1,617	1,567	146,233	80,750	321,168	1,576	1,460	2,567	51,819	57,151	94,451	367	967	11,250	23,230
25-49	913	1,005		28,341	31,060		894	991	165,104	105,753		899	966		46,146	44,142		294		9,571	
50-99	242	201	159	14,092	11,797	9,280	254	200	65,987	45,622	48,069	235	193	159	18,395	15,362	12,623	61	102	3,302	3,694
100-199	39	22	23	4,676	2,442	2,891	39	22	23,113	11,217	16,409	39	21	23	5,700	1,858	3,683	20	18	2,222	1,517
200-399	10	6	3	2,225	1,579	680	9	6	21,478	7,460	3,671	10	6	3	4,825	1,424	540	7	3	2,670	256
400 and over	7	1	1	5,201	400	2,076	7	1	45,793	3,000	18,130	7	1	1	17,400	800	5,000	6	1	12,400	3,500
Smith																					
Total	2,923	2,917	2,612	97,873	86,262	64,588	2,825	2,842	670,107	273,274	451,827	2,657	2,714	2,611	215,884	124,597	115,991	1,434	1,269	117,988	36,775
None							10	2	1,096	35	765	9	2	8	2,255	44	265	7	6	2,141	198
Under 25	1,366	1,370	2,399	20,590	21,310	50,068	1,288	1,304	155,897	64,345	358,371	1,148	1,212	2,390	52,246	54,899	97,915	517	1,122	25,869	30,628
25-49	1,128	1,198		36,259	38,225		1,109	1,186	228,482	110,855		1,082	1,156		81,396	55,356		614		41,719	
50-99	321	299	192	19,384	17,482	11,514	316	299	123,347	56,206	75,171	310	295	192	38,727	22,875	15,006	205	126	22,541	5,195
100-199	70	40	19	8,580	4,945	2,555	69	40	54,257	20,928	14,400	70	40	19	17,849	6,515	2,145	58	15	12,509	709
200-399	27	8	2	8,500	2,100	450	27	7	59,705	10,725	3,120	27	6	2	15,111	1,010	860	23	2	7,127	155
400-799	8	4	(1)	3,980	2,200	(1)	8	4	42,778	10,200	(1)	8	3	(1)	5,600	3,900	(1)	7	(1)	3,682	(1)
800 and over	3	------	(1)	2,600	------	(1)	3	-----	28,565	------	(1)	3	-----	(1)	4,700	------	(1)	3	(1)	2,600	(1)
400-699	8	3	-----	3,980	1,500	------	8	3	42,778	6,600	------	8	3	-----	5,600	3,900	------	7	-----	3,682	------
700 and over	3	1	-----	2,600	700	------	3	1	28,565	3,600	------	3	-----	-----	4,700	------	------	3	-----	2,600	------
Stone																					
Total	475	596	547	13,391	18,450	19,954	459	575	68,138	87,922	130,902	420	543	548	21,893	32,855	33,770	250	277	7,903	13,083
None							3	1	970	104	365	1	1	4	200	50	195	3	4	259	171
Under 25	255	284	433	3,760	4,214	9,891	241	271	17,853	15,551	64,680	208	247	430	7,442	6,838	17,656	105	200	2,297	5,744
25-49	153	224		5,024	7,192		150	220	28,342	31,506		146	211		7,583	9,974		91		2,542	
50-99	58	73	85	3,484	4,485	5,010	56	89	15,466	22,599	31,289	56	70	85	4,998	5,954	7,324	43	50	1,894	2,278
100 and over	9	15	29	1,133	2,559	5,253	9	14	5,507	18,362	34,568	9	14	29	1,870	10,089	8,595	8	23	911	4,890
Sunflower																					
Total	8,645	9,335	9,278	204,310	203,263	161,748	7,987	8,880	802,772	652,575	827,310	7,767	8,145	9,120	386,267	340,689	336,373	788	1,051	29,554	38,187
None							28	19	3,679	1,662	495	41	19	9	1,594	933	464	6	2	223	220
Under 25	5,748	6,335	8,893	71,279	88,464	132,470	5,133	5,920	281,109	278,478	670,051	4,916	5,330	8,728	158,111	158,905	284,780	514	875	7,515	24,565
25-49	2,121	2,386		67,634	78,283		2,059	2,329	276,961	237,410		2,047	2,214		131,064	118,315		305		10,827	
50-99	617	520	518	36,624	29,306	18,868	610	518	131,098	97,906	94,418	607	493	516	59,817	44,701	33,427	125	121	5,851	6,657
100-199	121	81	52	13,849	9,570	5,848	119	81	44,087	30,715	31,663	118	76	52	18,926	14,312	9,364	24	24	2,038	2,457
200-399	34	13	12	8,139	2,690	2,572	34	13	28,023	6,406	14,630	34	13	12	9,120	3,525	3,758	11	7	1,005	1,590
400 and over	4	------	3	6,785	------	1,990	4	-----	37,615	------	16,053	4	-----	3	7,635	------	4,600	3	2	2,075	2,700
Tallahatchie																					
Total	5,308	5,222	4,732	114,265	123,664	91,316	4,977	5,091	492,742	372,691	311,223	4,718	4,955	4,694	185,184	212,755	195,587	364	447	10,839	40,387
None							7	-----	385	------	142	12	-----	12	195	------	25,230	2	2	53	25,015
Under 25	3,551	3,172	4,461	45,927	44,166	72,346	3,273	3,073	200,911	132,509	225,653	3,042	2,948	4,415	79,816	82,056	141,821	141	350	2,528	10,253
25-49	1,368	1,571		43,037	48,643		1,315	1,546	180,544	156,264		1,293	1,531		67,873	81,306		151		4,091	
50-99	351	420	232	20,156	24,036	13,764	344	415	89,238	68,735	58,498	333	417	251	31,240	39,055	21,887	65	79	3,990	3,890
100-199	30	58	33	3,195	6,519	3,493	30	56	11,964	14,233	16,515	30	58	32	4,310	10,068	4,989	5	16	177	1,229
200 and over	8	1	6	1,950	300	1,713	8	1	9,700	950	10,415	8	1	6	1,750	250	1,660				

[1] Comparison with later censuses may be found in groups below beginning with 400-699.

COUNTY TABLE 1.—CHICKENS ON FARMS 1940, 1935, AND 1930; CHICKEN EGGS PRODUCED AND CHICKENS RAISED 1939, 1934, AND 1929; AND CHICKENS SOLD, 1939 AND 1929; CLASSIFIED BY NUMBER ON HAND—Continued

(Chickens on hand over 4 months old Apr. 1, 1940 and over 3 months old Jan. 1, 1935 and Apr. 1, 1930)

STATE OR COUNTY AND NUMBER OF CHICKENS ON HAND	CHICKENS ON HAND						CHICKEN EGGS PRODUCED					CHICKENS RAISED						CHICKENS SOLD			
	Farms reporting			Number			Farms reporting		Dozens			Farms reporting			Number			Farms reporting		Number	
	1940 (Apr. 1)	1935 (Jan. 1)	1930 (Apr. 1)	1940 (Apr. 1)	1935 (Jan. 1)	1930 (Apr. 1)	1939	1934	1939	1934	1929	1939	1934	1929	1939	1934	1929	1939	1929	1939	1929
MISSISSIPPI—Con.																					
Tate																					
Total	3,212	3,440	2,857	69,243	83,750	66,436	3,000	3,334	341,723	282,539	352,611	2,888	3,023	2,847	131,078	153,753	134,960	652	707	19,380	27,562
None	------	------	-----	-------	-------	-------	5	2	845	74	1,000	5	2	2	204	154	75	1	3	100	133
Under 25	2,180	2,140	2,612	27,940	29,604	48,359	1,993	2,064	132,338	93,971	250,752	1,895	1,868	2,602	56,651	61,957	107,456	279	566	5,092	17,644
25-49	834	987		26,415	31,313		807	965	122,258	106,120		797	877		48,716	58,056		273		7,240	
50-99	171	275	219	10,086	16,466	13,147	169	269	46,554	58,361	69,050	165	244	218	16,966	26,101	21,575	87	118	3,751	6,563
100-199	19	30	18	2,102	3,367	2,130	18	26	8,539	10,371	13,104	18	24	18	2,816	3,020	2,894	8	13	477	1,387
200-399	5	4	6	1,400	1,050	1,450	5	4	16,145	5,336	9,825	5	4	5	3,975	3,040	1,485	4	7	2,720	1,835
400 and over	3	4	2	1,300	1,950	1,350	3	4	15,044	8,306	8,880	3	4	2	1,750	1,425	1,475				
Tippah																					
Total	2,749	3,086	3,056	63,532	98,075	73,512	2,657	2,973	368,756	355,443	419,025	2,632	2,945	3,053	130,942	173,146	100,588	1,603	1,709	45,465	54,364
None	------	------	-----	-------	-------	-------	9	2	389	55	490	12	9	7	336	210	219	8	7	261	107
Under 25	1,744	1,240	2,798	25,064	19,059	56,896	1,654	1,147	144,180	69,380	323,859	1,626	1,118	2,788	62,850	37,806	132,660	893	1,495	19,863	42,772
25-49	818	1,294		25,626	42,038		809	1,276	142,023	159,862		811	1,273		48,691	75,130		555		16,934	
50-99	164	489	238	9,872	28,821	14,069	162	485	54,440	92,439	77,627	160	485	238	14,651	49,923	24,291	127	188	5,947	10,030
100 and over	23	63	20	2,970	8,157	2,547	23	63	27,724	33,707	17,049	23	62	20	4,414	10,077	3,418	20	19	2,460	1,455
Tishomingo																					
Total	2,264	2,265	2,262	53,009	64,078	49,827	2,198	2,220	322,169	208,860	303,484	2,189	2,213	2,250	95,275	113,233	101,050	1,354	1,279	32,294	31,711
None	------	------	-----	-------	-------	-------	15	3	1,314	185	1,015	17	3	9	740	90	346	17	9	465	213
Under 25	1,354	1,000	2,138	20,014	15,327	42,300	1,289	960	137,222	57,634	252,967	1,274	955	2,117	44,146	35,388	88,654	731	1,173	15,083	26,181
25-49	766	992		23,870	31,545		750	986	135,040	101,959		755	984		37,857	52,877		494		11,579	
50-99	130	254	120	7,560	14,728	6,982	130	252	40,606	44,045	45,295	129	252	120	10,724	21,339	10,210	100	94	4,247	3,794
100 and over	14	19	4	1,565	2,478	545	14	19	7,987	5,037	4,207	14	19	4	1,808	3,539	1,840	12	3	920	1,523
Tunica																					
Total	3,925	3,907	2,194	71,862	81,115	37,851	3,751	3,744	299,389	242,598	148,663	3,440	3,709	2,223	125,900	155,053	87,487	215	118	8,728	4,573
None	------	------	-----	-------	-------	-------	13	1	546	30	83	13	2	48	348	40	1,454	4	2	46	80
Under 25	2,966	2,659	2,106	35,636	34,271	30,790	2,806	2,540	160,059	96,729	106,071	2,502	2,501	2,087	65,532	81,399	73,881	98	107	1,906	3,333
25-49	779	1,008		24,088	31,450		757	969	90,206	99,957		753	969		40,982	52,980		77		2,941	
50-99	165	222	69	9,653	12,882	4,356	160	216	35,692	40,860	27,220	157	219	69	14,298	17,771	7,987	30	6	2,160	435
100-199	10	15	15	1,185	1,712	1,705	10	15	6,856	3,847	9,502	10	15	15	2,655	2,388	2,955	3	2	675	475
200 and over	5	3	4	1,300	800	1,000	5	3	6,030	1,175	5,787	5	3	4	2,085	475	1,210	3	1	1,000	250
Union																					
Total	3,063	3,199	3,271	78,580	109,179	85,338	2,984	3,161	491,267	422,255	560,921	2,928	3,134	3,266	160,726	193,224	190,967	1,541	1,827	45,902	60,941
None	------	------	-----	-------	-------	-------	8	-----	1,369	--------	220	9	-----	6	482	--------	340	8	6	373	260
Under 25	1,686	1,016	2,952	24,294	16,447	64,268	1,619	987	165,072	61,965	433,898	1,566	964	2,943	64,484	37,966	158,646	690	1,580	16,509	47,962
25-49	1,115	1,557		35,198	50,659		1,095	1,549	211,309	196,351		1,092	1,549		68,489	94,742		656		20,431	
50-99	231	557	288	13,911	32,450	17,075	231	556	72,609	132,409	102,593	230	552	286	20,923	52,009	26,271	162	218	5,975	10,324
100-199	23	60	29	2,612	6,458	3,520	23	60	13,976	23,565	20,850	23	60	29	3,350	6,922	5,160	17	22	1,459	2,145
200 and over	8	9	2	2,565	3,165	475	8	9	26,932	7,965	3,360	8	9	2	2,998	1,585	550	8	1	1,155	250

Walthall																				
Total	3,026	3,008	1,968	86,028	93,886	56,724	2,841	2,818	443,290	291,780	261,013	2,889	2,775	1,961	160,960	170,451	101,332	661	770	26,892	20,975
None	------	------	------	-------	-------	-------	4	6	266	250	50	4	6	3	180	180	75	4	2	143	35
Under 25	1,526	1,302	1,673	21,028	19,753	35,900	1,371	1,117	94,633	38,672	151,884	1,305	1,091	1,664	44,869	37,774	71,547	193	587	4,683	13,356
25-49	1,060	1,219		33,922	39,227		1,035	1,209	171,320	125,773		958	1,197		60,695	74,794		284		8,418	
50-99	370	415	249	21,880	24,737	14,646	362	414	122,363	96,525	72,699	352	411	248	36,249	45,298	22,210	148	148	6,301	5,433
100-199	60	64	40	7,023	7,159	4,478	59	64	36,272	27,060	25,280	60	62	40	13,117	10,155	6,110	27	31	3,772	1,998
200 and over	10	8	6	2,175	3,010	1,700	10	8	18,436	3,500	11,100	10	8	6	5,850	2,250	1,390	5	2	3,575	153
Warren																					
Total	1,980	2,225	1,692	50,392	50,012	43,434	1,770	2,083	341,804	144,690	253,717	1,766	1,821	1,638	96,245	75,777	83,443	544	586	33,505	30,025
None	------	------	------	-------	-------	-------	9	-----	7,904	--------	247	11	4	7	1,322	45	292	7	2	890	143
Under 25	1,270	1,625	1,505	15,841	21,647	26,035	1,084	1,538	100,086	57,848	142,088	1,079	1,268	1,445	31,525	33,209	53,321	255	477	7,490	17,291
25-49	474	430		15,347	13,658		450	384	103,127	39,964		447	386		25,013	20,444		173		6,173	
50-99	191	120	134	11,554	6,895	7,979	184	113	77,580	22,406	41,908	186	115	134	18,610	10,067	12,829	81	71	6,053	4,795
100-199	36	37	37	4,440	4,212	4,070	34	36	23,749	14,972	21,604	34	36	36	8,690	4,722	5,910	19	24	4,454	2,396
200 and over	9	13	16	3,210	3,600	5,350	9	12	29,358	9,500	47,870	9	12	16	11,085	7,290	11,091	9	12	8,445	5,400
Washington																					
Total	6,397	6,214	5,538	132,488	135,923	91,825	5,929	6,056	685,614	451,448	444,079	5,399	5,350	5,297	246,135	178,646	174,238	676	505	22,358	23,389
None	------	------	------	-------	-------	-------	75	23	1,999	3,212	1,945	96	31	11	1,823	1,171	636	13	4	190	65
Under 25	4,621	4,334	5,329	53,208	60,598	74,638	4,145	4,181	281,312	189,677	360,571	3,646	3,595	5,079	109,957	80,681	147,054	307	438	7,010	17,932
25-49	1,284	1,499		40,533	46,709		1,231	1,476	213,756	147,698		1,185	1,375		71,977	59,444		217		6,486	
50-99	394	300	153	24,130	17,445	9,212	382	297	111,061	59,184	41,169	375	272	152	40,077	21,985	15,890	112	46	4,693	3,661
100-199	72	70	48	8,547	8,206	5,455	70	69	41,087	29,467	26,584	71	66	47	13,234	11,650	7,908	16	14	1,674	1,131
200 and over	26	11	8	6,070	2,965	2,520	26	10	36,399	22,210	13,810	26	11	8	9,067	3,715	2,750	11	3	2,305	600
Wayne																					
Total	1,973	2,088	1,652	52,369	56,050	37,376	1,898	2,040	279,115	215,167	275,445	1,833	1,975	1,654	95,684	82,783	74,621	785	807	29,581	24,922
None	------	------	------	-------	-------	-------	9	-----	1,020	---------	985	11	-----	6	393	--------	774	7	5	256	209
Under 25	1,061	1,086	1,537	15,126	16,510	30,154	1,001	1,049	83,999	51,276	222,671	938	990	1,533	33,034	26,606	68,217	315	737	9,191	20,943
25-49	882	748		21,762	23,872		664	738	113,802	90,945		663	732		38,984	34,108		341		12,085	
50-99	197	234	105	11,596	13,428	5,961	192	233	60,726	64,341	39,828	190	233	105	18,448	19,564	9,009	102	59	6,254	3,317
100 and over	33	20	10	3,885	2,240	1,261	32	20	19,568	8,605	11,961	31	20	10	4,825	2,505	1,621	20	6	1,795	453
Webster																					
Total	2,156	2,190	1,901	64,447	69,701	54,299	2,036	2,035	429,198	258,219	309,125	1,838	2,076	1,880	105,838	102,242	88,609	1,035	941	36,144	30,182
None	------	------	------	-------	-------	-------	6	2	837	138	---------	5	2	-----	265	90	--------	7	-----	380	--------
Under 25	1,042	878	1,647	15,411	13,831	38,192	944	756	100,884	48,101	219,161	820	789	1,629	30,390	22,691	66,940	401	754	8,578	21,443
25-49	798	910		25,865	29,425		777	881	160,767	106,800		723	887		41,876	44,416		437		13,978	
50-99	266	371	237	15,774	22,300	14,065	259	366	100,651	89,969	76,714	243	368	234	19,318	31,135	18,944	155	178	6,759	7,197
100-199	40	27	16	4,762	2,940	1,792	40	26	38,834	10,411	11,650	37	27	16	6,809	3,530	2,705	26	14	2,970	1,542
200 and over	10	4	1	2,635	1,205	250	10	4	27,225	2,800	1,600	10	3	1	7,180	380	20	9	-----	3,479	--------
Wilkinson																					
Total	2,083	2,015	1,783	49,988	51,906	59,006	2,017	1,997	265,066	199,765	301,468	1,930	1,074	1,782	71,119	70,878	102,260	956	1,230	22,418	45,009
None	------	------	------	-------	-------	-------	4	-----	543	---------	156	4	-----	1	137	--------	41	4	1	118	20
Under 25	1,248	1,175	1,402	17,624	16,970	31,898	1,190	1,164	86,746	67,156	158,190	1,115	1,144	1,401	28,248	27,338	61,457	480	945	7,620	27,774
25-49	672	622		21,300	19,429		664	617	115,841	70,698		652	616		29,243	25,069		370		10,109	
50-99	137	180	313	8,174	10,902	19,173	134	179	44,317	43,576	99,711	133	177	312	9,823	14,153	30,497	87	231	3,255	12,976
100 and over	26	38	68	2,890	4,605	7,935	25	37	17,619	18,335	43,411	26	37	68	3,668	4,318	10,265	15	53	1,316	4,239
Winston																					
Total	3,115	3,116	2,829	77,717	80,597	64,445	2,981	3,043	369,388	312,250	438,294	2,928	2,927	2,789	144,693	139,662	129,410	841	710	20,608	19,133
None	------	------	------	-------	-------	-------	7	1	527	10	---------	7	1	-----	265	20	--------	2	-----	60	--------
Under 25	1,713	1,591	2,644	25,610	23,518	51,494	1,593	1,528	113,577	82,399	357,280	1,554	1,437	2,604	55,472	45,614	109,702	339	633	5,879	15,146
25-49	1,160	1,217		36,148	38,133		1,142	1,207	177,567	156,427		1,132	1,186		65,201	66,348		401		10,113	
50-99	221	289	163	12,994	16,796	9,619	218	288	62,638	66,084	57,884	215	284	163	19,660	25,275	15,523	88	62	3,667	2,737
100-199	18	19	16	2,015	2,150	1,720	18	19	9,831	7,330	11,620	17	19	16	2,495	2,405	2,525	8	10	464	600
200 and over	3	------	6	950	--------	1,612	3	-----	5,248	---------	11,510	3	-----	6	1,600	--------	1,660	3	5	425	650

COUNTY TABLE 1.—CHICKENS ON FARMS 1940, 1935, AND 1930; CHICKEN EGGS PRODUCED AND CHICKENS RAISED 1939, 1934, AND 1929; AND CHICKENS SOLD, 1939 AND 1929; CLASSIFIED BY NUMBER ON HAND—Continued

(Chickens on hand over 4 months old Apr. 1, 1940 and over 3 months old Jan. 1, 1935 and Apr. 1, 1930)

STATE OR COUNTY AND NUMBER OF CHICKENS ON HAND	CHICKENS ON HAND						CHICKEN EGGS PRODUCED					CHICKENS RAISED						CHICKENS SOLD			
	Farms reporting			Number			Farms reporting		Dozens			Farms reporting			Number			Farms reporting		Number	
	1940 (Apr.1)	1935 (Jan.1)	1930 (Apr.1)	1940 (Apr. 1)	1935 (Jan. 1)	1930 (Apr. 1)	1939	1934	1939	1934	1929	1939	1934	1929	1939	1934	1929	1939	1929	1939	1929
MISSISSIPPI—Con.																					
Yalobusha																					
Total	2,612	2,370	2,271	60,902	68,783	59,526	2,484	2,272	322,540	261,203	369,301	2,361	2,204	2,270	97,007	95,235	122,714	627	817	13,495	26,548
None	-----	-----	-----	-------	-------	-------	11	8	1,084	376	---------	13	8	-----	626	400	--------	6	1	295	15
Under 25	1,616	1,175	2,008	21,537	17,425	40,608	1,505	1,092	112,189	53,057	249,688	1,400	1,052	2,007	40,988	27,774	96,921	307	637	4,637	17,643
25-49	763	847		24,175	26,901		742	829	126,440	98,856		726	812		36,460	36,987		218		5,423	
50-99	216	298	221	12,996	17,570	13,146	209	294	70,207	79,436	85,448	205	286	221	16,208	24,469	19,252	88	149	2,567	6,519
100-199	14	39	37	1,594	4,240	4,347	14	38	8,810	18,118	23,988	14	36	37	1,975	4,360	5,191	8	30	573	2,371
200 and over	3	11	5	600	2,647	1,425	3	11	3,810	11,360	10,177	3	10	5	750	1,245	1,350				
Yazoo																					
Total	5,310	5,615	4,459	129,402	143,840	114,746	5,003	5,414	608,803	437,540	541,689	4,815	5,263	4,433	243,459	230,608	226,397	550	629	23,854	26,241
None	-----	-----	-----	-------	-------	-------	3	3	325	85	---------	6	5	-----	112	1,018	--------	1	-----	30	--------
Under 25	3,230	3,281	3,905	41,703	46,668	73,400	2,994	3,104	173,000	132,458	340,976	2,808	2,979	3,880	87,386	79,797	157,647	189	440	5,435	14,824
25-49	1,483	1,683		47,069	51,260		1,431	1,659	231,436	150,830		1,418	1,639		86,245	78,104		223		6,473	
50-99	511	540	447	29,670	32,049	27,200	494	537	149,662	105,422	126,062	499	529	446	49,731	48,541	47,455	115	149	5,326	7,550
100-199	80	103	98	9,285	11,788	11,356	75	103	42,545	42,086	59,296	78	103	98	11,985	19,043	18,955	22	40	6,590	3,867
200 and over	6	8	9	1,675	2,075	2,790	6	8	11,835	6,659	15,355	6	8	9	8,000	4,105	2,340				
MISSOURI																					
Total	231,350	251,004	236,095	18,768,284	20,156,868	25,197,245	218,025	239,941	124,586,595	118,283,536	180,349,976	212,315	232,704	233,605	31,226,513	33,294,155	40,783,071	145,860	181,335	11,991,874	18,217,672
None	-----	-----	-----	-------	-------	-------	1,391	2,211	449,846	646,435	584,216	1,940	2,673	1,273	672,655	417,321	202,957	1,704	1,174	579,157	156,464
Under 25	36,709	41,159	63,853	576,247	644,628	1,709,831	30,361	35,179	3,533,739	3,809,364	12,522,879	27,467	31,673	61,337	1,637,439	1,814,536	4,368,945	11,021	33,358	617,152	1,805,852
25-49	48,775	56,699		1,700,098	1,968,925		45,168	53,392	10,188,568	10,709,238		43,462	51,038		3,485,159	4,063,138		23,033		1,100,465	
50-99	68,497	75,340	62,154	4,516,547	4,766,575	4,183,837	65,452	70,792	28,812,708	26,864,387	30,285,428	64,228	69,583	61,327	7,990,355	8,622,601	8,023,958	45,601	47,914	2,731,069	3,346,496
100-199	60,605	60,750	75,060	7,693,679	7,656,508	9,816,751	59,147	59,574	51,401,471	44,371,404	68,487,261	58,774	59,102	74,568	11,603,092	11,743,011	15,518,237	49,638	66,210	4,273,559	6,898,908
200-399	15,640	17,176	31,497	3,679,808	4,107,806	7,659,478	15,393	16,931	25,214,714	25,004,148	53,941,575	15,341	16,800	31,352	4,726,987	5,365,404	10,275,875	13,859	29,331	1,938,367	4,785,034
400-799	1,013	1,712	(1)	475,311	809,686	(1)	1,004	1,699	3,670,108	5,434,910	(1)	995	1,673	(1)	894,747	990,521	(1)	902	(1)	597,755	(1)
800-1599	101	142	(1)	100,237	138,490	(1)	99	137	990,960	1,072,664	(1)	98	137	(1)	176,557	188,168	(1)	94	(1)	105,784	(1)
1600-3199	7	20	(1)	14,294	38,550	(1)	7	20	137,547	276,326	(1)	7	19	(1)	22,522	66,455	(1)	5	(1)	34,689	(1)
3200 and over	3	6	(1)	12,063	25,700	(1)	3	6	186,934	94,660	(1)	3	6	(1)	17,000	23,000	(1)	3	(1)	13,879	(1)
400-699	970	1,613	3,129	444,584	739,085	1,434,881	961	1,601	3,388,756	4,964,684	11,099,563	952	1,577	3,110	855,997	907,415	1,823,439	861	2,961	573,278	914,089
700-999	91	181	273	71,174	139,495	212,085	91	177	654,960	987,309	1,784,268	89	175	269	106,367	188,284	287,930	85	263	69,709	149,502
1000-2499	59	78	124	70,980	102,346	161,884	57	76	722,291	825,507	1,470,786	58	75	124	126,740	143,445	253,532	54	119	71,325	145,147
2500 and over	4	8	5	15,167	31,500	18,500	4	8	219,542	101,060	174,200	4	8	5	21,722	29,000	28,200	4	5	37,793	16,200
Adair																					
Total	2,054	2,137	2,071	185,695	166,850	246,000	1,859	2,094	1,080,671	975,106	1,667,370	1,874	2,046	2,052	322,541	324,334	385,667	1,551	1,645	143,879	184,759
None	-----	-----	-----	-------	-------	-------	9	22	2,015	4,325	2,742	24	26	7	2,393	3,351	1,240	18	5	1,334	1,095
Under 25	223	316	344	3,229	4,832	9,721	136	286	16,288	32,345	73,366	135	275	332	9,493	22,773	22,959	71	169	3,586	10,353
25-49	279	487		9,869	17,406		233	471	49,877	120,352		235	450		22,142	47,564		153		9,447	
50-99	684	666	526	46,584	43,845	36,599	637	657	268,634	260,032	240,223	634	640	518	86,127	87,392	64,928	512	398	34,895	27,110
100-199	713	550	864	90,371	69,015	112,887	691	542	539,670	367,294	732,980	694	539	859	153,979	120,379	179,710	654	757	72,859	85,638
200 and over	155	118	337	35,642	31,752	86,795	153	116	204,187	190,760	618,059	152	116	336	48,407	42,875	116,850	143	316	21,758	62,565

Andrew																				
Total	2,051	2,161	2,116	186,833	197,911	241,765	1,995	2,114	1,201,777	1,103,497	1,586,331	1,977	2,075	2,129	378,646	372,260	436,799	1,498	1,626	135,473	182,063
None							27	16	6,990	3,932	7,885	35	22	14	6,279	2,881	2,843	28	14	3,891	2,195
Under 25	221	260	432	3,509	4,175	12,275	192	236	20,961	29,338	83,836	181	208	431	17,161	16,408	38,822	88	213	5,901	15,656
25-49	351	370		12,694	13,038		330	355	72,575	67,844		320	340		38,133	32,901		187		14,990	
50-99	659	666	573	43,770	43,534	38,802	632	653	252,386	253,576	250,538	628	649	573	99,508	92,963	84,305	474	422	32,205	31,753
100-199	639	664	792	81,282	84,336	104,143	633	654	524,804	445,011	662,748	634	658	792	147,784	148,795	189,780	554	684	51,523	80,716
200-399	169	184	282	39,688	44,288	68,145	169	183	281,152	260,033	442,713	167	181	282	62,056	67,562	97,051	156	259	23,608	41,347
400 and over	12	17	37	5,890	8,540	18,400	12	17	42,909	43,763	138,611	12	17	37	7,725	10,750	23,998	11	34	3,355	10,396
Atchison																					
Total	1,356	1,515	1,474	123,057	150,394	152,183	1,306	1,427	686,751	609,691	846,239	1,285	1,496	1,427	232,529	297,565	302,604	1,006	1,092	79,948	129,531
None							6	14	1,759	3,280	3,390	11	22	7	1,250	1,940	11,165	12	5	765	10,478
Under 25	81	109	294	1,318	1,814	8,787	67	66	6,900	11,553	60,714	57	91	267	5,523	8,041	27,106	22	147	1,727	9,197
25-49	202	206		7,318	7,568		187	187	36,025	36,290		181	199		17,537	23,820		104		5,197	
50-99	507	485	450	34,683	32,536	31,216	495	461	191,467	131,327	187,441	484	474	434	69,969	74,237	71,469	369	320	20,764	28,194
100-199	487	575	576	61,092	73,510	72,705	474	562	343,102	287,652	386,813	474	570	566	109,000	138,393	131,542	425	485	39,777	52,037
200 and over	79	140	154	18,646	34,966	39,475	77	137	107,498	139,589	207,881	78	140	153	29,250	51,134	61,322	74	135	11,718	29,625
Audrain																					
Total	1,980	2,148	2,111	223,816	241,214	309,857	1,841	2,084	1,383,280	1,363,947	2,161,614	1,836	2,035	2,099	344,202	372,193	485,871	1,403	1,784	105,818	206,621
None							10	10	3,021	3,644	7,601	12	13	19	4,592	1,770	4,623	10	20	800	3,755
Under 25	121	154	177	1,908	2,350	5,089	82	131	13,458	23,289	36,691	73	110	165	6,213	10,093	15,129	31	85	2,517	6,249
25-49	219	228		7,707	8,105		182	208	44,097	42,127		177	189		16,746	16,848		91		5,240	
50-99	533	586	399	36,986	39,414	27,946	498	570	216,492	206,719	200,780	502	565	391	64,601	75,241	53,613	346	290	15,663	19,985
100-199	827	859	970	108,982	110,538	131,903	793	847	665,435	613,349	890,963	800	844	962	165,338	166,829	216,935	673	862	52,083	91,056
200-399	270	308	528	63,557	73,047	128,119	266	305	413,324	433,029	904,528	262	301	525	81,328	88,592	176,551	243	493	27,516	77,142
400 and over	10	13	37	4,676	7,760	16,800	10	13	27,453	41,790	121,051	10	13	37	5,384	12,820	19,020	9	34	1,999	8,436
Barry																					
Total	3,004	3,569	3,129	159,467	189,155	218,231	2,886	3,303	1,038,003	1,107,348	1,681,976	2,825	3,319	3,095	287,318	332,992	367,075	1,757	2,339	122,494	175,299
None							17	26	2,407	3,878	10,492	38	53	22	8,346	4,511	2,417	31	21	6,852	2,359
Under 25	756	887	1,322	12,312	13,772	35,812	679	743	64,434	80,414	286,263	647	719	1,279	35,532	36,499	83,602	286	802	16,191	39,447
25-49	934	1,163		32,526	39,422		907	1,088	198,934	238,735		872	1,082		69,820	80,634		498		31,589	
50-99	902	999	1,085	58,094	63,014	71,437	880	943	370,962	351,394	544,871	865	960	1,073	91,572	106,058	123,211	612	870	32,632	55,492
100-199	361	455	571	43,104	54,183	70,153	355	442	297,623	309,583	527,693	353	443	570	62,707	81,819	105,600	286	505	24,738	50,744
200-399	48	53	131	11,626	12,943	30,869	45	50	86,553	93,684	230,877	47	50	131	18,071	17,711	41,810	41	124	9,262	20,757
400 and over	3	12	20	1,805	5,821	9,960	3	11	17,090	29,660	81,780	3	12	20	1,270	5,760	10,435	3	19	1,250	6,500
Barton																					
Total	1,794	2,127	2,024	184,767	185,139	225,995	1,709	2,079	1,192,084	1,521,615	1,764,913	1,688	2,059	2,028	318,525	383,219	379,320	1,341	1,563	131,645	166,387
None							17	21	6,684	15,628	2,055	24	35	10	2,595	4,912	810	16	6	1,295	450
Under 25	132	239	397	2,064	3,831	11,187	95	207	16,804	37,738	85,168	83	188	394	8,311	17,170	33,805	41	195	4,304	12,784
25-49	239	372		8,485	13,101		221	357	47,361	101,921		213	351		21,377	39,270		142		8,593	
50-99	572	723	547	38,501	46,355	37,504	539	711	240,135	347,726	275,972	538	703	547	75,464	106,656	74,458	415	406	28,202	27,606
100-199	647	616	793	82,340	78,837	103,252	635	608	523,892	633,859	753,311	628	608	792	139,252	146,901	175,027	545	689	58,448	77,889
200-399	190	170	263	46,277	41,465	62,832	188	168	311,800	353,668	568,409	188	167	262	64,701	64,085	81,375	170	243	27,478	40,086
400 and over	14	7	24	7,100	3,550	11,220	14	7	45,408	31,075	81,998	14	7	23	6,825	4,225	13,845	12	24	3,325	7,572
Bates																					
Total	2,745	3,204	3,138	312,710	350,043	475,594	2,594	3,104	1,971,869	2,100,589	3,379,669	2,507	3,075	3,125	451,708	547,099	781,764	1,981	2,516	176,001	338,825
None							23	31	19,865	11,344	5,092	24	41	10	4,377	6,458	2,612	28	9	3,313	2,185
Under 25	147	225	344	2,307	3,487	9,816	100	193	15,074	29,294	68,214	81	175	339	5,848	14,579	29,223	44	158	1,915	13,065
25-49	285	400		10,026	14,060		247	369	60,595	96,254		218	362		21,801	37,290		128		9,419	
50-99	770	933	599	52,763	60,736	41,273	719	898	320,848	395,263	312,649	701	891	589	94,364	119,083	85,956	507	427	35,687	36,369
100-199	1,147	1,196	1,258	148,591	152,108	171,753	1,113	1,168	902,359	893,008	1,240,141	1,096	1,167	1,253	209,012	229,469	338,260	934	1,053	78,445	128,533
200-399	376	406	845	89,938	97,855	209,352	372	401	583,968	550,176	1,462,237	367	395	843	107,931	115,653	273,254	323	782	43,772	135,397
400 and over	20	44	92	9,085	21,797	43,400	20	44	69,160	125,250	291,336	20	44	91	8,375	24,567	52,459	17	87	3,450	25,276

[1] Comparison with later censuses may be found in groups below beginning with 400-699.

459864 O - 42 - 23

COUNTY TABLE 1.—CHICKENS ON FARMS 1940, 1935, AND 1930; CHICKEN EGGS PRODUCED AND CHICKENS RAISED 1939, 1934, AND 1929; AND CHICKENS SOLD, 1939 AND 1929; CLASSIFIED BY NUMBER ON HAND—Continued

(Chickens on hand over 4 months old Apr. 1, 1940 and over 3 months old Jan. 1, 1935 and Apr. 1, 1930)

STATE OR COUNTY AND NUMBER OF CHICKENS ON HAND	CHICKENS ON HAND						CHICKEN EGGS PRODUCED					CHICKENS RAISED						CHICKENS SOLD			
	Farms reporting			Number			Farms reporting		Dozens			Farms reporting			Number			Farms reporting		Number	
	1940 (Apr.1)	1935 (Jan.1)	1930 (Apr1)	1940 (Apr. 1)	1935 (Jan. 1)	1930 (Apr. 1)	1939	1934	1939	1934	1929	1939	1934	1929	1939	1934	1929	1939	1929	1939	1929
MISSOURI—Con.																					
Benton																					
Total	1,944	2,104	1,955	188,647	200,022	251,313	1,816	2,011	1,360,329	1,365,773	1,870,465	1,783	1,905	1,940	249,846	282,489	342,396	1,424	1,733	99,710	178,799
None	—	—	—	—	—	—	10	16	1,187	4,827	7,231	18	20	13	2,979	2,925	1,346	19	12	3,890	1,151
Under 25	193	211	263	2,818	3,179	7,967	147	166	16,734	22,758	66,541	131	143	252	6,888	7,817	17,982	80	167	3,547	8,674
25-49	320	395		11,533	13,949		288	373	76,373	98,812		274	337		19,863	25,097		179		8,483	
50-99	574	616	482	38,507	40,287	33,404	535	592	269,818	276,667	262,677	524	559	476	57,723	60,597	51,927	397	416	20,581	25,408
100-199	651	657	813	84,730	86,281	108,310	636	643	618,059	583,849	784,834	633	626	804	105,732	119,028	145,003	553	757	39,398	75,189
200-399	194	211	366	45,319	49,819	87,753	188	208	328,683	340,658	638,162	191	206	364	49,011	59,225	108,160	185	352	19,986	58,532
400 and over	12	14	31	5,740	6,507	13,879	12	13	49,475	38,202	111,020	12	14	31	7,650	7,800	17,978	11	29	3,825	9,845
Bollinger																					
Total	2,021	2,023	2,030	132,330	129,772	147,589	1,987	1,894	830,056	647,979	1,094,892	1,935	1,854	1,965	229,243	200,626	235,577	1,574	1,752	113,404	134,083
None	—	—	—	—	—	—	23	1	4,026	400	1,815	32	1	9	2,672	75	760	24	8	2,052	502
Under 25	354	282	828	5,745	4,669	24,610	328	206	33,868	16,126	186,966	299	203	774	14,247	10,084	51,520	178	646	5,818	29,590
25-49	577	688		20,508	24,602		558	648	117,837	98,466		537	637		39,121	42,856		411		17,520	
50-99	664	693	738	43,533	45,185	47,892	656	682	262,621	210,150	337,958	648	660	722	78,674	69,740	79,352	576	658	38,326	44,937
100-199	352	297	371	43,302	37,136	45,739	349	294	272,526	192,161	335,806	345	292	368	69,906	54,520	66,670	315	351	35,459	37,826
200-399	64	54	79	15,067	13,580	18,998	63	54	98,510	94,123	146,792	64	53	78	19,773	18,805	28,445	60	75	10,788	15,313
400 and over	10	9	14	4,175	4,600	10,350	10	9	40,668	36,553	85,555	10	8	14	4,850	4,546	8,830	10	14	3,441	5,915
Boone																					
Total	2,587	2,836	2,492	193,667	203,350	259,208	2,421	2,785	1,389,076	1,211,314	1,874,792	2,424	2,747	2,494	347,430	372,700	442,702	1,581	1,749	92,457	170,374
None	—	—	—	—	—	—	18	10	5,535	2,175	12,705	22	26	25	5,120	8,711	6,175	13	19	2,194	4,150
Under 25	352	388	525	5,479	6,140	15,057	278	358	47,291	38,830	113,525	268	337	513	20,189	23,148	39,551	110	215	5,277	13,363
25-49	539	683		19,353	23,445		486	668	140,043	137,523		496	657		45,444	60,452		257		9,170	
50-99	923	1,001	822	61,268	64,308	56,057	877	991	441,200	380,195	399,397	876	977	816	114,250	125,157	105,734	592	567	28,221	36,668
100-199	679	645	878	82,667	78,936	111,166	669	640	584,264	468,449	760,755	668	633	873	128,250	120,312	180,327	525	708	34,233	65,282
200-399	83	107	232	19,370	24,803	53,637	82	106	126,758	144,626	385,917	83	105	232	23,919	29,720	71,070	76	206	7,544	30,541
400 and over	11	12	35	5,530	5,718	23,291	11	12	43,985	39,516	202,493	11	12	35	10,258	5,200	39,845	8	34	5,818	20,370
Buchanan																					
Total	2,128	2,163	2,107	141,822	148,969	184,086	2,031	1,969	898,333	745,395	1,228,026	2,014	2,008	2,101	317,372	304,896	391,976	1,310	1,503	95,741	150,565
None	—	—	—	—	—	—	38	13	7,356	7,055	7,185	39	20	18	4,723	3,638	2,291	37	14	2,920	1,461
Under 25	368	394	640	5,767	6,393	17,635	303	291	36,727	26,900	131,979	294	297	619	21,645	19,077	59,585	119	290	5,880	19,667
25-49	509	507		18,211	17,603		472	452	109,587	76,701		467	472		52,541	45,756		269		15,605	
50-99	743	723	719	47,542	45,700	47,590	720	687	312,121	228,357	307,945	716	695	718	114,949	101,223	119,535	508	529	32,471	40,453
100-199	441	442	586	53,267	53,173	73,234	432	434	328,297	266,785	470,875	434	432	584	98,021	93,873	144,897	325	525	28,191	58,640
200-399	61	84	147	14,360	19,425	35,651	60	79	86,550	104,387	231,974	58	79	147	22,363	27,179	51,868	48	131	10,189	22,422
400 and over	6	13	15	2,675	6,675	9,976	6	13	17,695	35,210	78,068	6	13	15	3,130	14,150	13,800	4	14	485	7,922
Butler																					
Total	3,064	2,707	1,892	134,547	119,094	89,573	2,759	2,600	910,021	464,473	641,121	2,721	2,550	1,809	224,921	204,308	159,327	1,532	1,293	69,436	74,863
None	—	—	—	—	—	—	14	11	2,960	880	1,637	19	12	12	1,431	1,559	1,083	13	9	918	602
Under 25	983	807	1,244	15,421	13,162	32,118	783	732	94,957	50,302	237,899	758	718	1,165	35,948	31,800	72,161	303	742	10,217	32,079
25-49	1,130	1,015		39,197	34,649		1,047	989	262,509	124,405		1,037	961		72,408	62,285		542		16,758	

50-99	690	671	457	43,288	41,338	28,946	661	659	280,129	154,216	198,456	654	655	444	69,804	69,836	46,455	464	389	24,510	22,219
100-199	224	178	152	27,148	20,283	18,275	218	174	197,236	80,034	125,202	217	170	149	35,058	29,528	27,235	180	137	13,328	15,954
200-399	34	32	36	8,243	7,712	8,771	36	35	72,230	54,636	77,927	36	34	39	10,272	9,300	12,393	30	36	3,705	6,009
400 and over	3	4	3	1,250	1,950	1,465															
Caldwell																					
Total	1,693	1,740	1,734	186,369	184,503	255,508	1,656	1,723	1,512,133	1,318,600	1,720,937	1,629	1,707	1,728	300,217	338,053	384,825	1,322	1,345	105,337	156,073
None							6	42	3,270	18,085	2,680	8	55	7	2,445	26,210	1,130	7	6	1,810	290
Under 25	119	123	169	1,878	1,966	5,194	109	101	15,701	15,350	38,411	89	96	165	6,558	8,588	14,500	44	74	2,802	5,681
25-49	163	232		5,860	8,224		148	223	44,538	86,425		145	210		12,391	23,928		77		2,699	
50-99	454	506	342	31,353	33,967	24,113	449	493	271,262	262,060	171,493	441	479	338	60,048	69,052	47,768	338	231	19,605	18,256
100-199	743	653	753	96,196	84,724	102,979	730	639	755,370	556,703	689,984	732	643	750	151,113	132,169	161,847	655	617	54,285	65,084
200-399	206	217	434	47,657	51,472	107,483	206	216	395,901	349,947	692,784	206	215	432	62,462	74,331	142,872	184	382	21,796	59,770
400 and over	8	9	36	3,425	4,150	15,739	8	9	26,091	30,030	125,585	8	9	36	5,200	3,775	16,708	7	35	2,340	6,992
Callaway																					
Total	2,512	2,784	2,569	195,193	219,605	278,778	2,411	2,718	1,303,030	1,150,335	1,925,854	2,328	2,656	2,493	334,358	347,788	448,014	1,484	2,125	99,785	195,168
None							15	26	5,357	4,733	4,761	17	26	10	4,994	2,013	1,370	15	10	4,196	1,210
Under 25	305	367	510	4,777	5,934	14,757	248	323	26,430	34,980	106,199	213	303	453	14,024	19,065	37,473	65	305	3,647	16,652
25-49	503	580		17,548	20,552		472	561	102,919	105,891		458	531		41,074	44,644		210		9,663	
50-99	894	931	753	59,388	60,001	51,373	878	912	377,352	299,535	387,061	849	907	737	106,819	102,974	98,714	564	608	26,857	38,970
100-199	705	750	1,004	87,297	92,352	130,136	695	742	598,843	466,816	900,811	687	737	994	135,576	136,542	206,686	534	910	43,384	88,333
200-399	98	141	271	22,733	32,316	64,402	96	139	161,884	169,360	418,738	97	137	268	28,671	35,350	84,416	90	281	10,708	40,150
400 and over	7	15	31	3,450	8,450	16,110	7	15	30,245	69,020	128,284	7	15	31	3,200	7,200	19,355	6	31	1,330	9,855
Camden																					
Total	1,173	1,279	1,303	69,582	73,395	106,540	1,068	1,209	489,888	476,023	838,935	1,015	1,123	1,311	105,126	103,416	168,536	687	961	47,205	72,042
None							10	13	2,195	3,325	19,190	15	15	51	2,621	1,037	5,345	15	31	1,515	3,298
Under 25	263	323	416	3,994	4,897	11,969	201	282	24,725	41,399	89,240	185	236	391	9,723	10,799	29,201	85	247	4,045	14,308
25-49	320	370		11,092	12,932		284	346	73,220	91,713		264	319		18,408	18,305		148		8,222	
50-99	376	364	482	24,755	25,450	31,953	362	351	180,212	158,775	248,699	345	343	469	36,491	31,580	49,681	266	355	14,540	19,495
100-199	183	180	318	22,311	22,222	39,163	180	176	158,891	124,931	298,967	176	169	314	29,404	26,455	55,668	144	258	14,626	21,827
200 and over	31	42	87	7,430	9,894	23,455	31	41	50,545	55,880	182,839	30	41	86	8,479	15,240	30,643	29	70	4,257	13,114
Cape Girardeau																					
Total	2,481	2,604	2,429	220,807	230,325	234,802	2,384	2,548	1,705,834	1,143,586	1,671,859	2,362	2,513	2,413	352,156	346,230	373,586	1,914	2,117	149,852	204,783
None							11	9	3,042	2,520	4,134	9	13	9	2,017	930	1,430	11	9	2,030	666
Under 25	227	242	583	3,611	3,970	17,122	188	208	24,039	18,325	126,968	175	191	571	9,396	12,446	41,241	103	403	3,722	20,712
25-49	454	505		16,143	18,266		427	488	100,173	88,785		421	480		33,108	33,565		290		11,947	
50-99	835	900	826	54,991	59,608	54,658	816	892	431,721	290,722	386,962	812	885	818	104,237	100,882	95,564	673	727	43,785	51,555
100-199	752	740	790	92,799	93,552	99,702	735	738	722,989	448,384	686,671	733	730	785	139,852	133,317	148,340	661	756	63,885	84,123
200-399	203	204	201	47,013	48,134	47,460	197	202	376,302	252,780	327,169	202	201	201	55,136	58,130	67,986	187	195	21,103	37,637
400 and over	10	13	29	6,250	6,795	15,860	10	13	47,568	42,090	139,955	10	13	29	8,430	6,960	18,025	9	27	3,400	10,070
Carroll																					
Total	2,437	2,709	2,615	263,326	293,910	380,687	2,360	2,583	1,483,394	1,529,267	2,653,007	2,321	2,633	2,575	442,118	512,188	574,508	1,888	2,175	154,759	273,868
None							12	35	4,449	10,159	3,160	16	42	8	2,158	6,694	1,550	16	10	1,074	1,030
Under 25	147	238	306	2,363	3,516	8,749	120	176	16,211	23,213	66,446	107	182	288	9,411	13,937	27,354	58	162	4,560	13,291
25-49	296	342		10,421	11,878		272	309	58,712	68,143		262	317		23,367	32,614		149		6,457	
50-99	707	747	501	48,215	49,499	34,107	682	709	267,788	246,999	248,938	668	723	494	93,534	104,482	69,635	534	379	31,943	29,931
100-199	986	982	1,115	126,629	124,700	148,504	975	960	690,821	639,289	1,046,120	970	972	1,099	212,575	209,629	239,468	855	973	72,837	111,848
200-399	284	363	608	67,098	87,127	148,752	282	357	372,403	458,552	1,003,770	281	360	802	91,490	122,907	195,410	280	570	33,382	94,818
400 and over	17	37	85	8,600	17,190	40,575	17	37	53,010	82,912	284,573	17	37	84	9,585	21,925	41,091	16	81	4,506	22,950
Carter																					
Total	543	692	548	19,970	28,517	27,882	504	650	125,033	132,818	182,788	461	576	499	29,320	35,601	42,904	190	342	9,135	20,142
None							10		6,246		474	11	1	6	1,119	48	291	9	5	487	439
Under 25	245	269	359	3,787	3,842	9,190	211	248	22,205	14,316	54,222	179	184	313	6,548	6,030	16,586	54	188	1,966	7,289
25-49	176	244		5,848	8,355		166	227	33,214	31,727		151	222		8,361	10,026		74		2,277	
50-99	88	128	140	5,645	7,952	8,886	83	125	29,637	35,436	52,029	86	122	131	6,744	8,939	12,296	32	105	1,433	5,085
100-199	29	40	34	3,420	5,003	4,342	29	39	25,510	22,266	25,820	29	37	34	4,553	5,106	7,031	16	31	1,477	3,646
200 and over	5	11	15	1,270	3,365	5,464	5	11	8,221	29,073	50,243	5	10	15	1,995	5,452	6,700	5	13	1,495	3,703

COUNTY TABLE 1.—CHICKENS ON FARMS 1940, 1935, AND 1930; CHICKEN EGGS PRODUCED AND CHICKENS RAISED 1939, 1934, AND 1929; AND CHICKENS SOLD, 1939 AND 1929; CLASSIFIED BY NUMBER ON HAND—Continued

(Chickens on hand over 4 months old Apr. 1, 1940 and over 3 months old Jan. 1, 1935 and Apr. 1, 1930)

STATE OR COUNTY AND NUMBER OF CHICKENS ON HAND	CHICKENS ON HAND						CHICKEN EGGS PRODUCED					CHICKENS RAISED						CHICKENS SOLD			
	Farms reporting			Number			Farms reporting		Dozens			Farms reporting			Number			Farms reporting		Number	
	1940 (Apr.1)	1935 (Jan.1)	1930 (Apr1)	1940 (Apr. 1)	1935 (Jan. 1)	1930 (Apr. 1)	1939	1934	1939	1934	1929	1939	1934	1929	1939	1934	1929	1939	1929	1939	1929
MISSOURI—Con.																					
Cass																					
Total	2,632	2,866	2,857	261,902	269,338	381,915	2,522	2,720	1,674,066	1,688,869	2,673,087	2,487	2,702	2,840	439,401	466,845	605,761	1,734	2,340	158,936	275,994
None	------	------	-----	--------	--------	--------	19	25	8,570	10,427	12,364	23	37	15	6,851	7,056	5,300	21	15	6,222	4,311
Under 25	229	307	387	3,904	5,303	11,025	186	269	26,653	46,863	83,556	174	247	371	16,058	21,245	33,730	76	200	5,731	14,591
25-49	363	483		13,068	17,284		335	444	79,807	125,148		324	431		32,675	45,019		159		10,984	
50-99	797	921	669	54,738	60,056	45,861	768	872	328,730	392,673	359,311	753	867	662	102,361	119,287	95,774	491	506	32,506	39,548
100-199	993	871	1,210	127,328	108,166	161,158	972	834	826,042	662,375	1,072,429	968	842	1,206	199,216	171,150	260,273	773	1,064	72,389	113,654
200-399	231	257	523	53,917	62,924	127,362	225	251	335,654	363,473	839,124	228	252	520	72,365	83,403	165,287	200	496	26,886	79,841
400 and over	19	27	68	8,947	15,605	36,509	17	25	68,610	87,910	306,303	17	26	66	9,875	19,685	45,397	14	59	4,218	24,049
Cedar																					
Total	1,881	2,195	2,028	211,328	207,292	276,526	1,770	2,048	1,405,991	1,419,847	1,985,091	1,724	1,965	2,022	282,960	323,610	381,171	1,313	1,723	118,052	194,357
None	------	------	-----	--------	--------	--------	12	43	8,912	11,250	---------	12	36	3	1,569	5,082	735	15	4	1,675	675
Under 25	152	290	295	2,513	4,347	8,402	114	203	11,094	48,847	63,035	97	178	289	5,856	12,408	19,535	41	175	2,860	9,781
25-49	277	404		9,959	14,143		252	347	58,133	103,145		241	333		17,925	31,026		131		5,701	
50-99	493	620	510	33,150	40,095	35,775	462	587	197,408	276,575	265,759	446	560	508	49,930	73,249	64,615	308	411	18,636	32,718
100-199	645	594	709	84,153	74,740	93,651	620	582	539,713	508,384	665,676	622	576	708	113,172	109,377	128,472	537	647	45,250	66,206
200-399	289	257	462	69,943	61,392	113,392	285	256	504,012	394,086	794,962	281	253	462	81,558	77,858	136,154	257	435	37,605	67,872
400 and over	25	30	52	11,610	12,575	25,306	25	30	86,719	77,560	195,659	25	29	52	12,950	14,610	31,660	24	51	6,325	17,105
Chariton																					
Total	2,587	2,905	2,754	268,677	288,170	374,507	2,469	2,875	1,713,763	1,589,778	2,349,406	2,451	2,829	2,733	451,046	517,509	587,002	1,997	2,320	154,501	257,757
None	------	------	-----	--------	--------	--------	4	51	2,061	13,624	3,820	6	63	6	460	9,084	1,750	5	8	301	1,421
Under 25	161	284	321	2,652	4,253	9,492	119	249	19,214	33,746	70,200	113	228	310	9,851	16,751	28,213	70	187	4,421	12,848
25-49	267	420		9,539	14,849		238	406	46,592	97,982		225	387		20,185	42,072		138		6,060	
50-99	802	881	615	53,887	57,072	42,634	764	867	328,686	316,212	282,426	766	852	609	104,917	121,990	93,764	598	492	32,517	39,350
100-199	1,077	974	1,183	135,367	123,861	156,555	1,065	959	853,386	643,606	956,223	1,063	958	1,177	222,700	207,758	252,247	929	1,057	76,750	107,207
200-399	268	316	587	61,632	74,270	143,070	267	313	411,410	414,653	892,781	265	313	583	84,733	104,084	189,803	245	551	30,002	88,078
400 and over	12	30	48	5,600	13,865	22,756	12	30	52,414	69,955	143,956	12	28	48	8,200	15,770	21,225	12	45	4,450	8,853
Christian																					
Total	2,292	2,471	2,298	164,756	205,640	232,970	2,180	2,280	1,145,195	1,226,660	1,862,971	2,115	2,302	2,293	244,987	307,972	357,616	1,490	1,859	96,789	181,391
None	------	------	-----	--------	--------	--------	8	16	6,486	4,222	3,620	12	19	16	996	1,844	2,058	14	18	1,083	2,110
Under 25	382	279	619	5,903	4,261	17,242	331	190	42,036	30,336	149,355	295	229	609	15,853	13,435	45,887	151	395	6,732	23,928
25-49	519	511		17,846	17,484		485	457	111,915	94,288		469	459		32,203	32,780		284		10,676	
50-99	771	852	686	50,667	55,589	46,572	750	811	335,218	326,998	374,414	741	794	678	78,526	85,909	79,739	537	553	29,030	39,923
100-199	519	645	733	64,270	79,983	93,955	506	626	443,984	450,657	729,974	498	619	732	84,715	112,811	133,953	414	653	32,823	66,153
200-399	90	169	227	20,580	40,303	55,504	89	165	161,340	252,989	438,300	90	167	225	28,684	50,758	69,244	82	207	14,560	36,501
400 and over	11	15	33	5,490	8,020	19,697	11	15	44,216	67,170	167,308	10	15	33	4,010	10,435	26,735	8	33	1,885	12,776
Clark																					
Total	1,544	1,697	1,633	144,074	133,015	198,266	1,438	1,647	967,284	731,506	1,411,704	1,431	1,652	1,621	223,559	250,313	312,603	1,158	1,436	89,804	162,765
None	------	------	-----	--------	--------	--------	7	16	2,475	5,019	365	6	21	4	760	2,354	570	10	4	1,013	492
Under 25	119	195	230	1,924	3,121	6,888	87	168	13,080	20,839	53,127	76	165	221	4,134	12,258	16,579	38	137	1,949	9,054
25-49	233	361		8,368	12,499		200	345	52,926	79,065		207	343		16,318	31,904		122		4,786	

50-99	514	580	390	35,044	37,994	27,024	480	565	240,068	210,417	204,231	475	566	385	58,147	74,308	50,345	384	337	20,882	24,363
100-199	572	483	743	73,214	60,082	97,045	558	476	496,657	309,126	682,888	561	479	741	108,215	102,083	156,767	502	694	44,680	80,076
200-399	102	89	256	23,674	15,489	60,934	102	69	148,198	92,000	420,813	102	69	256	33,335	22,481	79,882	98	250	14,944	43,980
400 and over	4	9	14	1,850	3,830	6,375	4	8	13,880	15,040	50,480	4	9	14	2,850	4,925	8,460	4	14	1,550	4,800
Clay																					
Total	1,722	1,636	1,680	134,179	152,589	196,643	1,603	1,555	880,483	755,533	1,366,748	1,612	1,515	1,654	280,625	272,799	327,448	1,004	1,119	93,206	121,966
None	———	———	———	———	———	———	10	7	1,273	956	1,895	19	9	11	3,725	627	1,129	16	6	3,051	495
Under 25	235	201	317	3,574	3,265	8,650	199	187	26,775	18,006	64,891	182	137	294	13,170	9,717	21,517	58	104	2,896	6,576
25-49	373	278		12,893	9,844		335	260	96,081	47,653		336	244		38,261	24,720		160		10,083	
50-99	573	519	460	37,307	34,116	30,999	545	487	243,446	186,521	218,080	551	496	455	87,591	74,263	66,204	358	278	27,216	20,052
100-199	443	474	635	54,563	60,026	83,739	424	455	343,810	289,047	566,098	431	467	631	95,448	101,247	140,141	333	496	29,750	51,981
200-399	91	143	237	22,072	34,026	56,985	83	139	148,808	165,295	396,987	86	142	235	34,130	46,040	74,607	74	208	15,420	29,519
400 and over	7	21	31	3,770	11,312	16,270	7	20	20,290	70,055	118,797	7	20	28	8,300	16,185	23,850	5	27	4,850	13,343
Clinton																					
Total	1,394	1,411	1,387	131,060	139,253	164,309	1,332	1,382	859,964	984,370	1,152,462	1,304	1,374	1,392	236,181	243,072	285,788	1,009	1,181	84,577	124,008
None	———	———	———	———	———	———	6	21	2,076	6,030	5,120	10	25	10	1,182	3,413	1,680	8	11	742	1,247
Under 25	100	114	230	1,533	1,859	6,894	85	100	9,003	15,529	52,501	76	89	228	5,347	6,238	25,875	40	155	1,903	10,013
25-49	209	215		7,532	7,496		195	200	44,054	58,519		184	199		19,236	19,776		108		6,595	
50-99	497	440	349	33,429	29,080	24,116	474	432	211,460	215,017	182,537	471	425	348	71,322	61,197	53,303	357	285	23,375	21,635
100-199	482	492	584	61,151	81,465	76,218	470	480	416,650	419,483	521,708	464	486	583	102,962	99,261	129,960	411	522	37,013	56,988
200-399	101	135	210	23,859	31,418	50,258	97	134	151,336	229,430	336,507	94	135	209	32,132	44,752	70,240	80	199	13,178	31,475
400 and over	5	15	14	3,556	7,935	6,825	5	15	25,385	40,362	54,089	5	15	14	4,000	8,455	6,750	5	11	1,775	2,650
Cole																					
Total	1,552	1,592	1,410	128,606	130,844	150,705	1,507	1,524	885,868	765,972	1,043,701	1,474	1,519	1,413	457,998	231,487	254,529	1,134	1,184	324,149	124,469
None	———	———	———	———	———	———	11	9	4,380	2,223	2,280	14	10	5	1,216	910	665	11	3	606	560
Under 25	186	198	253	2,812	3,045	7,679	161	149	20,920	17,863	51,637	147	146	251	9,179	8,054	20,517	63	150	2,658	8,615
25-49	304	327		10,614	11,164		290	317	77,144	59,851		272	307		22,791	22,375		165		7,809	
50-99	549	523	468	36,350	34,545	32,069	538	513	248,979	202,636	215,473	531	513	468	68,967	70,290	61,774	423	382	26,132	27,478
100-199	411	437	527	51,547	54,920	67,933	405	430	344,554	320,069	466,238	408	436	527	87,209	87,760	110,824	373	494	36,296	57,047
200-399	92	100	147	22,328	23,880	35,781	92	100	152,013	146,050	254,918	92	100	147	32,230	35,600	50,859	90	141	14,248	27,242
400 and over	10	7	15	4,955	3,290	7,243	10	6	37,898	17,300	53,175	10	7	15	256,406	6,500	9,910	9	14	256,420	3,527
Cooper																					
Total	1,916	2,128	2,100	178,564	213,723	258,820	1,839	2,084	1,221,975	1,274,556	1,748,521	1,823	2,084	2,084	527,422	415,514	442,529	1,467	1,758	122,655	192,455
None	———	———	———	———	———	———	14	12	3,633	2,165	8,151	18	15	13	4,675	1,240	2,085	16	12	3,386	1,556
Under 25	153	144	307	2,470	2,312	8,484	123	132	19,398	18,746	68,258	112	124	290	8,539	9,863	28,027	61	171	5,184	11,543
25-49	298	278		10,542	9,460		279	289	69,295	58,172		265	259		24,028	25,574		163		8,291	
50-99	655	663	514	44,463	44,579	35,613	631	646	306,822	257,315	247,643	632	649	509	89,444	99,074	74,784	501	397	30,808	27,754
100-199	659	853	909	81,528	108,067	118,448	645	839	556,103	657,198	777,060	649	847	905	139,174	201,083	205,517	585	813	49,564	90,396
200-399	134	173	338	30,684	41,054	81,785	130	170	209,604	242,009	552,919	130	173	336	47,037	66,875	116,184	125	313	18,740	52,584
400 and over	17	17	32	8,877	8,251	14,490	17	16	57,120	38,951	99,490	17	17	31	14,525	9,805	15,982	16	32	8,662	8,602
Crawford																					
Total	1,579	1,676	1,616	91,673	111,506	149,504	1,446	1,572	654,375	720,900	1,214,146	1,364	1,474	1,555	140,471	185,940	252,367	776	1,142	59,785	115,922
None	———	———	———	———	———	———	5	13	990	4,863	800	15	11	4	4,870	747	415	16	5	6,964	370
Under 25	455	433	672	7,049	6,644	17,913	380	369	41,847	40,738	137,778	302	325	624	12,956	14,365	41,562	119	375	4,305	19,203
25-49	519	528		17,656	17,823		477	494	108,140	91,679		473	471		31,806	28,771		222		10,393	
50-99	361	416	443	22,762	26,115	29,454	344	399	146,114	140,055	225,827	342	377	436	34,204	36,230	56,277	252	342	12,840	25,802
100-199	178	204	344	21,894	26,035	43,996	177	201	154,210	155,638	342,593	169	199	338	30,455	37,558	65,922	132	284	12,487	28,662
200-399	57	74	125	13,422	18,343	30,488	54	73	90,486	134,816	228,042	54	71	123	15,582	26,784	47,234	46	108	6,548	22,965
400-799	5	16	[1]	2,190	8,467	[1]	5	16	18,350	68,290	[1]	5	16	[1]	2,850	12,787	[1]	5	[1]	1,300	[1]
800 and over	4	7	[1]	6,700	8,079	[1]	4	7	94,258	86,821	[1]	4	6	[1]	7,750	8,700	[1]	4	[1]	4,950	[1]
400-699	5	14	19	2,190	7,017	9,594	5	14	18,350	53,790	76,627	5	14	18	2,850	8,787	12,897	5	15	1,300	4,870
700 and over	4	9	13	6,700	9,529	18,059	4	9	94,258	99,321	202,479	4	8	12	7,750	12,700	28,260	4	13	4,950	14,050

[1] Comparison with later censuses may be found in groups below beginning with 400-699.

COUNTY TABLE 1.—CHICKENS ON FARMS 1940, 1935, AND 1930; CHICKEN EGGS PRODUCED AND CHICKENS RAISED 1939, 1934, AND 1929; AND CHICKENS SOLD, 1939 AND 1929; CLASSIFIED BY NUMBER ON HAND—Continued

(Chickens on hand over 4 months old Apr. 1, 1940 and over 3 months old Jan. 1, 1935 and Apr. 1, 1930)

STATE OR COUNTY AND NUMBER OF CHICKENS ON HAND	CHICKENS ON HAND						CHICKEN EGGS PRODUCED					CHICKENS RAISED						CHICKENS SOLD			
	Farms reporting			Number			Farms reporting		Dozens			Farms reporting			Number			Farms reporting		Number	
	1940 (Apr.1)	1935 (Jan.1)	1930 (Apr.1)	1940 (Apr. 1)	1935 (Jan. 1)	1930 (Apr. 1)	1939	1934	1939	1934	1929	1939	1934	1929	1939	1934	1929	1939	1929	1939	1929
MISSOURI—Con.																					
Dade																					
Total	1,894	2,111	2,039	179,231	211,563	254,891	1,782	2,010	1,191,025	1,591,615	1,781,869	1,681	2,001	2,033	261,561	339,467	410,916	1,246	1,664	94,647	197,062
None	—	—	—	—	—	—	10	13	3,144	6,730	315	14	19	6	2,756	2,817	900	15	6	1,844	640
Under 25	214	261	360	3,506	4,136	10,096	168	221	25,436	38,940	68,928	126	218	356	9,609	16,107	29,036	74	231	4,235	13,827
25-49	340	381		12,223	13,387		311	353	64,036	104,780		282	347		21,404	33,295		162		7,346	
50-99	566	578	559	38,116	38,114	38,063	538	556	238,845	278,517	260,431	511	550	553	57,147	70,526	75,421	353	430	18,039	35,905
100-199	573	631	719	73,038	79,212	95,996	557	611	460,650	584,414	640,630	545	612	717	104,424	121,969	152,659	457	625	36,348	70,359
200-399	187	230	363	44,798	55,559	89,661	184	226	335,730	420,561	635,464	187	226	363	57,171	72,877	121,940	172	336	22,920	59,642
400 and over	14	30	(1)	7,550	21,155	(1)	14	30	63,184	157,673	(1)	14	29	(1)	9,050	21,876	(1)	12	(1)	3,865	(1)
400-699	11	23	31	4,800	9,975	13,165	11	23	36,684	78,457	102,396	11	22	31	5,650	11,986	16,850	13	36	3,865	16,689
700 and over	3	7	7	2,750	11,180	7,910	3	7	26,500	79,216	73,705	3	7	7	3,400	9,890	14,110				
Dallas																					
Total	1,767	2,177	1,909	130,507	148,969	181,756	1,613	2,084	850,268	885,031	1,431,903	1,539	1,915	1,803	180,629	219,198	268,733	1,068	1,459	78,369	131,439
None	—	—	—	—	—	—	12	42	5,116	12,994	4,083	13	39	10	3,290	5,017	1,305	18	12	3,167	1,003
Under 25	259	395	522	4,037	6,039	14,724	202	370	27,035	42,141	116,133	174	279	459	11,069	13,691	34,920	92	308	6,237	18,917
25-49	423	584		14,999	20,808		374	541	97,587	119,194		356	501		22,728	35,765		209		8,708	
50-99	590	681	611	39,001	44,142	41,699	550	643	256,146	252,335	323,277	527	612	579	53,908	62,924	64,693	369	473	22,398	29,011
100-199	409	413	580	50,959	52,196	73,499	393	387	321,597	306,948	544,658	386	387	561	63,263	72,233	99,713	304	491	25,858	48,168
200-399	78	96	180	17,661	22,384	43,810	74	93	119,716	130,209	363,102	77	89	178	23,696	26,483	57,437	70	161	11,134	28,515
400 and over	8	8	16	3,850	3,400	8,024	8	8	23,071	21,210	80,650	6	8	16	2,675	3,085	10,665	6	14	867	5,825
Daviess																					
Total	2,217	2,346	2,348	255,961	237,339	351,395	2,102	2,270	1,734,748	1,696,314	2,457,212	2,081	2,288	2,340	383,079	406,978	474,644	1,700	1,918	133,800	192,363
None	—	—	—	—	—	—	8	34	3,981	11,914	5,235	10	46	6	1,616	6,503	1,140	12	6	1,127	435
Under 25	107	191	265	1,738	3,170	7,479	85	155	14,723	22,631	56,530	73	157	263	9,960	16,034	19,328	41	122	5,442	6,980
25-49	197	342		7,328	12,392		167	311	46,239	92,166		163	320		17,273	36,324		92		5,352	
50-99	604	716	417	41,622	47,418	28,280	561	695	281,587	310,623	209,390	556	687	412	72,116	101,276	51,914	414	298	21,130	18,469
100-199	1,015	828	989	132,274	103,408	133,038	992	814	877,310	743,195	921,651	987	814	985	193,528	165,159	194,850	866	857	65,184	77,115
200-399	276	248	606	64,581	60,394	148,629	271	240	439,829	444,728	1,019,467	274	243	603	79,941	70,682	172,858	258	567	30,538	72,608
400 and over	18	21	71	8,418	10,557	33,969	18	21	71,079	71,057	244,939	18	21	71	8,645	11,000	34,554	17	68	5,027	16,756
De Kalb																					
Total	1,666	1,845	1,800	189,691	201,725	258,815	1,629	1,806	1,261,875	1,273,235	1,730,868	1,590	1,765	1,800	320,413	325,838	395,924	1,347	1,504	118,123	176,586
None	—	—	—	—	—	—	7	22	1,786	6,671	5,405	4	23	7	790	2,445	830	7	5	953	420
Under 25	82	157	199	1,319	2,744	5,977	72	134	11,489	22,816	43,752	61	121	198	6,805	11,283	16,859	28	108	3,821	7,423
25-49	168	244		6,285	8,850		158	232	35,749	63,914		147	218		15,481	22,785		102		5,114	
50-99	460	487	352	31,361	31,875	24,316	444	471	184,177	203,583	169,345	435	462	351	61,918	63,100	48,624	340	250	20,279	19,315
100-199	725	685	776	93,662	87,752	103,319	718	675	602,998	519,298	710,102	712	672	772	154,799	135,398	166,908	649	703	54,453	74,552
200-399	223	252	432	52,419	60,914	106,608	222	252	376,451	387,388	676,712	223	249	431	72,870	79,002	137,663	213	399	30,053	63,346
400 and over	8	20	41	4,645	9,590	18,595	8	20	49,225	69,565	125,552	8	20	41	7,750	11,825	25,040	8	39	3,450	11,530
Dent																					
Total	1,591	1,727	1,592	99,765	106,898	117,495	1,521	1,686	814,377	695,949	902,112	1,446	1,418	1,587	151,740	143,626	198,407	995	1,222	68,669	99,404
None	—	—	—	—	—	—	21	37	7,879	8,304	4,905	17	38	12	987	2,994	894	22	12	1,227	708
Under 25	366	380	629	5,546	6,200	17,493	318	344	42,287	41,944	128,089	288	257	616	13,488	10,074	38,045	145	376	5,855	17,113
25-49	456	541		15,896	18,796		441	516	119,433	105,027		412	415		28,089	24,705		259		11,806	

50-99	482	516	580	31,018	32,505	38,298	460	506	237,623	204,500	287,273	449	447	576	44,995	44,451	68,933	331	481	17,619	34,794
100-199	223	213	292	27,646	26,614	37,013	217	208	228,443	169,396	261,466	218	193	292	40,989	35,714	54,133	177	265	19,575	27,348
200-399	52	64	82	12,981	14,887	19,583	52	62	124,763	98,648	168,494	51	56	82	16,562	17,798	29,337	50	79	9,570	15,241
400 and over	12	13	9	6,678	7,896	5,108	12	13	53,949	68,130	51,885	11	12	9	6,630	7,890	7,065	11	9	3,017	4,200
Douglas																					
Total	2,565	2,682	2,424	151,461	193,470	219,403	2,327	2,537	945,005	1,326,458	1,748,864	2,194	2,158	2,420	193,359	202,905	291,462	1,423	1,626	83,889	132,065
None	------	------	-----	-------	-------	-------	18	29	4,363	8,015	5,924	27	30	13	1,792	2,225	1,205	27	11	1,303	1,071
Under 25	623	477	798	9,843	7,526	22,471	493	419	46,902	47,872	173,265	455	306	786	20,631	12,548	42,011	216	364	9,955	16,725
25-49	734	686		25,669	23,875		660	633	131,158	140,724		619	522		33,100	25,926		360		12,766	
50-99	787	857	794	50,976	54,900	53,427	750	817	288,673	343,588	404,311	697	719	791	58,217	55,360	74,280	495	562	23,683	29,363
100-199	344	497	618	43,138	60,618	78,805	332	477	296,576	438,057	622,696	324	430	617	51,854	59,125	93,835	261	494	21,074	40,993
200-399	67	141	171	16,475	34,139	41,227	64	140	132,788	244,552	337,215	62	129	170	20,315	34,576	47,850	54	154	10,989	23,969
400 and over	10	24	43	5,360	12,412	23,473	10	22	44,545	103,650	205,453	10	22	43	7,450	13,145	32,301	10	41	4,119	19,944
Dunklin																					
Total	3,145	3,394	3,247	121,928	145,276	108,154	2,988	3,059	578,887	380,098	704,894	2,958	3,232	3,213	257,782	266,823	261,394	1,600	1,706	71,447	82,718
None	------	------	-----	-------	-------	-------	22	1	3,936	40	592	27	3	11	2,313	250	1,406	22	10	1,301	1,060
Under 25	1,089	937	2,627	18,005	15,801	61,895	974	807	82,308	35,612	424,258	943	842	2,583	53,122	37,277	173,087	402	1,272	12,951	51,151
25-49	1,286	1,313		43,903	44,989		1,243	1,188	206,230	105,332		1,240	1,273		103,893	90,907		665		26,928	
50-99	598	919	500	36,574	56,213	30,286	579	849	173,157	141,120	179,464	579	890	499	67,097	97,943	63,058	398	334	20,869	21,027
100-199	144	205	104	16,826	22,868	12,004	143	194	85,441	66,156	73,564	142	204	104	23,412	34,121	17,499	95	76	7,548	6,280
200 and over	28	20	16	6,620	5,405	3,969	27	20	27,815	31,838	27,016	27	20	16	7,945	6,325	6,364	18	14	1,850	3,200
Franklin																					
Total	3,080	3,253	3,164	322,517	355,125	401,890	2,997	3,073	2,561,660	2,169,021	3,141,484	2,844	2,969	3,168	473,443	453,922	566,337	2,035	2,627	222,395	271,892
None	------	------	-----	-------	-------	-------	15	19	6,508	4,810	17,435	21	23	19	6,599	3,586	5,436	15	20	5,511	5,406
Under 25	296	347	483	4,823	5,467	13,513	249	241	34,325	25,311	103,824	213	220	476	16,124	11,645	32,902	84	242	9,058	14,330
25-49	501	514		17,577	17,793		481	466	124,537	95,422		423	442		32,831	28,000		208		9,642	
50-99	904	881	861	59,129	57,934	59,190	887	854	424,542	333,461	457,587	848	818	858	102,760	80,392	101,745	558	671	35,116	42,892
100-199	969	1,018	1,208	126,347	132,124	158,445	959	1,006	1,007,510	796,098	1,192,705	933	983	1,205	174,511	160,683	220,107	804	1,103	69,820	102,602
200-399	364	426	552	86,213	103,112	134,677	361	420	702,158	629,894	1,055,836	361	418	550	100,641	111,807	155,333	322	532	47,541	76,258
400-799	39	57	(1)	19,174	27,095	(1)	38	57	160,349	167,065	(1)	38	56	(1)	25,855	32,775	(1)	37	(1)	17,043	(1)
800 and over	7	10	(1)	9,254	11,600	(1)	7	10	101,731	116,960	(1)	7	9	(1)	14,122	25,034	(1)	7	(1)	28,864	(1)
400-699	38	55	46	18,474	25,695	21,215	37	55	156,749	157,325	164,964	37	54	46	25,655	30,175	27,874	36	45	15,843	15,964
700-999	4	6	8	3,150	4,750	5,950	4	6	25,723	45,730	67,733	4	5	8	4,200	8,100	8,300	4	8	3,800	5,340
1000 and over	4	6	6	6,804	8,250	8,900	4	6	79,608	80,970	81,400	4	6	6	10,122	19,534	14,640	4	6	26,264	9,100
Gasconade																					
Total	1,440	1,602	1,441	151,407	164,690	184,698	1,399	1,553	1,132,722	1,126,106	1,406,278	1,358	1,517	1,425	209,520	191,431	249,901	1,102	1,320	91,436	123,457
None	------	------	-----	-------	-------	-------	5	1	2,075	180	1,377	9	2	1	740	50	100	8	2	493	122
Under 25	92	126	129	1,487	1,952	3,968	75	103	11,885	12,560	30,132	65	98	118	4,395	4,212	9,287	33	86	1,613	4,680
25-49	198	250		7,026	9,055		188	236	47,988	64,270		175	225		13,636	14,062		113		4,754	
50-99	456	475	399	30,977	32,052	28,024	446	465	232,821	212,475	221,071	431	456	395	51,822	40,845	47,306	339	354	22,329	22,694
100-199	526	561	650	69,671	72,702	86,132	519	558	515,315	505,998	674,852	516	551	649	91,052	81,833	117,255	458	621	38,511	56,953
200-399	155	178	249	36,146	42,629	60,279	153	178	281,774	296,394	430,494	149	173	248	39,300	43,557	67,556	138	243	19,213	34,752
400 and over	13	12	14	6,100	6,300	6,295	13	12	40,864	34,229	48,352	13	12	14	8,575	6,872	8,397	13	14	4,523	4,256
Gentry																					
Total	1,897	1,893	2,033	215,439	207,417	280,776	1,826	1,889	1,517,143	1,139,216	1,890,992	1,817	1,829	2,022	339,167	337,136	413,594	1,562	1,655	127,130	167,217
None	------	------	-----	-------	-------	-------	6	28	1,273	9,495	4,232	10	26	6	1,045	3,503	1,309	12	6	820	824
Under 25	138	139	245	2,027	2,340	6,717	108	126	17,748	20,316	48,200	101	108	236	8,906	9,089	19,278	59	121	3,520	8,098
25-49	169	232		6,239	8,298		155	226	42,860	54,162		153	216		16,349	19,098		106		6,940	
50-99	501	566	451	34,585	37,237	30,978	482	562	244,474	233,889	224,837	483	548	446	64,635	76,499	57,014	385	313	21,867	18,840
100-199	815	674	827	106,232	84,992	109,869	803	667	759,484	444,672	739,559	800	658	825	161,367	135,229	166,118	739	740	59,239	67,803
200-399	263	258	473	61,531	62,050	115,069	261	256	416,184	299,250	743,467	259	250	472	81,290	80,931	147,701	251	444	32,849	63,651
400 and over	11	24	37	4,825	12,500	18,143	11	24	35,120	77,432	130,697	11	23	37	5,575	12,787	22,174	10	31	1,895	8,001

[1] Comparison with later censuses may be found in groups below beginning with 400-699.

COUNTY TABLE 1.—CHICKENS ON FARMS 1940, 1935, AND 1930; CHICKEN EGGS PRODUCED AND CHICKENS RAISED 1939, 1934, AND 1929; AND CHICKENS SOLD, 1939 AND 1929; CLASSIFIED BY NUMBER ON HAND—Continued

(Chickens on hand over 4 months old Apr. 1, 1940 and over 3 months old Jan. 1, 1935 and Apr. 1, 1930)

STATE OR COUNTY AND NUMBER OF CHICKENS ON HAND	CHICKENS ON HAND						CHICKEN EGGS PRODUCED					CHICKENS RAISED						CHICKENS SOLD			
	Farms reporting			Number			Farms reporting		Dozens			Farms reporting			Number			Farms reporting		Number	
	1940 (Apr.1)	1935 (Jan.1)	1930 (Apr1)	1940 (Apr. 1)	1935 (Jan. 1)	1930 (Apr. 1)	1939	1934	1939	1934	1929	1939	1934	1929	1939	1934	1929	1939	1929	1939	1929
MISSOURI—Con.																					
Greene																					
Total	3,846	4,168	4,054	231,306	300,156	364,373	3,526	3,827	1,466,082	1,892,914	2,913,135	3,509	3,600	4,068	407,363	493,014	649,488	2,048	2,921	146,975	298,005
None	———	———	———	———	———	———	20	31	7,188	7,323	25,386	39	46	40	5,474	6,671	6,955	33	38	4,580	5,586
Under 25	848	837	1,355	13,408	12,871	36,141	690	757	85,845	76,574	270,079	665	569	1,338	38,162	34,990	100,980	274	649	12,663	40,857
25-49	1,079	1,040		37,285	36,003		992	920	224,568	221,368		983	885		90,987	73,248		486		37,441	
50-99	1,185	1,250	1,289	75,417	80,435	86,099	1,110	1,127	445,687	491,028	675,199	1,120	1,134	1,287	123,362	142,648	171,437	713	984	35,358	75,136
100-199	622	802	1,017	75,371	99,093	129,007	604	762	495,357	611,090	1,014,821	593	745	1,012	106,093	147,841	210,978	455	895	34,815	97,990
200-399	99	188	330	23,320	45,023	78,760	97	181	161,476	300,249	626,062	96	176	328	29,960	57,101	115,113	77	298	12,076	55,648
400 and over	13	51	63	6,505	26,731	34,366	13	49	45,961	185,282	301,588	13	45	63	13,325	30,515	44,025	10	57	10,042	22,788
Grundy																					
Total	1,671	1,774	1,659	185,862	152,632	222,312	1,515	1,718	1,152,105	964,724	1,420,262	1,527	1,688	1,579	268,418	296,916	331,139	1,064	1,387	94,046	148,721
None	———	———	———	———	———	———	14	35	2,672	7,249	8,577	17	37	12	1,850	5,356	1,664	12	13	1,482	1,249
Under 25	133	234	213	1,975	3,570	6,289	90	193	9,581	37,607	38,460	96	174	172	7,807	17,837	16,346	39	108	3,688	7,492
25-49	167	298		5,861	10,357		126	276	33,842	80,553		129	268		10,894	32,453		55		3,929	
50-99	428	581	349	29,615	38,386	24,087	381	566	185,777	249,964	160,471	380	554	323	50,339	90,512	46,036	241	261	16,904	20,666
100-199	711	521	716	91,657	65,463	94,756	683	509	594,500	374,796	600,103	688	515	696	131,851	107,948	144,540	524	638	43,446	61,331
200-399	223	130	358	51,344	30,376	86,713	212	129	294,446	181,846	535,698	208	130	353	60,637	36,785	110,238	186	345	22,992	52,668
400 and over	9	10	23	5,410	4,480	10,467	9	10	31,285	32,709	76,953	9	10	23	5,040	6,025	12,315	7	22	1,605	5,315
Harrison																					
Total	2,667	2,805	2,893	315,598	294,118	450,548	2,522	2,742	2,076,137	1,899,136	2,732,192	2,523	2,726	2,891	453,611	507,871	617,527	2,056	2,397	162,495	263,005
None	———	———	———	———	———	———	13	42	7,338	12,425	12,396	23	48	19	10,199	4,934	3,710	16	18	9,351	2,361
Under 25	145	222	326	2,226	3,443	9,352	108	195	17,305	41,425	68,227	95	184	323	6,672	18,136	27,358	49	179	3,077	12,378
25-49	227	385		8,221	13,845		195	360	59,292	118,222		186	355		17,179	39,215		114		5,752	
50-99	678	819	495	46,353	54,215	34,029	631	788	304,400	372,836	238,005	637	782	488	77,347	111,431	59,179	478	352	23,712	23,096
100-199	1,192	1,021	1,109	155,903	131,997	150,173	1,154	1,005	1,014,767	825,489	878,891	1,160	1,005	1,101	220,763	213,044	218,517	1,011	958	75,368	89,484
200-399	416	336	874	98,795	80,087	216,698	412	330	646,315	459,999	1,290,713	413	330	871	117,176	106,626	264,023	381	803	43,610	113,573
400 and over	9	22	89	4,100	10,531	40,296	9	22	26,720	68,740	243,960	9	22	89	4,275	14,485	44,740	7	87	1,625	22,113
Henry																					
Total	2,487	2,822	2,739	294,510	316,938	435,394	2,335	2,702	1,803,678	1,902,142	2,845,429	2,307	2,676	2,734	471,450	484,820	639,706	1,781	2,338	186,226	295,286
None	———	———	———	———	———	———	19	42	10,353	15,606	3,700	19	56	7	67,519	7,572	1,175	17	7	41,535	745
Under 25	160	294	271	2,398	4,377	7,729	122	233	15,597	40,197	58,128	95	224	267	7,554	17,956	23,770	50	128	3,764	9,790
25-49	240	364		8,334	12,569		203	319	47,035	75,825		206	311		16,391	32,138		105		4,999	
50-99	620	698	495	42,082	46,491	34,309	568	665	252,768	274,083	242,630	568	655	491	65,301	86,339	64,655	383	386	19,840	28,742
100-199	1,068	1,005	1,089	140,136	130,493	147,630	1,030	987	863,361	779,948	927,919	1,029	978	1,087	192,987	190,652	233,131	872	988	67,688	107,157
200-399	376	416	795	88,791	99,798	199,036	371	411	518,528	560,087	1,249,265	368	408	793	104,473	121,923	251,093	333	745	38,685	117,411
400-799	20	43	(1)	9,069	19,910	(1)	22	45	96,036	156,396	(1)	22	44	(1)	17,225	28,240	(1)	21	(1)	9,715	(1)
800 and over	3	2	(1)	3,700	3,300	(1)															
400-699	20	40	79	9,069	17,760	36,090															
700-999	———	3	6	———	2,150	4,800	22	45	96,036	156,396	363,787	22	44	89	17,225	28,240	65,882	21	84	9,715	31,441
1000 and over	3	2	4	3,700	3,300	5,800															

Hickory																					
Total	1,266	1,338	1,268	134,095	147,182	178,383	1,191	1,261	936,261	935,406	1,504,484	1,152	1,241	1,262	177,502	202,662	228,431	915	956	75,446	102,681
None							7	14	3,270	7,118	3,802	6	13	6	585	1,987	910	7	6	672	1,050
Under 25	124	121	191	1,950	1,910	5,148	97	77	12,963	15,494	41,775	85	87	186	6,222	5,440	11,561	47	83	3,493	5,113
25-49	190	199		6,868	7,126		167	184	37,891	45,917		156	169		11,254	12,008		92		3,819	
50-99	338	334	222	22,819	22,205	15,261	317	314	141,379	144,970	127,568	306	310	219	32,481	34,150	23,147	241	140	12,674	8,085
100-199	441	477	524	57,927	61,971	69,807	432	468	401,445	385,340	590,440	426	459	522	73,178	81,338	91,289	364	424	29,261	36,476
200-399	159	187	299	38,318	44,745	72,920	157	184	285,401	273,694	610,522	159	183	297	45,885	55,198	82,294	150	272	20,882	40,020
400 and over	14	20	32	6,213	9,225	15,247	14	20	53,912	62,873	130,377	14	20	32	7,897	12,541	19,230	14	31	4,645	11,937
Holt																					
Total	1,451	1,675	1,582	133,171	154,087	177,873	1,393	1,591	948,106	840,434	1,245,153	1,400	1,619	1,581	259,234	277,405	316,218	1,107	1,220	88,214	121,360
None							17	4	3,667	3,600	1,774	16	5	6	2,495	1,600	544	17	4	1,132	316
Under 25	114	165	266	1,830	2,738	7,840	92	135	17,826	15,274	58,719	85	135	263	6,989	9,354	20,508	40	111	2,164	6,009
25-49	193	223		6,884	7,940		171	203	51,850	46,724		173	211		18,899	21,538		106		6,030	
50-99	491	553	427	32,699	36,208	29,145	472	528	241,841	188,124	212,361	480	540	424	74,933	78,468	62,764	356	310	25,015	21,176
100-199	561	581	675	70,368	70,622	86,558	549	571	482,995	361,541	614,742	556	577	674	124,109	113,771	154,067	507	594	43,489	59,238
200 and over	92	153	214	21,390	36,579	54,330	92	150	149,927	225,171	357,557	90	151	214	31,809	52,674	78,335	81	201	10,384	34,621
Howard																					
Total	1,482	1,672	1,578	116,828	123,113	167,928	1,415	1,619	783,865	778,437	1,130,048	1,403	1,606	1,533	225,048	257,348	287,922	930	1,227	64,745	114,168
None							6	18	3,198	5,600	3,281	6	20	14	1,525	2,553	1,636	9	12	1,171	775
Under 25	145	257	254	2,483	4,025	7,404	118	223	16,790	28,806	47,374	115	216	227	8,420	15,559	21,127	52	117	2,593	7,295
25-49	269	383		9,607	13,252		251	364	59,093	86,127		243	359		22,893	34,745		129		4,866	
50-99	595	542	476	39,625	35,286	32,240	575	527	261,580	211,084	209,955	569	526	457	85,497	76,988	63,186	358	355	21,822	22,542
100-199	415	412	679	50,833	50,492	86,219	407	409	336,066	318,636	574,090	412	408	668	87,664	96,357	140,159	335	586	27,331	56,710
200-399	55	72	161	12,760	16,623	37,975	55	72	92,278	101,185	260,038	55	71	159	16,949	26,763	54,780	44	149	5,912	22,820
400 and over	3	6	8	1,520	3,435	4,090	3	6	14,860	27,019	35,310	3	6	8	2,100	4,383	7,034	3	8	1,050	4,026
Howell																					
Total	2,863	2,931	2,661	156,986	178,002	207,684	2,648	2,731	1,017,434	942,540	1,553,435	2,395	2,286	2,670	249,159	236,513	320,702	1,458	1,936	114,378	162,226
None							21	5	4,086	430	9,058	41	6	17	2,959	451	2,221	40	21	2,279	1,806
Under 25	840	695	1,101	12,922	10,990	29,786	705	602	76,687	52,327	238,852	555	455	1,098	28,616	17,778	62,531	246	640	14,294	31,929
25-49	883	945		30,501	32,792		828	897	176,240	158,528		762	727		48,168	45,786		407		17,401	
50-99	731	798	836	46,699	51,032	55,847	696	754	282,880	260,592	411,688	655	660	834	63,524	62,219	91,501	439	644	24,013	43,530
100-199	325	374	541	40,923	45,262	67,701	315	355	288,047	244,178	498,008	303	326	538	65,595	59,755	87,952	253	469	35,714	45,123
200-399	71	95	153	17,121	22,621	38,295	70	94	123,514	121,029	278,054	67	88	153	22,182	31,564	51,307	61	132	11,727	24,969
400-799	8	20	[1]	3,920	10,055	[1]	8	20	30,680	72,506	[1]	7	20	[1]	8,515	11,760	[1]	7	[1]	3,600	[1]
800 and over	5	4	[1]	4,900	5,250	[1]	5	4	35,300	34,950	[1]	5	4	[1]	9,600	7,200	[1]	5	[1]	5,350	[1]
400-699	8	18	26	3,920	8,655	12,155	8	18	30,680	68,406	90,019	7	18	26	8,515	9,610	19,150	7	26	3,600	10,769
700-999	1	2	2	900	1,400	1,500	1	2	7,500	4,100	10,925	1	2	2	3,500	2,150	2,440	1	2	1,700	1,500
1000 and over	4	4	2	4,000	5,250	2,400	4	4	27,800	34,950	17,033	4	4	2	6,100	7,200	3,600	4	2	3,650	2,600
Iron																					
Total	1,081	964	840	37,813	35,143	37,801	1,036	870	186,448	173,005	280,760	985	781	839	88,664	49,470	70,637	291	573	15,644	31,392
None							7	-----	3,280	---------	485	6	1	4	505	12	200	5	4	265	220
Under 25	455	414	587	7,215	6,034	15,010	422	355	38,215	25,080	107,681	395	288	582	17,247	9,057	33,451	65	363	2,551	14,221
25-49	386	370		12,825	12,149		372	344	54,064	49,842		353	324		23,277	15,489		107		4,131	
50-99	203	150	203	12,146	8,995	12,805	202	142	55,398	35,275	81,777	195	141	203	18,961	13,270	19,674	90	165	5,457	8,535
100-199	34	26	41	3,852	3,060	4,851	33	29	35,491	62,808	90,817	33	23	41	5,084	2,542	8,472	21	33	1,440	4,016
200 and over	3	4	9	1,775	4,905	5,135						3	4	9	3,590	9,100	8,840	3	8	1,800	4,400
Jackson																					
Total	3,147	3,368	3,051	205,435	220,734	298,437	2,758	3,091	1,419,036	1,404,218	2,315,449	2,752	3,039	3,045	569,407	436,951	520,469	1,167	1,837	283,610	198,110
None							26	33	6,391	14,905	10,638	61	41	31	101,051	18,935	5,348	39	25	100,195	4,107
Under 25	713	864	978	10,687	13,365	25,447	532	684	68,454	85,246	195,785	485	655	952	54,655	44,642	77,518	108	357	30,897	26,889
25-49	814	833		27,864	29,043		709	771	174,250	171,389		700	753		70,008	67,015		232		16,211	
50-99	896	900	836	56,295	56,376	54,749	828	852	370,059	332,183	412,340	821	848	829	131,148	108,649	111,225	369	504	45,983	36,287
100-199	576	599	902	69,956	73,066	115,787	525	584	477,958	465,312	859,835	542	578	900	116,643	124,803	185,620	309	672	30,510	69,307

[1] Comparison with later censuses may be found in groups below beginning with 400-699.

COUNTY TABLE 1.—CHICKENS ON FARMS 1940, 1935, AND 1930; CHICKEN EGGS PRODUCED AND CHICKENS RAISED 1939, 1934, AND 1929; AND CHICKENS SOLD, 1939 AND 1929; CLASSIFIED BY NUMBER ON HAND—Continued

(Chickens on hand over 4 months old Apr. 1, 1940 and over 3 months old Jan. 1, 1935 and Apr. 1, 1930)

STATE OR COUNTY AND NUMBER OF CHICKENS ON HAND	CHICKENS ON HAND						CHICKEN EGGS PRODUCED					CHICKENS RAISED						CHICKENS SOLD			
	Farms reporting			Number			Farms reporting		Dozens			Farms reporting			Number			Farms reporting		Number	
	1940 (Apr.1)	1935 (Jan.1)	1930 (Apr.1)	1940 (Apr. 1)	1935 (Jan. 1)	1930 (Apr. 1)	1939	1934	1939	1934	1929	1939	1934	1929	1939	1934	1929	1939	1929	1939	1929
MISSOURI—Con.																					
Jackson—Contd.																					
200-399	128	150	270	30,188	35,588	65,496	120	145	233,344	225,326	501,366	123	142	268	48,532	52,635	84,468	93	221	21,469	34,121
400 and over	20	22	(1)	10,445	13,296	(1)	20	22	88,580	109,857	(1)	20	22	(1)	47,370	20,272	(1)	17	(1)	38,345	(1)
400-699	17	15	54	7,945	6,530	24,933	17	15	73,580	56,857	220,169	17	15	54	42,870	11,245	39,690	17	58	38,345	27,399
700 and over	3	7	11	2,500	6,766	12,025	3	7	15,000	53,000	115,116	3	7	11	4,500	9,027	16,600				
Jasper																					
Total	2,731	3,146	2,737	166,665	199,960	237,336	2,630	2,943	994,040	1,155,475	1,916,436	2,527	2,879	2,734	291,151	393,475	447,495	1,215	1,952	88,758	198,457
None							15	25	2,682	3,385	22,636	44	37	30	3,143	2,870	6,487	19	23	1,747	4,850
Under 25	673	792	1,006	10,867	11,789	26,187	607	637	64,623	55,032	217,889	549	597	982	32,091	40,560	74,859	131	529	8,294	28,869
25-49	732	832		25,110	28,669		707	795	150,366	154,014		663	777		53,617	71,945		284		14,339	
50-99	787	854	836	50,228	54,709	55,209	769	832	291,968	308,871	438,887	748	822	832	89,254	109,909	120,538	414	635	27,557	52,276
100-199	441	520	650	54,342	63,823	82,302	435	508	313,202	350,018	610,925	426	502	647	77,556	103,978	138,528	289	551	23,718	59,140
200-399	89	132	205	21,123	31,020	49,776	88	130	130,048	202,230	401,665	88	128	203	26,250	46,738	68,992	70	178	9,603	31,388
400 and over	9	16	40	4,995	9,950	23,862	9	16	41,151	81,925	224,434	9	16	40	9,240	17,475	38,091	8	36	3,500	21,934
Jefferson																					
Total	2,168	2,314	2,022	161,378	182,978	218,171	2,069	2,124	1,124,439	1,178,265	1,553,142	2,004	1,942	1,999	288,054	283,878	395,627	1,077	1,555	121,750	174,122
None							19	5	9,284	5,098	14,074	26	9	6	20,533	6,713	660	18	7	21,323	627
Under 25	446	452	505	6,685	6,954	14,732	387	410	40,180	49,470	109,837	344	271	492	16,426	12,938	38,571	102	270	5,363	22,177
25-49	532	542		18,232	18,766		494	483	104,312	113,539		484	429		34,217	31,020		195		8,177	
50-99	620	668	612	39,676	43,580	40,511	603	602	245,404	269,541	293,255	591	613	601	64,720	70,928	75,951	331	477	18,220	39,120
100-199	411	454	601	52,025	55,771	76,887	409	434	374,929	348,315	513,203	403	432	598	75,883	79,378	117,843	299	526	30,594	55,555
200-399	138	166	266	33,090	40,357	65,358	136	158	248,833	244,469	440,571	136	157	264	46,735	55,711	134,549	114	239	19,000	39,564
400-799	17	29	(1)	8,350	14,150	(1)	17	29	71,397	114,133	(1)	16	28	(1)	20,940	18,740	(1)	14	(1)	12,908	(1)
800 and over	4	3	(1)	3,320	3,400	(1)	4	3	30,100	33,700	(1)	4	3	(1)	8,600	8,450	(1)	4	(1)	6,165	(1)
400-699	16	25	32	7,574	11,250	15,183	16	25	62,353	85,403	127,747	15	24	32	19,840	14,840	19,810	13	31	12,188	11,807
700 and over	5	7	6	4,096	6,300	5,500	5	7	39,144	62,430	54,455	5	7	6	9,700	12,350	8,243	5	5	6,885	5,272
Johnson																					
Total	2,849	2,946	3,125	300,295	289,622	439,892	2,735	2,860	2,043,799	1,850,792	3,021,623	2,638	2,746	3,131	433,714	451,906	691,719	1,828	2,605	133,140	297,127
None							10	14	4,767	5,505	20,049	7	19	27	825	4,450	4,287	5	25	990	2,579
Under 25	151	291	377	2,451	4,673	11,093	119	254	17,979	40,863	75,092	102	219	367	7,877	18,402	33,259	50	205	3,495	14,880
25-49	369	489		13,125	17,328		337	465	87,589	118,450		319	428		30,565	40,328		173		10,012	
50-99	894	846	682	60,253	56,231	47,106	858	819	397,196	350,208	325,587	817	794	677	100,409	98,898	94,084	504	499	27,584	34,296
100-199	1,101	997	1,297	141,045	127,733	172,915	1,080	987	958,592	786,877	1,170,343	1,068	967	1,296	199,824	185,450	287,613	832	1,150	58,164	121,652
200-399	315	295	672	73,606	70,003	163,015	312	294	504,170	467,924	1,060,432	308	291	667	83,544	88,449	215,859	253	630	27,674	96,987
400 and over	19	28	97	9,815	13,654	45,763	19	27	73,506	80,965	370,120	17	28	97	10,670	15,929	56,617	11	96	5,221	26,733
Knox																					
Total	1,489	1,642	1,632	152,633	144,513	238,063	1,418	1,640	1,039,394	982,516	1,646,518	1,395	1,578	1,632	216,849	244,579	372,878	1,099	1,409	76,552	168,481
None							12	36	3,416	10,538	5,440	11	36	12	1,322	4,767	2,315	11	11	1,047	1,760
Under 25	91	198	196	1,465	3,105	5,653	76	178	10,570	33,814	38,040	65	160	189	3,902	12,442	16,159	30	103	1,344	5,291
25-49	199	291		7,117	10,101		177	282	48,901	78,452		166	270		13,121	28,682		102		4,598	

50-99	469	516	305	31,780	33,495	20,635	444	510	205,869	230,267	138,154	436	494	301	51,624	61,049	39,131	330	230	17,285	17,575
100-199	567	499	675	73,081	61,418	90,582	548	496	485,215	405,274	570,847	555	484	674	103,168	91,049	147,587	480	618	36,639	65,150
200-399	158	126	418	36,340	30,119	101,763	156	126	269,813	176,491	733,251	157	122	418	40,992	37,080	141,736	142	410	15,039	67,685
400 and over	5	12	38	2,850	6,275	19,430	5	12	17,610	49,680	160,786	5	12	38	2,720	9,510	25,950	4	37	600	11,020
Laclede																					
Total	2,479	2,479	2,326	152,175	151,283	197,361	2,299	2,276	1,154,669	889,540	1,374,109	2,155	2,255	2,138	265,326	273,882	312,230	1,554	1,824	132,670	168,672
None	------	------	------	-------	-------	-------	16	10	4,129	4,805	2,350	34	32	16	4,426	3,699	1,690	31	15	3,621	1,935
Under 25	534	573	705	8,529	8,676	19,784	437	477	62,949	55,103	141,597	318	449	588	18,171	24,445	45,393	180	434	9,310	25,184
25-49	707	694		24,638	23,866		666	640	177,012	138,217		651	628		47,987	52,150		374		18,923	
50-99	774	724	816	50,554	46,957	54,818	735	678	379,210	280,019	394,483	714	677	763	85,572	83,969	88,605	570	660	41,322	44,972
100-199	385	410	645	48,274	51,163	82,191	369	396	382,371	289,512	562,485	363	394	618	77,793	80,726	118,662	328	568	40,527	64,661
200-399	75	74	151	17,815	18,781	36,508	72	71	135,508	109,429	255,856	71	71	144	28,071	26,143	50,430	68	138	17,080	28,220
400 and over	4	4	9	2,365	1,840	4,060	4	4	13,490	12,455	37,338	4	4	9	3,306	2,750	7,450	3	9	1,887	3,700
Lafayette																					
Total	2,613	2,780	2,824	309,950	342,071	429,666	2,425	2,719	2,546,895	2,196,414	3,771,024	2,421	2,664	2,816	469,317	537,241	679,469	1,842	2,280	158,841	294,313
None	------	------	------	-------	-------	-------	9	9	3,131	3,325	10,358	15	12	12	1,610	3,507	1,718	11	9	1,070	1,058
Under 25	188	182	297	3,009	2,658	8,476	140	154	27,378	16,806	75,127	117	141	291	10,822	9,209	25,339	54	111	5,273	8,797
25-49	272	367		9,588	12,408		234	350	74,609	80,587		224	330		21,100	36,467		111		5,483	
50-99	680	662	558	45,882	43,688	38,016	628	651	355,033	259,575	338,346	629	633	551	88,916	85,539	78,054	443	368	25,227	28,972
100-199	1,036	1,033	1,196	134,844	133,874	163,234	990	1,020	1,064,994	824,710	1,443,805	1,011	1,016	1,190	207,091	210,502	270,943	830	1,061	64,143	116,100
200-399	400	473	663	97,139	115,825	164,438	387	472	811,196	761,085	1,445,474	388	471	662	113,879	148,614	230,754	358	625	43,595	106,108
400-799	34	57	(1)	16,198	27,706	(1)	34	57	176,699	207,426	(1)	34	55	(1)	18,399	32,403	(1)	32	(1)	9,650	(1)
800 and over	3	6	(1)	3,290	5,912	(1)	3	6	33,855	42,900	(1)	3	6	(1)	7,500	11,000	(1)	3	(1)	4,400	(1)
400-699	33	54	99	15,498	25,606	44,625	33	54	169,399	186,816	374,035	33	53	99	17,799	31,503	59,061	31	95	9,550	27,057
700 and over	4	9	11	3,990	8,012	10,877	4	9	41,155	63,510	83,879	4	8	11	8,100	11,900	13,600	4	11	4,500	6,221
Lawrence																					
Total	2,751	3,157	2,871	183,985	253,280	267,747	2,593	3,038	1,166,991	1,499,902	2,124,213	2,510	2,968	2,791	306,937	429,974	524,602	1,793	2,146	117,998	203,582
None	------	------	------	-------	-------	-------	16	16	4,479	6,183	5,845	22	20	14	3,814	1,997	2,050	22	14	3,011	1,765
Under 25	440	457	834	6,868	7,293	23,182	360	387	45,738	53,168	191,388	313	377	762	22,690	25,957	61,661	160	437	11,429	26,488
25-49	679	701		23,725	24,644		629	676	136,655	144,385		602	647		45,707	57,986		351		14,548	
50-99	984	986	928	64,008	63,952	61,924	953	964	395,182	341,847	508,524	944	940	918	114,166	122,261	164,075	712	720	40,173	47,575
100-199	559	800	844	68,758	101,267	109,542	549	785	442,076	582,751	827,947	546	775	832	99,648	150,322	162,369	476	728	39,571	73,202
200 and over	89	213	265	20,628	56,124	73,099	86	210	142,861	371,568	590,509	83	209	265	20,912	71,451	134,447	72	247	9,266	54,552
Lewis																					
Total	1,562	1,605	1,562	135,083	135,320	205,846	1,439	1,581	1,017,675	990,100	1,468,905	1,446	1,502	1,560	232,404	254,692	345,810	1,171	1,296	87,160	155,431
None	------	------	------	-------	-------	-------	6	35	2,704	10,794	2,575	9	34	6	3,235	4,598	1,425	8	4	2,700	800
Under 25	162	195	190	2,586	3,133	5,662	110	171	20,641	34,281	38,624	114	149	187	8,242	12,379	14,848	66	89	3,191	6,077
25-49	277	291		9,977	10,327		249	281	74,174	88,943		240	246		22,510	24,497		148		7,563	
50-99	527	562	373	35,801	37,418	25,582	496	547	283,584	275,557	176,551	506	528	368	67,823	75,398	51,008	412	288	23,759	21,398
100-199	502	448	677	64,134	55,138	90,088	486	440	464,649	391,691	636,356	485	438	677	101,366	94,935	155,599	451	609	38,988	70,976
200-399	91	99	295	21,204	24,044	70,379	89	97	165,273	149,579	503,024	89	97	295	27,953	35,035	106,330	83	282	10,029	48,690
400 and over	3	10	27	1,381	5,260	14,135	3	10	6,650	39,255	111,775	3	10	27	1,275	7,850	16,600	3	24	930	7,490
Lincoln																					
Total	2,033	2,217	2,108	202,476	226,343	297,149	1,952	2,124	1,399,340	1,255,268	2,253,219	1,907	2,081	2,058	321,222	344,473	440,591	1,259	1,767	105,887	210,799
None	------	------	------	-------	-------	-------	9	8	4,174	2,374	7,310	13	12	8	1,898	2,772	2,252	9	5	1,078	1,059
Under 25	179	183	248	2,824	3,022	7,415	145	135	16,029	10,805	51,634	119	133	224	8,222	6,709	21,505	42	135	2,375	11,387
25-49	320	355		11,292	12,214		301	330	63,893	51,378		289	313		24,306	24,048		126		5,973	
50-99	636	633	460	43,350	41,059	31,547	614	619	276,835	185,658	223,887	603	606	443	79,118	73,133	59,869	394	356	21,188	26,507
100-199	665	769	881	85,813	97,902	118,835	650	762	593,998	521,208	862,595	651	746	868	130,097	138,929	182,351	503	792	45,220	86,423
200-399	223	256	465	53,412	61,509	113,907	223	249	397,648	395,371	897,698	222	250	462	69,318	83,572	146,466	177	428	25,675	72,786
400 and over	10	21	(1)	5,785	10,637	(1)	10	21	46,763	88,574	(1)	10	21	(1)	8,263	15,310	(1)	8	(1)	4,378	(1)
400-699	6	18	51	2,560	8,187	23,345	6	18	16,595	68,074	188,815	6	18	50	4,188	11,160	25,215	5	48	2,003	11,104
700 and over	4	3	3	3,225	2,450	2,100	4	3	30,168	20,500	21,280	4	3	3	4,075	4,150	2,933	3	3	2,375	1,533

[1] Comparison with later censuses may be found in groups below beginning with 400-699.

COUNTY TABLE 1.—CHICKENS ON FARMS 1940, 1935, AND 1930; CHICKEN EGGS PRODUCED AND CHICKENS RAISED 1939, 1934, AND 1929; AND CHICKENS SOLD, 1939 AND 1929; CLASSIFIED BY NUMBER ON HAND—Continued

(Chickens on hand over 4 months old Apr. 1, 1940 and over 3 months old Jan. 1, 1935 and Apr. 1, 1930)

STATE OR COUNTY AND NUMBER OF CHICKENS ON HAND	CHICKENS ON HAND						CHICKEN EGGS PRODUCED					CHICKENS RAISED						CHICKENS SOLD			
	Farms reporting			Number			Farms reporting		Dozens			Farms reporting			Number			Farms reporting		Number	
	1940 (Apr.1)	1935 (Jan.1)	1930 (Apr1)	1940 (Apr. 1)	1935 (Jan. 1)	1930 (Apr. 1)	1939	1934	1939	1934	1929	1939	1934	1929	1939	1934	1929	1939	1929	1939	1929
MISSOURI—Con.																					
Linn																					
Total	2,110	2,166	2,230	232,907	202,056	317,700	1,952	2,120	1,583,398	1,237,339	2,079,336	1,945	2,080	2,216	367,369	392,094	535,893	1,643	1,784	150,048	223,976
None	—	—	—	—	—	—	11	48	4,505	14,414	5,780	20	60	8	3,030	9,116	1,840	18	6	2,446	1,014
Under 25	136	196	247	2,203	3,147	7,296	91	165	14,498	34,099	56,481	89	150	239	7,423	13,436	22,057	49	125	3,560	9,570
25-49	221	359		7,840	12,486		181	338	47,299	95,993		170	318		15,626	36,604		107		5,756	
50-99	585	665	445	40,149	43,753	30,796	539	639	272,636	281,574	223,704	535	622	437	71,228	96,456	85,526	416	334	25,816	27,954
100-199	906	769	946	119,364	97,490	127,916	875	754	823,813	567,295	816,198	875	755	940	187,332	174,426	216,109	812	824	77,627	94,117
200-399	251	161	552	58,051	37,596	132,162	244	160	392,473	193,446	832,846	245	159	552	76,305	52,241	182,020	230	460	32,207	79,579
400 and over	11	16	40	5,300	7,584	19,530	11	16	28,174	50,518	144,327	11	16	40	6,425	9,815	28,341	11	35	2,636	11,742
Livingston																					
Total	1,909	1,991	1,878	191,228	235,197	233,451	1,806	1,971	1,218,263	1,311,321	1,495,940	1,799	1,914	1,873	313,201	353,891	383,949	1,474	1,569	110,502	178,131
None	—	—	—	—	—	—	7	38	1,852	13,602	1,665	9	38	5	875	4,710	1,725	8	6	595	1,700
Under 25	131	219	258	2,190	3,413	7,437	103	195	12,993	35,452	51,952	93	179	252	6,717	15,370	22,332	42	138	2,542	10,410
25-49	271	326		9,646	11,424		240	311	59,190	92,158		236	295		22,484	31,962		143		7,285	
50-99	574	615	443	38,745	50,224	30,203	543	602	239,439	274,879	186,043	545	588	442	78,779	92,151	63,639	449	349	25,507	26,355
100-199	743	644	832	94,434	110,629	108,716	728	638	625,100	575,986	689,382	729	628	829	147,146	141,243	179,103	656	747	52,679	83,649
200-399	180	168	324	41,293	49,075	76,976	175	168	245,384	236,662	500,211	177	168	324	52,600	54,345	101,915	166	310	18,914	48,913
400 and over	10	19	21	4,920	10,432	10,119	10	19	34,305	82,582	66,687	10	18	21	6,600	14,110	15,235	10	19	2,980	7,104
McDonald																					
Total	2,202	2,393	2,180	110,669	131,252	153,169	1,992	2,204	597,260	808,442	1,196,102	1,921	1,974	1,941	182,786	190,873	224,616	879	1,354	82,859	105,434
None	—	—	—	—	—	—	9	32	2,757	8,484	4,494	14	28	17	3,559	2,144	1,169	17	21	3,769	1,363
Under 25	683	698	1,049	10,516	10,550	26,864	560	610	54,934	60,325	212,011	539	447	853	28,095	22,547	53,852	182	521	14,810	25,249
25-49	700	726		24,115	24,867		650	637	117,627	149,926		610	613		44,698	41,670		268		20,381	
50-99	560	632	673	35,507	40,156	44,419	524	601	171,142	237,926	337,521	514	575	632	51,040	57,118	61,530	251	454	18,265	28,278
100-199	206	248	328	24,845	29,562	41,021	197	238	140,007	176,103	314,033	193	226	314	34,149	35,969	51,993	121	250	14,645	24,847
200-399	44	75	105	10,436	18,465	24,851	43	73	70,833	119,367	183,507	43	72	101	15,120	21,625	33,237	32	87	6,989	14,871
400 and over	9	14	25	5,250	7,652	16,014	9	13	39,960	56,311	144,536	8	13	24	6,125	9,800	22,835	8	21	4,000	10,826
Macon																					
Total	3,086	3,308	3,300	287,625	255,642	393,765	2,931	3,223	1,901,933	1,600,583	2,557,102	2,910	3,224	3,295	479,198	493,767	664,706	2,222	2,830	176,015	328,438
None	—	—	—	—	—	—	14	61	4,562	15,233	8,004	23	64	18	4,068	11,293	3,295	20	19	2,871	2,699
Under 25	257	428	549	4,091	6,749	15,860	205	373	27,101	64,114	118,603	195	361	538	16,067	27,945	51,757	90	347	6,411	23,643
25-49	454	727		16,069	25,282		415	687	104,764	173,611		406	688		34,450	71,658		213		9,308	
50-99	1,029	1,118	851	71,028	72,427	58,490	978	1,088	462,567	441,256	368,881	965	1,087	845	132,320	149,557	122,327	736	683	43,371	55,940
100-199	1,121	850	1,333	140,466	105,214	173,524	1,095	834	903,469	626,229	1,074,768	1,099	841	1,328	213,339	167,075	277,774	960	1,230	77,721	134,343
200-399	219	178	530	51,071	41,682	127,619	218	173	345,721	253,835	857,207	216	176	529	70,519	55,639	181,703	197	514	31,073	94,883
400 and over	6	7	37	4,900	4,288	18,270	6	7	53,749	26,305	129,639	6	7	37	8,435	10,600	27,850	6	37	5,260	16,930
Madison																					
Total	857	974	895	39,556	50,182	49,359	832	938	280,668	206,225	368,154	781	888	886	71,107	80,761	90,675	487	705	31,405	43,596
None	—	—	—	—	—	—	2	2	55	248	250	2	4	3	180	3,725	405	2	4	171	500
Under 25	266	283	515	4,304	4,697	14,130	248	262	27,236	13,289	101,704	227	232	505	10,740	8,517	33,632	101	363	5,321	15,898
25-49	323	391		10,723	13,283		316	378	69,792	38,471		299	363		20,948	21,507		188		8,353	

50-99	195	209	271	12,558	13,258	17,322	193	206	96,528	53,221	129,543	185	202	270	20,095	20,382	28,515	140	241	8,117	13,441
100-199	56	69	86	7,161	8,444	10,381	56	68	51,402	46,556	79,977	53	66	86	11,619	11,752	16,833	43	75	5,658	8,192
200 and over	17	22	23	4,810	10,500	7,526	17	22	35,655	54,440	56,680	15	21	22	7,525	14,878	11,290	13	22	3,785	5,565
Maries																					
Total	1,441	1,499	1,452	103,138	102,565	134,130	1,371	1,464	647,576	610,450	1,008,664	1,347	1,432	1,444	175,432	160,032	223,625	1,056	1,288	73,128	117,168
None							10	10	1,407	2,732	2,960	12	8	8	1,132	560	1,020	13	6	723	695
Under 25	174	208	322	2,820	3,430	9,236	147	184	19,058	23,836	75,760	124	175	311	7,716	9,533	25,172	79	232	3,969	12,384
25-49	352	400		12,456	14,233		323	387	76,288	89,920		321	379		24,261	25,012		214		8,537	
50-99	545	535	535	35,932	35,161	35,803	528	529	217,061	202,997	282,414	528	519	533	65,566	61,206	65,453	421	488	26,219	33,868
100-199	317	304	485	38,840	36,776	61,052	310	302	249,304	219,135	444,418	310	299	484	59,985	49,945	95,403	279	457	26,186	49,140
200 and over	53	52	110	13,090	12,965	28,039	53	52	84,458	71,830	203,112	52	52	108	16,772	13,776	36,577	50	105	7,494	21,081
Marion																					
Total	1,485	1,548	1,496	112,510	107,424	155,586	1,418	1,511	916,603	604,327	1,046,922	1,385	1,463	1,503	199,013	192,991	265,992	1,046	1,258	63,501	120,274
None							10	24	2,738	10,167	2,992	16	28	10	1,981	2,305	1,844	15	8	1,299	1,579
Under 25	197	245	280	3,006	3,808	7,862	164	209	23,270	28,197	59,668	143	185	279	9,261	12,278	20,216	65	154	3,358	8,782
25-49	289	384		10,012	13,424		270	373	83,141	77,064		258	351		23,885	32,126		154		5,756	
50-99	551	526	458	37,342	34,549	31,219	531	515	305,653	196,645	207,308	528	514	458	71,031	66,796	63,252	403	383	21,245	26,249
100-199	393	335	605	48,769	40,927	77,190	388	332	393,918	215,102	494,681	385	329	604	74,181	60,756	126,109	358	564	25,092	58,432
200 and over	55	58	153	13,381	14,716	39,315	55	58	107,883	77,152	282,273	55	56	152	18,674	18,730	54,571	51	149	6,751	25,232
Mercer																					
Total	1,609	1,724	1,707	184,299	167,791	259,203	1,532	1,727	1,039,160	880,152	1,761,042	1,512	1,678	1,705	259,975	265,597	369,172	1,287	1,489	99,515	165,082
None							2	35	65	10,422	12,010	2	35	12	127	4,944	2,165	1	14	30	1,975
Under 25	90	156	160	1,611	2,558	4,579	68	146	8,638	24,193	32,124	64	125	153	5,312	10,317	13,731	32	99	2,886	6,529
25-49	179	255		6,457	9,239		155	244	36,451	62,138		153	233		13,901	23,265		100		4,738	
50-99	438	547	323	29,892	36,220	22,609	421	537	180,564	195,453	158,576	415	534	321	51,907	68,691	43,631	339	254	19,367	17,082
100-199	645	596	719	84,792	76,073	99,057	633	595	481,982	362,988	643,199	626	584	716	118,980	105,621	141,857	580	647	45,374	61,284
200-399	245	156	458	56,312	36,801	110,765	241	156	295,326	180,725	761,232	240	153	457	64,973	45,203	140,822	223	430	25,297	63,789
400 and over	12	14	47	5,235	6,900	22,193	12	14	36,136	44,233	153,901	12	14	46	4,775	7,556	26,966	12	45	1,823	14,423
Miller																					
Total	1,987	2,038	1,895	132,561	145,371	177,745	1,882	1,977	944,230	797,960	1,247,978	1,873	1,923	1,849	257,098	239,105	310,714	1,519	1,703	129,408	149,525
None							9	13	1,305	1,999	1,200	23	18	2	3,784	5,891	90	24	5	3,327	328
Under 25	283	273	417	4,432	4,262	12,891	226	244	31,978	26,535	95,835	227	226	394	18,501	13,936	60,856	123	313	10,267	17,051
25-49	550	578		19,419	20,325		519	552	137,569	105,581		506	535		44,509	39,259		379		20,370	
50-99	733	687	678	47,788	44,472	45,582	711	672	352,111	220,592	322,612	705	652	660	87,700	72,735	79,101	613	611	40,752	41,835
100-199	354	412	661	43,432	50,800	83,216	351	410	301,572	287,274	584,429	346	406	656	71,344	70,219	124,026	317	636	36,546	65,847
200-399	59	77	131	13,610	18,360	31,656	58	75	83,799	117,676	212,942	58	75	129	22,450	26,815	40,941	56	130	11,867	21,764
400 and over	8	11	8	3,880	7,152	4,400	8	11	35,896	38,303	30,960	8	11	8	8,810	10,250	5,700	7	8	6,279	2,700
Mississippi																					
Total	1,668	1,725	1,312	53,394	70,761	48,261	1,499	1,639	279,640	175,594	314,298	1,419	1,602	1,255	120,091	139,157	118,706	439	623	25,215	45,594
None							7	2	1,506	85	244	7	1	3	808	89	390	7	3	458	280
Under 25	848	626	991	11,172	9,818	22,046	717	557	53,625	21,595	147,310	662	528	939	29,526	22,238	56,488	112	403	3,246	19,032
25-49	527	625		17,428	21,678		495	610	88,210	49,911		491	605		46,249	44,273		165		7,669	
50-99	220	332	249	13,427	20,665	15,411	208	328	75,311	49,237	97,471	193	327	242	25,071	40,158	38,438	108	162	6,093	15,124
100-199	57	130	59	6,568	15,233	6,824	56	130	37,823	43,152	42,831	51	129	58	11,572	27,673	16,680	35	45	5,428	8,603
200 and over	16	12	13	4,799	3,367	3,980	16	12	23,165	11,614	26,442	15	12	13	6,865	4,726	6,710	12	10	2,321	2,555
Moniteau																					
Total	1,609	1,752	1,690	123,583	142,509	176,126	1,578	1,677	808,084	675,354	1,286,969	1,559	1,679	1,703	218,380	246,757	321,731	1,241	1,417	81,636	157,962
None							7	1	2,378	150	5,985	9	4	15	700	350	2,446	8	14	433	1,906
Under 25	148	143	285	2,451	2,170	8,545	135	124	18,396	10,930	62,342	123	110	283	9,863	7,365	25,395	55	166	4,126	12,473
25-49	297	331		10,612	11,345		286	313	65,775	49,826		277	306		22,689	27,658		182		6,814	
50-99	679	668	530	46,059	43,509	36,214	670	645	295,549	200,924	280,344	667	657	530	88,258	80,014	73,720	550	434	32,494	33,546
100-199	437	519	715	53,296	63,586	92,119	432	505	346,974	299,723	648,534	435	511	715	80,518	102,947	161,114	400	649	30,348	81,417
200 and over	48	91	160	11,165	21,899	39,248	48	89	79,012	113,801	289,764	48	91	160	16,352	28,423	59,056	46	154	7,421	28,620

COUNTY TABLE 1.—CHICKENS ON FARMS 1940, 1935, AND 1930; CHICKEN EGGS PRODUCED AND CHICKENS RAISED 1939, 1934, AND 1929; AND CHICKENS SOLD, 1939 AND 1929; CLASSIFIED BY NUMBER ON HAND—Continued

(Chickens on hand over 4 months old Apr. 1, 1940 and over 3 months old Jan. 1, 1935 and Apr. 1, 1930)

STATE OR COUNTY AND NUMBER OF CHICKENS ON HAND	CHICKENS ON HAND						CHICKEN EGGS PRODUCED					CHICKENS RAISED						CHICKENS SOLD			
	Farms reporting			Number			Farms reporting		Dozens			Farms reporting			Number			Farms reporting		Number	
	1940 (Apr.1)	1935 (Jan.1)	1930 (Apr.1)	1940 (Apr. 1)	1935 (Jan. 1)	1930 (Apr. 1)	1939	1934	1939	1934	1929	1939	1934	1929	1939	1934	1929	1939	1929	1939	1929
MISSOURI—Con.																					
Monroe																					
Total	2,122	2,326	2,280	201,613	215,751	308,273	2,033	2,251	1,310,964	1,353,974	2,029,582	2,048	2,229	2,243	360,841	411,080	484,974	1,533	1,917	112,968	198,688
None	------	------	------	-------	-------	-------	61	21	12,520	6,088	4,425	67	31	11	9,968	4,184	1,508	47	10	2,964	963
Under 25	155	207	235	2,352	3,241	6,690	99	169	13,097	29,550	50,977	102	161	217	6,703	15,984	20,599	37	131	2,093	9,055
25-49	286	354		10,086	12,257		248	327	59,172	84,715		249	311		23,580	30,456		125		6,328	
50-99	702	729	475	47,146	47,475	33,210	665	709	292,055	311,322	240,677	673	704	458	94,276	103,341	65,623	491	351	26,155	25,223
100-199	821	848	1,091	104,678	107,778	146,788	804	838	705,885	654,157	944,261	801	835	1,080	172,886	191,050	234,044	697	969	57,391	92,877
200-399	154	182	453	35,511	42,100	109,810	152	181	217,835	255,892	707,167	152	181	451	51,278	61,695	149,180	132	430	17,262	63,930
400 and over	4	6	26	1,840	2,900	11,775	4	6	10,400	12,250	82,075	4	6	26	2,150	4,370	14,020	4	26	775	6,640
Montgomery																					
Total	1,804	1,919	1,790	210,756	228,375	275,445	1,743	1,861	1,459,356	1,666,648	1,993,440	1,697	1,795	1,782	314,005	329,490	500,792	1,409	1,589	113,580	195,823
None	------	------	------	-------	-------	-------	9	9	2,795	5,370	3,450	12	11	5	4,105	1,170	675	10	3	3,356	285
Under 25	114	155	164	1,812	2,323	4,724	92	129	14,624	19,072	33,994	70	101	156	4,757	6,014	13,522	33	92	1,622	6,171
25-49	198	215		6,865	7,464		182	204	52,113	53,204		169	181		15,208	13,493		100		4,967	
50-99	466	485	324	32,066	32,786	22,312	442	474	228,389	253,691	161,073	437	454	321	54,846	55,363	43,006	360	265	17,790	18,447
100-199	731	729	721	96,109	97,496	98,616	724	713	644,023	694,906	677,077	717	715	719	143,552	143,780	244,872	632	666	51,350	74,246
200-399	278	300	541	66,434	71,143	131,762	278	297	460,272	519,694	990,611	275	299	541	80,797	88,171	177,478	258	524	30,045	86,336
400 and over	17	35	40	7,470	17,163	18,031	16	35	57,140	120,711	127,235	17	34	40	10,740	21,499	21,239	16	39	4,450	10,338
Morgan																					
Total	1,697	1,825	1,651	129,235	148,332	172,626	1,580	1,749	916,444	930,417	1,337,139	1,564	1,708	1,639	183,643	228,973	268,068	1,070	1,403	69,787	131,535
None	------	------	------	-------	-------	-------	8	28	2,295	9,478	4,075	9	34	9	1,540	3,932	885	14	13	3,672	1,079
Under 25	286	277	333	4,378	4,221	9,720	233	227	28,886	30,476	76,500	210	204	318	10,336	11,275	24,027	85	217	3,615	11,901
25-49	389	381		13,553	13,165		353	354	90,995	78,470		362	336		25,570	23,674		200		8,686	
50-99	544	578	496	36,536	37,844	33,926	519	555	248,336	228,793	271,623	515	553	491	57,132	64,168	61,364	368	414	18,620	30,028
100-199	374	450	650	47,587	57,530	84,413	364	446	324,592	349,536	649,602	365	442	649	61,467	82,349	127,321	309	596	22,749	60,355
200-399	96	128	161	23,369	30,497	39,507	95	128	184,848	195,774	291,197	95	128	161	23,728	38,200	48,206	86	152	9,777	24,561
400 and over	8	11	11	3,812	5,075	5,060	8	11	36,492	37,890	44,142	8	11	11	3,870	5,375	6,265	8	11	2,668	3,611
New Madrid																					
Total	2,972	3,669	2,870	112,686	145,979	100,771	2,701	3,540	433,118	390,254	590,916	2,782	3,184	2,853	240,538	236,452	228,183	966	1,199	52,740	76,730
None	------	------	------	-------	-------	-------	16	3	1,257	231	710	21	5	10	1,489	330	405	14	5	954	206
Under 25	1,113	1,346	2,250	17,069	21,347	48,532	945	1,282	66,075	49,309	290,316	972	1,061	2,227	51,727	43,254	133,421	220	758	9,008	38,457
25-49	1,114	1,343		37,728	44,978		1,045	1,311	144,897	108,295		1,077	1,191		90,682	78,468		368		16,893	
50-99	580	739	455	35,339	45,326	28,569	536	717	129,463	129,417	141,966	551	698	454	65,786	69,423	58,409	260	309	16,355	22,133
100-199	143	208	142	16,990	24,508	16,940	137	194	66,847	67,510	108,252	139	198	139	24,779	35,173	28,300	89	108	6,975	11,979
200 and over	22	33	23	5,560	9,820	6,730	22	33	24,579	35,492	49,672	22	31	23	6,075	9,804	7,648	15	19	2,555	3,955
Newton																					
Total	3,157	3,726	3,074	173,210	204,908	219,509	2,919	3,573	1,182,446	1,136,108	1,758,337	2,755	3,269	3,040	296,256	327,023	381,381	1,422	2,145	112,963	169,331
None	------	------	------	-------	-------	-------	22	49	4,213	10,754	6,903	36	67	34	9,135	5,411	4,330	28	29	7,702	2,872
Under 25	840	1,044	1,348	12,853	15,070	35,417	686	970	85,723	88,721	286,814	602	802	1,303	39,446	41,986	91,320	217	739	17,533	39,394
25-49	929	1,078		32,296	37,404		871	1,011	227,642	183,268		811	935		62,342	72,117		367		22,940	
50-99	915	1,005	970	58,738	63,651	64,273	878	963	402,722	332,903	505,395	854	912	956	91,003	101,706	116,498	496	734	27,618	50,081

100-199	395	493	586	49,703	59,856	73,536	385	477	332,625	333,776	577,290	377	451	578	69,689	73,310	105,548	260	488	26,605	44,972
200 and over	78	106	170	19,620	28,927	46,283	77	103	129,521	186,686	381,935	75	102	169	24,641	32,493	63,685	54	155	10,565	32,012
Nodaway																					
Total	3,173	3,295	3,240	316,783	321,127	427,938	2,995	3,136	2,155,242	1,747,271	2,776,355	2,982	3,178	3,198	548,371	581,974	697,355	2,441	2,583	198,279	291,207
None	———	———	———	———	———	———	12	32	6,142	13,508	3,651	14	42	15	1,657	6,858	1,720	14	13	969	969
Under 25	201	308	415	3,034	5,016	12,110	152	244	30,513	42,137	93,457	147	242	399	12,857	22,794	36,943	79	213	6,270	17,060
25-49	410	500		14,942	18,077		357	461	114,662	111,338		347	453		37,401	43,913		225		12,340	
50-99	996	1,003	712	67,690	67,587	49,151	941	949	466,902	371,179	346,739	939	972	697	133,400	145,250	102,444	750	506	45,733	39,817
100-199	1,290	1,141	1,413	163,046	142,156	187,246	1,260	1,116	1,086,875	728,920	1,196,109	1,262	1,130	1,397	270,331	245,797	314,224	1,119	1,208	98,041	127,940
200-399	257	321	657	57,974	75,147	158,541	255	312	373,305	392,333	974,573	255	317	650	82,500	105,018	218,382	237	602	31,661	95,658
400 and over	19	22	43	10,087	13,144	20,890	18	22	76,843	87,856	161,826	18	22	40	10,225	12,344	23,642	17	41	3,265	9,763
Oregon																					
Total	1,851	1,926	1,691	100,481	103,156	113,272	1,697	1,846	776,837	638,971	812,769	1,573	1,648	1,701	117,691	116,976	163,398	818	1,226	44,887	70,293
None	———	———	———	———	———	———	9	12	7,581	3,035	6,190	7	17	13	2,272	1,129	1,374	11	7	2,391	669
Under 25	498	500	707	8,395	8,083	20,105	398	438	56,507	51,511	147,909	374	344	705	12,611	12,421	39,629	129	427	3,802	15,354
25-49	595	637		20,594	22,214		548	622	139,983	131,865		497	566		23,451	25,137		217		6,186	
50-99	520	540	630	32,795	33,942	40,947	506	529	255,548	198,198	273,161	468	488	629	34,923	35,479	53,125	289	479	11,684	21,669
100-199	191	199	297	23,069	23,737	36,770	190	195	181,438	137,517	264,478	182	186	297	25,591	26,665	48,617	132	258	10,758	21,516
200-399	35	40	51	8,666	9,730	11,863	34	40	72,617	68,466	90,733	33	37	51	8,567	9,461	14,882	28	49	3,741	7,918
400 and over	12	10	(1)	6,962	5,450	(1)	12	10	63,163	48,379	(1)	12	10	(1)	10,276	6,684	(1)	12	(1)	6,325	(1)
400-699	9	9	3	4,612	4,650	1,300	9	9	47,325	45,379	10,487	9	9	3	6,576	6,184	2,211	9	3	3,675	1,029
700 and over	3	1	3	2,350	800	2,287	3	1	15,838	3,000	19,811	3	1	3	3,700	500	3,560	3	3	2,650	2,138
Osage																					
Total	1,715	1,856	1,785	152,802	165,495	193,872	1,668	1,786	992,482	869,997	1,474,377	1,636	1,713	1,784	248,454	232,695	301,408	1,223	1,492	98,141	133,880
None	———	———	———	———	———	———	8	8	2,175	2,438	425	10	8	4	1,700	543	299	10	3	1,332	230
Under 25	177	180	302	2,772	2,751	9,005	147	147	15,726	15,528	71,344	138	120	299	8,868	6,406	23,459	64	196	2,525	9,832
25-49	283	320		9,928	11,382		271	305	57,433	57,106		264	289		20,743	18,968		148		7,268	
50-99	591	628	548	39,742	41,877	37,118	581	605	250,260	212,516	294,958	578	588	546	71,712	62,369	66,435	434	434	28,602	27,996
100-199	531	579	712	67,207	72,882	91,961	530	573	445,209	385,560	685,127	514	561	712	99,706	98,556	138,235	445	648	37,958	61,758
200-399	125	141	212	29,243	33,213	50,868	123	140	196,646	175,321	382,359	124	139	212	40,925	40,433	66,205	114	202	20,634	31,769
400 and over	8	8	11	3,910	3,390	4,920	8	8	25,033	21,528	40,164	8	8	11	4,800	5,420	6,775	8	9	2,822	2,295
Ozark																					
Total	1,965	1,963	1,717	112,054	128,558	147,751	1,802	1,863	722,117	687,479	1,210,442	1,565	1,781	1,723	104,385	158,477	197,860	693	1,193	39,669	84,427
None	———	———	———	———	———	———	5	7	785	979	1,940	6	8	11	386	315	643	9	9	398	440
Under 25	432	396	574	7,262	6,569	16,884	352	343	39,555	34,185	135,879	266	331	573	8,181	7,263	28,067	70	284	3,289	11,034
25-49	633	585		21,953	20,769		581	560	119,518	94,797		502	533		20,613	17,181		171		5,623	
50-99	595	582	590	37,635	37,545	39,393	566	561	217,907	178,428	330,288	514	542	588	32,704	46,057	54,206	256	432	10,840	21,011
100-199	251	306	423	30,479	37,634	54,457	244	299	216,293	209,295	446,093	226	279	421	27,200	49,512	68,347	142	344	11,460	27,613
200-399	50	83	109	12,375	19,721	27,212	50	82	110,099	120,029	217,434	47	77	109	13,101	32,324	35,677	41	104	7,039	18,619
400 and over	4	11	21	2,350	6,320	9,805	4	11	17,960	49,766	78,808	4	11	21	2,200	5,825	10,920	4	20	1,020	5,710
Pemiscot																					
Total	2,731	3,849	3,772	92,666	133,982	94,183	2,603	3,602	423,635	396,409	491,418	2,563	3,563	3,730	204,230	239,192	216,720	921	1,086	39,591	51,143
None	———	———	———	———	———	———	27	4	3,737	210	720	27	5	8	1,764	415	1,087	17	3	539	381
Under 25	1,082	1,448	3,398	17,264	22,289	66,511	983	1,268	99,602	66,521	343,396	947	1,240	3,351	53,802	46,780	168,066	275	862	10,180	36,063
25-49	1,113	1,553		36,804	51,538		1,072	1,493	167,263	150,497		1,077	1,483		85,642	97,750		404		15,774	
50-99	460	718	304	27,615	43,384	18,405	445	707	106,514	125,402	89,395	441	706	302	48,312	71,999	34,144	189	175	9,393	9,846
100-199	64	118	63	7,532	13,912	7,442	64	118	27,564	45,284	45,042	60	117	62	10,600	18,768	10,903	31	40	2,605	3,745
200 and over	12	12	7	3,451	2,859	1,825	12	12	18,955	8,495	12,865	11	12	7	4,110	3,480	2,520	5	6	1,100	1,108
Perry																					
Total	1,761	1,805	1,742	170,743	178,448	182,338	1,703	1,752	1,347,582	1,297,248	1,390,903	1,670	1,731	1,744	337,472	306,441	314,361	1,429	1,580	168,982	171,607
None	———	———	———	———	———	———	7	3	4,471	595	468	6	6	2	785	534	225	5	2	305	130
Under 25	234	201	316	4,003	3,480	9,610	200	177	24,476	20,322	77,865	181	172	316	18,896	8,913	25,422	96	221	5,459	12,541
25-49	284	310		10,091	11,528		271	289	77,100	72,411		262	282		29,134	25,701		188		11,733	

[1] Comparison with later censuses may be found in groups below beginning with 400-699.

COUNTY TABLE 1.—CHICKENS ON FARMS 1940, 1935, AND 1930; CHICKEN EGGS PRODUCED AND CHICKENS RAISED 1939, 1934, AND 1929; AND CHICKENS SOLD, 1939 AND 1929; CLASSIFIED BY NUMBER ON HAND—Continued

(Chickens on hand over 4 months old Apr. 1, 1940 and over 3 months old Jan. 1, 1935 and Apr. 1, 1930)

STATE OR COUNTY AND NUMBER OF CHICKENS ON HAND	CHICKENS ON HAND						CHICKEN EGGS PRODUCED					CHICKENS RAISED						CHICKENS SOLD			
	Farms reporting			Number			Farms reporting		Dozens			Farms reporting			Number			Farms reporting		Number	
	1940 (Apr.1)	1935 (Jan.1)	1930 (Apr.1)	1940 (Apr. 1)	1935 (Jan. 1)	1930 (Apr. 1)	1939	1934	1939	1934	1929	1939	1934	1929	1939	1934	1929	1939	1929	1939	1929
MISSOURI—Con.																					
Perry—Contd.																					
50-99	522	509	599	34,654	34,712	40,159	508	503	241,927	244,029	316,652	504	495	599	83,905	71,620	90,692	448	548	39,136	46,598
100-199	512	594	632	66,784	77,071	82,488	509	589	532,272	556,991	629,489	508	588	632	124,919	129,630	129,775	487	616	64,529	73,091
200-399	190	174	182	44,911	40,655	43,385	189	174	372,232	317,917	306,290	190	172	182	68,563	55,943	58,762	186	181	41,659	34,422
400-799	15	13	(1)	6,350	7,252	(1)	15	13	55,621	53,383	(1)	15	12	(1)	7,020	9,950	(1)	15	(1)	3,681	(1)
800 and over	4	4	(1)	3,950	3,750	(1)	4	4	39,483	31,600	(1)	4	4	(1)	4,250	4,150	(1)	4	(1)	2,480	(1)
400-699	15	9	13	6,350	4,375	6,696	15	9	55,621	27,083	60,139	15	9	13	7,020	6,950	9,485	15	12	3,681	4,825
700 and over	4	8	-----	3,950	6,627	--------	4	8	39,483	57,900	--------	4	7	-----	4,250	7,150	--------	4	-----	2,480	--------
Pettis																					
Total	2,357	2,551	2,609	233,290	248,969	355,617	2,226	2,463	1,608,192	1,511,062	2,660,614	2,208	2,436	2,596	360,608	416,114	580,042	1,624	2,108	124,879	250,287
None	-----	-----	-----	-----	-----	-----	13	26	5,207	9,513	6,005	18	27	8	3,055	3,184	1,210	19	11	2,153	1,216
Under 25	219	242	446	3,445	3,786	12,073	159	205	20,906	34,038	94,090	158	191	434	11,798	14,916	39,100	70	230	4,740	17,174
25-49	368	410		13,052	14,310		340	387	79,937	94,243		323	383		28,020	47,489		172		7,634	
50-99	739	746	598	50,331	48,405	41,567	708	714	316,917	308,902	320,539	695	707	593	85,257	93,789	88,594	498	469	25,846	35,707
100-199	810	870	951	103,719	110,040	127,289	790	850	671,589	644,908	933,219	796	852	949	149,197	166,293	216,879	674	838	48,669	92,482
200-399	207	262	528	47,674	62,523	131,068	202	260	294,723	356,708	954,729	204	255	526	53,809	78,228	177,734	179	477	18,255	76,666
400-799	9	20	(1)	3,950	9,105	(1)	9	20	22,390	55,750	(1)	9	20	(1)	2,965	11,015	(1)	7	(1)	1,190	(1)
800 and over	5	1	(1)	11,119	800	(1)	5	1	196,523	7,000	(1)	5	1	(1)	26,507	1,200	(1)	5	(1)	16,392	(1)
400-699	9	20	74	3,950	9,105	33,570	9	20	22,390	55,750	264,164	9	20	74	2,965	11,015	41,525	7	71	1,190	18,542
700-999	2	1	10	1,756	800	8,050	2	1	11,781	7,000	70,252	2	1	10	2,507	1,200	12,200	2	10	813	6,800
1000 and over	3	-----	2	9,363	--------	2,000	3	-----	184,742	--------	17,616	3	-----	2	24,000	--------	2,800	3	2	15,579	1,700
Phelps																					
Total	1,693	1,883	1,667	99,037	100,715	130,097	1,624	1,729	679,685	601,010	1,034,151	1,545	1,661	1,663	167,490	170,172	229,049	1,064	1,292	86,068	115,984
None	-----	-----	-----	-----	-----	-----	8	8	1,734	1,060	2,757	11	13	8	1,400	1,187	2,725	8	6	1,030	1,705
Under 25	403	475	643	6,539	7,198	17,108	358	377	48,360	51,049	144,430	315	349	636	16,945	16,253	44,344	134	383	8,157	20,282
25-49	483	589		16,509	20,035		470	553	119,912	122,353		446	520		32,761	34,623		291		13,188	
50-99	494	564	560	30,720	35,570	37,196	477	542	216,723	199,141	296,636	471	535	557	54,193	60,941	67,228	373	468	26,165	33,286
100-199	265	209	366	32,361	24,857	45,721	263	204	208,955	145,727	352,302	255	202	364	46,007	38,711	72,852	214	343	28,231	38,654
200-399	44	37	78	10,228	9,005	18,418	44	36	62,641	63,800	139,102	43	33	78	12,470	12,207	24,662	40	72	6,672	13,819
400 and over	4	9	20	2,680	4,050	11,654	4	9	21,360	17,880	98,924	4	9	20	3,714	6,250	17,238	4	20	2,625	8,238
Pike																					
Total	1,919	2,254	2,173	159,713	173,762	235,313	1,851	2,193	965,605	886,452	1,665,542	1,811	2,137	2,161	284,949	306,591	413,741	1,299	1,691	79,493	177,753
None	-----	-----	-----	-----	-----	-----	11	21	2,580	1,314	3,910	10	26	4	1,295	1,050	675	14	5	1,217	710
Under 25	229	401	501	3,655	5,986	13,608	197	359	20,558	21,461	94,737	182	322	493	12,478	19,483	37,527	78	234	3,449	11,228
25-49	383	464		13,357	16,217		357	446	69,296	54,513		344	435		32,982	39,583		203		7,794	
50-99	663	739	637	43,753	47,349	42,726	655	723	255,292	179,575	299,264	639	717	632	88,347	90,345	97,483	462	499	22,459	35,394
100-199	511	492	735	64,521	61,381	94,354	501	487	390,134	316,457	651,035	504	483	734	105,837	104,349	164,749	428	665	29,296	72,351
200-399	124	143	261	28,827	34,809	64,090	121	142	169,385	236,685	454,438	123	139	260	37,610	42,711	89,052	106	250	12,433	44,957
400 and over	9	15	39	5,600	8,020	20,535	9	15	58,360	76,447	162,158	9	15	38	6,400	9,070	24,255	8	38	2,845	13,113

Platte																				
Total	1,750	1,659	1,648	118,089	132,225	160,797	1,634	1,592	736,287	602,775	1,108,911	1,646	1,604	1,639	263,430	270,612	348,257	985	1,212	77,628	140,749
None	----	----	----	----	----	----	10	5	1,470	1,800	840	19	8	2	7,525	1,228	350	17	2	6,840	222
Under 25	288	166	350	4,584	2,775	9,983	224	136	21,628	14,186	67,964	221	131	343	16,914	9,104	33,739	68	148	3,608	11,605
25-49	391	341		13,612	12,140		365	324	78,331	55,735		367	329		37,906	30,656		157		7,652	
50-99	629	593	565	41,255	39,255	38,378	606	582	251,428	170,251	264,837	611	584	563	98,995	88,166	103,564	405	431	26,422	40,086
100-199	400	483	598	47,107	58,839	74,965	387	473	300,122	272,553	512,448	386	479	596	82,790	112,673	157,483	301	507	25,269	64,431
200-399	36	69	118	8,405	15,996	27,401	36	65	62,079	71,675	181,297	36	66	118	14,500	24,310	40,341	31	108	6,122	17,725
400 and over	6	7	17	3,126	3,220	10,070	6	7	21,229	16,575	81,525	6	7	17	4,800	4,475	12,780	6	16	1,715	6,680
Polk																				
Total	2,855	3,087	3,105	300,801	325,859	426,086	2,645	2,882	2,163,340	2,453,739	3,154,073	2,598	2,800	3,056	411,209	486,188	678,985	2,019	2,530	170,657	304,208
None	----	----	----	----	----	----	14	23	6,322	12,555	6,318	27	29	12	3,662	3,067	1,640	20	13	2,224	1,559
Under 25	253	363	498	4,016	5,793	13,806	187	255	35,217	56,838	100,019	177	253	458	11,509	18,126	34,644	78	276	5,300	17,992
25-49	403	552		14,429	19,655		345	502	104,944	174,850		338	472		25,501	45,152		194		8,977	
50-99	876	850	773	58,333	55,371	52,756	810	810	407,894	448,335	393,196	795	793	767	85,527	96,373	90,643	592	602	30,399	38,798
100-199	946	874	1,143	121,767	110,455	151,759	919	850	875,847	829,012	1,091,457	892	826	1,134	158,557	153,877	210,451	785	993	61,326	97,575
200-399	342	385	590	81,851	93,520	147,200	335	379	564,028	643,592	1,083,700	334	366	587	104,373	126,313	248,992	317	550	49,342	93,376
400-799	31	54	(1)	14,355	25,445	(1)	31	54	101,544	189,627	(1)	31	52	(1)	16,180	29,000	(1)	29	(1)	8,389	(1)
800 and over	4	9	(1)	6,050	15,620	(1)	4	9	67,544	98,930	(1)	4	9	(1)	5,900	14,280	(1)	4	(1)	4,700	(1)
400-699	29	51	80	12,955	23,270	38,200	29	51	88,461	176,247	287,416	29	49	77	14,630	26,800	59,515	27	75	7,339	32,483
700-999	2	5	10	1,400	3,875	7,815	2	5	13,083	25,360	73,712	2	5	10	1,550	6,400	12,100	2	10	1,050	5,425
1000 and over	4	7	11	6,050	13,920	14,550	4	7	67,544	86,950	108,255	4	7	11	5,900	10,080	21,000	4	11	4,700	17,000
Pulaski																				
Total	1,388	1,527	1,370	78,196	91,007	104,721	1,304	1,423	522,625	566,789	745,237	1,259	1,408	1,343	155,164	151,726	183,790	867	1,109	78,539	94,271
None	----	----	----	----	----	----	8	24	2,275	4,036	4,217	22	23	8	3,547	1,932	3,600	16	8	3,040	3,500
Under 25	361	365	517	5,900	5,269	14,170	317	297	34,419	36,486	106,093	295	282	492	20,694	14,974	35,040	150	342	11,305	17,562
25-49	410	433		14,289	15,044		381	409	91,815	80,120		366	405		29,510	29,320		228		11,970	
50-99	404	461	468	25,433	29,308	30,954	392	435	171,082	166,439	221,710	373	440	464	41,935	46,263	56,433	294	413	18,431	28,394
100-199	169	210	309	21,190	24,996	38,791	163	203	145,916	153,697	261,976	159	202	305	42,396	35,952	57,741	139	275	24,499	27,950
200-399	39	48	66	8,984	11,740	16,176	38	45	61,758	82,016	111,296	39	46	64	14,632	17,370	20,186	36	61	8,073	10,225
400 and over	5	10	10	2,400	4,650	4,630	5	10	15,360	43,995	39,945	5	10	10	2,450	5,915	10,790	4	10	1,221	6,640
Putnam																				
Total	1,811	1,942	1,934	207,530	188,559	283,669	1,720	1,891	1,251,990	1,120,512	2,014,545	1,635	1,793	1,930	298,148	294,521	403,013	1,297	1,684	120,817	193,575
None	----	----	----	----	----	----	8	37	2,668	10,464	9,409	13	33	13	1,636	4,373	2,111	15	14	1,667	1,869
Under 25	127	212	233	2,102	3,391	6,272	108	178	13,235	35,032	43,480	87	151	223	6,289	13,530	13,917	48	138	3,842	6,478
25-49	210	323		7,557	11,551		192	301	40,538	79,506		178	278		14,567	23,218		106		6,104	
50-99	439	579	398	30,313	38,263	27,902	412	564	151,251	238,170	198,441	375	527	395	45,595	66,020	45,477	273	313	16,600	19,066
100-199	754	596	775	98,713	75,947	105,471	724	584	606,244	411,751	736,031	705	573	771	141,398	105,229	153,689	596	713	55,738	73,162
200-399	270	217	479	64,095	52,133	119,889	265	212	395,903	287,776	851,755	266	216	479	82,713	71,530	156,119	249	458	34,012	75,235
400 and over	11	15	49	4,750	7,274	24,135	11	15	42,151	47,813	177,429	11	15	49	5,950	10,621	31,700	10	48	2,854	17,765
Ralls																				
Total	1,492	1,621	1,550	128,700	120,964	187,142	1,389	1,569	802,017	636,132	1,264,620	1,401	1,525	1,549	226,015	226,530	300,824	955	1,174	64,578	125,857
None	----	----	----	----	----	----	14	19	5,620	3,760	2,230	15	20	11	1,959	2,082	1,660	10	10	448	914
Under 25	165	282	303	2,643	4,310	8,317	120	246	16,667	23,990	55,782	110	226	297	7,731	14,949	23,275	43	141	1,554	7,448
25-49	276	392		9,697	13,176		251	368	54,813	70,017		249	356		23,566	33,561		120		5,695	
50-99	501	481	378	32,990	31,434	24,942	473	473	199,674	158,356	164,935	482	461	376	68,170	64,122	53,017	333	264	17,079	18,738
100-199	437	369	588	55,590	46,476	78,355	419	366	337,123	231,016	528,225	432	365	586	89,357	75,991	126,894	352	500	26,544	52,827
200-399	108	85	254	25,430	19,878	61,378	107	85	168,853	116,314	409,887	108	85	252	30,736	26,225	80,263	92	233	10,611	38,115
400 and over	5	12	27	2,350	5,690	14,150	5	12	19,267	32,679	103,561	5	12	27	4,496	9,600	15,715	5	26	2,647	7,815
Randolph																				
Total	1,880	1,985	1,981	142,362	145,010	204,554	1,785	1,946	883,002	798,909	1,432,080	1,766	1,921	1,978	266,594	295,940	362,201	1,134	1,441	86,236	134,086
None	----	----	----	----	----	----	10	19	2,963	4,668	4,573	13	24	16	2,023	2,074	1,942	12	11	1,899	927
Under 25	243	301	447	3,626	4,506	12,415	203	273	24,772	27,885	92,847	191	251	437	12,068	17,883	30,993	60	181	2,786	9,626
25-49	414	453		14,461	15,916		382	440	85,956	82,710		375	434		34,287	42,489		168		9,293	

[1] Comparison with later censuses may be found in groups below beginning with 400-699.

COUNTY TABLE 1.—CHICKENS ON FARMS 1940, 1935, AND 1930; CHICKEN EGGS PRODUCED AND CHICKENS RAISED 1939, 1934, AND 1929; AND CHICKENS SOLD, 1939 AND 1929; CLASSIFIED BY NUMBER ON HAND—Continued

(Chickens on hand over 4 months old Apr. 1, 1940 and over 3 months old Jan. 1, 1935 and Apr. 1, 1930)

STATE OR COUNTY AND NUMBER OF CHICKENS ON HAND	CHICKENS ON HAND						CHICKEN EGGS PRODUCED					CHICKENS RAISED						CHICKENS SOLD			
	Farms reporting			Number			Farms reporting		Dozens			Farms reporting			Number			Farms reporting		Number	
	1940 (Apr.1)	1935 (Jan.1)	1930 (Apr1)	1940 (Apr. 1)	1935 (Jan. 1)	1930 (Apr. 1)	1939	1934	1939	1934	1929	1939	1934	1929	1939	1934	1929	1939	1929	1939	1929
MISSOURI—Con.																					
Randolph—Con.																					
50-99	662	673	584	44,005	43,163	39,773	641	661	276,969	231,982	284,314	635	657	577	90,469	97,497	85,365	442	425	28,372	28,391
100-199	476	456	704	58,727	55,316	90,484	464	451	353,429	311,643	600,023	468	453	702	97,444	99,372	153,095	379	595	30,999	56,744
200-399	80	95	233	18,493	22,159	55,972	80	95	110,923	121,869	404,107	79	95	233	24,303	32,575	82,056	69	217	8,927	33,858
400 and over	5	7	13	3,050	3,950	5,910	5	7	27,990	18,152	46,216	5	7	13	6,000	4,050	8,750	4	12	3,950	4,540
Ray																					
Total	2,307	2,576	2,483	241,821	269,716	341,114	2,228	2,491	1,690,799	1,774,522	2,608,490	2,241	2,456	2,472	407,792	432,820	474,587	1,647	1,941	121,655	187,808
None	—	—	—	—	—	—	14	7	6,153	1,950	7,554	23	10	13	4,250	1,197	1,449	18	11	2,292	882
Under 25	149	202	313	2,324	3,251	8,868	120	172	16,812	30,343	68,131	117	157	297	10,019	13,733	25,353	46	147	4,280	9,658
25-49	295	375		10,331	12,974		271	350	73,440	93,120		274	340		28,118	33,279		140		7,964	
50-99	664	682	517	44,962	44,286	35,297	638	664	339,000	303,361	273,331	639	662	512	90,557	90,199	66,553	449	353	24,764	24,538
100-199	951	961	1,038	122,634	120,194	137,821	938	944	857,644	788,895	1,059,743	941	937	1,036	194,412	182,912	197,608	770	861	54,939	74,256
200-399	232	339	577	53,410	79,992	140,478	232	337	348,003	508,435	1,055,087	231	333	576	68,591	103,280	166,629	209	534	22,618	71,801
400 and over	16	17	38	8,160	9,019	18,650	15	17	49,747	48,418	144,644	16	17	38	11,845	8,220	16,995	15	35	4,798	6,673
Reynolds																					
Total	1,149	1,185	1,212	44,809	48,761	54,264	1,098	1,084	194,577	193,584	308,897	1,000	1,006	1,172	58,789	56,726	92,885	538	814	16,298	38,476
None	—	—	—	—	—	—	3	2	1,150	370	397	3	3	3	162	140	121	2	3	40	99
Under 25	398	403	779	6,250	6,592	20,029	365	325	23,460	18,210	117,948	303	307	744	9,231	8,655	38,310	93	464	2,028	15,710
25-49	437	445		14,651	14,831		424	426	51,028	53,821		392	387		19,201	18,771		225		5,080	
50-99	248	258	340	15,428	16,053	21,709	241	252	65,320	66,811	121,575	240	237	335	20,040	17,430	33,190	169	270	6,312	12,912
100-199	59	70	83	6,972	8,309	9,915	58	70	44,469	37,531	52,649	55	63	82	8,330	7,828	14,164	45	68	2,648	5,150
200 and over	7	9	10	1,528	2,976	2,611	7	9	9,150	16,838	16,328	7	9	10	1,825	3,902	7,100	4	9	190	4,605
Ripley																					
Total	1,767	1,703	1,496	79,942	73,038	78,192	1,691	1,619	484,556	366,570	548,561	1,584	1,538	1,433	114,582	111,140	134,745	917	1,132	39,645	67,716
None	—	—	—	—	—	—	6	18	889	704	3,910	8	22	10	406	1,334	1,022	8	13	392	1,074
Under 25	648	570	927	9,696	9,198	24,335	593	500	51,628	34,779	168,430	542	441	863	20,342	17,558	51,404	259	634	7,270	25,276
25-49	593	626		20,476	21,926		576	604	112,183	99,185		540	590		31,009	37,611		304		8,391	
50-99	358	383	392	23,207	24,112	25,220	349	374	118,557	125,503	158,084	335	364	386	30,740	33,220	40,513	227	323	10,841	19,199
100-199	137	102	142	16,576	11,868	17,571	136	101	116,828	64,589	113,148	129	99	139	20,052	15,117	23,846	91	128	6,078	13,292
200-399	23	20	29	5,600	4,977	7,840	23	20	38,030	30,188	77,830	22	20	29	6,730	5,100	10,935	21	28	2,915	5,825
400 and over	8	2	6	4,387	957	3,226	8	2	46,441	11,622	27,159	8	2	6	5,303	1,200	7,025	7	6	3,758	3,050
St. Charles																					
Total	1,988	1,895	1,966	235,094	250,298	283,742	1,946	1,798	1,722,026	1,421,046	2,254,020	1,878	1,768	1,958	364,910	332,385	415,017	1,464	1,766	150,375	203,338
None	—	—	—	—	—	—	5	—	2,060	—	827	9	1	2	14,555	50	400	11	2	16,250	340
Under 25	111	77	157	1,667	1,286	4,702	95	51	12,213	5,353	38,011	77	43	152	4,908	2,844	12,977	23	93	1,654	5,558
25-49	217	174		7,406	6,170		207	146	49,821	35,814		187	134		15,893	10,100		90		5,254	
50-99	511	398	422	34,443	26,558	29,170	503	378	239,932	141,170	231,114	477	370	422	60,732	46,674	64,045	334	343	18,512	30,570
100-199	823	862	880	106,723	114,054	118,181	811	844	753,207	645,984	956,242	803	843	877	160,198	155,927	178,993	701	832	59,892	87,681
200-399	302	346	462	73,710	83,885	111,489	301	341	575,215	466,390	853,738	301	340	460	93,820	96,517	134,096	283	452	40,186	65,467
400 and over	24	38	45	11,145	18,345	20,200	24	38	89,578	126,335	174,088	24	37	45	14,804	20,273	24,506	22	44	8,627	13,722

St. Clair																				
Total	2,144	2,235	2,310	237,967	218,251	318,901	2,030	2,180	1,448,934	1,418,518	2,320,192	1,971	2,096	2,291	312,159	314,966	422,896	1,465	1,749	116,752	180,886
None							13	45	3,062	13,870	4,430	14	49	7	1,439	5,569	1,010	14	5	1,100	650
Under 25	176	248	321	2,746	4,005	9,357	156	210	14,897	38,822	67,446	126	183	317	6,953	15,420	21,017	51	138	2,685	7,809
25-49	292	383		10,621	13,472		262	366	58,000	89,683		251	340		17,800	30,533		126		5,513	
50-99	557	641	532	37,694	42,439	35,640	519	615	206,852	263,084	278,836	510	601	525	56,075	73,792	59,247	349	361	18,799	22,388
100-199	788	704	893	102,539	89,494	119,444	773	691	631,750	555,878	844,997	749	677	883	134,524	118,723	161,072	638	738	50,759	67,093
200-399	314	234	496	76,492	56,875	123,525	310	228	482,037	372,787	898,691	304	222	491	87,368	60,125	144,635	270	443	34,544	65,484
400 and over	17	25	68	7,875	11,966	30,935	17	25	52,356	84,394	225,792	17	24	68	8,000	10,804	35,915	17	64	3,352	17,462
St. Francois																					
Total	1,235	1,379	1,242	68,149	81,741	96,865	1,130	1,284	463,721	460,043	775,013	1,019	1,200	1,219	235,767	147,485	175,334	455	841	167,662	81,402
None							7	9	685	835	1,165	32	10	5	61,549	12,254	1,808	10	8	59,656	891
Under 25	373	348	539	5,738	5,088	14,835	312	289	35,384	19,568	109,434	240	231	520	24,691	9,711	37,492	57	264	15,565	14,743
25-49	385	470		12,993	15,986		357	442	88,241	68,247		325	429		27,992	30,278		115		10,350	
50-99	293	348	394	18,399	21,671	25,675	272	338	119,223	101,052	179,991	251	325	387	76,649	32,713	46,911	147	296	57,912	20,355
100-199	148	146	221	18,436	17,805	27,751	145	141	158,605	102,000	218,631	137	140	219	27,903	31,187	43,535	98	190	15,408	19,801
200-399	32	55	69	7,472	13,354	17,814	31	53	49,789	103,820	144,105	31	54	69	11,753	20,995	29,763	24	64	5,696	16,332
400 and over	6	12	(1)	5,111	7,837	(1)	6	12	31,794	64,521	(1)	5	11	(1)	5,230	10,347	(1)	4	(1)	3,075	(1)
400-699	3	9	15	1,550	4,317	6,870	3	9	5,780	40,562	76,722	2	8	15	650	4,527	10,525	4	19	3,075	9,280
700 and over	3	3	4	3,561	3,520	3,920	3	3	26,014	23,959	44,965	3	3	4	4,580	5,820	5,300				
St. Louis																					
Total	2,577	3,253	2,591	156,923	205,786	228,299	2,411	3,091	1,056,644	926,034	1,601,917	2,169	2,830	2,525	415,763	350,771	407,453	904	1,505	236,448	180,417
None							30	2	9,415	35	4,178	37	9	18	106,302	21,251	2,245	25	7	102,905	1,260
Under 25	686	800	1,111	10,892	12,594	31,316	577	715	59,135	45,635	217,080	461	577	1,049	21,373	26,424	65,731	71	388	4,578	21,226
25-49	751	999		25,171	33,510		705	957	140,341	125,978		623	866		40,208	56,844		180		9,462	
50-99	678	862	742	42,242	53,566	47,272	650	840	255,559	225,904	319,147	612	809	730	73,480	83,807	87,482	315	498	25,436	34,718
100-199	358	452	514	42,735	54,695	63,081	351	442	337,362	238,252	405,396	338	433	509	71,534	78,272	102,232	239	415	25,988	45,124
200-399	80	110	168	19,915	26,541	40,417	75	108	136,896	146,950	298,461	74	107	164	40,741	44,224	70,584	53	147	25,284	32,000
400-799	16	21	(1)	8,170	11,085	(1)	16	20	42,758	72,413	(1)	16	20	(1)	39,025	16,375	(1)	14	(1)	29,922	(1)
800 and over	8	9	(1)	7,800	13,795	(1)	7	9	75,178	70,867	(1)	8	9	(1)	23,100	25,574	(1)	7	(1)	14,875	(1)
400-699	14	16	35	6,710	7,435	17,563	14	15	36,399	47,382	123,652	14	15	34	36,175	10,685	25,096	12	31	27,182	12,914
700-999	6	10	8	4,760	7,845	6,300	6	10	37,759	51,838	45,850	6	10	8	8,950	17,164	9,958	5	6	5,665	5,375
1000 and over	4	4	13	4,500	9,600	22,350	3	4	43,778	44,060	188,172	4	4	13	17,000	12,100	44,127	4	13	11,950	27,800
St. Louis City																					
Total	29	54	17	1,196	2,078	631	28	52	5,647	4,883	4,564	24	50	16	1,834	2,756	886	7	2	462	55
None																					
Under 25	8	22	13	152	371	371	8	22	1,060	1,005	2,692	4	21	12	159	319	511	2	1	45	15
25-49	10	15		334	498		10	13	1,427	1,461		10	13		635	600		2		57	
50 and over	11	17	4	710	1,211	260	10	17	3,160	2,417	1,872	10	16	4	1,040	1,837	355	3	1	380	20
Ste. Genevieve																					
Total	1,154	1,168	1,125	84,649	99,322	93,649	1,111	1,125	558,131	516,044	602,790	1,085	1,093	1,111	179,388	167,523	165,132	756	891	74,150	71,163
None							9	1	1,855	10	135	12	3	4	16,330	101	300	10	4	15,604	267
Under 25	158	154	320	2,413	2,428	9,257	136	145	18,493	13,789	57,027	124	119	307	7,478	6,028	21,778	43	182	2,712	8,611
25-49	308	250		10,567	8,735		293	231	70,345	45,158		281	228		26,654	16,570		169		8,744	
50-99	377	377	432	24,371	24,860	29,317	364	368	170,269	127,387	193,693	365	361	427	52,052	50,139	58,647	284	363	18,576	23,807
100-199	244	317	311	30,101	39,502	38,574	242	311	196,242	202,431	244,319	239	313	311	53,021	64,920	59,960	208	283	19,395	26,218
200-399	60	61	53	13,647	14,177	12,051	60	61	74,871	81,349	75,449	58	60	53	19,653	19,250	18,215	57	50	7,119	9,298
400 and over	7	9	9	3,550	9,620	4,450	7	8	26,058	45,920	32,167	6	9	9	4,200	10,515	6,232	5	9	2,000	2,962
Saline																					
Total	2,453	2,728	2,607	244,887	264,943	319,453	2,333	2,631	1,611,010	1,369,081	2,226,724	2,329	2,640	2,610	437,589	478,430	538,919	1,751	2,129	142,483	223,406
None							9	10	1,685	1,204	3,640	10	19	13	2,295	2,110	1,308	10	12	1,585	813
Under 25	179	248	419	2,810	3,529	11,902	134	208	18,898	27,082	84,961	125	198	414	12,218	16,353	34,292	62	207	5,134	13,279
25-49	325	382		11,636	13,518		294	364	72,798	80,673		296	353		30,604	36,348		146		9,804	

[1] Comparison with later censuses may be found in the groups below beginning with 400-699.

COUNTY TABLE 1—CHICKENS ON FARMS 1940, 1935, AND 1930; CHICKEN EGGS PRODUCED AND CHICKENS RAISED 1939, 1934, AND 1929; AND CHICKENS SOLD, 1939 AND 1929; CLASSIFIED BY NUMBER ON HAND—Continued

(Chickens on hand over 4 months old Apr. 1, 1940 and over 3 months old Jan. 1, 1935 and Apr. 1, 1930)

STATE OR COUNTY AND NUMBER OF CHICKENS ON HAND	CHICKENS ON HAND						CHICKEN EGGS PRODUCED					CHICKENS RAISED						CHICKENS SOLD			
	Farms reporting			Number			Farms reporting		Dozens			Farms reporting			Number			Farms reporting		Number	
	1940 (Apr. 1)	1935 (Jan. 1)	1930 (Apr. 1)	1940 (Apr. 1)	1935 (Jan. 1)	1930 (Apr. 1)	1939	1934	1939	1934	1929	1939	1934	1929	1939	1934	1929	1939	1929	1939	1929
MISSOURI—Con.																					
Saline—Contd.																					
50-99	811	857	713	54,296	56,318	49,088	779	829	350,772	319,772	353,329	779	841	711	112,533	116,309	110,732	548	565	31,136	41,026
100-199	883	960	988	112,371	119,659	128,864	864	944	739,052	588,648	895,789	868	951	986	190,909	206,705	220,430	755	885	63,360	90,344
200-399	240	263	443	56,849	63,314	108,155	238	258	366,010	307,060	728,360	236	260	442	79,370	90,805	146,467	216	417	26,453	65,291
400 and over	15	18	44	6,925	8,605	21,444	15	18	61,795	44,642	160,645	15	18	44	9,660	9,800	25,690	14	43	5,031	12,653
Schuyler																					
Total	1,088	1,166	1,099	107,004	108,829	150,241	977	1,108	723,509	491,964	1,056,545	1,010	1,122	1,101	193,191	221,364	223,036	846	972	90,985	116,879
None	—	—	—	—	—	—	5	11	1,440	1,814	4,139	6	12	7	1,170	16,394	1,149	6	7	1,043	1,113
Under 25	78	112	104	1,294	1,768	3,086	50	103	11,676	12,764	22,002	53	96	102	6,416	9,701	7,265	32	52	4,563	3,666
25-49	159	168		5,629	6,013		132	151	35,631	29,275		146	157		15,247	15,062		109		7,130	
50-99	339	379	248	23,321	24,715	17,558	299	347	147,578	109,079	122,873	307	367	247	45,386	55,019	34,186	244	213	21,458	17,622
100-199	415	425	510	52,554	54,148	67,043	396	418	362,229	233,865	452,388	401	411	508	91,312	93,688	106,025	362	471	42,377	54,678
200-399	91	73	216	21,256	17,585	52,464	89	69	144,755	74,392	382,034	91	71	216	29,810	26,100	65,641	87	209	12,334	35,350
400 and over	6	9	21	2,950	4,600	10,090	6	9	20,200	30,775	73,109	6	8	21	3,850	5,400	8,770	6	20	2,080	4,450
Scotland																					
Total	1,484	1,524	1,536	143,256	129,196	209,095	1,383	1,496	932,739	846,745	1,365,896	1,383	1,476	1,518	209,503	248,640	325,382	929	1,255	66,170	147,069
None	—	—	—	—	—	—	6	22	2,953	7,039	1,900	5	26	4	466	3,645	650	6	4	445	400
Under 25	81	149	170	1,367	2,290	5,222	57	131	8,543	26,451	34,083	53	122	162	3,350	10,764	11,940	17	76	1,165	4,589
25-49	190	284		6,532	10,127		169	269	40,895	72,230		161	264		14,252	25,486		104		5,405	
50-99	519	520	327	35,312	34,322	23,009	488	514	224,466	228,061	149,121	494	503	322	58,278	73,728	46,741	337	238	19,429	20,037
100-199	579	484	705	72,880	60,002	93,553	555	473	471,145	364,301	611,024	557	477	697	100,659	103,517	150,086	398	623	30,554	67,384
200-399	108	78	302	24,240	17,935	72,105	101	78	163,882	114,893	454,217	106	76	301	28,248	26,050	96,915	63	284	7,593	45,884
400 and over	7	9	32	2,925	4,520	15,206	7	9	20,855	33,770	115,551	7	8	32	4,250	5,450	19,050	4	30	1,579	8,775
Scott																					
Total	1,566	1,768	1,472	77,129	96,092	81,626	1,486	1,702	437,723	336,316	543,639	1,466	1,717	1,461	181,456	196,195	184,683	750	929	52,018	74,574
None	—	—	—	—	—	—	21	9	3,052	747	—	25	12	1	5,637	1,103	150	10	1	4,957	39
Under 25	426	392	819	6,506	6,095	21,132	358	340	35,416	18,269	146,158	342	355	810	20,761	16,635	62,445	98	398	4,902	21,176
25-49	488	547		16,879	19,017		471	534	94,854	62,257		464	532		45,558	43,646		207		10,605	
50-99	468	555	467	29,729	35,066	30,281	456	547	170,179	136,508	175,483	456	547	465	65,802	74,144	71,371	293	366	17,528	29,939
100-199	164	243	149	19,260	28,764	18,023	160	241	107,621	92,074	118,745	160	241	148	37,573	50,018	33,482	125	132	11,774	14,692
200 and over	20	31	37	4,755	7,150	12,190	20	31	26,601	26,461	103,253	19	30	37	6,125	10,649	17,235	17	32	2,252	8,728
Shannon																					
Total	1,498	1,456	1,341	62,299	59,993	75,821	1,394	1,355	401,100	305,996	551,501	1,283	1,111	1,329	79,132	62,518	111,049	759	940	30,869	52,650
None	—	—	—	—	—	—	9	1	1,896	90	1,860	6	2	6	250	224	256	13	7	421	440
Under 25	542	527	744	8,031	7,873	19,570	469	486	51,311	40,525	136,144	411	345	728	12,823	10,049	34,492	161	420	3,788	14,696
25-49	516	509		17,570	17,237		484	476	101,350	78,846		453	382		24,128	15,022		262		8,638	
50-99	317	311	395	19,914	19,529	26,028	309	292	124,251	105,254	182,217	291	277	394	23,518	20,790	37,155	214	326	9,283	16,526
100-199	111	93	163	13,499	11,231	20,138	111	86	95,717	60,551	144,451	110	90	162	15,023	11,598	26,944	98	149	6,974	14,057
200-399	9	13	36	2,035	2,873	8,447	9	12	15,219	16,130	72,102	9	12	36	2,090	2,995	10,424	8	35	915	5,741
400 and over	3	3	3	1,250	1,250	1,638	3	2	11,356	4,600	14,727	3	3	3	1,300	1,840	1,778	3	3	850	1,190

Shelby																				
Total	1,686	1,871	1,834	166,655	181,974	261,720	1,608	1,869	1,144,523	1,317,795	2,001,469	1,569	1,797	1,824	250,923	301,733	414,789	1,247	1,635	76,386	175,697
None	-----	-----	-----	-----	-----	-----	6	43	7,960	14,382	5,420	11	40	8	1,145	5,832	1,499	10	8	924	1,263
Under 25	120	196	203	1,965	3,270	6,011	95	177	14,557	31,961	48,080	81	157	194	6,222	13,190	16,356	45	118	2,305	6,168
25-49	203	307		7,067	10,746		185	299	49,011	92,146		161	282		13,844	27,139		99		4,146	
50-99	535	544	397	36,712	35,939	27,263	513	532	240,583	285,256	210,875	504	511	392	64,942	67,061	53,268	387	327	19,659	19,676
100-199	683	623	767	88,423	81,056	103,266	666	617	609,306	542,728	747,796	668	610	763	126,310	125,816	164,808	572	727	36,718	68,148
200 and over	145	201	467	32,488	50,963	125,180	143	201	223,106	351,322	989,298	144	197	467	38,460	62,695	178,858	134	455	12,634	80,442
Stoddard																					
Total	3,524	4,037	3,245	180,413	217,590	160,574	3,344	3,904	824,197	757,067	1,059,721	3,299	3,896	3,226	331,942	374,772	348,630	2,158	2,437	108,324	167,616
None	-----	-----	-----	-----	-----	-----	14	19	4,246	2,341	960	17	23	7	1,263	1,636	561	18	5	930	290
Under 25	886	905	2,051	14,392	14,469	51,466	773	792	71,895	45,780	352,560	737	803	2,032	37,978	35,089	148,046	359	1,358	12,099	65,909
25-49	1,120	1,351		39,184	47,188		1,081	1,328	190,058	148,772		1,067	1,311		89,684	95,279		685		28,788	
50-99	1,072	1,208	807	66,926	76,568	51,733	1,043	1,194	289,867	251,883	317,425	1,044	1,196	803	119,000	133,169	111,572	776	717	38,895	55,455
100-199	386	487	316	46,252	57,613	38,557	375	485	204,076	208,413	259,044	377	481	515	69,117	86,354	63,667	274	290	22,748	32,320
200 and over	60	86	71	13,659	21,752	18,818	58	86	64,055	99,878	129,732	57	82	69	14,900	25,245	24,784	46	67	4,864	13,662
Stone																					
Total	1,732	1,980	1,715	104,446	135,443	154,072	1,544	1,817	559,286	809,978	1,122,141	1,431	1,760	1,709	117,254	186,035	216,654	969	1,297	52,517	107,344
None	-----	-----	-----	-----	-----	-----	8	11	1,650	2,697	9,355	9	16	23	3,215	1,572	1,415	11	28	3,212	1,711
Under 25	431	505	670	6,578	7,772	17,666	326	411	31,065	45,837	138,331	302	383	648	13,107	15,508	39,062	146	395	5,877	20,583
25-49	529	532		18,207	18,019		476	491	79,397	102,899		458	479		25,298	26,989		270		8,746	
50-99	482	523	514	30,214	33,046	34,005	452	494	157,880	197,790	242,196	406	489	510	33,302	47,082	49,753	306	411	12,845	23,814
100-199	204	291	335	25,367	36,625	42,375	199	283	143,285	224,863	293,690	173	270	352	23,447	45,194	56,192	160	289	12,500	26,048
200-399	75	101	161	17,730	25,331	40,710	72	99	102,269	155,698	286,500	73	96	161	15,075	33,705	49,136	65	144	6,163	24,660
400 and over	11	28	(1)	6,350	14,650	(1)	11	28	43,740	80,194	(1)	10	27	(1)	3,810	15,985	(1)	11	(1)	3,174	(1)
400-699	8	22	30	4,150	10,050	14,736	8	22	22,160	55,894	110,494	10	27	35	3,810	15,985	21,116	8	27	2,024	7,578
700 and over	3	6	5	2,200	4,600	4,580	3	6	21,580	24,300	41,575							3	5	1,150	2,950
Sullivan																					
Total	2,266	2,344	2,422	235,278	199,366	301,731	2,144	2,321	1,558,844	1,352,078	1,999,893	2,174	2,282	2,436	354,679	374,840	481,891	1,728	2,054	139,011	225,562
None	-----	-----	-----	-----	-----	-----	6	50	1,065	18,270	12,393	11	49	24	2,940	8,110	3,815	12	21	2,440	2,687
Under 25	143	260	352	2,289	4,038	10,108	103	230	13,512	34,100	66,571	109	222	343	7,667	17,908	28,358	55	190	4,084	13,224
25-49	262	430		9,542	14,857		233	417	55,104	120,337		237	401		24,105	39,759		155		10,005	
50-99	662	799	596	44,667	52,659	41,128	636	780	284,936	349,434	284,442	641	769	596	79,737	108,077	80,927	497	476	29,514	34,976
100-199	963	883	1,029	123,178	85,709	137,110	935	874	835,932	552,044	886,045	944	673	1,028	176,375	141,501	213,762	801	947	68,658	102,463
200-399	229	157	415	52,552	36,703	98,680	224	155	340,515	248,143	651,198	225	154	415	61,805	52,225	137,469	201	390	23,490	62,405
400 and over	7	15	30	3,100	7,400	14,705	7	15	27,780	29,750	99,244	7	14	30	2,050	7,280	17,560	7	30	820	7,807
Taney																					
Total	1,380	1,560	1,125	71,965	75,714	67,557	1,278	1,493	467,049	400,089	541,397	1,174	1,373	1,110	99,931	99,224	108,543	618	651	51,163	47,169
None	-----	-----	-----	-----	-----	-----	2	11	1,300	1,514	460	2	11	4	249	612	470	5	1	335	250
Under 25	416	421	549	6,474	6,626	14,955	360	378	47,378	36,035	117,630	246	316	558	8,620	12,819	31,219	110	270	4,276	13,241
25-49	445	574		15,490	20,117		417	557	89,650	104,272		427	509		19,867	25,777		171		5,059	
50-99	352	400	384	21,894	25,483	24,358	338	386	128,291	122,828	199,905	335	378	378	24,329	30,920	37,382	199	232	8,433	14,382
100-199	132	143	158	15,906	16,588	18,992	127	138	98,248	82,314	152,832	129	137	156	19,550	20,171	25,845	101	119	9,528	11,944
200-399	25	19	30	6,001	4,880	7,290	24	19	36,464	41,053	52,304	25	19	30	8,748	6,250	8,727	22	25	5,682	4,202
400-799	7	2	(1)	3,450	970	(1)	7	2	42,318	2,025	(1)	7	2	(1)	6,370	600	(1)	7	(1)	5,750	(1)
800 and over	3	1	(1)	2,750	950	(1)	3	1	23,400	10,000	(1)	3	1	(1)	12,200	2,075	(1)	5	(1)	12,100	(1)
400-699	5	2	4	2,050	970	1,962	5	2	22,818	2,025	18,268	5	2	4	5,070	600	4,900	5	4	4,850	3,150
700 and over	5	1	-----	4,150	950	-----	5	1	42,900	10,000	-----	5	1	-----	13,500	2,075	-----	5	-----	13,000	-----
Texas																					
Total	2,973	3,320	3,155	206,112	208,844	255,458	2,809	3,025	1,421,971	1,271,854	2,044,914	2,528	2,813	3,108	286,872	280,214	407,818	1,525	2,278	120,857	172,332
None	-----	-----	-----	-----	-----	-----	18	54	7,187	14,178	3,320	21	62	16	5,559	4,365	1,357	24	15	5,039	1,115
Under 25	649	850	1,236	10,157	13,435	33,993	555	656	58,214	78,215	302,269	457	568	1,185	20,792	23,597	69,466	177	689	9,760	29,527
25-49	773	924		26,726	31,807		740	845	145,196	184,225		653	759		38,876	42,902		305		11,526	

[1] Comparison with later censuses may be found in groups below beginning with 400-699.

COUNTY TABLE 1.—CHICKENS ON FARMS 1940, 1935, AND 1930; CHICKEN EGGS PRODUCED AND CHICKENS RAISED 1939, 1934, AND 1929; AND CHICKENS SOLD, 1939 AND 1929; CLASSIFIED BY NUMBER ON HAND—Continued

(Chickens on hand over 4 months old Apr. 1, 1940 and over 3 months old Jan. 1, 1935 and Apr. 1, 1930)

STATE OR COUNTY AND NUMBER OF CHICKENS ON HAND	CHICKENS ON HAND						CHICKEN EGGS PRODUCED					CHICKENS RAISED						CHICKENS SOLD			
	Farms reporting			Number			Farms reporting		Dozens			Farms reporting			Number			Farms reporting		Number	
	1940 (Apr. 1)	1935 (Jan. 1)	1930 (Apr. 1)	1940 (Apr. 1)	1935 (Jan. 1)	1930 (Apr. 1)	1939	1934	1939	1934	1929	1939	1934	1929	1939	1934	1929	1939	1929	1939	1929
MISSOURI—Con.																					
Texas—Continued																					
50-99	888	911	1,016	57,493	60,377	67,853	848	854	358,344	341,349	555,670	787	830	1,006	79,468	75,369	130,706	521	807	30,761	43,856
100-199	487	480	667	61,743	60,336	85,079	473	463	466,471	366,145	675,390	442	445	666	77,880	79,403	112,793	357	557	33,420	52,282
200-399	149	133	207	36,293	31,781	51,343	148	133	262,871	197,612	371,248	142	127	206	50,072	40,767	68,825	121	185	24,449	32,405
400 and over	27	22	(1)	13,700	11,108	(1)	27	22	123,708	90,130	(1)	26	22	(1)	14,225	13,813	(1)	20	(1)	3,902	(1)
400-699	23	19	23	10,300	8,758	11,315	23	19	79,373	67,505	92,456	22	19	23	11,000	9,213	15,091	16	19	3,827	7,722
700 and over	4	3	6	3,400	2,350	5,875	4	3	44,335	22,625	44,561	4	3	6	3,225	4,600	9,600	4	6	2,075	5,415
Vernon																					
Total	2,868	3,137	3,031	263,600	285,387	364,614	2,624	3,029	1,579,420	1,661,568	2,303,580	2,597	2,947	3,025	411,916	514,085	589,249	1,884	2,304	156,336	261,470
None	—	—	—	—	—	—	12	31	2,583	7,873	5,142	20	41	17	2,433	3,910	1,866	15	16	1,547	1,396
Under 25	291	362	547	4,508	5,496	14,721	202	307	30,853	37,848	113,667	186	279	532	13,666	25,257	40,386	82	225	5,442	17,018
25-49	477	596		16,992	21,352		414	556	97,727	125,592		404	524		32,399	55,105		209		10,665	
50-99	925	985	769	62,787	65,187	52,785	856	961	370,610	355,807	347,057	852	936	765	111,237	136,048	105,149	615	557	43,462	43,251
100-199	935	881	1,196	119,729	109,263	158,512	902	862	690,647	597,241	947,092	900	860	1,193	180,307	177,695	252,727	750	1,026	63,803	111,167
200-399	230	282	466	54,341	67,736	111,955	229	281	339,541	419,999	692,955	227	276	465	67,499	97,730	150,544	206	428	29,227	69,325
400 and over	10	31	53	5,243	16,353	26,641	9	31	47,459	117,208	197,667	8	31	53	4,375	18,340	38,577	7	52	2,190	19,313
Warren																					
Total	1,131	1,206	1,151	148,394	154,310	194,940	1,115	1,180	1,110,401	1,165,697	1,328,815	1,071	1,137	1,116	205,981	186,557	305,283	896	1,026	89,908	118,679
None	—	—	—	—	—	—	3	5	1,785	1,615	500	3	6	—	650	1,175	—	5	1	635	75
Under 25	65	91	85	1,057	1,454	2,658	62	79	8,987	12,299	17,420	45	65	67	2,749	5,047	5,340	18	46	1,128	2,084
25-49	101	116		3,625	4,101		94	108	22,026	33,755		85	95		7,002	6,364		42		2,236	
50-99	248	296	156	16,734	19,640	11,080	245	289	110,085	178,052	78,425	235	282	153	27,918	29,373	68,010	179	123	11,066	7,693
100-199	454	435	485	60,542	58,120	66,513	451	433	462,208	425,753	439,241	446	428	472	82,878	73,183	95,448	408	445	35,344	44,293
200-399	247	249	384	58,594	60,765	95,494	245	247	441,209	433,101	642,882	241	243	383	75,414	61,300	115,185	229	371	34,742	53,684
400 and over	16	19	41	7,842	10,230	19,195	15	19	73,101	81,122	150,347	16	18	41	9,370	10,115	21,300	15	40	4,757	10,850
Washington																					
Total	1,256	1,422	1,379	62,510	66,484	78,126	1,187	1,322	359,700	314,612	517,623	1,134	1,269	1,354	94,868	100,994	143,512	562	1,011	33,055	69,608
None	—	—	—	—	—	—	12	12	7,284	915	1,496	16	12	7	1,596	803	988	12	6	1,673	289
Under 25	333	433	745	5,160	6,859	20,359	279	368	22,768	25,058	135,790	246	341	720	10,252	13,090	45,807	76	449	2,827	19,862
25-49	472	494		16,224	16,429		453	461	71,601	68,431		439	442		24,326	23,742		187		5,746	
50-99	320	358	433	20,144	22,365	28,172	316	345	106,504	102,751	190,642	305	344	427	27,838	34,121	50,449	185	368	8,537	24,861
100-199	103	110	164	12,462	12,946	20,153	99	109	71,341	67,726	124,274	100	103	163	16,227	18,353	32,667	78	155	6,610	18,032
200-399	25	23	35	6,120	5,935	8,542	25	23	53,778	35,593	58,193	25	23	35	9,329	6,685	12,301	21	31	4,262	6,039
400 and over	3	4	2	2,400	1,950	900	3	4	26,424	14,138	7,228	3	4	2	5,300	4,200	1,300	3	2	3,400	525
Wayne																					
Total	1,415	1,589	1,547	66,695	76,728	93,562	1,351	1,470	418,668	356,675	580,042	1,219	1,415	1,348	86,666	101,070	128,912	817	1,075	34,211	63,410
None	—	—	—	—	—	—	6	4	869	130	50	9	5	1	549	165	50	9	2	244	60
Under 25	403	392	790	6,528	6,362	21,521	367	310	36,754	28,872	132,365	299	277	642	12,035	9,305	35,370	169	451	4,843	16,496
25-49	504	571		17,181	19,153		483	545	99,800	71,769		434	523		26,033	26,669		289		10,116	
50-99	360	457	498	22,514	28,368	32,155	351	444	133,732	117,218	190,463	336	445	460	26,727	35,856	43,102	247	394	11,175	20,557
100-199	125	145	204	14,677	17,237	25,583	121	144	99,353	91,013	152,747	119	141	192	16,442	22,625	30,884	86	176	6,204	14,879
200 and over	23	24	55	5,795	5,608	14,303	23	23	48,160	47,673	104,417	22	24	53	4,880	6,450	19,506	17	52	1,629	11,418

Webster																				
Total	2,482	2,743	2,576	152,342	200,725	215,925	2,210	2,580	1,118,251	1,170,443	1,823,375	2,139	2,529	2,572	229,978	358,962	365,750	1,334	2,078	92,817	191,621
None							18	12	8,449	1,710	5,855	19	21	13	4,045	1,675	2,690	22	14	4,462	2,193
Under 25	498	407	896	7,823	6,238	25,369	347	326	50,782	41,339	220,568	365	320	886	18,253	19,051	68,932	145	604	6,356	36,262
25-49	730	678		25,784	23,417		654	639	180,776	143,895		636	610		45,350	48,781		369		17,055	
50-99	775	930	843	49,637	59,941	56,136	729	892	344,832	331,869	465,324	679	878	838	74,924	107,791	101,106	467	694	28,385	50,572
100-199	401	575	630	48,715	69,964	78,837	385	562	375,186	399,100	638,323	368	550	628	61,621	110,578	120,168	267	580	22,970	64,312
200-399	68	137	182	16,055	32,742	43,403	67	133	115,296	203,800	374,760	62	134	182	20,450	49,466	59,968	55	165	10,344	32,039
400 and over	10	16	25	4,328	8,421	12,180	10	16	42,930	48,730	118,545	10	16	25	5,335	21,620	12,886	9	21	3,245	6,443
Worth																					
Total	1,036	1,132	1,132	119,526	119,725	161,145	1,003	1,083	794,394	648,279	1,227,019	985	1,093	1,103	185,160	183,904	246,922	845	1,001	68,743	107,295
None							4	3	1,990	1,375	4,068	5	3	8	945	350	1,320	5	7	685	755
Under 25	61	89	110	951	1,398	2,995	48	74	5,767	12,427	21,018	44	74	97	3,054	5,372	7,574	25	54	1,489	2,941
25-49	80	152		2,820	5,247		73	140	22,077	27,488		65	142		7,938	12,220		48		3,690	
50-99	284	297	238	19,520	19,510	16,391	275	280	133,331	100,939	130,322	271	288	224	34,929	39,281	31,001	210	200	13,034	13,960
100-199	457	447	465	59,979	56,206	61,956	449	443	398,156	303,178	450,492	447	441	456	90,969	82,571	100,257	411	432	32,628	42,976
200-399	148	134	307	33,526	31,616	74,226	148	130	217,543	170,666	574,864	147	132	306	43,775	39,360	99,270	141	297	16,163	43,278
400 and over	6	13	12	2,700	5,750	5,575	6	13	15,530	32,206	46,255	6	13	12	3,550	4,750	7,520	5	11	1,054	3,385
Wright																					
Total	2,542	2,875	2,573	161,431	231,120	234,470	2,371	2,728	1,125,366	1,286,604	1,858,643	2,164	2,587	2,434	247,596	350,642	354,716	1,369	1,939	119,907	194,006
None							19	58	5,793	14,990	20,200	31	59	25	6,797	4,767	3,059	29	33	5,807	4,337
Under 25	551	537	889	8,719	8,499	23,836	457	443	57,695	42,639	205,975	399	410	774	19,994	20,881	46,961	177	478	9,478	24,671
25-49	515	733		17,327	25,231		479	682	109,288	132,250		441	630		29,038	43,024		226		10,113	
50-99	966	807	792	57,557	51,517	53,276	917	764	357,390	263,524	408,078	824	719	761	82,293	72,464	77,351	552	610	36,260	38,722
100-199	408	548	641	50,904	70,741	82,668	399	534	357,058	366,951	610,498	374	522	627	66,653	106,228	118,168	301	583	33,812	63,536
200-399	91	198	212	20,737	47,612	51,794	89	196	165,746	266,600	408,355	84	196	208	28,013	66,268	75,721	73	199	14,098	43,978
400 and over	11	52	39	6,187	27,520	22,896	11	51	72,446	199,650	205,537	11	51	39	14,808	37,010	33,456	11	36	10,339	18,762
MONTANA																					
Total	32,426	38,779	37,938	1,795,474	1,988,665	2,117,057	30,734	37,495	13,590,946	13,221,043	15,428,608	29,258	33,881	36,394	3,303,110	2,984,794	3,665,884	10,840	14,876	893,003	1,023,471
None							282	436	81,200	92,235	111,667	333	414	382	77,436	29,841	34,639	201	286	57,489	21,345
Under 25	7,333	9,759	19,791	121,619	162,450	543,273	6,344	8,796	930,189	1,147,583	4,024,046	5,484	6,998	18,047	262,314	301,152	1,053,099	1,021	4,995	55,603	223,065
25-49	10,640	13,213		368,353	452,550		10,083	12,750	2,732,386	3,012,970		9,720	11,735		750,431	751,158		2,750		149,992	
50-99	10,093	11,300	13,022	632,788	698,185	820,728	9,766	11,078	4,527,088	4,488,412	5,734,030	9,563	10,518	12,886	1,159,931	1,023,717	1,415,599	4,200	6,250	271,966	368,698
100-199	3,545	3,770	4,341	425,061	445,926	514,563	3,459	3,706	3,148,533	2,892,695	3,697,817	3,362	3,531	4,300	685,430	595,231	791,016	2,094	2,736	214,297	250,110
200-399	683	603	648	169,137	141,889	153,992	670	596	1,414,070	1,000,164	1,135,342	666	562	646	258,634	175,330	226,632	474	490	97,003	90,761
400-799	110	105	(1)	55,958	52,079	(1)	108	105	542,562	365,776	(1)	108	95	(1)	76,284	68,485	(1)	84	(1)	35,226	(1)
800-1599	22	25	(1)	22,558	24,786	(1)	22	24	214,918	192,878	(1)	22	24	(1)	32,650	33,230	(1)	16	(1)	11,427	(1)
1600-3199	------	4	(1)	--------	10,800	(1)	-----	4	----------	28,330	(1)	------	4	(1)	--------	6,650	(1)	-----	(1)	--------	(1)
3200 and over	------	------	(1)	--------	--------	(1)	-----	-----	----------	----------	(1)	-----	-----	(1)	--------	--------	(1)	-----	(1)	--------	(1)
400-699	100	93	104	48,738	43,539	51,980	98	93	476,737	298,321	424,396	98	84	101	67,544	55,615	85,597	77	90	31,649	41,389
700-999	19	27	21	14,560	21,620	16,300	19	26	142,775	169,378	158,834	19	25	21	21,840	29,990	29,010	15	19	8,281	14,052
1000-2499	13	11	9	15,218	13,706	10,750	13	11	137,868	90,255	98,281	13	11	9	19,550	18,110	17,960	8	8	6,723	9,510
2500 and over	------	3	2	--------	8,800	5,491	-----	3	----------	28,030	44,195	-----	3	2	--------	4,650	10,332	-----	2	--------	4,541
Beaverhead																					
Total	386	391	384	22,741	22,576	23,397	364	379	183,516	144,088	161,819	310	351	370	36,575	30,394	36,024	104	130	10,630	9,796
None							2	4	139	158	150	-----	4	3	--------	324	300	-----	-----	--------	--------
Under 25	114	97	184	2,085	1,642	4,865	101	89	16,739	11,315	39,021	86	70	169	2,552	2,188	7,596	8	27	278	1,190
25-49	106	112		3,664	3,822		101	109	31,164	25,765		78	100		4,877	5,144		16		786	
50-99	96	111	127	6,085	6,938	8,023	94	108	43,390	42,818	52,564	82	106	125	10,923	9,361	14,280	39	66	3,607	4,629
100-199	50	56	63	5,932	6,577	7,399	46	54	42,171	35,852	48,843	44	56	63	9,173	8,402	10,313	31	30	2,706	2,914
200 and over	20	15	10	4,975	3,597	3,110	20	15	49,913	28,180	21,241	20	15	10	9,050	4,975	3,535	10	7	3,253	1,063
Big Horn																					
Total	902	886	802	42,837	37,313	36,259	847	823	397,708	221,250	297,293	778	732	753	72,891	67,997	68,052	169	266	12,960	16,578
None							1	6	363	668	4,241	4	6	13	1,320	934	779	2	7	524	321
Under 25	247	279	529	4,387	4,885	14,785	215	232	39,357	29,819	125,363	180	179	468	8,585	10,987	29,298	22	128	1,450	6,488
25-49	319	339		11,405	12,026		302	323	100,536	73,904		294	299		21,579	23,246		53		2,107	

[1] Comparison with later censuses may be found in groups below beginning with 400-699.

COUNTY TABLE 1.—CHICKENS ON FARMS 1940, 1935, AND 1930; CHICKEN EGGS PRODUCED AND CHICKENS RAISED 1939, 1934, AND 1929; AND CHICKENS SOLD, 1939 AND 1929; CLASSIFIED BY NUMBER ON HAND—Continued

(Chickens on hand over 4 months old Apr. 1, 1940 and over 3 months old Jan. 1, 1935 and Apr. 1, 1930)

STATE OR COUNTY AND NUMBER OF CHICKENS ON HAND	CHICKENS ON HAND						CHICKEN EGGS PRODUCED					CHICKENS RAISED						CHICKENS SOLD			
	Farms reporting			Number			Farms reporting		Dozens			Farms reporting			Number			Farms reporting		Number	
	1940 (Apr 1)	1935 (Jan.1)	1930 (Apr.1)	1940 (Apr. 1)	1935 (Jan. 1)	1930 (Apr. 1)	1939	1934	1939	1934	1929	1939	1934	1929	1939	1934	1929	1939	1929	1939	1929
MONTANA—Contd.																					
Big Horn—Contd.																					
50-99	263	211	209	16,219	12,941	12,920	261	205	150,133	73,353	100,953	237	194	208	27,176	23,245	23,768	63	96	4,433	5,279
100-199	62	51	57	7,461	5,811	6,874	57	51	63,600	34,886	54,192	52	48	57	8,480	7,740	11,057	20	29	2,015	3,042
200-399	8	5	7	1,945	1,150	1,680	8	5	19,219	7.120	12,544	8	5	7	3,250	1,745	3,150	6	6	1,154	1,448
400 and over	3	1	——	1,420	500	———	3	1	24,500	1,500	———	3	I	——	2,501	100	———	3	———	1,277	———
Blaine																					
Total	759	1,002	1,012	39,907	49,565	50,158	737	976	298,389	310,682	383,628	682	867	988	69,349	68,534	78,794	204	285	15,440	16,672
None	——	——	——	———	———	———	7	2	1,096	184	1,248	10	2	5	591	60	315	5	4	206	278
Under 25	173	225	561	2,729	3,534	14,491	156	207	16,846	29,148	113,564	125	160	533	4,207	5,809	26,401	10	100	665	4,479
25-49	230	356		7,958	11,950		220	349	58,055	79,107		210	315		14,640	18,842		43		1,834	
50-99	266	318	334	16,454	19,651	20,787	264	316	117,863	117,933	157,974	251	291	334	29,412	26,440	31,228	96	119	6,428	5,798
100-199	72	89	108	8,261	9,820	12,370	72	88	63,661	53,395	92,573	69	85	107	13,159	11,808	16,550	39	57	3,409	3,827
200 and over	18	14	9	4,505	4,610	2,510	18	14	40,868	30,915	18,269	17	14	9	7,340	5,575	4,300	11	5	2,898	2,290
Broadwater																					
Total	231	274	274	14,552	18,589	18,887	226	252	113,950	124,444	139,335	216	247	272	27,549	27,169	32,600	116	138	10,271	9,578
None	——	——	——	———	———	———	8	2	4,931	500	1,076	7	2	2	1,065	274	250	6	2	658	135
Under 25	38	45	95	688	807	2,928	33	38	4,424	5,175	22,973	25	33	93	896	1,572	7,102	7	37	128	1,972
25-49	60	60		2,134	2,130		56	52	15,419	12,875		54	55		5,008	3,159		26		1,465	
50-99	86	101	120	5,525	6,559	7,674	82	93	43,084	44,294	55,399	83	93	118	10,225	9,412	13,073	42	59	3,168	3,406
100-199	44	60	45	5,255	7,238	5,117	44	59	38,372	49,135	36,347	44	56	45	9,155	9,827	7,800	32	29	3,217	2,395
200 and over	3	8	14	950	1,855	3,168	3	8	7,720	12,465	23,540	3	8	14	1,200	2,925	4,375	3	11	1,635	1,670
Carbon																					
Total	950	1,060	1,023	55,953	55,876	58,659	886	1,048	385,632	339,128	420,496	850	961	992	107,408	85,180	101,175	409	412	31,384	30,612
None	——	——	——	———	———	———	5	8	1,259	2,190	963	4	7	5	517	532	316	3	3	284	88
Under 25	129	214	473	2,415	3,757	13,515	106	202	17,075	24,710	105,585	92	158	442	4,178	7,983	28,404	16	115	490	6,561
25-49	303	329		10,936	11,760		282	324	82,382	73,734		268	299		23,914	18,597		99		6,446	
50-99	378	380	400	23,558	23,242	25,226	359	379	158,066	139,759	174,087	354	365	396	48,957	35,999	43,868	197	205	13,920	13,239
100-199	125	120	125	14,800	13,502	14,303	119	118	96,626	77,801	99,628	118	116	124	24,089	17,694	20,915	86	72	8,057	6,719
200 and over	15	17	25	4,244	3,615	5,615	15	17	30,224	20,934	40,235	14	16	25	5,753	4,375	7,672	8	17	2,187	4,005
Carter																					
Total	532	703	668	19,210	21,338	32,642	508	668	116,098	130,896	239,511	477	572	623	39,440	33,829	55,682	89	179	4,819	11,175
None	——	——	——	———	———	———	3	20	513	2,635	1,727	1	16	8	100	720	674	——	6	———	264
Under 25	195	350	397	3,475	5,855	10,990	176	309	21,249	38,478	83,734	151	243	347	7,066	10,288	20,352	11	68	354	3,232
25-49	210	241		7,208	7,956		206	230	45,302	47,010		202	208		14,907	11,384		33		1,046	
50-99	110	96	201	6,422	5,647	12,491	106	93	36,598	32,640	89,545	106	89	198	12,835	9,179	21,266	34	69	1,759	4,541
100 and over	17	16	70	2,105	1,880	9,161	17	16	12,436	10,133	64,505	17	16	70	4,532	2,258	13,390	11	36	1,660	3,138
Cascade																					
Total	1,069	1,198	1,232	71,065	75,124	89,754	1,006	1,124	566,386	509,764	619,156	947	997	1,215	167,578	108,644	160,481	452	632	77,439	60,419
None	——	——	——	———	———	———	10	7	2,500	1,205	8,056	20	7	17	25,663	1,010	1,617	15	11	21,617	1,250
Under 25	196	214	494	3,198	3,453	13,869	168	185	26,316	21,634	101,064	148	135	463	9,693	5,748	28,224	36	157	3,714	7,208
25-49	304	348		10,335	11,875		277	316	70,514	82,491		268	283		22,994	17,029		85		6,035	

50-99	341	400	440	22,006	25,668	27,614	330	385	168,271	169,758	180,497	301	360	438	39,328	35,288	46,476	156	245	10,999	14,021
100-199	183	196	235	22,309	23,507	29,232	176	191	169,120	155,626	186,255	166	178	234	42,882	35,127	49,824	126	164	19,429	19,458
200-399	38	35	49	9,922	8,021	11,778	38	35	95,249	53,937	85,944	37	30	49	23,478	10,742	17,700	29	41	14,545	7,487
400 and over	7	5	14	3,295	2,600	7,261	7	5	34,416	25,113	57,340	7	4	14	3,540	3,700	16,640	5	14	1,100	10,995
Chouteau																					
Total	1,043	1,306	1,299	57,532	73,043	69,880	1,014	1,274	412,989	440,909	512,413	960	1,186	1,263	118,870	118,958	121,655	408	489	28,413	27,048
None	------	------	------	-------	-------	-------	11	4	1,513	352	2,155	17	7	7	1,655	316	293	9	4	435	376
Under 25	204	230	640	3,441	3,973	17,799	178	211	25,033	24,676	133,107	140	174	599	8,736	8,669	34,636	27	148	1,910	5,893
25-49	366	439		12,474	15,354		359	434	89,314	91,197		342	409		31,605	30,003		125		6,214	
50-99	335	444	482	20,532	27,965	30,412	330	434	136,461	175,711	212,380	325	409	480	42,695	43,681	51,860	153	230	9,526	11,690
100-199	118	170	166	14,375	19,875	19,229	117	168	90,774	111,812	145,716	116	164	166	23,426	28,971	31,206	75	101	5,210	7,989
200-399	16	21	11	4,085	4,852	2,440	15	21	42,744	27,851	19,055	16	21	11	7,678	6,685	3,660	15	6	3,553	1,100
400 and over	4	2	------	2,625	1,024	-------	4	2	27,150	9,310	-------	4	2	-----	3,075	633	-------	4	-----	1,565	-------
Custer																					
Total	386	552	581	17,335	25,623	34,489	364	550	147,009	178,090	256,606	357	514	562	31,988	41,725	67,060	102	242	7,217	17,467
None	------	------	------	-------	-------	-------	3	22	237	4,432	1,700	3	23	4	225	1,540	140	2	4	100	108
Under 25	111	176	279	1,798	2,888	7,814	97	159	15,613	18,749	63,273	93	146	256	4,118	6,234	18,686	14	65	742	4,565
25-49	152	223		5,300	7,360		144	218	45,606	49,184		140	203		10,247	13,006		40		1,673	
50-99	94	112	220	5,911	6,675	13,801	91	111	46,692	45,055	98,158	92	103	220	9,162	10,585	29,492	33	123	2,260	7,522
100-199	23	31	66	2,776	3,575	7,774	23	30	24,686	21,380	54,095	23	29	66	5,300	5,085	10,392	10	37	1,555	2,995
200 and over	6	10	16	1,550	5,125	5,100	6	10	14,175	39,290	39,380	6	10	16	2,936	5,275	8,350	3	13	887	2,277
Daniels																					
Total	533	654	685	20,378	25,107	30,103	501	639	138,807	119,918	177,256	497	594	663	35,485	31,096	53,158	102	172	5,522	9,681
None	------	------	------	-------	-------	-------	2	3	210	390	778	4	4	15	154	115	760	1	3	20	150
Under 25	147	152	426	2,403	2,422	11,661	125	145	16,010	13,507	67,924	118	113	391	4,519	3,666	19,565	7	67	322	2,060
25-49	232	301		7,669	9,915		225	291	56,891	48,655		223	279		13,876	12,232		35		877	
50-99	133	183	217	7,806	10,775	13,170	128	183	49,438	49,187	76,562	131	180	215	12,034	12,628	23,934	44	76	2,731	5,249
100 and over	21	18	42	2,500	1,995	5,272	21	17	16,258	8,179	31,992	21	18	42	4,902	2,455	8,899	15	26	1,572	2,222
Dawson																					
Total	645	829	875	32,255	37,828	53,940	621	846	193,544	267,435	361,676	567	764	842	52,642	61,571	89,420	183	338	8,297	19,685
None	------	------	------	-------	-------	-------	3	27	500	3,608	1,110	4	18	3	420	898	330	2	2	111	190
Under 25	108	180	353	1,822	2,914	10,538	95	175	10,762	28,967	73,723	72	138	322	3,605	6,088	20,113	14	78	567	3,326
25-49	239	302		8,345	10,308		228	298	46,783	70,810		210	275		13,844	18,814		46		1,618	
50-99	243	284	355	15,493	17,403	22,771	240	283	96,627	118,903	142,302	227	271	351	24,815	26,674	38,367	91	158	4,172	8,056
100 and over	55	63	167	6,595	7,203	20,631	55	63	38,872	45,147	144,541	54	62	166	9,958	9,097	30,610	30	100	1,829	8,113
Deer Lodge																					
Total	128	110	125	11,638	12,084	16,994	116	104	110,259	90,066	147,060	96	65	110	19,843	12,648	28,308	49	56	6,192	11,791
None	------	------	------	-------	-------	-------	5	-----	319	----------	25	1	-----	-----	6	---------	---------	2	-----	76	--------
Under 25	52	33	56	783	487	1,299	41	31	6,058	2,985	10,902	31	15	43	1,774	304	1,463	8	13	523	342
25-49	31	20		1,081	703		29	19	6,856	3,169		23	12		1,854	622		7		653	
50-99	21	27	33	1,446	1,624	2,263	17	25	10,934	9,087	17,424	18	17	32	2,244	1,272	3,123	11	15	827	878
100-199	8	16	17	945	1,980	2,090	8	15	7,710	11,610	16,156	7	9	16	2,935	2,385	4,030	6	13	1,774	1,510
200-399	10	9	9	2,820	2,190	2,225	10	9	29,240	21,800	14,915	10	8	9	4,650	2,325	4,199	9	6	1,575	1,775
400 and over	6	5	10	4,563	5,100	9,117	6	5	49,142	41,415	87,638	6	4	10	6,380	5,740	15,493	6	9	764	7,286
Fallon																					
Total	417	526	554	21,525	22,734	37,037	401	521	149,712	150,527	266,158	400	473	510	46,752	39,098	54,711	112	198	9,132	10,993
None	------	------	------	-------	-------	-------	1	12	180	1,655	2,715	2	9	1	140	505	150	1	4	100	366
Under 25	72	123	209	1,250	2,120	5,970	67	113	8,460	15,324	39,085	62	90	174	2,863	4,851	8,957	7	41	212	1,370
25-49	148	222		5,059	7,461		139	216	35,320	51,566		143	199		11,098	13,793		29		1,353	
50-99	150	145	226	8,822	8,935	14,881	147	144	58,862	56,519	102,496	146	139	220	17,742	14,639	23,662	46	93	2,093	4,681
100-199	41	35	104	4,769	4,018	12,586	41	35	31,559	24,003	97,601	41	35	100	8,759	5,110	17,357	25	49	1,909	3,280
200 and over	6	1	15	1,625	200	3,600	6	1	15,331	1,460	24,261	6	1	15	6,150	200	4,585	4	11	3,465	1,296

COUNTY TABLE 1.—CHICKENS ON FARMS 1940, 1935, AND 1930; CHICKEN EGGS PRODUCED AND CHICKENS RAISED 1939, 1934, AND 1929; AND CHICKENS SOLD, 1939 AND 1929; CLASSIFIED BY NUMBER ON HAND—Continued

(Chickens on hand over 4 months old Apr. 1, 1940 and over 3 months old Jan. 1, 1935 and Apr. 1, 1930)

STATE OR COUNTY AND NUMBER OF CHICKENS ON HAND	CHICKENS ON HAND						CHICKEN EGGS PRODUCED					CHICKENS RAISED						CHICKENS SOLD			
	Farms reporting			Number			Farms reporting		Dozens			Farms reporting			Number			Farms reporting		Number	
	1940 (Apr. 1)	1935 (Jan. 1)	1930 (Apr. 1)	1940 (Apr. 1)	1935 (Jan. 1)	1930 (Apr. 1)	1939	1934	1939	1934	1929	1939	1934	1929	1939	1934	1929	1939	1929	1939	1929
MONTANA—Contd.																					
Fergus																					
Total	1,222	1,709	1,726	68,203	91,166	95,365	1,155	1,643	490,304	606,323	681,847	1,125	1,487	1,690	136,320	149,498	177,377	517	805	37,613	49,031
None	———	———	———	———	———	———	8	9	3,068	4,965	7,117	12	11	25	1,840	699	1,961	11	20	826	990
Under 25	238	378	635	3,966	6,561	23,566	203	341	30,812	51,692	177,562	181	257	780	9,825	10,764	50,052	44	275	2,217	11,438
25-49	399	527		14,204	18,535		374	502	101,265	123,806		375	461		33,301	31,496		130		7,354	
50-99	419	565	668	26,226	35,863	42,880	409	553	190,761	230,673	295,698	400	530	663	50,846	61,960	77,102	221	350	12,564	21,071
100-199	141	215	201	16,682	24,912	23,872	136	214	107,140	163,960	166,304	132	206	200	27,183	37,619	40,213	91	140	8,298	12,589
200-399	20	23	22	4,750	4,895	5,047	20	23	34,823	28,047	35,166	20	22	22	8,075	6,960	8,049	16	20	3,108	2,943
400 and over	5	1	———	2,375	400	———	5	1	22,435	3,180	———	5	———	———	5,250	———	———	4	———	3,246	———
Flathead																					
Total	1,254	1,169	1,025	73,638	65,665	59,662	1,171	1,106	623,042	446,656	409,603	1,092	992	974	125,543	94,063	96,149	523	494	37,530	32,580
None	———	———	———	———	———	———	17	6	6,364	2,160	1,360	21	11	7	2,356	1,997	1,025	15	5	1,664	362
Under 25	375	289	551	6,044	4,740	15,021	316	254	49,395	36,932	109,817	270	189	494	13,314	7,435	27,795	87	159	3,861	7,206
25-49	372	354		12,663	12,244		347	334	105,674	80,456		325	311		27,186	20,242		130		8,568	
50-99	324	353	316	20,922	22,392	20,262	312	346	178,658	150,088	133,249	303	322	315	35,483	30,659	32,934	177	201	10,314	10,478
100-199	127	141	130	16,419	17,153	15,696	124	134	130,863	116,821	104,066	120	129	130	25,061	23,878	23,590	80	104	7,346	10,001
200-399	44	25	22	11,059	5,811	5,393	43	25	82,406	34,896	34,564	41	24	22	14,040	6,127	7,015	26	19	4,024	2,527
400 and over	12	7	6	6,531	3,325	3,290	12	7	69,682	25,303	26,547	12	6	6	8,103	3,725	3,790	8	6	1,753	2,006
Gallatin																					
Total	1,062	1,170	1,125	94,450	92,698	83,518	1,006	1,111	790,778	676,678	643,751	978	995	1,076	164,914	127,110	142,282	495	515	56,978	48,041
None	———	———	———	———	———	———	8	8	1,715	1,262	3,325	6	8	11	710	334	1,005	5	6	265	396
Under 25	164	218	429	2,757	3,826	12,497	138	195	25,832	27,602	101,705	125	147	380	6,717	7,974	22,506	30	101	2,200	4,284
25-49	236	254		8,506	9,116		220	232	73,751	67,983		218	315		17,038	14,550		70		3,962	
50-99	313	356	429	20,260	22,658	28,074	301	342	171,665	170,196	216,952	291	316	420	39,761	31,432	47,143	149	222	11,668	12,970
100-199	253	265	212	31,658	33,313	25,337	246	259	270,632	233,775	183,285	243	241	210	53,268	42,553	42,009	163	142	18,778	16,131
200-399	78	61	43	19,244	14,105	10,095	75	59	148,722	117,794	73,667	77	53	43	29,535	16,674	17,055	62	33	10,294	6,552
400-799	13	11	(1)	7,425	5,280	(1)	13	11	59,481	27,541	(1)	13	11	(1)	10,685	8,433	(1)	11	(1)	5,061	(1)
800 and over	5	5	(1)	4,600	4,400	(1)	5	5	38,980	30,525	(1)	5	4	(1)	7,200	4,160	(1)	5	(1)	4,750	(1)
400 and 699	8	11	8	3,825	5,280	3,765	8	11	31,135	27,541	31,651	8	11	8	6,820	8,433	7,164	8	7	3,711	4,868
700 and over	10	5	4	8,200	4,400	3,750	10	5	67,326	30,525	33,166	10	4	4	11,065	4,160	5,400	8	4	6,100	2,840
Garfield																					
Total	416	724	796	15,440	24,341	32,466	403	714	117,554	167,139	246,670	385	659	768	28,814	43,062	65,753	57	240	2,631	12,766
None	———	———	———	———	———	———	4	24	1,300	3,798	3,693	5	20	16	325	1,084	1,132	———	8	———	368
Under 25	135	297	545	2,296	4,985	14,210	123	272	18,267	37,634	112,658	111	234	501	5,053	11,179	30,968	9	102	136	4,407
25-49	187	273		6,411	9,297		182	264	50,549	62,961		175	259		12,492	18,334		20		565	
50-99	80	144	207	4,773	8,544	12,836	80	144	34,862	55,151	96,410	80	136	207	8,368	10,981	24,158	19	102	1,215	5,804
100-199	11	8	42	1,280	955	4,920	11	8	9,376	4,770	30,809	11	8	42	1,776	684	8,845	9	28	715	2,187
200 and over	3	2	2	680	560	500	3	2	3,200	2,825	3,100	3	2	2	800	800	650				
Glacier																					
Total	261	248	233	14,372	10,294	9,422	244	232	84,250	42,909	60,513	216	202	186	27,809	13,122	13,668	73	53	8,690	2,676
None	———	———	———	———	———	———	3	———	7,514	———	116	3	1	2	3,230	100	486	2	5	1,600	244
Under 25	85	101	156	1,207	1,606	3,657	76	98	6,836	4,494	23,059	54	89	110	2,398	718	5,184	10	22	314	800
25-49	88	72		3,056	2,394		85	68	20,583	9,992		79	61		6,662	2,550		22		1,670	

50-99	67	57	60	5,222	3,524	3,690	62	48	24,046	14,967	23,585	61	37	57	9,094	5,559	5,123	27	18	3,286	1,139
100-199	17	14	17	2,037	1,655	2,075	15	14	10,833	7,658	13,753	16	11	17	3,255	2,645	2,875	9	8	1,175	495
200 and over	4	4	-----	2,850	1,115	-------	3	4	14,438	5,798	-------	3	3	-----	3,170	1,550	-------	3	-----	645	-------
Golden Valley																					
Total	216	292	334	12,917	15,106	22,415	208	290	94,838	108,222	176,236	203	265	334	20,794	24,706	39,276	65	189	4,898	13,134
None	-----	-----	-----	-------	-------	-------	-----	2	-------	1,875	6,730	1	2	7	150	250	1,200	-----	7	-------	690
Under 25	34	74	140	546	1,197	3,955	30	70	3,308	8,488	30,667	25	57	136	931	2,166	8,487	3	52	108	2,360
25-49	51	85		1,745	2,840		49	85	11,377	22,375		47	80		2,438	4,581		7		275	
50-99	96	103	120	6,029	6,304	7,903	94	103	45,040	45,456	59,818	95	97	118	9,608	9,445	14,189	35	74	2,066	4,706
100-199	32	25	61	3,957	2,940	7,012	32	25	31,013	18,745	50,631	32	25	60	6,167	4,254	10,765	20	56	2,449	5,378
200 and over	3	5	13	640	1,825	3,545	3	5	4,100	11,283	28,390	3	4	13	1,500	4,010	4,635				
Granite																					
Total	160	203	193	9,118	10,843	11,149	155	192	77,422	78,714	81,673	140	161	172	14,010	11,655	15,942	51	77	4,410	3,835
None	-----	-----	-----	-------	-------	-------	4	-----	980	-------	-------	2	1	-----	200	40	-------	1	-----	115	-------
Under 25	37	64	103	617	1,051	2,513	34	60	5,396	10,293	17,891	26	41	85	894	1,216	3,782	4	29	249	938
25-49	58	55		2,008	1,969		55	50	18,084	17,400		52	43		4,194	2,107		16		1,583	
50-99	40	50	58	2,463	3,101	3,834	37	48	18,273	21,697	27,755	35	43	58	4,543	3,134	6,123	17	27	1,611	1,347
100-199	21	29	26	2,355	3,472	3,172	21	29	21,039	21,684	22,452	21	28	25	3,004	4,347	4,037	13	21	852	1,550
200 and over	4	5	6	1,675	1,250	1,630	4	5	13,650	7,640	13,575	4	5	6	1,175	811	2,000				
Hill																					
Total	875	1,191	1,109	42,139	60,995	57,422	860	1,171	345,366	453,972	397,699	822	1,123	1,069	82,519	93,112	101,970	284	435	19,757	27,010
None	-----	-----	-----	-------	-------	-------	7	12	1,003	3,234	2,035	10	16	13	620	1,382	890	3	8	158	581
Under 25	174	219	561	2,750	3,769	15,991	160	198	25,020	32,117	114,314	133	175	512	6,523	6,793	32,936	18	148	786	7,038
25-49	299	429		10,255	14,716		295	423	87,963	119,893		285	403		22,998	26,158		87		3,615	
50-99	338	412	443	20,608	25,985	27,692	334	408	168,115	183,140	185,352	330	399	439	37,701	39,197	50,035	137	213	8,544	13,633
100-199	60	122	98	7,076	14,305	11,659	60	121	57,376	95,311	78,033	60	122	98	12,077	17,232	16,104	35	62	5,004	4,866
200 and over	4	9	7	1,450	2,220	2,080	4	9	5,889	20,277	17,965	4	8	7	2,600	2,350	2,005	4	4	1,650	892
Jefferson																					
Total	253	338	307	17,068	22,827	19,584	230	324	131,409	160,889	147,882	219	279	287	27,210	27,299	35,989	91	137	8,905	12,462
None	-----	-----	-----	-------	-------	-------	4	-----	1,960	-------	3,021	3	-----	6	650	-------	941	1	4	300	653
Under 25	56	89	169	913	1,474	4,376	45	81	7,128	9,950	32,925	42	60	145	1,671	2,256	10,853	8	49	434	3,030
25-49	72	107		2,473	3,602		62	104	18,089	27,987		59	89		3,927	4,654		22		1,017	
50-99	69	79	80	4,406	4,999	5,168	66	76	32,282	33,845	35,046	65	70	80	7,447	5,177	8,374	27	40	2,155	2,031
100-199	46	43	42	5,501	5,582	5,490	43	43	36,100	41,157	47,730	40	40	42	8,355	5,652	9,221	26	32	3,224	3,108
200-399	7	14	15	1,875	4,070	3,900	7	14	16,150	28,481	29,160	7	14	14	2,900	5,235	6,600	7	12	1,775	3,640
400 and over	3	6	1	1,900	3,100	650	3	6	19,700	19,469	-------	3	6	-----	2,260	4,325	-------				
Judith Basin																					
Total	493	625	673	23,373	31,537	31,647	478	590	154,452	183,020	240,668	472	543	644	50,861	49,947	59,680	196	318	10,866	17,715
None	-----	-----	-----	-------	-------	-------	6	2	1,514	270	1,310	3	2	6	325	180	361	3	5	94	251
Under 25	100	143	386	1,751	2,362	10,835	95	122	12,953	14,867	89,155	85	94	352	5,459	4,285	23,230	19	146	988	6,963
25-49	190	206		6,731	7,306		181	200	42,788	44,968		185	192		16,373	13,217		72		3,176	
50-99	166	221	241	10,557	13,545	15,049	159	213	87,367	77,125	109,730	162	201	240	22,057	20,945	28,120	76	133	4,654	7,797
100 and over	37	55	46	4,334	8,324	5,763	37	53	29,830	45,790	40,473	37	54	46	6,647	11,320	7,969	26	34	1,954	2,704
Lake																					
Total	1,328	1,308	945	78,713	71,972	48,774	1,217	1,225	578,062	461,957	338,480	1,099	1,110	862	137,893	104,031	87,452	457	372	42,809	25,588
None	-----	-----	-----	-------	-------	-------	4	4	634	260	3,415	8	10	12	2,785	321	987	7	10	2,951	1,026
Under 25	321	382	471	4,931	6,247	10,996	264	324	36,354	34,001	71,560	195	260	388	11,286	11,183	21,976	45	107	3,279	4,717
25-49	379	389		13,153	13,357		351	371	99,376	76,896		320	346		26,592	21,346		120		6,611	
50-99	376	349	349	23,636	22,154	20,280	353	342	164,169	143,462	132,599	344	315	342	42,198	33,783	38,061	154	163	10,684	9,510
100-199	200	151	108	24,697	18,258	12,696	195	148	185,685	135,587	90,631	183	143	103	38,398	25,769	18,883	101	76	13,297	6,972
200 and over	52	37	17	12,296	11,956	4,802	50	36	91,844	71,751	40,275	49	36	17	16,634	11,629	7,545	30	16	5,987	3,363

[1] Comparison with later censuses may be found in groups below beginning with 400-699.

COUNTY TABLE 1.—CHICKENS ON FARMS 1940, 1935, AND 1930; CHICKEN EGGS PRODUCED AND CHICKENS RAISED 1939, 1934, AND 1929; AND CHICKENS SOLD, 1939 AND 1929; CLASSIFIED BY NUMBER ON HAND—Continued

(Chickens on hand over 4 months old Apr. 1, 1940 and over 3 months old Jan. 1, 1935 and Apr. 1, 1930)

STATE OR COUNTY AND NUMBER OF CHICKENS ON HAND	CHICKENS ON HAND						CHICKEN EGGS PRODUCED					CHICKENS RAISED						CHICKENS SOLD			
	Farms reporting			Number			Farms reporting		Dozens			Farms reporting			Number			Farms reporting		Number	
	1940 (Apr.1)	1935 (Jan.1)	1930 (Apr.1)	1940 (Apr. 1)	1935 (Jan. 1)	1930 (Apr. 1)	1939	1934	1939	1934	1929	1939	1934	1929	1939	1934	1929	1939	1929	1939	1929
MONTANA—Contd.																					
Lewis and Clark																					
Total	407	490	486	27,073	31,217	34,277	368	466	242,395	219,652	269,107	352	416	472	48,278	47,942	60,825	135	222	18,734	21,319
None	—	—	—	—	—	—	5	2	880	212	1,924	8	4	5	3,160	444	327	5	8	2,510	516
Under 25	92	117	224	1,486	1,931	6,172	74	109	13,411	13,793	49,963	64	77	205	4,879	2,725	12,119	16	63	2,696	2,715
25-49	119	155		4,105	5,471		106	141	37,417	37,684		103	132		7,048	8,189		21		815	
50-99	116	132	167	7,211	8,330	10,931	104	128	57,367	56,185	84,868	102	121	167	12,248	12,120	19,530	42	85	3,328	5,173
100-199	54	66	75	6,264	7,935	9,198	53	66	51,718	51,391	72,240	49	62	75	9,534	11,299	13,611	35	51	3,118	4,967
200-399	22	12	16	5,432	2,975	3,752	22	12	53,613	25,066	27,582	22	12	16	7,809	6,325	6,964	13	12	3,367	4,446
400 and over	4	8	4	2,575	4,575	4,224	4	8	27,989	35,321	32,530	4	8	4	3,600	6,840	8,274	3	3	2,900	3,500
Liberty																					
Total	290	342	332	12,827	17,568	15,303	279	336	92,745	94,540	104,068	273	330	330	23,997	24,420	24,957	66	116	2,973	5,686
None	—	—	—	—	—	—	4	1	275	90	180	8	1	1	471	12	35	2	2	50	59
Under 25	66	65	190	999	1,124	5,152	56	63	5,908	5,957	35,291	49	59	187	2,144	1,913	8,617	5	43	178	1,633
25-49	116	112		4,051	3,967		112	110	29,681	19,604		111	108		7,728	6,399		22		839	
50-99	92	132	123	5,652	7,954	7,481	91	130	42,319	41,667	47,905	89	131	123	10,210	11,834	12,250	30	63	1,488	2,766
100 and over	16	33	19	2,125	4,523	2,670	16	32	14,562	27,222	20,692	16	31	19	3,444	4,262	4,055	7	8	418	1,228
Lincoln																					
Total	393	481	345	15,727	17,730	15,796	354	456	138,227	136,938	136,709	326	422	328	26,697	27,196	26,498	156	149	9,764	8,161
None	—	—	—	—	—	—	7	9	4,042	2,242	1,574	4	8	6	137	515	309	4	5	341	293
Under 25	192	237	243	2,962	3,565	6,019	161	212	26,000	23,510	50,393	147	187	225	5,757	6,208	11,859	41	78	1,701	2,711
25-49	104	138		3,658	4,500		95	134	30,347	32,762		84	127		5,911	6,952		45		1,349	
50-99	67	74	68	4,051	4,363	4,236	62	71	31,403	34,000	35,448	66	71	65	7,612	6,347	6,527	45	39	3,057	1,994
100-199	22	25	24	2,546	3,110	2,831	21	23	18,785	23,035	21,597	17	23	22	3,450	4,210	3,963	15	18	1,357	1,513
200 and over	8	7	10	2,510	2,192	2,710	8	7	27,650	21,389	27,697	8	6	10	3,830	2,964	3,840	6	9	1,959	1,650
McCone																					
Total	591	739	804	26,414	30,571	38,725	563	727	176,022	206,590	275,651	552	629	755	45,670	44,409	60,233	123	258	4,898	14,283
None	—	—	—	—	—	—	1	13	400	11,610	880	2	6	2	130	674	260	1	5	80	241
Under 25	113	183	458	1,896	3,076	12,862	93	172	12,503	23,503	89,542	80	127	409	3,207	5,613	21,718	12	93	138	3,727
25-49	269	313		8,933	10,573		263	302	61,115	72,462		261	269		17,300	16,286		36		819	
50-99	172	205	272	10,560	12,086	16,836	169	202	67,282	70,078	117,608	172	194	270	17,809	15,751	26,227	54	115	1,927	7,189
100-199	32	32	70	3,705	3,421	8,187	32	32	24,861	21,837	60,813	32	28	70	5,690	4,300	10,728	16	42	1,384	2,816
200 and over	5	6	4	1,320	1,415	840	5	6	9,861	7,100	6,808	5	5	4	1,534	1,785	1,300	4	3	550	310
Madison																					
Total	582	644	594	37,009	40,296	43,032	564	623	253,522	315,517	317,032	540	591	589	59,708	57,205	71,417	204	248	15,716	22,271
None	—	—	—	—	—	—	5	2	305	970	1,218	6	2	5	193	36	166	5	3	87	153
Under 25	109	130	276	1,832	2,275	8,101	98	119	12,534	17,433	61,887	90	105	266	3,418	4,390	15,532	18	70	544	3,417
25-49	171	189		5,951	6,669		166	183	41,923	51,096		155	175		10,952	10,592		40		2,363	
50-99	171	216	204	10,608	13,619	12,960	165	212	70,700	104,169	86,045	160	206	204	16,838	18,888	19,987	67	97	3,965	5,344
100-199	106	84	74	12,385	10,463	8,785	106	83	86,529	78,916	61,469	104	80	74	18,797	13,201	12,665	57	48	6,705	4,433
200 and over	25	25	40	6,233	7,270	13,186	24	24	41,531	62,933	106,413	25	23	40	9,510	10,098	23,067	17	30	2,052	8,924

Meagher																				
Total	168	205	206	8,031	7,917	10,788	162	191	54,639	47,098	77,982	151	170	202	10,703	9,422	17,231	39	60	2,105	4,833
None								1		40	256		1	3		75	225		2		78
Under 25	48	74	127	828	1,243	3,402	45	64	6,027	6,452	24,473	40	57	120	1,250	1,642	5,572	5	24	140	851
25-49	63	79		2,170	2,675		61	77	14,026	15,896		57	66		2,984	3,305		12		520	
50-99	36	41	50	2,248	2,489	3,144	36	38	15,947	12,689	22,839	35	35	50	3,024	2,506	5,307	16	20	635	1,664
100 and over	21	11	29	2,785	1,510	4,242	20	11	18,639	12,021	30,414	19	11	29	3,445	1,894	6,127	6	14	810	2,240
Mineral																					
Total	89	84	65	4,184	4,077	3,335	86	79	33,935	31,189	25,406	80	70	62	9,964	6,013	6,386	27	14	2,935	1,417
None							3	1	179	122		3	2	1	706	120	30	2		700	
Under 25	33	22	38	534	287	1,051	30	17	4,954	1,563	8,258	25	12	34	1,080	409	2,409	3	6	95	692
25-49	27	30		904	1,071		24	29	8,020	9,293		24	25		2,305	1,302		10		585	
50-99	20	21	19	1,231	1,339	1,144	20	21	10,442	9,640	8,853	20	20	19	3,313	2,102	2,122	7	3	715	150
100 and over	9	11	8	1,515	1,380	1,140	9	11	10,340	10,571	8,295	8	11	8	2,560	2,080	1,825	5	5	840	575
Missoula																					
Total	567	639	521	32,979	38,327	36,124	522	614	268,645	274,797	295,919	489	469	504	70,244	47,215	68,647	208	213	35,948	23,195
None							17	1	2,324	182	2,435	22	1	6	5,290	60	2,089	9	8	5,189	1,237
Under 25	212	218	317	3,458	3,595	7,386	175	201	27,796	21,187	56,086	150	140	298	8,425	5,518	14,560	35	82	3,457	3,850
25-49	165	196		5,677	6,555		147	190	40,936	36,373		139	151		21,452	8,999		50		13,849	
50-99	101	127	109	6,304	7,858	7,035	96	124	45,655	63,647	54,101	96	100	107	12,394	10,706	13,588	58	52	3,909	4,086
100-199	63	65	57	7,798	8,214	7,046	62	65	61,596	70,457	56,809	58	46	57	11,818	8,152	16,064	36	44	4,061	6,044
200-399	18	21	24	4,340	5,095	6,257	17	21	42,864	34,073	50,802	16	19	24	5,005	4,810	9,566	15	19	2,269	4,645
400 and over	8	12	14	5,402	7,010	8,400	8	12	47,374	48,878	75,686	8	12	12	5,860	8,970	12,780	5	8	3,214	3,333
Musselshell																					
Total	272	394	457	13,774	18,228	25,554	261	397	95,902	136,217	196,047	258	381	441	26,262	36,115	52,831	122	219	7,607	15,596
None								6		1,117	462		6	6		265	835		5		270
Under 25	56	94	218	1,003	1,526	6,143	50	94	7,731	14,620	48,873	48	82	199	2,709	3,865	16,310	12	68	482	3,752
25-49	106	156		3,719	5,404		103	154	25,234	43,947		101	152		7,405	11,653		38		1,881	
50-99	83	107	172	5,240	6,438	10,858	82	107	37,480	48,302	86,538	83	105	170	10,313	11,455	21,799	51	99	3,024	6,519
100-199	22	33	61	2,697	3,760	7,223	21	32	18,467	23,251	51,014	21	32	60	4,385	6,177	12,677	16	41	1,526	4,441
200 and over	5	4	6	1,115	1,100	1,330	5	4	6,990	4,980	9,160	5	4	6	1,450	2,700	1,210	5	6	694	614
Park																					
Total	522	582	532	33,554	32,659	28,581	496	562	304,511	203,795	222,863	489	513	500	60,866	55,480	53,084	210	251	16,615	16,975
None							8	5	3,623	936	3,880	9	12	7	1,629	1,861	1,534	4	7	1,105	1,342
Under 25	90	141	271	1,491	2,432	7,421	75	131	14,406	13,212	58,117	73	97	235	3,623	4,375	15,419	10	88	953	4,029
25-49	150	173		5,422	6,155		141	163	44,231	40,587		140	156		10,305	10,640		40		1,188	
50-99	185	183	187	12,747	11,682	11,811	178	179	106,956	71,605	87,079	174	168	186	22,733	18,445	22,171	92	109	6,687	7,332
100-199	83	69	67	10,189	8,015	7,709	80	68	103,143	46,400	61,500	79	64	65	16,753	11,739	11,760	54	40	5,264	3,437
200 and over	14	16	7	3,705	4,375	1,640	14	16	32,152	31,055	12,287	14	16	7	5,823	8,420	2,200	10	7	1,418	835
Petroleum																					
Total	109	281	317	4,974	11,132	14,696	104	279	26,520	73,620	103,053	107	240	300	10,900	18,773	27,218	29	143	1,685	7,483
None							1	4	300	630	1,100	1	3	5	75	290	240		5		182
Under 25	29	90	194	479	1,519	5,028	24	86	2,346	11,588	38,821	26	64	173	962	3,501	11,416	1	66	12	3,054
25-49	36	115		1,191	4,050		35	113	7,740	24,947		36	102		3,338	7,496		9		472	
50-99	35	63	97	2,179	3,723	8,211	35	63	11,126	22,732	40,285	35	60	97	4,735	6,110	10,730	14	52	1,006	2,593
100 and over	9	13	26	1,125	1,840	3,457	9	13	5,008	13,732	22,847	9	11	25	1,790	1,376	4,832	5	20	195	1,654
Phillips																					
Total	798	1,105	1,152	38,481	45,459	49,724	775	1,085	298,356	334,150	364,321	730	956	1,163	62,990	74,533	81,732	216	377	10,247	20,819
None							14	12	2,742	2,824	2,562	8	11	14	400	433	813	3	7	139	323
Under 25	176	288	761	2,900	4,976	21,100	153	270	25,642	42,430	154,139	132	196	759	4,568	8,404	38,507	16	192	643	8,209
25-49	265	471		8,796	15,689		257	464	70,380	119,259		244	423		16,345	28,121		50		1,837	
50-99	285	280	321	17,230	16,397	19,899	280	275	131,225	117,442	138,841	276	264	321	28,867	23,278	30,133	107	138	4,744	7,842
100-199	64	59	64	7,465	6,497	7,275	63	57	52,855	44,367	57,739	62	56	63	10,550	11,747	9,929	34	35	2,507	3,335
200 and over	8	7	6	2,090	1,900	1,450	8	7	15,512	7,828	11,040	8	6	6	2,260	2,550	2,350	6	5	377	1,110

COUNTY TABLE 1.—CHICKENS ON FARMS 1940, 1935, AND 1930; CHICKEN EGGS PRODUCED AND CHICKENS RAISED 1939, 1934, AND 1929; AND CHICKENS SOLD, 1939 AND 1929; CLASSIFIED BY NUMBER ON HAND—Continued

(Chickens on hand over 4 months old Apr. 1, 1940 and over 3 months old Jan. 1, 1935 and Apr. 1, 1930)

STATE OR COUNTY AND NUMBER OF CHICKENS ON HAND	CHICKENS ON HAND						CHICKEN EGGS PRODUCED					CHICKENS RAISED						CHICKENS SOLD			
	Farms reporting			Number			Farms reporting		Dozens			Farms reporting			Number			Farms reporting		Number	
	1940 (Apr.1)	1935 (Jan.1)	1930 (Apr.1)	1940 (Apr. 1)	1935 (Jan. 1)	1930 (Apr. 1)	1939	1934	1939	1934	1929	1939	1934	1929	1939	1934	1929	1939	1929	1939	1929
MONTANA—Contd.																					
Pondera																					
Total	631	761	743	38,626	48,851	43,190	608	717	287,403	290,487	313,357	590	652	747	83,473	67,407	72,309	224	308	23,888	19,697
None	—	—	—	—	—	—	6	4	1,475	757	485	11	3	5	6,623	420	220	8	3	5,832	59
Under 25	103	111	341	1,733	1,820	9,794	89	87	13,305	13,488	70,951	84	50	340	5,361	1,910	17,177	18	96	1,602	3,709
25-49	183	217		6,385	7,433		175	201	47,677	46,706		167	184		13,734	11,202		49		2,829	
50-99	226	295	279	13,983	18,776	17,842	219	291	104,669	113,315	132,889	212	284	279	30,610	27,522	30,205	81	131	7,256	7,461
100-199	105	113	112	12,295	13,569	12,899	105	109	89,553	74,657	90,395	102	108	112	19,360	18,238	20,167	57	70	4,434	6,517
200-399	11	21	11	2,780	4,953	2,655	11	21	19,793	24,934	18,637	11	19	11	6,595	4,815	4,540	8	8	1,461	1,951
400 and over	3	4	—	1,450	2,300	—	3	4	10,931	16,630	—	3	4	—	1,190	3,300	—	3	—	474	—
Powder River																					
Total	570	716	738	21,461	21,751	34,228	551	686	166,950	164,110	255,193	514	634	663	42,901	43,014	66,572	132	246	7,544	18,319
None	—	—	—	—	—	—	5	21	739	2,985	4,135	2	15	10	121	1,178	835	4	7	82	461
Under 25	206	354	432	3,639	5,940	11,953	189	320	28,719	54,754	94,075	163	282	359	7,986	15,571	23,436	29	99	1,077	4,962
25-49	215	251		7,306	8,352		209	235	56,546	55,423		203	227		14,624	15,183		46		2,824	
50-99	136	98	246	8,131	5,929	15,213	135	97	61,070	43,056	107,445	133	98	235	16,930	9,313	29,851	48	104	3,223	8,911
100-199	8	12	54	1,015	1,310	5,812	8	12	6,610	7,162	40,423	8	11	53	1,380	1,729	10,015	4	32	148	3,149
200 and over	5	1	6	1,370	220	1,250	5	1	13,266	730	9,115	5	1	6	1,860	40	2,435	3	4	190	836
Powell																					
Total	247	291	288	20,002	24,334	28,399	235	279	186,382	174,483	241,158	210	197	288	38,411	26,833	44,629	119	138	17,459	16,029
None	—	—	—	—	—	—	2	—	90	—	1,196	2	—	1	2,300	—	150	1	1	1,900	70
Under 25	60	66	110	1,018	1,121	3,154	52	62	9,085	8,768	24,467	40	42	109	1,993	1,479	5,954	11	32	572	1,295
25-49	70	85		2,585	2,920		68	82	24,566	21,984		63	55		5,123	3,452		32		1,814	
50-99	55	78	97	3,553	4,813	6,047	55	74	30,187	35,238	47,789	50	56	97	8,032	5,484	9,666	26	48	3,558	2,611
100-199	41	39	46	5,021	4,667	5,758	39	39	45,734	38,489	48,087	36	26	46	7,938	4,061	9,213	33	29	3,375	2,895
200-399	16	11	20	4,135	2,912	4,905	14	10	33,260	19,420	44,343	14	8	20	4,525	2,622	6,826	11	15	1,690	3,183
400-799	2	9	(1)	1,200	4,795	(1)	2	9	17,190	25,394	(1)	2	7	(1)	1,700	5,425	(1)	2	(1)	1,200	(1)
800 and over	3	3	(1)	2,490	3,106	(1)	3	3	28,270	25,190	(1)	3	3	(1)	6,800	4,310	(1)	3	(1)	3,350	(1)
400-699	1	8	12	500	4,075	5,985	1	8	6,240	21,394	52,800	1	6	12	900	3,675	8,070	1	11	750	4,275
700 and over	4	4	3	3,190	3,826	2,550	4	4	37,220	29,190	22,476	4	4	3	7,600	6,060	4,750	4	2	3,800	1,700
Prairie																					
Total	214	422	469	10,006	17,810	26,929	204	443	59,255	125,748	194,631	198	408	464	19,881	34,841	55,205	74	180	4,630	13,507
None	—	—	—	—	—	—	1	26	180	5,215	555	1	23	5	200	1,817	198	1	1	50	80
Under 25	37	84	207	568	1,276	5,834	33	82	4,253	13,297	41,369	28	63	198	982	3,276	13,122	7	55	109	2,217
25-49	88	188		3,000	6,428		82	186	20,333	46,280		83	176		8,164	13,919		26		2,465	
50-99	74	130	196	4,593	7,691	12,616	73	129	24,916	46,551	88,342	71	127	196	8,280	13,097	26,759	33	84	1,618	6,146
100 and over	15	20	66	1,845	2,415	8,479	15	20	9,573	14,405	64,365	15	19	65	2,255	2,732	15,126	7	40	388	5,064
Ravalli																					
Total	1,140	1,176	994	65,219	65,904	54,283	1,057	1,088	612,315	459,719	400,523	959	999	922	113,374	102,181	94,948	410	405	42,590	33,314
None	—	—	—	—	—	—	7	4	2,502	2,177	2,385	11	5	14	2,285	213	1,058	8	12	2,209	852
Under 25	398	374	633	6,528	6,094	16,255	338	311	48,384	40,318	108,962	277	275	554	14,015	11,372	31,784	66	184	4,187	7,686
25-49	357	384		12,147	13,411		342	366	104,266	98,146		316	341		20,873	23,581		123		5,557	

50-99	240	269	254	15,193	16,413	16,174	228	264	154,245	119,208	115,753	218	244	248	33,748	23,819	26,672	116	137	15,815	9,160
100-199	93	108	79	11,838	12,965	10,008	90	103	110,100	83,017	74,726	86	94	78	18,528	18,747	14,006	60	49	7,288	4,289
200-399	38	29	15	10,008	7,171	3,346	38	28	108,941	53,846	25,811	37	28	15	12,695	10,045	6,310	27	11	4,574	2,927
400-799	9	7	(1)	4,655	3,100	(1)	9	7	65,579	27,082	(1)	9	7	(1)	4,280	5,104	(1)	10	(1)	2,960	(1)
800 and over	5	5	(1)	4,850	6,750	(1)	5	5	38,298	35,925	(1)	5	5	(1)	6,950	9,300	(1)				
400-699	8	6	9	3,905	2,400	4,700	8	6	56,279	22,882	35,136	8	6	9	3,705	3,104	6,918	10	12	2,960	8,400
700-999	3	3	2	2,400	2,550	1,700	3	3	24,600	22,900	19,500	3	3	2	4,275	4,800	3,200				
1000 and over	3	3	2	3,200	4,900	2,100	3	3	22,998	17,225	18,250	3	3	2	3,250	6,500	5,000				
Richland																					
Total	994	1,198	1,110	53,145	58,564	60,728	944	1,146	353,123	353,359	425,686	920	1,016	1,041	85,561	77,723	96,386	235	348	10,899	20,343
None							9	11	2,900	1,470	759	10	7	4	845	775	560	3	5	100	450
Under 25	162	267	544	2,742	4,421	15,492	135	229	18,311	33,201	105,435	119	170	481	4,503	7,419	28,312	17	112	493	4,730
25-49	336	422		11,687	14,340		314	403	82,917	98,064		314	360		20,001	22,978		60		1,820	
50-99	376	409	423	23,385	24,669	26,939	367	404	154,664	151,746	187,671	360	382	415	37,459	31,431	42,920	97	156	3,366	8,978
100-199	109	88	131	12,236	10,279	15,557	108	87	76,007	52,366	112,105	107	85	129	17,873	12,430	20,579	49	67	2,675	5,114
200 and over	11	12	12	3,095	2,855	2,740	11	12	18,324	16,512	19,716	10	12	12	4,880	2,690	4,015	9	8	2,445	1,071
Roosevelt																					
Total	740	1,003	892	33,091	43,124	42,163	704	998	171,971	229,525	289,258	676	914	854	59,852	60,349	70,664	194	280	10,311	13,907
None							9	15	1,687	2,110	2,691	14	12	9	1,029	394	863	4	6	371	308
Under 25	152	217	501	2,384	3,449	13,853	124	203	13,355	18,197	105,204	105	164	456	5,301	5,942	25,530	13	93	609	3,792
25-49	293	405		9,940	13,770		281	402	50,396	76,434		269	369		19,319	22,404		65		2,881	
50-99	258	328	329	16,182	19,589	20,540	256	323	81,349	104,717	127,316	252	317	327	28,218	25,298	33,938	93	147	5,384	7,482
100 and over	37	53	62	4,585	6,316	7,770	34	53	25,184	28,067	54,047	36	52	62	5,985	6,311	10,333	19	34	1,066	2,324
Rosebud																					
Total	514	671	730	23,584	25,819	39,235	497	644	197,962	176,893	287,127	490	563	689	47,164	40,198	65,814	146	243	9,042	14,883
None							2	14	513	3,185	2,015	5	12	8	2,220	622	422	4	4	1,960	180
Under 25	155	242	400	2,632	4,098	11,439	143	218	21,861	30,541	88,307	140	175	354	5,752	7,582	22,780	30	97	789	4,568
25-49	184	261		6,271	8,823		180	248	53,826	62,958		175	219		13,643	14,381		43		2,205	
50-99	127	127	237	7,666	7,513	15,035	124	123	63,515	46,058	105,502	123	120	234	13,199	12,386	25,684	44	100	1,980	5,812
100-199	37	36	83	4,300	4,280	10,176	37	36	35,172	28,663	72,933	36	32	83	6,970	4,087	14,078	19	37	1,678	3,933
200 and over	11	5	10	2,715	1,105	2,585	11	5	23,075	5,488	18,370	11	5	10	5,380	1,140	2,850	6	5	430	390
Sanders																					
Total	645	647	507	31,699	28,675	25,359	609	613	281,620	191,770	209,727	543	504	454	51,845	42,372	40,662	212	189	18,150	11,570
None							8		1,814		1,522	4	4	4	202	495	290	6	4	256	175
Under 25	220	232	322	3,488	3,735	8,561	200	207	31,520	22,696	68,951	165	156	272	5,773	6,049	15,981	28	95	1,123	4,114
25-49	216	216		7,297	7,359		204	209	63,775	48,685		182	166		12,169	9,308		67		2,837	
50-99	135	135	136	8,694	8,085	8,468	124	135	68,474	48,929	66,266	123	121	129	12,304	13,012	13,080	58	60	2,849	3,523
100-199	53	55	41	6,085	6,793	4,945	52	53	52,476	46,399	40,368	48	49	41	12,718	9,655	6,989	37	24	6,167	2,133
200-399	18	8	7	4,585	1,773	1,685	18	8	49,507	13,622	13,970	18	7	7	6,119	1,843	1,922	13	5	3,594	825
400 and over	3	1	1	1,550	930	1,700	3	1	14,054	11,439	18,650	3	1	1	2,560	2,010	2,400	3	1	1,324	800
Sheridan																					
Total	911	1,176	1,206	37,554	47,389	55,826	870	1,179	220,693	300,456	376,475	845	1,098	1,174	59,392	65,613	84,134	214	319	8,163	16,824
None							5	33	1,260	3,629	1,312	8	27	9	511	1,528	682	1	5	28	504
Under 25	198	261	682	3,172	4,179	18,384	171	247	17,278	29,140	119,807	152	209	642	5,039	7,999	28,696	15	108	394	3,938
25-49	409	535		13,871	17,819		395	527	81,500	110,870		387	493		22,307	26,165		87		2,784	
50-99	266	323	437	16,381	19,083	27,089	261	316	96,297	120,696	178,229	260	315	436	26,105	23,456	40,502	93	162	3,783	9,253
100 and over	38	57	87	4,130	6,308	10,353	38	56	24,358	36,101	77,127	38	54	87	5,430	6,465	14,254	18	44	1,174	3,129
Silver Bow																					
Total	92	122	126	5,024	6,915	7,753	75	110	26,505	41,646	56,601	78	102	84	6,812	10,889	10,239	13	19	1,228	4,240
None							3		325		1,560	2		2	110		474	2	1	150	450
Under 25	35	39	75	510	637	1,824	25	30	2,827	3,847	11,070	29	30	40	958	1,124	1,536	1	5	100	382
25-49	30	37		1,114	1,181		24	35	6,589	7,695		22	31		1,315	2,234		3		153	

[1] Comparison with later censuses may be found in groups below beginning with 400-699.

COUNTY TABLE 1.—CHICKENS ON FARMS 1940, 1935, AND 1930; CHICKEN EGGS PRODUCED AND CHICKENS RAISED 1939, 1934, AND 1929; AND CHICKENS SOLD, 1939 AND 1929; CLASSIFIED BY NUMBER ON HAND—Continued

(Chickens on hand over 4 months old Apr. 1, 1940 and over 3 months old Jan. 1, 1935 and Apr. 1, 1930)

STATE OR COUNTY AND NUMBER OF CHICKENS ON HAND	CHICKENS ON HAND						CHICKEN EGGS PRODUCED					CHICKENS RAISED						CHICKENS SOLD			
	Farms reporting			Number			Farms reporting		Dozens			Farms reporting			Number			Farms reporting		Number	
	1940 (Apr.1)	1935 (Jan.1)	1930 (Apr1)	1940 (Apr. 1)	1935 (Jan. 1)	1930 (Apr. 1)	1939	1934	1939	1934	1929	1939	1934	1929	1939	1934	1929	1939	1929	1939	1929
MONTANA—Contd.																					
Silver Bow—Con.																					
50-99	16	29	33	1,055	1,732	2,083	12	29	5,105	8,584	15,619	15	26	27	1,472	2,188	2,704	7	13	825	3,408
100-199	7	11	11	725	1,265	1,310	7	10	3,661	7,590	9,527	6	9	9	1,695	1,413	1,101				
200 and over	4	6	7	1,620	2,100	2,536	4	6	8,018	13,930	18,825	4	6	6	1,262	3,930	4,424				
Stillwater																					
Total	712	819	852	44,219	49,884	55,416	661	790	285,682	303,287	443,004	670	740	850	79,842	68,548	102,914	328	447	21,617	32,283
None	—	—	—	—	—	—	1	4	30	1,433	2,015	—	3	5	—	215	504	1	4	18	207
Under 25	99	142	354	1,806	2,381	10,430	82	124	11,971	18,205	85,296	82	105	349	4,118	4,844	21,341	25	115	1,245	5,231
25-49	187	228		6,609	7,959		171	219	44,118	46,632		174	210		14,648	14,031		63		3,749	
50-99	295	312	336	18,702	19,944	21,398	281	307	120,649	113,779	171,586	284	292	336	36,315	28,472	40,605	153	203	9,634	11,538
100-199	118	113	138	13,727	13,614	16,180	114	112	85,204	80,850	124,035	117	108	136	20,496	15,371	27,480	77	104	5,561	8,978
200 and over	13	24	24	3,375	5,986	7,408	12	24	23,710	42,388	60,072	13	22	24	4,265	5,615	12,984	9	21	1,410	6,329
Sweet Grass																					
Total	399	439	449	19,867	19,548	21,249	380	432	132,210	130,903	153,919	375	404	424	31,089	27,789	32,938	99	183	4,627	8,681
None	—	—	—	—	—	—	7	3	1,702	520	2,260	7	3	3	501	148	275	5	4	393	374
Under 25	68	99	250	1,230	1,687	7,143	59	91	9,464	10,490	58,024	55	79	225	2,633	3,146	12,021	9	77	207	2,752
25-49	151	177		5,374	6,108		138	176	34,556	40,098		138	167		9,660	9,927		29		1,251	
50-99	146	128	166	8,973	7,638	10,254	142	127	57,951	51,458	62,300	141	120	164	12,643	9,828	15,734	46	84	2,140	4,237
100 and over	34	35	33	4,290	4,115	3,852	34	35	28,537	28,337	31,335	34	35	32	5,652	4,740	4,908	10	18	656	1,318
Teton																					
Total	809	871	822	57,827	54,889	49,840	762	841	471,732	391,119	338,052	748	785	803	108,828	77,541	76,970	377	347	34,083	21,539
None	—	—	—	—	—	—	9	5	3,086	1,114	1,425	11	5	4	970	261	214	10	5	687	228
Under 25	123	161	360	1,938	2,601	9,805	108	147	16,895	19,237	74,960	87	111	338	5,067	3,930	17,253	17	84	837	3,745
25-49	187	204		6,539	6,888		169	197	51,272	54,453		172	183		17,637	10,226		65		7,248	
50-99	283	333	314	18,276	21,358	20,184	267	322	135,674	139,919	140,622	272	317	313	35,061	28,526	30,465	143	154	8,221	7,568
100-199	180	152	132	21,912	18,117	15,566	174	150	180,260	131,537	93,941	170	148	132	35,831	27,503	24,883	115	95	11,324	9,394
200-399	33	18	14	7,962	4,175	3,345	32	17	69,545	26,774	19,276	33	18	14	12,462	4,395	2,505	24	7	5,166	244
400 and over	3	3	2	1,200	1,750	940	3	3	15,000	18,085	7,828	3	3	2	1,800	2,700	1,650	3	2	600	360
Toole																					
Total	420	508	437	20,043	25,408	22,576	417	504	176,782	189,654	172,509	400	455	429	36,336	33,444	35,276	130	155	7,601	8,153
None	—	—	—	—	—	—	4	4	578	400	—	6	4	—	306	201	—	5	—	79	—
Under 25	98	98	240	1,703	1,635	6,558	95	94	16,157	11,097	54,269	87	77	234	3,462	2,759	11,720	12	59	383	2,341
25-49	157	192		5,375	6,404		154	190	49,169	48,907		149	172		10,824	8,675		40		1,652	
50-99	125	160	152	7,710	9,849	9,453	124	158	64,146	74,248	67,371	120	149	150	13,030	13,134	14,728	47	69	2,638	3,551
100-199	33	51	38	3,680	5,770	4,415	33	51	33,502	41,543	33,069	31	47	38	6,564	7,200	6,815	20	21	2,123	1,447
200 and over	7	7	7	1,575	1,750	2,150	7	7	13,230	13,459	17,800	7	6	7	2,150	1,475	2,013	6	6	726	814
Treasure																					
Total	182	199	222	9,004	9,641	11,264	169	200	55,976	64,733	83,556	170	181	218	17,662	13,701	20,409	69	92	3,027	6,529
None	—	—	—	—	—	—	—	3	—	360	452	—	2	4	—	72	412	—	2	—	115
Under 25	33	46	131	540	844	3,558	26	44	3,684	6,632	24,428	25	36	123	1,868	1,947	8,863	7	39	498	2,680
25-49	68	78		2,415	2,703		64	78	15,324	19,997		64	72		5,242	4,178		21		609	

50-99	68	51	63	4,365	3,136	4,019	66	51	27,861	19,690	30,669	68	48	63	7,912	4,519	7,053	36	35	1,465	2,432
100 and over	13	24	28	1,684	2,958	3,687	13	24	9,087	18,054	28,007	13	23	28	2,640	2,985	4,081	5	16	455	1,302
Valley																					
Total	951	1,054	1,349	51,006	43,350	57,006	930	1,017	327,158	274,881	327,443	898	926	1,262	92,704	65,451	100,861	312	456	20,414	22,501
None	-----	-----	-----	-----	-----	-----	5	24	2,800	4,323	1,597	6	23	15	660	1,085	1,178	2	12	163	620
Under 25	158	294	878	2,635	4,924	23,200	147	261	18,355	34,506	131,300	126	204	785	5,643	8,688	44,337	29	235	986	8,237
25-49	327	421		11,324	14,049		318	403	75,096	90,368		311	377		21,837	22,918		79		3,105	
50-99	360	273	384	22,309	16,216	23,142	355	265	133,739	92,998	125,301	351	259	377	39,912	22,483	38,913	140	159	7,650	8,118
100-199	93	58	81	10,833	6,511	9,214	92	56	68,404	42,416	54,167	91	56	79	18,517	9,177	14,293	55	46	5,935	4,428
200 and over	13	8	6	3,905	1,650	1,450	13	8	28,764	10,270	15,078	13	7	6	6,135	1,100	2,140	7	4	2,575	1,098
Wheatland																					
Total	189	242	271	10,124	11,710	14,983	183	238	69,702	74,100	113,227	170	198	263	16,898	15,052	24,348	66	116	3,376	7,111
None	-----	-----	-----	-----	-----	-----	1	1	5	30	905	-----	1	5	-----	107	366	-----	3	-----	195
Under 25	39	56	125	696	934	3,404	34	54	4,682	4,606	27,184	30	34	115	1,772	1,203	5,751	6	30	343	1,434
25-49	65	82		2,252	2,782		65	80	15,834	18,896		60	67		3,788	4,529		16		486	
50-99	59	78	113	3,867	4,838	7,119	58	77	27,847	30,001	52,295	55	72	110	6,678	5,468	11,916	29	60	1,281	3,516
100-199	23	24	29	2,659	2,756	3,520	22	24	17,664	17,567	26,304	22	22	29	3,590	2,970	4,765	15	23	1,266	1,966
200 and over	3	2	4	650	400	940	3	2	3,670	3,000	6,539	3	2	4	1,070	975	1,550				
Wibaux																					
Total	302	406	405	17,000	19,175	24,034	292	405	103,089	107,392	171,385	292	389	411	32,263	42,335	40,895	152	184	7,716	11,415
None	-----	-----	-----	-----	-----	-----	-----	10	-----	1,127	1,170	-----	9	7	-----	559	293	-----	5	-----	112
Under 25	37	75	178	637	1,238	5,177	35	69	4,345	8,728	38,778	32	61	177	1,385	4,211	10,278	7	58	232	2,428
25-49	109	158		3,836	5,410		103	155	26,170	28,893		104	151		7,949	13,840		34		1,353	
50-99	125	140	153	8,011	8,575	9,783	123	138	47,351	46,597	67,741	125	137	153	15,444	17,975	16,981	68	74	3,372	4,373
100-199	28	33	69	3,566	3,952	8,019	28	33	19,038	22,047	55,911	28	31	69	6,585	5,750	12,291	20	47	2,460	4,252
200 and over	3	-----	5	950	-----	1,055	3	-----	6,185	-----	7,785	3	-----	5	900	-----	1,052	3	2	299	250
Yellowstone																					
Total	1,455	1,604	1,537	95,587	98,499	103,038	1,334	1,550	717,541	689,010	780,190	1,277	1,390	1,483	179,486	156,342	193,994	511	779	44,608	64,255
None	-----	-----	-----	-----	-----	-----	7	13	4,632	4,624	8,691	11	12	19	1,315	1,351	2,870	5	17	906	2,122
Under 25	231	310	669	3,900	5,332	19,477	183	267	31,237	38,030	154,735	164	215	605	9,818	11,782	44,623	36	217	2,851	12,317
25-49	386	502		13,676	17,636		348	488	103,785	123,387		337	433		30,857	33,187		96		5,370	
50-99	556	522	550	35,117	32,968	35,083	522	516	247,800	228,651	256,379	503	476	544	71,829	56,089	71,093	219	309	17,404	21,474
100-199	231	224	258	28,114	26,548	31,397	224	222	203,685	183,558	242,041	213	213	255	46,126	35,823	49,482	120	186	11,606	17,709
200-399	45	36	50	11,230	8,240	11,462	44	36	91,277	71,931	78,999	43	33	50	14,516	11,860	17,376	31	41	5,171	6,439
400 and over	6	10	10	3,550	7,775	5,619	6	10	35,125	38,829	39,345	6	8	10	5,025	6,250	8,550	4	9	1,300	4,194
NEBRASKA																					
Total	108,786	121,630	120,457	10,588,129	11,453,882	13,317,733	104,446	118,210	71,072,776	68,422,935	85,554,932	103,214	116,735	118,204	22,855,923	24,744,895	25,974,163	81,793	90,720	8,130,491	9,942,134
None	-----	-----	-----	-----	-----	-----	751	1,362	319,622	364,203	162,306	919	1,535	406	208,343	266,540	79,954	850	353	145,752	48,854
Under 25	8,514	12,089	21,555	149,374	207,174	668,758	6,939	10,861	1,035,109	1,617,266	4,853,941	6,133	9,355	20,136	582,777	876,798	1,817,645	2,835	9,080	210,269	595,892
25-49	16,146	19,258		613,114	718,290		14,825	18,367	3,925,142	4,451,195		14,382	17,583		1,736,745	2,091,984		8,573		514,144	
50-99	36,234	38,392	35,666	2,476,023	2,562,693	2,436,521	34,854	37,517	16,325,744	15,414,031	18,229,496	34,621	37,092	34,953	6,107,158	6,319,703	5,523,588	26,953	25,331	1,931,608	1,933,892
100-199	37,993	40,636	46,661	4,814,889	5,089,585	5,988,084	37,301	40,115	32,077,854	29,548,337	37,479,482	37,352	40,052	46,236	9,895,633	10,352,605	11,591,001	33,437	40,563	3,518,325	4,476,870
200-399	9,206	10,429	15,404	2,151,668	2,430,873	3,621,467	9,089	10,364	14,433,568	14,319,773	22,545,370	9,118	10,303	15,310	3,769,581	4,144,211	6,010,578	8,494	14,292	1,487,184	2,434,946
400-799	643	744	(1)	304,588	354,965	(1)	637	740	2,352,202	2,123,877	(1)	640	734	(1)	525,058	518,564	(1)	605	(1)	253,970	(1)
800-1599	44	75	(1)	43,994	73,225	(1)	44	75	482,218	485,383	(1)	43	72	(1)	85,228	149,526	(1)	40	(1)	48,731	(1)
1600-3199	5	9	(1)	9,479	17,257	(1)	5	9	86,837	98,870	(1)	5	9	(1)	19,400	24,964	(1)	5	(1)	16,508	(1)
3200 and over	1	-----	(1)	5,000	-----	(1)	1	-----	36,500	-----	(1)	1	-----	(1)	8,000	-----	(1)	1	(1)	4,000	(1)
400-699	608	700	1,029	279,417	323,634	469,368	602	696	2,130,220	1,934,532	3,237,819	605	691	1,023	472,937	481,364	744,864	571	970	226,148	345,744
700-999	58	92	99	44,426	72,062	75,918	58	92	414,842	427,330	603,563	57	90	97	83,705	113,166	111,942	54	91	45,416	55,894
1000-2499	25	35	40	31,644	46,771	49,347	25	35	383,689	344,468	391,355	25	33	40	66,044	98,024	81,625	24	37	43,988	41,550
2500 and over	2	1	3	7,574	3,000	8,270	2	1	49,006	1,800	51,600	2	1	3	13,000	500	12,966	2	3	7,657	8,492
Adams																					
Total	1,313	1,592	1,600	118,949	133,320	174,370	1,265	1,516	820,321	751,248	1,122,223	1,267	1,544	1,577	269,869	315,773	333,721	1,116	1,336	101,770	140,819
None	-----	-----	-----	-----	-----	-----	13	5	4,776	1,140	3,663	13	9	9	1,677	1,370	2,036	12	7	881	1,435
Under 25	80	169	217	1,391	2,888	6,894	62	137	10,494	21,552	51,396	61	144	199	7,404	15,546	19,760	40	111	3,362	8,324
25-49	166	285		6,543	9,848		154	251	45,720	56,697		148	250		19,930	34,784		121		7,488	

[1] Comparison with later censuses may be found in groups below beginning with 400-699.

459864 O - 42 - 25

COUNTY TABLE 1.—CHICKENS ON FARMS 1940, 1935, AND 1930; CHICKEN EGGS PRODUCED AND CHICKENS RAISED 1939, 1934, AND 1929; AND CHICKENS SOLD, 1939 AND 1929; CLASSIFIED BY NUMBER ON HAND—Continued

(Chickens on hand over 4 months old Apr. 1, 1940 and over 3 months old Jan. 1, 1935 and Apr. 1, 1930)

STATE OR COUNTY AND NUMBER OF CHICKENS ON HAND	CHICKENS ON HAND						CHICKEN EGGS PRODUCED					CHICKENS RAISED						CHICKENS SOLD			
	Farms reporting			Number			Farms reporting		Dozens			Farms reporting			Number			Farms reporting		Number	
	1940 (Apr.1)	1935 (Jan.1)	1930 (Apr1)	1940 (Apr. 1)	1935 (Jan. 1)	1930 (Apr. 1)	1939	1934	1939	1934	1929	1939	1934	1929	1939	1934	1929	1939	1929	1939	1929
NEBRASKA—Contd.																					
Adams—Continued																					
50-99	552	567	515	38,343	37,926	35,997	531	544	270,215	238,337	239,157	535	553	505	98,352	104,047	81,430	471	414	35,857	32,894
100-199	450	514	712	56,022	62,509	89,994	442	502	370,389	333,784	564,975	445	511	708	112,457	126,446	168,546	414	654	41,812	68,963
200-399	62	71	145	14,555	15,996	32,568	60	71	99,996	88,962	208,145	62	71	145	23,785	25,700	54,049	58	150	12,370	29,203
400 and over	3	6	11	2,095	4,153	8,917	3	6	18,731	10,776	54,887	3	6	11	6,264	7,880	7,900				
Antelope																					
Total	1,810	2,047	2,052	183,816	190,754	211,804	1,721	1,968	1,183,951	1,110,754	1,303,825	1,711	1,971	2,012	388,657	416,909	466,112	1,445	1,647	149,419	206,453
None	-----	-----	-----	-------	-------	-------	5	22	1,405	5,041	4,741	8	31	9	1,155	12,598	3,134	8	6	903	2,260
Under 25	120	158	389	2,155	2,924	12,007	95	121	16,270	23,583	87,231	85	113	359	11,574	11,076	39,752	54	204	5,569	16,022
25-49	202	291		7,718	10,755		180	275	53,483	73,825		176	274		21,813	32,136		126		8,229	
50-99	609	727	644	42,012	48,637	43,968	584	701	280,709	281,776	281,433	580	695	632	100,482	115,621	111,616	473	504	33,861	47,725
100-199	694	705	819	86,929	86,678	103,576	676	686	555,608	495,265	621,903	681	698	813	177,283	181,911	223,218	614	747	69,030	101,732
200-399	171	153	184	38,836	34,980	43,353	168	150	242,477	196,201	248,786	168	148	183	67,505	55,767	75,642	157	171	27,878	33,211
400 and over	14	13	16	6,166	6,780	8,900	13	13	33,999	35,063	59,731	13	12	16	8,845	7,800	12,750	13	15	3,949	5,503
Arthur																					
Total	170	206	211	8,829	12,049	11,934	158	191	52,588	66,161	77,033	160	190	206	21,459	25,281	25,848	68	90	3,662	6,534
None	-----	-----	-----	-------	-------	-------	-----	1	-------	400	500	-----	-----	2	-------	-------	308	-----	1	-------	300
Under 25	42	42	99	832	816	3,063	34	35	4,021	4,217	19,504	36	34	92	3,527	2,927	7,159	12	22	522	1,169
25-49	64	65		2,527	2,508		63	61	14,162	14,080		61	60		6,587	6,331		24		972	
50-99	51	63	84	3,407	4,027	5,557	49	59	23,546	23,361	33,927	50	60	84	8,830	8,879	12,086	23	49	1,632	3,174
100-199	9	32	28	1,063	3,828	3,314	8	31	4,149	20,863	23,102	9	32	28	1,815	6,380	6,295	9	18	536	1,891
200 and over	4	4	-----	1,000	870	-------	4	4	6,710	3,240	-------	4	4	-----	700	764	-------				
Banner																					
Total	268	319	284	17,772	22,596	21,246	250	306	101,836	100,527	151,614	249	289	273	34,665	37,273	33,693	94	77	6,195	5,095
None	-----	-----	-----	-------	-------	-------	-----	2	-------	78	100	2	3	1	86	190	200	-----	2	-------	47
Under 25	40	42	103	713	746	3,144	33	38	3,917	4,682	21,920	28	31	97	1,857	2,039	6,102	6	20	274	1,262
25-49	65	80		2,450	3,046		60	76	14,977	15,293		59	73		5,129	6,239		18		708	
50-99	112	113	98	7,147	7,434	6,399	108	107	42,574	35,867	45,454	110	102	95	15,573	13,485	10,765	45	21	2,797	987
100-199	39	75	70	4,627	9,010	8,713	37	74	25,748	36,744	57,800	38	71	67	7,360	11,880	12,076	19	30	1,751	1,909
200 and over	12	9	13	2,835	2,360	2,990	12	9	14,620	7,863	26,340	12	9	13	4,660	3,440	4,550	6	4	665	890
Blaine																					
Total	252	256	253	14,582	14,696	18,346	237	246	76,500	74,420	116,102	232	247	254	32,342	35,120	41,339	139	143	8,612	14,514
None	-----	-----	-----	-------	-------	-------	3	6	700	1,250	460	5	8	5	674	529	389	4	2	162	126
Under 25	64	65	90	1,043	1,136	2,734	60	57	7,017	8,228	17,887	53	55	88	3,812	3,529	6,842	24	33	1,119	1,682
25-49	64	73		2,219	2,781		55	66	10,330	14,605		55	66		5,592	7,317		30		1,617	
50-99	77	69	100	4,927	4,366	6,688	74	68	24,908	20,737	41,435	74	69	98	10,762	11,960	16,352	47	61	2,434	4,968
100-199	41	41	51	5,073	4,663	6,194	39	41	27,785	23,320	38,806	39	41	51	9,277	9,435	12,501	29	37	2,375	5,039
200 and over	6	8	12	1,320	1,750	2,730	6	8	5,760	6,280	17,514	6	8	12	2,225	2,350	5,255	5	10	905	2,699

Boone																				
Total	1,499	1,883	1,876	123,439	177,156	190,497	1,438	1,847	708,185	913,111	1,017,893	1,455	1,867	1,868	298,102	397,730	396,891	1,212	1,464	111,251	156,982
None	----	----	----	----	----	----	18	38	5,371	7,633	4,418	21	44	12	4,125	6,217	1,976	20	11	2,581	823
Under 25	117	156	351	2,037	2,635	11,145	97	133	16,652	20,100	69,422	81	135	341	8,134	17,553	31,734	38	185	3,048	11,534
25-49	281	259		10,697	9,602		266	245	61,390	56,091		262	239		33,844	29,724		181		12,861	
50-99	604	637	612	40,827	42,771	41,740	582	614	239,544	240,127	246,880	596	627	607	108,205	109,901	104,000	509	456	38,899	37,972
100-199	429	660	725	52,785	81,764	91,268	412	646	299,890	392,042	463,981	427	652	721	115,705	166,380	184,344	401	638	43,003	74,282
200-399	62	161	175	14,383	35,824	40,289	58	161	74,538	181,350	202,258	62	160	174	25,039	62,570	67,793	58	163	9,729	29,561
400 and over	6	10	13	2,710	4,560	6,055	5	10	10,800	15,768	30,934	6	10	13	3,050	5,385	7,044	5	11	1,130	2,810
Box Butte																					
Total	710	802	765	53,824	64,795	85,830	647	784	364,021	403,593	453,510	652	763	758	119,119	130,452	130,056	389	445	33,517	42,534
None	----	----	----	----	----	----	3	11	825	2,314	300	2	12	2	180	1,705	286	2	1	74	230
Under 25	77	88	214	1,490	1,527	6,677	55	80	9,872	19,319	53,093	54	70	211	3,596	6,616	15,212	20	67	1,136	3,406
25-49	170	190		6,430	7,486		147	179	36,770	47,557		147	175		15,190	18,485		59		3,326	
50-99	264	280	273	18,059	18,836	18,521	246	273	119,708	114,476	128,543	253	266	268	45,628	44,381	37,425	161	163	13,842	11,501
100-199	171	199	232	21,081	24,175	28,347	171	196	149,260	148,379	183,298	168	197	231	42,065	44,258	52,10	126	175	10,660	16,732
200 and over	28	45	46	6,764	12,771	12,285	25	45	47,586	71,548	88,276	28	43	46	12,460	15,007	25,025	21	39	4,479	10,665
Boyd																					
Total	836	981	1,004	87,820	77,208	122,889	792	987	453,373	451,590	702,051	804	959	996	189,977	193,942	230,629	629	755	58,091	72,366
None	----	----	----	----	----	----	3	28	1,312	5,814	1,577	6	26	3	1,090	3,142	510	5	3	474	175
Under 25	52	108	131	816	1,861	4,049	35	99	4,354	17,083	28,167	37	88	126	3,624	7,590	9,959	19	45	1,311	2,442
25-49	90	184		3,412	6,778		78	178	15,971	45,071		84	171		10,137	22,611		51		3,065	
50-99	265	368	260	18,388	24,363	18,021	254	363	90,229	143,732	115,568	254	359	255	47,097	64,840	37,125	191	169	12,996	9,737
100-199	330	273	439	42,399	32,916	57,314	324	271	219,150	181,516	310,588	324	267	438	87,556	77,074	112,386	278	382	26,734	35,820
200 and over	99	48	174	22,805	11,290	43,505	98	48	122,357	58,374	246,151	99	48	174	40,473	18,685	70,649	85	156	13,511	24,192
Brown																					
Total	647	699	648	40,370	37,308	51,689	589	675	222,998	212,351	323,810	605	655	636	95,204	100,871	110,806	375	443	31,010	41,593
None	----	----	----	----	----	----	3	19	432	4,416	1,130	5	21	4	218	5,010	784	4	3	158	673
Under 25	146	203	217	2,636	3,382	6,540	120	178	14,422	26,888	45,984	114	161	206	7,238	14,797	18,589	43	100	1,804	6,341
25-49	161	211		6,081	7,760		142	201	33,463	48,427		156	196		16,608	23,337		89		4,288	
50-99	212	180	227	13,940	11,510	15,352	202	174	72,463	60,146	85,355	205	175	224	33,977	31,138	36,401	135	164	10,413	12,583
100-199	109	87	163	13,291	10,473	20,325	104	85	72,853	48,701	126,421	107	85	161	30,202	19,982	37,567	87	141	11,387	15,175
200 and over	19	18	41	4,422	4,183	9,472	18	18	29,365	23,773	64,920	18	17	41	6,961	6,607	17,465	17	35	2,960	6,821
Buffalo																					
Total	2,037	2,321	2,262	193,785	194,912	224,151	1,986	2,270	1,278,500	1,290,789	1,513,197	1,926	2,250	2,214	418,406	428,177	448,255	1,527	1,692	150,288	168,004
None	----	----	----	----	----	----	13	49	5,947	14,592	7,492	17	66	19	9,755	9,867	4,225	17	17	7,883	2,660
Under 25	137	272	475	2,480	4,212	14,305	117	229	17,849	44,759	113,317	98	206	430	9,974	20,061	38,931	50	202	4,657	14,358
25-49	302	389		11,261	14,093		282	370	67,021	98,298		255	359		30,520	41,774		149		8,756	
50-99	691	824	752	46,865	54,026	50,999	678	800	284,766	357,281	353,084	684	799	741	117,042	132,940	116,082	522	550	35,675	40,875
100-199	755	698	804	94,418	85,024	100,604	746	686	611,223	527,845	646,992	741	684	797	190,078	164,050	190,169	654	713	67,576	72,712
200-399	141	123	210	32,911	29,243	48,034	139	121	229,049	203,684	322,672	140	121	206	51,415	48,555	83,695	125	191	19,614	31,914
400 and over	11	15	21	5,850	8,314	10,209	11	15	62,645	44,330	69,640	11	15	21	9,622	10,930	15,153	10	19	6,127	5,485
Burt																					
Total	1,424	1,514	1,497	161,348	167,093	196,745	1,348	1,485	1,204,756	1,039,545	1,253,021	1,339	1,443	1,446	323,017	324,124	355,185	1,180	1,199	129,286	137,835
None	----	----	----	----	----	----	5	2	2,760	350	2,336	3	3	7	253	859	1,280	6	7	393	880
Under 25	65	93	149	1,119	1,649	5,004	48	82	9,880	15,822	36,422	47	77	127	4,272	8,444	13,148	24	71	1,510	4,660
25-49	123	184		4,463	6,912		99	179	31,140	45,875		96	165		10,780	18,164		65		4,353	
50-99	437	457	359	29,689	31,528	24,816	413	447	232,899	192,731	169,512	407	427	343	73,343	68,263	52,286	341	235	27,845	19,288
100-199	604	567	689	77,497	73,023	89,212	593	562	577,407	428,772	558,711	592	558	673	151,369	135,033	160,861	553	601	59,974	60,272
200-399	180	201	272	41,200	46,953	64,083	176	201	293,610	307,743	397,318	179	201	268	71,450	81,836	102,910	177	259	29,391	42,425
400 and over	15	12	28	7,380	7,028	13,630	14	12	57,060	48,252	88,722	15	12	28	11,550	11,525	24,700	14	26	5,820	10,310
Butler																					
Total	1,726	1,870	1,800	186,294	197,581	216,574	1,670	1,832	1,363,205	1,181,744	1,260,938	1,644	1,818	1,796	432,800	490,592	466,332	1,417	1,512	132,512	158,109
None	----	----	----	----	----	----	8	4	3,828	1,990	522	7	5	3	1,005	1,450	800	7	5	696	723
Under 25	74	99	200	1,355	1,796	6,571	57	86	9,940	11,873	45,426	48	81	198	5,125	8,150	22,777	29	105	1,904	7,273
25-49	167	216		6,435	7,953		151	208	43,838	51,467		146	197		20,568	27,358		106		5,995	

COUNTY TABLE 1.—CHICKENS ON FARMS 1940, 1935, AND 1930; CHICKEN EGGS PRODUCED AND CHICKENS RAISED 1939, 1934, AND 1929; AND CHICKENS SOLD, 1939 AND 1929; CLASSIFIED BY NUMBER ON HAND—Continued

(Chickens on hand over 4 months old Apr. 1, 1940 and over 3 months old Jan. 1, 1935 and Apr. 1, 1930)

STATE OR COUNTY AND NUMBER OF CHICKENS ON HAND	CHICKENS ON HAND						CHICKEN EGGS PRODUCED					CHICKENS RAISED						CHICKENS SOLD			
	Farms reporting			Number			Farms reporting		Dozens			Farms reporting			Number			Farms reporting		Number	
	1940 (Apr.1)	1935 (Jan.1)	1930 (Apr.1)	1940 (Apr. 1)	1935 (Jan. 1)	1930 (Apr. 1)	1939	1934	1939	1934	1929	1939	1934	1929	1939	1934	1929	1939	1929	1939	1929
NEBRASKA—Contd.																					
Butler—Contd.																					
50-99	545	581	464	37,917	39,412	31,810	527	567	292,304	253,026	204,717	517	570	462	103,212	116,930	83,216	426	379	29,876	26,398
100-199	743	769	850	93,668	98,103	109,502	734	763	682,090	582,669	628,172	732	763	848	217,205	242,324	237,684	667	757	65,605	80,039
200-399	187	194	277	42,294	45,112	64,491	184	193	296,360	250,824	354,324	185	192	276	79,385	86,700	113,955	173	257	25,945	38,486
400 and over	10	11	9	4,625	5,205	4,200	9	11	34,845	29,895	27,777	9	10	9	6,300	7,680	7,900	9	9	2,491	5,190
Cass																					
Total	1,758	1,882	1,925	165,652	184,517	209,945	1,684	1,847	1,190,052	1,160,963	1,284,289	1,659	1,828	1,886	371,596	373,331	405,821	1,333	1,536	148,518	176,608
None	———	———	———	———	———	———	16	10	5,836	3,032	7,029	24	18	12	16,212	2,011	2,237	20	12	7,810	1,505
Under 25	156	165	346	2,758	3,044	10,703	121	143	19,742	23,652	74,374	104	136	317	11,002	13,041	30,788	49	171	5,676	13,099
25-49	251	280		9,698	10,617		255	269	66,345	72,642		221	261		24,884	28,734		133		7,479	
50-99	610	562	587	41,626	38,436	40,193	586	559	287,382	253,242	256,574	578	550	577	97,998	87,595	91,181	461	449	36,219	35,627
100-199	596	701	753	74,966	88,683	96,545	586	692	539,393	540,306	584,200	589	692	743	155,838	165,985	183,761	532	677	60,675	78,366
200-399	136	164	213	31,829	38,547	49,479	131	164	234,358	236,834	281,546	134	161	211	57,712	68,715	79,128	129	202	25,434	36,966
400 and over	9	10	26	4,775	5,190	13,025	9	10	36,996	31,255	80,566	9	10	26	7,950	7,250	18,726	9	25	5,225	11,045
Cedar																					
Total	1,975	2,117	2,122	225,951	228,376	282,601	1,853	2,104	1,477,660	1,318,741	1,632,109	1,844	2,076	2,091	414,817	435,433	497,991	1,562	1,730	145,506	177,342
None	———	———	———	———	———	———	7	29	2,968	7,100	1,000	8	31	2	1,048	4,798	375	5	2	265	300
Under 25	30	135	188	1,336	2,320	6,123	55	126	7,949	21,435	36,691	48	110	177	4,486	9,980	18,329	25	80	1,907	5,137
25-49	177	228		6,937	8,435		155	217	41,928	54,260		149	209		15,866	23,060		82		3,481	
50-99	571	636	543	39,487	42,760	37,373	532	626	262,415	251,911	236,428	529	622	528	83,202	91,573	74,584	429	398	26,909	25,326
100-199	873	860	924	111,637	108,622	119,879	840	849	765,094	613,544	706,786	844	850	919	207,024	198,804	218,508	778	815	73,977	79,141
200-399	264	235	431	61,704	53,764	102,346	255	254	364,876	294,046	547,445	256	231	430	95,341	87,843	164,465	235	401	35,567	60,466
400 and over	10	23	36	4,850	12,475	16,880	9	23	32,432	76,445	103,759	10	23	35	7,850	19,375	21,730	8	34	3,400	6,972
Chase																					
Total	643	707	678	55,141	59,824	62,580	591	694	322,166	300,158	409,843	582	682	671	110,161	123,877	106,887	327	364	26,698	27,185
None	———	———	———	———	———	———	3	10	175	2,932	———	6	12	———	1,055	1,328	———	4	1	496	40
Under 25	54	103	153	1,033	1,920	4,903	36	95	5,841	11,966	34,058	37	86	150	3,238	9,056	11,032	19	39	1,396	2,162
25-49	126	127		4,910	4,831		115	119	33,078	26,574		99	117		14,255	13,233		44		3,137	
50-99	237	222	253	16,070	14,655	17,475	222	217	91,269	75,568	113,777	219	216	251	36,294	30,120	33,142	118	132	8,663	6,844
100-199	183	206	217	22,425	26,044	27,176	172	204	117,403	123,893	177,749	179	202	216	40,339	49,385	43,383	111	144	8,188	11,321
200-399	40	44	53	9,163	9,914	12,176	40	44	63,155	43,623	78,309	39	44	53	13,630	17,105	18,730	31	48	4,818	6,818
400 and over	3	5	2	1,540	2,460	850	3	5	11,245	15,602	5,950	3	5	1	1,350	3,650	600				
Cherry																					
Total	1,066	1,291	1,369	53,731	62,615	91,158	999	1,253	338,556	315,414	550,196	991	1,199	1,336	121,251	148,275	191,026	378	662	20,623	46,860
None	———	———	———	———	———	———	3	17	1,004	3,667	390	7	22	3	308	3,367	159	2	1	80	48
Under 25	241	365	568	4,418	6,310	17,375	203	334	33,683	40,660	125,807	190	296	538	15,126	23,247	44,180	52	157	4,030	8,677
25-49	386	434		14,605	16,340		367	419	96,874	85,191		363	406		36,615	41,854		114		5,077	
50-99	338	373	498	21,659	23,544	31,946	329	365	138,808	107,497	206,283	332	358	494	46,426	51,602	72,443	146	287	7,368	18,282
100-199	94	100	261	11,128	12,013	31,552	90	99	55,794	55,429	161,371	92	98	260	19,181	21,425	59,705	58	185	3,278	16,050
200 and over	7	19	42	1,921	4,408	10,285	7	19	12,393	22,970	56,345	7	19	41	3,595	6,780	14,539	6	32	790	3,803

Cheyenne																				
Total	938	1,102	975	87,293	106,330	97,745	904	1,083	644,626	547,372	611,953	882	1,050	970	170,698	192,105	183,091	577	607	44,572	52,376
None							6	10	2,650	1,872	407	11	13	5	2,245	1,440	379	8	4	1,113	221
Under 25	74	96	200	1,263	1,628	6,355	64	82	11,061	8,962	37,997	48	71	196	4,655	5,433	14,243	25	65	1,716	3,370
25-49	142	168		5,360	6,375		130	165	41,187	34,338		123	146		12,701	13,684		50		2,495	
50-99	346	347	341	23,854	24,020	23,076	335	339	178,056	116,520	155,723	331	336	339	53,234	49,013	46,466	206	203	12,672	11,594
100-199	296	382	345	36,678	47,595	43,717	289	379	257,648	241,871	265,704	290	377	342	66,946	80,900	80,305	223	260	16,737	23,114
200-399	76	103	80	18,358	23,762	18,977	76	102	140,328	122,180	110,203	75	101	79	28,857	36,135	29,798	62	66	9,268	8,923
400 and over	4	6	9	1,780	2,950	5,620	4	6	13,696	21,629	41,919	4	6	9	2,060	5,500	11,900	3	9	571	5,154
Clay																					
Total	1,355	1,610	1,658	127,889	141,283	199,405	1,324	1,559	827,393	768,573	1,480,100	1,320	1,540	1,642	307,194	335,372	433,732	1,172	1,452	120,149	193,260
None							10	24	2,160	5,180	2,240	13	27	6	3,680	3,764	1,210	17	7	3,239	1,262
Under 25	73	123	163	1,275	1,901	5,248	65	94	7,941	14,502	42,610	53	83	150	5,567	9,486	16,906	37	93	2,193	6,645
25-49	187	254		6,895	9,368		178	234	40,649	45,477		174	233		25,465	30,602		139		10,002	
50-99	530	610	497	37,002	41,276	34,637	511	593	214,907	228,000	256,939	518	587	492	98,147	111,044	92,691	457	406	34,640	39,984
100-199	485	529	749	61,698	64,502	97,042	481	521	425,756	349,065	726,184	482	518	746	131,757	139,086	213,809	446	704	49,544	93,661
200-399	73	83	229	17,294	18,486	53,228	72	83	115,711	92,274	384,831	73	82	228	32,378	31,200	91,486	71	222	14,181	42,732
400 and over	7	11	20	3,725	5,750	9,250	7	10	20,269	34,075	67,296	7	10	20	10,200	10,190	17,630	5	20	6,350	8,976
Colfax																					
Total	1,313	1,396	1,346	153,141	170,796	187,465	1,285	1,367	1,085,782	1,183,638	1,246,549	1,290	1,351	1,325	385,152	434,717	413,145	1,177	1,224	147,068	158,289
None							17	2	8,895	305	300	16	3	1	3,160	8,581	200	14	1	1,616	75
Under 25	78	84	127	1,304	1,526	4,007	68	72	10,273	15,169	30,748	65	58	120	6,946	6,273	15,320	41	81	2,348	5,943
25-49	106	143		3,863	5,337		99	139	29,821	50,125		98	133		14,914	20,325		67		4,001	
50-99	338	300	286	23,423	20,207	19,738	327	290	176,015	160,886	141,082	328	290	275	77,439	67,436	55,754	291	236	28,713	20,764
100-199	601	607	581	78,689	79,571	77,089	586	603	553,318	527,393	531,966	595	605	577	189,673	206,270	177,153	581	558	72,235	67,105
200-399	179	251	334	40,637	58,470	78,081	177	250	289,656	394,365	482,864	177	251	334	83,770	117,982	150,768	172	330	34,550	58,892
400 and over	11	11	18	5,225	5,685	8,550	11	11	37,804	35,395	59,589	11	11	18	9,250	7,850	13,950	11	18	3,605	5,510
Cuming																					
Total	1,801	1,868	1,869	232,579	238,866	270,737	1,714	1,816	1,516,388	1,531,092	1,780,007	1,700	1,806	1,853	524,026	481,303	506,378	1,544	1,603	214,667	189,776
None							5	6	3,640	5,150	950	7	10	2	1,328	3,878	600	5	2	555	325
Under 25	59	61	129	976	1,066	4,208	44	53	5,954	6,844	28,555	33	40	123	3,199	3,598	13,063	27	64	1,690	4,376
25-49	131	128		4,912	4,966		108	126	32,101	34,197		107	117		16,264	17,323		82		6,972	
50-99	422	442	348	29,588	29,778	23,925	395	429	230,744	230,206	168,872	387	423	342	88,269	74,516	54,975	332	253	39,111	17,944
100-199	834	876	888	109,427	112,953	117,524	811	845	706,320	715,233	772,018	814	863	885	246,102	235,312	232,651	761	801	95,957	86,159
200-399	335	340	477	77,681	79,038	113,250	331	336	475,305	465,447	725,841	332	333	474	152,014	131,176	187,979	318	456	63,159	73,402
400 and over	20	21	27	9,995	11,065	11,830	20	21	62,324	74,015	83,771	20	20	27	16,850	15,500	17,110	19	27	7,223	7,570
Custer																					
Total	3,140	3,543	3,530	272,903	271,322	322,644	3,007	3,530	1,858,220	1,497,546	2,044,822	2,989	3,390	3,509	589,019	575,674	646,277	2,465	2,446	192,515	222,225
None							23	74	10,630	19,089	1,730	29	64	4	3,113	8,071	1,585	25	4	1,561	1,146
Under 25	282	449	878	4,989	7,650	27,841	233	411	42,721	61,489	211,277	206	356	870	19,883	31,651	74,424	128	382	7,106	22,478
25-49	503	698		19,566	26,068		460	673	135,667	149,206		465	644		54,559	71,038		325		18,011	
50-99	1,181	1,279	1,234	80,971	83,965	83,945	1,136	1,262	562,828	470,663	541,132	1,124	1,232	1,223	193,091	194,178	186,989	942	840	61,000	57,248
100-199	1,004	950	1,146	125,440	112,107	144,503	985	945	818,947	587,376	850,159	996	928	1,140	248,069	212,120	273,280	888	976	78,024	99,237
200-399	160	157	260	36,862	36,257	59,549	160	155	244,653	193,651	392,649	159	156	260	61,519	53,266	99,679	148	235	22,348	38,080
400 and over	10	10	12	5,075	5,275	6,806	10	10	42,774	16,072	47,875	10	10	12	8,785	5,350	10,320	9	9	4,465	4,036
Dakota																					
Total	704	780	787	67,450	73,602	82,874	659	777	366,689	494,462	465,833	653	762	774	130,220	139,604	155,617	474	598	45,520	59,912
None							7	3	3,726	700		4	5		950	674		7		623	
Under 25	58	70	143	1,052	1,179	4,375	38	68	3,927	8,738	27,033	38	59	139	2,267	2,642	12,576	11	61	468	5,409
25-49	108	133		4,040	4,955		94	131	23,359	34,550		96	123		10,579	12,595		44		1,891	
50-99	238	252	250	15,936	16,679	16,996	226	251	83,341	114,612	91,614	222	250	244	33,079	31,882	36,157	154	186	8,837	13,167
100-199	226	248	293	28,693	31,054	36,708	220	247	162,100	213,036	186,059	221	248	290	55,320	60,474	65,974	192	253	21,712	25,574
200-399	68	70	96	15,154	16,285	22,545	68	70	71,452	104,392	145,654	66	70	96	23,475	27,587	37,985	61	93	9,739	14,937
400 and over	6	7	5	2,575	3,450	2,250	6	7	20,784	18,434	15,473	6	7	5	4,550	3,750	2,925	5	5	2,250	825

COUNTY TABLE 1.—CHICKENS ON FARMS 1940, 1935, AND 1930; CHICKEN EGGS PRODUCED AND CHICKENS RAISED 1939, 1934, AND 1929; AND CHICKENS SOLD, 1939 AND 1929; CLASSIFIED BY NUMBER ON HAND—Continued

(Chickens on hand over 4 months old Apr. 1, 1940 and over 3 months old Jan. 1, 1935 and Apr. 1, 1930)

STATE OR COUNTY AND NUMBER OF CHICKENS ON HAND	CHICKENS ON HAND						CHICKEN EGGS PRODUCED					CHICKENS RAISED						CHICKENS SOLD			
	Farms reporting			Number			Farms reporting		Dozens			Farms reporting			Number			Farms reporting		Number	
	1940 (Apr. 1)	1935 (Jan. 1)	1930 (Apr. 1)	1940 (Apr. 1)	1935 (Jan. 1)	1930 (Apr. 1)	1939	1934	1939	1934	1929	1939	1934	1929	1939	1934	1929	1939	1929	1939	1929
NEBRASKA—Con.																					
Dawes																					
Total	725	789	776	44,631	50,299	61,408	687	736	308,827	279,876	395,631	672	735	770	103,530	98,135	106,283	371	361	30,343	28,791
None	—	—	—	—	—	—	11	6	3,142	827	500	11	7	1	2,187	853	100	9	—	1,250	—
Under 25	123	113	254	2,215	2,131	7,779	108	93	17,538	11,611	51,211	94	87	249	9,184	5,902	15,804	35	65	2,568	3,454
25-49	232	228		8,959	8,533		217	213	63,291	45,348		210	207		24,695	21,195		103		6,365	
50-99	243	303	302	15,926	19,625	20,240	230	288	113,402	111,930	127,849	235	294	300	37,186	40,364	39,523	137	153	10,596	9,547
100-199	109	123	175	13,365	14,498	21,207	103	114	81,250	77,471	140,287	105	119	175	24,786	24,283	34,630	75	107	8,050	9,737
200 and over	18	22	45	4,166	5,512	12,182	18	22	30,204	32,689	75,784	17	21	45	5,492	5,538	16,226	12	36	1,514	6,053
Dawson																					
Total	1,696	1,872	1,879	174,620	171,437	202,591	1,649	1,833	1,223,994	938,888	1,281,232	1,590	1,756	1,775	341,373	328,731	345,985	1,224	1,361	109,907	124,061
None	—	—	—	—	—	—	12	37	6,578	7,086	5,152	14	38	17	1,825	5,006	2,641	16	16	1,341	1,801
Under 25	120	210	373	2,002	3,493	11,269	105	183	14,369	26,460	73,527	80	154	303	6,868	15,265	23,926	32	162	2,891	7,707
25-49	232	314		8,697	11,531		215	298	66,643	71,716		197	266		21,705	27,312		116		6,371	
50-99	545	564	568	37,481	37,175	39,411	528	547	264,170	187,595	243,331	517	530	541	84,726	77,440	78,340	383	410	23,792	27,265
100-199	614	634	707	78,672	79,809	89,806	606	620	534,499	410,804	544,183	600	620	689	152,974	141,628	155,177	519	571	50,416	52,603
200-399	175	138	214	41,118	32,329	52,060	173	136	285,153	169,490	333,299	172	137	209	63,525	49,555	72,511	149	187	20,696	26,944
400 and over	10	12	(1)	6,650	7,100	(1)	10	12	52,582	65,737	(1)	10	11	(1)	9,750	12,525	(1)	9	(1)	4,400	(1)
400-699	7	10	15	3,250	4,600	6,770	7	10	22,656	33,675	48,140	7	9	14	4,750	6,825	8,590	6	13	1,400	3,791
700 and over	3	2	2	3,400	2,500	3,275	3	2	29,926	32,062	33,600	3	2	2	5,000	5,700	4,800	3	2	3,000	3,950
Deuel																					
Total	412	446	420	44,195	50,046	45,578	391	440	265,724	280,923	303,336	380	413	408	86,118	89,324	84,280	265	287	27,243	26,615
None	—	—	—	—	—	—	2	6	235	1,934	125	2	6	2	200	1,401	200	2	2	180	250
Under 25	39	33	69	792	557	2,088	31	30	3,325	3,182	13,831	26	15	62	2,860	1,093	7,659	9	27	1,002	1,855
25-49	51	63		1,937	2,393		46	60	10,504	15,257		46	58		4,878	5,238		25		1,249	
50-99	115	106	132	7,269	7,098	8,935	110	104	39,249	42,655	64,586	103	98	129	16,080	12,683	19,627	66	85	4,528	6,405
100-199	157	183	170	20,087	23,003	21,969	153	179	118,233	122,472	135,901	153	175	168	40,225	41,594	39,144	123	133	12,230	12,074
200-399	43	53	46	10,460	12,945	10,836	42	53	57,434	79,993	76,747	43	53	44	14,875	19,815	14,760	33	38	4,029	5,631
400 and over	7	8	3	3,650	4,050	1,750	7	8	36,744	15,430	12,146	7	8	3	7,000	7,500	2,890	7	2	4,025	400
Dixon																					
Total	1,379	1,425	1,458	157,122	153,967	181,681	1,293	1,421	867,555	841,291	1,128,145	1,302	1,391	1,429	311,930	293,620	349,875	1,112	1,203	114,824	149,960
None	—	—	—	—	—	—	8	7	3,352	1,245	2,015	7	7	5	1,019	1,130	729	6	3	699	264
Under 25	57	74	156	1,013	1,340	5,173	37	72	5,126	12,218	37,352	33	63	146	2,206	5,051	13,737	11	71	728	4,337
25-49	122	176		4,787	6,551		98	172	24,347	38,671		101	162		10,936	16,219		56		3,624	
50-99	406	426	411	27,989	28,849	28,463	376	422	155,400	160,824	194,457	380	416	395	65,832	61,833	63,031	311	309	22,621	24,752
100-199	613	573	607	77,717	72,314	79,333	596	572	434,132	381,923	511,422	601	569	599	154,641	133,977	156,992	558	547	57,310	68,127
200-399	171	161	272	39,166	37,528	63,411	168	161	194,971	213,383	353,253	170	159	272	65,446	62,810	108,005	160	262	23,995	49,635
400-799	7	15	(1)	3,850	7,385	(1)	7	15	25,767	33,027	(1)	7	15	(1)	7,050	12,500	(1)	7	(1)	3,847	(1)
800 and over	3	—	(1)	2,600	—	(1)	3	—	24,460	—	(1)	3	—	(1)	4,800	—	(1)	3	(1)	2,000	(1)
400-699	7	13	12	3,850	5,985	5,301	7	13	25,767	29,202	29,646	7	13	12	7,050	9,850	7,381	7	11	3,847	2,845
700 and over	3	2	—	2,600	1,400	—	3	2	24,460	3,825	—	3	2	—	4,800	2,650	—	3	—	2,000	—

Dodge																				
Total	1,662	1,807	1,778	205,299	209,948	242,196	1,594	1,785	1,450,909	1,366,459	1,454,800	1,575	1,744	1,766	430,903	467,880	459,732	1,409	1,502	167,450	183,750
None							7	5	3,812	1,710	4,387	12	6	8	3,928	1,375	1,200	12	8	3,398	1,065
Under 25	51	120	165	935	2,020	5,254	40	109	6,600	18,794	46,775	28	96	156	4,688	10,751	17,808	19	77	2,656	7,911
25-49	142	144		5,360	5,442		120	139	37,229	39,407		116	127		16,518	16,480		88		5,953	
50-99	447	484	422	31,088	32,337	28,679	423	478	214,725	224,226	187,927	412	465	418	78,734	90,595	66,364	339	316	26,857	22,752
100-199	765	771	790	99,236	99,092	103,950	750	766	710,655	632,094	615,313	752	763	784	216,012	226,224	204,870	703	715	82,657	79,548
200-399	238	269	368	55,085	61,917	88,093	235	269	372,776	394,469	491,427	236	268	367	89,815	107,475	143,873	229	355	34,841	59,302
400 and over	19	19	33	13,595	9,140	16,220	19	19	105,112	55,759	108,971	19	19	33	21,208	14,980	25,617	19	31	11,088	13,172
Douglas																					
Total	1,461	1,580	1,660	118,802	142,528	171,933	1,357	1,446	864,586	812,449	1,188,300	1,354	1,444	1,616	250,705	258,602	311,925	875	1,105	97,840	121,087
None							12	7	5,837	1,048	3,240	23	11	8	3,442	1,453	1,726	17	7	2,384	1,318
Under 25	225	255	409	3,628	4,378	11,907	180	207	20,899	20,762	94,924	157	187	382	9,940	11,320	30,628	41	147	2,336	8,390
25-49	304	283		11,009	10,299		270	242	69,600	47,030		274	241		28,786	22,821		125		9,439	
50-99	471	453	532	30,425	28,908	34,540	444	424	216,072	152,884	253,525	451	432	517	71,659	58,169	71,560	303	353	25,381	25,565
100-199	366	452	496	44,756	57,101	62,348	358	432	321,560	318,242	395,047	358	439	487	82,760	106,188	112,359	303	402	28,388	43,203
200-399	81	112	192	20,089	27,270	45,074	79	109	133,851	167,796	292,823	77	111	191	35,768	40,026	66,145	72	170	18,035	27,249
400 and over	14	25	(1)	8,895	14,572	(1)	14	25	96,767	104,687	(1)	14	23	(1)	18,350	18,625	(1)	14	(1)	11,877	(1)
400-699	11	19	22	5,350	8,740	11,064	11	19	59,852	59,144	89,979	11	17	22	7,850	8,950	17,773	11	19	3,797	10,787
700 and over	3	6	9	3,545	5,832	7,000	3	6	36,915	45,543	58,762	3	6	9	10,500	9,675	11,734	3	7	8,080	4,575
Dundy																					
Total	586	689	642	53,478	55,299	60,313	548	679	327,282	242,503	325,147	531	650	605	100,545	111,170	99,362	358	343	24,980	25,272
None							1	8	200	1,878	200	4	10	1	455	1,605	250		1		150
Under 25	59	94	154	991	1,852	5,022	45	88	8,498	13,114	31,226	36	72	134	3,900	6,025	10,086	18	46	1,343	1,900
25-49	100	147		3,797	5,562		90	142	21,890	27,193		84	129		7,517	13,438		35		1,600	
50-99	201	227	224	13,798	15,371	15,322	190	221	84,138	69,546	80,424	185	219	208	29,253	35,743	25,571	131	101	7,257	5,604
100-199	179	177	217	22,717	21,643	27,608	176	177	134,037	85,851	143,393	175	176	215	40,845	37,892	46,045	136	160	10,277	13,106
200-399	43	40	42	10,300	9,271	9,705	42	39	63,519	36,356	51,730	43	40	42	16,225	14,727	13,110	34	31	4,079	2,862
400 and over	4	4	5	1,875	1,600	2,656	4	4	15,000	8,565	18,174	4	4	5	2,350	1,740	4,300	4	4	424	1,650
Fillmore																					
Total	1,557	1,777	1,772	159,138	181,274	219,949	1,525	1,775	1,112,446	1,392,359	1,600,002	1,499	1,737	1,737	358,122	409,765	455,730	1,286	1,470	123,848	171,131
None							16	16	5,534	7,835	2,554	14	17	7	2,133	3,297	1,395	16	6	1,240	565
Under 25	81	89	201	1,416	1,551	6,375	66	85	11,118	21,718	60,157	60	77	184	5,876	8,941	21,309	55	97	1,914	6,273
25-49	174	212		6,876	7,733		157	205	48,131	73,954		151	198		21,393	28,641		115		6,940	
50-99	531	585	435	36,625	39,162	29,774	524	581	251,326	320,503	218,731	513	562	427	97,284	106,229	75,801	433	335	30,928	25,654
100-199	633	736	836	78,542	92.994	108,243	625	733	521,597	680,181	786,110	623	730	823	167,747	197,358	226,743	558	748	57,210	85,209
200-399	124	143	282	28,660	33,224	66,457	123	143	211,328	242,907	451,769	124	141	279	51,845	54,949	118,982	115	267	19,857	48,659
400 and over	14	12	18	7,019	6,610	9,100	14	12	63,414	45,261	80,681	14	12	17	11,844	10,350	11,500	14	17	5,759	4,771
Franklin																					
Total	1,031	1,334	1,311	101,676	120,961	158,284	991	1,340	651,709	687,943	1,028,086	986	1,299	1,294	191,710	239,978	266,509	763	1,055	57,060	99,574
None							4	23	1,976	5,069	2,185	5	23	3	1,660	3,596	308	5	3	1,099	312
Under 25	60	136	180	1,060	2,359	5,597	48	132	7,980	15,815	39,865	50	107	170	3,957	9,443	12,178	20	83	1,038	3,210
25-49	112	207		4,421	7,420		93	203	24,048	45,865		96	196		10,061	21,727		56		2,531	
50-99	387	398	340	27,141	26,210	23,550	378	394	171,758	151,854	162,697	370	387	334	58,022	61,136	48,022	266	244	14,067	17,145
100-199	399	497	563	50,387	61,647	73,220	396	493	312,951	333,257	470,555	392	490	560	87,905	110,206	129,003	347	505	26,030	49,030
200-399	67	88	216	15,541	19,975	50,867	66	87	103,765	118,077	316,685	67	88	215	24,380	29,270	69,048	63	208	9,695	26,852
400 and over	6	8	12	3,126	3,350	5,050	6	8	29,231	18,006	36,099	6	8	12	5,725	4,600	7,950	6	12	2,600	3,025
Frontier																					
Total	1,024	1,248	1,238	91,687	109,370	121,475	985	1,239	599,661	565,416	773,181	982	1,189	1,166	191,098	231,427	220,075	751	846	59,457	71,544
None							8	22	3,180	4,807	4,380	9	21	6	1,800	2,846	863	6	5	780	620
Under 25	73	128	258	1,200	2,354	8,092	58	114	8,273	16,493	62,166	52	96	213	4,329	9,677	20,396	28	112	1,037	6,103
25-49	179	235		6,972	9,066		166	227	44,916	50,807		165	209		19,987	25,937		104		4,774	
50-99	374	399	446	25,970	27,027	30,560	362	392	169,120	143,678	202,954	364	387	423	58,499	60,845	63,109	278	287	16,358	19,174
100-199	339	400	410	42,861	49,658	52,508	333	398	273,489	246,811	317,657	333	391	402	81,713	98,667	93,082	282	331	26,067	30,510
200 and over	59	86	124	14,634	21,265	30,315	58	86	100,683	102,820	186,024	59	85	122	24,770	33,455	42,625	53	111	10,441	15,137

[1] Comparison with later censuses may be found in the groups below beginning with 400-699.

COUNTY TABLE 1.—CHICKENS ON FARMS 1940, 1935, AND 1930; CHICKEN EGGS PRODUCED AND CHICKENS RAISED 1939, 1934, AND 1929; AND CHICKENS SOLD, 1939 AND 1929; CLASSIFIED BY NUMBER ON HAND—Continued

(Chickens on hand over 4 months old Apr. 1, 1940 and over 3 months old Jan. 1, 1935 and Apr. 1, 1930)

STATE OR COUNTY AND NUMBER OF CHICKENS ON HAND	CHICKENS ON HAND						CHICKEN EGGS PRODUCED					CHICKENS RAISED						CHICKENS SOLD			
	Farms reporting			Number			Farms reporting		Dozens			Farms reporting			Number			Farms reporting		Number	
	1940 (Apr. 1)	1935 (Jan. 1)	1930 (Apr. 1)	1940 (Apr. 1)	1935 (Jan. 1)	1930 (Apr. 1)	1939	1934	1939	1934	1929	1939	1934	1929	1939	1934	1929	1939	1929	1939	1929
NEBRASKA—Con.																					
Furnas																					
Total	1,141	1,392	1,430	100,354	122,847	156,097	1,099	1,349	701,310	562,304	1,082,581	1,073	1,345	1,387	185,635	267,327	285,363	784	1,015	53,543	107,054
None	———	———	———	———	———	———	15	35	9,114	8,350	3,800	16	33	6	1,789	5,368	1,025	18	6	1,558	359
Under 25	94	146	247	1,668	2,562	7,831	74	110	8,169	19,571	61,187	66	106	214	4,573	11,417	17,092	23	86	1,397	6,217
25-49	164	218		6,365	8,204		154	198	45,212	44,827		152	199		15,966	28,361		93		3,843	
50-99	433	476	423	29,494	32,505	29,242	414	465	210,381	159,184	219,351	402	461	415	63,695	78,658	63,951	286	297	16,932	22,277
100-199	390	466	561	49,269	58,901	71,959	383	455	339,754	247,620	490,017	378	461	555	82,028	110,083	135,275	314	461	24,298	52,770
200 and over	60	86	199	13,558	20,675	47,065	59	86	88,680	82,752	308,226	59	85	197	17,584	33,440	68,020	50	165	5,515	25,431
Gage																					
Total	2,602	2,799	2,734	314,424	324,436	352,453	2,534	2,785	2,412,394	2,110,852	2,176,772	2,509	2,704	2,713	681,871	691,528	679,184	2,241	2,338	281,565	293,909
None	———	———	———	———	———	———	13	11	6,737	3,217	2,755	13	14	3	3,675	2,682	1,000	16	2	3,419	290
Under 25	92	159	325	1,529	2,539	10,214	72	146	11,696	19,631	86,464	65	118	313	7,116	15,068	34,185	32	179	3,452	13,526
25-49	218	290		8,606	10,949		196	288	53,632	70,462		190	263		24,359	34,992		122		8,287	
50-99	721	760	693	50,284	52,531	47,889	700	754	392,195	339,819	320,295	687	735	686	130,476	131,595	112,993	597	545	51,171	43,813
100-199	1,169	1,155	1,164	151,860	148,354	151,437	1,156	1,151	1,167,444	943,745	901,690	1,154	1,140	1,161	328,501	315,462	296,694	1,089	1,075	131,137	126,555
200-399	370	403	510	87,508	93,679	121,854	366	403	658,087	616,685	716,730	369	402	509	162,195	167,439	207,135	355	498	70,122	96,814
400 and over	32	32	42	14,637	16,384	21,059	31	32	122,603	117,293	148,838	31	32	41	25,549	24,290	27,177	30	39	13,977	12,911
Garden																					
Total	599	697	657	44,538	54,507	51,747	578	670	261,758	236,786	283,937	561	640	642	89,368	97,527	95,897	317	326	21,302	24,705
None	———	———	———	———	———	———	4	1	710	125	472	7	1	3	880	75	525	5	3	540	425
Under 25	95	109	216	1,780	1,974	6,614	86	102	12,133	9,462	36,377	73	88	204	4,545	6,950	14,931	21	58	1,333	3,394
25-49	141	150		5,289	5,627		136	145	34,504	29,007		131	135		13,211	12,279		56		3,078	
50-99	192	226	229	12,547	14,723	14,943	185	213	76,718	66,025	90,527	184	212	225	27,962	29,586	31,807	110	128	6,564	8,414
100-199	143	168	174	17,737	20,631	20,545	141	166	94,578	89,209	98,615	142	163	172	30,175	32,162	33,179	106	105	6,946	7,928
200 and over	28	44	38	7,185	11,552	9,645	26	43	43,115	42,958	57,946	24	41	38	12,595	16,475	15,455	19	32	2,841	4,544
Garfield																					
Total	439	444	410	31,747	26,173	29,416	414	445	190,596	169,881	180,253	418	422	376	68,568	69,001	63,741	280	302	20,207	23,630
None	———	———	———	———	———	———	5	24	1,583	4,079	———	6	22	1	1,245	2,094	125	4	1	1,095	50
Under 25	56	101	147	957	1,444	4,206	47	91	6,057	15,130	27,180	48	75	121	2,837	8,748	10,683	15	77	636	3,672
25-49	105	119		3,970	4,312		96	108	23,972	27,459		99	110		11,983	13,136		54		3,153	
50-99	171	137	155	11,179	8,635	10,628	166	135	60,439	57,585	63,439	162	131	151	23,880	22,543	25,184	120	129	6,082	8,939
100-199	87	75	94	10,851	8,882	11,507	81	75	63,261	50,070	69,142	84	73	91	20,898	18,030	23,576	70	84	6,759	9,174
200 and over	20	12	14	4,790	2,900	3,075	19	12	35,284	15,558	20,492	19	11	12	7,725	4,450	4,173	17	11	2,482	1,795
Gosper																					
Total	649	781	782	57,742	71,846	83,804	639	764	359,321	369,576	527,903	613	754	777	113,513	146,993	152,091	452	578	30,839	48,143
None	———	———	———	———	———	———	9	7	3,371	1,460	1,496	8	14	4	1,154	1,510	540	11	4	815	213
Under 25	44	61	116	742	1,006	3,840	37	56	3,753	7,220	27,248	25	42	112	1,653	3,511	8,369	11	50	379	2,005
25-49	100	110		3,814	4,198		95	105	22,488	23,612		87	98		9,358	10,878		50		2,318	
50-99	267	279	257	18,674	18,612	18,238	261	273	117,726	93,349	117,412	257	272	255	42,428	43,021	37,453	184	174	10,368	10,978
100-199	198	269	322	25,346	33,428	41,021	197	262	151,415	170,753	246,802	197	267	319	44,545	64,862	76,082	162	276	12,423	25,515
200 and over	40	62	87	9,166	14,602	20,705	40	61	60,568	73,182	134,945	39	61	87	14,375	23,211	29,647	34	74	4,536	9,432

Grant																				
Total	107	105	116	5,584	5,618	6,921	99	99	35,598	26,294	48,457	101	99	101	14,165	15,122	15,588	18	42	1,014	3,218
None																					
Under 25	37	25	53	692	504	1,644	33	21	4,779	1,715	11,053	33	21	39	2,293	1,556	3,982	4	14	64	603
25-49	32	46		1,170	1,722		31	45	7,975	8,504		31	45		2,598	4,757		4		78	
50-99	30	19	43	1,987	1,207	2,769	27	18	10,251	7,520	18,934	30	18	42	5,104	2,374	6,676	10	28	872	2,615
100 and over	8	15	20	1,735	2,185	2,508	8	15	12,593	8,555	18,470	7	15	20	4,170	4,435	4,930				
Greeley																					
Total	815	994	1,083	67,506	74,125	102,445	778	975	380,738	382,398	570,398	779	981	1,074	147,073	191,049	226,143	609	857	48,577	88,025
None							12	33	5,799	11,175	4,285	14	37	10	1,795	7,952	1,590	12	9	982	1,025
Under 25	77	144	244	1,389	2,432	7,416	59	124	7,430	22,462	50,293	58	124	230	4,756	13,358	24,346	29	132	2,035	9,780
25-49	139	209		5,189	7,619		131	201	28,229	39,584		122	191		15,000	24,839		80		4,570	
50-99	334	350	350	22,284	22,441	23,610	319	333	115,289	105,050	132,075	330	343	347	54,907	61,760	58,173	255	270	16,343	21,626
100-199	222	236	407	27,204	28,208	51,470	214	229	151,352	124,311	257,860	217	232	405	53,765	59,335	103,679	192	367	19,280	40,910
200-399	38	52	77	8,835	12,125	17,599	38	52	54,727	53,510	108,485	38	51	77	13,625	21,125	35,455	36	74	4,017	14,089
400 and over	5	3	5	2,625	1,300	2,350	5	3	17,912	6,306	17,400	5	3	5	3,225	2,700	2,900	5	5	1,350	595
Hall																					
Total	1,389	1,452	1,540	120,711	111,586	149,872	1,305	1,345	706,171	456,213	872,097	1,328	1,384	1,528	268,740	254,879	279,017	1,048	1,082	108,407	113,491
None							12	23	4,199	4,255	142	24	32	1	6,938	4,850	26	21	2	5,097	70
Under 25	109	188	313	1,826	3,215	9,476	76	143	10,370	16,236	62,437	76	152	304	9,550	18,845	25,885	47	125	4,242	10,980
25-49	245	292		9,440	10,851		227	257	54,569	42,963		231	257		27,668	28,781		143		9,730	
50-99	528	531	539	35,863	34,468	37,019	497	499	205,336	135,445	226,637	505	510	538	88,496	85,790	79,964	400	370	30,928	28,690
100-199	431	363	550	54,612	43,932	69,070	417	349	304,359	177,368	376,565	416	358	548	103,060	89,068	120,466	366	456	38,769	49,438
200 and over	76	78	138	18,970	19,120	34,307	76	74	127,338	79,946	206,316	76	75	137	33,048	27,545	52,676	71	129	14,641	24,313
Hamilton																					
Total	1,469	1,678	1,665	131,531	146,415	178,780	1,437	1,658	968,086	1,045,134	1,124,180	1,427	1,614	1,612	304,325	355,205	367,609	1,321	1,347	134,077	169,837
None							14	30	5,794	9,916	1,400	19	25	5	2,522	4,885	635	15	3	1,275	600
Under 25	77	132	218	1,373	2,161	6,788	61	111	11,447	27,304	55,952	59	91	190	6,298	9,930	26,115	51	106	3,207	14,299
25-49	219	263		8,446	9,823		208	252	60,179	87,494		198	237		25,051	31,733		168		11,034	
50-99	631	611	551	44,029	41,001	38,201	615	596	327,569	291,273	244,463	614	593	533	114,344	114,571	89,911	567	425	48,278	37,683
100-199	470	590	733	58,848	73,155	93,323	467	587	419,716	492,603	564,890	466	586	723	126,013	158,407	185,114	449	660	55,750	83,489
200-399	66	77	154	16,155	17,775	35,469	66	77	115,001	118,190	224,325	65	77	152	26,072	31,779	57,899	65	145	12,783	29,936
400 and over	6	5	9	2,680	2,500	4,999	6	5	28,380	18,355	33,150	6	5	9	4,025	3,900	7,935	6	8	1,750	3,820
Harlan																					
Total	966	1,140	1,164	88,022	93,447	119,319	943	1,121	588,484	488,756	717,186	916	1,095	1,121	185,557	205,518	221,400	717	885	59,715	83,120
None							3	28	495	7,945	2,172	4	30	4	650	4,282	855	6	2	539	600
Under 25	75	122	205	1,331	2,118	6,537	69	108	8,621	21,009	44,295	54	95	181	4,338	9,885	14,998	28	84	1,491	4,525
25-49	173	223		6,834	8,208		163	206	47,485	47,336		157	200		18,602	23,602		107		5,624	
50-99	353	410	411	24,973	27,356	28,474	347	400	169,827	137,326	172,874	338	392	390	56,982	66,136	58,493	265	306	15,815	20,616
100-199	301	312	433	37,882	38,272	55,614	298	306	251,373	181,005	322,879	299	308	431	72,609	78,073	103,360	251	386	20,444	39,154
200-399	56	71	110	13,452	16,593	25,544	55	71	92,381	85,135	151,057	56	68	110	25,376	22,440	39,594	53	102	13,102	16,475
400 and over	8	2	5	3,550	900	3,150	8	2	18,302	9,000	23,909	8	2	5	7,000	1,100	4,100	7	5	2,700	1,750
Hayes																					
Total	508	588	583	39,402	43,694	54,441	488	572	278,098	210,713	334,419	477	563	539	99,192	97,951	107,145	358	355	29,081	27,290
None							5	6	2,414	2,323	135	4	6	2	790	975	56	5	1	421	100
Under 25	47	77	135	843	1,327	4,284	33	66	7,264	11,403	29,506	32	66	105	4,128	6,778	10,487	20	53	1,059	3,040
25-49	100	131		3,819	4,988		93	128	27,294	31,853		87	118		11,213	14,345		56		3,462	
50-99	209	204	192	14,269	13,321	13,100	206	198	99,050	65,610	75,817	202	198	184	38,178	31,903	29,340	148	105	10,232	6,657
100-199	134	161	212	16,255	20,478	26,550	133	159	113,047	86,234	161,204	134	160	205	35,360	39,220	49,778	112	160	10,408	11,988
200 and over	18	15	44	4,216	3,780	10,507	18	15	29,029	13,290	67,757	18	15	43	9,525	3,730	17,484	17	36	3,499	5,505
Hitchcock																					
Total	714	868	871	61,874	78,990	87,745	688	848	422,627	518,096	557,022	675	810	864	147,242	174,860	157,590	523	571	46,730	43,047
None							6	5	1,252	760	700	7	4	2	1,842	590	200	8	1	1,860	200
Under 25	67	77	157	1,172	1,402	3,083	54	67	11,675	12,038	39,112	54	53	152	6,719	6,515	12,364	33	43	2,332	2,015
25-49	125	135		4,930	3,123		116	129	33,252	40,827		111	120		16,669	13,593		83		6,247	

COUNTY TABLE 1.—CHICKENS ON FARMS 1940, 1935, AND 1930; CHICKEN EGGS PRODUCED AND CHICKENS RAISED 1939, 1934, AND 1929; AND CHICKENS SOLD, 1939 AND 1929; CLASSIFIED BY NUMBER ON HAND—Continued

(Chickens on hand over 4 months old Apr. 1, 1940 and over 3 months old Jan. 1, 1935 and Apr. 1, 1930)

STATE OR COUNTY AND NUMBER OF CHICKENS ON HAND	CHICKENS ON HAND						CHICKEN EGGS PRODUCED					CHICKENS RAISED						CHICKENS SOLD			
	Farms reporting			Number			Farms reporting		Dozens			Farms reporting			Number			Farms reporting		Number	
	1940 (Apr. 1)	1935 (Jan. 1)	1930 (Apr. 1)	1940 (Apr. 1)	1935 (Jan. 1)	1930 (Apr. 1)	1939	1934	1939	1934	1929	1939	1934	1929	1939	1934	1929	1939	1929	1939	1929
NEBRASKA—Con.																					
Hitchcock—Con.																					
50-99	269	315	272	18,891	21,161	18,569	263	310	127,594	133,727	119,078	256	307	268	49,995	54,188	39,581	192	173	14,142	10,212
100-199	209	271	357	26,210	34,000	44,975	205	268	180,232	225,746	277,088	205	261	357	55,537	69,485	78,724	172	278	17,929	22,517
200-399	41	65	82	9,354	15,004	17,838	41	64	61,052	87,328	108,811	41	60	82	14,980	24,389	25,221	35	76	4,220	8,105
400 and over	3	5	3	1,317	2,300	1,280	3	5	7,570	17,670	12,233	3	5	3	1,500	4,100	1,500				
Holt																					
Total	2,129	2,190	2,216	163,342	148,719	194,361	2,005	2,185	959,954	892,430	1,165,767	1,990	2,098	2,182	382,624	389,539	433,560	1,479	1,580	129,202	165,441
None	———	———	———	———	———	———	17	62	3,709	12,180	9,984	22	63	17	3,897	8,552	4,230	21	18	3,148	2,324
Under 25	289	405	591	4,950	6,889	18,291	224	377	29,216	59,876	128,746	202	332	557	23,580	33,950	57,096	111	280	9,982	18,893
25-49	477	522		18,044	19,463		430	507	97,295	127,049		430	476		52,627	61,948		267		15,037	
50-99	734	743	784	49,512	48,766	53,128	716	726	292,199	289,478	323,719	712	716	772	124,921	129,752	128,915	547	546	38,682	44,423
100-199	515	438	691	62,606	52,991	87,086	506	432	371,482	304,442	502,386	512	432	686	131,127	120,502	183,054	434	601	44,109	74,424
200-399	107	77	145	24,930	18,090	33,556	105	76	144,303	89,475	185,295	105	74	145	41,672	33,324	57,365	92	131	15,931	24,377
400 and over	7	5	5	3,300	2,520	2,300	7	5	21,750	9,930	15,637	7	5	5	4,800	1,506	2,900	7	4	2,313	1,000
Hooker																					
Total	110	141	139	5,227	6,104	7,584	102	140	35,162	33,727	51,093	101	130	137	14,150	14,603	16,251	41	64	4,613	4,792
None	———	———	———	———	———	———	1	2	300	175	———	1	1	———	175	30	———	1	———	175	———
Under 25	29	54	77	482	976	2,148	26	52	3,904	7,112	15,786	23	45	76	1,708	3,221	4,756	6	24	373	872
25-49	45	37		1,672	1,367		41	36	10,607	8,096		43	35		4,451	3,331		12		877	
50-99	30	42	40	1,853	2,601	2,586	28	42	12,212	13,379	17,163	28	41	40	5,016	5,746	5,695	16	23	1,583	1,645
100-199	3	6	19	320	690	2,250	3	6	1,450	2,325	13,284	3	6	18	640	1,525	4,500	3	14	165	1,578
200 and over	3	2	3	900	470	600	3	2	6,689	2,640	4,860	3	2	3	2,160	750	1,300	3	3	1,440	697
Howard																					
Total	1,279	1,497	1,482	112,921	135,194	148,567	1,250	1,505	695,287	693,141	952,213	1,242	1,457	1,472	267,367	326,676	313,367	1,048	1,183	88,505	121,218
None	———	———	———	———	———	———	6	31	2,120	7,787	2,190	8	29	6	1,077	4,700	989	7	5	518	390
Under 25	74	136	259	1,322	2,156	8,054	66	129	9,928	19,625	58,674	61	102	248	8,506	12,604	27,920	38	143	3,881	10,190
25-49	197	207		7,574	7,744		187	200	45,378	43,951		187	191		26,980	24,056		135		8,226	
50-99	490	516	488	33,178	34,421	33,133	478	509	191,107	188,714	229,474	476	506	485	89,616	93,976	81,332	395	392	28,060	30,167
100-199	453	538	599	55,853	66,500	75,021	449	536	349,288	319,544	474,533	446	529	598	116,443	138,170	153,254	411	525	38,744	59,791
200 and over	65	100	136	14,994	24,373	32,359	64	100	97,466	113,520	187,342	64	100	135	24,475	53,170	49,872	62	118	9,076	20,680
Jefferson																					
Total	1,523	1,755	1,622	183,111	178,622	211,154	1,499	1,736	1,227,436	1,185,360	1,429,196	1,481	1,717	1,574	384,147	376,535	382,308	1,299	1,301	143,901	155,577
None	———	———	———	———	———	———	4	4	3,900	1,060	1,670	8	12	5	2,025	1,809	886	7	3	1,350	540
Under 25	51	126	189	866	2,221	5,777	46	115	5,851	17,382	44,906	41	108	166	6,435	9,281	15,156	27	85	3,128	5,917
25-49	134	252		5,215	9,708		127	245	29,952	62,605		120	240		15,011	29,880		84		5,257	
50-99	409	529	384	29,000	35,613	26,642	400	525	175,506	238,434	187,288	394	515	367	70,256	89,836	61,329	319	279	22,394	22,734
100-199	703	650	722	90,896	81,660	94,449	697	650	615,223	536,250	661,098	694	644	710	189,510	169,193	174,606	651	630	68,993	70,294
200-399	212	187	298	50,695	43,509	69,725	211	186	343,393	292,854	432,922	210	187	297	90,040	71,296	109,291	197	278	37,247	45,422
400 and over	14	11	29	6,419	5,911	14,561	14	11	53,611	36,775	101,312	14	11	29	10,870	5,240	21,040	14	26	5,532	10,670

Johnson																				
Total	1,153	1,246	1,221	137,258	135,860	165,987	1,124	1,244	991,518	1,140,580	1,138,143	1,122	1,228	1,209	290,831	306,249	331,163	1,060	1,096	135,210	156,001
None							14	12	5,520	5,060	20	14	14	1	5,849	3,725	100	15	1	4,750	50
Under 25	37	83	117	632	1,405	3,515	31	81	4,040	18,180	27,431	27	70	112	2,524	7,510	15,216	20	82	963	7,518
25-49	83	108		3,124	3,975		76	104	19,045	38,963		68	101		10,016	17,142		58		4,704	
50-99	320	389	284	22,844	26,968	19,693	306	386	155,220	232,399	140,046	302	382	279	52,558	72,060	48,322	279	230	20,928	21,630
100-199	561	507	553	73,413	65,591	73,981	549	502	547,942	528,752	491,963	559	503	552	153,499	138,332	150,192	542	527	70,904	68,415
200-399	146	155	251	33,845	35,946	60,630	142	155	233,335	296,073	413,852	146	154	249	59,935	62,480	101,583	140	240	29,211	50,443
400 and over	6	4	16	3,400	1,975	8,168	6	4	26,416	21,153	64,831	6	4	16	6,450	5,000	15,750	6	16	3,750	7,945
Kearney																					
Total	1,005	1,117	1,143	102,121	123,940	136,304	966	1,110	687,357	635,695	875,521	939	1,081	1,134	208,666	243,732	245,511	813	984	71,951	88,497
None							7	13	7,148	2,994	1,200	3	11	2	1,200	1,055	500	6	2	964	298
Under 25	65	69	149	1,086	1,166	5,023	52	65	8,056	12,449	34,988	44	51	142	4,564	5,178	13,036	28	83	1,740	4,109
25-49	131	127		4,896	4,803		120	123	31,032	26,257		114	115		12,925	15,302		79		3,463	
50-99	325	326	307	22,470	21,761	21,833	307	319	156,579	114,464	155,157	302	314	304	52,294	52,834	46,232	255	261	16,560	15,786
100-199	387	449	518	49,687	56,816	66,397	383	444	314,966	271,545	412,488	379	445	517	96,436	115,214	119,356	353	478	32,574	43,173
200-399	91	133	159	21,072	31,419	37,736	91	133	147,526	173,693	231,752	91	132	159	36,617	47,185	58,100	86	150	14,727	22,116
400 and over	6	13	10	2,910	7,975	5,315	6	13	22,050	34,293	39,936	6	13	10	4,630	6,964	8,287	6	10	1,923	3,015
Keith																					
Total	628	739	678	49,961	62,814	63,030	612	723	354,221	298,990	363,017	582	688	659	111,746	127,253	106,489	383	351	27,890	30,824
None							11	1	2,570	800	328	10	2	2	1,850	450	108	9		1,268	
Under 25	68	64	155	1,237	1,215	4,951	57	57	11,699	5,066	27,741	46	47	146	4,719	3,145	10,537	20	39	1,494	2,447
25-49	133	144		5,205	5,519		126	140	38,178	23,558		115	125		15,142	10,803		58		3,341	
50-99	231	273	229	15,839	17,929	15,366	224	270	119,783	89,674	83,885	218	264	226	39,248	38,562	27,883	147	126	8,917	7,845
100-199	171	214	238	21,321	26,434	28,742	169	211	142,818	122,880	154,410	168	207	230	41,887	50,393	46,365	129	141	10,563	12,160
200-399	22	40	50	4,939	9,617	10,996	22	40	27,903	40,387	64,049	22	39	49	6,800	15,950	15,371	17	39	1,557	4,522
400 and over	3	4	6	1,420	2,100	2,975	3	4	11,270	16,625	32,604	3	4	6	2,100	7,950	6,425	3	6	750	3,850
Keyapaha																					
Total	514	510	544	34,904	27,815	44,077	484	498	185,938	134,415	265,163	480	478	541	73,968	68,843	100,589	311	377	20,659	36,006
None							7	8	1,886	1,457	505	7	5	2	674	435	250	4	2	184	130
Under 25	65	122	180	1,303	2,150	5,586	52	113	5,887	14,198	40,518	49	99	177	3,155	10,172	17,008	13	89	429	4,789
25-49	147	148		5,662	5,526		135	143	27,777	28,531		130	138		14,957	15,447		75		4,141	
50-99	188	166	188	12,505	10,540	12,810	181	163	62,685	45,659	78,172	184	163	187	27,799	26,512	30,592	128	138	7,263	11,087
100-199	100	68	143	12,229	7,849	17,636	95	65	67,943	36,555	97,120	96	68	142	21,188	14,727	38,979	79	119	5,920	15,294
200 and over	14	6	33	3,205	1,750	8,045	14	6	19,760	8,015	48,848	14	5	33	6,195	1,550	13,760	12	29	2,702	4,706
Kimball																					
Total	351	465	392	26,750	36,043	33,803	343	457	163,459	213,851	221,801	320	431	330	62,945	71,504	54,660	178	169	21,514	14,717
None							2	4	510	2,833	500	6	2	2	609	500	140	4	1	468	64
Under 25	58	63	129	1,088	932	3,852	55	56	6,806	7,558	27,153	44	44	92	3,064	3,905	6,168	16	25	758	1,372
25-49	72	120		2,660	4,771		69	117	16,347	28,389		61	112		7,885	11,352		33		1,891	
50-99	124	153	123	8,250	10,209	8,159	121	153	45,523	61,217	48,788	114	148	107	19,892	21,997	13,385	64	51	5,691	2,831
100-199	78	101	109	9,847	12,638	13,759	77	99	65,224	70,391	91,200	76	97	98	18,660	20,720	21,266	47	67	5,749	5,735
200 and over	19	28	31	4,905	7,493	8,033	19	28	29,049	43,463	54,160	19	28	31	12,835	13,050	13,701	14	25	6,957	4,715
Knox																					
Total	2,285	2,458	2,504	256,447	232,753	301,941	2,193	2,455	1,643,150	1,354,432	1,700,788	2,189	2,412	2,438	509,422	519,042	570,861	1,864	1,999	165,835	207,924
None							15	43	8,520	10,266	573	13	46	7	1,652	7,492	1,590	15	6	1,477	1,475
Under 25	103	199	311	1,835	3,630	9,609	80	191	8,936	25,373	62,935	75	170	274	5,872	18,876	27,993	40	140	1,814	9,281
25-49	236	323		9,117	12,023		207	309	49,744	69,239		204	295		25,060	38,726		129		6,918	
50-99	676	783	641	46,138	51,564	42,925	641	770	276,782	308,333	250,556	646	763	622	107,506	135,199	94,277	526	468	30,493	30,799
100-199	955	930	1,135	122,660	113,026	144,205	935	919	789,521	657,678	812,851	939	917	1,120	238,664	234,360	274,021	853	1,000	78,484	100,159
200-399	300	218	388	70,172	50,110	91,290	300	218	464,257	268,263	489,386	297	216	386	122,038	79,889	153,380	286	359	42,712	56,965
400 and over	15	5	29	6,525	2,400	13,912	15	5	45,390	15,280	84,487	15	5	29	8,630	4,500	19,600	15	26	3,937	9,245
Lancaster																					
Total	2,609	3,032	2,929	258,141	301,893	333,003	2,509	2,901	2,055,636	2,219,545	2,338,455	2,435	2,826	2,933	572,994	673,282	671,459	1,972	2,415	230,158	295,528
None							15	16	3,530	8,245	7,144	24	27	12	5,611	8,839	3,210	18	11	3,389	1,975
Under 25	214	272	462	3,523	4,312	14,335	175	222	29,651	38,779	114,426	147	190	458	20,605	20,128	43,145	73	248	11,759	18,491
25-49	365	427		13,665	15,191		335	381	101,204	130,864		308	369		40,468	49,056		192		15,082	

COUNTY TABLE 1.—CHICKENS ON FARMS 1940, 1935, AND 1930; CHICKEN EGGS PRODUCED AND CHICKENS RAISED 1939, 1934, AND 1929; AND CHICKENS SOLD, 1939 AND 1929; CLASSIFIED BY NUMBER ON HAND—Continued

(Chickens on hand over 4 months old Apr. 1, 1940 and over 3 months old Jan. 1, 1935 and Apr. 1, 1930)

STATE OR COUNTY AND NUMBER OF CHICKENS ON HAND	CHICKENS ON HAND						CHICKEN EGGS PRODUCED					CHICKENS RAISED						CHICKENS SOLD			
	Farms reporting			Number			Farms reporting		Dozens			Farms reporting			Number			Farms reporting		Number	
	1940 (Apr. 1)	1935 (Jan. 1)	1930 (Apr. 1)	1940 (Apr. 1)	1935 (Jan. 1)	1930 (Apr. 1)	1939	1934	1939	1934	1929	1939	1934	1929	1939	1934	1929	1939	1929	1939	1929
NEBRASKA—Con.																					
Lancaster—Con.																					
50-99	899	931	840	60,617	61,319	57,627	865	904	481,229	459,158	429,673	851	874	839	148,613	160,065	138,964	675	662	51,135	57,713
100-199	912	1,099	1,238	114,587	137,411	158,656	901	1,077	888,891	976,244	1,103,007	888	1,069	1,236	237,074	282,323	316,055	818	1,126	90,926	138,277
200-399	194	276	356	46,406	65,413	83,354	193	274	366,560	453,455	547,724	192	271	355	82,885	111,475	132,187	174	337	33,934	58,007
400-799	19	21	(1)	9,964	10,247	(1)	19	21	83,414	77,250	(1)	19	20	(1)	21,740	20,487	(1)	16	(1)	12,255	(1)
800-1599	3	5	(1)	3,300	6,350	(1)	3	5	40,320	61,320	(1)	3	5	(1)	5,900	15,059	(1)	3	(1)	2,370	(1)
1600 and over	3	1	(1)	6,079	1,650	(1)	3	1	60,837	14,230	(1)	3	1	(1)	10,100	5,850	(1)	3	(1)	9,308	(1)
400-699	13	19	27	5,662	8,847	12,181	13	19	48,502	71,100	85,712	13	18	27	11,940	19,812	21,998	11	26	8,205	11,315
700-999	7	2	3	5,102	1,400	2,350	7	2	46,912	6,150	18,800	7	2	3	10,600	675	4,000	6	3	4,270	3,050
1000 and over	5	6	3	8,579	8,000	4,500	5	6	89,151	75,550	31,969	5	6	3	15,200	20,909	11,900	5	2	11,458	6,700
Lincoln																					
Total	1,740	2,010	2,005	133,456	144,398	168,349	1,634	1,918	928,255	738,804	1,049,711	1,556	1,826	1,947	293,300	299,387	302,222	939	969	92,229	91,483
None	———	———	———	———	———	———	11	19	3,802	2,353	———	14	18	1	1,780	1,246	100	13	1	1,527	20
Under 25	253	400	657	4,110	6,963	18,865	197	354	30,418	34,287	123,652	153	299	628	15,481	21,541	38,330	62	159	5,987	8,125
25-49	388	462		14,462	17,497		360	434	92,983	81,726		337	424		35,631	41,998		143		7,375	
50-99	570	627	690	38,313	41,371	45,738	543	607	243,284	207,442	297,673	541	586	671	86,474	92,901	85,888	331	343	21,049	21,742
100-199	435	414	506	52,556	50,865	62,519	429	400	337,051	255,958	364,722	420	399	496	103,264	91,850	102,161	315	342	31,262	30,728
200-399	89	96	134	20,625	22,348	31,811	89	94	180,572	129,804	193,397	86	90	133	43,770	42,091	47,083	71	110	20,979	16,063
400 and over	5	11	(1)	3,390	5,354	(1)	5	10	40,145	27,234	(1)	5	10	(1)	6,900	7,780	(1)	4	(1)	4,050	(1)
400-699	2	10	15	890	4,554	6,770	2	9	9,620	23,234	43,854	2	9	15	1,800	6,580	24,910	4	14	4,050	14,805
700 and over	3	1	3	2,500	800	2,646	3	1	30,525	4,000	26,413	3	1	3	5,100	1,200	3,750				
Logan																					
Total	249	269	268	16,975	17,777	23,275	224	259	96,479	62,706	163,498	235	253	264	36,284	41,031	42,130	178	178	12,141	14,117
None	———	———	———	———	———	———	1	4	104	295	———	2	6	———	150	931	———	1	———	100	———
Under 25	33	58	86	582	908	2,633	26	47	3,483	3,428	16,380	25	41	85	2,495	2,680	6,670	13	41	827	1,473
25-49	66	57		2,550	2,167		56	57	12,141	7,606		62	55		6,709	5,640		46		2,053	
50-99	91	93	80	6,160	6,229	5,367	84	91	32,802	21,219	34,510	87	90	78	13,510	12,940	10,369	71	49	5,052	3,044
100-199	54	52	84	6,483	6,033	10,725	52	51	42,625	24,478	80,158	54	52	83	11,470	13,990	18,549	42	71	3,474	6,984
200 and over	5	9	18	1,200	2,440	4,550	5	9	5,324	5,680	32,450	5	9	18	1,950	4,850	6,542	5	17	635	2,616
Loup																					
Total	281	301	298	21,227	19,479	26,773	261	301	125,499	152,655	173,748	270	275	286	45,978	57,494	57,159	184	202	12,447	20,299
None	———	———	———	———	———	———	2	———	760	———	807	3	———	1	305	———	100	3	1	124	200
Under 25	31	65	88	572	1,049	2,691	23	65	2,310	8,548	18,128	22	47	80	2,006	5,474	7,092	10	41	598	2,715
25-49	66	73		2,526	2,774		63	73	13,993	21,480		62	68		6,687	10,315		30		1,516	
50-99	105	97	93	7,154	6,371	6,498	96	97	43,901	57,129	42,188	104	96	91	16,235	21,055	13,424	72	66	4,076	4,392
100-199	67	58	97	8,225	6,910	12,264	65	58	48,500	55,003	73,182	67	56	95	15,715	17,165	26,643	59	78	4,277	10,298
200 and over	12	8	20	2,750	2,375	5,320	12	8	16,035	10,495	39,443	12	8	19	5,030	3,485	9,900	10	16	1,856	2,694
McPherson																					
Total	229	281	238	13,852	14,683	16,060	227	282	71,382	95,764	75,281	216	264	238	28,096	31,088	26,299	131	119	9,392	6,902
None	———	———	———	———	———	———	5	11	1,745	1,533	120	5	11	1	925	491	150	5	1	568	90
Under 25	57	76	102	1,030	1,221	3,267	54	71	6,474	13,365	16,246	45	54	102	3,811	3,696	6,238	18	29	1,435	1,135
25-49	61	84		2,429	3,122		61	80	13,349	22,339		59	80		5,206	8,475		30		1,123	

50-99	77	86	82	5,405	5,687	5,678	74	86	26,562	29,688	24,751	73	84	81	9,999	11,219	10,008	48	56	2,995	3,056
100-199	26	32	48	3,313	3,983	5,735	25	32	15,977	26,114	26,214	26	32	48	5,780	6,157	8,293	22	29	2,261	2,429
200 and over	8	3	6	1,675	670	1,380	8	3	7,275	2,725	7,950	8	3	6	2,375	1,050	1,610	8	4	1,010	192
Madison																					
Total	1,711	1,826	1,872	190,615	199,885	235,609	1,652	1,794	1,193,194	1,208,538	1,453,214	1,630	1,778	1,821	417,519	434,809	473,269	1,387	1,593	171,057	205,084
None							7	23	7,586	6,454	5,208	8	30	7	4,410	6,025	1,549	8	7	3,465	785
Under 25	93	125	252	1,635	2,169	7,657	69	116	12,072	20,677	55,223	58	104	229	7,199	10,280	27,003	38	150	3,766	12,222
25-49	190	228		7,093	8,192		179	216	37,321	51,384		170	208		20,492	27,140		117		8,431	
50-99	530	544	529	36,627	35,643	36,706	512	526	230,861	219,124	238,168	509	522	507	93,774	92,886	89,375	413	421	34,274	37,046
100-199	678	696	778	86,636	87,750	102,356	665	682	512,963	531,289	607,972	667	687	770	182,535	181,476	200,018	603	717	71,867	86,235
200-399	198	207	274	47,777	48,401	64,779	198	205	305,636	276,623	398,845	196	201	270	87,859	84,842	112,219	187	262	36,984	48,027
400 and over	22	26	39	10,847	17,730	24,111	22	26	86,755	102,987	147,798	22	26	38	21,250	32,160	43,105	21	56	12,270	20,769
Merrick																					
Total	1,132	1,274	1,284	103,399	105,686	145,191	1,110	1,249	682,962	612,578	895,688	1,063	1,209	1,260	227,735	254,330	282,455	902	999	85,160	124,370
None							8	15	1,890	14,275	1,774	9	21	9	847	3,410	1,928	12	7	974	970
Under 25	97	142	247	1,749	2,483	7,601	88	127	14,541	14,512	47,852	65	100	229	7,206	10,339	19,518	36	103	2,691	5,481
25-49	184	268		7,153	9,925		172	260	46,948	50,626		160	244		20,936	33,962		117		7,552	
50-99	398	448	388	27,301	29,656	26,603	391	434	168,534	154,444	172,275	381	436	380	64,893	79,308	61,070	322	301	22,212	25,369
100-199	360	327	465	45,120	40,029	59,387	358	324	302,131	223,219	366,936	356	322	459	95,187	86,155	115,077	331	416	35,528	52,941
200-399	90	78	162	20,776	18,268	38,715	90	78	142,590	121,834	228,268	89	76	161	36,266	32,325	63,860	81	150	15,338	30,631
400 and over	3	11	22	1,300	5,325	12,885	3	11	6,328	33,668	78,583	3	10	22	2,400	8,831	21,005	3	22	885	8,978
Morrill																					
Total	901	1,005	981	57,807	68,021	68,196	835	982	361,461	393,025	459,485	849	935	960	127,779	128,932	125,797	403	407	24,216	29,902
None							9	11	1,308	1,829	950	12	12	5	1,664	1,955	455	6	2	925	185
Under 25	116	169	393	1,920	3,084	11,599	86	155	12,604	20,572	95,110	92	122	375	6,235	8,578	24,688	23	103	1,607	4,907
25-49	242	251		9,186	9,620		223	245	58,161	58,541		224	231		23,520	20,065		73		5,268	
50-99	368	364	342	23,921	24,007	21,961	348	357	139,915	137,926	157,947	349	355	336	53,748	50,109	46,193	196	147	9,625	10,149
100-199	156	183	211	18,420	21,505	25,746	151	177	116,875	119,758	146,272	154	178	209	35,652	35,514	42,141	91	130	7,299	11,513
200 and over	19	38	35	4,360	9,805	8,890	18	37	32,598	54,399	59,206	18	37	35	6,960	12,711	12,320	14	25	1,492	3,148
Nance																					
Total	877	1,104	1,120	72,357	89,999	114,864	851	1,109	409,425	491,144	812,236	840	1,103	1,107	197,725	233,698	251,708	698	832	69,579	94,525
None							5	24	1,037	6,482	2,870	9	26	4	3,026	5,365	1,950	7	4	2,262	1,686
Under 25	68	85	186	1,230	1,452	5,982	57	76	8,550	16,809	45,205	54	72	179	5,628	9,410	17,095	56	80	2,120	3,874
25-49	170	208		6,574	7,426		162	204	36,205	42,746		154	197		22,808	25,494		98		6,373	
50-99	353	427	400	24,326	28,109	27,435	343	425	126,378	149,460	196,367	341	426	396	71,393	75,707	65,378	294	280	22,826	21,156
100-199	246	329	426	29,585	39,273	52,943	244	326	162,483	208,440	368,188	242	327	420	71,547	89,975	110,819	226	371	25,822	42,065
200-399	36	53	101	8,420	12,239	24,179	36	52	48,464	66,747	170,534	36	53	101	17,325	23,947	49,316	33	90	6,714	21,992
400 and over	4	2	7	2,222	1,500	4,325	4	2	26,308	460	29,072	4	2	7	5,996	3,800	7,150	4	7	3,462	3,550
Nemaha																					
Total	1,349	1,446	1,407	145,761	147,797	171,064	1,301	1,436	1,057,406	1,118,314	1,008,030	1,314	1,403	1,374	297,609	314,669	330,671	1,044	1,094	106,531	140,406
None							7	8	1,362	1,811	1,905	8	10	5	3,060	1,775	1,835	9	6	2,897	1,510
Under 25	94	136	222	1,572	2,381	6,664	77	127	7,264	19,474	48,099	87	110	199	5,797	9,702	16,868	24	93	834	6,051
25-49	172	220		6,213	8,069		158	216	30,883	67,324		162	207		17,494	22,062		76		4,783	
50-99	375	431	401	25,982	28,975	27,307	359	428	150,554	232,330	172,442	356	423	390	57,692	76,137	60,957	280	291	17,678	23,616
100-199	555	486	541	72,460	62,958	70,029	548	484	598,214	491,855	397,172	548	481	536	142,299	129,591	136,972	510	475	51,543	59,348
200-399	138	161	216	32,889	38,803	52,264	137	161	226,427	265,634	300,961	138	160	216	61,037	63,906	88,873	130	203	25,390	36,752
400 and over	15	12	27	6,645	6,611	14,800	15	12	42,702	39,886	87,451	15	12	27	10,230	11,496	25,166	15	26	3,406	13,149
Nuckolls																					
Total	1,226	1,472	1,493	115,535	134,991	183,111	1,178	1,447	748,485	778,596	1,306,658	1,179	1,413	1,464	240,835	286,304	344,807	967	1,261	80,450	153,594
None							12	19	7,447	6,250	800	19	20	3	3,172	2,860	436	16	2	1,170	220
Under 25	70	108	173	1,147	1,709	5,532	55	87	6,657	11,717	36,455	46	83	157	3,127	8,140	15,249	22	84	1,171	5,827
25-49	163	209		6,219	7,667		149	200	40,239	45,401		149	187		20,489	22,729		102		7,068	
50-99	446	541	408	30,469	36,736	28,738	424	530	193,230	212,946	221,714	428	516	398	69,706	81,902	68,337	337	325	20,865	28,754
100-199	467	515	658	58,207	63,614	85,041	458	512	372,267	364,407	606,821	458	509	654	114,216	128,414	165,213	416	609	39,582	76,201
200-399	73	93	237	16,508	21,720	55,450	71	93	110,633	119,025	381,832	72	92	235	24,840	39,059	84,872	67	224	8,909	37,352
400 and over	7	6	17	2,985	3,545	8,350	7	6	18,012	18,850	59,031	7	6	17	5,285	3,200	10,700	7	17	1,685	5,240

[1] Comparison with later censuses may be found in the groups below beginning with 400-699.

COUNTY TABLE 1.—CHICKENS ON FARMS 1940, 1935, AND 1930; CHICKEN EGGS PRODUCED AND CHICKENS RAISED 1939, 1934, AND 1929; AND CHICKENS SOLD, 1939 AND 1929; CLASSIFIED BY NUMBER ON HAND—Continued

(Chickens on hand over 4 months old Apr. 1, 1940 and over 3 months old Jan. 1, 1935 and Apr. 1, 1930)

STATE OR COUNTY AND NUMBER OF CHICKENS ON HAND	CHICKENS ON HAND						CHICKEN EGGS PRODUCED					CHICKENS RAISED						CHICKENS SOLD			
	Farms reporting			Number			Farms reporting		Dozens			Farms reporting			Number			Farms reporting		Number	
	1940 (Apr. 1)	1935 (Jan. 1)	1930 (Apr. 1)	1940 (Apr. 1)	1935 (Jan. 1)	1930 (Apr. 1)	1939	1934	1939	1934	1929	1939	1934	1929	1939	1934	1929	1939	1929	1939	1929
NEBRASKA—Con.																					
Otoe																					
Total	1,936	2,071	2,108	213,150	217,837	260,889	1,846	2,062	1,473,903	1,328,811	1,994,120	1,841	2,014	2,066	469,797	493,333	508,719	1,636	1,812	203,445	234,125
None	—	—	—	—	—	—	9	17	1,236	4,628	3,417	13	22	4	2,208	7,579	950	11	4	1,722	508
Under 25	106	139	274	1,913	2,321	7,876	82	129	11,953	18,077	68,255	73	104	253	6,302	9,996	27,188	39	157	2,047	11,676
25-49	212	228		7,871	8,170		183	220	49,460	63,583		182	209		23,586	26,680		127		9,850	
50-99	565	635	483	39,233	43,330	33,266	537	629	282,462	261,203	283,350	532	616	472	104,032	116,212	81,384	467	406	40,422	35,688
100-199	829	833	980	106,184	104,741	129,255	813	831	722,913	625,005	1,003,080	819	828	968	227,691	225,816	258,667	779	888	96,107	121,438
200-399	208	217	350	49,289	49,667	80,809	206	217	333,004	304,254	566,695	206	216	348	87,978	89,600	125,035	197	337	43,347	58,620
400-799	13	18	(1)	6,160	8,808	(1)	13	18	60,145	47,361	(1)	13	18	(1)	12,700	16,100	(1)	13	(1)	6,750	(1)
800 and over	3	1	(1)	2,500	800	(1)	3	1	12,730	4,700	(1)	3	1	(1)	5,300	1,350	(1)	3	(1)	3,200	(1)
400-699	13	17	20	6,160	8,028	8,883	13	17	60,145	40,760	63,323	13	17	20	12,700	14,800	14,675	13	19	6,750	5,675
700 and over	3	2	1	2,500	1,580	800	3	2	12,730	11,301	6,000	3	2	1	5,300	2,650	820	3	1	3,200	520
Pawnee																					
Total	1,238	1,313	1,346	144,249	134,489	186,766	1,202	1,307	1,014,352	1,045,048	1,251,310	1,188	1,261	1,326	296,008	302,313	342,723	1,055	1,145	107,536	149,927
None	—	—	—	—	—	—	14	13	5,742	3,701	2,370	13	15	3	2,352	3,875	220	14	1	1,891	315
Under 25	47	99	147	822	1,660	4,418	40	91	5,204	18,795	35,377	31	79	133	3,031	9,056	15,239	21	84	795	6,271
25-49	105	145		3,945	5,268		96	143	25,668	44,812		94	129		11,277	18,438		66		3,864	
50-99	376	423	267	25,897	28,585	18,502	354	415	165,090	225,476	136,207	360	402	262	65,079	76,279	43,487	303	215	21,041	18,642
100-199	535	491	619	69,642	62,228	82,660	523	491	490,217	478,627	532,984	515	486	615	136,249	130,935	157,911	486	547	49,128	67,843
200-399	163	152	287	38,673	35,298	66,601	163	151	280,926	264,737	425,680	163	148	287	67,820	62,780	108,696	153	272	25,692	47,481
400 and over	12	3	26	5,270	1,450	14,585	12	3	41,505	8,900	118,692	12	2	26	10,200	950	17,170	12	26	5,125	9,375
Perkins																					
Total	730	810	769	65,610	72,300	72,308	680	771	452,051	408,763	486,231	686	768	765	142,827	148,684	134,922	494	440	40,855	40,659
None	—	—	—	—	—	—	6	6	2,908	1,355	740	8	9	4	2,525	1,120	410	8	2	1,729	310
Under 25	68	93	206	1,183	1,685	6,533	51	77	9,142	10,930	46,116	51	73	201	6,663	7,005	15,574	29	67	2,084	3,925
25-49	123	156		4,777	6,043		109	145	33,841	36,726		107	140		14,228	16,340		60		3,102	
50-99	265	254	261	18,126	16,927	17,930	252	245	125,506	92,207	123,981	255	246	260	45,190	38,970	36,490	188	143	12,204	9,367
100-199	221	245	229	27,314	31,240	28,813	210	237	182,714	161,987	190,202	212	239	228	53,737	60,106	50,586	166	167	15,392	15,498
200-399	46	57	66	11,130	13,936	15,752	45	56	73,442	86,361	98,739	46	56	65	16,661	23,143	27,512	37	55	5,035	9,172
400 and over	7	5	7	3,080	2,469	3,280	7	5	24,498	19,197	26,453	7	5	7	3,823	2,000	4,350	6	6	1,309	2,387
Phelps																					
Total	1,035	1,109	1,130	139,114	128,489	129,927	994	1,101	1,026,042	708,337	864,756	942	1,070	1,120	252,690	242,231	230,667	785	921	92,579	89,652
None	—	—	—	—	—	—	8	16	2,793	4,817	1,319	8	17	4	1,586	2,603	450	10	3	1,506	124
Under 25	60	79	154	979	1,182	5,189	40	70	6,933	9,558	34,370	25	60	146	2,288	6,943	13,084	19	84	1,251	4,848
25-49	98	104		3,669	3,861		91	99	23,255	22,969		68	93		7,151	11,185		42		2,631	
50-99	287	337	341	19,867	22,965	23,462	275	330	121,931	131,716	148,993	266	320	339	41,273	52,261	49,173	193	246	12,451	16,896
100-199	382	427	493	50,704	54,205	63,528	375	425	348,585	278,614	412,100	370	422	489	95,902	101,124	111,233	328	452	32,943	42,148
200-399	177	144	133	43,335	34,556	32,573	174	143	333,868	183,471	220,192	174	140	133	71,210	54,005	49,302	163	127	25,784	20,979
400-799	23	14	(1)	11,260	6,920	(1)	23	14	76,227	48,286	(1)	23	14	(1)	19,280	9,550	(1)	22	(1)	9,413	(1)
800 and over	8	4	(1)	9,300	4,800	(1)	8	4	112,450	28,906	(1)	8	4	(1)	14,000	4,560	(1)	8	(1)	6,600	(1)
400-699	22	12	8	10,560	5,470	3,975	22	12	74,769	31,320	33,382	22	12	8	18,280	8,150	6,425	21	8	8,913	3,757
700-999	3	3	—	2,300	2,250	—	3	3	19,258	23,632	—	3	3	—	4,000	2,660	—	3	—	2,000	—
1000 and over	6	3	1	7,700	4,000	1,200	6	3	94,650	22,240	14,400	6	3	1	11,000	3,300	1,000	6	1	5,100	900

Pierce																				
Total	1,490	1,524	1,529	182,858	172,445	181,001	1,431	1,502	1,053,432	1,104,270	1,082,922	1,424	1,479	1,506	373,852	361,199	384,513	1,260	1,248	134,505	154,769
None	———	———	———	———	———	———	4	12	2,781	3,558	1,100	7	13	3	1,219	1,771	950	7	5	804	780
Under 25	40	104	200	698	1,706	5,955	29	95	2,719	21,794	41,633	28	84	188	2,641	8,812	21,582	10	105	990	8,622
25-49	139	175		5,206	6,341		126	164	29,014	39,476		120	165		15,759	20,811		84		5,500	
50-99	407	443	451	28,243	30,431	31,255	385	436	147,803	211,353	191,911	379	430	445	66,319	81,030	77,088	317	347	20,629	27,040
100-199	651	577	625	84,696	73,743	79,887	639	570	502,020	451,054	447,809	638	568	619	174,303	148,560	167,067	600	553	62,685	64,954
200-399	235	202	239	55,465	47,199	56,464	230	202	311,527	289,048	344,645	234	196	237	98,786	82,733	106,200	225	224	35,834	47,801
400 and over	18	23	14	8,550	13,025	7,440	18	23	57,568	87,987	55,824	18	23	14	14,825	17,482	11,626	17	14	8,063	5,572
Platte																					
Total	1,933	2,135	2,080	215,438	241,297	271,361	1,858	2,111	1,382,787	1,152,733	1,579,732	1,872	2,109	2,071	459,635	491,557	517,537	1,629	1,703	175,098	189,457
None	———	———	———	———	———	———	5	24	1,933	5,959	2,979	7	28	6	4,200	6,510	830	8	5	3,825	300
Under 25	94	113	269	1,714	1,814	8,234	80	102	14,708	12,837	50,225	76	96	261	9,303	7,649	23,019	46	123	4,399	6,509
25-49	202	270		7,366	10,161		183	256	51,294	47,386		183	251		23,052	30,741		139		8,765	
50-99	580	585	509	40,098	40,026	35,364	558	575	260,967	221,732	201,196	563	569	507	103,803	102,749	81,103	479	402	35,392	25,675
100-199	799	851	858	101,809	107,163	112,639	779	839	638,221	489,201	630,579	786	849	855	208,536	215,824	223,525	712	767	76,092	81,473
200-399	242	285	408	57,266	66,758	98,074	237	284	363,905	318,309	580,340	241	285	406	99,691	108,759	163,245	229	371	41,142	63,791
400 and over	16	31	36	7,185	15,375	17,050	16	31	51,759	57,309	114,413	16	31	36	11,050	19,325	25,815	16	35	5,483	11,709
Polk																					
Total	1,282	1,432	1,434	113,622	127,498	153,520	1,254	1,425	768,199	948,548	976,226	1,209	1,375	1,408	238,258	281,306	304,825	1,018	1,142	83,228	125,931
None	———	———	———	———	———	———	5	9	1,088	2,654	———	6	11	2	848	1,636	500	7	2	677	275
Under 25	95	116	229	1,627	1,930	7,353	82	111	13,430	27,874	56,469	57	89	215	5,298	6,980	20,924	38	122	2,289	8,183
25-49	200	210		7,663	7,892		193	208	46,360	62,121		177	189		20,385	20,378		122		5,750	
50-99	495	535	493	33,667	35,383	33,849	484	528	228,534	277,934	224,677	482	523	486	78,230	89,578	76,903	403	385	25,487	29,182
100-199	421	481	561	52,946	59,707	70,927	419	479	364,630	427,055	432,665	416	475	555	104,072	122,344	137,025	385	495	37,551	57,780
200-399	67	85	130	15,594	20,236	31,091	67	85	92,457	132,877	194,027	67	83	130	26,525	35,565	51,998	59	120	9,924	20,830
400 and over	4	5	21	2,125	2,350	10,300	4	5	21,700	18,033	68,388	4	5	20	2,900	4,825	17,475	4	18	1,550	9,681
Redwillow																					
Total	906	1,102	1,085	68,537	83,702	101,115	881	1,042	479,748	440,358	629,049	865	1,040	1,076	163,303	198,395	195,294	618	788	49,999	72,115
None	———	———	———	———	———	———	11	4	2,687	456	———	8	3	———	1,610	300	———	8	———	804	———
Under 25	95	150	237	1,633	2,635	7,462	90	128	12,299	17,610	51,680	78	116	233	5,922	12,865	19,761	32	113	1,508	6,393
25-49	191	235		7,088	9,040		178	217	51,809	49,432		172	220		21,491	29,075		113		6,554	
50-99	363	394	386	24,339	25,938	26,474	349	380	170,622	140,024	160,788	352	382	384	59,963	67,939	55,741	256	279	15,406	20,103
100-199	227	270	385	27,452	33,148	48,194	223	263	179,097	167,840	298,496	225	266	382	59,817	67,821	89,452	183	324	19,808	33,498
200-399	26	51	72	5,965	12,131	16,785	26	48	44,259	59,026	104,137	26	51	72	10,430	18,945	25,540	22	62	3,717	9,517
400 and over	4	2	5	2,060	810	2,200	4	2	18,975	5,970	13,948	4	2	5	4,070	1,450	4,800	4	5	2,202	2,604
Richardson																					
Total	1,706	1,905	1,845	167,083	173,166	208,366	1,644	1,876	1,156,149	1,123,035	1,378,527	1,617	1,840	1,780	333,373	388,500	422,136	1,230	1,498	114,700	187,642
None	———	———	———	———	———	———	7	14	5,673	4,073	407	11	19	3	4,630	2,284	305	9	3	3,373	197
Under 25	127	205	295	2,336	3,383	8,742	108	191	11,826	25,586	73,947	83	154	261	6,555	14,450	25,926	34	158	1,910	10,314
25-49	250	311		9,580	11,570		229	302	59,336	75,605		222	295		24,755	36,630		126		6,709	
50-99	540	597	549	37,073	39,642	38,140	521	584	257,993	240,784	266,901	519	585	530	81,169	99,635	96,826	385	439	22,864	42,173
100-199	643	645	755	80,755	80,521	96,528	633	638	557,814	499,758	627,976	636	640	743	152,279	162,866	190,760	544	668	53,637	84,712
200-399	137	136	217	32,609	32,075	51,227	137	136	222,905	230,762	296,605	137	136	214	52,935	58,480	84,046	124	201	20,132	39,899
400 and over	9	11	29	4,730	5,975	13,729	9	11	40,602	46,467	112,691	9	11	29	11,050	14,155	24,273	8	29	6,075	10,347
Rock																					
Total	533	530	494	33,504	26,245	36,646	503	498	188,970	136,994	225,502	507	512	463	73,541	65,158	72,547	310	303	22,075	25,360
None	———	———	———	———	———	———	7	18	1,253	2,575	———	7	18	2	958	2,227	186	8	2	570	205
Under 25	96	172	173	1,751	2,770	5,295	86	150	9,685	22,612	29,740	81	147	146	5,053	11,054	11,800	24	75	854	4,215
25-49	159	168		6,096	6,426		146	151	34,017	27,368		149	164		15,986	19,166		78		4,290	
50-99	171	130	182	11,071	8,354	12,052	160	122	64,083	40,441	74,045	165	126	178	24,073	19,516	26,407	112	118	6,725	8,982
100-199	93	47	119	11,011	5,375	14,409	90	44	61,132	22,466	86,741	91	44	118	22,146	7,595	26,144	65	90	8,625	8,948
200 and over	14	13	20	3,575	3,320	4,890	14	13	18,800	21,532	34,976	14	13	19	5,325	5,600	8,010	12	18	1,011	3,010

[1] Comparison with later censuses may be found in groups below beginning with 400-699.

COUNTY TABLE 1.—CHICKENS ON FARMS 1940, 1935, AND 1930; CHICKEN EGGS PRODUCED AND CHICKENS RAISED 1939, 1934, AND 1929; AND CHICKENS SOLD, 1939 AND 1929; CLASSIFIED BY NUMBER ON HAND—Continued

(Chickens on hand over 4 months old Apr. 1, 1940 and over 3 months old Jan. 1, 1935 and Apr. 1, 1930)

STATE OR COUNTY AND NUMBER OF CHICKENS ON HAND	CHICKENS ON HAND						CHICKEN EGGS PRODUCED					CHICKENS RAISED						CHICKENS SOLD			
	Farms reporting			Number			Farms reporting		Dozens			Farms reporting			Number			Farms reporting		Number	
	1940 (Apr. 1)	1935 (Jan. 1)	1930 (Apr. 1)	1940 (Apr. 1)	1935 (Jan. 1)	1930 (Apr. 1)	1939	1934	1939	1934	1929	1939	1934	1929	1939	1934	1929	1939	1929	1939	1929
NEBRASKA—Con.																					
Saline																					
Total	1,884	2,041	1,969	213,076	252,015	259,922	1,862	2,025	1,594,260	1,668,492	1,804,926	1,853	1,997	1,965	532,362	599,504	560,515	1,588	1,643	162,362	195,406
None	—	—	—	—	—	—	17	10	10,727	5,386	4,947	20	10	9	8,191	2,085	1,980	18	7	6,221	1,270
Under 25	87	97	187	1,514	1,681	5,947	79	86	11,550	10,790	44,570	75	70	183	9,120	5,552	23,903	42	77	2,531	9,708
25-49	181	181		6,782	6,719		170	176	61,259	55,760		169	167		28,344	26,805		122		7,203	
50-99	559	491	468	38,316	33,975	32,183	546	484	305,930	240,044	254,956	543	484	466	120,866	101,980	92,845	441	361	30,378	32,755
100-199	823	931	907	105,593	120,758	119,625	819	928	759,552	760,848	836,482	814	926	902	246,981	285,610	267,406	742	813	72,649	86,523
200-399	214	316	385	50,171	75,307	89,817	211	316	345,733	482,540	567,716	213	315	383	94,740	142,292	156,406	205	363	31,636	54,089
400 and over	20	25	(1)	10,700	13,575	(1)	20	25	99,509	113,124	(1)	19	25	(1)	24,120	35,180	(1)	18	(1)	11,744	(1)
400-699	17	20	20	8,140	8,675	8,850	17	20	60,098	55,074	67,205	19	25	22	24,120	35,180	17,975	18	22	11,744	11,061
700 and over	3	5	2	2,560	4,900	3,500	3	5	39,411	58,050	29,050										
Sarpy																					
Total	978	1,041	996	81,735	94,442	94,456	927	1,019	632,911	577,507	670,181	902	994	977	171,734	198,032	177,532	604	643	58,747	69,886
None	—	—	—	—	—	—	3	8	2,401	1,682	910	5	11	2	1,305	1,341	190	5	2	1,200	62
Under 25	110	140	253	1,756	2,488	7,811	86	130	14,687	19,362	55,858	81	112	242	4,818	7,484	18,653	18	90	1,274	6,103
25-49	182	177		6,536	6,541		170	170	55,474	41,511		160	161		16,302	15,829		62		3,980	
50-99	346	315	330	22,892	20,858	22,268	331	307	190,210	128,874	174,003	323	305	324	53,911	46,455	47,541	228	211	17,572	17,095
100-199	275	321	325	33,971	40,998	41,268	273	317	252,877	239,468	285,577	269	317	321	67,233	77,825	75,331	232	264	22,891	30,403
200-399	61	79	82	14,330	19,111	18,969	60	78	89,987	106,088	124,880	60	79	82	24,265	36,198	29,717	55	72	9,665	13,073
400 and over	4	9	6	2,250	4,446	4,140	4	9	27,275	40,522	30,953	4	9	6	3,900	7,900	6,100	4	4	2,165	3,150
Saunders																					
Total	2,435	2,629	2,549	262,798	306,247	315,902	2,374	2,594	1,974,898	1,872,136	1,817,301	2,358	2,538	2,520	617,668	666,623	626,315	2,000	2,087	229,904	228,622
None	—	—	—	—	—	—	12	9	9,166	3,169	5,420	11	9	6	2,909	1,500	1,614	11	6	1,720	1,030
Under 25	108	127	293	2,025	2,228	9,226	81	114	17,849	20,822	53,872	73	94	272	8,869	9,334	23,835	39	135	3,829	8,053
25-49	282	275		10,603	10,350		264	265	77,897	68,875		264	249		34,106	33,245		139		9,033	
50-99	725	652	649	49,717	43,972	44,550	708	646	388,967	272,589	241,896	699	631	641	140,124	117,042	107,959	593	491	48,097	37,602
100-199	1,071	1,176	1,163	137,707	151,606	152,605	1,061	1,164	1,011,090	906,048	834,635	1,063	1,157	1,158	312,849	321,823	310,477	978	1,036	113,929	114,026
200-399	233	375	419	53,766	85,652	97,166	232	373	391,230	530,075	582,110	232	374	418	97,096	162,484	165,695	224	396	39,518	60,691
400 and over	16	24	25	8,980	12,439	12,355	16	23	78,699	70,558	99,368	16	24	25	21,715	21,195	16,735	16	23	13,778	7,220
Scotts Bluff																					
Total	1,675	1,769	1,575	99,636	123,434	110,516	1,574	1,651	669,070	763,522	902,466	1,496	1,586	1,542	230,969	222,927	201,018	566	508	50,780	41,041
None	—	—	—	—	—	—	14	6	3,262	2,997	270	12	13	2	1,852	4,003	170	9	—	1,108	—
Under 25	348	281	678	6,745	5,221	20,780	300	212	51,249	29,380	195,103	264	179	654	24,405	10,167	44,142	57	123	5,345	5,812
25-49	500	517		18,705	20,080		467	493	127,580	122,909		451	455		51,838	44,549		133		8,655	
50-99	580	565	523	36,946	36,944	33,277	557	545	248,329	238,721	277,249	533	545	514	86,574	69,588	64,889	223	174	14,678	11,246
100-199	197	330	305	23,714	39,491	37,396	190	320	142,169	243,988	288,027	188	319	303	41,990	62,521	61,344	109	156	10,759	14,021
200-399	44	64	59	10,296	14,923	13,793	40	63	71,389	95,912	94,477	42	63	59	18,760	22,366	22,283	30	46	7,615	7,262
400 and over	6	12	10	3,230	6,775	5,270	6	12	25,092	29,615	47,340	6	12	10	5,550	9,733	8,190	5	9	2,620	2,700
Seward																					
Total	1,876	2,063	2,016	183,289	225,450	240,398	1,816	2,013	1,241,110	1,570,397	1,604,441	1,799	1,982	1,954	411,675	481,458	469,795	1,554	1,636	156,491	186,123
None	—	—	—	—	—	—	11	14	4,799	4,227	4,829	18	15	12	5,368	4,183	3,192	16	11	4,375	1,194
Under 25	80	106	217	1,360	1,727	7,064	62	87	6,123	16,982	49,541	52	76	191	4,208	8,193	20,060	27	105	1,657	6,435
25-49	246	238		9,275	8,962		229	223	50,377	69,879		219	219		28,734	29,638		158		10,179	

50-99	672	586	549	46,379	40,093	37,917	649	569	272,095	284,649	249,099	646	561	524	124,662	103,857	89,212	547	406	44,137	32,788
100-199	739	884	966	93,583	113,400	125,885	729	877	667,804	805,211	770,125	726	867	945	191,590	239,210	243,297	674	854	72,508	96,087
200-399	132	231	270	29,732	53,324	63,261	129	227	215,234	347,934	486,752	131	229	268	51,963	89,827	103,819	125	247	20,605	43,504
400 and over	7	16	14	2,960	7,944	6,271	7	16	24,678	41,515	44,095	7	15	14	5,150	6,550	10,215	7	14	3,030	6,115
Sheridan																					
Total	1,097	1,181	1,180	74,199	79,078	93,008	1,059	1,157	493,757	479,992	673,356	1,040	1,132	1,105	167,774	165,797	162,331	585	642	51,558	51,598
None	———	———	———	———	———	———	2	9	1,312	3,065	900	7	10	4	1,225	1,157	430	6	3	1,535	200
Under 25	142	168	366	2,584	2,938	11,522	128	149	21,246	22,225	88,817	114	144	309	9,809	10,609	22,449	27	100	2,751	5,407
25-49	271	301		10,278	11,243		259	291	73,755	73,810		252	278		24,210	28,537		115		5,152	
50-99	432	459	446	28,319	30,263	30,038	424	456	204,291	181,029	232,174	420	449	435	67,004	67,644	59,982	254	250	20,165	19,287
100-199	227	221	309	27,258	26,502	38,002	222	220	161,726	148,043	268,807	222	219	300	55,746	47,660	62,219	162	240	18,071	19,998
200 and over	25	32	59	5,760	8,132	13,446	24	32	31,427	51,824	83,458	25	32	57	9,980	10,190	17,251	21	49	3,884	6,706
Sherman																					
Total	1,062	1,344	1,373	85,905	125,414	133,501	1,033	1,327	502,679	564,349	775,977	1,027	1,301	1,367	238,694	274,658	288,160	914	1,135	84,963	100,104
None	———	———	———	———	———	———	13	6	4,432	850	150	10	6	3	2,344	1,025	410	14	2	1,905	160
Under 25	93	84	275	1,657	1,598	8,827	84	78	14,250	11,776	66,284	75	68	271	11,769	7,001	29,113	56	165	4,399	9,918
25-49	185	167		7,070	6,039		167	163	43,702	37,278		169	152		26,807	20,496		140		9,033	
50-99	430	495	467	29,121	32,758	31,585	423	484	174,929	160,488	193,606	420	481	465	93,137	81,720	82,351	373	390	31,277	26,606
100-199	310	495	529	38,097	59,586	66,959	302	493	200,859	249,676	352,385	309	492	527	85,967	122,221	136,361	290	484	32,103	48,405
200 and over	44	103	102	9,960	25,433	26,130	44	103	64,507	104,281	163,554	44	102	101	18,670	42,195	39,925	41	94	6,246	15,015
Sioux																					
Total	605	738	722	32,913	43,360	46,945	583	692	204,368	253,590	305,277	550	657	691	74,658	77,573	78,549	235	313	19,624	21,786
None	———	———	———	———	———	———	10	12	1,870	2,545	750	12	10	5	4,499	1,580	340	6	4	3,319	274
Under 25	159	177	335	2,862	3,327	10,503	140	148	15,998	19,558	75,435	115	124	309	6,753	7,920	20,399	20	87	877	4,680
25-49	190	221		7,257	8,350		183	205	45,468	54,799		174	208		17,811	18,379		69		3,539	
50-99	174	234	249	11,448	15,081	16,340	171	225	65,494	78,311	100,815	168	215	242	25,994	26,525	27,754	86	131	6,239	6,735
100-199	71	89	115	8,421	10,662	13,752	68	87	47,686	62,390	88,307	70	84	112	15,310	16,339	19,546	46	74	3,798	6,903
200 and over	11	17	23	2,925	5,960	6,350	11	15	27,852	35,987	39,970	11	16	23	4,291	6,830	10,510	8	17	1,852	3,194
Stanton																					
Total	1,126	1,174	1,177	141,315	146,054	152,525	1,111	1,172	919,629	842,932	930,891	1,099	1,144	1,168	323,939	327,054	330,562	1,014	992	125,662	112,539
None	———	———	———	———	———	———	4	10	2,540	1,492	———	6	9	———	1,200	1,940	———	5	———	650	———
Under 25	28	49	134	501	811	4,201	22	44	2,404	5,902	30,215	21	43	130	2,132	4,538	15,403	10	61	785	4,867
25-49	79	96		3,004	3,668		74	93	19,471	26,870		70	89		9,521	13,326		53		3,944	
50-99	319	321	292	22,172	22,132	20,385	314	318	139,336	135,849	139,232	305	304	289	63,698	62,345	56,349	276	235	22,676	19,092
100-199	505	504	504	66,551	65,092	64,965	502	503	425,722	366,871	393,949	502	497	503	153,563	145,395	143,639	481	462	59,337	46,919
200-399	178	182	229	41,012	43,001	53,124	178	182	276,912	237,164	300,925	178	180	228	82,105	83,680	98,101	172	216	33,330	35,366
400 and over	17	22	18	8,075	11,350	9,850	17	22	53,244	68,784	66,570	17	22	18	11,720	15,830	17,070	17	16	4,940	6,295
Thayer																					
Total	1,485	1,689	1,616	178,140	191,866	237,021	1,457	1,676	1,195,629	1,196,705	1,794,486	1,435	1,631	1,599	356,420	378,356	432,888	1,263	1,351	125,296	173,198
None	———	———	———	———	———	———	13	3	9,445	515	150	13	5	1	2,010	634	200	13	1	1,560	77
Under 25	47	106	145	819	1,727	4,388	39	98	4,319	15,289	34,640	31	90	137	2,218	8,930	13,107	13	61	619	4,589
25-49	125	174		4,769	6,568		113	169	28,269	38,849		104	155		12,436	16,923		75		3,739	
50-99	432	451	296	29,629	30,999	20,729	419	449	186,586	195,797	161,913	413	436	289	70,620	75,663	47,615	352	220	22,073	18,228
100-199	660	713	746	86,282	90,754	99,868	652	712	572,008	546,452	769,556	653	702	744	174,898	179,128	196,334	595	667	60,065	78,168
200-399	203	232	398	48,121	55,013	96,579	203	232	335,338	338,763	714,626	203	229	397	81,174	85,678	150,107	198	373	31,692	60,591
400 and over	18	13	31	8,520	6,805	15,457	18	13	59,664	61,040	113,601	18	13	31	13,064	11,400	25,525	17	29	5,548	11,545
Thomas																					
Total	163	176	166	7,361	8,306	9,634	156	172	47,575	45,570	61,204	150	150	149	16,979	16,752	22,171	67	104	5,522	8,496
None	———	———	———	———	———	———	———	2	———	450	560	6	2	2	2,211	336	370	5	1	1,855	100
Under 25	55	64	77	837	1,000	2,147	51	62	5,992	6,027	15,054	41	41	72	3,047	2,228	7,543	17	34	1,326	2,762
25-49	58	53		2,000	1,990		55	51	15,804	10,650		53	50		4,689	4,973		22		1,032	
50-99	38	36	63	2,604	2,321	4,024	36	36	15,434	11,740	23,620	37	36	50	4,647	4,760	8,073	17	47	986	3,762
100-199	11	17	21	1,270	2,045	2,352	11	17	7,385	11,083	15,290	13	21	25	2,365	4,455	6,185	6	22	323	1,872
200 and over	3	4	5	650	950	1,111	3	4	2,960	5,620	6,680										

[1] Comparison with later censuses may be found in groups below beginning with 400-699.

459864 O - 42 - 26

COUNTY TABLE 1.—CHICKENS ON FARMS 1940, 1935, AND 1930; CHICKEN EGGS PRODUCED AND CHICKENS RAISED 1939, 1934, AND 1929; AND CHICKENS SOLD, 1939 AND 1929; CLASSIFIED BY NUMBER ON HAND—Continued

(Chickens on hand over 4 months old Apr. 1, 1940 and over 3 months old Jan. 1, 1935 and Apr. 1, 1930)

STATE OR COUNTY AND NUMBER OF CHICKENS ON HAND	CHICKENS ON HAND						CHICKEN EGGS PRODUCED					CHICKENS RAISED						CHICKENS SOLD			
	Farms reporting			Number			Farms reporting		Dozens			Farms reporting			Number			Farms reporting		Number	
	1940 (Apr. 1)	1935 (Jan. 1)	1930 (Apr. 1)	1940 (Apr. 1)	1935 (Jan. 1)	1930 (Apr. 1)	1939	1934	1939	1934	1929	1939	1934	1929	1939	1934	1929	1939	1929	1939	1929
NEBRASKA—Con.																					
Thurston																					
Total	971	1,157	1,116	93,828	104,445	123,210	918	1,137	520,622	615,687	850,839	920	1,124	1,115	236,232	235,082	249,461	736	817	95,161	102,254
None	—	—	—	—	—	—	9	11	1,830	2,290	1,200	11	11	2	3,492	992	110	12	1	2,609	60
Under 25	107	172	214	1,923	2,743	6,496	89	155	8,938	26,287	47,153	88	147	213	9,312	10,298	17,295	40	62	3,384	4,003
25-49	158	189		5,991	6,880		144	183	30,157	40,505		137	181		21,814	20,936		95		8,654	
50-99	264	327	339	17,266	22,110	22,826	250	321	93,040	135,343	167,043	255	323	339	48,787	52,285	53,293	206	235	17,855	19,481
100-199	340	359	395	43,212	44,896	50,871	325	357	233,981	249,762	337,648	327	353	395	99,101	89,046	100,527	288	359	38,551	41,378
200-399	95	105	155	21,966	25,116	37,107	94	105	118,176	144,336	252,396	95	104	153	45,331	58,255	68,066	88	147	19,022	32,644
400 and over	7	5	13	3,470	2,700	5,910	7	5	34,500	17,164	45,399	7	5	13	8,395	3,270	10,170	7	13	5,086	4,688
Valley																					
Total	1,081	1,229	1,252	93,821	108,642	123,261	1,052	1,203	532,361	580,809	782,206	1,042	1,207	1,245	229,758	263,165	263,957	909	959	74,748	95,308
None	—	—	—	—	—	—	7	21	1,593	7,416	—	8	26	—	1,460	4,274	—	8	—	846	—
Under 25	75	105	254	1,315	1,697	8,057	64	85	11,120	12,576	59,912	55	86	253	6,588	9,496	23,652	38	126	1,940	7,777
25-49	181	187		6,696	6,874		173	178	40,283	37,234		170	178		25,430	24,898		132		7,531	
50-99	435	415	430	29,842	27,571	29,339	423	404	152,110	164,169	197,601	425	403	427	79,900	78,394	69,439	375	321	23,851	22,949
100-199	328	434	447	41,072	52,547	56,450	323	427	225,319	249,219	337,140	322	426	445	89,478	111,273	116,308	299	399	29,354	41,421
200-399	57	86	115	12,581	19,153	26,840	57	86	90,086	109,155	170,883	57	86	115	23,202	33,430	50,758	53	107	9,276	20,911
400 and over	5	2	6	2,315	800	2,575	5	2	11,850	1,040	16,670	5	2	5	3,700	1,400	3,800	4	6	1,950	2,250
Washington																					
Total	1,449	1,559	1,542	171,537	196,632	213,285	1,394	1,529	1,299,624	1,211,804	1,433,098	1,362	1,474	1,523	329,575	341,856	372,243	1,113	1,257	124,331	151,177
None	—	—	—	—	—	—	12	6	6,412	792	2,145	13	7	3	2,470	1,020	349	13	2	1,947	350
Under 25	89	75	167	1,492	1,238	5,244	63	63	15,782	11,890	39,413	57	49	162	5,706	4,013	15,384	23	78	2,254	5,945
25-49	147	147		5,734	5,412		128	138	39,782	31,708		116	120		12,434	10,652		67		4,099	
50-99	407	391	349	28,359	26,668	23,790	396	382	213,883	176,408	164,619	378	370	342	57,739	51,500	49,558	289	243	18,045	17,294
100-199	575	626	625	75,082	82,258	82,002	567	622	547,106	504,226	536,429	570	612	619	148,246	146,194	146,053	508	553	54,993	57,821
200-399	210	300	375	49,375	71,753	89,017	207	298	381,155	422,376	573,115	207	296	371	82,784	113,843	138,014	192	355	33,050	57,898
400 and over	21	20	(1)	11,495	9,303	(1)	21	20	95,504	64,404	(1)	21	20	(1)	20,196	14,634	(1)	21	(1)	9,943	(1)
400-699	18	19	22	8,895	8,603	9,920	18	19	68,504	57,670	88,380	18	19	22	13,796	13,134	17,300	18	22	6,643	8,806
700 and over	3	1	4	2,600	700	3,310	3	1	27,000	6,734	28,997	3	1	4	6,400	1,500	5,585	3	4	3,300	3,063
Wayne																					
Total	1,366	1,424	1,410	172,112	174,760	199,144	1,307	1,398	1,227,576	910,057	1,233,391	1,300	1,407	1,395	352,505	363,167	380,238	1,182	1,234	144,391	162,230
None	—	—	—	—	—	—	9	10	4,442	3,100	1,125	9	12	4	2,025	2,020	3,720	9	3	1,590	1,046
Under 25	34	44	85	631	786	2,924	24	40	4,816	8,672	21,345	25	35	77	2,663	4,259	7,853	17	41	1,059	2,454
25-49	86	103		3,134	3,808		69	102	22,575	25,628		65	99		8,872	13,753		48		3,474	
50-99	351	414	308	24,362	28,172	21,608	327	401	179,854	160,018	150,104	321	406	301	59,079	76,991	51,894	261	237	22,235	20,724
100-199	661	633	668	85,995	81,581	86,609	647	620	607,604	403,100	529,317	648	626	666	182,426	172,709	169,882	621	615	76,096	71,626
200-399	225	217	327	53,910	51,638	77,600	222	212	370,876	277,944	467,056	223	216	325	92,865	86,009	131,274	217	316	37,751	59,108
400 and over	9	13	22	4,080	8,775	10,403	9	13	37,409	31,595	64,444	9	13	22	4,575	7,426	15,615	9	22	2,186	7,272
Webster																					
Total	1,083	1,381	1,414	92,380	121,614	171,834	1,042	1,354	590,637	597,151	1,128,866	1,038	1,318	1,375	205,129	261,691	360,490	846	1,170	67,171	124,673
None	—	—	—	—	—	—	9	23	2,591	6,639	1,550	13	27	6	2,285	3,490	950	12	7	1,658	535
Under 25	72	128	175	1,207	2,204	5,632	54	109	6,629	9,746	39,792	52	87	149	6,308	11,322	13,096	31	82	3,661	6,159
25-49	173	215		6,659	7,924		158	205	46,452	42,054		151	188		18,388	24,814		100		4,816	

50-99	443	465	372	31,121	30,984	25,971	429	451	208,598	144,679	181,730	429	450	359	74,517	74,752	56,543	353	283	21,961	20,602
100-199	352	495	644	42,941	61,496	85,146	349	489	259,554	296,926	530,547	350	489	641	87,077	117,463	154,179	309	588	29,106	62,039
200 and over	43	78	223	10,452	19,006	55,085	43	77	66,813	97,107	375,247	43	77	220	16,554	29,850	135,722	41	210	5,969	35,338
Wheeler																					
Total	344	385	351	22,373	22,904	27,126	317	346	116,546	91,224	169,458	312	360	342	48,316	55,135	59,081	200	254	14,273	24,490
None							1	12	60	1,750	425	4	19	3	285	2,261	190		2		110
Under 25	57	86	99	965	1,314	2,853	48	68	4,862	8,090	18,008	42	64	90	2,928	5,360	8,281	22	49	820	3,360
25-49	94	96		3,748	3,438		86	85	20,353	13,349		84	84		8,807	8,908		51		2,597	
50-99	118	135	148	7,929	8,608	10,164	109	124	40,751	32,113	61,317	112	127	146	17,457	20,346	22,282	76	110	4,213	9,784
100-199	65	54	91	7,527	6,394	11,144	63	45	38,190	24,820	69,469	61	52	90	14,667	14,035	21,024	42	80	4,818	7,633
200 and over	10	14	13	2,204	3,150	2,965	10	12	12,330	11,102	20,239	9	14	13	4,172	4,225	7,304	9	13	1,825	3,603
York																					
Total	1,720	1,890	1,897	170,788	193,266	220,168	1,670	1,857	1,202,585	1,050,922	1,495,509	1,645	1,811	1,868	377,500	419,862	432,885	1,419	1,551	148,389	184,636
None							13	15	13,538	6,835	2,715	11	15	8	1,872	2,495	1,770	9	10	1,515	929
Under 25	103	114	267	1,629	2,054	8,687	82	95	10,149	12,361	64,406	67	79	256	6,453	8,705	25,009	37	143	2,388	10,272
25-49	228	247		8,664	9,155		210	238	52,986	50,352		205	217		22,086	26,844		143		7,536	
50-99	633	642	593	44,800	43,269	41,972	614	631	304,705	239,417	293,642	615	618	576	110,764	104,478	95,842	526	464	40,025	38,900
100-199	599	693	763	74,853	86,137	97,599	594	684	523,893	481,401	695,540	592	688	755	162,531	182,828	187,899	554	681	63,435	77,969
200-399	144	172	255	33,732	41,103	61,980	144	172	223,735	190,014	372,064	142	172	254	62,944	72,212	107,448	138	234	28,310	48,921
400 and over	13	22	19	7,110	11,548	9,930	13	22	73,579	70,542	67,142	13	22	19	10,850	22,300	14,917	12	19	5,180	7,645
NEVADA																					
Total	2,593	2,759	2,637	204,806	224,400	243,874	2,414	2,629	1,563,853	1,883,978	2,145,770	2,479	2,412	2,643	376,985	296,916	439,331	813	1,143	188,889	201,091
None							26	28	20,087	8,830	17,536	47	27	38	46,935	3,214	4,852	23	29	45,504	4,186
Under 25	852	870	1,490	13,182	14,002	37,322	742	760	94,703	107,720	308,981	772	719	1,467	26,575	21,640	76,165	96	430	6,127	30,813
25-49	734	758		24,938	25,774		687	733	166,004	194,440		695	663		41,602	37,633		177		10,228	
50-99	492	634	600	30,003	39,293	37,654	461	622	192,183	290,675	311,741	469	571	593	51,662	52,933	60,877	183	282	20,965	23,256
100-199	279	300	283	33,990	36,194	35,694	268	292	220,149	292,964	287,277	268	263	282	54,312	47,987	54,380	149	180	21,519	23,207
200-399	155	101	153	39,759	25,491	38,793	150	100	275,359	202,013	327,377	149	88	152	71,457	35,850	64,222	114	122	38,659	30,612
400-799	54	59	(1)	27,955	29,946	(1)	53	59	246,081	273,276	(1)	52	51	(1)	46,773	41,160	(1)	46	(1)	27,870	(1)
800-1599	23	25	(1)	24,845	25,800	(1)	23	24	248,197	260,904	(1)	23	21	(1)	25,219	31,199	(1)	21	(1)	13,137	(1)
1600-3199	4	11	(1)	10,134	23,900	(1)	4	10	101,080	223,156	(1)	4	8	(1)	12,450	20,300	(1)	4	(1)	4,900	(1)
3200 and over		1	(1)		4,000	(1)		1		30,000	(1)		1	(1)		5,000	(1)		(1)		(1)
400-699	47	52	57	22,935	24,971	28,531	46	52	185,631	228,208	253,430	45	45	57	41,193	36,635	55,480	40	51	24,720	23,062
700-999	14	16	21	11,005	12,675	16,880	14	15	107,081	112,810	147,014	14	14	21	12,780	14,424	34,140	13	18	7,643	15,191
1000-2499	18	23	29	23,294	31,000	36,100	18	22	260,646	277,518	372,414	18	18	29	24,519	32,600	65,865	16	27	12,344	35,014
2500 and over	2	5	4	5,700	15,000	12,900	2	5	42,000	168,800	120,000	2	4	4	5,950	14,000	23,350	2	4	1,200	15,750
Churchill																					
Total	492	501	499	49,099	52,381	58,563	456	471	348,454	418,917	536,254	481	416	506	82,311	73,593	117,559	189	303	31,976	67,313
None							4	6	801	2,942	438	4	7	10	852	1,900	2,125	3	10	765	2,106
Under 25	148	142	269	2,334	2,391	6,461	130	125	12,836	16,651	58,410	140	122	267	6,382	5,323	21,963	24	113	2,610	13,549
25-49	112	111		3,818	3,817		101	102	17,313	24,844		107	88		7,318	7,375		28		2,126	
50-99	85	123	122	5,108	7,654	7,450	78	116	23,795	43,722	66,714	85	102	121	10,689	14,619	17,268	36	85	4,418	8,624
100-199	73	58	46	9,129	7,003	5,872	71	56	59,953	56,746	51,947	72	43	46	14,354	9,557	9,632	43	37	5,076	5,631
200-399	50	33	29	13,190	9,045	7,915	48	33	85,613	69,509	74,655	49	27	29	23,543	12,124	14,461	34	28	10,840	8,893
400 and over	24	34	(1)	15,520	22,471	(1)	24	33	148,143	204,503	(1)	24	27	(1)	19,173	22,695	(1)	21	(1)	6,141	(1)
400-699	19	27	16	9,720	13,046	7,965	19	27	89,483	122,318	71,802	19	22	16	12,743	18,495	12,620	16	15	4,591	7,276
700 and over	5	7	17	5,800	9,425	22,900	5	6	58,660	82,185	212,288	5	5	17	6,430	4,200	39,490	5	15	1,550	21,234
Clark																					
Total	249	183	197	16,214	10,313	16,693	222	162	103,646	75,612	120,898	241	130	195	37,346	21,084	38,798	96	110	24,437	20,378
None							5	1	2,553	300	910	10	2	5	1,810	86	363	9	5	1,278	314
Under 25	115	79	121	1,622	1,327	2,941	95	67	9,899	10,756	19,916	101	60	114	3,416	2,379	7,723	16	45	784	3,678
25-49	49	51		1,607	1,640		43	47	8,408	11,194		47	35		4,014	2,956		18		1,423	
50-99	43	31	32	2,551	1,836	2,065	38	28	15,285	10,902	14,307	41	20	32	5,776	3,944	3,947	21	22	5,014	1,838
100-199	20	14	24	2,443	1,510	3,127	19	12	15,403	8,170	20,580	20	7	24	8,614	3,170	6,455	14	20	5,872	2,758
200-399	18	5	11	4,341	1,200	2,810	18	4	25,362	4,290	16,360	18	3	11	9,636	2,100	5,260	15	9	7,077	1,540
400 and over	4	3	9	3,650	2,800	5,750	4	3	26,736	30,000	48,825	4	3	9	4,080	6,449	15,050	3	9	2,989	10,250

[1] Comparison with later censuses may be found in groups below beginning with 400-699.

COUNTY TABLE 1.—CHICKENS ON FARMS 1940, 1935, AND 1930; CHICKEN EGGS PRODUCED AND CHICKENS RAISED 1939, 1934, AND 1929; AND CHICKENS SOLD, 1939 AND 1929; CLASSIFIED BY NUMBER ON HAND—Continued

(Chickens on hand over 4 months old Apr. 1, 1940 and over 3 months old Jan. 1, 1935 and Apr. 1, 1930)

STATE OR COUNTY AND NUMBER OF CHICKENS ON HAND	CHICKENS ON HAND						CHICKEN EGGS PRODUCED					CHICKENS RAISED						CHICKENS SOLD			
	Farms reporting			Number			Farms reporting		Dozens			Farms reporting			Number			Farms reporting		Number	
	1940 (Apr. 1)	1935 (Jan. 1)	1930 (Apr. 1)	1940 (Apr. 1)	1935 (Jan. 1)	1930 (Apr. 1)	1939	1934	1939	1934	1929	1939	1934	1929	1939	1934	1929	1939	1929	1939	1929
NEVADA—Contd.																					
Douglas																					
Total	118	118	129	16,618	17,530	19,523	117	117	163,237	179,088	156,337	117	112	129	23,920	25,891	28,171	63	74	10,862	11,771
None	—	—	—	—	—	—	—	—	—	—	—	—	—	—	—	—	—	—	—	—	—
Under 25	7	9	22	113	135	577	6	9	788	862	4,328	7	7	22	150	130	618	1	2	20	39
25-49	14	17		541	622		14	17	4,216	4,958		14	16		774	586		2		33	
50-99	27	27	41	1,647	1,730	2,756	27	26	13,648	16,535	20,491	27	25	41	2,750	1,899	4,044	11	19	564	1,416
100-199	38	35	32	4,912	4,513	4,135	38	35	43,385	42,542	30,046	38	35	32	7,141	8,385	4,940	24	23	2,811	1,652
200-399	27	21	26	6,980	5,535	6,565	27	21	71,036	54,139	49,626	26	21	26	9,255	8,101	10,864	20	22	4,329	5,192
400 and over	5	9	8	2,425	4,995	5,490	5	9	30,164	60,052	51,846	5	8	8	3,850	6,790	7,705	5	8	3,105	3,472
Elko																					
Total	330	405	394	12,618	17,359	19,199	315	383	112,745	153,659	159,539	322	367	390	17,780	19,956	25,923	50	110	2,923	6,670
None	—	—	—	—	—	—	—	8	—	1,536	2,554	—	8	4	—	358	150	—	4	—	308
Under 25	129	152	251	2,153	2,281	6,532	123	125	26,200	23,174	52,129	127	137	245	3,426	3,271	8,638	4	53	122	1,870
25-49	128	124		4,374	4,194		124	122	42,716	44,305		125	108		6,560	5,635		21		1,115	
50-99	54	98	105	3,236	5,985	6,462	50	98	26,025	49,480	51,388	52	89	103	3,749	6,362	8,997	16	34	506	2,508
100-199	14	25	27	1,555	3,159	3,250	14	24	9,560	23,199	26,819	13	21	27	1,805	3,690	4,028	6	13	305	1,123
200 and over	5	6	11	1,300	1,740	2,955	4	6	8,244	11,965	26,649	5	4	11	2,240	640	4,110	3	6	875	861
Esmeralda																					
Total	11	20	20	3,704	4,825	3,327	10	20	34,163	33,895	39,486	7	22	20	3,207	6,770	4,844	3	10	1,869	2,856
None	—	—	—	—	—	—	—	—	—	—	—	—	2	—	—	250	—	—	—	—	—
Under 25	3	9	9	41	140	190	3	9	377	905	1,347	2	9	9	22	245	271	—	2	—	23
25-49	3	5		115	135		2	5	301	540		2	5		75	185		—		—	
50 and over	5	6	11	3,548	4,550	3,137	5	6	33,485	32,450	38,139	3	6	11	3,110	6,090	4,573	3	8	1,869	2,833
Eureka																					
Total	38	43	57	1,573	2,124	2,758	36	43	8,986	14,516	21,284	36	42	58	1,394	2,417	4,126	8	21	137	728
None	—	—	—	—	—	—	—	1	—	5	—	—	—	1	—	—	80	—	—	—	—
Under 25	13	11	39	227	188	1,064	12	10	1,278	1,240	8,237	13	10	39	284	173	2,227	1	14	6	393
25-49	15	13		546	460		15	13	3,491	4,140		14	13		588	689		6		108	
50-99	7	13	11	400	776	702	9	19	4,217	9,131	13,047	6	13	11	227	785	829	1	4	23	185
100 and over	3	6	7	400	700	992						3	6	7	295	770	990	—	3	—	152
Humboldt																					
Total	128	150	121	8,411	10,368	10,681	125	147	54,662	78,773	85,501	122	128	121	11,270	10,775	15,192	35	39	2,766	5,323
None	—	—	—	—	—	—	1	3	90	520	2,534	3	1	1	186	20	424	2	1	56	240
Under 25	37	54	68	578	798	1,802	35	49	4,128	4,408	14,114	33	47	67	868	608	2,637	3	16	77	734
25-49	41	42		1,323	1,407		40	41	7,613	10,706		38	33		2,722	1,546		8		700	
50-99	33	38	33	2,080	2,310	2,069	32	38	12,037	17,878	13,756	31	32	33	3,259	2,419	2,635	14	14	830	745
100-199	11	11	10	1,250	1,353	1,220	11	11	6,169	6,685	8,540	11	10	10	1,710	1,622	1,001	5	1	471	36
200-399	3	2	6	680	400	1,490	3	2	3,525	7,000	11,992	3	2	6	675	560	1,695	3	7	632	3,568
400 and over	3	3	4	2,500	4,100	4,100	3	3	21,100	31,576	34,565	3	3	4	1,850	4,000	6,800				

Lander																			
Total	39	35	33	1,640	1,888	2,120	35	35	9,928	11,372	13,232	40	34	31	2,117	1,814	1,675	9	9	1,163	561
None												1		1	250		15	1		250	
Under 25	13	7	16	189	148	445	11	7	1,051	577	2,997	13	6	14	257	135	391		5		380
25-49	13	13		423	450		11	13	2,492	2,565		13	13		440	668					
50-99	8	10	11	508	665	745	8	10	3,246	3,855	4,535	8	10	10	747	446	641	4	4	511	108
100 and over	5	5	6	520	625	930	5	5	3,134	4,375	5,700	5	5	6	423	565	630	4	2	402	73
Lincoln																					
Total	135	158	118	7,879	6,376	5,756	129	142	54,304	40,341	47,890	116	144	116	12,142	8,872	15,956	55	59	4,669	7,859
None							4	1	750	60		5	1		212	25		2		26	
Under 25	58	71	93	937	1,101	2,334	51	58	6,230	5,881	18,906	43	66	92	1,855	1,614	4,074	14	40	825	1,642
25-49	39	49		1,326	1,629		38	47	9,089	10,304		34	46		1,841	2,124		16		701	
50-99	24	27	12	1,501	1,670	707	22	27	10,498	13,636	5,790	22	25	11	1,879	2,224	1,682	13	8	699	1,047
100-199	3	9	5	340	1,276	715	5	7	2,280	8,160	6,020	2	6	5	265	1,635	1,820	1	4	100	1,100
200-399	6	1	8	1,310	200	2,000	6	1	5,515	1,600	17,174	5	1	8	2,660	250	6,360	6	7	1,020	4,050
400 and over	5	1		2,465	500		5	1	19,964	700		5	1		3,450	1,000		3		1,300	
Lyon																					
Total	275	314	281	20,428	22,925	26,104	259	309	144,667	202,855	237,801	271	288	281	33,933	30,571	36,713	77	122	9,358	12,916
None							1	1	182	125		2		1	86		30	1	1	48	50
Under 25	64	59	141	893	1,033	3,981	54	56	5,053	8,598	34,353	61	45	141	3,017	1,667	7,830	5	47	306	2,860
25-49	72	91		2,555	3,249		70	88	17,248	26,684		71	84		5,691	4,927		20		1,518	
50-99	77	97	73	4,740	6,231	4,788	73	97	30,265	53,411	45,489	75	92	73	9,434	8,029	6,587	17	30	1,309	2,117
100-199	43	48	40	5,150	5,792	4,865	42	48	33,085	59,158	38,748	43	48	40	7,100	6,828	6,544	19	23	1,598	1,855
200-399	13	13	22	3,165	2,970	5,370	13	13	23,904	20,993	47,151	13	13	21	4,205	4,320	7,572	9	16	1,779	2,904
400 and over	6	6	5	3,925	3,650	7,100	6	6	34,930	33,884	72,060	6	6	5	4,400	4,800	8,550	6	5	3,000	3,150
Mineral																					
Total	50	57	44	1,614	3,083	1,579	41	54	7,362	17,619	11,864	44	55	46	3,867	5,119	2,120	28	25	2,004	875
None							1		12		45	2		4	111		107	2	4	90	82
Under 25	31	27	35	389	402	746	24	24	2,274	1,772	4,957	25	25	33	1,351	749	1,122	14	17	882	566
25-49	9	20		285	690		6	20	1,220	2,258		8	20		845	1,310		6		441	
50-99	7	5	6	364	337	333	7	5	2,106	1,874	2,230	9	10	9	1,560	3,060	891	6	4	591	227
100 and over	3	5	3	576	1,654	500	3	5	1,750	11,715	4,632										
Nye																					
Total	93	90	101	3,273	3,743	4,414	92	84	22,054	26,662	38,442	90	82	104	4,748	5,154	7,189	22	32	1,407	2,623
None							4		920		630	4		4	85		112	1	1	16	40
Under 25	39	29	70	674	384	1,664	36	23	3,863	2,621	12,955	36	22	89	839	624	3,026	4	18	97	858
25-49	36	32		1,181	1,073		34	32	7,402	8,772		34	32		1,401	1,614		9		360	
50-99	13	21	21	806	1,190	1,242	13	21	6,344	8,819	9,512	11	20	21	1,043	1,191	1,696	8	13	934	1,725
100 and over	5	8	10	612	1,096	1,508	5	8	4,525	6,450	15,345	5	8	10	1,380	1,725	2,355				
Ormsby																					
Total	22	33	26	1,897	2,207	3,311	22	33	18,266	14,976	26,281	22	31	26	2,573	4,087	5,608	7	16	706	2,332
None								1		1,017			1			150					
Under 25	7	12	12	141	194	371	7	11	782	1,172	3,085	7	9	12	209	225	583	3	6	74	251
25-49	9	8		311	297		9	8	2,130	2,078		9	8		379	401					
50-99	2	7	6	125	491	355	2	7	825	2,770	2,978	2	7	6	260	387	640	4	10	632	2,101
100 and over	4	6	8	1,320	1,225	2,585	4	6	14,529	7,939	20,218	4	6	8	1,725	2,924	4,385				
Pershing																					
Total	80	87	100	9,327	9,014	11,408	74	86	78,040	70,322	90,089	75	85	100	12,491	10,319	17,151	23	46	5,030	5,946
None																					
Under 25	14	9	40	231	139	1,118	9	8	1,325	745	9,499	10	7	40	338	234	3,503	1	12	100	1,468
25-49	24	22		847	735		24	22	6,488	5,675		24	22		1,233	1,492		5		238	
50-99	14	27	24	970	1,685	1,503	14	27	6,149	12,342	12,148	14	27	24	1,095	1,934	1,902	4	10	328	389
100-199	18	23	20	2,245	2,840	2,801	18	23	15,355	23,380	22,136	17	23	20	4,050	3,529	3,611	7	13	1,532	1,430
200 and over	10	6	16	5,034	3,615	5,986	9	6	48,723	28,180	46,306	10	6	16	5,775	3,130	8,135	6	11	2,832	2,659

COUNTY TABLE 1.—CHICKENS ON FARMS 1940, 1935, AND 1930; CHICKEN EGGS PRODUCED AND CHICKENS RAISED 1939, 1934, AND 1929; AND CHICKENS SOLD, 1939 AND 1929; CLASSIFIED BY NUMBER ON HAND—Continued

(Chickens on hand over 4 months old Apr. 1, 1940 and over 3 months old Jan. 1, 1935 and Apr. 1, 1930)

STATE OR COUNTY AND NUMBER OF CHICKENS ON HAND	CHICKENS ON HAND						CHICKEN EGGS PRODUCED					CHICKENS RAISED						CHICKENS SOLD			
	Farms reporting			Number			Farms reporting		Dozens			Farms reporting			Number			Farms reporting		Number	
	1940 (Apr.1)	1935 (Jan.1)	1930 (Apr1)	1940 (Apr. 1)	1935 (Jan. 1)	1930 (Apr. 1)	1939	1934	1939	1934	1929	1939	1934	1929	1939	1934	1929	1939	1929	1939	1929
NEVADA—Contd.																					
Storey																					
Total	4	8	7	128	360	327	3	8	1,436	2,447	2,710	5	8	7	171	468	595	-----	3	--------	90
Washoe																					
Total	377	399	357	41,484	48,515	50,223	342	384	350,139	454,529	491,437	354	318	360	115,452	57,139	103,755	102	108	84,818	45,425
None	-----	-----	-----	--------	--------	--------	5	4	14,673	1,575	10,265	12	2	6	42,185	180	1,420	1	2	42,000	1,022
Under 25	139	140	200	2,083	2,274	4,648	117	125	12,927	20,065	42,757	127	96	200	3,557	2,708	7,769	7	18	262	1,473
25-49	114	109		3,808	3,680		107	106	23,084	24,429		102	90		5,362	4,437		21		1,209	
50-99	53	69	64	3,148	4,162	3,975	46	69	18,838	28,112	36,441	48	65	62	7,340	5,059	5,666	22	16	5,186	1,799
100-199	27	40	35	3,235	4,469	4,475	25	39	15,533	36,832	41,552	23	33	34	3,550	4,305	7,050	10	24	762	3,132
200-399	17	10	19	4,665	2,250	5,025	16	10	29,357	24,395	46,107	16	6	19	14,919	2,475	7,675	14	15	10,677	3,728
400-799	9	10	(1)	4,550	5,480	(1)	8	10	30,336	58,869	(1)	8	8	(1)	16,200	7,525	(1)	9	(1)	13,024	(1)
800 and over	18	21	(1)	19,995	26,200	(1)	18	21	205,391	260,252	(1)	18	18	(1)	22,339	30,450	(1)	18	(1)	11,698	(1)
400-699	7	7	18	3,100	3,380	9,520	6	7	15,008	36,276	91,855	6	6	18	13,700	6,600	26,285	7	15	11,324	8,900
700-999	8	9	10	6,635	7,300	7,980	8	9	56,359	65,735	76,950	8	8	10	9,000	6,975	17,040	8	9	5,943	7,671
1000 and over	12	15	11	14,810	21,000	14,600	12	15	164,360	217,110	145,510	12	12	11	15,839	24,400	30,850	12	9	7,455	17,700
White Pine																					
Total	152	158	153	8,899	11,389	7,888	136	151	51,769	88,397	66,725	136	150	153	12,263	12,887	15,976	46	56	4,764	7,445
None	-----	-----	-----	--------	--------	--------	----	2	--------	750	160	2	3	1	1,060	245	28	1	1	975	24
Under 25	34	58	101	574	1,027	2,371	29	52	5,692	7,918	20,281	26	49	100	621	1,480	3,605	2	23	38	1,034
25-49	54	49		1,823	1,641		48	48	12,513	10,628		52	48		2,329	1,603		14		382	
50-99	41	33	30	2,589	2,056	1,992	40	32	18,832	18,029	17,145	37	33	30	2,164	2,057	3,528	11	17	433	1,356
100-199	17	14	17	2,023	1,665	2,085	13	14	10,012	10,672	17,167	14	14	17	3,440	2,002	6,300	13	10	2,031	4,014
200 and over	6	4	5	1,890	5,000	1,440	6	3	4,720	40,400	11,972	5	3	5	2,649	5,500	2,515	5	5	905	1,017
NEW HAMPSHIRE																					
Total	8,261	11,651	10,451	1,362,894	1,203,605	914,636	7,767	10,811	14,520,868	10,693,696	8,536,619	6,987	9,464	10,324	3,804,062	3,158,478	2,679,070	4,082	5,557	2,849,705	1,679,926
None	-----	-----	-----	--------	--------	--------	405	225	396,595	136,406	121,126	481	227	207	438,829	83,363	93,015	385	180	369,666	80,741
Under 25	3,211	5,033	6,705	42,437	67,447	155,689	2,661	4,301	459,113	548,306	1,504,533	2,162	3,607	6,428	150,962	101,333	368,241	566	2,408	98,894	182,779
25-49	1,792	2,869		59,154	92,732		1,614	2,672	527,670	733,485		1,462	2,300		123,505	161,401		636		65,017	
50-99	1,026	1,498	1,699	64,716	94,633	108,759	934	1,417	621,613	779,257	976,853	847	1,263	1,667	157,343	183,527	236,556	592	1,179	98,651	127,211
100-199	720	865	974	92,665	111,536	126,049	679	835	993,187	965,017	1,138,287	607	757	963	241,603	257,130	321,577	520	813	165,534	191,828
200-399	610	640	635	163,401	167,657	166,207	583	627	1,680,047	1,496,615	1,509,259	556	593	625	427,168	424,647	530,238	533	559	297,226	337,957
400-799	504	458	(1)	268,752	242,097	(1)	499	450	3,069,102	2,202,140	(1)	482	439	(1)	701,236	649,601	(1)	470	(1)	515,298	(1)
800-1599	280	218	(1)	302,980	228,392	(1)	275	214	3,182,771	1,956,180	(1)	274	209	(1)	758,980	644,497	(1)	268	(1)	567,658	(1)
1600-3199	85	55	(1)	183,748	119,097	(1)	84	55	1,738,806	1,153,175	(1)	83	54	(1)	385,736	364,779	(1)	81	(1)	305,161	(1)
3200 and over	33	15	(1)	185,041	80,014	(1)	33	15	1,851,964	723,115	(1)	33	15	(1)	418,700	288,200	(1)	31	(1)	366,600	(1)
400-699	424	395	250	210,849	196,739	122,701	421	388	2,395,841	1,752,310	1,130,582	405	378	247	551,858	533,242	365,494	395	234	409,520	238,975
700-999	186	161	85	149,426	129,342	68,004	180	159	1,595,743	1,175,812	618,068	179	156	85	386,245	351,198	232,981	176	84	286,435	157,440
1000-2499	238	160	88	337,702	222,561	115,475	236	157	3,505,863	1,962,447	1,083,724	235	153	87	788,849	632,238	383,138	229	85	585,392	255,520
2500 and over	54	30	15	242,544	120,958	51,752	54	30	2,345,196	1,144,041	454,187	53	30	15	537,700	430,399	147,830	50	15	473,370	107,475

Belknap																				
Total	465	710	479	50,722	49,064	32,999	468	639	540,624	432,511	332,218	396	526	470	144,852	100,167	91,980	231	278	107,527	53,021
None	—	—	—	—	—	—	19	7	8,492	1,330	6,031	19	7	10	2,675	2,970	6,912	19	10	3,697	6,287
Under 25	179	335	295	2,452	4,444	7,586	166	273	22,600	29,583	80,455	129	241	277	7,865	4,781	18,343	31	119	4,981	9,861
25-49	112	183		3,667	5,948		111	175	36,107	46,272		91	114		8,418	6,089		41		4,881	
50-99	67	87	100	4,201	5,546	6,433	66	81	42,220	48,513	66,979	54	70	99	10,410	9,480	15,718	45	72	7,398	9,335
100-199	39	51	53	4,827	6,571	6,894	39	50	48,126	68,983	73,570	39	46	53	17,539	14,996	21,614	32	48	12,552	11,660
200-399	35	30	20	9,134	7,574	5,133	34	29	97,175	64,799	47,718	32	26	20	22,501	18,005	19,593	32	19	20,795	5,908
400-799	18	14	(1)	10,350	7,751	(1)	18	14	104,013	79,594	(1)	18	12	(1)	28,959	14,946	(1)	18	(1)	19,065	(1)
800 and over	15	10	(1)	16,091	11,230	(1)	15	10	181,891	93,437	(1)	14	10	(1)	46,485	28,900	(1)	13	(1)	34,158	(1)
400-699	13	11	7	6,720	5,565	3,203	13	11	73,073	52,305	28,386	13	9	7	18,370	10,196	9,900	13	6	13,044	4,870
700-999	10	6	3	7,930	4,732	2,400	10	6	72,710	56,296	22,061	9	6	3	20,589	10,550	4,600	9	3	14,221	2,600
1000 and over	10	7	1	11,791	8,684	1,350	10	7	140,121	64,430	7,018	10	7	1	36,485	23,100	4,300	9	1	25,958	2,500
Carroll																					
Total	374	711	705	59,264	40,141	40,723	341	684	538,415	377,684	401,397	314	565	701	121,306	99,378	104,281	148	288	92,847	57,909
None	—	—	—	—	—	—	16	16	17,757	5,688	9,360	13	17	7	5,305	2,928	6,278	16	6	8,664	4,805
Under 25	152	375	514	2,107	4,935	11,639	126	341	20,753	42,380	125,054	109	273	507	3,468	5,789	20,703	15	149	1,088	6,362
25-49	105	175		3,544	5,719		93	169	29,369	47,937		90	145		4,807	6,313		34		1,163	
50-99	59	94	109	3,809	5,756	6,942	51	92	36,920	53,356	68,349	51	69	106	7,451	7,773	15,173	31	67	3,574	7,114
100-199	16	37	48	1,999	4,870	6,193	13	36	15,440	35,170	50,855	13	33	48	3,020	10,772	16,045	11	35	2,133	11,273
200-399	15	11	20	3,630	2,847	5,224	15	11	34,106	27,100	40,381	11	11	20	5,000	7,353	11,082	14	17	3,375	6,201
400-799	14	14	(1)	7,375	7,300	(1)	14	14	85,049	67,480	(1)	14	12	(1)	18,755	20,450	(1)	14	(1)	13,650	(1)
800-1599	6	4	(1)	5,650	4,450	(1)	6	4	61,775	43,573	(1)	6	4	(1)	18,000	18,000	(1)	6	(1)	12,700	(1)
1600 and over	7	1	(1)	31,150	4,264	(1)	7	1	237,246	55,000	(1)	7	1	(1)	55,500	20,000	(1)	7	(1)	46,500	(1)
400-699	11	14	11	5,200	7,300	5,375	11	14	59,699	67,480	46,718	11	12	10	15,455	20,450	17,000	11	11	10,750	9,354
700-999	6	1	1	4,675	800	850	6	1	51,050	6,753	4,680	6	1	1	12,100	2,200	2,000	6	1	10,100	800
1000-2499	7	3	1	10,600	3,650	1,000	7	3	106,321	36,820	8,000	7	3	1	22,300	15,800	6,000	7	1	18,100	4,500
2500 and over	3	1	1	23,700	4,264	3,500	3	1	167,000	55,000	48,000	3	1	1	42,400	20,000	10,000	3	1	33,900	7,500
Cheshire																					
Total	654	941	764	88,052	98,793	67,128	606	847	940,131	745,035	590,228	543	751	754	310,504	306,176	159,911	300	375	239,725	94,747
None	—	—	—	—	—	—	22	10	16,062	3,060	9,126	31	9	11	46,640	2,103	2,653	31	14	42,420	2,009
Under 25	285	391	505	3,537	5,394	11,630	242	343	32,461	36,919	111,479	198	289	488	10,476	6,667	21,629	61	168	6,262	7,316
25-49	160	266		5,225	8,536		144	230	39,732	50,750		130	206		9,145	13,256		51		3,598	
50-99	90	122	120	5,679	7,696	7,791	83	107	47,868	47,146	67,951	76	102	117	30,429	12,773	14,415	60	82	24,637	6,479
100-199	41	69	73	4,990	8,645	9,782	38	66	45,492	68,101	93,560	33	60	73	9,825	15,008	19,454	25	58	4,758	11,899
200-399	33	35	39	8,755	8,943	10,061	33	34	98,157	57,095	77,848	32	28	38	29,863	19,660	25,425	31	28	22,006	13,487
400-799	21	35	(1)	10,490	19,574	(1)	20	34	99,345	134,715	(1)	20	34	(1)	18,700	52,175	(1)	18	(1)	9,727	(1)
800-1599	16	15	(1)	18,852	16,220	(1)	16	15	178,811	120,803	(1)	16	15	(1)	51,926	52,484	(1)	16	(1)	39,517	(1)
1600 and over	8	8	(1)	30,524	23,785	(1)	8	8	382,203	226,446	(1)	7	8	(1)	103,500	132,050	(1)	7	(1)	86,800	(1)
400-699	19	28	16	8,990	14,424	8,198	18	28	77,245	103,461	73,164	18	27	16	15,100	39,150	18,207	16	14	7,457	11,185
700-999	5	13	4	4,194	10,300	3,575	5	12	56,325	76,402	26,339	5	13	4	9,548	28,109	9,200	5	4	6,012	7,025
1000-2499	17	14	5	24,538	19,855	5,889	17	14	227,731	162,101	53,261	17	14	5	66,978	76,450	10,928	17	5	48,575	6,347
2500 and over	4	3	2	22,144	15,000	10,202	4	3	299,058	140,000	77,500	3	3	2	82,500	93,000	38,000	3	2	74,000	29,000
Coos																					
Total	592	833	823	26,054	25,428	24,955	542	757	232,565	200,521	218,703	524	653	798	35,788	32,879	45,260	166	329	13,233	21,527
None	—	—	—	—	—	—	18	16	9,738	4,905	6,558	18	15	24	1,611	1,270	2,063	6	16	800	1,272
Under 25	303	469	714	4,113	6,488	15,343	256	400	44,333	49,426	132,411	235	357	666	6,139	6,738	24,529	41	240	1,212	6,849
25-49	176	268		5,854	8,502		160	253	51,288	65,862		165	204		8,278	10,178		55		2,300	
50-99	73	65	79	4,624	3,923	4,676	68	58	46,859	27,339	37,518	67	51	78	6,727	4,774	7,845	38	48	2,939	3,810
100-199	26	20	22	3,226	2,532	2,692	26	19	30,054	21,007	17,712	26	15	22	4,709	4,269	5,788	15	17	1,725	3,736
200-399	7	8	7	1,675	2,183	1,844	7	8	14,218	20,912	18,504	6	8	7	1,988	3,900	3,035	6	7	1,425	2,360
400 and over	7	3	1	6,562	1,800	400	7	3	36,075	11,070	6,000	7	3	1	6,336	1,750	2,000	5	1	2,832	3,500
Grafton																					
Total	1,037	1,590	1,432	88,672	81,085	75,109	992	1,453	918,516	682,718	645,484	850	1,168	1,369	207,932	160,448	175,568	399	640	147,626	102,949
None	—	—	—	—	—	—	35	26	11,577	7,765	3,184	41	14	18	17,104	2,606	901	34	16	13,589	2,636
Under 25	460	799	1,051	6,488	11,230	23,815	417	678	53,335	91,147	220,105	336	541	983	11,168	13,170	41,187	83	356	4,153	17,777
25-49	281	448		9,174	14,646		263	416	68,467	107,988		229	345		13,839	20,162		87		5,927	

[1] Comparison with later censuses may be found in groups below beginning with 400-699.

COUNTY TABLE 1.—CHICKENS ON FARMS 1940, 1935, AND 1930; CHICKEN EGGS PRODUCED AND CHICKENS RAISED 1939, 1934, AND 1929; AND CHICKENS SOLD, 1939 AND 1929; CLASSIFIED BY NUMBER ON HAND—Continued

(Chickens on hand over 4 months old Apr. 1, 1940 and over 3 months old Jan. 1, 1935 and Apr. 1, 1930)

STATE OR COUNTY AND NUMBER OF CHICKENS ON HAND	CHICKENS ON HAND						CHICKEN EGGS PRODUCED					CHICKENS RAISED						CHICKENS SOLD			
	Farms reporting			Number			Farms reporting		Dozens			Farms reporting			Number			Farms reporting		Number	
	1940 (Apr.1)	1935 (Jan.1)	1930 (Aprl)	1940 (Apr. 1)	1935 (Jan. 1)	1930 (Apr. 1)	1939	1934	1939	1934	1929	1939	1934	1929	1939	1934	1929	1939	1929	1939	1929
NEW HAMPSHIRE—Continued																					
Grafton—Contd.																					
50-99	132	198	235	8,141	12,053	14,755	125	190	64,494	82,489	117,880	107	151	226	15,189	22,450	25,958	71	149	8,425	11,740
100-199	75	77	85	9,716	9,736	10,806	66	75	67,824	77,426	101,300	56	53	83	24,289	17,407	18,800	45	67	17,730	11,007
200-399	39	38	36	11,366	9,688	8,859	38	38	92,121	85,180	69,279	33	34	35	21,858	18,575	25,947	34	28	13,357	18,670
400-799	33	17	(1)	16,552	8,882	(1)	31	17	172,508	71,978	(1)	32	17	(1)	31,725	20,758	(1)	30	(1)	23,245	(1)
800-1599	12	12	(1)	14,090	12,950	(1)	12	12	120,190	133,650	(1)	11	12	(1)	31,860	41,120	(1)	10	(1)	22,600	(1)
1600 and over	5	1	(1)	13,145	1,900	(1)	5	1	268,000	25,095	(1)	5	1	(1)	40,900	4,200	(1)	5	(1)	38,600	(1)
400-699	30	16	16	14,292	8,132	8,235	28	16	134,191	65,804	64,304	29	16	16	26,025	19,443	32,175	27	16	18,395	23,119
700-999	7	6	6	5,870	5,281	4,719	7	6	72,907	54,021	47,445	7	6	6	14,460	15,415	17,100	7	6	9,950	9,850
1000-2499	10	8	3	14,825	10,319	3,920	10	8	150,600	110,898	21,987	9	8	2	33,000	31,220	13,500	8	2	23,100	8,150
2500 and over	3	———	———	8,800	———	———	3	———	203,000	———	———	3	———	———	31,000	———	———	3	———	33,000	———
Hillsborough																					
Total	1,407	1,756	1,471	372,574	326,758	234,429	1,322	1,628	4,278,875	2,978,816	2,255,085	1,201	1,587	1,443	1,064,265	925,775	691,307	944	959	820,195	466,118
None	———	———	———	———	———	———	70	47	63,205	34,759	25,297	90	77	35	90,606	23,174	25,843	82	34	72,497	23,036
Under 25	391	540	666	4,696	6,904	16,840	300	426	91,940	64,076	193,014	219	398	626	32,965	14,075	76,284	93	261	26,361	53,976
25-49	200	355		6,762	11,496		174	320	66,546	98,645		160	297		18,797	33,828		86		12,547	
50-99	168	237	264	10,586	16,074	17,431	152	222	124,074	170,123	165,365	136	215	253	27,021	42,696	44,124	106	174	16,475	26,732
100-199	176	187	184	22,882	24,395	23,879	169	181	296,561	213,974	211,708	151	177	179	60,660	66,073	60,186	138	159	43,246	34,137
200-399	179	195	207	48,003	51,905	54,404	169	193	528,701	491,167	485,549	161	190	201	122,976	145,942	134,813	158	187	90,391	92,938
400-799	163	145	(1)	87,657	75,480	(1)	162	143	1,047,529	699,112	(1)	154	139	(1)	252,939	215,361	(1)	153	(1)	199,016	(1)
800-1599	95	72	(1)	102,023	76,273	(1)	91	71	1,135,593	657,776	(1)	95	69	(1)	265,601	211,896	(1)	93	(1)	198,242	(1)
1600-3199	27	21	(1)	56,903	46,181	(1)	27	21	592,245	415,499	(1)	27	21	(1)	137,700	128,030	(1)	27	(1)	102,620	(1)
3200 and over	8	4	(1)	33,062	18,050	(1)	8	4	332,481	133,685	(1)	8	4	(1)	55,000	44,700	(1)	8	(1)	58,800	(1)
400-699	138	125	80	69,614	61,178	38,626	138	123	860,684	555,894	370,139	129	119	79	204,889	173,861	116,906	128	76	160,359	80,184
700-999	64	50	38	51,586	39,727	30,060	60	49	552,689	347,298	299,735	64	49	38	148,228	112,185	102,531	62	37	111,960	67,175
1000-2499	77	57	27	108,980	80,249	37,289	76	57	1,252,839	701,096	348,774	77	55	27	270,223	221,641	88,490	77	26	206,589	56,965
2500 and over	14	10	5	49,465	34,830	15,900	14	10	441,636	301,784	155,504	14	10	5	87,900	92,300	42,130	14	5	79,770	30,975
Merrimack																					
Total	1,100	1,635	1,439	204,235	181,271	134,108	1,032	1,553	2,273,684	1,630,577	1,263,835	948	1,398	1,414	583,826	453,460	400,057	607	807	458,309	265,866
None	———	———	———	———	———	———	57	33	96,369	18,795	12,020	74	29	18	81,892	9,066	13,254	67	19	77,053	13,325
Under 25	401	694	875	5,341	9,011	20,474	320	617	66,830	78,438	200,866	282	529	838	30,712	16,446	49,682	78	333	23,934	24,786
25-49	237	380		7,757	12,063		215	359	84,641	109,038		186	324		21,079	20,552		101		14,223	
50-99	113	215	218	7,214	13,711	13,814	102	206	63,788	106,802	120,852	87	191	215	14,183	25,781	27,816	57	158	8,745	16,023
100-199	109	123	176	14,658	16,196	22,645	106	120	183,001	139,895	201,233	89	112	175	42,229	38,301	56,621	84	146	31,487	33,937
200-399	104	97	108	27,642	24,888	29,100	97	93	275,134	207,107	278,675	96	92	107	74,348	57,433	90,384	92	93	50,938	64,570
400-799	62	75	(1)	32,971	39,184	(1)	62	75	453,172	398,538	(1)	62	72	(1)	89,820	98,712	(1)	59	(1)	69,285	(1)
800-1599	53	41	(1)	56,517	40,635	(1)	53	40	591,407	342,564	(1)	52	39	(1)	137,463	113,670	(1)	50	(1)	109,294	(1)
1600-3199	16	9	(1)	32,400	21,583	(1)	15	9	280,792	198,200	(1)	15	9	(1)	63,400	62,999	(1)	15	(1)	49,050	(1)
3200 and over	5	1	(1)	19,735	4,000	(1)	5	1	178,550	31,200	(1)	5	1	(1)	28,700	10,500	(1)	4	(1)	24,300	(1)
400-699	53	68	36	26,377	34,134	17,866	53	68	329,918	334,375	155,188	53	65	35	75,045	89,043	48,550	51	32	60,835	31,125
700-999	30	30	11	24,844	25,192	8,730	30	30	308,124	243,321	72,232	30	30	11	58,356	69,339	37,050	28	11	47,952	29,400
1000-2499	46	23	13	65,667	31,042	15,479	45	22	634,313	261,779	162,919	44	21	13	143,782	79,600	66,000	43	13	111,342	43,700
2500 and over	7	5	2	24,735	15,034	6,000	7	5	231,566	131,027	59,850	7	5	2	42,200	47,899	10,700	6	2	31,800	9,000

Rockingham																				
Total	1,428	1,820	1,667	349,739	280,982	198,933	1,343	1,723	3,612,778	2,610,100	1,877,961	1,215	1,533	1,698	953,316	765,075	714,556	783	1,046	700,572	442,586
None							112	40	151,704	51,250	34,045	126	37	64	102,969	34,095	29,890	85	47	91,583	23,408
Under 25	484	617	897	6,395	7,933	21,377	377	530	61,712	70,760	209,697	290	438	867	27,391	18,259	60,583	75	341	19,741	30,225
25-49	239	395		7,871	13,079		197	371	65,934	117,007		176	332		17,885	28,625		76		8,810	
50-99	168	275	306	10,420	17,368	20,046	141	267	98,137	152,980	182,977	134	238	306	28,237	34,300	50,263	93	236	17,057	26,050
100-199	163	187	213	20,590	24,057	27,989	149	177	213,104	217,452	250,868	135	160	211	56,624	52,994	86,080	118	185	37,216	51,995
200-399	143	163	137	38,073	43,425	35,531	136	159	406,873	388,830	348,644	131	149	136	113,481	116,526	180,644	118	126	72,869	107,477
400-799	131	115	(1)	70,015	60,814	(1)	131	111	790,009	536,473	(1)	125	114	(1)	185,573	157,849	(1)	123	(1)	124,594	(1)
800-1599	68	50	(1)	74,305	51,484	(1)	68	50	752,557	458,527	(1)	66	48	(1)	165,620	138,927	(1)	65	(1)	112,711	(1)
1600-3199	21	12	(1)	46,170	24,822	(1)	21	12	369,228	246,671	(1)	21	11	(1)	80,536	56,500	(1)	20	(1)	62,191	(1)
3200 and over	11	6	(1)	75,900	38,000	(1)	11	6	703,520	370,150	(1)	11	6	(1)	175,000	127,000	(1)	10	(1)	153,800	(1)
400-699	107	101	66	52,790	50,744	32,370	107	97	597,354	433,101	312,977	102	100	66	133,909	131,549	97,356	101	63	91,664	60,943
700-999	46	40	16	36,165	31,920	12,870	46	40	371,746	295,861	103,385	43	39	16	88,564	87,100	46,100	44	16	59,080	31,390
1000-2499	62	34	29	87,635	49,326	38,100	62	34	859,858	454,709	357,835	62	32	29	185,656	122,427	131,640	59	29	126,252	89,098
2500 and over	16	8	3	89,800	43,130	10,850	16	8	786,356	428,150	77,533	16	8	3	198,600	139,200	32,000	14	3	176,300	22,000
Strafford																					
Total	524	768	665	77,490	74,982	60,601	506	726	747,034	692,089	541,843	447	572	667	268,196	221,827	194,193	213	330	193,092	119,540
None							18	12	11,404	5,205	8,605	30	8	10	86,577	4,232	3,870	22	10	56,028	2,293
Under 25	203	352	430	2,629	4,733	10,073	175	311	20,606	37,966	89,743	130	214	423	8,711	7,121	22,074	23	141	4,484	10,585
25-49	119	169		3,908	5,403		115	164	36,255	38,617		103	139		8,493	10,209		34		4,374	
50-99	75	90	108	4,666	5,493	6,702	74	84	51,596	39,849	61,562	66	69	107	8,230	11,314	14,670	34	72	4,169	8,062
100-199	40	72	66	5,208	9,130	8,195	40	71	49,312	77,770	71,485	35	63	66	12,618	19,002	22,770	25	54	7,947	13,889
200-399	36	47	33	9,858	12,035	8,665	35	47	87,934	113,313	74,281	36	42	33	23,538	27,893	25,029	30	28	14,965	13,006
400-799	33	23	(1)	17,904	12,552	(1)	32	23	163,985	123,705	(1)	30	22	(1)	42,079	47,056	(1)	28	(1)	33,499	(1)
800-1599	11	8	(1)	11,717	9,110	(1)	10	7	128,897	81,320	(1)	10	8	(1)	30,850	28,000	(1)	10	(1)	28,726	(1)
1600-3199	4	6	(1)	9,100	13,326	(1)	4	6	114,425	146,264	(1)	4	6	(1)	24,100	58,000	(1)	4	(1)	20,900	(1)
3200 and over	3	1	(1)	12,500	3,200	(1)	3	1	82,620	28,080	(1)	3	1	(1)	23,000	9,000	(1)	3	(1)	18,000	(1)
400-699	27	17	12	13,604	8,302	6,218	27	17	131,826	77,855	52,746	26	17	12	34,779	35,956	19,300	24	10	26,399	12,645
700-999	12	7	6	9,276	5,050	4,800	10	7	73,991	51,100	42,191	9	6	6	22,950	12,700	14,400	9	6	20,450	9,200
1000-2499	7	11	8	10,641	16,136	10,448	7	10	115,490	162,334	105,430	7	11	8	24,200	55,400	57,080	7	7	19,876	40,860
2500 and over	5	3	2	17,700	8,700	5,500	5	3	168,620	88,080	35,800	5	3	2	38,100	38,000	15,000	5	2	34,400	9,000
Sullivan																					
Total	680	887	1,006	46,092	45,101	45,651	615	801	438,246	343,645	409,865	549	711	1,010	114,077	93,293	101,957	291	505	76,579	55,663
None							38	18	10,287	3,649	6,900	39	14	10	3,450	919	1,351	23	8	3,335	1,670
Under 25	353	461	758	4,679	6,375	16,912	282	382	44,543	47,611	141,709	234	327	753	12,067	8,287	33,227	66	300	6,678	15,042
25-49	163	230		5,392	7,340		142	215	49,331	51,369		132	194		12,764	12,189		71		7,194	
50-99	81	115	160	5,376	7,013	10,169	72	110	45,657	50,660	87,420	69	107	160	9,466	12,186	20,574	57	121	5,232	11,866
100-199	35	42	54	4,569	5,404	6,974	33	40	44,273	45,239	65,996	30	38	53	10,090	18,308	14,219	27	44	6,740	8,295
200-399	19	18	28	5,265	4,169	7,386	19	15	45,628	41,112	68,380	18	13	28	11,615	9,360	23,286	18	26	7,105	13,340
400-799	23	18	(1)	12,076	9,735	(1)	23	17	125,377	82,975	(1)	21	15	(1)	29,350	21,344	(1)	23	(1)	21,585	(1)
800 and over	6	5	(1)	8,735	5,085	(1)	6	4	73,150	21,030	(1)	6	3	(1)	25,275	10,700	(1)	6	(1)	18,710	(1)
400-699	20	13	5	9,900	6,135	2,210	20	12	103,736	54,465	20,960	18	11	5	24,950	12,644	4,100	20	5	18,985	2,050
700-999	6	7	-----	4,886	5,365	-------	6	7	36,201	41,260	-------	6	5	-----	11,450	12,800	-------	6	-----	6,710	-------
1000 and over	3	3	1	6,025	3,300	2,000	3	2	58,590	8,280	18,500	3	2	1	18,225	6,600	5,200	3	1	14,600	3,400
NEW JERSEY																					
Total	18,692	22,541	20,629	5,388,339	4,820,136	4,096,656	17,696	21,216	46,908,986	36,444,614	35,956,313	16,913	18,707	20,088	10,039,965	7,812,003	7,994,678	10,886	13,089	6,226,594	4,343,236
None							436	69	513,116	183,112	166,233	689	107	250	1,063,531	205,939	212,865	509	203	958,234	209,224
Under 25	3,255	3,610	6,821	47,075	52,620	173,766	2,724	2,976	343,719	277,505	1,345,515	2,374	2,513	6,354	233,160	138,943	584,250	668	2,497	162,013	325,316
25-49	3,602	4,373		116,536	139,897		3,247	4,091	724,113	733,951		2,967	3,529		330,421	243,834		1,050		188,928	
50-99	3,173	4,632	4,547	196,337	283,708	287,348	2,924	4,411	1,269,391	1,562,754	2,131,273	2,742	3,896	4,421	481,746	457,793	700,297	1,544	2,897	267,588	388,992
100-199	2,477	3,744	3,693	309,982	465,510	466,540	2,340	3,604	2,224,506	2,924,152	3,525,497	2,222	3,177	3,622	675,545	764,824	946,467	1,742	2,789	401,991	512,643
200-399	2,262	2,758	2,589	590,277	703,651	668,191	2,176	2,695	4,579,892	4,877,001	5,410,528	2,111	2,372	2,525	1,043,053	1,099,892	1,180,880	1,850	2,091	589,497	591,299
400-799	1,961	1,920	(1)	1,041,539	1,013,756	(1)	1,918	1,893	9,041,789	8,178,126	(1)	1,884	1,697	(1)	1,860,919	1,625,660	(1)	1,719	(1)	931,919	(1)
800-1599	1,337	1,135	(1)	1,438,610	1,205,553	(1)	1,816	1,115	13,448,678	10,017,497	(1)	1,308	1,060	(1)	2,087,876	1,812,424	(1)	1,228	(1)	1,188,064	(1)

[1] Comparison with later censuses may be found in groups below beginning with 400-699.

COUNTY TABLE 1.—CHICKENS ON FARMS 1940, 1935, AND 1930; CHICKEN EGGS PRODUCED AND CHICKENS RAISED 1939, 1934, AND 1929; AND CHICKENS SOLD, 1939 AND 1929; CLASSIFIED BY NUMBER ON HAND—Continued

(Chickens on hand over 4 months old Apr. 1, 1940 and over 3 months old Jan. 1, 1935 and Apr. 1, 1930)

STATE OR COUNTY AND NUMBER OF CHICKENS ON HAND	CHICKENS ON HAND						CHICKEN EGGS PRODUCED					CHICKENS RAISED						CHICKENS SOLD			
	Farms reporting			Number			Farms reporting		Dozens			Farms reporting			Number			Farms reporting		Number	
	1940 (Apr.1)	1935 (Jan.1)	1930 (Apr.1)	1940 (Apr. 1)	1935 (Jan. 1)	1930 (Apr. 1)	1939	1934	1939	1934	1929	1939	1934	1929	1939	1934	1929	1939	1929	1939	1929
NEW JERSEY—Con.																					
1600-3199	524	313	(1)	1,110,662	665,498	(1)	518	308	10,608,425	5,664,520	(1)	517	302	(1)	1,670,302	1,032,781	(1)	499	(1)	1,013,547	(1)
3200 and over	101	56	(1)	537,321	289,943	(1)	97	54	4,155,357	2,025,996	(1)	99	54	(1)	793,412	429,813	(1)	97	(1)	524,813	(1)
400-699	1,646	1,636	1,547	817,413	811,391	766,200	1,607	1,613	6,984,513	6,439,625	6,721,725	1,575	1,443	1,510	1,346,858	1,294,847	1,303,621	1,438	1,337	750,809	660,422
700-999	812	699	648	641,988	551,417	512,289	798	688	5,989,151	4,618,979	4,918,032	790	635	638	934,582	832,515	836,724	737	568	530,251	451,694
1000-2499	1,219	949	705	1,737,818	1,290,167	940,881	1,203	932	16,466,751	10,857,122	8,999,166	1,200	899	690	2,520,410	1,984,288	1,638,425	1,133	634	1,471,511	870,164
2500 and over	246	140	79	930,913	521,775	281,441	241	137	7,813,834	3,970,413	2,738,344	243	136	78	1,410,659	789,028	591,149	235	73	905,772	333,482
Atlantic																					
Total	961	1,086	1,170	431,812	399,824	331,515	922	1,066	4,386,962	3,350,523	3,063,373	899	950	1,155	769,309	595,410	596,080	569	681	445,801	325,129
None	-----	-----	-----	-----	-----	-----	25	16	58,778	48,449	2,725	34	14	10	26,148	8,140	1,136	19	7	21,922	976
Under 25	158	121	419	2,527	1,745	9,869	129	108	13,401	15,531	90,871	128	82	408	11,111	3,779	25,986	28	86	7,357	10,780
25-49	190	186		5,979	6,361		172	178	31,184	35,459		161	157		11,833	9,295		49		9,526	
50-99	96	176	168	5,454	11,026	10,380	85	171	32,636	74,214	98,288	81	153	161	21,423	17,724	20,719	35	84	14,645	8,926
100-199	74	122	125	9,775	15,502	16,677	71	116	69,509	130,582	156,146	67	95	124	19,030	22,656	37,632	48	94	10,964	21,855
200-399	101	159	154	27,433	40,970	41,357	99	158	238,051	321,298	386,618	91	145	151	57,971	68,324	78,140	80	129	34,220	41,587
400-799	149	146	(1)	81,167	80,889	(1)	148	145	795,029	676,450	(1)	147	135	(1)	143,988	124,050	(1)	133	(1)	77,472	(1)
800-1599	128	129	(1)	136,797	138,961	(1)	128	127	1,289,927	1,150,272	(1)	126	122	(1)	199,955	218,116	(1)	115	(1)	117,795	(1)
1600-3199	55	45	(1)	121,430	97,170	(1)	55	45	1,359,462	853,468	(1)	54	45	(1)	205,650	116,826	(1)	52	(1)	115,000	(1)
3200 and over	10	2	(1)	41,250	7,200	(1)	10	2	498,985	44,800	(1)	10	2	(1)	72,200	6,500	(1)	10	(1)	36,900	(1)
400-699	123	120	136	62,599	62,359	68,855	122	119	606,742	512,687	640,085	121	111	134	117,463	95,735	114,595	108	122	62,773	68,329
700-999	73	72	78	58,228	57,251	63,334	73	71	575,515	479,609	610,808	72	67	78	83,885	76,783	113,222	71	74	52,556	67,187
1000-2499	116	114	85	163,867	159,110	104,343	116	113	1,624,512	1,320,949	930,309	114	110	84	247,545	243,924	179,950	103	80	142,888	88,739
2500 and over	30	16	5	95,950	45,500	16,700	30	16	1,136,634	411,745	147,523	30	16	5	172,900	49,050	24,700	28	5	88,950	16,750
Bergen																					
Total	371	396	495	112,538	109,764	134,295	339	390	976,104	948,977	1,301,752	301	333	487	287,678	184,829	239,897	201	227	232,855	124,531
None	-----	-----	-----	-----	-----	-----	10	1	9,651	100	8,570	19	1	3	93,499	50	1,712	13	3	91,720	1,112
Under 25	54	60	181	802	904	4,397	37	57	3,012	6,127	31,105	26	42	176	823	831	7,191	3	25	162	942
25-49	72	77		2,408	2,406		63	74	14,006	20,642		52	63		8,225	2,415		15		6,018	
50-99	54	61	76	3,260	3,655	4,707	47	61	17,799	29,619	35,419	39	50	74	4,302	3,776	7,520	14	20	1,085	1,517
100-199	41	47	61	5,108	6,080	7,826	38	47	39,957	57,830	62,991	29	41	60	8,268	12,125	12,692	22	25	6,621	3,552
200-399	59	67	67	15,745	16,875	18,067	55	66	121,741	150,020	161,173	48	62	65	26,211	32,880	35,836	47	59	16,798	18,586
400-799	46	50	(1)	24,405	26,884	(1)	44	50	222,492	244,779	(1)	44	43	(1)	42,300	51,852	(1)	43	(1)	34,598	(1)
800-1599	34	26	(1)	34,310	28,060	(1)	34	26	293,391	232,610	(1)	33	23	(1)	51,750	34,100	(1)	33	(1)	29,880	(1)
1600 and over	11	8	(1)	26,500	24,900	(1)	11	8	254,055	207,250	(1)	11	8	(1)	52,300	46,800	(1)	11	(1)	45,973	(1)
400-699	41	42	55	20,780	21,234	27,332	39	42	193,410	195,579	259,352	39	37	54	38,200	41,068	46,721	38	46	31,403	20,443
700-999	23	19	24	18,985	14,810	18,129	23	19	168,099	127,100	181,662	23	17	24	23,550	25,084	30,905	22	21	12,556	15,699
1000-2499	22	19	26	30,450	26,300	35,537	22	19	275,579	238,210	367,230	21	16	26	48,900	39,300	70,520	22	23	31,619	41,880
2500 and over	5	4	5	15,000	17,500	18,300	5	4	132,850	123,750	194,250	5	4	5	35,700	27,300	26,800	5	5	34,873	20,800
Burlington																					
Total	1,316	1,667	1,638	216,827	226,454	158,056	1,237	1,506	1,730,285	1,183,593	1,239,095	1,226	1,463	1,584	581,317	473,336	504,696	955	1,258	398,852	342,300
None	-----	-----	-----	-----	-----	-----	45	2	20,571	880	5,983	77	5	32	56,482	1,125	13,196	63	29	50,845	11,395
Under 25	266	295	717	3,606	4,283	18,093	219	222	42,921	15,854	131,417	198	191	652	34,960	13,878	89,088	110	404	26,601	58,989
25-49	303	344		9,697	11,260		271	317	78,398	40,436		258	296		59,862	31,954		171		45,039	

50-99	294	368	487	18,285	22,598	30,531	273	341	125,111	94,893	213,717	262	341	472	65,972	55,656	128,449	206	418	43,997	91,949
100-199	192	329	267	23,118	40,313	32,407	179	309	143,384	158,384	226,849	181	310	263	74,464	100,786	108,629	164	249	48,885	80,686
200-399	121	202	86	29,833	50,391	21,836	114	190	191,637	195,317	181,324	113	192	84	60,178	102,491	51,029	108	81	37,091	34,488
400-799	76	92	(1)	39,312	47,045	(1)	73	89	303,500	296,079	(1)	74	92	(1)	75,179	83,124	(1)	70	(1)	44,439	(1)
800-1599	43	29	(1)	43,326	28,688	(1)	42	29	398,826	194,564	(1)	42	28	(1)	70,470	54,372	(1)	42	(1)	48,819	(1)
1600-3199	18	7	(1)	37,400	15,676	(1)	18	7	333,870	187,186	(1)	18	7	(1)	62,000	25,950	(1)	18	(1)	40,550	(1)
3200 and over	3	1	(1)	12,250	6,000	(1)	3	-----	92,067	----------	(1)	3	1	(1)	21,750	4,000	(1)	3	(1)	12,586	(1)
400-699	67	81	57	32,947	39,175	28,385	64	78	245,655	219,130	238,683	65	81	57	65,254	65,696	61,560	61	55	38,066	33,824
700-999	28	25	9	22,435	19,679	7,354	28	25	240,059	151,549	60,223	27	24	9	39,275	39,875	14,695	28	8	24,610	8,709
1000-2499	37	19	14	51,656	24,779	16,950	36	19	407,952	182,667	141,529	37	19	14	80,520	45,075	33,550	36	13	57,782	18,410
2500 and over	8	4	1	25,250	13,976	2,500	8	3	234,597	124,483	39,370	8	4	1	44,350	16,800	4,500	8	1	25,936	3,850
Camden																					
Total	546	716	710	72,194	69,156	76,376	526	668	592,504	500,181	691,741	529	645	706	150,059	95,949	153,215	191	289	95,875	76,719
None	-----	-----	-----	--------	--------	--------	16	1	5,906	20	20	21	1	6	29,502	20	1,305	12	3	25,775	1,200
Under 25	191	299	450	2,683	3,958	9,759	171	264	17,008	7,665	68,113	167	265	441	4,589	4,436	25,806	20	98	1,275	8,957
25-49	156	162		5,021	5,015		148	156	28,594	15,373		149	149		9,521	5,253		27		2,864	
50-99	77	115	112	4,477	6,636	6,627	74	111	30,386	17,805	52,942	75	109	112	11,639	8,340	15,431	36	69	5,511	6,743
100-199	31	53	58	3,910	6,482	7,454	31	52	24,574	40,070	52,178	30	47	58	8,038	9,975	13,959	18	40	3,785	5,437
200-399	36	39	41	8,823	10,205	10,825	33	38	54,034	98,966	97,667	33	33	41	17,005	13,425	22,538	27	37	9,988	11,182
400-799	33	39	(1)	17,460	13,460	(1)	32	28	154,214	94,039	(1)	32	25	(1)	31,265	19,950	(1)	32	(1)	20,623	(1)
800-1599	15	15	(1)	15,800	15,300	(1)	14	14	125,424	180,533	(1)	15	12	(1)	23,250	20,350	(1)	12	(1)	15,665	(1)
1600 and over	7	4	(1)	14,000	8,100	(1)	7	4	152,364	45,710	(1)	7	4	(1)	15,250	14,200	(1)	7	(1)	10,389	(1)
400-699	29	28	24	14,630	12,760	12,151	28	27	127,724	91,959	115,009	28	24	24	24,465	19,350	25,235	28	20	17,573	15,219
700-999	10	9	17	7,950	7,500	13,510	10	8	79,026	119,505	136,158	10	7	16	15,200	14,350	21,841	10	14	9,340	10,631
1000 and over	16	11	8	24,700	16,600	16,050	15	11	225,252	108,818	169,654	16	10	8	30,100	20,800	27,100	13	8	19,764	17,350
Cape May																					
Total	309	571	298	115,402	101,033	71,746	307	537	948,540	921,351	632,208	305	489	298	169,489	160,859	147,949	226	187	98,684	69,328
None	-----	-----	-----	--------	--------	--------	8	-----	6,582	----------	1,200	13	2	4	4,514	2,600	10,800	11	3	7,169	9,350
Under 25	41	151	93	619	2,278	2,542	36	133	2,925	9,608	17,928	35	112	91	4,477	4,186	5,109	19	40	3,814	2,201
25-49	41	137		1,393	4,229		37	133	7,252	23,732		39	118		2,644	9,446		16		993	
50-99	64	111	59	3,971	6,661	3,573	63	105	26,265	32,464	26,611	61	104	58	8,544	11,922	7,797	38	35	4,533	2,974
100-199	50	57	56	5,991	6,668	6,769	50	53	44,365	36,931	54,096	46	51	56	9,020	10,420	12,514	38	41	4,652	8,216
200-399	23	44	34	5,700	11,713	8,865	23	42	24,029	103,144	73,613	22	35	33	8,870	15,700	15,075	21	22	6,325	5,870
400-799	44	30	(1)	24,620	16,155	(1)	44	30	247,667	169,436	(1)	44	29	(1)	34,545	29,025	(1)	40	(1)	20,460	(1)
800-1599	30	33	(1)	32,508	35,245	(1)	30	33	259,225	380,933	(1)	29	31	(1)	45,975	44,910	(1)	28	(1)	21,903	(1)
1600-3199	13	7	(1)	25,300	14,600	(1)	13	7	210,553	139,460	(1)	13	6	(1)	31,400	28,100	(1)	15	(1)	28,835	(1)
3200 and over	3	1	(1)	15,300	3,484	(1)	3	1	119,677	25,643	(1)	3	1	(1)	19,500	4,550	(1)				
400-699	31	24	26	15,270	11,830	13,400	31	24	129,759	117,098	120,624	31	23	26	24,275	22,025	24,900	29	21	13,235	9,042
700-999	25	15	11	19,120	12,115	8,775	25	15	182,450	147,138	82,504	24	15	11	21,145	14,900	17,660	22	8	12,400	5,800
1000-2499	30	29	18	45,338	36,455	23,700	30	29	379,796	379,393	219,596	30	26	18	64,700	49,110	51,150	29	16	35,363	23,159
2500 and over	4	3	1	18,000	9,084	4,122	4	3	145,117	71,843	36,036	4	3	1	21,300	20,550	2,944	3	1	10,200	2,716
Cumberland																					
Total	1,945	2,581	1,964	635,831	712,541	656,831	1,879	2,342	5,766,625	5,520,790	6,384,772	1,829	2,037	1,759	1,232,952	974,158	1,114,919	1,095	1,396	732,644	640,513
None	-----	-----	-----	--------	--------	--------	43	27	43,144	81,257	41,287	81	26	48	163,886	46,145	22,332	54	31	137,792	21,145
Under 25	476	581	630	6,691	8,205	15,561	430	424	44,444	43,532	113,457	376	372	472	29,546	16,282	51,232	104	261	18,295	29,713
25-49	377	484		11,887	15,372		355	442	59,574	64,274		346	368		31,155	22,131		114		14,766	
50-99	272	402	311	16,435	24,677	19,419	258	371	83,550	120,851	139,966	253	335	284	42,481	37,939	52,381	143	232	21,653	31,983
100-199	157	298	221	19,124	37,168	28,370	150	282	150,140	219,402	210,132	143	252	205	46,652	59,711	69,593	115	187	29,091	38,367
200-399	152	244	212	41,205	65,492	57,533	146	235	364,292	494,750	511,979	144	194	197	93,074	86,401	97,861	119	161	57,384	52,984
400-799	213	285	(1)	116,326	156,139	(1)	205	280	984,758	1,203,493	(1)	198	226	(1)	194,028	184,189	(1)	180	(1)	112,354	(1)
800-1599	224	213	(1)	241,620	223,251	(1)	219	209	2,397,553	1,818,645	(1)	216	195	(1)	367,012	273,330	(1)	196	(1)	198,339	(1)
1600-3199	64	63	(1)	134,943	127,552	(1)	63	61	1,232,740	1,050,853	(1)	62	59	(1)	211,018	175,830	(1)	60	(1)	113,070	(1)
3200 and over	10	11	(1)	47,600	54,685	(1)	10	11	406,430	423,733	(1)	10	10	(1)	54,100	72,200	(1)	10	(1)	29,900	(1)
400-699	173	235	252	87,749	120,599	127,274	165	231	724,000	939,268	1,185,892	160	187	230	152,373	144,842	190,374	146	213	91,251	91,475
700-999	128	137	142	102,893	109,315	112,579	123	134	1,011,264	833,605	1,113,251	120	114	134	161,357	117,387	146,734	102	123	79,423	91,224
1000-2499	183	179	183	256,897	248,603	249,295	182	175	2,497,147	2,089,754	2,553,534	179	169	176	380,028	315,370	385,212	171	175	205,889	222,322
2500 and over	27	21	13	92,950	83,110	46,800	27	21	789,070	634,097	495,274	27	20	13	132,400	127,950	99,200	27	13	77,100	61,300

[1] Comparison with later censuses may be found in groups below beginning with 400-699.

COUNTY TABLE 1.—CHICKENS ON FARMS 1940, 1935, AND 1930; CHICKEN EGGS PRODUCED AND CHICKENS RAISED 1939, 1934, AND 1929; AND CHICKENS SOLD, 1939 AND 1929; CLASSIFIED BY NUMBER ON HAND—Continued

(Chickens on hand over 4 months old Apr. 1, 1940 and over 3 months old Jan. 1, 1935 and Apr. 1, 1930)

STATE OR COUNTY AND NUMBER OF CHICKENS ON HAND	CHICKENS ON HAND						CHICKEN EGGS PRODUCED					CHICKENS RAISED						CHICKENS SOLD			
	Farms reporting			Number			Farms reporting		Dozens			Farms reporting			Number			Farms reporting		Number	
	1940 (Apr.1)	1935 (Jan.1)	1930 (Apr.1)	1940 (Apr. 1)	1935 (Jan. 1)	1930 (Apr. 1)	1939	1934	1939	1934	1929	1939	1934	1929	1939	1934	1929	1939	1929	1939	1929
NEW JERSEY—Con.																					
Essex																					
Total	113	132	159	65,200	39,190	36,664	106	126	529,625	259,953	331,233	96	107	149	183,646	46,467	77,944	53	62	148,326	36,741
None	—	—	—	—	—	—	5	—	22,359	—	4,380	1	—	1	150	—	300	6	1	2,125	300
Under 25	21	21	57	303	344	1,340	17	18	1,477	1,766	8,701	14	16	54	353	2,715	1,902	—	6	—	304
25-49	27	31		931	938		24	29	6,242	5,624		25	23		1,448	915		2		80	
50-99	16	31	27	998	1,900	1,782	12	31	6,960	13,329	12,013	13	24	25	1,347	2,412	2,106	5	9	400	391
100-199	14	12	28	1,679	1,525	3,814	13	12	10,417	9,128	27,349	10	11	23	2,125	1,725	5,850	11	11	1,080	1,150
200-399	13	16	24	3,600	4,245	5,986	13	15	19,364	30,440	44,846	12	13	23	5,550	4,775	18,636	10	18	3,200	12,465
400-799	12	11	(1)	6,500	5,600	(1)	12	11	61,923	36,675	(1)	11	10	(1)	13,750	6,100	(1)	10	(1)	8,100	(1)
800-1599	6	4	(1)	6,742	4,800	(1)	6	4	54,366	34,958	(1)	6	4	(1)	11,550	7,400	(1)	5	(1)	7,950	(1)
1600-3199	1	5	(1)	2,200	11,838	(1)	1	5	26,950	92,033	(1)	1	5	(1)	43,674	12,925	(1)	1	(1)	31,524	(1)
3200 and over	3	1	(1)	42,247	8,000	(1)	3	1	319,567	36,000	(1)	3	1	(1)	103,699	7,500	(1)	3	(1)	93,867	(1)
400-699	10	11	7	5,100	5,600	2,900	10	11	41,320	36,675	27,947	9	10	7	12,900	6,100	4,700	8	4	7,600	1,150
700-999	5	1	9	3,900	800	7,342	5	1	39,853	4,800	72,009	5	1	9	4,650	900	10,621	5	7	3,200	4,431
1000-2499	4	5	5	6,442	7,785	7,000	4	5	62,066	48,708	69,058	4	5	5	51,424	11,000	12,329	3	4	36,774	4,950
2500 and over	3	4	2	42,247	16,053	6,500	3	4	319,567	109,483	64,930	3	4	2	103,699	15,925	21,500	3	2	93,867	11,600
Gloucester																					
Total	1,254	1,927	1,807	274,760	273,706	231,385	1,193	1,777	2,154,418	1,862,113	1,706,387	1,150	1,639	1,748	554,454	454,449	471,188	703	1,110	341,688	259,421
None	—	—	—	—	—	—	32	4	13,164	5,325	3,496	59	7	16	53,157	13,325	4,088	43	16	47,048	3,883
Under 25	260	474	898	3,881	6,887	21,425	218	400	17,927	27,950	140,244	185	377	846	19,010	23,771	74,410	67	376	12,761	43,473
25-49	323	507		10,400	16,009		298	470	45,532	64,094		278	431		25,082	28,789		105		12,087	
50-99	243	405	396	14,610	24,126	24,457	230	379	68,971	92,572	146,188	224	340	387	34,028	39,744	63,654	129	286	17,772	37,958
100-199	128	240	228	15,940	29,289	28,221	121	230	81,608	136,692	168,208	109	207	224	38,773	42,612	60,304	95	190	24,298	34,570
200-399	121	151	150	31,729	34,125	32,669	116	125	192,373	213,361	202,881	118	119	126	65,635	55,390	57,677	96	108	40,595	31,008
400-799	81	95	(1)	43,198	51,750	(1)	80	95	407,198	431,927	(1)	79	87	(1)	71,969	78,605	(1)	74	(1)	41,727	(1)
800-1599	68	55	(1)	77,067	60,000	(1)	68	54	672,213	472,111	(1)	68	51	(1)	103,850	87,150	(1)	66	(1)	54,324	(1)
1600-3199	26	17	(1)	54,645	36,411	(1)	26	17	490,802	310,628	(1)	26	17	(1)	112,150	60,000	(1)	24	(1)	67,810	(1)
3200 and over	4	3	(1)	23,290	15,109	(1)	4	3	164,630	107,453	(1)	4	3	(1)	30,800	25,063	(1)	4	(1)	23,266	(1)
400-699	70	75	91	35,278	37,430	44,063	69	75	317,839	329,168	328,816	68	69	88	62,969	54,705	84,460	63	78	35,713	43,518
700-999	29	36	25	22,670	28,020	19,450	29	36	205,138	215,849	161,148	29	33	25	31,850	44,950	35,225	29	24	16,754	23,840
1000-2499	69	51	36	98,117	68,800	50,500	69	50	865,051	558,111	453,791	69	48	33	139,650	101,800	70,870	67	30	81,394	34,313
2500 and over	11	8	3	42,155	29,020	10,600	11	8	346,815	218,991	101,615	11	8	3	84,300	49,363	20,500	9	2	53,266	7,058
Hudson																					
Total	17	43	33	630	3,781	1,942	14	43	2,530	17,450	16,550	6	38	33	194	5,290	3,021	—	12	—	579
None	—	—	—	—	—	—	—	—	—	—	—	1	—	—	75	—	—	—	—	—	—
Under 25	4	9	14	52	175	347	3	9	185	460	2,795	1	9	14	14	200	601	—	3	—	85
25-49	7	9		213	266		5	9	595	1,040		4	8		105	300		—		—	
50 and over	6	25	19	365	3,340	1,595	6	25	1,750	15,950	13,755	—	21	19	—	4,790	2,420	—	9	—	494
Hunterdon																					
Total	2,140	2,246	2,255	720,214	581,792	508,431	2,050	2,169	6,182,395	4,088,504	4,080,014	1,929	1,676	2,230	1,224,664	1,000,856	868,161	1,500	1,403	725,262	428,260
None	—	—	—	—	—	—	38	3	29,705	4,360	10,225	56	11	15	72,670	103,024	31,772	42	12	66,300	30,370
Under 25	189	116	347	2,627	1,682	9,362	149	97	29,980	9,629	81,040	122	28	339	12,433	3,997	31,983	38	95	7,982	18,360
25-49	252	220		7,538	7,302		210	208	62,076	52,566		179	150		19,628	15,022		62		10,430	

50-99	249	391	376	16,030	24,277	24,465	233	382	153,460	165,255	202,959	197	254	370	31,481	32,383	46,749	121	194	15,635	19,626
100-199	312	480	586	40,433	61,268	74,957	293	460	342,214	397,713	600,901	270	349	576	78,596	79,314	121,789	210	370	39,901	52,235
200-399	512	571	554	135,043	147,220	144,210	494	559	1,152,708	986,471	1,103,013	481	464	541	217,509	203,495	238,298	437	402	114,134	107,858
400-799	434	340	(1)	227,276	175,934	(1)	422	335	1,958,623	1,281,759	(1)	413	303	(1)	334,278	268,241	(1)	385	(1)	185,975	(1)
800-1599	167	103	(1)	170,517	104,256	(1)	166	101	1,494,446	785,115	(1)	166	93	(1)	219,919	164,802	(1)	161	(1)	125,884	(1)
1600-3199	37	22	(1)	77,310	47,053	(1)	37	22	691,103	348,439	(1)	37	22	(1)	128,250	114,078	(1)	36	(1)	79,521	(1)
3200 and over	8	3	(1)	43,440	12,800	(1)	8	2	268,080	57,197	(1)	8	2	(1)	109,900	16,500	(1)	8	(1)	79,500	(1)
400-699	373	297	274	183,960	145,269	132,459	362	293	1,531,598	1,046,385	997,461	353	264	272	272,784	214,592	197,704	329	235	148,202	93,887
700-999	140	90	67	109,508	70,266	52,548	139	89	1,027,912	558,052	475,170	139	82	67	153,763	117,169	68,595	133	52	90,495	30,147
1000-2499	114	72	49	152,635	95,908	64,430	113	70	1,294,989	680,146	551,045	113	66	48	192,700	181,360	121,271	109	41	110,283	69,177
2500 and over	19	9	2	72,440	28,800	6,000	19	8	557,753	187,927	58,200	19	8	2	173,100	50,500	10,000	19	2	121,900	6,600
Mercer																					
Total	868	1,000	984	221,451	204,143	158,088	841	958	1,770,455	1,365,885	1,318,951	802	765	980	407,467	295,011	335,935	590	764	235,413	195,155
None	----	----	----	----	----	----	24	1	14,808	12	360	37	3	5	30,935	950	5,995	22	4	26,014	5,350
Under 25	115	108	266	1,679	1,608	7,125	100	94	14,275	7,319	57,784	76	46	262	10,596	5,393	32,942	29	145	7,247	21,260
25-49	161	166		5,247	5,294		151	158	41,538	27,415		128	112		20,577	8,501		54		11,652	
50-99	143	240	258	9,092	14,811	16,814	133	235	57,194	76,655	118,278	129	188	257	28,312	23,652	41,398	88	191	17,384	22,775
100-199	151	220	229	19,137	27,514	28,629	139	211	123,504	164,388	220,033	137	181	226	43,462	40,422	60,330	126	209	22,944	37,302
200-399	146	134	154	38,887	33,355	39,275	142	129	285,075	211,164	313,480	143	119	153	72,815	48,658	74,600	127	141	40,123	40,496
400-799	93	85	(1)	49,002	41,194	(1)	93	83	385,986	297,153	(1)	93	73	(1)	76,345	54,445	(1)	85	(1)	39,539	(1)
800-1599	43	38	(1)	44,375	42,600	(1)	43	38	414,454	343,131	(1)	43	35	(1)	70,775	58,900	(1)	43	(1)	43,610	(1)
1600-3199	11	5	(1)	23,032	11,267	(1)	11	5	206,756	70,648	(1)	11	4	(1)	28,650	11,490	(1)	11	(1)	14,300	(1)
3200 and over	5	4	(1)	31,000	26,500	(1)	5	4	226,865	168,000	(1)	5	4	(1)	25,000	42,600	(1)	5	(1)	12,600	(1)
400-699	79	80	37	39,102	37,644	18,610	79	78	316,032	268,243	157,778	79	68	37	63,475	47,145	31,791	72	34	32,964	16,893
700-999	33	15	22	25,675	12,000	17,550	33	15	213,873	101,704	158,710	33	14	22	39,545	25,700	32,091	32	22	23,110	21,020
1000-2499	31	31	16	40,800	39,750	21,585	31	31	385,373	317,221	205,362	31	28	16	59,250	46,800	46,788	31	16	33,275	21,559
2500 and over	9	6	2	41,632	32,167	8,500	9	6	318,783	191,764	89,166	9	6	2	38,500	47,790	10,000	9	2	20,700	8,500
Middlesex																					
Total	916	1,085	908	206,261	188,636	135,582	850	1,044	1,732,597	1,422,443	1,229,578	819	993	912	501,158	375,302	289,636	509	551	321,976	146,788
None	----	----	----	----	----	----	14	1	22,960	25	1,430	25	1	7	103,421	150	2,035	21	4	76,540	1,615
Under 25	143	170	322	2,086	2,474	8,724	118	143	17,161	12,398	71,106	100	144	321	11,047	11,446	24,963	31	128	6,175	11,846
25-49	219	246		7,102	8,084		198	239	44,106	45,292		183	227		20,930	15,346		70		8,841	
50-99	192	266	275	11,681	16,197	17,092	172	263	76,106	86,911	121,966	170	245	274	53,419	26,762	40,331	94	181	38,134	21,185
100-199	131	174	180	16,241	21,489	19,730	126	169	128,333	126,262	124,552	123	163	159	52,259	51,658	33,129	95	119	53,943	15,492
200-399	86	100	69	21,780	25,680	17,099	82	100	177,707	188,483	127,931	80	90	89	38,655	43,590	34,308	69	57	18,898	15,652
400-799	77	80	(1)	41,200	43,230	(1)	75	80	368,922	336,554	(1)	71	74	(1)	70,285	91,500	(1)	72	(1)	39,168	(1)
800-1599	51	35	(1)	54,660	34,082	(1)	48	35	453,711	274,480	(1)	50	35	(1)	70,529	52,750	(1)	41	(1)	33,752	(1)
1600-3199	12	12	(1)	26,800	23,400	(1)	12	12	221,912	221,620	(1)	12	12	(1)	32,250	45,100	(1)	12	(1)	19,525	(1)
3200 and over	5	2	(1)	24,711	14,000	(1)	5	2	221,679	130,418	(1)	5	2	(1)	48,563	37,000	(1)	4	(1)	27,000	(1)
400-699	66	65	38	33,300	32,530	18,267	64	65	308,042	247,329	197,458	60	59	38	58,385	75,600	27,140	62	29	32,198	13,234
700-999	27	34	24	21,010	26,310	19,772	26	34	179,369	206,770	222,346	26	34	24	34,050	37,700	36,785	22	17	16,850	16,200
1000-2499	43	28	16	57,550	41,872	22,599	41	28	427,455	378,555	222,549	43	28	16	64,429	76,050	36,945	37	12	31,397	17,447
2500 and over	9	2	4	35,511	14,000	12,279	9	2	351,358	130,418	140,242	9	2	4	64,563	37,000	54,000	8	4	39,000	34,117
Monmouth																					
Total	1,736	2,103	1,722	622,808	432,494	317,459	1,595	1,979	4,985,596	3,280,811	3,015,066	1,594	1,767	1,726	1,108,254	668,364	708,816	989	1,045	661,297	390,707
None	----	----	----	----	----	----	55	2	77,825	6,900	14,419	100	7	36	105,026	2,300	41,810	69	29	93,949	39,493
Under 25	270	336	677	4,067	4,798	18,287	228	289	23,032	32,095	159,909	200	241	658	28,257	8,222	60,165	45	245	21,021	31,410
25-49	313	457		10,036	14,450		258	434	52,392	82,756		243	387		32,633	21,751		86		18,831	
50-99	308	504	446	18,875	30,673	27,133	256	483	101,896	176,840	207,480	249	429	441	37,391	50,693	88,634	115	291	17,983	40,420
100-199	232	319	236	28,504	38,903	28,787	212	296	178,597	231,257	245,126	215	275	231	71,857	53,235	57,586	165	185	41,350	30,860
200-399	184	172	149	47,395	43,190	38,574	171	169	325,084	264,693	329,510	171	139	148	93,927	66,015	78,519	139	115	50,459	39,599
400-799	171	148	(1)	90,098	78,651	(1)	164	144	697,234	683,245	(1)	164	132	(1)	146,477	132,820	(1)	138	(1)	78,255	(1)
800-1599	156	134	(1)	169,450	144,528	(1)	151	130	1,509,007	1,144,380	(1)	152	126	(1)	271,356	213,228	(1)	137	(1)	140,443	(1)
1600-3199	92	30	(1)	191,850	64,600	(1)	89	29	1,686,958	521,312	(1)	89	28	(1)	250,930	94,100	(1)	84	(1)	150,550	(1)
3200 and over	12	3	(1)	62,535	12,700	(1)	11	3	333,571	87,333	(1)	11	3	(1)	70,400	24,000	(1)	11	(1)	48,456	(1)
400-699	139	123	88	67,498	60,771	43,078	134	119	550,719	502,624	408,623	132	109	87	105,477	102,445	73,250	112	73	53,720	32,845
700-999	86	62	40	67,910	48,180	31,050	82	61	540,310	403,244	301,391	85	57	40	111,820	76,793	56,157	75	36	60,292	24,424
1000-2499	175	119	76	263,940	156,729	98,950	170	115	2,481,682	1,277,340	1,017,408	170	113	76	390,946	225,610	191,495	154	62	217,436	97,956
2500 and over	31	11	10	114,583	34,800	31,600	29	11	654,059	253,062	331,200	29	10	9	130,920	59,300	81,200	29	9	86,256	53,700

[1] Comparison with later censuses may be found in groups below beginning with 400-699.

COUNTY TABLE 1.—CHICKENS ON FARMS 1940, 1935, AND 1930; CHICKEN EGGS PRODUCED AND CHICKENS RAISED 1939, 1934, AND 1929; AND CHICKENS SOLD, 1939 AND 1929; CLASSIFIED BY NUMBER ON HAND—Continued

(Chickens on hand over 4 months old Apr. 1, 1940 and over 3 months old Jan. 1, 1935 and Apr. 1, 1930)

STATE OR COUNTY AND NUMBER OF CHICKENS ON HAND	CHICKENS ON HAND						CHICKEN EGGS PRODUCED					CHICKENS RAISED						CHICKENS SOLD			
	Farms reporting			Number			Farms reporting		Dozens			Farms reporting			Number			Farms reporting		Number	
	1940 (Apr. 1)	1935 (Jan. 1)	1930 (Apr. 1)	1940 (Apr. 1)	1935 (Jan. 1)	1930 (Apr. 1)	1939	1934	1939	1934	1929	1939	1934	1929	1939	1934	1929	1939	1929	1939	1929
NEW JERSEY—Con.																					
Morris																					
Total	840	885	959	184,925	182,407	164,993	782	870	1,480,906	1,631,144	1,291,768	727	769	898	348,455	316,500	311,258	377	518	219,582	150,254
None	----	----	----	----	----	----	19	1	45,511	187	13,575	21	2	10	18,132	45	3,907	13	9	20,045	3,710
Under 25	169	122	297	2,375	1,933	8,264	138	114	19,017	24,288	68,635	116	84	265	3,835	12,503	15,794	20	86	1,058	5,739
25-49	194	206		6,429	6,832		174	204	37,450	59,767		152	164		13,664	18,147		30		5,899	
50-99	158	233	267	9,825	14,325	17,442	143	229	58,134	119,312	130,436	136	213	247	20,597	19,599	24,767	77	132	10,385	8,305
100-199	106	150	186	13,195	18,498	22,886	99	149	90,913	169,580	181,587	97	141	178	22,655	27,555	50,458	67	121	11,665	23,877
200-399	87	75	107	22,120	18,973	27,077	85	74	165,384	169,179	213,215	82	69	101	36,438	30,180	51,000	58	83	17,587	24,967
400-799	71	59	(1)	36,333	31,406	(1)	69	59	256,940	321,905	(1)	69	56	(1)	70,158	56,580	(1)	58	(1)	44,183	(1)
800-1599	39	24	(1)	40,024	25,250	(1)	39	24	372,475	235,509	(1)	38	24	(1)	75,675	42,800	(1)	39	(1)	50,715	(1)
1600-3199	11	9	(1)	24,024	20,990	(1)	11	9	216,582	221,948	(1)	11	9	(1)	36,301	32,091	(1)	10	(1)	23,045	(1)
3200 and over	5	7	(1)	30,600	44,200	(1)	5	7	218,500	309,469	(1)	5	7	(1)	51,000	77,000	(1)	5	(1)	35,000	(1)
400-699	62	50	65	29,923	24,956	31,399	60	50	210,845	247,285	264,243	60	48	61	61,848	45,930	50,080	50	58	37,252	26,593
700-999	27	17	18	21,400	13,000	14,965	27	17	193,699	138,980	143,077	26	16	18	32,785	20,750	30,502	26	14	22,564	13,553
1000-2499	28	21	14	37,486	28,690	17,760	28	21	366,892	276,197	146,350	28	21	13	76,953	48,291	33,250	28	11	55,451	22,010
2500 and over	9	11	5	42,172	55,200	25,200	9	11	293,061	426,369	130,650	9	11	5	61,548	93,500	51,500	8	4	37,676	21,500
Ocean																					
Total	645	638	544	582,417	324,914	215,337	613	547	5,652,130	2,879,622	1,920,954	610	570	501	877,816	648,605	491,431	457	353	523,313	266,755
None	----	----	----	----	----	----	6	3	15,560	33,300	9,367	18	8	7	80,390	16,600	42,800	17	8	75,465	52,050
Under 25	76	89	182	1,176	1,345	4,396	68	53	5,448	6,358	34,378	65	66	146	20,932	1,982	24,794	18	69	15,891	17,015
25-49	70	94		2,314	2,947		62	71	12,422	11,680		58	77		6,382	8,215		13		2,138	
50-99	47	79	73	2,866	4,565	4,465	42	56	20,216	32,114	32,959	41	65	66	10,567	10,656	14,608	20	45	6,362	9,402
100-199	45	58	62	5,475	7,248	8,119	41	53	38,342	52,786	61,552	41	50	60	15,411	14,983	19,431	34	46	9,140	9,435
200-399	44	59	54	11,960	15,325	13,917	42	57	96,598	130,004	107,310	39	54	52	24,523	42,125	25,393	37	42	13,679	11,109
400-799	103	105	(1)	57,607	55,934	(1)	101	101	569,006	495,247	(1)	97	97	(1)	80,714	119,279	(1)	80	(1)	39,218	(1)
800-1599	132	110	(1)	155,621	123,050	(1)	127	110	1,650,072	1,117,842	(1)	124	109	(1)	216,668	244,167	(1)	116	(1)	112,510	(1)
1600-3199	105	36	(1)	227,198	77,000	(1)	104	35	2,390,127	689,391	(1)	105	36	(1)	287,829	142,798	(1)	100	(1)	167,965	(1)
3200 and over	23	8	(1)	118,200	37,500	(1)	20	8	854,339	310,900	(1)	22	8	(1)	134,400	47,800	(1)	22	(1)	80,945	(1)
400-699	78	85	57	39,882	41,734	23,815	77	83	408,731	365,697	266,342	74	78	56	60,264	83,329	75,345	58	45	28,520	47,057
700-999	55	49	40	43,653	38,600	31,525	52	47	415,294	354,970	297,925	49	47	40	52,878	77,950	57,916	47	34	26,470	24,902
1000-2499	173	107	70	264,168	147,950	94,500	169	107	2,850,639	1,394,613	834,101	169	107	68	371,290	295,965	166,144	158	59	202,313	78,085
2500 and over	57	18	6	210,923	65,200	28,600	54	17	1,788,880	498,100	277,020	56	18	6	235,179	96,800	65,000	55	5	143,335	17,700
Passaic																					
Total	206	330	285	82,148	81,265	85,661	204	319	841,217	731,208	839,984	196	275	288	117,995	133,223	158,172	129	149	84,952	82,345
None	----	----	----	----	----	----	4	----	13,048	----	3,750	5	----	3	841	----	755	4	1	1,275	300
Under 25	40	76	87	513	1,206	2,121	37	69	6,360	7,532	16,566	32	58	87	966	866	8,467	4	8	470	3,760
25-49	23	76		723	2,383		21	73	5,393	17,117		22	58		1,104	2,863		6		335	
50-99	23	58	54	1,578	3,758	3,332	23	58	12,322	31,578	26,367	22	53	54	2,554	5,056	5,744	10	14	900	1,359
100-199	25	27	41	3,144	3,365	5,201	24	27	24,416	33,096	42,226	22	23	41	9,470	4,528	12,374	18	32	6,832	7,330
200-399	28	26	41	7,302	6,920	10,040	28	26	64,254	42,654	90,553	27	24	41	14,155	9,705	17,492	23	39	8,660	10,422
400-799	30	27	(1)	15,571	14,000	(1)	30	27	167,997	143,559	(1)	29	24	(1)	21,395	22,305	(1)	27	(1)	11,580	(1)
800-1599	28	35	(1)	32,217	35,368	(1)	28	34	337,472	316,672	(1)	28	30	(1)	37,710	60,900	(1)	28	(1)	32,150	(1)
1600 and over	9	5	(1)	21,100	14,265	(1)	9	5	209,955	139,000	(1)	9	5	(1)	29,800	27,000	(1)	9	(1)	22,750	(1)
400-699	25	24	28	12,021	11,900	14,575	25	24	130,947	123,229	138,031	24	21	28	18,215	19,305	28,782	22	22	10,280	11,784
700-999	12	18	16	9,344	14,850	12,620	12	18	95,497	139,534	126,833	12	16	16	11,640	24,550	25,325	12	16	8,400	13,902

1000-2499	26	22	11	36,023	26,418	15,070	26	21	376,280	224,968	155,629	26	19	11	41,550	46,850	22,700	26	10	34,500	10,513
2500 and over	4	3	7	11,500	10,465	22,702	4	3	112,700	111,500	240,029	4	3	7	17,500	19,500	36,083	4	7	13,300	22,975
Salem																					
Total	1,226	1,452	1,296	226,293	238,418	153,553	1,177	1,343	1,848,759	1,435,890	1,107,562	1,077	1,160	1,285	514,537	459,791	413,090	797	1,032	361,301	267,828
None	----	----	----	----	----	----	39	4	54,777	115	6,342	54	16	15	97,673	10,040	5,455	42	14	93,201	4,615
Under 25	218	201	414	3,071	2,999	10,521	185	152	24,367	9,057	80,910	142	124	394	22,937	15,864	60,748	70	223	25,418	45,240
25-49	278	311		8,945	9,812		255	281	59,788	27,330		210	229		27,605	20,893		114		23,850	
50-99	263	360	362	16,296	21,903	23,554	246	338	104,141	72,816	157,171	227	294	358	37,309	44,651	78,240	159	314	25,595	55,225
100-199	234	289	340	29,444	35,250	42,543	225	285	194,141	165,766	262,335	220	239	338	68,851	81,035	117,780	200	311	40,321	78,646
200-399	115	164	125	28,280	38,974	29,780	111	162	184,068	210,863	176,002	109	141	125	50,574	72,435	62,541	103	119	30,076	36,544
400-799	52	65	(1)	28,097	33,330	(1)	51	63	226,032	251,455	(1)	50	59	(1)	53,200	79,362	(1)	45	(1)	28,317	(1)
800-1599	44	44	(1)	49,160	45,250	(1)	44	41	432,078	323,290	(1)	44	41	(1)	76,488	66,411	(1)	43	(1)	44,323	(1)
1600-3199	16	13	(1)	32,200	26,900	(1)	15	12	302,487	211,398	(1)	15	12	(1)	40,400	41,500	(1)	15	(1)	24,600	(1)
3200 and over	6	5	(1)	30,800	24,000	(1)	6	5	266,880	163,800	(1)	6	5	(1)	39,500	27,600	(1)	6	(1)	25,600	(1)
400-699	44	58	26	22,447	28,300	12,845	43	56	161,662	203,465	99,235	43	52	26	43,800	67,362	25,726	38	23	23,027	12,543
700-999	21	23	13	16,900	18,280	9,710	21	22	150,680	144,390	83,056	20	21	13	24,000	31,700	16,000	20	12	14,525	7,400
1000-2499	46	37	15	67,410	48,300	22,100	45	34	612,255	344,290	217,511	45	35	15	99,788	76,511	41,600	44	15	56,888	24,730
2500 and over	7	9	1	33,500	34,600	2,500	7	9	302,880	257,798	25,000	7	9	1	42,000	39,300	5,000	7	1	28,400	2,885
Somerset																					
Total	1,029	1,102	1,095	296,747	288,870	257,528	942	1,050	2,622,944	2,091,855	2,271,656	875	900	1,103	528,126	368,224	466,539	564	727	321,168	233,011
None	----	----	----	----	----	----	12	2	10,820	930	31,955	16	3	16	97,581	1,425	8,295	14	16	90,735	7,677
Under 25	122	109	203	1,851	1,603	6,668	82	86	10,170	14,243	49,432	75	65	201	3,901	2,719	14,355	12	54	1,533	5,030
25-49	120	163		3,964	5,237		103	152	27,809	43,784		86	110		9,361	6,875		26		4,916	
50-99	174	190	210	10,978	12,068	13,318	154	177	74,038	79,243	117,887	133	159	209	18,456	16,227	25,764	53	107	6,113	9,175
100-199	180	238	265	22,766	30,132	34,731	165	234	175,834	220,243	279,619	152	202	263	35,302	42,423	56,194	97	196	16,062	24,720
200-399	188	198	217	49,420	51,628	55,579	181	196	396,167	365,101	468,599	174	180	214	74,548	71,851	91,737	136	176	37,481	40,814
400-799	144	131	(1)	76,042	68,670	(1)	144	131	634,496	567,246	(1)	138	114	(1)	106,239	100,407	(1)	129	(1)	54,242	(1)
800-1599	78	56	(1)	81,316	60,167	(1)	78	55	781,488	500,052	(1)	78	52	(1)	114,238	78,104	(1)	74	(1)	64,284	(1)
1600 and over	23	17	(1)	50,410	39,365	(1)	23	17	512,122	301,013	(1)	23	15	(1)	68,500	48,193	(1)	23	(1)	45,802	(1)
400-699	119	107	128	58,282	51,695	63,372	119	107	489,304	421,036	554,904	113	93	128	83,881	75,382	115,252	109	114	43,464	63,560
700-999	55	46	39	42,998	35,462	29,546	55	45	372,338	294,277	281,166	55	41	39	58,628	50,350	51,120	48	34	32,424	29,903
1000-2499	63	44	28	83,838	61,145	40,490	63	44	836,097	494,485	361,470	63	41	28	116,668	77,472	74,502	61	26	70,438	38,767
2500 and over	8	7	5	22,650	19,900	14,824	8	7	230,367	158,513	126,624	8	6	5	29,800	23,500	29,340	8	4	18,002	13,365
Sussex																					
Total	945	1,129	971	130,814	166,558	179,874	872	1,072	1,097,500	1,378,937	1,638,452	818	961	929	180,647	231,133	267,963	367	546	93,059	127,466
None	----	----	----	----	----	----	17	1	16,764	1,252	3,192	18	----	5	5,282	----	785	17	5	4,456	705
Under 25	195	121	251	2,812	1,908	7,048	153	102	20,480	9,835	56,619	143	85	222	5,736	1,961	12,302	20	70	2,542	6,176
25-49	222	241		7,257	7,465		196	216	49,535	45,793		188	215		10,711	8,060		36		3,328	
50-99	195	278	231	12,148	17,200	15,002	184	270	83,773	116,510	114,721	168	243	222	16,656	18,875	20,384	67	99	4,485	6,410
100-199	165	242	203	20,653	29,939	26,319	156	238	165,272	239,468	215,420	143	215	200	27,424	36,290	33,545	85	127	10,693	13,767
200-399	86	151	158	22,740	37,180	40,501	84	149	185,765	305,991	366,754	76	128	152	30,059	53,833	55,270	66	122	17,215	23,833
400-799	54	68	(1)	28,380	35,300	(1)	54	68	243,202	313,948	(1)	54	49	(1)	37,524	56,490	(1)	49	(1)	21,104	(1)
800-1599	21	22	(1)	22,194	23,266	(1)	21	22	234,089	229,905	(1)	21	20	(1)	26,055	37,324	(1)	20	(1)	16,036	(1)
1600 and over	7	6	(1)	14,650	14,300	(1)	7	6	98,620	116,235	(1)	7	6	(1)	21,200	18,300	(1)	7	(1)	13,200	(1)
400-699	44	63	82	21,320	31,750	39,925	44	63	175,554	276,916	373,895	44	45	82	27,550	52,650	65,348	40	77	16,303	31,017
700-999	15	14	27	11,478	11,469	21,465	15	14	120,929	96,705	206,933	15	13	27	15,074	15,464	29,447	14	27	8,651	17,415
1000 and over	23	19	19	32,426	29,647	29,614	23	19	279,428	286,467	300,918	23	17	19	42,155	44,000	50,882	22	19	25,386	28,143
Union																					
Total	97	174	176	28,979	32,603	40,149	82	173	235,657	178,569	324,469	84	136	176	48,889	37,941	104,597	52	74	46,828	59,394
None	----	----	----	----	----	----	3	----	2,450	----	----	5	----	2	2,490	----	8,017	4	1	6,250	8,000
Under 25	19	37	66	260	547	1,807	8	36	655	2,831	11,617	13	27	65	327	1,699	2,984	1	7	5	475
25-49	15	38		495	1,222		9	38	2,249	3,528		9	27		283	1,621		1		3	
50-99	14	30	27	878	1,745	1,600	13	30	6,251	7,251	12,793	11	26	27	1,889	1,998	2,487	5	7	1,065	725
100-199	12	31	37	1,280	3,674	4,620	12	31	5,407	14,370	38,140	10	25	37	4,125	4,198	6,470	8	19	2,410	2,324
200-399	18	18	13	4,766	4,665	3,140	18	18	45,459	21,540	23,706	17	12	12	9,525	3,625	6,070	14	10	15,040	2,027
400-799	5	8	(1)	2,800	3,950	(1)	5	8	20,412	21,795	(1)	5	7	(1)	5,600	6,800	(1)	5	(1)	3,150	(1)

[1] Comparison with later censuses may be found in groups below beginning with 400-699.

COUNTY TABLE 1.—CHICKENS ON FARMS 1940, 1935, AND 1930; CHICKEN EGGS PRODUCED AND CHICKENS RAISED 1939, 1934, AND 1929; AND CHICKENS SOLD, 1939 AND 1929; CLASSIFIED BY NUMBER ON HAND—Continued

(Chickens on hand over 4 months old Apr. 1, 1940 and over 3 months old Jan. 1, 1935 and Apr. 1, 1930)

STATE OR COUNTY AND NUMBER OF CHICKENS ON HAND	CHICKENS ON HAND						CHICKEN EGGS PRODUCED					CHICKENS RAISED						CHICKENS SOLD			
	Farms reporting			Number			Farms reporting		Dozens			Farms reporting			Number			Farms reporting		Number	
	1940 (Apr. 1)	1935 (Jan. 1)	1930 (April)	1940 (Apr. 1)	1935 (Jan. 1)	1930 (Apr. 1)	1939	1934	1939	1934	1929	1939	1934	1929	1939	1934	1929	1939	1929	1939	1929
NEW JERSEY—Con.																					
Union—Con.																					
800-1599	10	8	(1)	10,500	9,000	(1)	10	8	86,151	64,025	(1)	10	8	(1)	15,850	10,200	(1)	10	(1)	13,655	(1)
1600 and over	4	4	(1)	8,000	7,800	(1)	4	4	66,623	43,229	(1)	4	4	(1)	8,800	7,800	(1)	4	(1)	5,250	(1)
400-699	5	7	18	2,800	3,250	9,300	5	7	20,412	17,795	72,857	5	6	18	5,600	5,950	20,220	5	16	3,150	9,907
700-999	5	3	5	4,000	2,400	4,000	5	3	32,596	7,100	33,476	5	3	5	6,650	2,550	13,650	5	4	4,440	9,490
1000 and over	9	10	10	14,500	15,100	15,682	9	10	120,178	104,154	131,880	9	10	10	18,000	16,300	44,699	9	10	14,465	26,446
Warren																					
Total	1,212	1,278	1,160	160,088	182,587	181,211	1,165	1,237	1,371,237	1,444,815	1,570,748	1,041	1,034	1,141	252,859	288,306	270,171	562	705	137,718	120,012
None	-----	-----	-----	-----	-----	-----	21	-----	28,733	-----	3,957	28	-----	9	21,677	-----	6,370	23	7	19,608	5,978
Under 25	228	114	250	3,394	1,738	7,110	198	106	29,474	13,427	52,888	160	79	240	7,310	2,213	13,428	29	68	2,406	3,561
25-49	259	218		8,577	7,013		237	209	57,978	46,249		197	160		17,668	6,042		53		7,332	
50-99	287	320	321	18,235	20,117	20,910	277	306	128,432	119,872	156,727	251	258	312	33,379	28,728	31,939	129	165	13,951	11,775
100-199	197	354	296	25,065	44,653	37,630	195	346	193,579	317,704	288,687	177	297	292	39,763	68,123	54,983	126	212	17,354	22,497
200-399	142	183	200	36,516	45,425	51,861	139	182	296,102	368,162	430,354	131	155	197	45,831	73,354	68,410	113	170	20,544	29,808
400-799	73	64	(1)	36,125	33,335	(1)	72	64	336,158	305,982	(1)	72	61	(1)	51,680	59,536	(1)	64	(1)	27,415	(1)
800-1599	20	22	(1)	20,406	24,230	(1)	20	21	192,310	218,470	(1)	19	21	(1)	19,001	43,110	(1)	19	(1)	16,027	(1)
1600 and over	6	3	(1)	11,770	6,076	(1)	6	3	108,471	54,949	(1)	6	3	(1)	16,550	7,200	(1)	6	(1)	13,081	(1)
400-699	68	59	58	32,525	29,705	28,195	67	59	294,218	272,657	274,492	67	57	57	47,680	54,636	40,458	60	52	24,115	18,102
700-999	15	14	22	11,731	11,110	17,065	15	14	145,250	94,098	172,186	15	13	21	12,837	17,610	28,233	14	21	11,191	16,017
1000 and over	16	16	13	24,045	22,826	18,440	16	15	197,471	212,646	191,457	15	15	13	26,714	37,600	26,350	15	10	21,217	12,274
NEW MEXICO																					
Total	23,362	28,745	21,148	936,147	1,006,743	961,474	21,549	26,828	6,104,409	5,265,946	6,790,634	19,682	22,317	21,103	1,425,249	1,280,605	1,485,609	4,971	5,534	417,980	408,588
None	-----	-----	-----	-----	-----	-----	233	158	68,988	17,647	26,987	320	187	166	66,404	8,086	10,664	123	75	49,729	4,636
Under 25	12,422	16,291	15,057	162,834	212,921	299,865	10,921	14,652	995,414	1,025,757	2,138,002	9,413	11,490	14,865	242,283	267,677	507,605	1,032	2,395	37,895	103,765
25-49	5,204	6,597		174,064	219,363		4,907	6,319	1,087,458	1,119,875		4,652	5,395		274,855	289,135		1,175		52,776	
50-99	3,446	3,847	3,603	217,713	237,356	229,766	3,275	3,731	1,337,502	1,208,750	1,564,231	3,164	3,402	3,591	331,098	308,746	351,896	1,339	1,528	85,032	87,159
100-199	1,739	1,552	1,847	214,366	185,154	225,690	1,677	1,518	1,395,716	973,338	1,517,490	1,615	1,426	1,842	287,546	216,430	307,344	959	1,074	91,129	90,556
200-399	451	357	519	108,989	85,481	126,856	437	351	737,474	487,124	883,655	421	320	517	139,632	91,592	175,268	272	361	52,726	63,883
400-799	88	81	(1)	43,222	39,744	(1)	87	80	352,927	286,232	(1)	86	77	(1)	64,931	67,499	(1)	62	(1)	33,962	(1)
800-1599	11	17	(1)	12,959	15,432	(1)	11	16	115,597	111,553	(1)	10	17	(1)	14,500	21,840	(1)	8	(1)	12,031	(1)
1600-3199	1	2	(1)	2,000	4,292	(1)	1	2	13,333	35,000	(1)	1	2	(1)	4,000	6,600	(1)	1	(1)	2,700	(1)
3200 and over	-----	1	(1)	-----	7,000	(1)	-----	1	-----	670	(1)	-----	1	(1)	-----	3,000	(1)	-----	(1)	-----	(1)
400-699	80	75	82	37,614	35,444	40,345	79	74	304,834	257,540	327,829	78	72	82	54,811	52,509	62,682	55	67	27,287	28,370
700-999	12	18	27	9,155	14,332	20,585	12	17	80,293	100,565	170,155	11	17	27	13,020	29,380	28,597	9	22	8,475	11,092
1000-2499	8	7	12	11,412	9,692	15,867	8	7	96,730	74,680	127,285	8	7	12	15,600	14,050	21,553	7	11	12,931	9,127
2500 and over	-----	1	1	-----	7,000	2,500	-----	1	-----	670	35,000	-----	1	1	-----	3,000	20,000	-----	1	-----	10,000
Bernalillo																					
Total	1,065	1,138	592	35,433	41,649	28,626	967	858	207,637	223,232	181,500	923	903	582	116,035	64,299	41,881	104	130	53,210	12,550
None	-----	-----	-----	-----	-----	-----	20	-----	1,952	-----	62	40	4	4	42,596	185	72	10	1	31,062	12
Under 25	697	751	451	8,414	8,667	8,429	602	520	45,456	31,794	50,554	553	543	442	17,826	14,369	13,828	21	61	2,175	2,457
25-49	213	206		6,824	6,672		204	176	34,304	34,388		195	185		14,944	10,979		21		1,301	
50-99	94	104	73	5,459	6,190	4,503	87	90	27,563	28,876	28,482	87	100	71	10,464	10,945	6,314	20	28	1,972	1,748

100-199	33	43	41	3,951	5,380	5,154	29	39	24,771	29,666	31,977	23	39	40	4,996	8,841	7,062	17	23	2,048	2,877
200-399	16	18	20	4,110	4,425	5,440	13	18	22,680	33,845	34,127	13	17	18	14,139	5,500	6,755	8	13	10,727	3,145
400 and over	12	16	[1]	6,675	10,315	[1]	12	15	50,911	64,663	[1]	12	15	[1]	11,070	13,480	[1]	7	[1]	3,925	[1]
400-699	9	10	8	4,275	4,715	1,500	9	10	34,681	29,613	9,790	9	9	3	8,250	7,690	2,700	4	1	2,450	400
700 and over	3	6	4	2,400	5,600	3,600	3	5	16,230	35,050	26,508	3	6	4	2,820	5,790	5,150	3	3	1,475	1,911
Catron																					
Total	511	798	341	12,353	17,088	7,800	508	718	70,206	70,185	54,884	469	588	346	15,544	24,091	13,043	63	69	2,550	2,947
None	----	----	----	----	----	----	15	----	2,542	----	2,675	8	1	5	417	124	182	5	5	405	321
Under 25	334	558	311	4,750	7,797	6,066	319	485	27,787	33,615	39,292	290	381	311	6,603	10,496	9,912	32	47	586	1,777
25-49	135	197		4,376	6,350		133	190	21,971	24,279		130	166		5,572	8,680		20		596	
50-99	31	35	30	1,791	2,044	1,734	30	35	8,001	8,558	12,917	30	32	30	1,767	3,273	2,949	6	17	963	849
100 and over	11	8	----	1,436	897	----	11	8	9,905	3,733	----	11	8	----	1,185	1,518	----				
Chaves																					
Total	808	962	740	37,705	40,792	39,487	737	909	289,710	242,771	281,828	701	749	723	65,740	61,349	68,211	214	272	20,408	25,668
None	----	----	----	----	----	----	11	2	28,883	209	2,365	14	5	8	6,580	207	1,370	4	6	4,910	665
Under 25	285	403	498	4,497	6,741	12,379	236	367	32,536	33,070	93,066	206	253	475	7,414	10,051	25,162	24	134	839	7,023
25-49	243	300		8,259	9,965		224	290	61,205	55,730		219	256		14,971	13,917		63		3,026	
50-99	187	175	161	11,804	10,493	10,073	180	169	76,882	62,862	64,781	174	158	160	20,675	14,345	16,849	75	81	6,899	5,105
100-199	77	65	56	9,364	7,833	6,763	71	63	62,087	40,872	43,111	73	59	55	12,831	10,304	8,785	39	32	3,951	2,712
200 and over	16	19	25	3,781	5,760	10,272	15	18	28,117	50,028	78,505	15	18	25	3,269	12,525	16,045	9	19	783	10,163
Colfax																					
Total	575	696	663	29,442	30,280	37,558	552	658	196,075	137,604	258,320	493	493	674	40,057	38,050	59,497	195	208	13,165	17,048
None	----	----	----	----	----	----	4	2	689	200	1,944	4	2	17	187	315	845	2	1	115	150
Under 25	187	266	398	2,972	4,218	9,380	172	234	18,061	20,075	63,841	131	144	394	4,051	5,604	15,268	17	59	718	2,245
25-49	186	211		6,492	7,253		182	205	46,255	30,839		172	162		10,230	8,985		72		3,852	
50-99	135	161	158	8,643	9,875	9,850	127	160	53,517	38,883	62,100	124	136	156	11,638	13,438	14,574	60	79	3,309	3,559
100-199	51	46	78	6,085	5,379	9,270	51	45	40,812	29,948	66,145	48	41	78	7,221	8,197	12,485	33	46	2,181	3,768
200-399	12	10	23	3,050	2,555	5,798	12	10	28,781	12,659	40,955	10	6	23	2,830	911	11,225	8	18	1,040	4,726
400 and over	4	2	6	2,200	1,000	3,260	4	2	7,960	5,000	23,335	4	2	8	3,900	600	5,100	3	5	1,950	2,600
Curry																					
Total	1,047	1,225	1,101	97,457	107,783	107,561	987	1,166	663,073	536,654	754,843	900	1,039	1,096	146,122	129,272	146,799	432	503	44,076	40,632
None	----	----	----	----	----	----	8	4	1,755	1,680	420	5	7	----	655	893	----	4	2	437	70
Under 25	107	135	284	1,721	2,302	8,075	89	113	14,422	16,172	60,082	55	66	281	5,129	4,869	16,026	15	66	3,521	4,083
25-49	189	249		6,608	8,493		175	230	46,698	44,648		148	186		10,551	11,146		44		2,649	
50-99	330	429	369	21,684	27,798	24,224	309	414	134,794	134,650	161,020	300	394	367	35,237	38,055	37,910	127	164	7,613	8,342
100-199	317	314	319	39,400	38,038	39,756	305	309	267,470	194,062	262,187	297	297	319	57,205	43,580	51,927	177	185	17,209	15,135
200-399	96	89	117	22,419	20,102	28,261	93	87	153,225	119,808	205,409	87	81	117	28,460	20,309	33,726	59	77	7,745	10,537
400 and over	8	9	[1]	5,625	11,050	[1]	8	9	44,709	25,634	[1]	8	8	[1]	8,885	10,420	[1]	6	[1]	4,902	[1]
400-699	5	7	8	2,125	2,850	4,145	5	7	14,476	17,764	40,055	5	6	8	2,385	3,420	4,210	6	9	4,902	2,465
700 and over	3	2	4	3,500	8,200	3,100	3	2	30,233	7,870	25,670	3	2	4	6,500	7,000	3,000				
De Baca																					
Total	294	324	260	12,717	11,997	15,322	259	314	106,827	69,879	112,441	237	264	261	18,322	13,972	23,657	83	95	4,148	5,442
None	----	----	----	----	----	----	2	----	864	----	180	1	----	1	75	----	15	1	----	160	----
Under 25	106	142	136	1,678	2,234	3,343	87	132	11,623	12,202	23,538	74	94	136	2,792	3,132	6,703	12	35	229	1,338
25-49	95	99		3,289	3,287		87	99	22,815	20,484		80	91		5,948	4,345		32		1,573	
50-99	71	64	73	4,504	3,795	4,611	63	64	29,236	22,368	33,222	61	62	73	6,369	4,655	8,637	30	32	1,584	2,091
100 and over	22	19	51	3,296	2,681	7,368	20	19	42,289	14,825	55,501	21	17	51	3,138	1,840	8,302	8	28	602	2,013
Dona Ana																					
Total	1,307	1,453	1,610	58,485	60,957	64,854	1,214	1,360	355,942	360,676	489,607	1,076	1,054	1,609	88,119	83,972	108,902	232	304	32,360	30,922
None	----	----	----	----	----	----	6	7	437	796	1,335	10	6	10	4,299	470	1,528	7	2	3,944	260
Under 25	652	742	1,319	9,178	10,567	25,755	585	686	55,269	53,855	184,366	478	459	1,308	16,098	16,663	46,732	54	157	2,358	7,643
25-49	367	367		12,056	11,995		349	334	63,607	61,661		325	289		19,511	13,812		68		2,748	

[1] Comparison with later censuses may be found in groups below beginning with 400-699.

COUNTY TABLE 1.—CHICKENS ON FARMS 1940, 1935, AND 1930; CHICKEN EGGS PRODUCED AND CHICKENS RAISED 1939, 1934, AND 1929; AND CHICKENS SOLD, 1939 AND 1929; CLASSIFIED BY NUMBER ON HAND—Continued

(Chickens on hand over 4 months old Apr. 1, 1940 and over 3 months old Jan. 1, 1935 and Apr. 1, 1930)

STATE OR COUNTY AND NUMBER OF CHICKENS ON HAND	CHICKENS ON HAND						CHICKEN EGGS PRODUCED					CHICKENS RAISED						CHICKENS SOLD			
	Farms reporting			Number			Farms reporting		Dozens			Farms reporting			Number			Farms reporting		Number	
	1940 (Apr. 1)	1935 (Jan. 1)	1930 (Apr. 1)	1940 (Apr. 1)	1935 (Jan. 1)	1930 (Apr. 1)	1939	1934	1939	1934	1929	1939	1934	1929	1939	1934	1929	1939	1929	1939	1929
NEW MEXICO—Con.																					
Dona Ana—Con.																					
50-99	173	218	187	10,481	13,047	11,467	166	209	57,936	71,134	80,500	161	187	187	15,152	15,157	18,752	49	86	3,557	5,294
100-199	77	91	54	9,408	10,918	6,595	70	89	49,114	64,673	44,972	66	79	54	12,076	12,929	9,717	33	21	3,561	3,116
200-399	22	19	28	5,630	4,580	7,197	22	19	35,144	30,104	49,797	21	18	28	6,183	6,741	9,828	8	19	2,141	4,640
400-799	11	12	(1)	5,685	6,450	(1)	11	12	46,460	56,300	(1)	11	12	(1)	8,000	13,150	(1)	9	(1)	5,520	(1)
800 and over	5	4	(1)	6,047	3,400	(1)	5	4	47,975	22,153	(1)	4	4	(1)	6,800	5,050	(1)	4	(1)	8,531	(1)
400-699	10	10	14	4,985	4,975	7,340	10	10	42,210	46,460	64,584	10	10	14	7,500	9,850	11,910	9	12	5,520	5,650
700-999	3	5	6	2,547	3,875	4,400	3	5	17,650	25,513	40,128	2	5	6	1,900	7,350	6,320	1	5	800	2,144
1000 and over	3	1	2	4,200	1,000	2,100	3	1	34,575	6,480	23,925	3	1	2	5,400	1,000	4,115	3	2	7,731	2,175
Eddy																					
Total	531	670	689	25,524	28,831	33,556	475	650	173,974	162,999	284,775	485	549	686	46,827	36,715	70,422	140	178	15,930	23,059
None	—	—	—	—	—	—	5	2	663	65	1,000	4	2	4	63	86	300	1	2	20	180
Under 25	192	261	506	3,018	4,111	11,146	158	247	21,622	22,348	103,469	159	188	500	7,036	5,332	23,253	20	90	829	4,349
25-49	159	205		5,454	7,023		144	199	42,312	42,282		147	180		11,373	10,001		32		2,136	
50-99	114	141	121	7,352	8,474	7,586	102	140	44,215	49,314	59,550	111	119	120	13,150	10,639	11,789	46	44	5,190	3,522
100-199	54	53	44	6,250	6,203	5,108	54	52	38,563	31,735	38,389	53	50	44	8,655	6,767	7,210	32	27	3,039	2,247
200 and over	12	10	18	3,450	3,020	9,716	12	10	26,599	17,255	82,367	11	10	18	6,550	3,890	27,870	9	15	4,716	12,761
Grant																					
Total	490	526	374	16,803	17,781	18,955	465	498	118,822	118,634	138,599	438	398	370	30,015	22,707	31,219	94	87	7,691	8,839
None	—	—	—	—	—	—	—	—	—	—	—	—	—	—	—	—	—	—	—	—	—
Under 25	262	312	298	3,880	4,801	6,157	247	293	25,582	32,346	37,451	215	214	294	7,532	5,917	10,981	30	59	1,259	2,172
25-49	129	127		4,297	4,185		123	121	26,345	28,516		127	107		8,620	6,122		25		1,909	
50-99	78	59	51	4,788	3,506	2,901	76	57	32,220	18,848	20,976	78	53	51	8,678	4,599	4,231	27	14	1,990	765
100-199	15	20	16	1,773	2,245	1,905	13	19	11,010	13,396	13,783	13	17	16	2,075	2,355	2,244	8	8	698	483
200-399	3	5	3	715	1,350	850	3	5	8,465	6,795	6,015	5	7	9	3,110	3,714	13,763	4	6	1,835	5,419
400 and over	3	3	6	1,350	1,694	7,142	3	3	15,200	18,733	60,374										
Guadalupe																					
Total	374	616	378	9,326	13,744	9,975	336	523	67,867	50,519	70,038	264	513	376	12,461	15,392	14,196	66	47	4,062	1,508
None	—	—	—	—	—	—	4	1	2,750	45	—	5	1	2	943	20	35	5	—	936	—
Under 25	261	439	325	3,276	5,692	5,688	226	354	22,992	18,532	38,003	163	379	322	3,369	6,205	8,508	16	34	434	895
25-49	66	119		2,159	3,866		62	115	16,660	14,905		54	91		2,931	5,087		22		794	
50-99	29	44	37	1,774	2,675	2,147	27	40	11,380	10,612	15,028	25	36	36	2,553	3,355	2,562	9	8	692	163
100 and over	18	14	16	2,117	1,511	2,140	17	13	14,085	6,425	17,007	17	6	16	2,665	725	3,091	14	5	1,206	450
Harding																					
Total	414	581	500	23,231	32,401	29,085	380	528	166,326	167,761	199,061	333	430	500	27,191	36,975	39,731	112	145	5,655	8,335
None	—	—	—	—	—	—	1	4	125	762	550	—	3	3	—	500	119	1	3	1	80
Under 25	138	164	255	1,987	2,583	6,198	109	125	11,308	15,750	47,015	83	79	253	2,431	3,102	9,320	9	31	248	945
25-49	100	173		3,475	5,977		95	161	20,366	27,724		84	133		4,510	8,006		24		660	
50-99	101	155	148	6,527	9,813	9,386	100	149	46,441	43,803	60,045	93	135	148	8,922	11,407	13,747	42	53	2,256	2,999
100-199	58	75	83	6,927	9,750	10,311	58	75	49,348	49,377	70,901	56	68	82	6,889	9,570	12,539	25	47	1,408	3,257
200 and over	17	14	14	4,315	4,278	3,190	17	14	38,738	30,345	20,550	17	12	14	4,439	4,390	4,006	11	11	1,082	1,054

Hidalgo																				
Total	177	301	224	8,863	10,396	11,369	165	292	69,943	87,739	84,651	165	257	223	10,293	12,142	15,566	54	70	2,518	6,296
None							3		590			1			200			3		233	
Under 25	85	179	171	1,279	2,481	3,472	73	172	11,354	18,138	26,410	73	139	170	1,598	3,323	4,721	9	38	281	1,183
25-49	43	74		1,402	2,416		41	73	10,120	23,151		43	72		1,985	2,582		15		345	
50-99	29	28	31	1,722	1,704	1,967	28	27	12,909	17,320	12,320	29	26	31	1,876	1,912	2,780	15	16	455	1,113
100-199	14	12	10	1,710	1,345	1,230	14	12	11,684	14,740	8,657	13	12	10	2,534	1,825	1,725	7	6	497	625
200-399	1	6	7	300	1,600	1,400	1	6	2,000	9,705	10,853	1	6	7	300	1,550	1,660	1	5	82	615
400 and over	5	2	5	2,450	850	3,300	5	2	21,286	4,685	26,411	5	2	5	1,900	950	4,680	4	5	625	2,760
Lea																					
Total	468	598	511	24,699	20,419	23,531	425	555	130,907	126,649	163,463	369	403	515	37,867	32,500	46,080	131	179	12,348	12,181
None							3	5	411	530	417	2	3	5	315	180	950	4	6	928	550
Under 25	136	287	341	2,342	4,455	8,871	116	256	16,015	31,019	66,750	82	166	340	5,652	9,283	22,746	12	89	2,457	5,516
25-49	130	189		4,364	6,102		118	178	27,153	39,677		105	137		8,481	11,282		31		1,883	
50-99	132	93	123	8,225	5,775	7,861	119	88	37,139	34,222	48,570	115	73	123	10,749	7,555	13,189	48	56	2,298	3,588
100-199	61	23	38	7,303	2,632	4,549	60	22	37,568	16,321	31,971	56	18	38	10,325	2,600	7,065	31	23	4,342	1,802
200 and over	9	6	9	2,465	1,455	2,250	9	6	12,621	4,880	15,755	9	6	9	2,345	1,600	2,150	5	5	440	725
Lincoln																					
Total	433	558	353	12,871	17,019	11,999	414	476	82,571	142,998	86,959	341	352	357	19,648	23,867	19,424	92	58	5,562	4,944
None							9	3	956	450	817	7	3	4	280	82	340	5		147	
Under 25	240	289	290	3,622	3,930	5,635	221	210	26,062	19,310	40,014	156	123	290	6,062	3,350	10,188	28	43	2,002	1,918
25-49	129	161		4,271	5,455		121	157	27,144	49,858		116	129		5,958	7,667		30		1,002	
50-99	47	97	43	2,830	6,104	2,630	46	95	17,560	63,340	18,672	45	88	43	3,705	10,993	3,448	20	7	791	351
100 and over	17	11	20	2,148	1,530	3,734	17	11	10,849	10,040	27,456	17	9	20	3,645	1,775	5,448	9	8	1,620	2,675
Luna																					
Total	259	240	190	14,682	16,225	14,395	227	220	130,322	92,129	113,257	218	210	192	21,537	24,139	24,407	73	72	8,446	7,667
None							2		970			2		2	2,300		360	2		2,300	
Under 25	101	105	109	1,516	1,518	2,629	84	91	14,313	9,102	18,573	70	82	109	2,253	2,905	5,118	12	27	312	1,471
25-49	72	58		2,381	1,858		61	54	17,577	8,322		64	53		3,227	3,051		14		384	
50-99	52	41	44	3,348	2,594	2,861	49	40	27,061	13,263	21,710	50	40	44	4,802	2,898	4,593	24	21	1,800	1,118
100-199	27	21	22	3,437	2,670	2,795	24	20	22,905	13,754	19,328	25	20	22	4,230	3,675	3,636	15	13	951	954
200-399	2	8	8	500	2,185	1,935	2	8	5,316	12,213	14,063	2	8	8	250	2,210	3,075	1	6	135	1,224
400 and over	5	7	(1)	3,500	5,400	(1)	5	7	42,180	35,475	(1)	5	7	(1)	4,475	9,400	(1)	5	(1)	2,564	(1)
400-699	2	4	5	900	1,900	2,450	2	4	12,300	12,975	19,624	2	4	5	1,175	2,200	4,225	2	3	264	900
700 and over	3	3	2	2,600	3,500	1,725	3	3	29,880	22,500	19,959	3	3	2	3,300	7,200	3,400	3	2	2,300	2,000
McKinley																					
Total	224	322	117	4,715	7,347	2,685	184	291	22,588	31,271	17,385	144	284	116	6,194	8,992	3,408	36	12	1,641	457
None							5	4	229	457		3	3		11	69		1		15	
Under 25	176	243	102	1,202	2,450	1,350	138	213	4,884	7,254	8,370	95	225	101	1,416	1,875	1,986	10	9	158	302
25-49	22	48		720	1,482		17	46	2,809	4,770		21	33		1,236	1,790		8		303	
50-99	18	21	11	1,195	1,215	620	16	18	4,726	5,545	3,955	17	16	11	1,471	1,858	462	10	2	538	55
100 and over	8	10	4	1,598	2,200	715	8	10	9,940	13,245	5,060	8	7	4	2,060	3,400	960	7	1	627	100
Mora																					
Total	997	980	954	21,030	17,414	20,081	916	947	152,547	78,330	138,567	809	573	956	24,631	17,898	26,595	96	137	4,500	4,086
None							5	78	1,034	7,500	413	4	101	7	56	1,442	169	2	3	91	62
Under 25	778	824	880	9,144	9,244	14,048	701	717	57,823	31,804	96,334	599	351	875	10,237	7,237	18,381	43	104	475	1,770
25-49	149	110		4,641	3,521		141	106	29,824	14,351		138	81		5,114	3,393		28		663	
50-99	49	33	57	3,054	2,017	3,404	48	33	22,148	10,967	22,150	47	27	57	3,502	2,594	3,756	12	20	577	1,040
100-199	14	11	12	1,776	1,307	1,439	14	11	13,365	5,733	10,730	14	11	12	2,158	1,332	1,929	6	6	425	356
200-399	4		5	990		1,190	4		12,728		8,940	4		5	1,864		2,360	2	4	1,094	858
400 and over	3	2		1,425	1,325		3	2	15,625	7,975		3	2		1,700	1,900		3		1,175	

[1] Comparison with later censuses may be found in groups below beginning with 400-699.

COUNTY TABLE 1.—CHICKENS ON FARMS 1940, 1935, AND 1930; CHICKEN EGGS PRODUCED AND CHICKENS RAISED 1939, 1934, AND 1929; AND CHICKENS SOLD, 1939 AND 1929; CLASSIFIED BY NUMBER ON HAND—Continued

(Chickens on hand over 4 months old Apr. 1, 1940 and over 3 months old Jan. 1, 1935 and Apr. 1, 1930)

STATE OR COUNTY AND NUMBER OF CHICKENS ON HAND	CHICKENS ON HAND						CHICKEN EGGS PRODUCED					CHICKENS RAISED						CHICKENS SOLD			
	Farms reporting			Number			Farms reporting		Dozens			Farms reporting			Number			Farms reporting		Number	
	1940 (Apr. 1)	1935 (Jan. 1)	1930 (Apr. 1)	1940 (Apr. 1)	1935 (Jan. 1)	1930 (Apr. 1)	1939	1934	1939	1934	1929	1939	1934	1929	1939	1934	1929	1939	1929	1939	1929
NEW MEXICO—Con.																					
Otero																					
Total	423	490	345	16,533	18,968	13,179	389	463	104,117	149,837	107,777	329	370	342	19,062	26,916	16,440	76	79	4,767	4,671
None	—	—	—	—	—	—	5	2	632	208	260	7	1	3	322	25	70	1	1	150	36
Under 25	202	191	275	3,045	2,882	6,153	178	165	19,500	14,828	46,018	133	103	273	2,995	3,103	8,435	20	54	372	1,938
25-49	136	186		4,361	6,239		124	183	24,069	49,705		114	158		5,123	9,462		21		1,010	
50-99	60	86	52	3,662	5,371	3,331	57	86	21,632	46,661	31,197	52	82	51	4,642	8,398	3,402	21	15	1,245	477
100-199	17	22	11	1,935	2,876	1,445	17	22	12,287	21,235	11,240	15	21	10	1,665	3,378	1,283	8	5	458	670
200 and over	8	5	5	3,530	1,600	2,250	8	5	25,997	17,200	19,062	8	5	5	4,315	2,550	3,250	5	4	1,532	1,550
Quay																					
Total	864	1,159	1,050	61,258	68,796	79,244	841	1,116	415,112	322,967	562,322	707	955	1,053	83,065	89,825	124,681	295	496	22,491	41,449
None	—	—	—	—	—	—	10	9	1,526	2,094	6,605	9	7	9	467	937	1,490	10	5	531	364
Under 25	186	265	387	2,978	4,080	10,373	166	231	23,928	25,209	79,021	106	156	381	3,774	6,339	22,734	17	100	521	7,626
25-49	232	344		8,163	11,888		217	338	57,830	52,892		183	295		10,964	16,572		50		1,576	
50-99	250	339	354	16,308	21,654	23,375	236	331	105,171	92,770	159,411	208	297	354	21,133	25,210	37,787	88	183	4,383	11,322
100-199	169	175	257	21,149	20,843	31,100	166	171	140,279	89,775	215,464	155	167	257	31,329	23,457	41,884	98	166	10,396	13,557
200-399	43	31	49	10,860	7,356	12,546	42	31	74,043	33,975	87,571	42	29	49	13,598	6,470	18,209	32	42	5,084	8,580
400 and over	4	5	3	1,800	2,975	1,850	4	5	12,335	26,252	14,250	4	4	3	1,800	10,840	2,577				
Rio Arriba																					
Total	1,816	2,429	1,697	34,835	49,067	34,893	1,670	2,299	205,120	197,824	218,897	1,539	1,950	1,647	40,305	58,814	47,996	149	147	8,238	15,723
None	—	—	—	—	—	—	28	4	2,785	56	88	32	4	7	493	352	152	6	3	329	48
Under 25	1,405	1,839	1,605	17,030	21,488	25,493	1,247	1,716	94,554	70,323	153,617	1,127	1,436	1,548	17,053	24,646	33,665	63	105	1,083	11,135
25-49	318	429		10,315	13,923		308	421	61,863	52,165		290	365		10,902	18,059		43		1,272	
50-99	70	129	73	4,177	7,831	4,290	66	128	23,442	34,962	30,371	69	116	73	8,355	8,191	4,686	29	25	4,732	829
100-199	19	24	10	2,229	2,675	1,225	17	22	12,876	17,028	7,366	17	21	10	2,442	2,916	1,972	5	7	536	1,061
200 and over	4	8	9	1,084	3,150	3,885	4	8	9,600	23,290	27,455	4	8	9	1,060	4,650	7,521	3	7	286	2,650
Roosevelt																					
Total	1,645	1,758	1,435	144,651	117,212	111,057	1,581	1,657	974,583	597,001	807,736	1,467	1,517	1,437	219,102	143,618	171,737	716	669	71,276	53,058
None	—	—	—	—	—	—	12	3	4,758	127	2,202	12	5	6	1,550	524	480	8	5	913	630
Under 25	241	401	584	3,893	6,319	16,011	207	333	37,857	38,077	134,647	169	275	581	13,683	12,726	34,211	57	158	5,336	10,828
25-49	342	435		11,996	15,165		323	416	88,893	68,888		295	374		23,117	22,694		107		6,198	
50-99	493	546	427	32,372	34,752	28,088	484	534	213,506	154,812	200,003	459	510	427	53,382	44,030	46,015	211	213	12,478	12,663
100-199	401	293	326	50,999	35,124	40,223	391	290	329,925	184,631	282,633	374	279	325	66,839	39,054	56,296	230	218	20,242	17,362
200-399	146	67	86	34,777	16,335	20,185	143	65	221,383	86,606	138,121	136	59	86	38,430	14,890	26,785	85	65	11,916	8,475
400 and over	22	16	12	10,614	9,517	6,550	21	16	78,261	63,860	50,130	22	15	12	22,101	9,700	7,950	18	10	14,193	3,100
Sandoval																					
Total	857	930	546	16,690	22,484	10,825	811	880	96,195	83,486	75,893	675	588	546	18,758	23,184	15,317	60	42	2,035	1,134
None	—	—	—	—	—	—	3	—	148	—	230	3	1	4	174	40	49	2	1	76	60
Under 25	668	624	509	8,201	8,303	7,883	623	582	44,287	35,753	56,684	503	363	505	9,510	8,867	11,280	19	34	422	667
25-49	141	213		4,567	6,747		137	209	24,924	24,235		129	162		5,243	7,252		20		546	
50-99	38	74	27	2,297	4,439	1,587	38	71	15,361	15,083	10,623	32	46	27	2,343	4,114	2,312	15	5	509	220
100 and over	10	19	10	1,625	2,995	1,355	10	18	11,475	8,415	8,356	8	16	10	1,488	2,911	1,676	4	2	482	187

San Juan																				
Total	755	778	598	29,541	22,450	25,732	673	719	171,202	125,178	194,632	574	614	598	49,076	31,605	42,237	270	242	17,942	15,766
None							12		3,226		695	14	1	4	847	12	126	8	4	635	139
Under 25	352	464	429	5,529	6,437	10,287	281	415	31,126	36,301	76,915	203	323	425	9,241	7,781	17,931	68	124	2,715	5,703
25-49	211	180		7,317	6,182		199	172	38,602	36,326		185	166		13,890	8,813		77		4,723	
50-99	133	110	114	8,198	6,496	7,205	125	108	43,067	31,780	55,800	116	102	114	13,326	10,438	12,091	74	70	4,754	4,664
100-199	51	22	47	6,132	2,535	5,425	49	22	41,098	12,371	37,950	48	20	47	8,962	3,261	7,704	40	38	4,725	3,249
200 and over	8	2	8	2,365	800	2,815	7	2	14,083	8,400	23,272	8	2	8	2,810	1,300	4,385	3	6	392	2,011
San Miguel																					
Total	1,032	1,731	1,119	23,045	32,782	30,516	922	1,652	143,351	150,658	207,922	911	1,494	1,117	33,484	32,023	43,947	107	193	7,761	8,465
None							20	3	5,034	284	312	34	2	4	979	86	209	10	6	573	308
Under 25	775	1,416	966	9,109	15,687	15,705	664	1,344	52,608	67,364	104,282	639	1,303	960	12,242	10,432	21,606	24	137	425	2,510
25-49	169	201		5,382	6,477		157	196	30,590	29,546		161	111		7,870	6,362		35		1,305	
50-99	56	79	91	3,474	4,696	5,644	52	76	20,958	24,619	37,924	50	53	91	5,387	6,741	8,325	22	28	1,773	1,480
100-199	24	24	53	2,822	2,762	6,588	21	24	14,402	17,075	46,069	20	17	53	2,766	3,817	9,041	12	16	560	2,503
200 and over	8	11	9	2,258	3,160	2,579	8	9	19,759	11,770	19,335	7	8	9	4,240	4,585	4,766	4	6	3,125	1,664
Santa Fe																					
Total	642	821	499	14,410	17,937	11,933	583	806	82,931	112,900	87,196	564	693	497	18,831	22,659	19,268	88	101	4,763	5,600
None							3	3	1,350	290	365	2	3	1	21	600	100	2	2	92	155
Under 25	471	608	453	5,484	7,289	7,632	421	592	27,613	45,960	54,889	402	491	450	6,518	9,609	10,176	32	78	727	1,529
25-49	112	146		3,668	4,603		104	145	20,250	24,070		105	138		4,891	5,009		28		1,229	
50-99	40	52	34	2,427	3,213	2,156	37	51	11,671	19,548	15,539	38	46	34	3,491	3,881	2,859	13	15	926	601
100 and over	19	15	12	2,831	2,832	2,145	18	15	22,047	23,032	16,403	17	15	12	3,910	3,560	6,133	13	6	1,789	3,315
Sierra																					
Total	327	344	324	8,404	9,434	8,413	315	301	60,258	58,407	65,933	276	298	331	14,421	16,182	12,901	109	92	4,246	3,457
None							5		1,495		857	6		7	608		270	4	4	122	242
Under 25	215	216	291	2,753	2,908	4,770	201	179	24,324	16,768	40,816	166	176	291	4,337	4,748	7,942	42	71	795	1,976
25-49	61	78		2,106	2,449		61	75	14,531	15,247		57	74		3,670	3,075		29		1,161	
50-99	46	35	19	2,820	2,025	1,151	43	34	14,368	11,969	7,310	42	33	19	4,506	3,454	1,524	30	12	1,793	814
100 and over	5	15	14	725	2,052	2,492	5	13	5,540	14,423	16,950	5	15	14	1,300	4,905	3,165	4	5	375	425
Socorro																					
Total	614	924	398	15,117	18,855	9,081	550	870	91,793	112,670	62,703	517	611	401	18,939	20,745	11,872	90	38	3,676	1,029
None							4	3	241	58	100	4	2	3	138	23	34	1	1	10	11
Under 25	411	678	370	5,213	8,669	6,313	362	627	29,606	52,337	43,553	332	412	370	6,125	9,562	8,341	36	28	910	375
25-49	136	195		4,541	6,182		124	190	26,129	36,608		120	147		5,561	6,255		26		671	
50-99	52	39	21	3,159	2,254	1,298	46	39	20,080	13,812	8,002	47	38	21	3,714	2,892	1,602	19	5	707	185
100-199	12	9	5	1,454	1,040	570	11	8	9,461	7,930	3,783	11	9	5	2,001	1,585	645	5	2	478	60
200 and over	3	3	2	750	710	900	3	3	6,276	1,925	7,265	3	3	2	1,400	428	1,250	3	2	900	400
Taos																					
Total	1,242	1,518	874	23,495	26,752	18,385	1,092	1,439	119,183	172,103	120,998	1,023	1,103	864	24,144	33,190	21,972	79	64	2,469	1,710
None							2	1	139	100	516	15	3	11	244	27	133		1		12
Under 25	988	1,244	818	11,661	14,047	13,356	852	1,171	60,789	95,046	84,488	782	864	797	12,076	17,026	17,316	33	45	623	642
25-49	178	204		5,612	6,408		167	197	25,274	39,972		154	172		5,015	7,376		15		361	
50-99	57	54	44	3,332	3,330	2,619	52	54	15,271	22,195	17,064	54	49	44	4,024	4,201	2,496	19	11	664	459
100 and over	19	16	12	2,890	2,967	2,410	19	16	17,710	14,790	18,930	18	15	12	2,785	4,560	2,027	12	7	821	597
Torrance																					
Total	1,003	1,203	679	29,626	33,406	27,412	953	1,121	178,329	139,471	188,329	878	876	683	41,260	34,572	40,169	199	118	6,504	7,940
None							14	5	1,536	635		14	5	7	281	213	310	6		121	
Under 25	573	716	511	7,901	10,155	11,318	524	648	43,895	32,700	83,149	454	468	509	11,277	10,796	18,356	67	65	1,810	1,930
25-49	257	334		8,657	11,228		246	320	51,080	47,751		245	268		12,431	12,018		59		1,555	
50-99	142	113	111	8,849	6,654	7,056	138	108	55,935	29,496	45,359	135	97	110	12,356	5,734	9,292	55	27	2,289	1,840
100-199	28	33	43	3,369	3,629	5,273	28	33	20,371	19,106	33,748	27	33	43	3,985	3,611	6,994	12	26	731	4,170
200 and over	3	7	14	850	1,740	3,765	3	7	5,512	9,783	26,073	3	5	14	930	2,200	5,217				

COUNTY TABLE 1.—CHICKENS ON FARMS 1940, 1935, AND 1930; CHICKEN EGGS PRODUCED AND CHICKENS RAISED 1939, 1934, AND 1929; AND CHICKENS SOLD, 1939 AND 1929; CLASSIFIED BY NUMBER ON HAND—Continued

(Chickens on hand over 4 months old Apr. 1, 1940 and over 3 months old Jan. 1, 1935 and Apr. 1, 1930)

STATE OR COUNTY AND NUMBER OF CHICKENS ON HAND	CHICKENS ON HAND						CHICKEN EGGS PRODUCED					CHICKENS RAISED						CHICKENS SOLD			
	Farms reporting			Number			Farms reporting		Dozens			Farms reporting			Number			Farms reporting		Number	
	1940 (Apr.1)	1935 (Jan.1)	1930 (Apr.1)	1940 (Apr. 1)	1935 (Jan. 1)	1930 (Apr. 1)	1939	1934	1939	1934	1929	1939	1934	1929	1939	1934	1929	1939	1929	1939	1929
NEW MEXICO—Con.																					
Union																					
Total	877	1,312	1,298	43,031	50,857	85,975	822	1,235	282,271	233,918	533,984	747	1,021	1,296	65,833	71,495	135,867	277	447	13,659	28,359
None	———	———	———	———	———	———	4	12	695	1,076	430	4	10	3	234	644	200	3	4	75	72
Under 25	256	485	580	4,195	8,354	15,815	219	425	29,298	36,832	118,110	169	325	576	6,661	14,139	30,054	30	120	925	5,704
25-49	292	509		10,298	18,003		281	489	69,374	79,971		266	407		18,274	25,500		79		2,571	
50-99	245	242	453	15,691	14,608	29,796	237	235	95,369	66,664	185,689	227	214	452	23,174	20,661	48,052	105	164	4,921	8,824
100-199	72	68	205	8,605	7,702	25,026	70	66	52,657	35,910	137,420	70	57	205	12,990	8,386	38,549	52	117	4,271	8,870
200 and over	12	8	60	4,242	2,190	15,338	11	8	34,878	13,465	92,335	11	8	60	4,500	2,165	19,012	8	42	896	4,889
Valencia																					
Total	1,271	1,360	691	30,175	25,620	17,990	1,136	1,307	174,627	109,496	126,134	1,110	1,168	709	52,366	29,445	28,167	239	240	9,883	7,646
None	———	———	———	———	———	———	8	1	573	25	2,149	54	2	25	1,069	30	756	5	7	398	209
Under 25	942	1,044	605	11,366	12,512	10,135	813	1,009	58,920	51,873	64,685	746	909	598	19,292	14,190	16,725	160	193	2,352	4,115
25-49	192	250		6,063	7,969		182	234	36,884	36,914		180	207		12,742	9,843		37		2,776	
50-99	94	51	66	5,766	2,914	4,345	91	48	37,943	9,814	33,941	88	37	66	10,557	3,123	4,931	20	27	2,274	1,081
100-199	32	11	14	4,185	1,225	1,660	32	11	27,924	5,040	12,481	31	9	14	5,393	1,039	1,850	11	8	1,150	551
200 and over	11	4	6	2,795	1,000	1,850	10	4	12,383	5,830	12,878	11	4	6	3,313	1,220	3,905	6	5	933	1,690
NEW YORK																					
Total	106,840	136,387	133,086	11,190,414	12,648,459	11,953,862	101,026	128,672	97,212,251	97,167,468	97,926,714	89,109	104,663	132,770	20,461,621	17,222,020	19,518,198	48,555	71,736	12,176,942	9,194,145
None	———	———	———	———	———	———	2,162	1,101	1,660,249	562,587	782,331	2,939	1,084	1,526	2,154,993	358,002	322,212	2,479	1,396	2,003,428	280,189
Under 25	27,906	32,545	64,799	396,290	478,892	1,706,624	23,899	28,200	3,197,797	3,372,784	13,444,441	18,656	20,968	63,498	911,562	657,666	3,016,881	4,776	22,833	460,187	1,080,803
25-49	28,030	38,853		927,412	1,281,557		26,008	36,509	6,635,071	8,485,204		22,429	29,612		1,540,310	1,456,637		8,391		621,330	
50-99	22,201	32,270	36,312	1,409,932	2,024,553	2,323,788	21,059	30,916	10,228,115	13,854,800	17,421,029	18,813	25,811	36,044	2,254,635	2,327,087	3,466,541	11,229	21,952	1,002,840	1,375,548
100-199	14,294	17,839	18,689	1,809,174	2,230,481	2,352,296	13,773	17,314	14,437,603	16,346,724	17,987,399	12,708	14,358	18,532	3,064,271	2,791,814	3,546,794	9,777	14,042	1,575,379	1,608,667
200-399	8,728	9,318	8,539	2,221,052	2,373,850	2,172,057	8,515	9,137	18,919,123	18,809,463	18,020,024	8,078	7,776	8,466	3,426,864	3,057,617	3,373,241	6,850	7,206	1,871,082	1,686,713
400-799	3,961	3,966	(1)	2,033,397	2,033,771	(1)	3,905	3,919	18,903,032	16,963,838	(1)	3,798	3,551	(1)	3,187,626	2,924,705	(1)	3,462	(1)	1,930,869	(1)
800-1599	1,332	1,257	(1)	1,369,386	1,298,446	(1)	1,318	1,244	13,310,574	11,450,609	(1)	1,302	1,178	(1)	2,199,211	2,066,587	(1)	1,220	(1)	1,445,099	(1)
1600-3199	315	281	(1)	664,005	591,565	(1)	314	277	6,684,235	4,882,854	(1)	313	269	(1)	1,090,092	1,024,831	(1)	300	(1)	719,810	(1)
3200 and over	73	58	(1)	359,766	335,344	(1)	73	55	3,236,452	2,438,625	(1)	73	56	(1)	632,057	557,074	(1)	71	(1)	546,918	(1)
400-699	3,482	3,524	3,065	1,692,058	1,716,766	1,485,209	3,430	3,481	15,618,154	14,241,064	13,048,333	3,330	3,137	3,031	2,632,720	2,433,186	2,395,694	3,028	2,749	1,595,462	1,250,010
700-999	1,068	988	929	838,788	778,158	731,969	1,057	979	8,258,874	6,806,772	6,636,191	1,039	923	925	1,360,804	1,191,667	1,273,510	970	856	857,347	711,091
1000-2499	984	928	678	1,333,711	1,251,173	904,013	976	917	13,030,742	10,871,196	8,272,267	971	877	674	2,172,237	2,064,145	1,629,152	912	634	1,436,127	947,215
2500 and over	147	122	75	561,997	513,029	277,906	147	118	5,226,523	3,816,894	2,314,699	146	117	74	943,225	884,199	494,173	143	68	753,760	253,909
Albany																					
Total	1,510	1,793	1,701	198,283	188,923	182,990	1,488	1,636	1,635,501	1,432,681	1,498,509	1,258	1,426	1,689	392,585	290,627	324,985	794	1,040	228,960	153,565
None	———	———	———	———	———	———	35	8	21,908	2,055	4,824	41	10	19	22,831	1,490	8,267	37	17	19,268	5,130
Under 25	295	338	669	4,065	4,863	18,752	269	271	36,810	38,407	159,100	183	216	650	11,298	7,972	37,104	49	259	5,862	13,178
25-49	351	443		11,637	14,778		337	397	85,646	102,132		264	347		23,591	21,485		103		11,379	
50-99	332	502	490	21,057	31,263	31,447	326	465	174,057	213,981	236,143	283	416	481	44,418	46,547	47,006	175	301	25,035	18,022
100-199	239	276	319	30,047	33,965	39,859	233	265	245,966	247,095	318,263	211	231	317	55,389	48,389	67,049	172	264	26,535	31,037
200-399	177	148	145	44,950	37,555	35,435	175	145	324,117	291,709	293,840	164	125	144	76,497	56,841	60,509	151	125	43,857	30,044
400-799	76	59	(1)	39,220	29,536	(1)	75	58	326,185	242,643	(1)	73	55	(1)	69,791	47,744	(1)	69	(1)	45,861	(1)

800-1599	35	22	(1)	35,350	21,963	(1)	33	22	294,002	213,359	(1)	34	21	(1)	68,070	38,624	(1)	33	(1)	38,263	(1)
1600 and over	5	5	(1)	11,957	15,000	(1)	5	5	126,810	81,300	(1)	5	5	(1)	20,700	21,535	(1)	5	(1)	12,800	(1)
400-699	66	56	43	32,120	27,436	21,037	65	55	263,448	225,888	169,082	63	52	43	53,891	44,744	37,047	59	40	35,535	19,161
700-999	24	16	22	18,650	13,063	17,470	23	16	156,455	111,358	147,343	23	16	22	35,950	24,224	32,950	23	22	23,931	21,628
1000 and over	26	14	13	35,757	26,000	18,990	25	14	327,094	200,056	169,914	26	13	13	68,720	38,935	35,053	25	12	37,458	15,365
Allegany																					
Total	2,231	3,049	2,888	169,999	227,071	234,672	2,126	2,888	1,305,558	1,727,325	1,998,002	1,736	2,227	2,890	224,796	224,594	319,092	967	1,498	116,915	146,456
None	-----	-----	-----	-----	-----	-----	38	30	11,284	13,714	29,633	27	23	18	2,720	2,251	4,935	34	21	2,560	4,931
Under 25	687	868	1,535	9,753	12,445	39,931	615	764	68,927	89,662	335,299	393	572	1,524	14,661	13,777	64,245	146	563	7,543	28,025
25-49	634	906		20,898	30,020		595	855	139,808	197,833		486	695		25,156	29,746		212		10,059	
50-99	424	672	714	27,125	42,331	45,678	401	647	168,467	289,679	378,842	380	483	713	34,691	35,352	59,984	216	414	14,302	25,878
100-199	292	337	379	36,550	42,946	48,362	286	329	283,797	331,073	384,187	267	248	376	47,118	37,306	63,137	201	274	22,081	25,066
200-399	138	195	184	33,593	49,047	48,434	135	193	271,844	424,311	395,689	129	147	184	47,005	44,387	56,249	106	157	28,445	27,346
400-799	39	47	(1)	19,495	23,875	(1)	39	47	180,511	208,724	(1)	38	38	(1)	24,252	24,821	(1)	37	(1)	15,389	(1)
800-1599	12	20	(1)	11,485	17,897	(1)	12	20	75,140	126,313	(1)	11	17	(1)	14,393	21,514	(1)	11	(1)	11,159	(1)
1600 and over	5	4	(1)	11,100	8,510	(1)	5	3	105,780	46,016	(1)	5	4	(1)	14,800	15,440	(1)	4	(1)	5,375	(1)
400-699	36	42	49	17,345	20,275	23,349	36	42	157,311	182,646	204,555	35	33	49	20,852	20,721	30,818	34	44	13,539	17,445
700-999	9	21	14	7,050	16,997	11,518	9	21	52,060	118,166	102,041	8	18	14	10,280	18,264	15,280	8	13	6,550	8,045
1000-2499	8	7	11	10,185	10,310	13,950	8	6	65,260	52,658	117,798	8	7	10	13,113	20,290	16,644	7	10	7,059	9,722
2500 and over	3	1	2	7,500	2,700	5,450	3	1	86,800	27,583	49,958	3	1	2	9,200	2,500	7,800	3	2	4,775	5,000
Bronx																					
Total	2	-----	1	(2)	-----	6	2	-----	(2)	-----	60	2	-----	1	(2)	-----	10	1	1	(2)	4
Broome																					
Total	1,969	2,465	2,474	180,921	195,236	198,396	1,861	2,299	1,604,564	1,464,614	1,588,689	1,651	1,883	2,498	329,207	278,529	327,407	924	1,409	199,308	166,298
None	-----	-----	-----	-----	-----	-----	56	16	30,214	7,931	21,410	82	21	48	23,961	2,509	5,576	61	39	19,311	6,045
Under 25	722	757	1,339	9,582	10,636	33,882	626	656	83,981	78,671	256,822	488	470	1,321	25,975	13,857	65,350	143	528	14,070	29,223
25-49	481	756		15,781	24,385		440	715	110,016	167,914		390	607		34,431	27,471		187		17,261	
50-99	367	499	623	23,106	30,549	39,626	351	476	184,812	221,649	306,055	317	420	622	42,262	37,728	60,937	219	409	22,301	26,752
100-199	181	227	302	22,731	27,957	38,028	174	215	177,761	193,474	304,409	165	174	299	47,691	34,182	62,077	137	247	27,154	32,182
200-399	138	147	132	34,148	37,991	34,255	134	143	269,191	268,883	274,158	129	119	130	50,646	56,760	51,940	102	116	28,249	27,060
400-799	49	56	(1)	25,721	29,213	(1)	49	55	241,758	232,346	(1)	49	50	(1)	37,864	49,622	(1)	44	(1)	24,462	(1)
800-1599	23	16	(1)	22,952	16,005	(1)	23	16	221,923	135,599	(1)	23	15	(1)	32,877	27,800	(1)	23	(1)	23,700	(1)
1600-3199	4	5	(1)	6,900	10,700	(1)	4	5	81,408	81,152	(1)	4	5	(1)	12,000	17,600	(1)	4	(1)	6,800	(1)
3200 and over	4	2	(1)	20,000	7,800	(1)	4	2	203,500	76,995	(1)	4	2	(1)	21,500	11,000	(1)	4	(1)	16,000	(1)
400-699	42	47	52	20,771	22,738	25,490	42	46	186,932	170,480	204,498	42	41	52	28,864	37,472	40,254	38	45	19,762	22,766
700-999	17	17	16	13,427	13,225	13,100	17	17	139,975	123,734	106,765	17	16	16	22,318	20,200	23,473	16	16	15,300	12,170
1000-2499	17	11	10	21,375	14,255	14,015	17	11	218,182	110,883	114,572	17	11	10	31,559	31,750	17,800	17	9	19,900	10,100
2500 and over	4	4	-----	20,000	13,500	-----	4	4	203,500	120,995	-----	4	4	-----	21,500	16,600	-----	4	-----	16,000	-----
Cattaraugus																					
Total	2,745	3,652	3,290	213,525	269,194	261,983	2,457	3,462	1,669,409	2,108,197	2,280,388	2,128	2,856	3,311	359,032	328,885	402,998	1,113	1,831	190,332	198,279
None	-----	-----	-----	-----	-----	-----	56	40	32,331	17,022	24,239	73	28	41	33,555	3,430	7,254	61	48	32,417	7,585
Under 25	942	1,086	1,712	13,061	15,733	45,075	737	995	86,543	127,728	363,228	542	733	1,697	29,073	21,734	76,810	162	671	14,347	30,018
25-49	767	1,027		25,562	33,723		693	954	172,676	245,582		603	822		37,491	40,501		259		13,752	
50-99	461	811	878	28,725	50,936	55,503	425	772	208,136	387,679	410,044	384	686	876	42,537	59,672	77,871	224	538	18,978	33,411
100-199	337	416	419	42,562	52,031	53,173	314	400	313,167	402,778	426,090	300	324	417	59,304	62,544	74,734	216	325	24,044	34,588
200-399	165	218	188	41,585	55,426	47,155	159	210	314,374	451,043	426,033	154	183	187	64,848	72,309	71,329	123	160	28,591	39,961
400-799	53	78	(1)	27,810	38,445	(1)	53	77	259,848	330,990	(1)	53	66	(1)	42,374	45,545	(1)	50	(1)	27,206	(1)
800-1599	14	12	(1)	13,420	12,700	(1)	14	11	83,484	102,815	(1)	13	10	(1)	19,350	13,850	(1)	12	(1)	12,497	(1)
1600 and over	6	4	(1)	20,800	10,200	(1)	6	3	198,850	42,560	(1)	6	4	(1)	30,500	9,300	(1)	6	(1)	18,500	(1)
400-699	45	74	64	22,110	35,545	30,052	45	73	207,785	305,695	268,665	45	63	64	30,734	42,995	45,548	42	60	21,886	23,861
700-999	17	7	18	13,120	5,500	13,575	17	7	99,321	50,695	156,357	16	4	18	20,790	3,650	26,780	15	18	10,217	18,570
1000-2499	8	12	8	11,800	16,300	9,350	8	11	85,326	119,975	116,882	8	12	8	20,700	19,550	14,422	8	8	11,600	8,757
2500 and over	3	1	3	15,000	4,000	8,100	3	-----	149,750	-----	88,850	3	1	3	20,000	2,500	8,250	3	3	14,500	1,530

[1] Comparison with later censuses may be found in groups below beginning with 400-699. [2] Where there are less than 3 farms reporting, data are included only in the State totals.

COUNTY TABLE 1.—CHICKENS ON FARMS 1940, 1935, and 1930; CHICKEN EGGS PRODUCED AND CHICKENS RAISED 1939, 1934, AND 1929; AND CHICKENS SOLD, 1939 and 1929; CLASSIFIED BY NUMBER ON HAND—Continued

(Chickens on hand over 4 months old Apr. 1, 1940 and over 3 months old Jan. 1, 1935 and Apr. 1, 1930)

STATE OR COUNTY AND NUMBER OF CHICKENS ON HAND	CHICKENS ON HAND						CHICKEN EGGS PRODUCED					CHICKENS RAISED						CHICKENS SOLD			
	Farms reporting			Number			Farms reporting		Dozens			Farms reporting			Number			Farms reporting		Number	
	1940 (Apr.1)	1935 (Jan.1)	1930 (Apr1)	1940 (Apr. 1)	1935 (Jan. 1)	1930 (Apr. 1)	1939	1934	1939	1934	1929	1939	1934	1929	1939	1934	1929	1939	1929	1939	1929
NEW YORK—Con.																					
Cayuga																					
Total	2,581	3,205	3,251	340,864	369,190	338,295	2,445	3,060	3,007,079	2,879,484	2,708,841	2,208	2,433	3,283	561,579	460,812	518,568	1,495	2,021	343,176	255,271
None	———	———	———	———	———	———	58	22	68,161	13,052	22,737	72	22	39	31,126	5,133	6,093	77	44	28,771	5,543
Under 25	446	531	1,129	6,222	7,562	30,778	367	462	70,920	57,649	239,870	299	308	1,127	21,525	11,992	53,798	112	438	14,072	21,698
25-49	519	700		17,475	23,479		477	657	119,066	157,360		409	522		32,905	22,269		186		13,263	
50-99	590	818	988	38,465	52,775	64,677	553	788	266,711	374,604	469,091	496	614	985	64,115	49,472	102,815	333	624	29,812	49,259
100-199	512	626	709	66,396	78,322	89,333	488	606	522,664	577,713	639,118	451	506	707	107,105	89,696	129,694	351	540	56,789	58,219
200-399	325	370	301	82,729	93,786	75,889	315	366	700,902	754,446	602,585	296	315	301	118,567	110,896	106,064	264	258	71,456	54,149
400-799	144	119	(1)	73,552	61,360	(1)	143	119	719,959	525,515	(1)	140	106	(1)	98,547	77,026	(1)	131	(1)	65,053	(1)
800-1599	36	33	(1)	37,625	32,575	(1)	35	32	359,276	316,285	(1)	36	32	(1)	63,639	64,528	(1)	32	(1)	42,860	(1)
1600 and over	9	8	(1)	18,400	19,331	(1)	9	8	179,420	102,860	(1)	9	8	(1)	24,050	29,800	(1)	9	(1)	21,100	(1)
400-699	131	104	86	64,347	50,468	41,408	130	104	624,754	437,464	394,822	127	91	86	87,952	58,086	65,053	121	80	56,990	36,680
700-999	28	32	28	21,625	25,047	22,357	27	31	210,474	226,050	216,566	28	31	28	32,145	44,003	37,211	24	28	22,633	21,763
1000-2499	27	22	10	35,505	29,551	13,853	27	22	357,227	269,896	124,052	27	22	10	58,239	55,565	17,840	24	9	39,090	7,960
2500 and over	3	2	———	8,100	8,200	———	3	2	66,200	11,250	———	3	2	———	7,900	13,700	———	3	———	10,300	———
Chautauqua																					
Total	3,507	4,964	4,802	339,246	514,469	495,530	3,280	4,692	3,070,658	4,540,264	4,165,432	2,914	3,701	4,855	586,930	658,101	841,806	1,734	2,668	368,104	423,568
None	———	———	———	———	———	———	121	66	72,341	57,898	57,778	169	55	87	48,632	9,742	21,410	138	80	49,405	16,994
Under 25	1,064	1,326	2,352	14,415	18,654	58,506	871	1,156	123,250	157,821	465,801	682	807	2,332	32,068	26,607	115,097	211	818	17,379	43,620
25-49	844	1,288		27,683	41,830		770	1,197	194,691	318,472		661	1,020		48,313	49,557		302		20,713	
50-99	661	976	1,056	41,800	61,521	68,650	616	927	329,406	472,876	540,536	558	739	1,051	77,040	70,339	106,148	373	649	38,097	46,547
100-199	464	655	698	59,957	84,482	90,903	437	633	474,092	711,683	730,938	404	486	694	98,141	106,449	149,500	318	514	49,118	70,919
200-399	291	438	463	74,971	113,903	120,301	285	433	692,426	1,031,369	1,090,840	267	342	460	111,500	134,368	189,695	232	402	63,152	105,392
400-799	146	217	(1)	74,809	110,445	(1)	143	216	682,584	1,009,576	(1)	137	194	(1)	110,792	156,404	(1)	124	(1)	82,468	(1)
800-1599	33	55	(1)	33,811	58,964	(1)	33	55	361,868	531,908	(1)	32	49	(1)	45,444	69,035	(1)	32	(1)	33,372	(1)
1600 and over	4	9	(1)	11,800	24,670	(1)	4	9	140,000	248,661	(1)	4	9	(1)	15,000	35,600	(1)	4	(1)	14,400	(1)
400-699	125	190	165	59,919	91,090	80,825	122	189	557,421	840,383	693,993	117	168	163	90,127	127,484	136,837	105	141	68,491	69,198
700-999	39	48	42	30,126	37,094	33,015	39	48	298,750	328,003	294,823	38	45	42	41,509	48,305	63,489	36	39	27,020	33,726
1000 and over	19	43	26	30,375	65,895	43,330	19	43	328,281	621,759	290,723	18	39	26	39,600	85,250	59,630	19	25	34,729	37,172
Chemung																					
Total	1,051	1,	1,367	181,011	182,172	155,943	1,008	1,449	1,721,298	1,567,020	1,395,245	867	1,126	1,378	251,110	252,120	248,093	605	871	144,602	122,768
None	———	———	———	———	———	———	39	15	29,554	8,975	3,753	65	15	12	19,096	3,696	1,522	47	18	14,457	1,478
Under 25	230	345	580	3,186	5,004	15,549	188	311	26,988	40,945	124,752	118	198	579	8,827	5,818	30,029	52	244	6,132	14,512
25-49	204	386		6,766	12,799		191	379	56,034	108,036		147	288		10,433	18,571		76		5,745	
50-99	175	306	371	11,388	18,905	23,641	163	293	84,111	154,991	184,965	134	239	371	15,958	25,726	34,256	86	247	7,188	13,951
100-199	153	194	199	20,113	24,834	26,088	140	185	168,018	182,174	223,197	129	143	199	32,891	32,615	39,364	102	162	15,327	18,683
200-399	162	146	129	42,873	37,750	33,646	160	143	375,455	323,856	285,230	150	124	129	55,429	47,684	52,184	131	114	28,173	27,256
400-799	88	99	(1)	46,360	52,263	(1)	88	98	481,405	451,280	(1)	86	94	(1)	55,041	68,975	(1)	74	(1)	33,377	(1)
800-1599	32	20	(1)	31,975	18,917	(1)	32	20	332,604	193,623	(1)	31	20	(1)	40,000	28,835	(1)	30	(1)	22,662	(1)
1600 and over	7	5	(1)	18,350	11,700	(1)	7	5	167,131	103,140	(1)	7	5	(1)	13,435	22,200	(1)	7	(1)	11,541	(1)
400-699	72	88	66	34,825	44,338	32,319	72	87	361,414	380,017	313,096	70	84	66	40,861	58,075	44,957	59	65	24,781	24,781
700-999	31	22	15	24,105	17,045	10,700	31	22	255,174	162,382	107,535	31	21	13	31,330	24,735	21,261	30	12	18,548	10,707
1000-2499	21	12	8	27,755	14,997	10,000	21	12	271,126	158,004	102,717	20	12	8	30,085	25,700	14,520	19	8	20,451	7,400
2500 and over	3	2	1	10,000	6,500	4,000	3	2	93,424	47,640	50,000	3	2	1	6,200	11,500	10,000	3	1	3,800	4,000

Chenango																				
Total	1,984	2,395	2,585	350,788	364,957	360,289	1,777	2,178	3,327,310	3,271,823	3,272,229	1,678	1,721	2,582	535,582	483,240	581,971	991	1,354	370,271	292,866
None	—	—	—	—	—	—	50	29	88,369	55,261	47,977	87	28	33	35,286	9,120	13,515	90	34	36,955	13,214
Under 25	545	622	1,232	7,425	8,935	29,734	414	499	58,519	76,049	253,554	397	459	1,211	23,283	8,791	56,556	86	387	13,773	23,167
25-49	410	566		13,504	18,400		345	498	101,428	125,487		338	355		20,432	15,616		116		9,505	
50-99	319	457	502	20,440	28,663	32,305	285	426	142,102	222,349	269,610	236	316	496	28,194	27,229	48,766	153	268	16,688	21,270
100-199	235	297	355	30,618	39,007	46,514	217	279	249,169	268,256	388,066	187	213	352	46,967	42,675	75,117	154	244	26,528	34,351
200-399	247	239	287	65,666	60,956	75,340	240	234	587,995	567,510	692,081	222	164	283	87,185	71,038	108,112	190	235	51,710	55,279
400-799	138	133	(1)	73,417	89,574	(1)	136	133	660,394	623,507	(1)	124	111	(1)	91,260	105,641	(1)	119	(1)	57,902	(1)
800-1599	61	59	(1)	62,912	62,719	(1)	61	58	606,728	546,862	(1)	59	54	(1)	79,725	98,851	(1)	56	(1)	51,305	(1)
1600-3199	23	16	(1)	46,006	31,653	(1)	23	16	477,118	300,730	(1)	22	15	(1)	75,650	50,079	(1)	22	(1)	50,685	(1)
3200 and over	6	6	(1)	30,800	45,050	(1)	6	6	355,488	505,812	(1)	6	6	(1)	47,600	54,200	(1)	5	(1)	55,220	(1)
400-699	118	116	119	59,122	57,306	58,322	116	116	537,115	510,588	519,562	107	97	118	74,415	87,695	87,141	102	105	46,712	48,814
700-999	45	43	50	35,690	34,325	39,390	45	42	332,791	306,290	369,120	42	39	49	43,795	50,572	76,553	39	41	26,520	28,680
1000-2499	56	48	30	79,623	69,315	39,734	56	48	792,236	628,350	350,253	53	44	30	117,525	116,304	63,111	53	30	76,860	31,666
2500 and over	9	7	10	38,700	48,050	38,950	9	7	437,586	531,683	382,006	9	6	10	58,500	54,200	53,100	8	10	65,020	36,425
Clinton																					
Total	1,952	2,317	2,359	71,801	85,874	96,516	1,804	2,087	549,136	508,038	732,162	1,575	1,873	2,355	104,701	110,177	142,441	469	891	40,604	53,210
None	—	—	—	—	—	—	30	21	7,730	3,407	2,165	36	21	12	1,704	882	675	22	9	891	397
Under 25	879	1,017	1,892	13,177	15,029	45,809	773	898	94,650	87,616	348,587	610	737	1,878	16,373	19,081	68,507	92	579	2,738	17,751
25-49	715	876		23,695	28,134		661	783	164,527	151,554		614	741		29,308	28,973		161		6,778	
50-99	263	304	355	16,262	18,331	22,082	247	272	119,424	102,377	166,144	229	265	354	19,614	19,346	26,647	127	210	6,037	9,498
100-199	70	84	71	8,672	10,075	8,624	68	78	64,915	58,980	75,553	63	75	71	11,346	14,046	13,109	45	57	4,200	6,581
200-399	18	29	22	4,818	7,377	5,798	18	28	56,090	47,638	40,925	16	28	22	7,717	11,000	8,621	15	19	5,528	4,874
400 and over	7	7	19	5,177	6,928	14,403	7	7	41,800	56,466	98,788	7	6	18	18,639	16,849	24,882	7	17	14,432	14,109
Columbia																					
Total	1,573	1,936	1,791	183,413	160,970	171,150	1,507	1,808	1,443,920	1,112,873	1,325,385	1,380	1,631	1,800	449,861	268,274	378,214	618	945	275,915	198,161
None	—	—	—	—	—	—	16	10	5,140	5,482	7,590	20	10	19	8,842	1,698	20,297	18	18	8,104	14,524
Under 25	383	466	830	5,284	6,846	22,320	352	395	43,038	42,415	164,738	275	341	820	17,278	15,985	44,641	58	283	9,022	15,571
25-49	424	546		14,001	17,822		398	514	87,848	106,880		369	462		32,734	25,224		107		14,993	
50-99	357	515	531	22,385	31,963	34,380	347	494	139,891	208,178	246,094	330	450	531	39,878	44,890	60,559	150	316	13,813	25,758
100-199	197	248	274	24,572	30,131	34,492	190	242	160,183	197,261	250,448	185	219	274	45,146	42,547	53,552	115	207	19,812	23,516
200-399	112	106	91	28,227	26,309	22,371	106	99	214,992	174,354	179,431	106	96	91	46,515	43,210	36,365	82	66	21,169	18,497
400-799	68	32	(1)	35,525	16,945	(1)	66	32	285,405	105,316	(1)	65	30	(1)	59,992	29,755	(1)	58	(1)	36,605	(1)
800-1599	21	18	(1)	21,971	19,175	(1)	21	17	182,593	161,760	(1)	19	18	(1)	29,176	45,165	(1)	19	(1)	20,003	(1)
1600-3199	8	4	(1)	15,448	7,779	(1)	8	4	136,830	81,227	(1)	8	4	(1)	21,300	14,800	(1)	8	(1)	17,394	(1)
3200 and over	3	1	(1)	16,000	4,000	(1)	3	1	188,000	30,000	(1)	3	1	(1)	149,000	5,000	(1)	3	(1)	115,000	(1)
400-699	59	28	39	29,160	14,145	19,161	57	28	224,859	92,066	167,274	56	26	39	45,792	26,555	46,031	49	31	26,405	21,545
700-999	20	10	8	15,833	8,000	6,665	20	10	136,141	58,938	55,415	19	10	8	28,826	19,900	20,060	19	7	19,339	14,750
1000-2499	17	16	16	25,451	21,754	21,281	17	15	220,828	197,299	204,405	16	16	16	34,650	43,265	69,011	16	15	26,758	55,500
2500 and over	4	1	2	18,500	4,000	10,500	4	1	211,000	30,000	49,990	4	1	2	150,200	5,000	27,700	4	2	116,500	12,500
Cortland																					
Total	1,104	1,479	1,516	114,213	167,796	123,538	1,053	1,353	1,087,633	1,458,751	998,407	963	1,073	1,529	189,202	216,435	206,620	490	684	116,761	96,237
None	—	—	—	—	—	—	27	13	33,878	5,206	7,587	43	6	20	14,763	408	6,940	33	19	13,228	6,247
Under 25	325	340	787	4,648	5,192	19,922	292	277	36,837	48,434	147,405	225	188	782	8,042	6,448	35,223	44	231	3,998	11,891
25-49	281	447		9,365	14,835		253	403	67,179	121,452		239	331		12,843	14,099		82		5,355	
50-99	221	337	410	14,128	20,994	26,092	208	318	114,705	167,296	185,370	192	257	410	20,990	21,311	37,635	116	203	11,334	13,036
100-199	142	179	200	18,113	21,809	25,532	138	172	145,712	188,000	189,435	132	135	199	30,198	24,659	39,252	101	130	16,931	17,027
200-399	79	100	69	20,252	24,984	17,393	79	94	185,895	199,651	137,872	76	84	68	29,223	36,123	26,440	64	57	15,723	14,398
400-799	37	48	(1)	18,060	24,424	(1)	37	48	181,282	239,068	(1)	37	45	(1)	28,792	32,775	(1)	33	(1)	18,897	(1)
800-1599	15	21	(1)	16,997	22,218	(1)	15	21	209,785	228,982	(1)	15	20	(1)	27,151	44,037	(1)	13	(1)	17,795	(1)
1600-3199	1	5	(1)	2,000	12,585	(1)	1	5	20,000	81,622	(1)	1	5	(1)	4,000	25,175	(1)	1	(1)	2,000	(1)
3200 and over	3	2	(1)	10,650	20,755	(1)	3	2	92,360	179,040	(1)	3	2	(1)	13,200	11,400	(1)	3	(1)	11,500	(1)
400-699	37	44	30	18,060	21,544	14,990	37	44	181,282	202,599	121,865	37	41	30	28,792	30,430	24,460	33	25	18,897	9,615
700-999	5	14	13	4,325	11,194	10,159	5	14	57,900	122,809	106,603	5	13	13	8,300	16,357	17,070	5	12	6,500	11,463
1000-2499	11	13	7	14,672	17,804	9,450	11	13	171,885	159,442	102,270	11	13	7	22,851	36,125	19,600	9	7	13,295	12,560
2500 and over	3	5	—	10,650	29,440	—	3	5	92,360	243,862	—	3	5	—	13,200	30,475	—	3	—	11,500	—

[1] Comparison with later censuses may be found in groups below beginning with 400-899.

COUNTY TABLE 1.—CHICKENS ON FARMS 1940, 1935, AND 1930; CHICKEN EGGS PRODUCED AND CHICKENS RAISED 1939, 1934, AND 1929; AND CHICKENS SOLD, 1939 AND 1929; CLASSIFIED BY NUMBER ON HAND—Continued

(Chickens on hand over 4 months old Apr. 1, 1940 and over 3 months old Jan. 1, 1935 and Apr. 1, 1930)

STATE OR COUNTY AND NUMBER OF CHICKENS ON HAND	CHICKENS ON HAND						CHICKEN EGGS PRODUCED					CHICKENS RAISED						CHICKENS SOLD			
	Farms reporting			Number			Farms reporting		Dozens			Farms reporting			Number			Farms reporting		Number	
	1940 (Apr. 1)	1935 (Jan. 1)	1930 (Apr. 1)	1940 (Apr. 1)	1935 (Jan. 1)	1930 (Apr. 1)	1939	1934	1939	1934	1929	1939	1934	1929	1939	1934	1929	1939	1929	1939	1929
NEW YORK—Con.																					
Delaware																					
Total	2,519	3,186	3,248	248,022	272,218	275,675	2,350	2,988	2,106,514	2,331,669	2,374,806	1,940	2,464	3,242	375,059	350,617	414,555	857	1,467	198,925	195,252
None	—	—	—	—	—	—	52	38	41,315	30,240	28,629	69	26	42	14,094	4,200	4,196	45	44	12,241	4,711
Under 25	792	886	1,805	11,345	13,095	46,069	662	749	78,005	107,057	391,397	476	605	1,767	25,086	16,020	75,158	109	504	14,293	23,334
25-49	715	999		23,543	32,573		656	943	167,900	249,798		540	762		30,764	39,007		154		9,042	
50-99	463	677	760	29,184	41,845	48,867	443	642	217,472	348,984	402,349	386	559	758	39,490	48,843	66,706	183	401	14,977	23,768
100-199	263	317	353	33,943	39,226	44,504	257	311	260,488	321,536	353,956	214	241	353	46,970	45,354	66,764	148	241	20,855	30,789
200-399	171	187	223	44,528	48,351	56,465	165	185	357,418	390,588	475,345	148	155	219	53,675	54,735	75,904	117	180	29,585	33,803
400-799	73	84	(1)	37,021	45,090	(1)	73	84	330,128	358,818	(1)	66	81	(1)	57,688	60,284	(1)	61	(1)	33,095	(1)
800-1599	32	29	(1)	32,808	28,688	(1)	32	29	297,695	274,741	(1)	31	28	(1)	49,292	49,109	(1)	32	(1)	27,123	(1)
1600-3199	6	3	(1)	13,150	5,850	(1)	6	3	149,593	54,857	(1)	6	3	(1)	23,000	9,565	(1)	6	(1)	12,714	(1)
3200 and over	4	4	(1)	22,500	17,500	(1)	4	4	206,500	200,050	(1)	4	4	(1)	35,000	23,500	(1)	4	(1)	25,000	(1)
400-699	63	68	72	30,016	33,555	33,829	63	68	266,719	267,990	278,362	57	66	68	47,888	48,854	43,837	53	63	28,074	23,678
700-999	21	29	20	16,265	22,315	16,150	21	29	142,362	192,800	133,289	19	28	20	29,742	38,074	33,850	19	19	12,459	23,311
1000-2499	26	19	10	33,698	23,758	13,491	26	19	313,835	227,626	124,374	26	18	10	42,350	32,050	27,240	26	10	26,399	14,908
2500 and over	5	4	5	25,500	17,500	16,300	5	4	261,000	200,050	187,105	5	4	5	45,000	23,500	22,900	5	5	31,000	16,950
Dutchess																					
Total	1,428	1,784	1,877	210,812	217,071	212,740	1,356	1,650	1,921,560	1,483,200	1,561,827	1,211	1,382	1,889	450,678	422,602	385,546	628	998	254,661	179,959
None	—	—	—	—	—	—	20	12	23,577	3,575	13,512	35	13	22	97,287	1,566	6,032	26	21	75,707	5,588
Under 25	296	337	761	4,140	4,820	20,522	256	278	33,435	40,585	148,327	195	179	756	8,622	41,791	46,266	35	234	2,670	17,400
25-49	355	423		11,912	13,755		336	384	86,049	92,151		287	314		18,884	18,583		78		4,878	
50-99	305	441	568	19,283	27,755	36,885	289	414	146,241	180,604	264,946	261	367	566	33,035	35,585	68,622	139	327	13,702	31,898
100-199	216	314	301	27,312	39,312	37,240	206	299	227,192	238,853	282,287	193	263	299	45,209	48,304	61,275	137	215	19,852	27,999
200-399	120	157	153	30,776	40,176	38,492	119	153	259,983	256,153	269,566	113	142	152	54,319	52,227	60,846	97	120	25,934	26,435
400-799	86	75	(1)	43,980	39,383	(1)	80	74	390,312	301,798	(1)	77	70	(1)	65,606	65,105	(1)	68	(1)	35,501	(1)
800-1599	38	26	(1)	40,684	27,056	(1)	38	26	458,850	223,541	(1)	38	23	(1)	68,024	62,087	(1)	36	(1)	43,750	(1)
1600 and over	12	11	(1)	32,725	24,814	(1)	12	10	295,921	145,940	(1)	12	11	(1)	61,692	97,354	(1)	12	(1)	32,687	(1)
400-699	76	61	63	36,855	29,266	29,932	71	60	317,859	212,809	238,235	67	56	63	52,406	47,155	53,163	60	54	27,501	26,536
700-999	24	26	11	19,100	20,325	8,752	23	26	181,811	170,602	84,916	24	24	11	31,542	34,550	15,800	21	9	19,550	6,477
1000-2499	29	21	17	39,071	30,262	23,417	29	21	441,196	231,518	201,208	29	20	17	69,032	75,941	43,642	28	15	46,200	22,228
2500 and over	7	4	3	22,363	11,400	17,500	7	3	204,217	56,350	58,830	7	4	3	40,342	66,900	31,900	7	3	18,687	15,400
Erie																					
Total	4,349	5,191	5,131	489,769	580,214	569,755	4,189	5,019	4,157,423	4,304,704	4,546,680	3,669	3,992	5,025	909,859	787,965	926,195	2,129	2,971	458,536	418,121
None	—	—	—	—	—	—	65	16	56,158	7,282	25,348	93	20	48	74,740	5,166	6,289	83	46	59,171	5,351
Under 25	774	848	1,968	11,416	12,746	54,343	692	766	93,797	75,734	398,117	470	535	1,868	31,087	18,658	95,661	115	628	14,587	28,669
25-49	1,022	1,303		34,094	43,468		958	1,258	257,142	273,301		812	967		64,492	51,606		291		22,095	
50-99	1,021	1,318	1,448	64,684	84,234	93,646	979	1,277	497,155	570,982	678,795	874	1,007	1,424	111,249	100,215	141,579	494	890	39,336	51,365
100-199	803	882	958	101,609	110,651	123,053	779	867	819,621	792,374	876,239	728	722	945	184,836	140,003	188,951	550	758	85,198	85,569
200-399	496	551	513	123,346	138,623	130,551	485	548	1,043,998	1,056,691	1,082,964	468	470	501	185,137	177,900	212,346	395	450	88,690	103,890
400-799	181	224	(1)	90,304	111,803	(1)	180	223	838,547	901,628	(1)	175	208	(1)	159,259	158,625	(1)	158	(1)	81,646	(1)
800-1599	46	54	(1)	48,116	57,983	(1)	45	53	441,585	461,413	(1)	43	52	(1)	71,859	99,317	(1)	37	(1)	47,233	(1)
1600 and over	6	11	(1)	16,200	20,706	(1)	6	11	109,420	165,299	(1)	6	11	(1)	27,200	36,475	(1)	6	(1)	20,600	(1)
400-699	163	201	162	77,544	95,298	78,333	162	200	715,788	771,415	697,735	157	186	158	140,284	132,750	127,876	140	148	70,454	68,255
700-999	37	40	39	28,865	30,695	30,528	37	40	273,447	241,155	272,761	35	39	38	45,282	49,923	48,500	33	34	27,390	22,933
1000 and over	33	48	43	48,211	64,499	59,301	32	47	400,317	515,770	514,721	32	46	43	72,752	111,744	104,993	28	37	51,635	52,151

Essex																				
Total	1,037	1,365	1,391	55,272	57,264	65,069	949	1,277	470,994	397,307	542,361	898	1,159	1,395	95,710	101,371	102,818	323	574	48,846	46,085
None	———	———	———	———	———	———	20	14	2,641	2,523	2,795	30	26	23	2,253	7,768	1,755	12	20	365	1,595
Under 25	531	705	1,089	7,164	10,119	24,780	450	626	53,530	59,341	210,826	407	540	1,070	13,996	16,199	40,003	84	360	5,399	11,787
25-49	305	409		9,845	13,411		287	398	69,945	88,841		270	368		15,890	19,359		92		5,510	
50-99	105	158	211	6,568	9,746	12,665	97	153	43,968	59,449	106,541	97	139	211	10,573	17,628	20,664	58	122	4,539	9,129
100-199	40	49	58	5,221	5,862	7,134	39	44	36,125	46,763	59,247	39	46	58	8,509	10,741	10,905	29	43	4,584	5,276
200-399	29	29	14	7,940	7,801	3,358	29	27	61,239	61,112	26,146	28	27	14	16,118	11,940	7,278	23	11	10,200	4,340
400-799	17	11	(1)	7,941	5,700	(1)	17	11	72,688	49,698	(1)	17	9	(1)	11,550	9,846	(1)	15	(1)	8,107	(1)
800 and over	10	4	(1)	10,595	4,525	(1)	10	4	130,860	29,780	(1)	10	4	(1)	16,821	7,890	(1)	10	(1)	12,342	(1)
400-699	17	9	9	7,941	4,300	4,200	17	9	72,688	35,098	38,690	17	7	9	11,550	6,948	6,150	15	9	8,107	5,375
700-999	4	4	6	3,521	3,150	4,682	4	4	50,455	25,580	40,709	4	4	6	7,421	5,690	5,665	4	5	4,392	5,483
1000 and over	6	2	4	7,074	2,775	6,250	6	2	80,405	18,800	57,409	6	2	4	9,400	5,100	10,400	6	4	7,950	7,100
Franklin																					
Total	1,824	2,117	2,230	74,058	76,804	84,241	1,698	1,880	543,975	448,996	655,288	1,506	1,535	2,259	104,083	84,828	128,974	525	1,014	49,106	54,044
None	———	———	———	———	———	———	19	19	4,660	2,206	6,093	24	24	38	2,782	1,354	2,572	17	26	2,187	2,038
Under 25	820	941	1,774	11,653	13,452	42,301	725	781	74,102	69,331	331,216	655	661	1,765	15,855	12,770	59,975	118	665	3,715	19,707
25-49	588	780		19,237	25,126		557	704	128,023	128,557		471	553		21,251	21,352		157		6,280	
50-99	288	296	343	17,910	17,884	21,187	272	278	114,202	100,353	156,765	245	215	343	23,397	20,024	27,854	143	227	11,005	12,154
100-199	80	63	75	9,962	7,761	9,483	78	63	91,012	57,808	69,342	68	52	75	13,573	9,433	15,845	56	62	7,661	8,859
200-399	37	29	32	9,286	7,601	7,940	36	27	79,573	49,422	60,440	32	23	32	12,375	11,445	16,711	24	29	6,279	7,806
400 and over	11	8	6	6,010	5,050	3,330	11	8	52,403	41,539	51,432	11	7	6	14,850	8,450	6,017	10	5	11,981	3,500
Fulton																					
Total	989	1,055	1,050	55,176	56,596	61,142	920	1,030	439,673	327,039	482,836	886	868	1,041	122,667	86,645	108,131	362	564	59,892	52,165
None	———	———	———	———	———	———	8	13	4,727	2,059	750	19	25	6	1,850	2,478	800	6	4	1,560	602
Under 25		324	658	5,531	4,691	16,885	355	307	40,417	25,337	124,537	294	213	643	13,260	6,420	32,145	79	283	4,684	13,145
25-49	286	364		9,530	11,666		273	350	63,650	66,976		300	298		18,357	15,332		89		4,282	
50-99	173	231	271	10,781	14,160	16,850	169	224	73,338	67,013	121,295	160	205	271	19,179	19,076	25,485	96	179	6,807	11,759
100-199	67	97	80	8,827	11,229	9,652	67	97	63,093	50,658	69,651	86	92	80	16,786	15,674	14,698	53	59	8,989	6,650
200-399	31	32	27	7,998	7,950	6,970	31	32	64,761	45,588	50,638	30	28	27	15,635	11,005	13,953	23	26	9,740	6,559
400-799	10	3	(1)	5,160	1,400	(1)	10	3	46,279	13,673	(1)	10	3	(1)	14,200	2,860	(1)	10	(1)	7,430	(1)
800 and over	7	4	(1)	7,549	5,500	(1)	7	4	83,408	55,735	(1)	7	4	(1)	23,400	13,800	(1)	6	(1)	16,400	(1)
400-699	9	3	9	4,410	1,400	4,410	9	3	32,996	13,673	43,600	9	3	9	12,100	2,860	9,750	9	8	5,730	6,200
700-999	3	1	2	2,399	800	1,400	3	1	31,983	8,292	14,904	3	1	2	3,800	1,000	2,800	2	2	3,000	2,000
1000 and over	5	3	3	5,900	4,700	4,975	5	3	64,708	47,443	57,461	5	3	3	21,700	12,800	8,500	5	3	15,100	5,250
Genesee																					
Total	1,878	2,217	2,216	222,927	212,249	214,752	1,779	2,107	2,013,410	1,577,875	1,717,952	1,456	1,575	2,212	317,062	249,331	345,211	939	1,320	174,531	168,191
None	———	———	———	———	———	———	54	7	60,737	2,340	4,875	47	8	15	12,537	1,966	1,729	47	15	15,373	2,316
Under 25	336	351	875	4,772	5,237	25,051	276	313	42,939	43,558	186,717	193	206	862	8,323	5,106	48,039	52	329	4,068	19,805
25-49	449	617		14,818	20,936		400	580	113,603	127,642		311	410		19,816	18,539		122		8,973	
50-99	434	636	703	27,750	40,867	45,042	408	609	202,246	264,145	316,111	318	477	698	34,481	42,219	66,110	214	452	14,183	28,292
100-199	340	343	395	43,689	42,672	50,526	329	333	369,686	322,466	386,334	288	242	394	63,744	46,681	75,275	242	304	28,299	32,781
200-399	212	189	168	54,186	49,007	42,143	205	185	461,317	361,603	353,215	195	158	168	75,680	60,650	64,151	168	147	39,186	31,716
400-799	80	60	(1)	40,533	30,365	(1)	80	59	388,918	262,982	(1)	77	53	(1)	60,626	42,015	(1)	70	(1)	36,902	(1)
800-1599	23	19	(1)	23,969	19,425	(1)	23	19	217,780	154,809	(1)	23	19	(1)	28,155	25,525	(1)	20	(1)	20,513	(1)
1600 and over	4	2	(1)	13,210	3,740	(1)	4	2	156,184	38,330	(1)	4	2	(1)	13,700	6,650	(1)	4	(1)	6,054	(1)
400-699	72	53	49	34,833	25,375	24,605	72	52	336,997	212,725	200,778	69	46	49	54,676	30,915	36,990	62	47	32,417	20,327
700-999	18	14	14	14,088	10,915	11,185	18	14	128,794	100,376	112,023	18	14	14	18,350	20,275	17,017	17	14	12,675	9,738
1000-2499	14	14	11	17,181	17,240	13,700	14	14	160,807	143,020	127,399	14	14	11	17,455	23,000	29,900	12	11	12,383	21,216
2500 and over	3	———	1	11,610	———	2,500	3	———	136,284	———	30,500	3	———	1	12,000	———	6,000	3	1	5,974	2,000
Greene																					
Total	1,196	1,584	1,541	146,312	164,894	141,630	1,140	1,525	1,264,978	1,245,174	1,129,477	1,050	1,278	1,538	335,434	337,761	246,506	540	725	180,051	117,936
None	———	———	———	———	———	———	15	11	7,239	6,005	5,733	28	14	14	10,335	2,250	5,134	21	9	9,216	4,550
Under 25	269	277	737	3,862	4,312	19,139	239	243	43,070	34,058	160,888	197	166	725	15,112	4,512	43,723	56	203	7,199	14,619
25-49	279	442		9,402	14,817		262	426	59,946	122,355		241	360		33,238	35,040		67		15,874	

[1] Comparison with later censuses may be found in groups below beginning with 400-699.

COUNTY TABLE 1.—CHICKENS ON FARMS 1940, 1935, AND 1930; CHICKEN EGGS PRODUCED AND CHICKENS RAISED 1939, 1934, AND 1929; AND CHICKENS SOLD, 1939 AND 1929; CLASSIFIED BY NUMBER ON HAND—Continued

(Chickens on hand over 4 months old Apr. 1, 1940 and over 3 months old Jan. 1, 1935 and Apr. 1, 1930)

STATE OR COUNTY AND NUMBER OF CHICKENS ON HAND	CHICKENS ON HAND						CHICKEN EGGS PRODUCED					CHICKENS RAISED						CHICKENS SOLD			
	Farms reporting			Number			Farms reporting		Dozens			Farms reporting			Number			Farms reporting		Number	
	1940 (Apr. 1)	1935 (Jan. 1)	1930 (Apr. 1)	1940 (Apr. 1)	1935 (Jan. 1)	1930 (Apr. 1)	1939	1934	1939	1934	1929	1939	1934	1929	1939	1934	1929	1939	1929	1939	1929
NEW YORK—Con.																					
Greene—Con.																					
50-99	242	412	397	15,570	27,601	25,198	230	400	104,122	212,831	198,212	214	339	393	31,825	51,047	41,688	112	209	13,626	14,567
100-199	173	253	237	21,485	31,980	29,284	167	248	181,641	234,805	246,012	150	232	236	37,896	68,622	53,232	101	159	17,197	23,595
200-399	148	115	114	36,580	29,054	29,213	140	113	291,978	214,626	238,273	135	96	114	64,800	53,895	46,000	103	93	29,998	22,760
400-799	72	66	(1)	37,549	33,155	(1)	70	66	349,548	263,082	(1)	69	55	(1)	59,578	52,895	(1)	64	(1)	34,241	(1)
800-1599	14	15	(1)	14,064	15,575	(1)	13	15	140,534	127,052	(1)	12	12	(1)	29,150	38,500	(1)	12	(1)	19,600	(1)
1600 and over	4	4	(1)	7,800	8,400	(1)	4	3	86,900	30,360	(1)	4	4	(1)	53,500	31,000	(1)	4	(1)	33,100	(1)
400-699	62	62	42	30,535	30,245	19,271	60	62	274,748	243,922	166,811	59	51	42	47,742	50,295	29,079	55	38	27,895	17,695
700-999	17	9	6	13,028	7,110	4,575	16	9	131,400	45,300	39,903	15	8	6	24,086	7,600	4,800	15	6	16,546	2,250
1000 and over	11	14	8	15,850	19,775	14,950	11	13	170,834	131,272	73,645	11	12	8	70,400	64,500	22,850	10	8	42,500	17,900
Hamilton																					
Total	155	177	137	5,622	5,350	5,682	145	158	38,669	45,216	45,425	132	137	137	7,675	8,108	9,523	33	45	3,064	3,194
None	—	—	—	—	—	—	—	3	—	215	1,500	1	1	1	200	14	250	1	1	200	1,000
Under 25	96	98	104	1,434	1,443	2,716	87	80	8,684	8,577	21,287	80	65	103	2,180	1,854	4,946	10	26	211	647
25-49	35	59		1,066	1,844		34	56	6,823	14,679		29	51		1,320	2,973		8		302	
50-99	15	13	23	842	778	1,426	15	12	5,505	5,345	10,143	14	13	23	1,395	1,400	2,152	5	10	286	567
100-199	5	4	7	755	425	790	5	4	7,602	6,100	5,795	5	4	7	975	625	1,475	5	6	310	830
200 and over	4	3	3	1,525	860	750	4	3	10,055	10,300	6,700	3	3	3	1,605	1,242	700	4	2	1,755	150
Herkimer																					
Total	1,725	2,080	2,026	134,195	127,093	120,642	1,658	1,985	1,075,752	780,282	933,648	1,527	1,853	2,034	216,591	159,986	217,914	728	1,026	109,966	92,789
None	—	—	—	—	—	—	25	31	8,733	6,127	5,959	25	32	24	2,284	2,847	5,143	19	20	1,654	5,244
Under 25	454	532	1,188	6,401	7,886	31,874	395	478	35,354	44,813	247,587	346	312	1,175	11,685	8,133	70,877	57	417	4,361	15,206
25-49	511	734		16,715	24,145		492	686	102,732	128,750		437	584		24,973	27,810		152		7,834	
50-99	432	514	580	26,769	31,575	36,297	422	495	171,031	167,626	272,916	405	449	577	40,372	36,375	52,994	237	386	14,544	21,123
100-199	197	205	186	23,857	24,406	22,709	194	201	184,398	140,510	170,365	184	185	186	35,159	29,993	30,410	143	142	17,305	14,616
200-399	76	66	46	19,363	15,976	11,537	75	65	154,955	114,211	86,400	75	63	46	27,683	17,903	17,465	69	37	14,453	7,571
400-799	43	16	(1)	22,680	7,930	(1)	43	16	198,646	66,151	(1)	43	16	(1)	44,805	11,825	(1)	40	(1)	31,455	(1)
800-1599	7	11	(1)	8,200	11,565	(1)	7	11	76,693	88,841	(1)	7	10	(1)	17,680	16,900	(1)	6	(1)	12,700	(1)
1600 and over	5	2	(1)	10,210	3,610	(1)	5	2	143,210	23,253	(1)	5	2	(1)	11,950	8,200	(1)	5	(1)	5,660	(1)
400-699	36	15	16	17,730	7,160	7,975	36	15	162,946	51,550	64,088	36	15	16	34,905	10,925	17,700	33	14	24,685	10,179
700-999	7	4	4	4,950	3,445	3,150	7	4	35,700	25,053	22,750	7	3	4	9,900	3,600	6,525	7	4	6,770	3,400
1000 and over	12	10	6	18,410	12,500	7,100	12	10	219,903	101,642	63,583	12	10	6	29,630	22,400	16,800	11	6	18,360	15,450
Jefferson																					
Total	3,057	3,935	3,884	172,704	213,515	214,138	2,834	3,684	1,321,562	1,555,543	1,662,436	2,316	3,042	3,875	325,701	279,236	332,181	1,235	1,833	200,194	139,175
None	—	—	—	—	—	—	62	54	18,928	14,146	11,474	62	48	41	69,378	3,387	2,456	56	30	67,136	1,691
Under 25	997	1,185	2,419	14,436	17,155	64,088	834	1,029	98,391	113,706	501,088	571	743	2,373	18,859	19,039	105,079	184	859	8,472	36,318
25-49	1,040	1,480		34,368	48,606		958	1,387	225,441	316,671		781	1,171		42,547	53,596		329		15,707	
50-99	634	833	1,036	39,821	51,595	63,732	604	788	258,958	350,577	466,326	547	692	1,033	59,751	60,608	88,959	364	606	26,379	35,308
100-199	265	287	303	33,076	35,513	36,308	258	280	240,767	266,269	270,592	242	245	302	54,143	44,158	53,382	201	226	28,390	23,689
200-399	80	101	90	20,070	25,273	22,747	77	99	160,216	194,047	185,010	74	95	90	30,032	39,496	35,000	65	78	17,970	17,372
400-799	29	36	(1)	14,667	18,623	(1)	29	35	145,231	159,324	(1)	27	36	(1)	21,341	30,077	(1)	25	(1)	14,801	(1)

800-1599	8	11	(1)	7,780	11,950	(1)	8	10	79,738	100,803	(1)	8	10	(1)	11,450	22,375	(1)	7	(1)	8,289	(1)
1600 and over	4	2	(1)	8,486	4,800	(1)	4	2	93,900	40,000	(1)	4	2	(1)	18,000	6,500	(1)	4	(1)	13,050	(1)
400-699	27	31	18	13,267	15,073	8,000	27	30	133,431	126,262	64,209	25	31	18	20,541	25,877	13,005	23	17	14,151	7,885
700-999	7	7	11	5,780	5,200	8,700	7	7	59,872	55,142	76,630	7	7	11	8,350	6,700	11,700	7	10	6,739	5,662
1000 and over	7	11	7	11,886	15,100	10,563	7	10	125,566	118,723	87,107	7	10	7	22,100	26,375	22,600	6	7	15,250	11,250
Kings																					
Total	7	———	2	931	———	36	7	———	8,073	———	285	3	———	2	85	———	60	———	1	———	25
None	———	———	———	———	———	———	———	———	———	———	285	3	———	2	85	———	60	———	1	———	25
Under 25	3	———	2	36	———	36	3	———	114	———											
25 and over	4	———		895	———		4	———	7,959	———											
Lewis																					
Total	1,611	2,140	2,188	88,949	82,533	88,136	1,534	2,065	500,333	575,345	615,728	1,470	1,771	2,151	89,904	99,912	119,644	562	931	29,886	39,874
None	———	———	———	———	———	———	23	40	2,484	11,214	3,088	23	31	18	829	2,000	710	12	15	465	596
Under 25	561	793	1,586	8,402	11,761	40,905	500	711	55,852	74,585	287,564	463	602	1,553	12,871	15,850	57,742	111	550	3,317	16,476
25-49	599	830		19,612	27,044		577	807	125,212	182,566		551	696		24,049	29,113		178		6,112	
50-99	320	404	449	19,610	25,006	27,534	304	397	132,775	176,195	180,752	306	344	448	25,257	27,937	32,941	162	260	7,957	10,771
100-199	97	89	109	11,648	11,197	12,822	96	86	89,279	81,024	88,524	95	74	108	15,426	14,812	16,053	70	85	6,395	6,916
200-399	28	16	19	6,902	3,750	4,025	28	16	65,862	29,225	28,050	27	16	19	9,622	5,400	5,548	24	16	4,340	1,985
400 and over	6	8	5	2,775	3,775	2,850	6	8	28,889	20,736	27,750	5	8	5	1,850	4,800	6,650	5	5	1,300	3,130
Livingston																					
Total	1,626	2,059	1,979	115,102	143,707	138,009	1,582	1,968	856,415	1,041,889	1,037,298	1,420	1,613	1,995	159,496	164,072	189,480	611	978	78,234	75,669
None	———	———	———	———	———	———	31	8	16,380	1,080	6,543	37	7	21	10,608	352	1,542	25	16	12,227	1,210
Under 25	414	389	883	6,108	5,729	24,407	384	324	43,232	41,486	174,952	332	259	880	10,584	5,140	36,445	73	262	3,495	9,291
25-49	482	636		16,072	21,444		464	615	95,366	141,518		418	464		22,582	19,310		126		6,920	
50-99	407	676	673	25,482	41,960	42,840	387	657	147,482	292,584	290,842	343	559	672	29,557	42,738	55,270	175	370	10,435	19,867
100-199	205	269	318	25,852	32,954	39,255	200	257	191,076	245,537	302,011	176	232	318	32,828	36,847	49,575	118	242	15,592	21,752
200-399	84	77	88	20,382	18,754	22,132	82	75	176,149	149,369	183,928	80	61	88	27,672	23,744	31,963	64	75	15,084	16,167
400-799	26	23	(1)	12,256	11,166	(1)	26	23	105,000	87,915	(1)	26	22	(1)	12,765	15,775	(1)	22	(1)	7,384	(1)
800 and over	8	9	(1)	8,950	11,700	(1)	8	9	81,730	82,400	(1)	8	9	(1)	12,900	20,166	(1)	8	(1)	7,297	(1)
400-699	25	21	13	11,506	9,718	5,825	25	21	94,050	79,755	43,712	25	20	12	12,526	13,575	10,000	21	9	7,284	5,009
700-999	3	8	2	2,450	6,550	1,550	3	8	27,500	62,560	14,470	3	8	2	2,539	11,166	2,000	3	2	1,316	650
1000 and over	6	3	2	7,250	6,660	2,000	6	3	65,180	28,000	20,840	6	3	2	10,800	11,200	2,885	6	2	6,081	1,725
Madison																					
Total	1,808	2,462	2,435	178,508	229,952	224,036	1,702	2,304	1,608,043	1,804,987	1,938,241	1,523	1,810	2,437	279,973	256,136	322,758	802	1,233	157,197	159,980
None	———	———	———	———	———	———	46	24	62,016	13,420	7,149	46	33	24	13,414	5,294	9,098	51	21	13,773	9,254
Under 25	430	519	1,078	6,090	7,351	28,398	354	431	50,241	54,951	236,026	289	317	1,066	13,562	8,996	38,703	72	334	7,183	22,599
25-49	459	698		15,304	22,847		420	654	103,597	155,979		376	515		23,251	21,499		139		8,588	
50-99	433	624	736	27,069	39,114	47,483	407	592	192,908	265,764	399,131	366	471	730	40,831	36,782	60,548	186	407	18,234	21,066
100-199	255	351	361	31,645	43,887	45,512	246	338	246,708	341,364	383,060	225	248	358	44,361	41,853	68,750	162	247	19,611	30,955
200-399	155	174	167	39,854	44,613	42,753	158	171	339,535	375,190	358,160	148	140	167	56,355	51,825	57,787	122	136	29,268	24,717
400-799	53	70	(1)	29,561	36,170	(1)	53	69	310,586	288,238	(1)	51	61	(1)	44,332	45,802	(1)	48	(1)	27,673	(1)
800-1599	19	20	(1)	19,985	22,570	(1)	19	19	200,677	177,271	(1)	18	20	(1)	30,767	27,485	(1)	18	(1)	23,607	(1)
1600 and over	4	6	(1)	9,000	13,400	(1)	4	6	101,775	134,810	(1)	4	5	(1)	18,100	16,600	(1)	4	(1)	9,260	(1)
400-699	41	59	64	21,026	28,230	30,985	41	58	195,586	214,978	295,219	39	50	63	31,665	34,452	46,097	38	60	19,538	26,713
700-999	18	17	19	13,385	13,090	14,575	18	17	162,545	115,360	117,464	17	17	19	15,569	17,550	23,025	15	18	11,335	13,076
1000 and over	17	20	10	24,135	30,820	14,350	17	19	254,907	267,981	142,032	17	19	10	40,985	37,885	18,750	17	10	29,667	11,600
Monroe																					
Total	2,835	3,749	3,446	294,461	358,251	318,146	2,732	3,555	2,533,982	2,607,012	2,267,899	2,357	2,897	3,468	478,644	467,738	553,709	1,307	2,030	251,168	274,068
None	———	———	———	———	———	———	41	16	50,334	15,538	48,765	51	23	41	11,676	4,032	5,859	46	41	13,577	6,811
Under 25	587	795	1,437	8,566	11,580	40,592	532	674	58,188	72,376	255,687	439	485	1,427	23,344	13,650	74,743	88	534	12,733	26,646
25-49	725	1,025		24,224	33,970		684	986	167,547	207,754		554	770		32,721	39,296		194		9,596	
50-99	704	1,045	1,165	44,843	66,263	74,732	673	1,008	307,421	432,242	461,214	584	854	1,161	65,977	81,433	121,159	353	748	25,298	50,042
100-199	432	518	553	52,985	64,150	65,500	421	510	392,800	477,977	423,868	373	433	529	80,756	83,568	105,048	298	423	39,660	49,187
200-399	245	225	190	60,300	55,889	48,829	240	221	485,548	461,811	320,440	216	198	190	90,001	74,749	90,826	199	175	47,800	58,742

[1] Comparison with later censuses may be found in groups below beginning with 400-699.

COUNTY TABLE 1.—CHICKENS ON FARMS 1940, 1935, AND 1930; CHICKEN EGGS PRODUCED AND CHICKENS RAISED 1939, 1934, AND 1929; AND CHICKENS SOLD, 1939 AND 1929; CLASSIFIED BY NUMBER ON HAND—Continued

(Chickens on hand over 4 months old Apr. 1, 1940 and over 3 months old Jan. 1, 1935 and Apr. 1, 1930)

STATE OR COUNTY AND NUMBER OF CHICKENS ON HAND	CHICKENS ON HAND						CHICKEN EGGS PRODUCED					CHICKENS RAISED						CHICKENS SOLD			
	Farms reporting			Number			Farms reporting		Dozens			Farms reporting			Number			Farms reporting		Number	
	1940 (Apr. 1)	1935 (Jan. 1)	1930 (Apr1)	1940 (Apr. 1)	1935 (Jan. 1)	1930 (Apr. 1)	1939	1934	1939	1934	1929	1939	1934	1929	1939	1934	1929	1939	1929	1939	1929
NEW YORK—Con.																					
Monroe—Con.																					
400-799	101	93	(1)	50,933	49,237	(1)	100	93	536,980	434,500	(1)	100	88	(1)	95,388	69,841	(1)	91	(1)	50,184	(1)
800-1599	56	40	(1)	37,910	40,012	(1)	36	39	395,576	366,388	(1)	35	39	(1)	47,781	67,719	(1)	34	(1)	29,320	(1)
1600 and over	5	8	(1)	14,700	17,150	(1)	5	8	139,588	138,626	(1)	5	7	(1)	31,000	33,450	(1)	4	(1)	23,000	(1)
400-699	96	76	75	47,383	37,187	37,361	95	76	501,557	336,507	270,896	95	72	74	82,888	55,191	65,404	87	66	46,674	28,367
700-999	19	35	22	15,360	27,257	16,982	19	34	158,930	222,206	169,561	19	34	22	30,820	41,134	28,220	18	20	13,760	14,532
1000 and over	27	30	24	40,800	41,955	34,150	27	30	411,657	380,601	317,468	26	28	24	60,461	74,685	62,450	24	23	42,070	39,741
Montgomery																					
Total	1,456	1,680	1,600	113,941	129,498	112,705	1,408	1,611	946,965	910,028	852,000	1,260	1,448	1,589	199,773	185,956	176,236	748	974	105,728	82,170
None	———	———	———	———	———	———	23	6	5,603	1,134	4,780	35	9	21	6,357	603	2,300	30	17	6,464	1,504
Under 25	304	260	683	4,447	3,914	20,055	277	227	37,214	25,111	158,274	197	174	655	9,442	6,613	35,455	68	282	3,618	15,002
25-49	416	485		14,058	16,198		396	468	106,923	119,493		342	400		23,757	25,361		145		10,401	
50-99	388	539	606	24,357	33,777	39,095	372	524	178,521	242,484	286,522	352	495	604	37,754	44,062	56,060	216	412	16,000	24,106
100-199	224	277	226	28,601	34,029	27,292	219	270	224,012	230,170	192,512	214	256	225	42,718	49,174	39,363	184	189	20,928	18,576
200-399	90	95	69	22,002	24,480	16,308	88	93	185,164	160,358	118,250	87	92	68	31,710	33,808	22,773	73	59	15,166	11,192
400-799	29	17	(1)	14,416	8,400	(1)	28	17	122,372	75,853	(1)	28	16	(1)	37,475	13,035	(1)	27	(1)	26,374	(1)
800 and over	5	7	(1)	6,060	8,700	(1)	5	6	87,156	55,425	(1)	5	6	(1)	10,560	13,300	(1)	5	(1)	6,777	(1)
400-699	27	17	10	12,966	8,400	4,705	26	17	108,372	75,853	37,203	26	16	10	35,375	13,035	9,535	25	9	24,992	4,820
700-999	4	3	5	3,150	2,400	4,250	4	3	31,517	21,013	42,459	4	2	5	4,400	1,800	6,750	4	5	2,252	3,970
1000 and over	3	4	1	4,360	6,300	1,000	3	3	69,639	34,412	12,000	3	4	1	8,260	11,500	4,000	3	1	5,927	3,000
Nassau																					
Total	216	318	306	31,414	44,960	35,524	179	227	208,857	204,916	294,127	175	236	305	61,100	75,174	62,293	38	115	41,597	27,807
None	———	———	———	———	———	———	3	———	208	———	1,358	7	1	1	8,260	25	40	1	———	8,000	———
Under 25	45	56	170	628	900	4,345	30	33	3,260	2,633	30,645	27	33	169	913	1,025	6,296	———	47	———	2,767
25-49	60	98		1,970	3,213		47	68	8,188	11,557		48	74		2,229	4,092		1		20	
50-99	53	88	74	3,112	5,185	4,292	43	67	12,693	22,820	32,279	39	64	73	2,902	6,087	5,495	6	30	277	2,225
100-199	19	32	23	2,290	3,664	2,635	18	23	14,168	13,020	21,839	16	26	23	7,071	4,345	5,775	4	11	4,360	2,208
200-399	16	13	18	3,830	3,198	4,502	15	8	19,848	4,900	32,269	15	13	18	9,775	10,300	8,512	8	10	7,856	2,280
400-799	9	19	(1)	4,330	9,600	(1)	9	16	24,250	49,086	(1)	9	15	(1)	9,050	25,200	(1)	6	(1)	4,425	(1)
800 and over	14	12	(1)	15,254	19,200	(1)	14	12	126,244	100,900	(1)	14	10	(1)	20,900	24,100	(1)	12	(1)	16,659	(1)
400-699	9	18	12	4,330	8,900	5,500	9	15	24,250	46,086	45,978	9	14	12	9,050	24,200	12,275	6	10	4,425	5,870
700-999	7	4	4	5,854	3,200	3,300	7	4	45,909	13,700	25,434	7	4	4	11,600	6,300	5,900	6	3	8,709	2,337
1000 and over	7	9	5	9,400	16,700	10,950	7	9	80,335	90,200	104,325	7	7	5	9,300	18,800	18,000	6	4	7,950	10,120
New York																					
Total	———	———	———	———	———	———	———	———	———	———	———	———	———	———	———	———	———	———	———	———	———
Niagara																					
Total	2,917	3,448	3,447	295,965	333,898	319,012	2,762	3,326	2,385,605	2,155,595	2,338,830	2,333	2,785	3,481	564,877	497,680	540,685	1,800	2,319	323,239	263,714
None	———	———	———	———	———	———	69	21	30,249	6,306	16,734	85	14	43	36,620	1,912	22,034	79	38	33,970	20,016
Under 25	507	452	1,184	7,188	6,608	33,405	405	398	53,681	35,896	260,885	255	251	1,177	21,218	8,614	58,075	103	508	12,574	21,656
25-49	650	787		21,533	26,220		597	751	143,273	145,286		481	593		42,636	29,338		280		22,083	

50-99	779	1,053	1,220	50,368	68,370	80,599	738	1,023	355,089	367,254	542,522	636	894	1,219	94,433	86,373	122,514	541	886	50,471	53,494
100-199	596	763	719	74,384	93,674	88,771	577	746	560,271	563,171	624,398	516	676	718	138,417	132,432	135,181	463	598	76,793	65,721
200-399	276	278	229	68,845	67,987	57,651	269	273	554,176	457,899	433,881	255	246	229	106,244	99,470	94,247	232	199	56,260	48,558
400-799	88	92	(1)	45,547	45,424	(1)	87	91	418,142	355,044	(1)	85	88	(1)	74,009	91,941	(1)	83	(1)	42,062	(1)
800-1599	16	20	(1)	15,400	20,350	(1)	15	20	125,707	182,363	(1)	15	20	(1)	29,300	34,000	(1)	14	(1)	17,240	(1)
1600 and over	5	3	(1)	12,700	5,265	(1)	5	3	145,017	42,376	(1)	5	3	(1)	22,000	13,600	(1)	5	(1)	11,786	(1)
400-699	74	82	69	35,747	38,249	33,645	73	81	323,873	293,019	256,336	71	79	69	53,709	66,791	63,034	69	64	27,862	29,263
700-999	22	22	14	16,400	17,525	10,956	21	22	152,104	154,765	83,703	21	21	14	29,800	46,850	19,900	22	14	20,550	12,085
1000 and over	13	11	12	21,500	15,265	13,985	13	11	212,889	131,999	120,371	13	11	12	41,800	25,900	25,700	11	12	22,676	12,921
Oneida																					
Total	3,337	4,396	4,126	246,410	312,321	314,731	3,254	4,153	1,913,345	2,305,853	2,543,277	2,761	3,424	4,109	402,681	367,953	510,546	1,450	2,265	218,293	218,507
None	—	—	—	—	—	—	61	29	45,568	5,133	3,778	95	39	14	34,051	4,260	1,893	71	16	27,896	1,804
Under 25	834	1,027	2,162	12,363	15,350	58,986	757	883	93,480	104,356	483,078	539	691	2,141	20,576	19,435	102,512	141	850	8,494	38,565
25-49	1,121	1,506		36,811	49,711		1,078	1,429	254,966	336,269		905	1,164		53,545	56,734		371		21,589	
50-99	757	1,060	1,181	46,799	64,704	74,316	743	1,024	324,687	437,781	564,156	655	857	1,176	72,500	70,330	112,679	393	755	30,671	45,231
100-199	350	493	510	43,258	59,981	62,806	342	481	326,253	417,412	485,581	310	407	506	65,560	69,058	90,572	248	398	31,973	41,583
200-399	182	205	161	45,784	50,514	40,213	180	205	340,213	411,355	318,056	168	174	161	62,600	63,479	59,884	140	139	32,080	28,213
400-799	77	73	(1)	39,780	36,945	(1)	77	71	331,673	308,685	(1)	74	64	(1)	59,909	42,319	(1)	71	(1)	39,751	(1)
800-1599	11	30	(1)	11,832	31,116	(1)	11	29	112,888	269,987	(1)	10	26	(1)	20,640	38,638	(1)	10	(1)	15,074	(1)
1600 and over	5	2	(1)	9,783	4,000	(1)	5	2	83,617	14,875	(1)	5	2	(1)	13,300	3,700	(1)	5	(1)	10,765	(1)
400-699	67	67	74	32,780	32,670	34,939	67	65	278,901	267,339	288,849	64	58	73	48,159	36,919	56,071	61	73	32,647	33,141
700-999	15	16	17	11,150	12,575	13,235	15	16	91,332	116,830	132,381	14	13	17	18,450	16,320	18,238	14	15	12,254	10,340
1000 and over	11	22	21	17,465	26,816	30,236	11	21	157,945	209,378	267,398	11	21	21	27,240	31,418	68,697	11	19	20,689	19,630
Onondaga																					
Total	3,210	4,205	3,791	329,172	349,705	310,005	3,099	3,927	2,611,547	2,437,314	2,332,377	2,683	3,204	3,724	608,959	469,476	511,548	1,569	2,254	361,514	245,278
None	—	—	—	—	—	—	59	28	35,895	11,114	33,546	102	22	56	16,914	5,074	7,495	76	51	15,944	6,755
Under 25	771	1,001	1,656	10,672	14,637	45,361	697	837	88,809	94,957	338,874	472	622	1,548	23,612	19,852	82,440	126	650	12,018	32,534
25-49	835	1,179		27,376	39,331		781	1,098	189,000	239,425		654	880		45,233	45,210		276		18,182	
50-99	687	1,001	1,200	43,856	62,997	76,656	663	963	312,870	412,262	517,431	580	797	1,192	66,045	70,246	114,271	350	769	30,410	47,538
100-199	464	629	630	57,881	77,847	78,994	453	611	449,478	523,220	547,625	440	526	626	98,165	107,825	122,587	347	511	47,421	62,109
200-399	313	265	221	79,007	66,854	53,881	309	261	662,008	463,107	430,332	300	237	219	120,759	91,739	83,545	267	195	64,945	39,846
400-799	101	97	(1)	54,555	48,498	(1)	98	96	439,611	370,812	(1)	96	87	(1)	80,551	63,270	(1)	90	(1)	44,922	(1)
800-1599	32	28	(1)	34,425	29,691	(1)	32	28	297,681	238,557	(1)	32	28	(1)	90,400	48,560	(1)	30	(1)	69,897	(1)
1600 and over	7	5	(1)	21,400	9,850	(1)	7	5	136,195	83,860	(1)	7	5	(1)	67,300	17,700	(1)	7	(1)	57,775	(1)
400-699	82	88	56	40,987	41,953	26,050	80	88	341,612	327,132	198,841	78	78	55	57,972	54,349	45,199	72	50	32,095	21,395
700-999	29	19	15	21,993	14,945	11,579	28	18	172,356	104,824	105,877	28	19	15	33,409	25,221	20,018	27	15	17,874	12,948
1000 and over	29	23	13	47,400	31,141	17,484	29	23	359,519	261,273	159,851	29	23	13	146,850	51,960	35,993	28	13	122,625	22,153
Ontario																					
Total	2,283	3,024	2,907	243,404	270,386	251,785	2,175	2,835	2,050,724	2,142,383	1,964,775	1,998	2,274	2,920	386,567	295,489	399,168	1,155	1,779	217,661	197,153
None	—	—	—	—	—	—	27	16	11,901	2,535	5,415	36	13	27	10,568	820	4,905	37	20	10,640	3,662
Under 25	398	552	1,104	5,855	8,185	31,091	335	456	46,846	64,441	235,267	278	347	1,092	19,639	7,007	54,499	66	447	12,499	21,391
25-49	541	809		16,135	27,034		506	751	132,991	172,300		442	603		29,758	26,806		164		11,323	
50-99	596	859	1,013	38,425	54,920	66,869	571	828	279,267	363,886	469,774	535	666	1,011	57,323	57,896	95,997	320	653	25,144	40,290
100-199	393	496	550	49,512	61,463	69,748	388	482	417,064	449,664	507,463	363	384	550	90,842	69,453	107,317	270	445	48,709	52,895
200-399	264	211	179	67,486	54,237	45,289	258	207	550,993	457,697	395,000	254	174	179	96,001	59,159	71,027	213	157	51,444	37,511
400-799	65	77	(1)	33,374	37,721	(1)	64	75	289,230	321,278	(1)	64	67	(1)	43,215	44,473	(1)	61	(1)	26,052	(1)
800-1599	22	15	(1)	22,767	15,841	(1)	22	15	243,488	162,788	(1)	22	15	(1)	31,200	18,725	(1)	21	(1)	24,250	(1)
1600 and over	4	5	(1)	7,850	10,985	(1)	4	5	78,924	147,794	(1)	4	5	(1)	8,021	11,150	(1)	3	(1)	7,600	(1)
400-699	60	73	45	29,784	34,921	22,098	59	72	253,267	310,668	189,097	59	63	45	38,215	39,873	33,155	57	42	25,592	20,162
700-999	14	12	6	11,265	9,785	4,275	14	11	121,573	87,500	38,754	14	12	6	13,325	12,354	7,115	13	5	10,710	4,272
1000 and over	17	12	10	22,942	19,841	12,415	17	12	236,802	233,692	124,005	17	12	10	30,896	22,121	25,153	15	10	23,600	16,970
Orange																					
Total	2,322	2,879	2,649	272,463	382,183	308,380	2,189	2,767	2,403,351	2,171,085	2,466,490	2,083	2,310	2,644	514,148	501,224	520,246	848	1,149	270,297	220,607
None	—	—	—	—	—	—	50	11	32,956	9,245	7,326	74	13	14	22,696	5,802	2,165	47	13	19,489	2,043
Under 25	620	460	1,173	8,942	9,660	30,324	515	409	60,265	52,588	224,801	457	260	1,163	19,602	10,325	57,854	52	254	4,618	13,967
25-49	572	797		18,638	27,895		535	769	129,286	153,821		493	643		41,166	32,359		114		16,118	

[1] Comparison with later censuses may be found in groups below beginning with 400-699.

COUNTY TABLE 1.—CHICKENS ON FARMS 1940, 1935, AND 1930; CHICKEN EGGS PRODUCED AND CHICKENS RAISED 1939, 1934, AND 1929; AND CHICKENS SOLD, 1939 AND 1929; CLASSIFIED BY NUMBER ON HAND—Continued

(Chickens on hand over 4 months old Apr. 1, 1940 and over 3 months old Jan. 1, 1935 and Apr. 1, 1930)

STATE OR COUNTY AND NUMBER OF CHICKENS ON HAND	CHICKENS ON HAND						CHICKEN EGGS PRODUCED					CHICKENS RAISED						CHICKENS SOLD			
	Farms reporting			Number			Farms reporting		Dozens			Farms reporting			Number			Farms reporting		Number	
	1940 (Apr. 1)	1935 (Jan. 1)	1930 (Apr. 1)	1940 (Apr. 1)	1935 (Jan. 1)	1930 (Apr. 1)	1939	1934	1939	1934	1929	1939	1934	1929	1939	1934	1929	1939	1929	1939	1929
NEW YORK—Con.																					
Orange—Con.																					
50-99	512	708	685	31,472	45,312	42,773	491	689	230,231	253,079	300,217	457	592	678	53,192	50,307	63,818	170	305	16,217	18,741
100-199	287	450	406	36,148	59,500	50,185	276	435	296,558	339,148	361,052	266	391	405	67,914	71,412	71,852	187	263	35,629	27,187
200-399	169	251	226	43,771	68,511	57,454	163	244	410,651	406,630	466,718	157	222	226	84,322	69,695	99,302	136	173	45,332	51,055
400-799	97	149	(1)	49,340	79,339	(1)	97	146	475,850	465,907	(1)	95	129	(1)	97,620	118,562	(1)	85	(1)	53,006	(1)
800-1599	53	48	(1)	56,568	52,596	(1)	50	48	511,322	321,007	(1)	52	46	(1)	84,400	75,905	(1)	46	(1)	47,547	(1)
1600 and over	12	16	(1)	27,584	39,370	(1)	12	16	256,232	169,660	(1)	12	14	(1)	43,236	66,857	(1)	11	(1)	32,341	(1)
400-699	85	145	94	40,725	76,355	45,677	85	142	394,246	442,606	388,538	83	126	93	82,170	116,162	80,558	73	83	46,121	43,485
700-999	26	24	28	20,840	20,580	22,569	25	24	199,558	142,127	194,082	25	23	28	36,400	32,843	42,327	24	25	20,580	18,110
1000-2499	46	38	33	57,243	54,970	42,730	44	38	534,443	309,091	369,595	46	36	33	81,250	77,280	70,370	41	30	45,002	40,019
2500 and over	5	6	4	14,684	19,400	16,668	5	6	115,157	62,750	154,161	5	4	4	25,436	35,039	32,000	4	3	21,191	6,000
Orleans																					
Total	1,573	2,001	2,005	168,917	182,745	167,645	1,512	1,924	1,376,898	1,283,998	1,269,926	1,436	1,463	1,984	286,155	227,841	307,735	813	1,075	142,717	116,988
None	———	———	———	———	———	———	10	11	2,368	4,700	10,954	19	6	13	6,810	3,095	1,157	24	15	6,300	1,039
Under 25	252	298	832	3,774	4,551	23,443	229	257	36,836	23,577	167,055	207	160	804	11,619	4,907	35,027	58	274	5,873	10,333
25-49	377	517		12,861	17,372		356	492	89,665	104,233		331	372		23,167	21,493		115		7,721	
50-99	427	677	713	27,697	42,812	45,663	411	659	193,873	267,537	320,932	382	515	709	48,729	38,880	112,382	223	420	19,730	25,856
100-199	297	313	310	37,072	37,916	38,318	288	310	264,285	264,595	268,078	282	242	309	63,282	41,286	57,456	205	236	27,839	24,768
200-399	146	143	105	36,334	35,472	26,301	144	142	299,013	256,629	218,043	142	118	104	60,380	46,802	39,349	119	89	30,257	17,946
400-799	55	38	(1)	26,375	19,490	(1)	55	38	237,881	145,152	(1)	54	35	(1)	39,258	30,408	(1)	51	(1)	22,125	(1)
800-1599	15	7	(1)	15,604	7,957	(1)	15	7	155,977	65,395	(1)	15	7	(1)	21,810	17,020	(1)	14	(1)	13,574	(1)
1600 and over	4	8	(1)	9,200	17,175	(1)	4	8	97,000	152,180	(1)	4	8	(1)	11,100	23,950	(1)	4	(1)	9,300	(1)
400-699	48	35	30	21,420	17,340	13,515	48	35	193,768	127,972	111,580	47	32	30	34,158	26,958	20,659	44	28	19,223	10,421
700-999	14	4	8	10,750	2,950	6,105	14	4	105,813	24,980	46,984	14	4	8	13,210	4,950	7,425	13	7	6,104	3,525
1000 and over	12	14	7	19,009	24,332	14,300	12	14	191,277	209,775	126,300	12	14	7	24,800	39,470	34,300	12	6	19,670	23,100
Oswego																					
Total	2,772	4,040	3,840	293,394	326,217	319,332	2,541	3,624	2,746,672	2,430,297	2,633,376	2,301	2,928	3,841	537,483	451,181	580,863	1,512	2,315	330,649	291,868
None	———	———	———	———	———	———	82	39	47,058	11,605	21,977	127	39	75	31,543	5,722	11,612	116	80	24,848	11,513
Under 25	787	1,170	1,989	10,851	16,820	51,031	631	939	84,549	116,854	435,769	498	688	1,939	32,717	22,796	110,587	193	825	19,811	43,440
25-49	681	1,141		22,668	36,944		596	1,018	170,274	248,519		528	818		37,282	40,995		262		16,995	
50-99	507	866	985	31,851	54,563	64,332	400	798	232,763	376,571	501,993	424	665	972	56,499	64,060	102,373	303	678	27,753	48,158
100-199	396	462	516	50,089	59,098	65,243	383	443	430,638	423,189	520,684	353	370	509	97,466	72,189	117,135	292	425	58,881	60,064
200-399	256	265	234	65,587	66,893	59,900	246	255	559,197	504,105	477,441	231	224	252	109,026	89,267	107,677	215	206	65,977	55,508
400-799	98	104	(1)	49,292	52,241	(1)	97	100	536,686	383,779	(1)	94	93	(1)	85,770	85,952	(1)	91	(1)	55,864	(1)
800-1599	36	27	(1)	35,508	26,958	(1)	35	27	413,876	233,923	(1)	35	26	(1)	48,680	46,200	(1)	50	(1)	27,287	(1)
1600-3199	8	4	(1)	16,948	8,500	(1)	8	4	132,264	102,500	(1)	8	4	(1)	26,000	15,000	(1)	7	(1)	12,642	(1)
3200 and over	3	1	(1)	10,800	4,200	(1)	3	1	139,367	29,252	(1)	3	1	(1)	14,500	11,000	(1)	3	(1)	20,591	(1)
400-699	88	94	73	42,242	45,015	34,986	87	90	453,249	339,204	280,193	84	84	72	69,840	73,438	56,679	81	63	45,594	30,949
700-999	30	25	24	24,055	19,614	19,390	30	25	312,736	138,943	175,218	30	23	24	36,760	32,814	35,635	27	21	23,068	20,256
1000-2499	22	15	19	29,303	20,070	24,450	21	15	272,193	200,055	220,101	21	15	18	41,350	33,900	39,165	18	17	19,631	22,200
2500 and over	5	2	———	16,948	7,200	———	5	2	184,015	71,252	———	5	2	———	25,000	16,000	———	5	———	28,091	———
Otsego																					
Total	2,464	3,166	3,231	374,740	402,567	436,602	2,283	2,991	3,550,530	3,763,666	3,862,867	2,014	2,189	3,256	646,873	517,275	717,433	1,111	1,755	420,830	358,655
None	———	———	———	———	———	———	69	54	73,373	50,687	25,786	93	35	48	61,998	11,784	13,479	93	47	61,503	12,289
Under 25	624	699	1,508	8,525	10,200	34,056	503	594	77,300	94,819	291,590	412	385	1,297	19,500	17,951	65,172	95	409	13,142	27,871
25-49	534	797		17,797	26,183		470	743	131,126	239,333		410	532		26,917	26,566		128		15,625	

50-99	424	688	775	27,107	42,917	49,743	389	651	202,520	382,539	426,597	325	479	773	43,740	46,734	71,709	171	403	20,614	26,474
100-199	341	463	526	44,028	59,737	67,317	327	442	393,778	532,599	570,959	284	336	523	69,642	69,925	99,715	204	365	36,025	43,617
200-399	316	301	374	81,471	76,381	96,933	303	290	748,763	696,807	794,917	283	234	369	118,235	96,300	150,484	228	306	66,232	75,199
400-799	143	138	(1)	76,287	73,031	(1)	140	138	718,545	636,160	(1)	131	118	(1)	114,182	91,075	(1)	120	(1)	68,605	(1)
800-1599	63	61	(1)	63,625	64,540	(1)	63	60	620,817	643,782	(1)	58	52	(1)	91,759	84,212	(1)	55	(1)	65,639	(1)
1600-3199	13	14	(1)	29,753	28,450	(1)	13	14	316,493	289,802	(1)	12	13	(1)	43,550	41,275	(1)	13	(1)	35,450	(1)
3200 and over	6	5	(1)	26,147	21,128	(1)	6	5	267,815	197,138	(1)	6	5	(1)	57,350	31,453	(1)	6	(1)	39,995	(1)
400-699	115	115	146	56,112	56,376	71,033	112	115	534,495	495,221	654,329	104	96	144	83,969	70,425	102,341	96	128	51,563	49,333
700-999	62	46	52	48,800	38,410	41,270	62	46	466,525	340,346	367,407	59	40	52	71,463	43,150	63,051	54	50	44,451	35,902
1000-2499	36	51	48	48,600	70,235	66,250	36	50	493,250	701,052	645,081	33	46	48	76,609	96,987	120,605	32	45	55,880	74,041
2500 and over	12	6	2	42,300	24,128	10,000	12	6	429,400	230,263	86,201	11	6	2	74,800	37,453	30,877	12	2	57,795	13,927
Putnam																					
Total	247	410	240	28,176	66,434	34,684	219	387	224,475	380,476	218,715	217	311	236	259,144	136,122	64,967	92	111	235,845	36,933
None	----	----	----	----	----	----	10	----	7,184	----	----	12	2	----	204,063	400	----	9	1	204,015	20
Under 25	57	82	110	859	1,159	3,078	45	70	5,513	8,231	19,387	48	47	108	1,599	1,053	5,822	7	32	282	1,034
25-49	68	115		2,281	3,664		53	108	13,658	23,793		53	92		2,931	4,152		10		419	
50-99	55	102	65	3,536	6,424	4,202	46	101	25,817	49,923	27,635	47	79	65	5,528	7,271	5,950	19	34	1,243	1,532
100-199	28	61	34	3,789	7,583	4,473	26	59	30,214	51,084	33,283	24	49	33	5,998	9,097	7,651	17	22	2,695	2,711
200-399	27	28	18	6,398	7,179	4,483	27	28	45,600	58,632	28,393	21	21	18	7,265	5,894	7,375	18	11	4,351	2,986
400-799	4	13	(1)	2,005	8,950	(1)	4	13	20,933	66,463	(1)	4	13	(1)	6,010	11,075	(1)	4	(1)	4,100	(1)
800 and over	8	9	(1)	9,308	33,475	(1)	8	8	75,556	122,350	(1)	8	8	(1)	25,750	97,200	(1)	8	(1)	18,740	(1)
400-699	4	9	7	2,005	4,150	3,500	4	9	20,933	48,063	22,900	4	9	7	6,010	5,625	6,450	4	6	4,100	2,210
700-999	4	9	3	3,250	7,075	2,448	4	9	24,723	58,050	15,798	4	8	3	13,750	11,450	4,219	4	3	12,850	1,850
1000 and over	4	4	3	6,058	29,200	12,500	4	3	50,833	82,700	71,319	4	4	2	12,000	91,200	27,500	4	2	5,890	24,590
Queens																					
Total	14	14	40	1,261	2,075	2,558	15	10	9,761	14,060	22,815	12	14	38	2,275	678	3,382	2	1	1,342	700
None	----	----	----	----	----	----	1	----	540	----	----	2	4	----	800	130	----	----	----	----	----
Under 25	3	2	30	49	35	778	3	1	312	280	6,241	----	2	28	----	16	1,037	----	----	----	----
25-49	4	5		140	170		4	3	465	810		3	3		100	52		----		----	
50-99	3	1	4	192	50	200	3	1	1,360	700	1,570	3	1	4	241	20	245	----	----	----	----
100 and over	4	6	6	880	1,820	1,580	4	5	7,084	12,270	15,004	4	4	6	1,134	460	2,100	----	----	----	----
Rensselaer																					
Total	1,954	2,181	2,199	216,231	209,064	184,221	1,859	2,030	2,158,110	1,618,937	1,456,488	1,635	1,798	2,221	497,921	354,358	352,254	977	1,355	311,440	178,386
None	----	----	----	----	----	----	44	20	29,512	13,665	15,447	73	20	41	62,435	6,035	9,728	65	33	55,654	9,558
Under 25	512	451	1,008	6,902	6,624	26,685	447	374	86,854	57,910	200,792	323	295	994	18,969	14,602	65,243	80	402	11,501	28,822
25-49	490	597		16,012	19,757		453	653	140,899	131,674		381	490		38,341	30,512		147		20,869	
50-99	395	554	659	25,018	34,377	42,017	377	528	206,421	256,627	309,727	337	470	655	47,990	55,199	67,612	222	449	22,515	28,374
100-199	276	333	340	34,394	40,190	42,149	265	313	302,840	309,281	315,288	257	295	339	97,227	59,778	65,203	216	275	72,917	32,780
200-399	179	157	129	45,813	39,086	32,048	174	155	439,347	310,057	252,386	167	143	129	82,814	59,640	62,137	158	116	47,298	30,808
400-799	65	61	(1)	32,854	30,255	(1)	62	60	313,308	249,326	(1)	61	58	(1)	62,495	50,305	(1)	56	(1)	37,666	(1)
800-1599	28	23	(1)	28,588	23,575	(1)	28	23	298,507	201,357	(1)	27	23	(1)	52,350	40,771	(1)	24	(1)	26,595	(1)
1600 and over	9	5	(1)	26,650	15,200	(1)	9	4	340,422	109,040	(1)	9	4	(1)	35,300	17,500	(1)	9	(1)	16,425	(1)
400-699	60	58	46	29,304	28,155	22,983	57	57	255,868	232,820	211,317	56	55	46	54,570	46,205	40,740	51	43	31,045	22,058
700-999	18	14	11	14,533	11,543	8,989	18	14	176,183	110,995	82,686	17	14	11	31,225	21,381	25,621	17	11	19,786	15,286
1000-2499	20	15	5	26,755	20,132	6,050	20	14	300,486	115,408	48,845	20	14	5	44,850	27,790	8,750	17	5	20,355	5,700
2500 and over	4	2	1	17,500	9,200	3,300	4	2	219,700	100,700	20,000	4	2	1	19,500	15,200	9,200	4	1	9,500	5,000
Richmond																					
Total	29	41	27	6,926	6,149	2,557	26	40	74,134	41,420	24,249	25	14	22	8,002	2,240	1,280	11	1	3,792	30
None	----	----	----	----	----	----	----	----	----	----	40	1	----	----	12	----	----	----	----	----	----
Under 25	3	13	16	36	168	402	1	12	10	1,065	3,664	1	----	15	50	----	645	1	----	62	----
25-49	5	11		160	315		5	11	651	1,155		5	4		295	145		1		35	
50-99	6	13	6	320	765	350	5	13	1,835	3,850	2,550	5	6	5	550	195	345	2	----	100	----
100-199	5	----	3	590	----	325	5	----	4,925	----	2,935	4	----	2	610	----	300	3	1	295	30
200-399	3	----	----	800	----	----	3	----	9,700	----	----	1	----	----	425	----	----	1	----	100	----
400-799	4	2	(1)	1,720	1,000	(1)	4	2	12,680	6,350	(1)	3	2	(1)	880	700	(1)	3	(1)	3,200	(1)
800 and over	3	2	(1)	3,300	3,900	(1)	3	2	44,333	29,000	(1)	3	2	(1)	5,400	1,200	(1)				
400-699	4	2	1	1,720	1,000	500	4	2	12,680	6,350	5,000	3	2	----	880	700	----	3	----	3,200	----
700 and over	3	2	1	3,300	3,900	1,000	3	2	44,333	29,000	10,060	3	2	----	5,400	1,200	----				

[1] Comparison with later censuses may be found in groups below beginning with 400-699.

COUNTY TABLE 1.—CHICKENS ON FARMS 1940, 1935, AND 1930; CHICKEN EGGS PRODUCED AND CHICKENS RAISED 1939, 1934, AND 1929; AND CHICKENS SOLD, 1939 AND 1929; CLASSIFIED BY NUMBER ON HAND—Continued

(Chickens on hand over 4 months old Apr. 1, 1940 and over 3 months old Jan. 1, 1935 and Apr. 1, 1930)

STATE OR COUNTY AND NUMBER OF CHICKENS ON HAND	CHICKENS ON HAND						CHICKEN EGGS PRODUCED					CHICKENS RAISED						CHICKENS SOLD			
	Farms reporting			Number			Farms reporting		Dozens			Farms reporting			Number			Farms reporting		Number	
	1940 (Apr. 1)	1935 (Jan. 1)	1930 (Apr. 1)	1940 (Apr. 1)	1935 (Jan. 1)	1930 (Apr. 1)	1939	1934	1939	1934	1929	1939	1934	1929	1939	1934	1929	1939	1929	1939	1929
NEW YORK—Con.																					
Rockland																					
Total	209	210	264	49,177	43,235	53,746	193	203	459,758	391,622	469,377	178	156	258	79,940	80,288	138,624	91	136	46,933	73,370
None	—	—	—	—	—	—	6	—	12,582	—	18,000	8	—	1	3,352	—	10,000	4	1	2,095	3,000
Under 25	39	44	95	544	734	2,408	32	43	5,991	4,911	18,993	25	22	92	896	1,108	7,174	5	18	159	3,636
25-49	49	46		1,563	1,435		39	45	8,785	10,452		38	33		1,922	1,674		7		377	
50-99	29	40	49	1,816	2,277	2,993	29	36	11,343	14,576	24,007	25	31	48	3,207	1,937	5,101	10	23	1,339	1,730
100-199	27	21	33	3,200	2,655	4,166	24	21	19,800	18,626	34,800	20	17	32	3,205	3,780	7,452	10	26	885	5,281
200-399	24	23	40	6,197	5,960	10,330	23	23	52,525	49,735	93,460	21	18	38	9,210	8,755	29,050	18	31	4,749	17,919
400-799	20	18	(1)	10,180	9,817	(1)	19	17	95,430	94,496	(1)	20	17	(1)	12,775	14,670	(1)	17	(1)	8,580	(1)
800-1599	17	15	(1)	17,560	14,300	(1)	17	15	168,243	165,905	(1)	17	15	(1)	27,440	39,275	(1)	16	(1)	16,833	(1)
1600 and over	4	3	(1)	8,117	6,057	(1)	4	3	85,059	32,921	(1)	4	3	(1)	17,933	14,089	(1)	4	(1)	11,916	(1)
400-699	19	14	26	9,480	6,950	13,381	18	13	79,430	58,196	106,828	19	13	26	12,475	11,250	28,330	16	18	8,280	11,237
700-999	8	12	14	7,010	9,467	11,045	8	12	84,837	127,705	109,230	8	12	14	11,540	14,395	26,000	7	13	6,314	16,550
1000 and over	14	10	7	19,367	13,757	9,423	14	10	184,465	107,421	64,059	14	10	7	34,133	42,389	25,517	14	6	22,735	14,017
St. Lawrence																					
Total	4,504	5,577	5,753	215,047	250,358	246,588	4,246	5,133	1,602,726	1,614,050	1,935,129	3,554	4,180	5,806	301,429	287,201	354,115	1,855	2,867	145,529	147,408
None	—	—	—	—	—	—	77	61	23,379	23,963	14,926	89	67	71	10,979	5,581	2,924	82	60	8,395	2,162
Under 25	1,640	2,015	4,119	23,939	29,718	106,145	1,441	1,735	177,029	194,827	844,336	1,061	1,233	4,102	33,959	32,302	159,919	337	1,633	12,419	57,856
25-49	1,544	2,013		51,172	65,564		1,462	1,874	346,029	411,400		1,242	1,557		63,578	66,709		584		21,889	
50-99	897	1,097	1,263	56,435	67,300	77,509	851	1,027	375,498	390,437	591,414	768	932	1,263	72,797	71,225	103,602	516	876	31,989	44,329
100-199	288	333	297	34,977	40,705	35,732	282	324	257,394	260,334	263,425	264	288	297	48,287	48,780	45,352	220	235	23,873	20,942
200-399	92	88	50	21,495	22,280	12,901	90	83	176,829	151,547	98,872	89	74	49	32,079	28,304	17,450	75	41	18,569	9,155
400-799	36	18	(1)	19,099	9,780	(1)	36	17	167,447	84,719	(1)	34	17	(1)	29,502	11,700	(1)	34	(1)	17,854	(1)
800 and over	7	13	(1)	7,930	15,011	(1)	7	12	79,121	95,823	(1)	7	12	(1)	10,248	22,600	(1)	7	(1)	10,541	(1)
400-699	31	13	18	15,599	6,200	8,525	31	12	134,320	49,285	72,366	29	12	18	24,652	8,050	15,080	30	17	15,094	7,685
700-999	9	12	2	7,030	9,691	1,525	9	11	65,934	72,628	13,976	9	12	2	11,250	13,850	2,200	8	2	8,440	1,485
1000 and over	3	6	4	4,400	8,900	4,253	3	6	46,314	59,629	35,814	3	5	4	3,848	12,400	7,588	3	3	4,861	3,800
Saratoga																					
Total	2,007	2,161	2,145	135,553	143,587	150,336	1,909	1,970	1,247,609	1,013,991	1,186,386	1,748	1,726	2,160	292,759	246,412	291,639	928	1,305	160,374	146,887
None	—	—	—	—	—	—	54	3	27,421	5,205	12,464	75	10	41	17,366	1,735	3,417	42	36	11,924	2,216
Under 25	641	555	1,115	9,100	8,155	29,982	551	471	89,199	52,571	224,816	458	413	1,093	22,308	11,821	60,353	116	475	8,744	25,342
25-49	578	670		18,779	21,805		543	613	171,272	123,569		481	535		35,578	30,048		194		11,419	
50-99	424	569	626	26,490	35,140	39,434	403	533	225,140	214,604	300,613	389	464	623	47,251	58,520	67,743	275	448	20,834	32,095
100-199	226	238	289	27,554	29,130	34,990	222	223	231,789	203,548	267,081	212	196	288	54,628	49,981	55,814	176	238	28,121	28,583
200-399	91	89	76	21,910	22,665	18,408	90	87	205,405	168,325	143,421	86	73	76	43,415	40,032	33,737	79	70	26,489	19,641
400-799	39	33	(1)	20,420	17,690	(1)	38	33	182,155	153,791	(1)	39	28	(1)	38,933	29,325	(1)	38	(1)	27,933	(1)
800-1599	4	5	(1)	3,800	5,100	(1)	4	5	40,450	42,853	(1)	4	5	(1)	13,300	17,850	(1)	4	(1)	9,400	(1)
1600 and over	4	2	(1)	7,500	3,902	(1)	4	2	74,778	49,525	(1)	4	2	(1)	20,000	7,100	(1)	4	(1)	15,510	(1)
400-699	33	25	26	16,110	12,030	12,608	32	25	132,786	110,110	106,644	33	21	26	32,433	20,775	31,090	32	25	22,783	15,254
700-999	8	11	5	5,910	8,060	3,900	8	11	70,319	62,681	32,170	8	10	5	9,300	14,200	8,285	8	5	6,550	5,731
1000 and over	6	4	8	9,700	6,602	11,014	6	4	94,278	73,378	99,177	6	4	8	30,500	19,300	31,200	6	8	23,510	18,025

Schenectady																				
Total	639	733	640	60,962	54,288	48,408	607	706	526,955	414,183	337,005	521	599	653	165,916	79,577	87,397	404	403	110,496	41,902
None	———	———	———	———	———	———	19	3	18,480	406	1,298	29	8	13	15,930	619	2,691	19	11	13,040	2,272
Under 25	143	141	307	1,997	2,283	8,459	123	131	19,447	18,379	59,651	82	99	307	8,851	3,545	18,354	42	144	6,476	7,461
25-49	176	241		5,821	8,164		165	231	48,632	52,441		126	185		14,820	11,350		89		11,077	
50-99	148	191	218	9,328	11,966	13,983	138	184	68,872	80,946	103,795	124	158	218	19,087	15,830	22,312	97	152	10,169	10,107
100-199	101	101	79	12,401	12,073	9,835	94	98	103,654	95,672	70,685	94	93	79	32,608	16,450	15,754	91	62	20,254	7,154
200-399	45	45	23	11,960	11,972	5,601	43	45	96,186	95,083	39,598	41	42	23	22,320	18,550	10,036	42	22	14,553	4,950
400-799	17	13	(1)	8,600	6,330	(1)	16	13	76,242	58,756	(1)	16	13	(1)	26,900	11,075	(1)	15	(1)	18,590	(1)
800-1599	6	1	(1)	5,255	1,500	(1)	6	1	50,842	12,500	(1)	6	1	(1)	12,300	2,400	(1)	6	(1)	7,487	(1)
1600 and over	3	———	(1)	5,600	———	(1)	3	———	44,600	———	(1)	3	———	(1)	13,100	———	(1)	3	(1)	8,850	(1)
400-699	16	13	10	7,900	6,330	4,930	15	13	73,142	58,756	41,031	15	13	10	24,100	11,075	10,950	14	9	16,590	5,258
700-999	5	———	2	3,955	———	1,600	5	———	38,942	———	10,947	5	———	2	9,300	———	3,500	5	2	6,087	2,700
1000 and over	5	1	1	7,600	1,500	2,000	5	1	59,600	12,500	10,000	5	1	1	18,900	2,400	4,000	5	1	12,250	2,000
Schoharie																				
Total	1,685	2,084	2,009	162,983	148,604	148,417	1,547	2,018	1,332,575	1,118,566	1,204,809	1,360	1,644	1,849	251,064	189,280	207,457	691	1,001	121,984	91,421
None	———	———	———	———	———	———	28	11	20,628	2,586	11,135	40	20	18	14,520	4,277	1,723	33	20	10,584	2,204
Under 25	373	491	965	5,352	7,289	28,063	295	452	47,563	56,878	218,966	262	348	844	11,934	9,461	37,670	56	311	7,405	13,674
25-49	474	640		16,052	21,019		429	627	118,885	136,868		336	488		18,151	20,544		111		6,215	
50-99	400	561	625	26,016	35,173	40,135	373	549	185,687	251,477	308,403	320	452	588	33,566	33,012	51,758	184	349	12,358	18,294
100-199	227	240	280	28,715	29,798	35,362	215	234	220,404	209,954	268,502	206	208	265	42,530	35,928	47,207	140	208	17,364	21,079
200-399	130	106	105	33,165	27,325	26,807	128	101	273,251	215,293	211,605	116	89	101	50,224	36,508	33,737	98	80	24,976	15,906
400-799	62	41	(1)	51,333	20,100	(1)	60	38	242,836	171,551	(1)	61	34	(1)	46,539	29,060	(1)	51	(1)	23,393	(1)
800-1599	16	3	(1)	15,650	2,900	(1)	16	3	174,621	27,614	(1)	16	3	(1)	26,300	5,500	(1)	15	(1)	15,490	(1)
1600 and over	3	2	(1)	6,700	5,000	(1)	3	2	48,500	46,345	(1)	3	2	(1)	7,500	15,000	(1)	3	(1)	4,200	(1)
400-699	54	38	26	25,603	18,000	12,650	52	36	210,071	155,426	117,824	53	32	25	36,499	24,750	18,037	45	25	18,843	8,939
700-999	18	5	5	14,080	3,800	4,000	18	5	137,844	34,379	34,117	18	4	5	25,640	8,200	8,725	15	5	14,780	5,960
1000 and over	9	3	3	14,000	6,200	3,400	9	3	118,042	55,705	34,257	9	3	3	18,200	16,600	8,600	9	3	9,460	5,365
Schuyler																				
Total	850	1,251	1,163	143,404	201,616	163,019	802	1,217	1,346,479	1,744,042	1,446,368	687	981	1,180	263,816	276,763	260,618	472	739	167,781	148,317
None	———	———	———	———	———	———	16	13	17,822	9,035	22,270	20	11	25	11,588	13,275	5,140	23	20	11,623	5,122
Under 25	197	215	460	2,661	3,188	12,507	161	193	19,543	21,857	96,342	105	138	457	13,078	4,955	21,411	37	186	10,229	8,592
25-49	149	279		4,993	9,371		139	266	57,196	66,150		105	219		14,191	9,498		53		8,646	
50-99	133	258	280	8,830	16,431	17,887	124	254	66,187	159,985	148,290	114	194	279	13,707	17,933	25,499	72	178	9,707	18,523
100-199	137	182	186	17,746	23,692	23,674	132	177	142,817	188,319	179,198	118	141	185	29,819	30,463	31,423	97	141	16,620	13,511
200-399	142	173	130	37,453	45,799	33,751	138	172	323,738	410,543	280,905	134	147	130	67,048	60,196	48,045	104	113	36,787	25,357
400-799	66	110	(1)	35,032	57,910	(1)	66	108	364,996	498,704	(1)	65	100	(1)	59,025	78,510	(1)	63	(1)	37,697	(1)
800-1599	20	24	(1)	21,089	24,325	(1)	20	24	207,750	207,879	(1)	20	21	(1)	31,960	30,235	(1)	18	(1)	20,772	(1)
1600 and over	6	10	(1)	15,600	20,900	(1)	6	10	166,430	191,572	(1)	6	10	(1)	23,400	31,700	(1)	5	(1)	15,700	(1)
400-699	55	95	72	27,282	47,160	35,600	55	94	290,304	396,192	331,722	54	87	71	47,925	62,710	50,380	52	69	30,817	26,000
700-999	21	29	20	16,440	22,600	15,300	21	28	149,672	192,372	147,530	21	24	20	21,200	31,500	32,760	19	19	13,970	23,537
1000-2499	13	19	12	17,999	30,875	16,200	13	19	208,370	281,591	168,156	13	19	12	28,560	43,235	35,900	12	11	16,882	24,550
2500 and over	3	1	3	10,000	2,500	8,100	3	1	90,830	18,000	71,975	3	1	3	16,700	3,000	10,060	3	2	12,500	3,525
Seneca																				
Total	1,060	1,602	1,452	142,675	145,062	135,706	997	1,535	1,287,089	1,117,511	1,043,855	913	1,315	1,464	194,528	179,034	233,352	601	1,010	97,270	118,675
None	———	———	———	———	———	———	17	15	12,917	16,257	5,369	21	7	18	4,833	2,120	3,315	23	16	3,527	2,632
Under 25	167	304	542	2,444	4,286	15,556	142	258	20,227	30,600	110,020	116	217	536	4,952	7,740	32,258	43	266	2,323	15,199
25-49	223	439		7,604	14,869		194	418	51,368	94,172		174	371		11,040	19,773		78		3,949	
50-99	271	449	507	17,542	28,710	33,280	257	439	131,245	176,807	220,957	236	366	507	28,692	30,634	53,348	165	389	12,253	25,902
100-199	196	245	269	25,440	30,949	33,659	186	241	222,801	209,605	252,319	178	213	269	34,754	35,201	52,682	133	223	14,543	25,474
200-399	115	110	95	29,754	28,825	24,511	113	110	246,334	239,042	188,840	104	89	95	37,480	34,231	40,914	83	79	15,999	20,111
400-799	72	39	(1)	37,116	18,800	(1)	72	38	359,667	166,095	(1)	68	36	(1)	42,097	23,925	(1)	61	(1)	25,351	(1)
800-1599	12	14	(1)	12,825	14,323	(1)	12	14	135,730	139,433	(1)	12	14	(1)	21,600	20,410	(1)	12	(1)	13,625	(1)
1600 and over	4	2	(1)	9,950	4,300	(1)	4	2	106,800	45,500	(1)	4	2	(1)	9,100	5,000	(1)	3	(1)	5,700	(1)
400-699	66	36	27	32,736	16,509	13,950	66	35	305,127	144,940	138,759	63	34	27	37,547	20,925	23,915	56	25	23,236	11,885
700-999	11	11	5	8,755	9,164	3,930	11	11	106,090	80,971	36,648	10	10	5	14,885	13,910	4,800	10	5	10,025	3,705
1000 and over	11	8	7	18,400	11,750	10,820	11	8	190,980	125,117	90,943	11	8	7	20,365	14,500	22,100	10	7	11,415	13,767

[1] Comparison with later censuses may be found in groups below beginning with 400-699.

COUNTY TABLE 1.—CHICKENS ON FARMS 1940, 1935, AND 1930; CHICKEN EGGS PRODUCED AND CHICKENS RAISED 1939, 1934, AND 1929; AND CHICKENS SOLD, 1939 AND 1929; CLASSIFIED BY NUMBER ON HAND—Continued

(Chickens on hand over 4 months old Apr. 1, 1940 and over 3 months old Jan. 1, 1935 and Apr. 1, 1930)

STATE OR COUNTY AND NUMBER OF CHICKENS ON HAND	CHICKENS ON HAND						CHICKEN EGGS PRODUCED					CHICKENS RAISED						CHICKENS SOLD			
	Farms reporting			Number			Farms reporting		Dozens			Farms reporting			Number			Farms reporting		Number	
	1940 (Apr. 1)	1935 (Jan. 1)	1930 (Apr. 1)	1940 (Apr. 1)	1935 (Jan. 1)	1930 (Apr. 1)	1939	1934	1939	1934	1929	1939	1934	1929	1939	1934	1929	1939	1929	1939	1929
NEW YORK—Con.																					
Steuben																					
Total	3,338	4,767	4,409	249,408	347,426	316,149	3,171	4,525	2,177,238	2,750,120	2,690,207	2,859	3,567	4,376	340,673	366,934	441,270	1,330	2,303	176,919	197,302
None	—	—	—	—	—	—	47	24	33,504	5,391	11,715	64	23	39	13,203	3,661	2,517	52	38	11,060	2,485
Under 25	854	1,044	2,193	12,197	16,036	60,336	743	931	103,743	120,628	488,662	649	716	2,133	27,793	15,126	90,076	159	819	15,523	32,753
25-49	975	1,490		32,300	49,899		918	1,407	257,917	346,529		818	1,024		41,956	43,942		277		13,046	
50-99	767	1,223	1,315	49,540	76,931	84,654	738	1,172	399,051	549,019	669,695	655	1,006	1,309	65,920	70,996	108,191	350	736	28,243	38,242
100-199	463	638	593	59,071	79,365	74,988	453	623	500,032	636,976	614,809	412	494	591	77,871	81,873	99,782	286	449	34,461	44,469
200-399	209	294	247	51,662	74,244	62,733	205	288	481,768	640,669	577,313	195	234	243	59,447	84,786	85,597	147	202	36,569	42,826
400-799	55	61	(1)	28,413	51,226	(1)	53	61	272,365	266,529	(1)	51	56	(1)	32,293	47,850	(1)	45	(1)	18,115	(1)
800 and over	15	17	(1)	16,225	19,725	(1)	14	17	128,858	184,379	(1)	15	14	(1)	22,190	18,700	(1)	14	(1)	19,902	(1)
400-699	47	57	51	22,688	28,426	24,682	45	57	212,111	244,654	235,127	43	52	51	24,693	44,320	36,532	39	49	14,405	23,362
700-999	14	9	6	10,550	7,225	4,556	14	9	98,969	62,221	47,640	14	9	6	11,930	9,030	9,300	12	6	8,112	7,000
1000 and over	9	12	4	11,400	15,300	4,200	8	12	90,143	144,033	45,246	9	9	4	17,860	13,200	9,275	8	4	15,500	6,065
Suffolk																					
Total	1,552	1,670	1,394	348,949	297,159	217,478	1,460	1,615	2,693,200	2,030,259	1,911,666	1,406	1,326	1,400	1,437,032	795,067	424,427	568	375	1,187,273	174,755
None	—	—	—	—	—	—	34	6	79,182	14,820	3,940	71	9	13	726,298	170,120	3,041	49	4	694,494	2,100
Under 25	276	299	646	4,285	4,576	16,987	236	276	25,048	28,013	132,922	185	169	641	9,286	6,612	27,723	11	62	3,004	2,179
25-49	433	497		14,177	16,094		398	481	82,020	56,926		378	396		24,485	22,106		42		3,685	
50-99	317	414	374	19,412	24,108	22,617	300	403	110,350	92,406	148,099	285	357	373	34,396	37,786	36,161	78	90	12,907	5,544
100-199	148	170	164	18,590	20,908	19,279	139	166	152,708	123,375	144,721	137	135	164	108,380	73,355	55,579	71	64	85,319	12,474
200-399	126	115	86	33,939	29,745	22,900	121	112	242,680	172,414	181,245	119	98	86	87,640	69,042	43,446	102	54	68,844	16,485
400-799	115	92	(1)	60,150	48,715	(1)	115	89	448,326	358,298	(1)	114	81	(1)	133,186	101,090	(1)	105	(1)	85,371	(1)
800-1599	79	51	(1)	86,085	54,515	(1)	79	51	709,129	397,299	(1)	79	49	(1)	163,218	104,265	(1)	75	(1)	94,833	(1)
1600-3199	30	23	(1)	65,831	50,200	(1)	30	23	645,254	435,134	(1)	30	23	(1)	112,415	93,511	(1)	27	(1)	81,048	(1)
3200 and over	8	9	(1)	46,500	48,300	(1)	8	8	218,523	351,574	(1)	8	9	(1)	37,750	117,200	(1)	8	(1)	57,768	(1)
400-699	101	80	54	50,180	40,165	25,415	101	77	365,342	276,681	248,733	100	72	54	106,786	81,290	52,365	91	40	66,841	25,380
700-999	42	25	21	35,725	19,300	16,325	42	25	304,173	156,848	147,302	42	21	21	83,318	41,600	30,905	41	16	57,120	17,300
1000-2499	72	55	39	102,761	77,165	55,355	72	55	865,940	637,927	544,504	72	54	38	176,515	146,876	113,207	67	36	101,991	54,695
2500 and over	17	15	10	71,900	65,100	38,600	17	14	485,777	470,849	360,200	17	15	10	80,150	146,300	82,000	16	9	93,068	38,598
Sullivan																					
Total	1,969	2,370	2,502	363,153	365,681	372,932	1,898	2,255	3,169,942	2,806,598	3,337,806	1,729	1,934	2,496	742,764	610,239	604,891	946	1,157	422,640	257,729
None	—	—	—	—	—	—	40	21	28,014	15,549	25,710	68	36	21	77,542	7,414	9,803	56	15	68,323	8,340
Under 25	406	471	956	5,486	6,895	24,922	353	418	42,258	45,320	231,650	283	337	941	17,118	15,042	49,139	55	210	9,430	12,403
25-49	420	513		13,526	16,304		400	475	98,294	107,895		335	394		31,067	27,337		104		17,741	
50-99	314	503	558	19,395	3,843	35,384	306	474	152,619	220,121	308,755	262	392	553	60,171	51,672	60,958	136	230	34,069	17,947
100-199	270	363	387	34,885	45,635	49,290	251	356	281,638	375,993	430,244	238	299	386	70,360	78,058	86,510	153	226	34,786	29,660
200-399	272	273	340	69,625	70,113	88,617	263	268	601,857	540,174	798,151	261	240	337	136,315	108,878	139,537	205	256	66,785	60,356
400-799	194	174	(1)	97,629	90,251	(1)	192	172	855,147	717,008	(1)	189	164	(1)	162,550	160,218	(1)	152	(1)	84,449	(1)
800-1599	75	64	(1)	74,630	67,790	(1)	75	64	728,129	626,218	(1)	75	63	(1)	114,155	108,180	(1)	69	(1)	67,616	(1)
1600-3199	15	7	(1)	33,220	14,850	(1)	15	7	289,351	140,720	(1)	15	7	(1)	55,670	23,640	(1)	13	(1)	26,525	(1)
3200 and over	3	2	(1)	14,757	23,000	(1)	3	2	97,655	17,600	(1)	3	2	(1)	17,816	29,800	(1)	3	(1)	12,916	(1)
400-699	173	155	164	82,715	76,701	80,755	172	153	719,655	607,006	712,367	168	145	161	134,470	118,343	117,107	135	134	68,714	54,344
700-999	61	42	65	48,194	32,840	51,064	60	42	478,889	303,611	452,628	61	41	65	78,285	69,875	77,777	53	56	43,926	37,385
1000-2499	45	46	31	61,370	57,800	40,300	45	46	570,607	508,829	354,901	45	46	31	93,120	95,320	58,560	41	29	54,400	34,294
2500 and over	8	4	1	27,957	28,550	2,600	8	4	196,131	82,100	23,400	8	4	1	44,316	38,300	5,500	8	1	24,466	3,000

Tioga																				
Total	1,497	1,913	1,927	272,485	313,117	248,597	1,407	1,864	2,799,750	2,720,491	2,276,220	1,200	1,359	1,889	474,216	391,615	359,294	803	1,101	316,923	170,454
None	———	———	———	———	———	———	41	8	55,272	14,880	16,360	63	9	22	48,080	5,095	6,653	67	24	45,898	7,141
Under 25	343	331	684	4,675	4,694	17,671	281	300	69,142	42,385	142,850	211	187	658	16,800	8,365	32,588	69	210	10,698	13,420
25-49	292	386		9,896	12,665		255	376	87,007	88,777		214	260		24,770	13,837		84		16,347	
50-99	262	414	513	17,084	26,531	34,033	245	401	148,836	186,412	295,137	187	292	499	38,023	28,529	47,089	128	272	25,578	17,798
100-199	209	314	379	27,848	40,620	49,511	199	313	239,788	336,027	392,052	169	219	366	37,247	45,570	69,702	145	281	20,941	28,520
200-399	200	269	229	51,018	71,045	58,220	196	268	475,618	621,575	524,841	170	218	224	76,250	83,851	79,566	143	202	41,879	41,538
400-799	119	136	(1)	62,644	71,692	(1)	118	135	686,398	656,136	(1)	114	118	(1)	96,204	98,109	(1)	102	(1)	61,008	(1)
800-1599	58	51	(1)	59,730	50,640	(1)	58	51	649,704	494,779	(1)	58	45	(1)	91,542	69,359	(1)	54	(1)	64,174	(1)
1600-3199	8	7	(1)	16,590	14,130	(1)	8	7	196,869	123,284	(1)	8	7	(1)	20,400	16,600	(1)	8	(1)	10,500	(1)
3200 and over	6	5	(1)	23,000	21,100	(1)	6	5	191,116	156,236	(1)	6	4	(1)	24,900	22,300	(1)	5	(1)	19,900	(1)
400-699	103	119	80	51,194	59,542	38,421	102	118	565,518	546,473	402,160	99	102	79	80,653	79,736	56,556	87	74	49,833	27,188
700-999	39	40	27	30,800	31,290	21,590	39	40	336,381	296,917	197,780	38	39	26	45,751	44,752	34,490	35	24	29,724	16,074
1000-2499	42	34	13	54,470	43,030	18,651	42	34	601,072	400,805	178,790	42	28	13	79,242	56,700	23,150	41	12	55,425	13,775
2500 and over	7	6	2	25,500	23,700	10,500	7	6	221,116	186,240	126,250	7	5	2	27,400	25,200	9,500	6	2	20,600	5,000
Tompkins																				
Total	1,429	1,978	1,946	239,628	268,154	214,941	1,375	1,887	2,291,434	2,229,369	1,844,382	1,235	1,504	1,915	348,158	322,544	330,157	668	1,062	200,976	155,495
None	———	———	———	———	———	———	22	8	20,350	5,430	4,987	27	8	13	10,957	892	1,813	31	12	8,973	1,583
Under 25	335	451	822	4,415	6,151	22,005	295	392	48,351	46,914	189,811	273	282	795	10,338	7,247	42,413	54	294	5,022	16,849
25-49	295	436		9,636	14,827		280	416	86,695	110,765		235	332		16,365	16,058		76		6,485	
50-99	232	431	525	15,256	27,215	33,885	223	417	124,365	194,816	259,779	186	339	520	20,282	26,159	45,531	99	289	8,514	17,797
100-199	218	284	335	28,651	36,412	43,462	210	280	226,170	286,118	309,167	181	226	328	37,322	38,383	55,932	123	222	18,461	22,998
200-399	192	220	156	51,295	55,506	40,970	189	218	449,372	450,030	359,385	181	174	154	79,516	62,725	58,673	144	141	45,339	29,443
400-799	102	109	(1)	50,719	55,508	(1)	101	109	490,551	484,121	(1)	97	97	(1)	61,118	61,695	(1)	88	(1)	32,135	(1)
800-1599	42	36	(1)	41,578	35,406	(1)	42	36	420,325	332,564	(1)	42	36	(1)	49,750	49,215	(1)	40	(1)	33,849	(1)
1600-3199	9	7	(1)	17,978	14,143	(1)	9	7	210,193	124,203	(1)	9	6	(1)	28,490	17,460	(1)	9	(1)	21,171	(1)
3200 and over	4	4	(1)	20,100	22,986	(1)	4	4	215,062	194,408	(1)	4	4	(1)	34,000	42,730	(1)	4	(1)	21,027	(1)
400-699	93	97	73	44,169	48,908	35,375	92	97	434,691	398,332	319,052	88	87	71	53,228	53,130	49,225	80	71	27,739	30,257
700-999	28	30	23	22,485	23,866	17,835	28	30	201,802	226,872	157,891	28	28	22	26,690	28,940	29,370	25	22	16,672	14,540
1000-2499	31	25	9	40,948	34,283	12,759	31	25	455,186	315,684	136,005	31	24	9	55,100	46,300	25,660	31	9	41,044	15,117
2500 and over	5	4	3	22,773	22,986	8,650	5	4	244,452	194,408	108,305	5	4	3	38,340	42,730	21,520	5	2	22,727	6,911
Ulster																				
Total	2,217	2,870	2,933	410,739	452,307	471,781	2,156	2,751	3,968,482	3,979,537	4,217,835	1,959	2,136	2,972	736,239	596,375	766,198	1,002	1,454	429,405	352,388
None	———	———	———	———	———	———	75	20	76,211	9,155	51,667	102	20	47	61,985	5,155	7,630	66	31	52,770	5,524
Under 25	491	594	1,143	7,067	8,660	28,312	441	528	68,436	66,237	238,985	333	358	1,138	21,198	11,944	61,919	45	252	12,169	15,834
25-49	481	670		15,572	21,440		451	636	141,645	158,053		400	500		41,161	23,757		96		14,133	
50-99	363	534	612	22,715	32,542	38,435	343	512	197,890	240,115	517,413	307	419	611	50,912	39,004	70,639	151	270	24,602	19,162
100-199	289	410	443	37,059	52,412	56,082	273	402	358,030	408,030	455,907	255	292	443	69,045	57,145	91,524	188	270	30,509	30,898
200-399	265	311	365	69,357	79,952	94,960	255	304	627,449	693,307	815,778	247	242	364	112,411	95,751	154,266	188	291	53,620	68,046
400-799	224	241	(1)	117,925	124,472	(1)	217	239	1,140,201	1,121,800	(1)	212	206	(1)	174,949	150,689	(1)	191	(1)	99,304	(1)
800-1599	77	93	(1)	78,244	94,179	(1)	75	93	729,816	923,082	(1)	76	84	(1)	132,480	146,938	(1)	72	(1)	88,730	(1)
1600 and over	27	17	(1)	62,800	38,650	(1)	26	17	648,804	359,758	(1)	27	15	(1)	72,100	65,992	(1)	25	(1)	53,568	(1)
400-699	191	209	236	94,615	101,762	116,047	185	207	921,768	908,867	1,098,223	181	176	235	142,049	122,089	173,696	161	212	81,765	88,828
700-999	72	73	76	56,429	57,170	59,690	69	73	545,874	542,877	572,242	69	68	76	94,008	68,485	94,474	67	73	61,501	56,418
1000-2499	58	65	58	83,125	83,769	78,255	57	65	781,039	784,655	687,640	58	57	58	116,672	145,753	112,050	53	55	79,336	67,678
2500 and over	7	4	———	24,800	14,600	———	7	4	270,140	168,241	———	7	4	———	26,800	27,292	———	7	———	19,000	———
Warren																				
Total	648	953	733	37,001	37,422	37,717	590	914	347,084	325,166	299,665	521	753	733	73,465	65,255	68,599	197	350	37,248	30,411
None	———	———	———	———	———	———	7	22	644	3,143	1,745	9	12	7	1,063	652	586	4	6	970	152
Under 25	347	542	549	4,690	7,554	12,472	293	496	41,050	55,325	97,696	255	381	543	11,787	10,406	20,751	52	215	4,554	7,394
25-49	156	256		5,050	8,139		149	247	36,400	65,087		128	220		8,476	11,199		47		3,530	
50-99	73	99	116	4,777	6,196	7,306	70	95	42,551	54,599	54,405	61	87	116	9,239	10,930	12,129	42	75	4,755	4,543
100-199	40	32	35	5,000	3,829	4,220	40	30	45,127	29,956	30,124	37	29	35	8,878	6,313	6,619	25	27	5,650	3,157
200-399	12	12	23	2,955	2,979	6,021	12	12	24,893	34,650	43,061	12	12	22	5,490	5,855	10,202	9	17	2,821	3,815

[1] Comparison with later censuses may be found in groups below beginning with 400-699.

COUNTY TABLE 1.—CHICKENS ON FARMS 1940, 1935, AND 1930; CHICKEN EGGS PRODUCED AND CHICKENS RAISED 1939, 1934, AND 1929; AND CHICKENS SOLD, 1939 AND 1929; CLASSIFIED BY NUMBER ON HAND—Continued

(Chickens on hand over 4 months old Apr. 1, 1940 and over 3 months old Jan. 1, 1935 and Apr. 1, 1930)

STATE OR COUNTY AND NUMBER OF CHICKENS ON HAND	CHICKENS ON HAND						CHICKEN EGGS PRODUCED					CHICKENS RAISED						CHICKENS SOLD			
	Farms reporting			Number			Farms reporting		Dozens			Farms reporting			Number			Farms reporting		Number	
	1940 (Apr.1)	1935 (Jan.1)	1930 (Apr.1)	1940 (Apr. 1)	1935 (Jan. 1)	1930 (Apr. 1)	1939	1934	1939	1934	1929	1939	1934	1929	1939	1934	1929	1939	1929	1939	1929
NEW YORK—Contd.																					
Warren—Contd.																					
400-799	12	9	(1)	6,704	4,475	(1)	12	9	70,219	34,575	(1)	12	9	(1)	13,982	9,200	(1)	11	(1)	8,718	(1)
800 and over	8	3	(1)	7,825	4,250	(1)	7	3	86,200	47,851	(1)	7	3	(1)	14,550	10,700	(1)	7	(1)	8,250	(1)
400-699	10	8	7	5,229	3,725	3,738	10	8	49,919	26,600	27,894	10	8	7	11,582	8,000	8,812	9	7	7,818	4,350
700-999	6	1	1	5,200	750	960	6	1	58,500	7,975	8,740	6	1	1	8,950	1,200	4,000	6	1	4,350	2,000
1000 and over	4	3	2	4,100	4,250	3,000	3	3	48,000	47,851	36,000	3	3	2	8,000	10,700	5,500	3	2	4,800	5,000
Washington																					
Total	2,089	2,565	2,553	160,106	174,773	175,487	1,981	2,422	1,504,819	1,281,692	1,458,852	1,704	2,004	2,568	306,099	237,194	299,929	941	1,483	184,798	149,413
None	———	———	———	———	———	———	30	23	15,092	3,395	9,278	39	16	22	15,203	1,055	7,805	46	23	14,943	7,581
Under 25	614	690	1,388	8,698	9,957	37,032	536	590	74,174	66,524	302,114	409	476	1,381	18,575	12,804	64,702	106	580	8,034	25,092
25-49	615	800		20,300	26,610		582	756	159,761	187,171		497	611		33,815	30,968		207		13,741	
50-99	442	648	720	28,397	41,064	45,985	422	630	225,316	292,035	359,741	375	530	720	40,733	51,728	66,880	238	504	18,142	28,665
100-199	269	289	299	33,997	36,428	37,381	264	287	301,637	272,230	284,894	241	245	299	60,300	48,388	56,764	211	242	33,202	27,894
200-399	84	96	98	20,815	23,689	24,495	83	95	199,159	206,825	216,291	80	88	98	39,852	38,127	39,115	73	90	21,059	20,847
400-799	48	30	(1)	24,757	15,925	(1)	47	29	263,746	140,060	(1)	46	27	(1)	44,200	28,450	(1)	43	(1)	26,965	(1)
800-1599	14	10	(1)	15,430	9,350	(1)	14	10	165,162	86,794	(1)	14	9	(1)	34,580	13,751	(1)	14	(1)	25,611	(1)
1600 and over	3	2	(1)	7,712	11,750	(1)	3	2	100,772	26,658	(1)	3	2	(1)	18,841	11,925	(1)	3	(1)	23,101	(1)
400-699	42	26	29	20,282	12,985	14,114	41	25	210,866	116,743	130,662	40	24	29	35,075	24,100	35,624	38	27	22,205	21,452
700-999	12	11	15	9,625	8,790	11,504	12	11	98,202	80,647	111,011	12	9	15	21,925	10,851	20,952	11	15	12,398	14,538
1000 and over	11	5	4	17,992	15,250	4,976	11	5	220,612	56,122	44,861	11	5	4	40,621	19,175	8,087	11	2	41,076	3,344
Wayne																					
Total	2,963	3,854	3,879	379,937	443,575	396,432	2,775	3,695	3,246,155	3,527,168	3,183,242	2,191	2,705	3,822	652,477	492,168	624,533	1,660	2,332	423,460	306,024
None	———	———	———	———	———	———	72	15	59,411	4,852	21,370	86	16	36	32,592	3,818	18,756	75	33	39,188	16,013
Under 25	470	535	1,250	7,071	7,756	34,336	368	455	71,880	59,122	287,806	210	300	1,194	23,342	8,448	63,341	104	416	17,490	25,676
25-49	594	836		19,738	27,918		532	791	150,560	168,746		351	552		50,803	24,724		180		34,852	
50-99	642	1,016	1,215	41,972	64,490	79,999	591	994	299,390	453,104	618,869	455	734	1,196	61,328	54,439	112,079	328	738	32,424	46,130
100-199	657	842	926	84,911	106,914	118,259	631	822	665,727	812,252	920,058	537	591	913	138,915	108,694	172,591	470	707	75,362	78,821
200-399	413	438	371	105,197	111,934	92,426	397	433	926,288	879,607	753,724	371	352	367	146,128	130,612	140,182	342	329	86,083	71,835
400-799	147	150	(1)	70,598	74,408	(1)	144	148	597,573	671,008	(1)	141	126	(1)	106,924	86,883	(1)	124	(1)	65,237	(1)
800-1599	32	29	(1)	31,900	30,490	(1)	32	29	320,246	265,122	(1)	32	26	(1)	68,245	41,100	(1)	29	(1)	53,699	(1)
1600 and over	8	8	(1)	18,550	19,665	(1)	8	8	155,080	213,355	(1)	8	8	(1)	24,200	33,450	(1)	8	(1)	19,125	(1)
400-699	137	135	85	63,473	63,648	40,695	134	134	536,393	570,191	337,022	131	112	84	90,974	72,798	65,289	116	80	55,392	36,185
700-999	26	27	21	20,475	20,650	16,150	26	26	200,840	186,569	133,598	26	25	21	39,245	32,135	29,295	23	19	26,534	15,314
1000-2499	21	21	10	28,100	28,765	11,867	21	21	261,456	276,125	94,629	21	19	10	56,150	35,500	18,500	19	9	46,010	11,850
2500 and over	3	4	1	9,000	11,500	2,700	3	4	74,210	116,600	16,166	3	4	1	13,000	21,000	4,500	3	1	10,125	4,200
Westchester																					
Total	286	459	313	73,190	79,992	66,365	275	440	650,795	665,466	529,463	257	423	316	118,916	129,023	118,450	113	123	66,493	47,955
None	———	———	———	———	———	———	12	———	12,190	———	7,153	7	2	7	463	300	3,600	6	4	1,150	1,800
Under 25	40	60	95	603	933	2,316	36	50	4,146	6,290	19,679	31	47	94	1,025	2,540	4,674	3	17	54	1,074
25-49	49	101		1,593	3,418		46	99	13,570	27,154		40	94		3,454	7,255		5		437	
50-99	60	127	87	3,820	7,452	5,655	51	124	24,774	56,205	45,988	49	120	86	4,925	13,585	10,071	17	25	919	3,189
100-199	52	81	57	6,395	9,688	7,300	46	80	42,189	74,715	57,477	50	78	55	9,731	15,498	12,169	24	28	2,340	2,989

200-399	38	41	24	9,535	10,170	6,260	38	40	74,964	94,106	50,852	35	35	24	22,693	15,295	11,400	21	11	15,479	3,950
400-799	27	26	(1)	13,902	12,895	(1)	26	25	135,995	107,989	(1)	25	24	(1)	19,225	21,250	(1)	20	(1)	13,505	(1)
800-1599	10	16	(1)	10,200	18,036	(1)	10	15	109,949	140,722	(1)	10	16	(1)	15,400	28,900	(1)	7	(1)	6,149	(1)
1600 and over	10	7	(1)	27,142	17,400	(1)	10	7	233,018	158,285	(1)	10	7	(1)	42,000	24,400	(1)	10	(1)	26,460	(1)
400-699	22	25	21	10,256	12,195	10,110	21	24	107,751	100,189	83,441	20	23	21	13,275	20,650	19,750	16	15	10,655	7,153
700-999	9	5	17	6,946	3,926	13,929	9	4	70,404	26,372	92,876	9	5	17	8,450	6,400	21,582	6	13	4,018	10,008
1000-2499	10	16	11	14,942	22,810	18,295	10	16	150,566	191,820	151,455	10	16	11	25,600	35,000	34,004	9	10	13,647	17,792
2500 and over	6	3	1	19,100	9,600	2,500	6	3	150,241	88,815	20,562	6	3	1	29,300	12,500	1,200	6	——	17,794	——
Wyoming																					
Total	1,860	2,277	2,407	152,394	188,985	185,776	1,754	2,198	1,193,446	1,598,617	1,526,836	1,584	1,705	2,350	214,372	201,933	254,512	720	1,202	99,889	108,343
None	——	——	——	——	——	——	26	24	14,829	10,833	3,822	31	17	16	5,505	868	1,514	32	17	5,125	1,517
Under 25	414	394	1,073	6,102	6,109	28,901	351	354	38,011	59,228	235,942	295	277	1,017	13,171	5,583	43,330	64	330	7,029	12,697
25-49	493	636		16,331	21,401		454	608	102,884	170,012		406	455		24,664	17,752		104		8,333	
50-99	447	653	788	29,329	41,605	51,382	431	633	193,755	325,605	403,977	379	488	781	38,547	36,331	64,080	189	429	12,637	22,229
100-199	331	402	379	41,490	49,751	47,736	319	380	332,627	426,179	381,777	308	314	371	54,916	54,126	64,991	202	278	21,496	27,096
200-399	118	133	122	28,505	33,074	29,517	117	131	228,450	282,485	248,547	109	106	120	37,672	34,147	42,060	83	109	18,165	19,678
400-799	54	50	(1)	26,987	24,950	(1)	53	49	250,770	215,481	(1)	53	42	(1)	34,097	32,409	(1)	43	(1)	22,856	(1)
800 and over	3	9	(1)	3,650	12,075	(1)	3	9	32,120	108,794	(1)	3	8	(1)	5,800	20,717	(1)	3	(1)	4,250	(1)
400-699	49	47	28	23,340	22,825	12,915	48	46	211,018	200,101	116,833	48	39	28	26,846	28,809	15,990	39	25	18,466	10,505
700 and over	8	12	17	7,297	14,200	15,325	8	12	71,872	124,174	136,938	8	11	17	13,051	24,317	22,547	7	14	8,640	14,621
Yates																					
Total	1,031	1,433	1,470	154,125	171,373	155,109	979	1,367	1,421,859	1,381,684	1,273,763	868	1,122	1,322	238,239	184,389	208,740	657	962	146,029	113,892
None	——	——	——	——	——	——	24	13	49,072	13,570	10,077	24	6	19	13,826	674	2,629	35	18	13,706	1,719
Under 25	128	190	550	1,719	2,850	15,006	98	165	17,836	23,365	111,181	78	96	445	12,833	2,223	21,487	32	224	11,634	9,166
25-49	198	320		6,640	10,751		173	295	52,117	75,369		149	245		10,830	8,404		72		5,452	
50-99	245	359	454	16,623	22,842	29,680	251	346	140,656	158,867	218,575	200	297	420	28,580	21,657	36,565	145	312	15,362	18,467
100-199	207	299	264	26,826	37,651	34,094	196	288	210,359	278,661	260,595	179	255	242	37,632	35,908	40,297	150	220	19,035	21,806
200-399	159	182	136	41,419	46,701	35,204	159	177	380,107	370,371	279,190	144	144	132	56,152	48,787	47,172	129	124	28,542	25,386
400-799	88	67	(1)	44,048	33,678	(1)	86	67	434,708	312,488	(1)	82	63	(1)	58,586	44,687	(1)	82	(1)	36,206	(1)
800-1599	8	15	(1)	8,300	15,025	(1)	8	15	79,604	133,793	(1)	8	15	(1)	8,100	18,049	(1)	8	(1)	9,450	(1)
1600 and over	4	1	(1)	8,550	1,875	(1)	4	1	57,402	15,200	(1)	4	1	(1)	11,700	4,000	(1)	4	(1)	6,642	(1)
400-699	78	61	43	38,298	29,378	20,463	78	61	369,531	273,913	191,673	74	57	41	51,686	39,327	25,590	75	41	31,606	14,668
700-999	11	15	18	8,150	12,125	13,447	11	15	84,175	102,703	128,882	11	15	18	8,800	12,559	24,600	10	18	5,100	16,480
1000 and over	9	7	5	14,450	9,075	7,215	9	7	118,006	84,865	75,590	9	7	5	17,900	14,850	10,400	9	5	15,592	6,200
NORTH CAROLINA																					
Total	245,122	285,607	241,475	7,315,434	8,806,113	6,384,595	232,818	253,289	41,847,391	33,600,854	39,301,116	229,177	246,160	236,555	17,412,519	16,180,272	14,726,721	98,036	122,003	6,441,428	5,028,410
None	——	——	——	——	——	——	1,485	466	270,158	37,102	97,621	1,969	590	935	324,055	43,703	53,726	1,029	618	266,088	33,029
Under 25	131,064	114,104	214,414	1,814,917	1,858,194	4,198,011	120,417	104,217	9,852,893	5,926,836	25,118,820	117,101	100,010	208,761	5,314,597	3,726,460	10,809,033	39,371	101,417	1,467,047	3,253,353
25-49	80,333	101,715		2,525,106	3,234,581		77,858	99,476	13,080,001	11,744,533		77,416	97,406		5,597,525	6,112,863		36,691		1,604,753	
50-99	25,860	40,240	21,962	1,522,899	2,402,848	1,310,801	25,142	39,704	7,930,964	8,545,845	7,779,299	24,879	38,953	21,812	3,025,520	3,927,617	2,375,166	14,878	15,832	1,162,019	941,844
100-199	6,025	7,699	3,947	720,904	890,394	465,287	5,920	7,802	4,454,679	3,549,771	3,013,511	5,822	7,448	3,910	1,483,430	1,354,616	770,786	4,342	3,145	813,458	377,509
200-399	1,568	1,429	858	385,196	346,967	212,214	1,547	1,409	3,003,664	1,889,147	1,571,142	1,525	1,348	847	838,356	549,734	356,329	1,289	724	548,271	207,438
400-799	353	335	(1)	173,782	166,063	(1)	350	331	1,630,457	1,083,437	(1)	348	323	(1)	441,481	275,117	(1)	325	(1)	309,474	(1)
800-1599	102	71	(1)	107,276	72,266	(1)	102	70	1,133,788	567,537	(1)	100	70	(1)	221,522	136,262	(1)	96	(1)	152,618	(1)
1600-3199	13	10	(1)	25,154	20,000	(1)	13	10	280,921	137,338	(1)	13	10	(1)	57,200	29,500	(1)	13	(1)	38,900	(1)
3200 and over	4	4	(1)	40,200	14,800	(1)	4	4	209,866	119,310	(1)	4	4	(1)	108,833	24,400	(1)	4	(1)	78,800	(1)
400-699	334	306	197	160,318	145,264	95,315	331	302	1,468,049	933,692	766,518	330	294	193	412,685	234,096	159,040	307	178	288,114	91,627
700-999	57	65	55	45,640	51,209	43,024	57	65	527,131	388,094	385,769	54	65	55	90,093	96,071	81,815	52	51	62,630	47,726
1000-2499	75	43	39	95,254	56,356	49,743	75	42	990,461	443,586	495,436	75	42	39	207,125	102,712	101,576	73	37	143,248	65,134
2500 and over	6	6	3	45,200	20,300	10,200	6	6	271,391	142,250	73,000	6	6	3	119,133	32,400	19,250	6	3	85,800	10,750
Alamance																					
Total	2,177	2,560	2,403	97,968	111,593	87,321	2,126	2,467	709,172	582,749	625,473	2,038	2,428	2,397	218,882	229,884	195,597	922	1,331	80,578	70,850
None	——	——	——	——	——	——	11	12	1,258	875	3,135	15	15	22	974	650	1,350	3	10	470	543
Under 25	768	775	1,878	11,511	11,821	42,989	725	697	69,120	48,419	280,488	675	673	1,853	33,251	29,611	113,629	181	920	6,488	34,103
25-49	820	1,082		26,347	34,973		809	1,061	160,249	151,584		776	1,050		80,092	78,264		347		15,899	
50-99	363	506	417	21,743	30,899	25,621	357	503	148,641	137,817	178,443	353	499	416	43,611	58,598	48,575	209	308	15,003	19,178
100-199	160	147	73	19,117	17,839	8,805	159	144	141,601	101,657	74,918	154	142	71	40,616	34,080	14,904	124	62	20,113	6,811
200-399	57	36	28	13,210	8,511	6,440	56	36	126,623	57,457	55,796	56	35	28	29,518	15,556	10,789	49	24	17,305	6,765
400 and over	9	14	7	6,030	7,550	3,466	9	14	61,680	64,940	32,695	9	14	7	8,800	15,125	6,350	9	7	5,300	3,430

[1] Comparison with later censuses may be found in groups below beginning with 400-699.

COUNTY TABLE 1.—CHICKENS ON FARMS 1940, 1935, AND 1930; CHICKEN EGGS PRODUCED AND CHICKENS RAISED 1939, 1934, AND 1929; AND CHICKENS SOLD, 1939 AND 1929; CLASSIFIED BY NUMBER ON HAND—Continued

(Chickens on hand over 4 months old Apr. 1, 1940 and over 3 months old Jan. 1, 1935 and Apr. 1, 1930)

STATE OR COUNTY AND NUMBER OF CHICKENS ON HAND	CHICKENS ON HAND						CHICKEN EGGS PRODUCED					CHICKENS RAISED						CHICKENS SOLD			
	Farms reporting			Number			Farms reporting		Dozens			Farms reporting			Number			Farms reporting		Number	
	1940 (Apr.1)	1935 (Jan.1)	1930 (Apr.1)	1940 (Apr. 1)	1935 (Jan. 1)	1930 (Apr. 1)	1939	1934	1939	1934	1929	1939	1934	1929	1939	1934	1929	1939	1929	1939	1929
NORTH CAROLINA—Continued																					
Alexander																					
Total	1,752	1,931	1,594	52,196	60,003	48,251	1,669	1,896	384,994	232,263	358,923	1,699	1,852	1,546	106,383	102,501	94,146	1,034	1,284	44,362	44,499
None	———	———	———	———	———	———	7	13	784	646	795	11	14	10	418	590	329	5	8	170	185
Under 25	854	773	1,375	12,629	11,736	31,453	795	730	100,193	48,295	240,850	798	703	1,321	31,027	25,290	68,490	409	1,078	11,079	31,988
25-49	679	843		21,278	26,868		652	841	135,647	103,404		671	828		39,978	45,236		446		13,967	
50-99	177	276	177	10,408	15,994	10,517	173	275	63,466	60,193	69,653	177	270	174	17,230	22,917	15,542	138	160	6,909	7,561
100-199	32	31	38	3,714	3,455	4,761	32	30	30,631	11,829	35,825	32	30	37	11,180	5,081	7,135	26	34	8,067	3,565
200-399	5	7	1	1,210	1,538	250	5	6	12,673	4,194	2,500	5	6	1	2,150	2,375	250	5	1	970	200
400 and over	5	1	3	2,957	412	1,270	5	1	41,600	3,702	9,300	5	1	3	4,400	1,012	2,400	5	3	3,200	1,000
Alleghany																					
Total	1,414	1,457	1,297	34,832	43,337	35,936	1,347	1,420	221,206	185,697	242,223	1,261	1,387	1,294	63,792	79,416	69,975	1,031	1,031	39,815	50,414
None	———	———	———	———	———	———	4	9	410	536	251	9	9	3	328	418	105	8	4	230	102
Under 25	812	632	1,162	11,946	10,000	26,825	753	593	89,375	45,023	186,165	681	570	1,156	24,744	18,739	56,651	509	901	14,201	40,730
25-49	501	637		15,957	20,543		490	632	91,886	89,903		475	625		29,424	39,844		426		18,992	
50-99	87	166	122	4,999	10,229	7,291	86	164	27,360	40,112	43,394	84	161	122	6,861	15,785	11,554	76	116	4,732	8,502
100-199	11	21	11	1,330	2,315	1,320	11	21	7,655	9,323	8,688	12	22	13	2,435	4,630	1,665	12	10	1,660	1,080
200 and over	3	1	2	600	250	500	3	1	4,520	800	3,725										
Anson																					
Total	2,126	3,157	2,657	76,043	99,122	60,565	2,071	3,120	430,092	435,961	348,037	2,027	3,041	2,614	171,915	185,769	146,080	815	1,051	64,831	46,517
None	———	———	———	———	———	———	9	1	882	40	1,625	9	1	7	317	50	1,420	4	6	97	1,177
Under 25	1,048	1,574	2,431	14,736	23,256	42,761	1,002	1,546	73,721	87,554	250,013	962	1,490	2,383	42,458	55,540	113,079	251	914	8,243	33,878
25-49	695	1,113		22,040	34,276		682	1,104	111,535	137,466		685	1,091		51,037	67,564		296		12,144	
50-99	230	342	184	13,952	20,022	10,737	227	342	74,754	89,227	50,710	222	335	182	28,798	33,345	20,592	142	99	11,152	5,822
100-199	110	99	32	13,368	12,238	3,862	109	98	81,684	64,559	18,394	108	97	32	28,085	18,225	6,938	89	23	17,466	3,302
200-399	38	23	7	8,597	5,440	1,605	37	23	59,986	33,961	9,270	36	22	7	15,572	7,005	1,851	28	6	8,529	1,238
400 and over	5	6	3	3,350	3,890	1,600	5	6	27,530	23,154	18,025	5	5	3	5,650	4,040	2,200	5	3	7,200	1,100
Ashe																					
Total	3,518	3,687	3,317	91,491	103,935	83,503	3,324	3,519	471,089	417,120	597,183	3,306	3,499	3,273	154,816	184,663	153,762	2,763	2,707	90,356	97,611
None	———	———	———	———	———	———	25	8	2,342	393	4,357	28	11	24	1,387	238	1,206	28	20	1,189	2,422
Under 25	1,854	1,725	3,001	27,854	25,933	63,170	1,674	1,589	149,214	107,998	463,396	1,663	1,564	2,933	54,333	55,657	124,586	1,329	2,390	30,159	76,723
25-49	1,358	1,514		43,198	49,215		1,320	1,480	217,940	199,798		1,314	1,480		66,480	84,405		1,133		39,001	
50-99	269	408	294	15,773	23,982	17,742	268	404	77,971	91,907	112,205	265	404	294	23,556	37,778	25,045	240	278	14,312	16,636
100-199	33	37	22	3,685	4,205	2,591	33	35	18,672	15,874	17,225	32	37	22	7,620	5,995	2,925	33	19	5,695	1,830
200 and over	4	3	———	981	600	———	4	3	4,950	1,150	———	4	3	———	1,440	590	———				
Avery																					
Total	1,337	1,599	1,220	26,869	30,107	24,853	1,222	1,505	142,334	140,508	203,319	1,194	1,461	1,215	51,467	60,898	60,219	411	634	12,729	26,030
None	———	———	———	———	———	———	9	9	1,471	436	1,155	17	9	11	709	306	421	5	4	535	220
Under 25	965	1,183	1,174	12,685	15,375	20,020	857	1,085	70,485	70,997	158,338	820	1,045	1,159	27,759	34,612	47,240	260	601	5,570	17,473
25-49	314	364		9,850	11,135		298	360	45,627	49,709		301	355		15,686	20,224		113		3,243	
50-99	50	47	37	2,973	2,747	2,148	50	46	15,021	15,464	17,140	48	47	36	4,093	4,631	4,314	26	21	1,066	2,412
100 and over	8	5	9	1,361	850	2,685	8	5	9,730	3,902	26,686	8	5	9	3,220	1,125	8,244	7	8	2,315	5,925

Beaufort																				
Total	2,741	2,941	2,561	121,931	155,146	103,073	2,635	2,774	714,158	525,252	615,705	2,398	2,506	2,492	156,517	187,180	157,840	910	1,360	52,876	60,883
None	———	———	———	———	———	———	18	3	4,122	140	745	14	4	12	519	568	455	3	6	370	170
Under 25	1,025	819	1,796	13,353	11,899	40,166	936	697	70,685	31,919	257,559	821	596	1,720	23,895	17,972	76,207	168	783	5,183	24,152
25-49	857	954		27,188	31,414		835	923	157,222	81,239		782	852		39,751	39,226		275		9,822	
50-99	571	770	565	35,225	47,897	34,311	581	758	181,820	145,556	189,694	516	713	560	44,099	55,200	46,439	277	407	15,181	19,276
100-199	225	305	163	27,157	35,609	18,604	221	301	151,836	122,310	99,808	205	280	163	28,828	42,052	25,539	137	152	12,795	10,305
200-399	57	73	33	13,608	18,947	8,175	56	72	103,337	95,277	50,760	54	62	33	12,895	20,487	9,450	42	28	5,877	5,210
400 and over	8	20	4	5,400	9,380	1,817	8	20	45,136	48,811	17,139	8	19	4	6,550	11,675	1,750	8	4	3,650	1,750
Bertie																					
Total	2,780	2,884	3,040	81,099	93,880	73,040	2,656	2,774	307,387	286,279	384,792	2,631	2,579	2,997	152,988	184,282	150,612	904	1,549	30,864	43,696
None	———	———	———	———	———	———	10	4	779	99	91	18	4	4	736	450	72	7	3	197	33
Under 25	1,433	1,189	2,695	18,575	16,572	48,429	1,319	1,098	75,746	40,266	250,913	1,297	979	2,649	47,753	36,983	108,244	314	1,307	7,151	29,283
25-49	904	1,137		29,552	35,832		887	1,118	112,564	98,491		882	1,062		55,479	65,815		347		9,636	
50-99	355	463	281	21,100	27,536	18,720	354	460	74,406	79,200	88,105	350	440	281	33,545	40,327	29,708	192	198	8,275	9,880
100-199	74	81	58	8,652	9,365	6,441	72	80	25,729	29,518	36,563	73	80	58	11,200	13,600	10,423	34	38	3,535	4,020
200 and over	14	14	6	3,220	4,575	1,450	14	14	18,163	38,705	9,120	13	14	5	4,275	7,127	2,165	10	3	2,070	500
Bladen																					
Total	2,936	2,713	2,351	75,307	84,789	55,492	2,751	2,497	376,024	207,088	309,132	2,720	2,462	2,280	142,008	129,663	109,093	1,055	1,391	41,689	45,342
None	———	———	———	———	———	———	11	2	1,061	202	577	13	3	9	461	712	328	4	8	61	113
Under 25	1,746	1,265	2,047	22,795	17,000	35,227	1,574	1,112	108,532	35,641	215,317	1,553	1,083	1,967	50,765	29,347	77,707	452	1,150	10,276	28,342
25-49	841	924		26,189	29,252		824	870	128,823	65,146		816	887		46,848	42,706		379		11,957	
50-99	288	429	266	17,079	28,032	15,127	283	420	86,063	68,917	63,869	278	418	266	25,179	35,544	22,681	175	202	8,616	10,340
100-199	47	86	33	5,278	10,045	3,688	46	84	27,068	29,767	19,089	46	83	33	11,535	18,501	4,277	34	27	7,229	4,247
200 and over	14	9	5	3,966	2,460	1,450	13	9	24,377	9,415	10,300	14	8	5	7,220	2,853	4,100	11	4	3,550	2,300
Brunswick																					
Total	1,479	1,826	1,381	42,079	47,820	36,011	1,398	1,697	199,445	165,714	235,403	1,353	1,574	1,361	75,486	62,996	65,719	780	871	38,012	31,123
None	———	———	———	———	———	———	11	———	1,101	———	982	8	1	11	266	150	368	8	10	249	256
Under 25	774	1,029	1,231	11,281	14,563	24,397	697	930	53,457	40,576	160,051	664	815	1,201	23,847	18,950	46,906	324	737	10,544	20,973
25-49	509	585		15,977	18,464		499	559	77,422	67,455		489	551		27,036	21,898		302		11,955	
50-99	156	178	115	9,151	10,373	6,725	151	174	43,584	41,441	43,573	153	173	114	15,034	13,328	10,841	123	91	9,225	5,173
100-199	33	29	30	3,870	3,235	3,689	33	29	18,191	11,787	22,341	32	29	30	8,303	4,320	5,044	27	28	3,649	2,851
200 and over	7	5	5	1,800	1,185	1,200	7	5	5,690	4,455	8,456	7	5	5	3,000	4,350	2,560	6	5	2,390	1,870
Buncombe																					
Total	4,565	4,673	3,451	121,830	122,497	103,458	4,358	4,339	663,930	583,116	716,705	4,113	3,960	3,434	217,413	203,800	222,548	1,671	2,075	65,995	105,594
None	———	———	———	———	———	———	28	23	1,854	1,659	6,975	46	26	28	2,311	1,322	1,624	25	25	1,444	1,415
Under 25	2,765	2,736	3,015	38,528	38,295	61,294	2,575	2,417	200,165	166,649	413,574	2,358	2,188	2,975	85,075	79,238	152,685	792	1,713	22,755	71,268
25-49	1,345	1,461		41,968	45,769		1,311	1,431	207,297	201,731		1,274	1,319		68,697	74,204		592		16,869	
50-99	353	404	321	20,629	23,755	19,423	343	399	93,508	99,001	121,191	336	364	318	27,960	30,727	33,219	188	243	7,800	15,533
100-199	70	51	84	8,157	5,975	9,961	69	48	45,416	22,925	71,680	68	47	82	12,650	6,490	14,813	46	69	5,702	6,938
200-399	24	15	19	6,050	3,553	4,745	24	15	41,639	28,930	35,107	23	11	19	7,320	3,119	6,625	20	14	3,665	3,230
400-799	3	2	(1)	1,400	950	(1)	3	2	9,831	10,926	(1)	3	2	(1)	2,200	3,400	(1)	3	(1)	1,660	(1)
800 and over	5	4	(1)	5,100	4,200	(1)	5	4	64,220	51,295	(1)	5	3	(1)	11,200	5,300	(1)	5	(1)	6,100	(1)
400-699	3	2	7	1,400	950	3,225	3	2	9,831	10,926	25,848	3	2	7	2,200	3,400	3,960	3	7	1,660	2,760
700-999	2	2	2	1,600	1,700	1,550	2	2	20,920	16,950	13,366	2	2	2	2,000	2,300	2,000	2	2	1,800	850
1000 and over	3	2	3	3,500	2,500	3,260	3	2	43,300	34,345	28,964	3	1	3	9,200	3,000	7,522	3	2	4,300	3,600
Burke																					
Total	2,036	2,380	1,881	66,252	74,791	61,984	1,987	2,247	430,681	434,686	496,345	1,925	1,991	1,828	132,225	120,757	121,320	763	967	48,421	40,292
None	———	———	———	———	———	———	15	6	3,839	190	50	16	8	2	11,885	189	64	10	1	11,313	14
Under 25	951	1,074	1,550	13,654	15,910	36,531	898	985	98,823	86,171	309,188	850	838	1,503	30,647	29,490	80,344	240	749	4,928	24,797
25-49	768	920		24,496	29,096		762	879	157,116	152,945		750	783		41,982	44,292		328		9,054	
50-99	239	309	269	14,279	18,132	16,037	236	301	84,748	103,037	114,683	233	288	265	22,925	27,185	27,855	138	167	8,317	9,104
100-199	54	67	53	6,303	7,975	6,056	53	67	46,942	54,612	41,971	53	64	50	8,966	10,319	9,142	31	42	3,182	4,127
200-399	17	6	6	4,250	1,378	1,500	18	6	17,835	10,321	10,440	18	6	5	7,630	2,882	2,015	11	6	4,215	1,750
400 and over	7	4	3	3,270	2,300	1,860	7	3	21,378	27,410	20,013	7	4	3	8,190	6,400	1,900	7	2	7,432	500

[1] Comparison with later censuses may be found in groups below beginning with 400-699.

COUNTY TABLE 1.—CHICKENS ON FARMS 1940, 1935, AND 1930; CHICKEN EGGS PRODUCED AND CHICKENS RAISED 1939, 1934, AND 1929; AND CHICKENS SOLD, 1939 AND 1929; CLASSIFIED BY NUMBER ON HAND—Continued

(Chickens on hand over 4 months old Apr. 1, 1940 and over 3 months old Jan. 1, 1935 and Apr. 1, 1930)

STATE OR COUNTY AND NUMBER OF CHICKENS ON HAND	CHICKENS ON HAND						CHICKEN EGGS PRODUCED					CHICKENS RAISED						CHICKENS SOLD			
	Farms reporting			Number			Farms reporting		Dozens			Farms reporting			Number			Farms reporting		Number	
	1940 (Apr.1)	1935 (Jan.1)	1930 (Apr.1)	1940 (Apr. 1)	1935 (Jan. 1)	1930 (Apr. 1)	1939	1934	1939	1934	1929	1939	1934	1929	1939	1934	1929	1939	1929	1939	1929
NORTH CAROLINA—Continued																					
Cabarrus																					
Total	1,659	2,193	2,059	68,975	85,238	67,292	1,610	2,139	493,346	390,897	402,284	1,582	2,093	2,054	136,684	131,141	117,134	693	952	52,563	39,945
None	—	—	—	—	—	—	13	2	1,607	232	490	17	3	3	580	49	95	5	2	208	45
Under 25	537	685	1,666	8,101	10,432	37,251	496	643	59,985	47,506	209,924	481	615	1,658	18,305	19,643	70,401	122	691	3,445	20,255
25-49	694	898		22,232	29,214		675	887	149,008	128,973		666	875		41,825	49,045		291		10,365	
50-99	331	507	335	19,827	30,330	19,618	329	504	123,969	134,192	112,955	322	499	335	32,144	43,693	31,589	201	218	12,082	11,770
100-199	66	82	44	7,892	9,612	5,093	66	82	53,686	47,549	32,674	65	82	44	15,430	11,786	7,328	51	29	8,190	3,080
200-399	23	17	9	5,573	3,820	2,375	23	17	44,376	19,604	16,804	23	15	9	11,650	4,125	4,177	15	8	6,475	2,176
400-799	5	4	(1)	2,650	1,830	(1)	5	4	33,292	12,841	(1)	5	4	(1)	6,550	2,800	(1)	5	(1)	4,075	(1)
800 and over	3	—	(1)	2,700	—	(1)	3	—	27,423	—	(1)	3	—	(1)	10,200	—	(1)	3	(1)	7,723	(1)
400-699	4	4	3	1,950	1,830	1,525	4	4	22,375	12,841	16,555	4	4	3	4,550	2,800	1,900	4	2	3,075	1,000
700 and over	4	—	2	3,400	—	1,430	4	—	38,340	—	12,882	4	—	2	12,200	—	1,644	4	2	8,723	1,619
Caldwell																					
Total	2,325	2,327	1,901	67,547	70,489	55,380	2,206	2,138	468,250	285,042	428,065	2,126	2,113	1,870	126,034	114,488	121,272	899	1,235	43,879	52,556
None	—	—	—	—	—	—	20	3	2,013	570	1,486	30	5	13	1,791	520	710	20	9	1,281	411
Under 25	1,341	1,063	1,643	19,123	15,355	35,571	1,227	902	128,627	60,390	285,469	1,143	880	1,599	37,598	28,133	84,271	369	1,001	8,071	33,328
25-49	726	892		22,728	28,197		707	868	149,425	108,370		703	865		40,273	46,859		339		10,799	
50-99	191	319	214	11,252	18,985	12,504	186	314	73,837	70,012	87,384	184	312	214	18,422	27,163	22,391	117	186	6,055	10,934
100-199	49	44	36	5,890	5,137	4,255	48	42	45,936	23,583	31,161	48	43	36	10,160	8,063	7,135	37	32	5,518	4,143
200-399	8	5	4	1,985	1,165	850	8	5	18,022	11,305	6,290	8	4	4	3,885	1,800	1,465	7	3	1,555	790
400 and over	10	4	(1)	6,569	1,650	(1)	10	4	50,390	10,812	(1)	10	4	(1)	13,905	1,950	(1)	10	(1)	10,600	(1)
400-699	7	4	3	3,369	1,650	1,300	7	4	30,285	10,812	9,675	7	4	3	11,705	1,950	2,800	7	3	9,500	1,450
700 and over	3	—	1	3,200	—	900	3	—	20,105	—	6,600	3	—	1	2,200	—	2,500	3	1	1,100	1,500
Camden																					
Total	505	807	629	29,472	48,687	33,714	484	797	162,949	148,505	284,671	482	564	628	50,203	70,128	74,633	315	433	23,676	41,102
None	—	—	—	—	—	—	2	1	350	30	150	2	1	2	70	50	65	3	2	115	45
Under 25	115	180	347	1,757	2,700	8,879	98	176	8,446	7,302	75,184	99	97	344	4,161	4,749	24,710	46	207	1,337	12,209
25-49	142	239		4,673	7,612		140	237	23,850	21,581		139	149		9,335	10,978		87		3,752	
50-99	167	223	201	10,094	14,188	12,905	165	219	49,741	37,605	99,649	163	175	201	17,470	19,467	29,135	111	154	7,737	16,340
100-199	62	130	65	7,298	15,137	7,572	60	130	36,914	47,887	58,753	60	112	65	9,972	22,084	13,190	52	56	5,685	8,165
200-399	15	33	15	3,750	8,165	3,858	15	33	27,836	30,425	45,935	15	28	15	6,715	10,250	6,783	12	13	3,660	4,143
400 and over	4	2	1	1,900	885	500	4	1	15,812	3,675	5,000	4	2	1	2,480	2,550	750	4	1	1,390	200
Carteret																					
Total	584	730	707	18,443	27,537	23,876	553	687	103,551	99,967	114,570	488	648	695	31,605	33,017	39,151	217	471	12,220	19,490
None	—	—	—	—	—	—	3	—	155	—	565	4	1	4	100	100	569	2	5	30	435
Under 25	316	289	579	4,494	5,161	12,122	288	255	23,316	13,233	55,824	237	229	565	8,250	7,042	22,042	79	360	2,462	10,492
25-49	185	307		5,723	9,879		181	301	28,212	26,499		172	291		10,397	12,039		87		3,936	
50-99	58	98	92	3,430	5,945	5,565	57	95	17,229	19,436	25,938	52	93	90	5,215	6,937	7,646	32	73	2,147	3,906
100-199	17	26	30	1,860	2,907	3,811	16	26	7,276	10,032	18,015	15	25	30	2,522	3,430	5,715	11	27	1,105	3,082
200-399	4	7	3	1,140	1,905	628	4	7	13,083	14,825	3,215	4	7	3	2,200	2,519	604	3	3	1,350	300
400 and over	4	3	3	1,796	1,740	1,750	4	3	14,280	15,942	11,013	4	2	3	2,921	950	2,575	3	3	1,190	1,275

Caswell																				
Total	2,718	2,656	2,505	65,125	81,035	55,581	2,561	2,529	270,712	347,580	289,006	2,527	2,503	2,459	169,067	197,535	148,296	824	1,051	33,573	38,028
None	———	———	———	———	———	———	15	2	1,376	775	1,375	19	4	10	1,083	387	561	6	2	448	150
Under 25	1,667	1,231	2,322	22,766	18,397	41,813	1,541	1,134	88,624	65,265	206,329	1,497	1,110	2,270	68,440	51,334	121,174	401	922	11,510	29,095
25-49	835	1,049		26,089	33,696		795	1,018	108,073	127,620		804	1,013		64,967	83,031		317		10,555	
50-99	178	311	157	10,568	18,195	8,974	175	310	42,349	70,236	48,111	172	311	153	21,962	43,119	19,151	79	110	4,170	6,135
100-199	27	54	18	3,182	6,285	2,019	26	54	19,440	29,488	12,007	26	54	18	7,490	12,314	2,840	15	12	3,215	1,015
200 and over	9	11	8	2,520	4,462	2,775	9	11	12,850	54,196	21,184	9	11	8	5,125	7,350	4,570	6	5	3,675	1,633
Catawba																					
Total	2,874	3,242	2,846	101,025	109,657	86,169	2,772	3,125	688,356	558,865	647,506	2,761	3,068	2,806	201,427	175,137	160,090	1,546	1,793	70,814	54,178
None	———	———	———	———	———	———	7	———	619	———	300	12	1	5	327	40	271	5	3	62	118
Under 25	1,125	1,179	2,405	16,992	17,913	56,892	1,048	1,091	114,326	85,320	439,099	1,025	1,060	2,360	39,555	33,204	115,966	390	1,427	9,061	37,385
25-49	1,191	1,419		37,955	45,477		1,165	1,396	244,915	237,971		1,169	1,382		73,757	69,596		724		22,578	
50-99	437	548	393	25,788	32,809	23,094	433	543	179,059	163,600	159,652	435	532	393	46,672	51,477	35,257	326	322	18,019	13,082
100-199	96	84	43	11,305	9,738	4,923	94	83	77,210	54,018	38,465	95	82	43	20,851	16,215	7,346	78	37	9,636	3,197
200-399	16	9	5	3,875	1,995	1,260	16	9	32,862	11,946	9,990	16	8	5	8,615	2,855	1,250	14	4	4,358	396
400 and over	9	3	———	5,110	1,725	———	9	3	39,365	6,010	———	9	3	———	11,650	1,750	———	9	———	7,100	———
Chatham																					
Total	2,847	3,003	2,995	110,518	103,395	86,924	2,771	2,860	820,362	492,815	572,557	2,637	2,824	2,943	888,065	262,994	216,644	1,331	2,016	721,088	95,694
None	———	———	———	———	———	———	16	6	9,641	568	730	24	6	3	16,234	480	150	19	2	12,349	80
Under 25	1,288	1,266	2,636	18,720	19,247	56,866	1,220	1,170	127,907	83,367	359,712	1,148	1,145	2,582	281,814	59,356	159,528	440	1,709	235,393	66,040
25-49	1,022	1,185		32,477	38,571		1,004	1,147	206,411	176,852		951	1,135		225,694	107,158		468		173,159	
50-99	348	435	294	20,961	25,743	18,008	344	423	126,425	114,017	109,534	328	424	293	120,152	59,045	34,861	253	247	95,638	18,286
100-199	113	87	49	14,493	10,074	5,745	111	84	119,081	55,993	38,794	110	84	49	100,691	20,120	10,245	98	46	85,124	6,027
200-399	57	23	13	13,842	5,110	3,305	57	23	106,592	29,372	30,987	57	23	13	78,180	6,185	5,160	54	10	67,525	2,261
400-799	18	6	(1)	7,525	3,150	(1)	16	6	92,645	12,546	(1)	16	6	(1)	58,600	6,650	(1)	16	(1)	47,900	(1)
800 and over	3	1	(1)	2,500	1,500	(1)	3	1	31,660	20,000	(1)	3	1	(1)	6,700	4,000	(1)	3	(1)	4,000	(1)
400-699	16	5	1	7,525	2,450	400	16	5	92,645	6,441	2,800	16	5	1	58,600	5,750	200	16	———	47,900	———
700 and over	3	2	2	2,500	2,200	2,600	3	2	31,660	26,205	30,000	3	2	2	6,700	4,900	6,500	3	2	4,000	3,000
Cherokee																					
Total	1,932	2,240	1,734	61,139	62,820	51,051	1,826	2,070	278,937	276,223	390,671	1,688	2,058	1,689	84,924	95,050	87,428	644	841	24,862	28,087
None	———	———	———	———	———	———	16	8	871	512	760	26	8	8	944	274	238	11	6	282	208
Under 25	1,014	1,127	1,464	14,723	16,497	32,338	917	970	56,522	77,313	252,066	821	977	1,411	25,528	31,369	61,914	273	657	5,778	19,720
25-49	625	834		19,921	26,490		607	815	76,344	115,770		565	800		25,161	40,588		224		5,470	
50-99	219	236	239	12,902	14,035	14,416	214	234	43,309	57,428	109,936	203	233	239	15,059	17,155	20,230	92	156	3,745	6,776
100-199	51	36	26	5,800	4,028	3,118	49	36	24,997	15,993	19,370	50	34	26	7,317	4,089	4,039	27	19	2,306	987
200-399	18	6	5	4,178	1,350	1,179	18	6	38,766	5,207	8,539	18	5	5	5,215	1,275	1,007	13	3	3,481	396
400 and over	5	1	———	3,615	420	———	5	1	38,128	4,000	———	5	1	———	5,700	300	———	4	———	3,800	———
Chowan																					
Total	918	877	919	36,478	38,084	32,168	877	862	213,461	102,671	204,328	883	847	881	66,879	48,870	59,353	586	581	31,905	29,556
None	———	———	———	———	———	———	2	———	135	———	376	3	———	4	600	———	280	3	2	575	110
Under 25	366	228	711	4,625	3,281	15,753	327	223	26,542	5,619	91,885	333	211	672	10,400	4,825	32,402	140	412	3,062	15,276
25-49	290	349		9,285	10,836		288	344	49,297	23,364		286	344		17,091	13,629		213		7,348	
50-99	196	237	185	11,813	14,275	9,841	194	233	68,231	39,498	67,710	195	232	163	23,229	18,876	18,281	168	129	12,240	9,188
100-199	56	49	33	6,530	5,842	3,862	56	48	33,856	16,263	25,681	56	49	32	9,905	7,890	6,015	53	29	5,335	3,837
200 and over	10	14	10	4,225	3,750	2,712	10	14	37,400	17,927	18,676	10	11	10	5,654	3,650	2,375	9	9	3,345	1,145
Clay																					
Total	1,013	954	835	30,523	31,332	24,605	983	934	214,837	151,937	170,987	938	872	807	52,686	52,022	60,437	570	693	18,580	37,391
None	———	———	———	———	———	———	4	———	500	———	2,382	4	———	15	113	———	685	7	14	178	540
Under 25	510	384	712	7,849	5,810	16,138	484	349	45,502	25,555	115,564	457	309	671	16,115	12,388	44,318	244	563	4,964	28,230
25-49	359	424		11,218	13,967		352	420	71,019	61,543		341	406		18,396	24,881		221		6,026	
50-99	114	142	108	7,007	8,528	6,679	113	141	58,640	49,564	40,466	108	134	106	12,872	11,190	12,399	77	101	5,485	7,174
100-199	26	22	14	3,199	2,448	1,588	26	22	29,115	14,440	9,575	25	21	14	4,210	2,938	2,835	17	14	1,337	1,372
200 and over	4	2	1	1,250	579	200	4	2	12,061	835	3,000	3	2	1	980	625	200	4	1	590	75

[1] Comparison with later censuses may be found in groups below beginning with 400-699.

COUNTY TABLE 1.—CHICKENS ON FARMS 1940, 1935, AND 1930; CHICKEN EGGS PRODUCED AND CHICKENS RAISED 1939, 1934, AND 1929; AND CHICKENS SOLD, 1939 AND 1929; CLASSIFIED BY NUMBER ON HAND—Continued

(Chickens on hand over 4 months old Apr. 1, 1940 and over 3 months old Jan. 1, 1935 and Apr. 1, 1930)

STATE OR COUNTY AND NUMBER OF CHICKENS ON HAND	CHICKENS ON HAND						CHICKEN EGGS PRODUCED					CHICKENS RAISED						CHICKENS SOLD			
	Farms reporting			Number			Farms reporting		Dozens			Farms reporting			Number			Farms reporting		Number	
	1940 (Apr.1)	1935 (Jan.1)	1930 (Apr1)	1940 (Apr. 1)	1935 (Jan. 1)	1930 (Apr. 1)	1939	1934	1939	1934	1929	1939	1934	1929	1939	1934	1929	1939	1929	1939	1929
NORTH CAROLINA—Continued																					
Cleveland																					
Total	4,333	4,700	4,202	145,138	149,373	114,834	4,048	4,542	852,604	521,721	822,229	4,088	4,469	4,112	314,827	276,968	227,237	1,885	1,586	99,576	70,315
None	—	—	—	—	—	—	18	12	3,202	730	276	22	12	6	2,374	395	440	13	4	1,418	205
Under 25	1,913	1,972	3,776	27,943	29,325	76,840	1,686	1,833	159,949	98,621	543,805	1,704	1,791	3,685	77,152	67,168	160,152	579	1,304	16,563	37,472
25-49	1,686	1,937		53,700	61,687		1,616	1,907	290,298	219,290		1,637	1,890		112,886	119,187		814		28,046	
50-99	594	675	337	35,737	39,613	19,806	588	675	183,139	133,280	139,284	587	665	333	62,552	60,578	31,120	368	209	19,345	12,121
100-199	114	92	62	13,462	10,406	7,377	114	91	78,397	39,726	53,718	112	88	61	25,450	14,435	12,890	86	45	11,445	6,132
200-399	14	19	13	3,626	4,217	3,161	14	19	40,924	17,883	21,295	14	18	13	8,924	6,080	4,560	13	10	5,532	3,080
400-799	6	2	(1)	2,870	1,025	(1)	6	2	20,995	2,725	(1)	6	2	(1)	7,775	625	(1)	6	(1)	4,427	(1)
800 and over	6	3	(1)	7,800	3,100	(1)	6	3	75,700	9,466	(1)	6	3	(1)	17,714	8,500	(1)	6	(1)	12,800	(1)
400-699	6	2	12	2,870	1,025	5,650	6	2	20,995	2,725	44,901	6	2	12	7,775	625	9,575	6	12	4,427	5,805
700-999	1	2	—	800	1,600	—	1	2	14,040	3,466	—	1	2	—	4,000	6,500	—	1	—	3,000	—
1000 and over	5	1	2	7,000	1,500	2,000	5	1	61,660	6,000	18,950	5	1	2	13,714	2,000	8,500	5	2	9,800	5,500
Columbus																					
Total	4,684	4,352	3,777	105,275	134,513	82,884	4,505	4,068	468,468	417,475	437,114	4,475	4,072	3,732	285,820	241,230	215,119	1,508	1,786	60,251	69,546
None	—	—	—	—	—	—	25	3	1,717	200	298	36	9	21	1,470	273	320	13	6	396	96
Under 25	3,035	2,014	3,524	39,532	29,173	63,884	2,867	1,777	187,922	80,286	330,208	2,824	1,778	3,459	121,982	58,649	177,334	753	1,604	23,614	53,614
25-49	1,281	1,547		39,328	49,118		1,248	1,507	166,124	147,303		1,250	1,502		91,668	89,648		520		19,327	
50-99	316	664	212	18,456	39,986	12,097	313	654	76,574	122,421	64,932	313	657	211	36,970	67,589	23,600	189	149	9,499	8,122
100-199	44	116	33	5,107	13,167	3,883	44	116	22,900	49,108	23,050	44	116	33	8,975	18,771	7,715	28	22	4,965	2,677
200-399	5	9	5	1,250	2,019	1,220	5	9	4,990	11,637	8,720	5	8	5	2,055	4,000	3,950	5	5	2,450	5,037
400 and over	3	2	3	1,602	1,050	1,800	3	2	8,241	6,520	9,906	3	2	3	2,700	2,300	2,200				
Craven																					
Total	1,848	2,044	1,645	54,608	76,760	44,809	1,750	1,954	257,822	185,361	243,987	1,677	1,935	1,628	105,340	117,230	94,020	513	743	25,408	30,656
None	—	—	—	—	—	—	11	—	942	—	121	16	2	5	603	55	316	4	6	170	170
Under 25	883	732	1,423	11,654	10,109	29,028	796	663	58,910	21,075	154,674	734	649	1,401	30,420	18,225	66,703	179	593	5,492	19,765
25-49	654	756		20,897	24,130		634	743	92,596	58,197		624	738		38,704	38,990		197		7,976	
50-99	258	424	191	15,217	25,982	11,316	256	418	68,830	63,501	59,707	251	416	189	24,293	38,280	18,291	105	125	6,300	6,697
100-199	44	119	27	4,790	12,929	2,950	44	118	24,312	29,928	17,645	43	118	27	9,140	18,480	4,860	22	16	4,850	1,554
200 and over	9	13	4	2,050	3,610	1,515	9	12	12,232	12,660	11,840	9	12	4	2,180	3,200	3,850	6	3	620	2,450
Cumberland																					
Total	2,482	2,760	2,358	76,158	91,945	68,492	2,367	2,431	330,878	314,158	393,795	2,344	2,379	2,317	129,168	121,819	118,656	682	1,147	29,082	39,832
None	—	—	—	—	—	—	26	—	4,053	—	33	34	1	5	1,913	9	120	14	3	536	87
Under 25	1,252	1,271	2,021	16,558	17,471	37,347	1,135	1,026	68,630	42,912	204,848	1,105	1,056	1,977	36,845	27,597	78,722	210	884	5,607	21,517
25-49	827	938		26,016	29,566		795	872	97,942	74,663		796	831		42,626	44,746		254		7,562	
50-99	335	470	263	20,086	28,611	15,527	325	454	86,562	78,501	78,526	325	417	262	29,101	37,033	24,927	157	200	7,047	11,348
100-199	69	60	56	8,403	6,877	6,242	67	58	43,401	26,339	36,203	65	53	55	13,508	7,233	8,690	37	46	6,530	3,992
200-399	16	17	11	3,795	4,120	2,951	16	17	23,180	22,637	21,965	16	17	11	4,025	3,375	3,072	10	14	1,800	2,888
400 and over	3	4	7	1,300	5,300	6,425	3	4	7,110	69,106	52,220	3	4	7	1,150	1,826	3,125				
Currituck																					
Total	690	775	728	47,653	40,976	39,443	677	750	326,429	143,929	279,442	648	745	714	101,613	78,041	96,339	349	472	44,663	51,369
None	—	—	—	—	—	—	3	—	355	—	90	6	3	2	2,285	4,175	55	3	—	2,140	—
Under 25	173	172	470	2,713	2,629	12,164	166	157	13,640	7,162	94,305	148	154	456	8,060	5,524	34,204	46	276	2,168	13,654
25-49	251	252		8,172	7,970		243	246	39,350	22,321		242	245		20,034	15,814		124		5,194	

50-99	181	241	175	10,971	14,850	10,707	180	238	65,624	51,331	74,464	172	235	175	21,780	26,789	27,625	109	129	6,988	15,182
100-199	51	97	65	5,997	11,302	7,903	51	96	33,545	42,224	56,819	49	95	64	13,214	16,291	17,655	38	51	6,263	12,074
200-399	21	11	12	5,150	2,525	2,860	21	11	33,915	9,391	19,664	19	11	12	8,940	3,448	4,150	17	11	5,180	2,559
400-799	5	1	(1)	2,450	700	(1)	5	1	22,760	2,500	(1)	4	1	(1)	2,270	2,000	(1)	4	(1)	1,230	(1)
800 and over	8	1	(1)	12,200	1,000	(1)	8	1	117,240	9,000	(1)	8	1	(1)	25,050	4,000	(1)	8	(1)	15,500	(1)
400-699	4	———	4	1,750	———	1,959	4	———	16,460	———	15,100	3	———	3	1,570	———	5,150	3	3	630	3,700
700-999	1	1	1	700	700	850	1	1	6,300	2,500	12,000	1	1	1	700	2,000	2,500	1	1	600	1,200
1000 and over	8	1	1	12,200	1,000	3,000	8	1	117,240	9,000	7,000	8	1	1	25,050	4,000	5,000	8	1	15,500	3,000
Dare																					
Total	44	106	49	1,973	3,146	1,899	45	106	12,122	22,007	12,274	45	97	48	6,071	6,012	3,599	28	18	2,315	1,043
None	———	———	———	———	———	———	1	———	365	———	———	2	———	———	215	———	———	1	———	50	———
Under 25	15	47	36	229	813	914	15	47	2,095	5,907	5,464	14	39	35	993	2,391	2,094	7	11	175	578
25-49	16	47		505	1,553		16	47	4,053	10,283		16	46		1,345	2,518		10		300	
50-99	9	11	10	606	630	610	9	11	2,307	4,717	4,560	9	11	10	2,205	978	1,025	6	5	1,335	315
100 and over	4	1	3	633	150	375	4	1	3,302	1,100	2,250	4	1	3	1,313	125	480	4	2	455	150
Davidson																					
Total	3,033	3,359	3,129	97,268	112,915	97,924	2,876	3,235	653,339	584,847	689,196	2,859	3,178	3,101	225,325	206,540	212,701	1,123	1,659	81,708	70,666
None	———	———	———	———	———	———	6	1	1,770	175	232	7	1	4	1,090	50	170	5	2	715	100
Under 25	1,314	1,321	2,635	20,112	20,777	62,017	1,218	1,230	137,603	94,233	442,345	1,186	1,189	2,604	52,940	44,707	146,857	309	1,301	13,163	42,401
25-49	1,262	1,418		39,476	45,085		1,212	1,387	252,228	224,112		1,218	1,375		83,697	84,022		547		24,376	
50-99	371	527	429	21,436	31,138	24,832	355	525	129,043	158,434	174,282	363	521	428	42,358	48,326	45,443	195	304	18,103	16,636
100-199	62	72	51	7,294	8,192	5,975	61	71	48,830	42,697	36,264	61	71	51	18,535	10,195	8,630	45	39	10,551	3,190
200-399	19	16	11	4,575	4,773	2,800	19	16	43,777	37,096	18,990	19	16	11	14,505	13,990	3,301	17	10	6,850	2,039
400 and over	5	5	(1)	4,375	2,950	(1)	5	5	40,088	28,100	(1)	5	5	(1)	12,200	5,250	(1)	5	(1)	7,950	(1)
400-699	2	3	2	875	1,450	1,100	2	3	4,660	11,100	7,975	2	3	2	2,000	1,250	6,500	2	2	750	5,300
700 and over	3	2	1	3,500	1,500	1,200	3	2	35,428	17,000	9,108	3	2	1	10,200	4,000	1,800	3	1	7,200	1,000
Davie																					
Total	1,427	1,668	1,599	55,487	61,414	51,647	1,376	1,645	327,287	276,435	325,015	1,386	1,581	1,598	117,720	107,285	102,712	731	874	43,200	35,018
None	———	———	———	———	———	———	3	2	380	103	40	6	3	2	430	295	82	3	1	78	17
Under 25	512	569	1,342	7,949	8,771	30,711	467	551	44,867	33,786	184,971	483	515	1,339	20,553	19,461	67,577	189	675	4,191	19,141
25-49	601	708		19,309	22,528		593	702	93,740	96,525		590	686		40,945	41,044		316		11,044	
50-99	240	316	211	14,141	18,624	12,610	239	315	67,220	75,434	78,915	234	305	211	25,024	30,355	20,468	166	156	8,548	7,463
100-199	57	61	33	6,633	7,211	4,001	57	61	42,001	39,292	27,752	56	59	33	11,768	9,780	6,585	42	30	5,919	3,222
200-399	10	11	10	2,455	2,780	2,525	10	11	17,665	15,695	19,137	10	10	10	5,800	3,650	4,800	8	9	3,874	3,425
400-799	4	3	(1)	1,850	1,500	(1)	4	3	22,414	15,600	(1)	4	3	(1)	8,000	2,700	(1)	4	(1)	6,546	(1)
800 and over	3	———	(1)	3,150	———	(1)	3	———	39,000	———	(1)	3	———	(1)	5,200	———	(1)	3	(1)	3,000	(1)
400-699	4	2	2	1,850	800	1,000	4	2	22,414	7,200	9,000	4	2	2	8,000	1,500	2,700	4	2	6,546	1,500
700 and over	3	1	1	3,150	700	800	3	1	39,000	8,400	5,200	3	1	1	5,200	1,200	500	3	1	3,000	250
Duplin																					
Total	4,561	4,769	4,272	105,787	157,138	92,989	4,251	4,535	536,509	412,939	551,330	4,341	4,398	4,253	303,707	296,412	239,629	2,047	2,190	94,386	79,513
None	———	———	———	———	———	———	54	———	4,874	———	2,571	74	3	14	6,695	3,548	1,038	33	9	4,819	412
Under 25	3,016	1,923	3,957	37,760	27,498	71,766	2,704	1,727	195,678	67,164	438,628	2,749	1,700	3,925	126,283	57,370	195,378	1,089	1,943	26,193	61,661
25-49	1,152	1,842		35,699	58,455		1,113	1,810	168,009	148,275		1,131	1,725		90,038	106,123		664		22,173	
50-99	322	863	278	18,752	52,648	16,452	311	858	84,934	139,266	83,699	318	835	277	38,483	91,305	31,624	204	207	11,915	10,328
100-199	56	126	33	6,821	13,848	3,696	55	125	26,161	44,944	20,422	54	120	33	12,678	21,484	6,539	42	27	5,971	3,362
200-399	11	11	4	2,555	2,544	1,075	10	11	23,353	7,060	6,010	11	11	4	22,730	7,927	5,050	11	4	18,940	3,750
400-799	1	4	(1)	400	2,145	(1)	1	4	2,000	6,230	(1)	1	4	(1)	400	8,655	(1)	1	(1)	100	(1)
800 and over	3	———	(1)	3,800	———	(1)	3	———	31,500	———	(1)	3	———	(1)	6,400	———	(1)	3	(1)	4,275	(1)
400-699	1	4	———	400	2,145	———	1	4	2,000	6,230	———	1	4	———	400	8,655	———	1	———	100	———
700 and over	3	———	———	3,800	———	———	3	———	31,500	———	———	3	———	———	6,400	———	———	3	———	4,275	———
Durham																					
Total	1,329	1,775	1,487	44,012	63,807	37,422	1,207	1,723	266,750	335,816	198,202	1,186	1,717	1,484	113,065	155,172	97,656	353	702	45,330	28,434
None	———	———	———	———	———	———	3	8	840	640	190	4	9	4	5,670	460	170	3	2	5,130	60
Under 25	658	760	1,361	9,432	11,249	25,696	574	715	49,597	58,736	122,050	558	705	1,354	27,259	35,350	71,629	108	612	5,998	18,205
25-49	491	675		15,863	21,250		459	665	77,342	110,228		455	685		35,180	54,325		142		8,077	

[1] Comparison with later censuses may be found in groups below beginning with 400-699.

COUNTY TABLE 1.—CHICKENS ON FARMS 1940, 1935, AND 1930; CHICKEN EGGS PRODUCED AND CHICKENS RAISED 1939, 1934, AND 1929; AND CHICKENS SOLD, 1939 AND 1929; CLASSIFIED BY NUMBER ON HAND—Continued

(Chickens on hand over 4 months old Apr. 1, 1940 and over 3 months old Jan. 1, 1935 and Apr. 1, 1930)

STATE OR COUNTY AND NUMBER OF CHICKENS ON HAND	CHICKENS ON HAND						CHICKEN EGGS PRODUCED					CHICKENS RAISED						CHICKENS SOLD			
	Farms reporting			Number			Farms reporting		Dozens			Farms reporting			Number			Farms reporting		Number	
	1940 (Apr.1)	1935 (Jan.1)	1930 (Apr1)	1940 (Apr. 1)	1935 (Jan. 1)	1930 (Apr. 1)	1939	1934	1939	1934	1929	1939	1934	1929	1939	1934	1929	1939	1929	1939	1929
NORTH CAROLINA—Continued																					
Durham—Contd.																					
50-99	129	269	96	7,463	16,073	5,692	122	266	39,245	74,364	31,395	120	267	96	19,130	32,955	10,214	62	64	8,060	3,078
100-199	33	49	21	3,920	5,685	2,684	31	47	16,690	26,795	18,829	31	49	21	15,920	8,655	4,518	21	16	12,515	2,061
200-399	14	15	6	3,805	3,580	1,250	14	15	34,921	22,675	7,288	14	15	6	6,006	10,777	6,425	13	5	3,550	1,850
400-799	1	4	(1)	400	1,770	(1)	1	4	2,600	6,130	(1)	1	4	(1)	400	4,650	(1)	1	(1)	200	(1)
800 and over	3	3	(1)	3,129	4,200	(1)	3	3	45,515	38,248	(1)	3	3	(1)	3,500	8,000	(1)	3	(1)	1,800	(1)
400-699	1	4	2	400	1,770	1,100	1	4	2,600	6,130	6,450	1	4	2	400	4,650	700	1	2	200	180
700 and over	3	3	1	3,129	4,200	1,000	3	3	45,515	38,248	12,000	3	3	1	3,500	8,000	4,000	3	1	1,800	3,000
Edgecombe																					
Total	2,707	2,956	3,227	78,964	100,503	77,612	2,551	2,879	360,204	246,700	394,126	2,587	2,848	3,123	198,908	201,830	185,112	435	704	34,989	24,317
None	—	—	—	—	—	—	29	—	2,103	—	750	31	—	16	1,135	—	682	2	5	93	260
Under 25	1,474	1,235	2,849	19,017	18,093	50,321	1,338	1,178	92,349	36,688	262,884	1,354	1,153	2,733	63,788	42,691	132,587	119	535	9,382	13,983
25-49	798	1,091		25,033	34,011		759	1,077	107,809	74,035		776	1,074		63,559	70,731		175		6,201	
50-99	342	493	313	20,540	29,350	18,401	334	488	82,836	73,105	90,074	334	484	309	42,731	53,006	37,490	100	129	7,151	6,066
100-199	79	114	56	8,976	13,174	6,190	77	113	35,337	33,908	31,267	78	114	56	15,375	25,017	10,828	29	28	2,487	2,033
200-399	9	21	6	2,050	4,800	1,400	9	21	9,280	15,964	7,031	9	21	6	3,850	7,685	1,950	6	5	5,750	1,125
400 and over	5	2	3	3,348	1,075	1,300	5	2	30,490	13,000	2,120	5	2	3	8,470	2,700	1,575	4	2	3,925	850
Forsyth																					
Total	3,013	3,020	2,970	101,637	116,717	97,648	2,869	2,879	652,229	468,053	714,929	2,853	2,807	2,926	272,091	238,702	251,748	1,045	1,514	113,557	81,202
None	—	—	—	—	—	—	22	10	8,440	1,061	1,359	27	12	12	5,209	572	465	14	7	4,492	177
Under 25	1,481	1,044	2,509	21,910	15,961	56,880	1,383	937	125,466	59,024	421,401	1,337	888	2,456	66,102	39,848	168,962	318	1,194	13,761	45,562
25-49	1,053	1,227		32,901	39,279		1,009	1,193	175,697	141,398		1,017	1,173		79,876	89,684		430		22,494	
50-99	338	605	362	20,285	36,612	21,980	319	596	113,166	138,310	151,221	335	593	361	47,077	66,883	48,658	177	242	17,939	17,289
100-199	99	113	76	11,929	13,340	8,779	96	112	88,956	56,033	60,547	97	110	74	28,240	20,615	15,848	68	51	15,787	5,792
200-399	32	21	15	9,297	5,325	3,883	31	21	83,384	27,264	28,626	31	21	15	27,887	7,400	6,015	29	12	23,484	4,468
400 and over	10	10	8	5,315	6,200	6,126	9	10	57,120	44,963	51,775	9	10	8	17,700	13,700	11,800	9	8	15,600	7,914
Franklin																					
Total	3,317	3,584	3,141	85,222	98,752	67,631	3,125	3,177	455,857	326,354	326,690	3,110	3,124	2,991	192,889	204,055	165,395	598	776	28,653	28,365
None	—	—	—	—	—	—	28	11	2,466	725	1,096	27	14	13	941	363	585	11	10	408	276
Under 25	1,924	1,883	2,966	26,254	26,146	52,514	1,758	1,569	128,851	73,782	228,730	1,723	1,518	2,804	74,535	62,605	137,032	241	680	6,474	18,174
25-49	1,103	1,268		34,402	39,806		1,054	1,182	161,080	125,412		1,080	1,173		75,582	84,416		256		7,251	
50-99	245	376	148	14,484	22,210	8,677	240	358	66,734	74,156	52,593	238	362	147	26,071	42,363	16,768	63	66	3,225	4,307
100-199	34	45	16	4,007	5,095	1,855	34	45	20,129	16,174	10,058	31	45	16	5,735	7,350	3,380	17	10	2,765	1,595
200-399	6	6	7	1,400	1,635	1,635	6	6	14,687	4,040	11,195	6	6	7	4,150	2,008	2,730	5	6	3,330	1,161
400-799	2	5	(1)	1,000	2,660	(1)	2	5	14,125	16,855	(1)	2	5	(1)	1,000	2,650	(1)	2	(1)	2,350	(1)
800 and over	3	1	(1)	3,675	1,200	(1)	3	1	47,785	15,210	(1)	3	1	(1)	4,875	2,300	(1)	3	(1)	2,850	(1)
400-699	2	4	1	1,000	1,910	500	2	4	14,125	7,730	1,200	2	4	1	1,000	1,650	1,500	2	1	2,350	800
700 and over	3	2	3	3,675	1,950	2,450	3	2	47,785	24,335	21,818	3	2	3	4,875	3,300	3,400	3	3	2,850	2,050
Gaston																					
Total	2,026	2,549	2,213	79,434	86,423	76,770	1,906	2,425	508,805	372,000	463,060	1,885	2,360	2,043	136,676	144,852	136,571	827	983	46,271	42,520
None	—	—	—	—	—	—	8	9	670	620	325	9	8	7	208	208	242	4	2	110	40
Under 25	677	1,069	1,734	9,995	15,262	38,446	597	964	60,885	62,449	215,776	577	902	1,565	20,849	33,588	77,039	144	642	3,859	17,970
25-49	813	939		26,165	30,191		779	924	158,476	130,462		774	916		44,934	52,097		330		11,954	

50-99	411	453	398	24,595	26,720	24,133	399	441	147,091	115,143	145,019	401	446	392	39,083	39,255	40,578	249	276	11,972	14,833
100-199	106	75	61	12,416	8,525	7,223	105	74	84,604	58,810	46,881	105	75	59	20,247	10,638	8,380	83	46	9,149	4,055
200-399	15	10	15	3,365	2,325	3,563	14	10	19,266	11,317	29,058	15	10	15	4,955	3,450	5,425	13	12	3,525	3,450
400 and over	4	3	(1)	2,900	3,400	(1)	4	3	37,813	13,199	(1)	4	3	(1)	6,400	5,638	(1)	4	(1)	5,702	(1)
400-699	1	1	3	400	400	1,250	1	1	2,900	200	7,802	1	1	3	900	50	740	1	3	500	405
700 and over	3	2	2	2,500	3,000	2,155	3	2	34,913	12,999	18,199	3	2	2	5,500	5,586	4,167	3	2	5,202	1,767
Gates																					
Total	1,161	1,265	1,292	47,791	52,194	38,598	1,145	1,245	277,698	127,341	184,253	1,115	1,226	1,252	111,715	78,951	80,760	608	958	56,500	36,497
None	----	----	----	----	----	----	9	----	543	----	134	8	1	3	310	200	60	6	3	1,058	32
Under 25	487	364	1,053	6,443	5,263	22,878	467	351	33,067	10,751	107,941	445	342	1,011	24,260	9,212	52,684	170	722	11,936	23,215
25-49	391	501		12,615	16,272		386	497	60,426	36,712		384	486		25,438	26,571		216		6,982	
50-99	216	311	215	13,164	18,143	12,824	216	308	68,281	47,229	61,511	212	308	214	26,396	27,265	23,096	161	191	11,249	10,771
100-199	52	82	21	6,144	9,786	2,201	52	82	47,970	24,575	11,077	52	82	21	12,971	12,603	4,045	43	19	7,230	1,854
200-399	12	7	3	2,525	1,730	695	12	7	18,718	8,074	3,590	11	7	3	5,590	3,100	875	12	3	18,045	625
400 and over	3	----	----	6,900	----	----	3	----	48,693	----	----	3	----	----	16,750	----	----				
Graham																					
Total	732	797	637	15,455	18,194	12,141	694	712	80,174	75,857	81,588	668	717	626	28,591	33,160	28,738	334	321	7,849	8,084
None	----	----	----	----	----	----	10	3	352	46	565	9	4	4	234	115	108	8	3	202	60
Under 25	493	490	610	7,067	6,624	10,541	451	409	36,441	27,842	71,150	430	411	595	15,126	13,931	26,325	194	298	3,810	7,406
25-49	204	254		6,240	8,250		198	247	31,714	34,521		195	249		10,698	14,989		110		2,941	
50 and over	35	53	27	2,148	3,320	1,600	35	53	11,667	13,448	9,873	34	53	27	2,533	4,125	2,305	22	20	896	618
Granville																					
Total	3,135	2,917	3,166	80,298	90,147	69,730	3,048	2,840	433,548	321,232	444,267	2,980	2,802	3,137	229,322	231,797	215,541	718	1,188	45,399	43,246
None	----	----	----	----	----	----	4	3	267	75	1,145	7	2	6	194	75	311	----	1	----	2
Under 25	1,814	1,299	2,971	25,041	19,039	55,477	1,740	1,232	136,287	59,607	351,688	1,689	1,196	2,936	81,161	57,596	183,157	273	1,075	10,270	33,232
25-49	1,015	1,128		31,906	36,086		1,002	1,121	174,155	127,468		987	1,119		92,078	96,293		302		15,662	
50-99	249	428	172	14,358	25,618	10,128	246	423	69,096	93,742	60,558	240	423	172	33,864	62,488	24,163	103	91	7,955	5,366
100-199	46	50	16	5,368	5,615	1,875	46	50	25,473	17,750	11,246	46	50	16	12,125	10,870	4,335	31	15	5,947	2,371
200 and over	11	12	7	3,625	3,789	2,250	10	11	28,270	22,590	19,630	11	12	7	9,900	4,475	3,575	9	6	5,565	2,275
Greene																					
Total	2,054	2,403	2,694	56,353	85,541	60,098	1,956	2,313	241,780	193,013	258,756	1,959	2,155	2,664	146,726	174,094	171,808	318	493	16,214	18,937
None	----	----	----	----	----	----	7	----	635	----	40	7	----	2	704	----	60	3	----	115	----
Under 25	1,116	824	2,455	15,036	12,022	43,078	1,032	759	74,352	25,537	197,059	1,030	700	2,425	50,813	26,236	133,917	110	382	3,382	11,658
25-49	659	995		20,591	31,222		644	980	96,181	70,732		646	914		53,045	67,798		117		4,690	
50-99	224	475	201	13,116	28,482	11,783	219	468	46,395	63,559	44,407	222	439	201	29,509	53,105	28,511	65	95	4,457	4,769
100-199	48	97	33	5,735	10,815	3,687	47	94	18,042	26,454	13,050	47	90	33	9,075	21,670	7,195	17	14	1,770	1,575
200 and over	7	12	5	1,875	3,000	1,550	7	12	6,175	6,731	4,200	7	12	5	3,780	5,285	2,125	6	2	1,800	1,140
Guilford																					
Total	4,271	4,475	3,493	126,613	162,630	118,452	4,092	4,310	842,201	764,250	808,583	3,943	4,178	3,401	324,283	327,014	257,221	1,077	1,863	121,241	97,548
None	----	----	----	----	----	----	22	1	5,162	40	1,154	31	2	11	5,714	420	418	7	7	4,040	150
Under 25	2,289	1,763	2,859	33,239	26,015	64,180	2,143	1,663	204,003	116,222	451,304	2,012	1,558	2,766	86,299	64,705	162,144	324	1,390	14,103	53,732
25-49	1,440	1,819		44,922	57,367		1,399	1,772	273,836	260,883		1,379	1,755		101,043	118,491		431		25,504	
50-99	404	690	493	23,826	41,136	29,800	395	678	149,321	188,039	185,310	387	667	484	51,059	74,118	53,151	219	357	22,447	21,714
100-199	95	146	103	11,289	17,282	12,337	91	141	86,262	90,787	82,417	93	143	103	37,841	31,705	21,814	62	77	26,326	10,917
200-399	35	46	32	8,635	11,070	8,325	34	44	74,720	62,666	61,728	33	42	31	22,960	19,035	13,994	26	26	14,721	7,040
400 and over	8	11	6	4,702	9,762	3,810	8	11	48,897	45,633	26,670	8	11	6	19,367	18,540	5,700	8	6	14,100	3,995
Halifax																					
Total	3,081	3,613	3,970	71,409	97,392	73,315	2,912	3,432	289,702	277,843	405,330	2,796	3,277	3,941	188,365	202,400	197,549	625	1,206	47,518	39,268
None	----	----	----	----	----	----	16	7	490	372	732	33	9	18	17,055	251	675	9	7	16,337	190
Under 25	1,965	2,089	3,752	25,087	27,773	57,183	1,809	1,931	106,708	75,291	313,041	1,711	1,830	3,707	69,945	68,803	166,556	293	1,084	8,723	31,113
25-49	836	1,065		25,862	33,232		813	1,041	105,860	95,078		787	997		60,784	71,086		217		11,216	
50-99	231	352	187	13,905	21,318	11,130	226	349	53,544	68,187	62,797	217	341	187	27,966	39,211	23,293	86	99	6,475	5,590
100-199	42	89	24	4,815	10,101	2,977	41	87	15,454	26,407	16,978	41	83	23	8,640	16,282	4,175	17	10	2,167	1,060
200 and over	7	18	7	1,740	4,968	2,025	7	17	7,666	14,508	11,782	7	17	6	3,975	6,967	2,850	3	6	2,600	1,315

[1] Comparison with later censuses may be found in groups below beginning with 400-699.

COUNTY TABLE 1.—CHICKENS ON FARMS 1940, 1935, AND 1930; CHICKEN EGGS PRODUCED AND CHICKENS RAISED 1939, 1934, AND 1929; AND CHICKENS SOLD, 1939 AND 1929; CLASSIFIED BY NUMBER ON HAND—Continued

(Chickens on hand over 4 months old Apr. 1, 1940 and over 3 months old Jan. 1, 1935 and Apr. 1, 1930)

STATE OR COUNTY AND NUMBER OF CHICKENS ON HAND	CHICKENS ON HAND						CHICKEN EGGS PRODUCED					CHICKENS RAISED						CHICKENS SOLD			
	Farms reporting			Number			Farms reporting		Dozens			Farms reporting			Number			Farms reporting		Number	
	1940 (Apr. 1)	1935 (Jan. 1)	1930 (Apr. 1)	1940 (Apr. 1)	1935 (Jan. 1)	1930 (Apr. 1)	1939	1934	1939	1934	1929	1939	1934	1929	1939	1934	1929	1939	1929	1939	1929
NORTH CAROLINA—Continued																					
Harnett																					
Total	5,915	5,726	5,597	100,688	115,377	79,401	3,778	3,554	488,600	330,598	397,680	3,631	2,984	3,584	268,445	203,032	195,467	1,319	1,298	92,608	41,320
None	-----	-----	----	-------	-------	-------	16	1	786	25	1,435	18	3	21	955	96	1,486	10	8	523	770
Under 25	2,275	1,542	5,359	31,395	22,305	62,471	2,146	1,261	162,805	57,899	303,936	2,032	1,166	3,325	85,484	47,064	160,009	585	1,159	14,980	28,292
25-49	1,225	1,557		38,091	48,949		1,207	1,457	171,401	140,245		1,175	1,268		88,633	81,134		488		23,528	
50-99	341	564	209	19,913	32,791	12,370	333	553	98,416	95,782	62,304	333	474	209	73,388	58,374	23,630	183	107	44,334	5,315
100-199	56	72	21	6,471	8,135	2,345	56	71	29,627	22,752	12,925	55	63	21	10,920	11,575	3,787	34	16	3,818	1,818
200 and over	20	11	8	4,820	5,197	2,215	20	11	25,565	15,895	17,080	20	10	8	9,065	4,789	6,555	19	8	5,425	5,125
Haywood																					
Total	2,706	2,786	1,808	72,465	77,718	59,483	2,478	2,583	447,467	381,027	390,958	2,512	2,524	1,706	150,717	122,453	108,734	1,410	955	68,824	41,155
None	-----	-----	----	-------	-------	-------	22	7	1,407	539	1,287	39	9	7	9,499	280	497	20	8	8,712	352
Under 25	1,505	1,405	1,506	21,155	19,997	34,597	1,299	1,239	128,174	88,686	215,362	1,320	1,179	1,402	64,409	39,638	68,430	634	751	31,722	24,034
25-49	886	991		28,365	31,068		851	952	168,388	160,192		850	955		45,475	48,344		545		14,756	
50-99	269	345	251	15,914	20,148	15,029	262	340	95,884	101,911	92,999	258	337	247	20,426	23,886	21,678	180	160	8,430	8,858
100-199	36	38	36	4,103	4,555	4,342	34	38	28,013	23,779	32,068	35	37	35	5,810	7,705	9,154	24	24	2,779	3,736
200 and over	10	7	15	2,930	1,950	5,515	10	7	25,601	5,920	49,264	10	7	15	5,100	2,600	8,975	7	12	2,425	4,195
Henderson																					
Total	2,030	2,319	1,754	67,855	70,490	53,751	1,828	2,182	384,282	401,320	391,973	1,810	2,135	1,731	124,679	123,038	109,387	732	935	49,291	43,750
None	-----	-----	----	-------	-------	-------	4	2	985	412	2,378	14	7	12	1,069	4,630	661	7	9	478	485
Under 25	995	1,106	1,503	14,282	16,124	33,250	862	991	70,037	96,622	245,807	828	958	1,470	30,210	33,729	76,780	234	761	6,938	28,863
25-49	679	864		21,228	27,522		625	844	103,515	153,291		626	831		37,734	47,373		279		11,313	
50-99	278	294	203	16,417	16,984	12,257	263	290	77,099	94,773	75,609	271	286	202	31,491	23,836	19,585	158	127	11,409	7,611
100-199	53	44	37	6,420	5,050	4,628	52	44	47,041	32,254	30,559	49	43	37	10,425	6,545	7,114	35	28	4,335	3,492
200-399	18	7	8	4,453	1,575	1,981	17	7	19,922	7,584	15,785	15	6	7	7,150	1,860	2,597	13	7	5,500	1,679
400 and over	7	4	(1)	5,075	3,235	(1)	7	4	65,683	16,384	(1)	7	4	(1)	6,600	5,065	(1)	6	(1)	9,320	(1)
400-699	4	1	2	1,925	550	920	4	1	20,682	4,000	7,015	4	1	2	3,350	300	450	3	2	2,203	220
700 and over	3	3	1	3,150	2,685	715	3	3	45,001	12,384	14,820	3	3	1	3,250	4,765	2,200	3	1	7,117	1,400
Hertford																					
Total	1,776	1,800	1,762	40,559	57,687	35,733	1,607	1,714	165,055	132,133	160,506	1,661	1,719	1,721	101,750	106,099	142,101	864	943	31,915	27,835
None	-----	-----	----	-------	-------	-------	17	2	248	50	335	23	3	6	517	83	213	12	2	217	18
Under 25	1,133	747	1,667	13,859	10,717	29,431	978	688	52,859	21,877	124,803	1,012	692	1,621	40,949	24,598	130,188	444	876	9,935	24,423
25-49	492	708		15,579	22,641		467	686	55,011	48,929		478	688		33,987	40,949		304		9,000	
50-99	124	291	83	7,036	17,180	4,875	120	285	27,634	40,580	25,397	121	283	82	14,822	28,471	9,815	79	56	5,174	2,793
100-199	20	47	12	2,440	5,434	1,427	20	47	11,555	14,143	9,971	20	47	12	6,675	9,848	1,885	18	9	4,709	601
200 and over	7	7	-----	1,645	1,715	-------	7	6	17,748	6,554	-------	7	6	-----	4,800	2,150	-------	7	-----	2,880	-------
Hoke																					
Total	1,497	1,451	1,598	35,585	40,968	29,865	1,388	1,420	157,756	158,800	171,060	1,405	1,382	1,549	70,427	74,497	69,257	374	750	10,640	25,033
None	-----	-----	----	-------	-------	-------	5	-----	497	-------	70	7	-----	2	322	-------	35	2	1	60	6
Under 25	933	758	1,519	12,072	10,820	23,237	846	734	54,622	45,343	131,213	845	710	1,469	27,817	21,708	53,502	155	686	2,560	15,007
25-49	418	497		12,969	15,770		394	490	56,391	56,302		410	478		24,563	25,052		145		3,817	
50-99	118	163	69	6,889	9,478	4,128	117	163	31,448	30,601	25,349	116	161	68	11,925	14,752	7,345	57	53	2,563	2,449
100 and over	28	33	10	3,455	4,900	2,500	26	33	14,798	26,554	14,428	27	33	10	5,800	12,985	8,375	15	10	1,640	7,571

Hyde																				
Total	824	950	906	51,886	62,035	46,066	785	808	343,858	224,697	333,880	745	872	825	63,606	74,118	75,142	533	538	26,556	30,784
None							1	3	150	320		2	3	1	27	290	20	3		140	
Under 25	189	213	558	2,656	2,774	12,621	163	171	12,972	8,619	91,079	149	159	460	4,597	5,060	25,218	76	245	1,357	9,513
25-49	226	221		7,506	7,395		222	219	45,172	29,246		207	204		10,411	10,185		129		3,416	
50-99	245	315	247	15,687	20,562	16,021	237	314	98,255	74,728	111,924	228	308	244	20,647	27,925	25,857	179	197	8,122	11,541
100-199	128	158	101	16,287	18,759	11,991	126	158	101,071	69,365	84,832	123	156	100	17,510	19,250	18,262	116	78	8,128	6,605
200-399	31	38	18	7,790	9,020	4,258	31	38	70,148	31,434	34,245	31	38	18	8,014	9,405	5,985	25	16	4,418	2,125
400 and over	5	5	2	2,050	3,525	1,175	5	5	16,090	10,985	11,800	5	4	2	2,400	2,025	1,800	5	2	975	1,000
Iredell																					
Total	3,449	3,825	3,603	115,614	134,085	104,345	3,242	3,672	786,067	619,694	618,621	3,291	3,654	3,560	358,238	290,778	256,874	1,865	2,317	199,362	94,971
None							17	4	3,502	312	1,114	24	4	16	30,239	210	708	20	8	31,850	217
Under 25	1,507	1,429	3,126	21,899	23,305	66,157	1,356	1,318	151,129	94,955	386,023	1,384	1,288	3,070	80,432	56,509	169,853	618	1,913	34,362	63,998
25-49	1,337	1,635		42,598	52,340		1,283	1,601	268,870	242,543		1,297	1,594		102,958	115,269		782		38,954	
50-99	469	622	379	27,911	37,877	22,447	453	612	185,562	169,984	119,656	454	613	376	73,128	76,699	40,079	329	307	42,910	16,556
100-199	102	118	80	12,506	15,678	9,707	99	116	84,260	71,660	63,540	98	114	80	42,146	27,208	16,719	85	73	29,556	8,919
200-399	26	16	15	6,784	4,375	4,179	26	16	52,561	22,524	33,755	26	16	15	15,835	10,433	7,115	23	13	11,650	3,983
400 and over	8	5	5	3,916	2,510	1,875	8	5	42,383	17,718	14,533	8	5	3	13,500	4,450	2,400	8	3	10,100	1,300
Jackson																					
Total	2,197	2,226	1,876	43,147	45,460	39,385	2,059	2,054	283,419	206,353	281,449	2,002	1,971	1,726	81,260	85,619	83,714	1,068	1,101	25,724	33,920
None							25	7	2,224	134	1,339	29	6	14	809	179	346	21	14	403	360
Under 25	1,607	1,532	1,781	22,140	20,602	32,801	1,469	1,361	148,840	93,095	236,908	1,426	1,295	1,618	48,058	41,831	72,170	734	1,012	15,098	28,138
25-49	498	578		15,230	17,744		474	571	79,588	81,553		465	558		24,686	32,759		266		7,432	
50-99	82	108	85	4,644	6,189	5,001	81	107	26,269	27,117	31,326	72	104	84	5,647	9,870	9,000	40	66	1,496	4,404
100 and over	10	8	10	1,133	925	1,581	10	8	6,498	4,454	11,876	10	8	10	2,060	980	2,198	7	9	1,295	1,018
Johnston																					
Total	7,075	7,069	6,695	181,606	229,310	145,627	6,804	6,804	867,171	700,618	710,367	6,705	6,758	6,546	432,151	470,279	404,159	3,059	3,544	104,472	114,980
None							24	10	1,816	349	1,107	33	12	25	2,317	605	1,520	19	22	1,346	567
Under 25	4,164	2,664	6,276	58,046	39,986	115,935	3,925	2,454	292,350	118,403	568,699	3,812	2,408	6,102	168,433	101,824	346,448	1,353	3,212	29,898	91,709
25-49	2,173	3,087		67,106	97,605		2,127	3,029	302,044	286,655		2,128	3,032		155,902	209,177		1,175		56,175	
50-99	582	1,167	366	34,297	69,192	21,072	574	1,162	150,386	201,276	92,075	578	1,156	366	70,695	124,303	41,338	388	262	21,844	14,706
100-199	132	123	38	15,894	13,687	4,570	132	121	81,658	47,955	23,258	132	122	38	25,967	22,570	8,178	107	34	11,119	3,918
200-399	18	20	14	4,363	4,700	3,550	18	20	23,842	31,105	21,450	18	20	14	5,837	7,840	5,675	15	13	2,715	3,280
400 and over	4	8	1	1,900	4,140	500	4	8	15,075	14,875	3,800	4	8	1	3,000	3,960	1,000	4	1	1,375	800
Jones																					
Total	1,311	1,299	1,311	32,361	48,968	32,396	1,283	1,258	150,706	93,775	151,354	1,284	1,005	1,292	81,175	66,811	70,607	558	596	19,612	23,661
None							7	4	288	380		9	4		1,080	320		3		127	
Under 25	781	459	1,188	9,564	6,482	23,557	750	421	45,738	11,497	100,802	749	326	1,169	27,371	9,745	51,981	244	497	4,259	14,940
25-49	377	486		11,743	15,335		374	481	53,793	30,447		374	391		27,744	22,221		209		7,545	
50-99	128	271	100	7,414	16,375	5,852	127	270	34,233	33,632	31,218	127	211	100	16,870	21,553	10,695	79	79	4,531	4,102
100-199	19	73	20	2,135	8,267	2,087	19	72	9,150	14,544	12,210	19	65	20	4,060	10,536	3,756	18	17	1,750	1,690
200 and over	6	10	3	1,505	2,509	900	6	10	7,504	3,275	7,124	6	8	3	4,050	2,436	4,175	5	3	1,600	2,929
Lee																					
Total	1,457	1,595	1,473	41,611	46,715	33,660	1,370	1,519	197,529	158,235	186,058	1,325	1,512	1,276	94,026	87,806	79,489	632	889	25,833	28,417
None							7	7	643	2,713	515	9	9	10	610	1,275	315	6	8	243	131
Under 25	734	714	1,368	10,555	10,232	26,217	660	645	48,500	33,800	137,289	630	638	1,164	29,590	23,360	64,312	259	794	6,456	20,568
25-49	533	623		16,478	19,721		514	610	75,369	66,651		501	608		35,626	37,507		249		7,818	
50-99	154	235	92	9,045	13,787	5,578	154	235	41,128	47,017	35,492	150	234	89	17,445	22,154	10,674	91	75	4,689	4,984
100-199	31	21	11	3,633	2,275	1,265	30	21	18,452	7,554	8,862	30	21	11	7,455	2,510	2,363	23	10	4,724	1,509
200 and over	5	2	2	1,900	700	600	5	1	13,437	500	3,900	5	2	2	3,300	1,000	1,825	4	2	1,923	1,225
Lenoir																					
Total	2,887	2,884	3,010	82,385	108,336	67,291	2,813	2,815	379,810	357,194	355,762	2,732	2,671	2,993	205,106	223,696	171,891	959	1,203	46,311	42,270
None							39	8	2,300	223	460	44	8	9	4,190	337	424	11	8	2,952	238
Under 25	1,524	993	2,742	19,649	14,124	49,069	1,430	931	90,139	49,624	251,565	1,375	883	2,717	57,496	32,852	132,543	386	1,022	8,150	30,053
25-49	932	1,139		29,300	35,872		918	1,132	133,538	127,163		898	1,070		74,886	71,748		343		14,344	

[1] Comparison with later censuses may be found in groups below beginning with 400-699.

COUNTY TABLE 1.—CHICKENS ON FARMS 1940, 1935, AND 1930; CHICKEN EGGS PRODUCED AND CHICKENS RAISED 1939, 1934, AND 1929; AND CHICKENS SOLD, 1939 AND 1929; CLASSIFIED BY NUMBER ON HAND—Continued

(Chickens on hand over 4 months old Apr. 1, 1940 and over 3 months old Jan. 1, 1935 and Apr. 1, 1930)

STATE OR COUNTY AND NUMBER OF CHICKENS ON HAND	CHICKENS ON HAND						CHICKEN EGGS PRODUCED					CHICKENS RAISED						CHICKENS SOLD			
	Farms reporting			Number			Farms reporting		Dozens			Farms reporting			Number			Farms reporting		Number	
	1940 (Apr. 1)	1935 (Jan. 1)	1930 (Apr. 1)	1940 (Apr. 1)	1935 (Jan. 1)	1930 (Apr. 1)	1939	1934	1939	1934	1929	1939	1934	1929	1939	1934	1929	1939	1929	1939	1929
NORTH CAROLINA—Continued																					
Lenoir—Contd.																					
50-99	366	612	251	21,563	36,394	13,468	361	606	91,479	113,861	74,062	351	577	230	45,548	78,353	28,569	179	148	10,158	7,504
100-199	50	121	33	6,063	13,684	3,804	50	120	24,633	38,703	22,824	49	114	33	11,881	23,406	9,120	50	25	4,592	3,975
200-399	11	12	4	2,700	2,762	950	11	12	12,894	11,471	6,851	11	12	4	6,805	5,300	1,255	7	2	4,340	500
400 and over	4	7	—	3,110	5,500	—	4	6	24,827	16,149	—	4	7	—	4,300	11,700	—	3	—	1,775	—
Lincoln																					
Total	2,265	2,689	2,399	85,589	96,043	71,142	2,207	2,606	689,809	453,574	448,601	2,152	2,261	2,390	175,010	151,739	133,217	993	1,199	57,801	41,892
None	—	—	—	—	—	—	10	2	842	170	461	14	2	7	441	884	245	9	4	607	125
Under 25	777	986	2,042	11,808	15,816	46,108	726	922	78,963	71,001	283,403	684	809	2,026	27,697	28,353	94,022	198	943	5,742	26,567
25-49	1,009	1,145		32,005	36,553		995	1,128	236,015	169,572		982	984		62,405	57,509		466		15,550	
50-99	347	442	304	20,460	26,243	17,803	345	440	148,007	127,153	110,784	343	375	304	38,588	37,158	29,083	211	208	13,408	10,504
100-199	105	94	42	12,966	10,796	4,906	104	92	124,545	51,308	56,208	102	73	42	26,819	17,550	6,567	87	34	12,144	3,188
200-399	23	17	11	5,450	4,285	2,325	23	17	63,837	26,875	17,745	23	14	11	12,360	8,085	3,300	18	10	6,150	1,810
400 and over	4	5	—	2,900	2,350	—	4	5	37,600	7,495	—	4	4	—	6,700	2,200	—	4	—	4,400	—
McDowell																					
Total	1,157	1,527	1,152	33,644	40,100	34,018	1,073	1,427	229,423	177,997	208,556	1,049	1,331	1,148	56,744	61,683	80,113	463	800	19,847	40,652
None	—	—	—	—	—	—	6	1	621	30	—	5	4	2	880	253	90	7	2	873	85
Under 25	602	853	989	8,805	12,286	21,453	538	760	58,372	51,951	132,380	521	693	983	16,488	21,138	55,160	165	652	3,377	25,362
25-49	412	515		12,988	16,383		389	509	79,673	67,413		383	481		21,153	24,869		201		6,486	
50-99	107	135	135	6,473	7,712	8,325	105	134	43,079	34,256	45,758	105	131	135	9,364	10,595	15,303	62	119	2,981	8,961
100-199	29	19	25	3,388	2,244	2,840	28	18	25,145	9,227	16,718	28	18	25	5,429	2,928	6,880	23	24	4,280	4,019
200 and over	7	5	3	1,990	1,475	1,400	7	5	22,533	15,120	13,700	7	4	3	3,450	1,900	2,700	5	3	1,850	2,225
Macon																					
Total	2,042	2,061	1,710	46,779	50,838	37,228	1,963	1,934	301,375	230,807	267,763	1,904	1,881	1,591	96,402	78,029	88,545	1,079	1,154	34,196	45,505
None	—	—	—	—	—	—	14	1	1,912	50	1,210	17	3	10	841	47	276	15	8	483	199
Under 25	1,272	1,164	1,605	18,252	16,884	30,315	1,194	1,052	124,181	81,124	222,661	1,142	1,010	1,476	44,335	31,764	74,339	594	1,033	14,829	37,671
25-49	642	721		20,282	22,649		629	706	124,683	99,481		622	693		37,561	33,805		384		12,715	
50-99	116	163	97	6,716	9,395	5,833	114	162	39,559	44,684	36,156	112	162	97	10,655	11,278	11,395	76	86	4,432	6,105
100 and over	12	13	8	1,529	1,910	1,080	12	13	11,040	5,468	7,736	11	13	8	3,010	1,135	2,535	10	7	1,757	1,550
Madison																					
Total	3,409	3,708	2,957	99,802	117,933	82,653	3,257	3,625	586,567	482,769	529,192	3,221	3,515	2,821	164,586	195,549	200,567	2,351	1,896	72,229	63,950
None	—	—	—	—	—	—	18	4	1,850	1,010	680	22	5	13	785	111	840	17	12	378	701
Under 25	1,558	1,457	2,603	23,159	22,418	56,492	1,427	1,387	143,850	88,800	372,475	1,402	1,316	2,463	49,612	48,597	166,801	900	1,598	20,309	47,450
25-49	1,398	1,579		45,322	51,073		1,366	1,564	249,877	217,240		1,356	1,529		70,858	87,882		1,033		28,915	
50-99	392	599	300	23,276	35,285	18,091	387	597	132,031	136,786	101,862	383	593	293	31,757	48,867	23,128	327	244	14,901	11,298
100-199	53	69	43	6,105	7,707	5,185	51	69	42,685	33,153	29,396	51	68	41	7,740	9,442	5,938	47	32	4,751	2,542
200 and over	8	4	11	1,940	1,450	2,885	8	4	16,274	5,780	24,779	7	4	11	5,854	2,650	4,860	7	10	2,975	1,959
Martin																					
Total	2,095	2,303	2,189	59,341	93,194	50,138	2,025	2,210	240,315	226,051	223,048	2,012	2,181	2,068	143,756	158,918	110,107	800	924	32,026	26,918
None	—	—	—	—	—	—	7	—	512	—	—	9	2	—	2,233	55	—	2	—	2,008	—
Under 25	1,011	663	1,966	13,070	9,808	36,307	951	610	54,206	25,259	158,468	935	597	1,847	38,854	21,344	85,282	254	768	5,651	19,402
25-49	746	882		23,386	28,182		733	857	93,647	68,341		732	841		55,608	52,183		544		9,994	

50-99	294	613	204	17,347	37,077	11,689	290	600	67,755	89,971	54,051	292	599	203	35,506	58,471	22,050	170	141	8,653	6,295
100-199	40	137	18	4,538	15,452	1,942	40	135	18,195	37,850	9,229	40	134	17	7,755	22,540	2,575	27	14	3,220	1,171
200 and over	4	8	1	1,000	2,675	200	4	8	6,000	4,630	1,300	4	8	1	3,800	4,525	200	3	1	2,500	50
Mecklenburg																					
Total	2,834	3,551	3,153	113,220	124,248	90,445	2,714	3,332	639,907	503,599	553,492	2,609	3,257	3,097	234,456	220,184	193,004	936	1,137	92,994	57,662
None	----	----	----	----	----	----	10	3	2,175	260	1,238	11	5	22	10,869	340	814	7	8	10,828	189
Under 25	1,280	1,598	2,771	17,929	22,678	54,080	1,192	1,423	103,556	70,137	318,661	1,106	1,379	2,695	42,989	46,749	119,634	253	889	7,793	27,657
25-49	1,018	1,310		32,259	41,525		985	1,275	165,539	142,113		977	1,253		62,478	73,092		355		14,475	
50-99	399	519	304	23,940	30,626	17,820	394	508	135,620	129,611	99,460	389	500	303	42,957	47,505	52,406	228	182	15,451	10,300
100-199	101	95	50	12,409	11,082	6,095	99	95	75,868	47,349	43,423	93	93	49	17,105	16,270	9,625	62	57	6,649	4,558
200-399	26	18	22	6,358	4,637	5,400	24	17	56,008	32,523	32,478	23	16	22	11,395	7,310	10,225	22	15	6,918	4,055
400-799	7	7	(1)	3,425	3,600	(1)	7	7	31,875	17,716	(1)	7	7	(1)	5,950	5,120	(1)	9	(1)	30,900	(1)
800 and over	3	4	(1)	16,900	10,100	(1)	3	4	69,266	63,890	(1)	3	4	(1)	40,735	24,000	(1)				
400-699	7	7	4	3,425	3,600	2,150	7	7	31,875	17,716	14,632	7	7	4	5,950	5,120	2,900	9	6	30,900	10,903
700 and over	3	4	2	16,900	10,100	4,900	3	4	69,266	63,890	43,600	3	4	2	40,735	24,000	17,400				
Mitchell																					
Total	1,853	1,787	1,703	37,567	40,823	32,509	1,763	1,719	214,034	175,210	180,402	1,725	1,707	1,693	93,924	110,180	93,834	1,008	1,065	33,657	37,355
None	----	----	----	----	----	----	12	19	1,312	640	1,109	18	32	24	535	906	931	19	22	442	677
Under 25	1,343	1,126	1,652	18,849	18,018	28,501	1,253	1,042	110,235	71,778	152,030	1,214	1,021	1,618	50,071	49,165	85,618	662	1,005	14,649	33,420
25-49	436	533		13,389	16,406		424	530	69,750	67,561		423	527		28,288	43,746		276		8,799	
50-99	60	118	44	3,449	7,114	2,483	60	118	16,219	25,707	15,643	56	117	44	6,070	14,113	5,185	59	33	2,211	1,973
100 and over	14	10	7	1,880	1,285	1,525	14	10	16,518	9,524	11,620	14	10	7	8,960	2,250	2,100	12	5	7,556	1,285
Montgomery																					
Total	1,153	1,394	1,326	34,457	43,349	35,066	1,109	1,310	169,953	193,311	243,111	1,077	1,306	1,526	75,434	73,567	133,561	427	825	28,539	52,257
None	----	----	----	----	----	----	19	1	3,946	75	1,976	19	2	9	945	120	615	5	9	280	513
Under 25	506	619	1,178	7,635	9,342	24,625	462	571	34,862	40,391	170,143	436	573	1,189	18,433	19,363	112,486	129	687	4,116	21,824
25-49	481	558		15,525	17,610		468	530	71,995	81,028		458	531		37,289	32,398		205		17,108	
50-99	143	180	131	8,264	10,852	7,650	137	172	38,582	48,308	49,439	141	170	131	13,602	15,726	14,090	76	113	4,924	6,135
100-199	20	28	15	2,385	3,335	1,647	20	27	17,028	15,314	9,693	20	23	15	5,615	5,410	3,470	12	16	2,111	3,965
200 and over	3	9	2	850	2,210	1,144	3	9	5,740	8,195	11,860	3	7	2	1,550	2,550	2,900				
Moore																					
Total	2,004	2,035	1,782	72,858	71,990	52,070	1,956	1,881	543,599	348,619	367,722	1,902	1,872	1,763	225,641	113,838	100,475	939	1,016	157,436	41,449
None	----	----	----	----	----	----	21	2	4,344	300	822	37	3	12	19,056	145	308	12	7	18,416	165
Under 25	909	800	1,554	13,598	11,685	33,746	865	687	101,821	54,684	230,838	820	677	1,524	47,365	24,609	74,487	307	828	22,507	27,481
25-49	764	831		23,979	28,281		743	803	157,970	118,283		730	798		73,482	43,953		395		40,706	
50-99	246	351	198	14,147	19,874	12,160	245	319	87,823	86,576	75,524	235	323	197	35,522	29,260	18,212	155	159	21,846	8,764
100-199	52	56	18	6,499	6,577	2,080	49	55	43,365	32,736	15,738	48	55	18	18,287	8,791	2,270	41	12	13,674	1,040
200-399	23	11	9	5,688	2,887	2,284	23	9	39,431	14,490	21,635	22	10	9	14,359	2,880	3,956	19	7	9,487	2,919
400-799	7	3	(1)	3,447	1,689	(1)	7	3	24,655	6,550	(1)	7	3	(1)	3,990	900	(1)	7	(1)	3,000	(1)
800 and over	3	3	(1)	5,500	2,997	(1)	3	3	84,192	35,000	(1)	3	3	(1)	13,600	3,300	(1)	3	(1)	7,800	(1)
400-699	7	2	2	3,447	989	800	7	2	24,655	5,550	8,565	7	2	2	3,990	600	240	7	2	3,000	80
700-999	----	3	----	----	2,300	----	----	3	----	21,000	----	----	3	----	----	2,700	----	----	----	----	----
1000 and over	3	1	1	5,500	1,397	1,000	3	1	84,192	15,000	14,600	3	1	1	13,600	900	1,000	3	1	7,800	1,000
Nash																					
Total	4,476	4,753	4,609	116,120	153,460	97,443	4,235	4,437	559,490	454,613	468,251	4,307	4,405	4,568	294,278	329,870	245,814	1,283	1,234	72,101	39,041
None	----	----	----	----	----	----	21	4	1,322	667	205	33	4	9	1,298	454	462	12	3	734	95
Under 25	2,614	1,918	4,318	35,187	27,162	75,961	2,402	1,697	160,541	76,009	346,005	2,430	1,663	4,269	107,224	71,925	205,446	571	1,074	18,501	28,083
25-49	1,425	1,951		43,875	62,516		1,380	1,871	189,762	176,496		1,411	1,872		106,490	129,907		491		20,682	
50-99	360	749	245	21,038	44,080	14,388	357	733	94,623	126,785	78,189	357	735	244	48,458	89,797	29,376	154	128	16,443	6,518
100-199	55	110	36	6,410	12,476	4,287	53	109	28,521	43,168	23,860	54	107	36	12,530	25,092	7,490	37	24	5,801	3,045
200-399	14	20	8	3,300	4,701	2,007	14	19	17,131	22,740	12,423	14	19	8	7,795	10,207	1,740	11	3	4,185	550
400-799	4	5	(1)	2,033	2,525	(1)	4	4	22,341	8,750	(1)	4	5	(1)	3,675	2,488	(1)	4	(1)	2,255	(1)
800 and over	4	----	(1)	4,277	----	(1)	4	----	45,249	----	(1)	4	----	(1)	6,808	----	(1)	3	(1)	3,500	(1)
400-699	4	5	2	2,033	2,525	800	4	4	22,341	8,750	7,569	4	5	2	3,675	2,488	1,500	4	2	2,255	750
700-999	1	----	----	877	----	----	1	----	7,515	----	----	1	----	----	672	----	----	----	----	----	----
1000 and over	3	----	----	3,400	----	----	3	----	37,734	----	----	3	----	----	6,136	----	----	3	----	3,500	----

[1] Comparison with later censuses may be found in groups below beginning with 400-699.

COUNTY TABLE 1.—CHICKENS ON FARMS 1940, 1935, AND 1930; CHICKEN EGGS PRODUCED AND CHICKENS RAISED 1939, 1934, AND 1929; AND CHICKENS SOLD, 1939 AND 1929; CLASSIFIED BY NUMBER ON HAND—Continued

(Chickens on hand over 4 months old Apr. 1, 1940 and over 3 months old Jan. 1, 1935 and Apr. 1, 1930)

STATE OR COUNTY AND NUMBER OF CHICKENS ON HAND	CHICKENS ON HAND						CHICKEN EGGS PRODUCED					CHICKENS RAISED						CHICKENS SOLD			
	Farms reporting			Number			Farms reporting		Dozens			Farms reporting			Number			Farms reporting		Number	
	1940 (Apr.1)	1935 (Jan.1)	1930 (Apr.1)	1940 (Apr. 1)	1935 (Jan. 1)	1930 (Apr. 1)	1939	1934	1939	1934	1929	1939	1934	1929	1939	1934	1929	1939	1929	1939	1929
NORTH CAROLINA—Continued																					
New Hanover—Con.																					
Total	230	371	194	8,881	13,668	13,673	224	345	57,800	60,190	104,120	207	323	199	17,932	22,367	24,391	52	90	7,946	10,578
None	—	—	—	—	—	—	—	2	—	102	362	1	1	6	2,300	40	230	1	3	2,300	313
Under 25	121	183	140	1,625	2,425	3,225	115	162	8,781	8,029	22,632	102	149	139	4,371	3,294	6,345	16	52	1,156	2,046
25-49	67	120		2,007	3,735		67	116	9,538	18,580		65	110		3,818	5,903		18		815	
50-99	26	41	29	1,454	2,442	1,688	26	39	5,734	8,187	12,169	23	39	29	1,995	2,810	3,186	5	15	385	928
100-199	12	18	12	1,445	1,985	1,395	12	18	5,851	7,429	10,487	12	15	12	2,455	2,360	1,680	9	9	930	816
200-399	1	6	7	300	1,450	1,815	1	5	1,860	6,680	14,120	1	6	7	600	2,000	2,450	—	5	—	881
400 and over	3	3	6	2,050	1,631	5,550	3	3	26,036	13,183	44,350	3	3	6	2,393	5,960	10,500	3	6	2,360	5,600
Northampton																					
Total	2,386	2,996	2,890	69,876	100,656	65,195	2,253	2,875	371,327	337,090	310,501	2,179	2,858	2,832	143,005	200,587	180,103	780	1,229	35,369	40,074
None	—	—	—	—	—	—	21	3	1,672	200	269	24	4	9	2,041	205	138	13	7	1,249	68
Under 25	1,275	1,265	2,666	16,558	17,464	46,898	1,154	1,181	88,153	45,451	213,926	1,091	1,171	2,601	42,887	44,240	142,039	295	1,064	6,192	24,581
25-49	789	1,120		24,256	35,164		764	1,090	115,652	100,178		757	1,088		50,361	73,099		308		8,888	
50-99	252	507	186	14,911	30,313	11,079	244	501	65,352	95,710	53,916	240	497	185	28,851	55,135	24,391	117	127	8,981	8,515
100-199	49	80	30	5,927	9,250	3,503	49	78	35,741	29,028	16,730	46	75	29	9,105	15,068	6,585	30	24	3,912	3,290
200-399	16	17	3	4,140	3,990	865	16	15	30,221	18,850	5,000	16	16	3	5,160	6,040	2,250	14	3	2,872	1,520
400 and over	5	7	5	4,084	4,475	2,850	5	7	34,536	47,673	20,660	5	7	5	4,600	6,800	4,700	5	4	3,275	2,100
Onslow																					
Total	1,842	2,236	1,969	45,578	70,999	45,382	1,757	2,180	236,618	222,541	305,761	1,706	2,130	1,927	76,538	104,914	103,589	1,063	1,318	30,730	53,707
None	—	—	—	—	—	—	5	—	482	—	119	8	—	3	184	—	77	5	2	95	43
Under 25	1,066	896	1,807	14,458	13,211	34,544	986	849	76,057	35,856	239,279	938	821	1,763	27,700	22,593	82,763	521	1,176	9,679	41,330
25-49	586	942		17,999	29,790		577	936	88,176	87,857		574	919		29,704	42,573		396		12,334	
50-99	162	342	148	9,371	19,841	8,980	162	340	46,468	62,346	52,148	159	335	147	15,600	26,061	15,994	118	128	5,877	9,097
100-199	24	45	12	2,809	5,392	1,393	23	44	20,055	22,897	11,255	23	44	12	5,780	7,787	3,755	20	10	2,155	2,537
200 and over	4	11	2	941	2,765	465	4	11	5,380	13,585	2,960	4	11	2	1,570	5,900	1,000	3	2	590	700
Orange																					
Total	1,870	1,875	1,751	81,322	76,468	60,643	1,733	1,829	653,597	312,323	406,461	1,703	1,807	1,723	252,880	178,519	127,895	753	1,093	121,085	47,334
None	—	—	—	—	—	—	15	1	2,238	40	793	19	1	7	2,093	40	535	13	5	1,517	174
Under 25	790	642	1,446	11,713	9,504	32,406	691	608	84,500	31,524	208,945	704	597	1,415	58,940	28,364	83,324	201	853	7,819	26,974
25-49	728	777		23,090	24,879		681	769	145,574	76,465		651	758		61,488	58,871		309		20,462	
50-99	223	348	225	13,343	21,164	13,481	218	344	86,416	72,518	82,473	207	345	223	52,574	40,812	23,199	135	164	36,487	8,613
100-199	68	71	56	8,191	8,705	6,786	67	71	68,833	37,200	50,125	64	70	55	16,485	15,272	10,452	44	50	8,520	5,993
200-399	33	26	18	7,600	6,741	4,905	33	25	72,070	37,461	41,553	33	25	18	18,950	21,360	6,405	28	16	23,605	3,450
400-799	21	10	(1)	10,505	4,675	(1)	21	10	109,556	49,115	(1)	19	10	(1)	29,650	15,300	(1)	17	(1)	15,275	(1)
800 and over	7	1	(1)	6,880	800	(1)	7	1	84,410	8,000	(1)	6	1	(1)	12,700	500	(1)	6	(1)	7,400	(1)
400-699	20	10	6	9,805	4,675	3,065	20	10	104,956	49,115	22,572	19	10	5	29,650	15,300	3,980	17	5	15,275	2,130
700-999	4	1	—	3,250	800	—	4	1	40,410	8,000	—	2	1	—	4,000	500	—	3	—	2,300	—
1000 and over	4	—	—	4,330	—	—	4	—	48,600	—	—	4	—	—	8,700	—	—	3	—	5,100	—
Pamlico																					
Total	722	984	776	33,428	45,373	35,845	688	953	225,892	200,635	202,747	676	927	776	61,316	73,061	64,508	423	576	26,765	34,388
None	—	—	—	—	—	—	11	—	1,700	—	—	11	—	2	425	—	80	8	2	248	60
Under 25	219	255	482	2,974	3,426	12,112	198	230	17,349	12,413	73,883	188	217	480	9,337	6,939	23,877	85	307	3,854	12,005
25-49	233	338		7,450	10,930		222	335	50,744	47,395		213	328		14,298	19,568		137		6,124	

50-99	197	290	220	12,085	17,333	13,800	188	288	76,156	77,505	73,130	192	283	220	19,986	26,609	25,221	152	196	7,344	13,694
100-199	63	88	63	7,177	10,054	7,358	59	87	43,840	46,426	38,046	62	86	63	12,749	13,180	11,130	51	61	6,058	6,429
200 and over	10	13	11	3,742	3,630	2,575	10	13	36,103	16,896	17,888	10	13	11	4,521	6,765	4,200	10	10	3,157	2,200
Pasquotank																					
Total	732	1,014	1,050	38,958	65,201	50,141	713	985	217,211	227,683	330,491	701	983	1,037	75,154	100,263	97,435	439	777	37,156	50,228
None	———	———	———	———	———	———	3	3	575	525	11,200	6	4	4	475	267	3,125	4	3	315	2,079
Under 25	163	228	671	2,430	3,153	13,971	148	210	10,123	8,163	87,313	142	207	657	7,565	5,986	34,533	53	435	2,924	15,508
25-49	237	226		7,772	7,379		233	219	44,303	19,997		226	217		15,815	11,735		125		5,676	
50-99	232	330	239	14,452	21,399	15,254	229	326	74,608	66,997	88,767	228	324	237	27,781	33,024	28,602	169	209	14,044	15,452
100-199	88	194	117	10,537	23,227	14,292	88	189	54,424	74,857	85,819	87	193	116	17,368	35,345	21,770	78	109	10,257	11,824
200 and over	12	38	23	3,767	10,043	6,624	12	38	33,178	57,144	57,392	12	38	23	6,150	13,906	9,605	10	21	3,940	5,365
Pender																					
Total	1,745	2,122	1,715	43,557	61,829	44,256	1,622	1,998	236,108	183,820	232,542	1,572	1,636	1,639	92,899	78,648	87,459	892	1,010	40,598	40,746
None	———	———	———	———	———	———	5	1	339	156	———	13	2	1	393	55	150	7	1	182	75
Under 25	1,057	1,089	1,521	13,588	14,276	29,363	961	984	68,788	39,006	157,540	905	751	1,446	32,940	20,080	61,432	473	847	12,490	26,577
25-49	508	675		15,738	21,518		481	658	85,515	62,779		479	569		29,535	28,751		284		10,606	
50-99	143	298	153	8,271	17,638	9,191	139	296	42,068	52,485	44,866	139	260	152	15,020	21,552	16,074	104	130	6,445	8,635
100-199	29	50	34	3,175	5,622	3,938	28	49	19,238	21,874	20,535	29	45	33	10,811	6,370	6,059	19	25	8,475	3,147
200 and over	8	10	7	2,785	2,775	1,764	8	10	20,160	7,520	9,601	7	9	7	4,200	1,840	3,744	5	7	2,400	2,512
Perquimans																					
Total	946	1,071	1,136	43,970	58,822	43,653	905	1,029	263,119	150,653	225,868	891	1,015	1,096	75,875	72,014	71,694	640	890	38,092	41,986
None	———	———	———	———	———	———	2	2	200	190	407	1	2	4	100	75	350	3	4	275	275
Under 25	265	224	805	3,646	3,178	19,179	232	201	17,910	7,529	95,710	231	189	767	6,950	5,053	36,963	112	595	2,698	20,123
25-49	337	336		11,195	11,210		329	323	62,379	28,045		326	324		21,980	15,681		238		11,555	
50-99	265	361	274	16,487	22,671	16,894	264	354	96,788	61,531	90,745	254	349	269	24,714	28,548	24,756	221	241	12,915	15,403
100-199	64	128	49	7,352	14,708	5,580	64	127	46,830	37,695	27,985	64	127	49	9,994	17,217	6,775	52	45	5,624	4,255
200-399	12	22	7	3,290	5,055	1,600	11	22	17,762	15,865	9,461	12	22	6	4,935	5,440	2,350	11	6	2,800	1,830
400 and over	3	———	1	2,000	———	400	3	———	21,250	———	1,560	3	———	1	5,200	———	500	3	1	2,225	100
Person																					
Total	2,547	2,399	2,386	63,248	71,270	55,673	2,411	2,291	288,955	312,163	317,370	2,390	2,271	2,292	154,450	163,184	164,207	751	1,265	26,319	45,500
None	———	———	———	———	———	———	21	2	1,015	555	650	24	2	3	2,979	90	425	8	3	2,142	285
Under 25	1,447	1,033	2,236	20,557	15,736	44,219	1,326	953	90,795	70,371	236,997	1,286	935	2,142	56,369	47,210	140,677	324	1,143	6,558	37,389
25-49	867	1,035		26,709	33,119		837	1,012	110,505	151,065		849	1,010		62,898	77,166		301		9,076	
50-99	209	295	151	12,267	17,600	7,733	204	289	61,145	73,673	45,836	207	289	128	25,474	32,698	16,985	104	101	5,938	5,635
100-199	20	30	13	2,445	3,365	1,621	19	29	14,965	15,589	12,415	20	29	13	5,030	4,870	3,010	11	12	1,722	1,243
200 and over	4	6	6	1,270	1,450	2,100	4	6	8,530	2,910	21,472	4	6	6	1,700	1,150	3,110	3	4	883	950
Pitt																					
Total	4,622	5,175	4,893	127,849	193,207	112,563	4,255	4,911	574,113	464,478	519,149	4,344	5,026	4,783	337,329	340,218	293,912	1,149	1,297	61,037	42,745
None	———	———	———	———	———	———	23	4	1,581	175	1,889	33	4	36	1,998	245	2,243	13	14	753	410
Under 25	2,512	1,598	4,430	31,638	23,275	79,488	2,204	1,428	143,258	51,161	360,125	2,247	1,483	4,289	98,301	50,270	228,157	395	1,034	9,483	27,227
25-49	1,438	2,158		44,985	69,225		1,377	2,084	195,659	156,449		1,403	2,128		117,065	127,124		413		13,121	
50-99	544	1,169	395	32,618	70,897	22,995	525	1,144	137,955	169,610	104,228	535	1,160	392	75,351	117,694	48,610	249	209	14,479	10,327
100-199	104	237	57	12,043	25,828	6,494	103	236	54,782	69,016	32,152	103	236	56	23,214	38,710	10,276	59	31	5,931	2,366
200-399	21	12	7	5,140	2,550	1,625	20	12	30,294	9,438	9,085	20	12	6	7,800	3,100	1,720	20	9	17,290	2,415
400 and over	3	3	4	1,425	1,432	1,961	3	3	10,584	8,629	11,690	3	3	4	13,600	3,075	2,906				
Polk																					
Total	1,141	1,360	1,074	34,158	38,570	25,273	1,110	1,305	204,951	149,732	141,990	1,080	1,270	1,010	72,412	74,130	50,909	414	674	21,718	22,273
None	———	———	———	———	———	———	5	———	538	———	242	8	1	4	535	30	184	5	4	357	83
Under 25	534	682	997	7,904	10,307	20,046	512	632	51,290	39,020	108,478	482	606	933	20,001	25,628	43,297	145	611	4,559	18,236
25-49	456	546		14,415	17,101		444	542	82,095	70,906		444	532		28,251	33,534		185		5,753	
50-99	122	116	68	6,963	6,712	3,922	120	116	36,677	28,921	24,950	119	115	66	11,245	11,443	5,283	66	53	2,824	2,293
100-199	24	12	8	2,776	1,350	1,105	24	11	12,551	7,785	6,990	22	12	6	3,680	2,555	1,145	10	5	1,525	725
200 and over	5	4	1	2,100	1,100	200	5	4	21,800	3,100	1,330	5	4	1	8,700	940	1,000	3	1	6,700	936

[1] Comparison with later censuses may be found in groups below beginning with 400-699.

COUNTY TABLE 1.—CHICKENS ON FARMS 1940, 1935, AND 1930; CHICKEN EGGS PRODUCED AND CHICKENS RAISED 1939, 1934, AND 1929; AND CHICKENS SOLD, 1939 AND 1929; CLASSIFIED BY NUMBER ON HAND—Continued

(Chickens on hand over 4 months old Apr. 1, 1940 and over 3 months old Jan. 1, 1935 and Apr. 1, 1930)

STATE OR COUNTY AND NUMBER OF CHICKENS ON HAND	CHICKENS ON HAND						CHICKEN EGGS PRODUCED					CHICKENS RAISED						CHICKENS SOLD			
	Farms reporting			Number			Farms reporting		Dozens			Farms reporting			Number			Farms reporting		Number	
	1940 (Apr.1)	1935 (Jan.1)	1930 (Apr.1)	1940 (Apr. 1)	1935 (Jan. 1)	1930 (Apr. 1)	1939	1934	1939	1934	1929	1939	1934	1929	1939	1934	1929	1939	1929	1939	1929
NORTH CAROLINA—Continued																					
Randolph																					
Total	3,594	4,154	3,637	129,800	164,193	138,311	3,415	4,018	787,330	705,382	1,049,561	3,283	3,935	3,565	345,964	268,030	274,241	1,317	2,477	189,786	128,263
None	—	—	—	—	—	—	8	13	1,910	1,536	2,220	12	10	9	17,562	560	562	13	5	18,439	132
Under 25	1,530	1,334	2,909	22,818	21,227	72,376	1,414	1,245	109,162	79,079	540,144	1,304	1,205	2,839	54,949	43,811	160,964	330	1,879	20,619	74,652
25-49	1,373	1,814		43,296	58,203		1,320	1,772	229,829	217,786		1,297	1,741		87,787	99,046		536		36,136	
50-99	492	780	588	29,094	46,085	35,686	478	766	171,954	180,551	252,727	476	759	580	69,782	63,628	58,900	286	470	38,399	28,385
100-199	140	159	102	16,852	18,232	12,182	136	156	119,450	91,919	95,451	135	155	100	73,118	27,800	21,000	106	91	50,745	10,575
200-399	48	51	27	11,740	12,446	7,007	48	50	104,735	86,636	58,950	48	50	26	31,116	23,070	12,090	37	23	19,823	5,042
400 and over	11	16	(1)	6,000	8,000	(1)	11	16	50,290	47,875	(1)	11	15	(1)	11,650	10,115	(1)	9	(1)	5,625	(1)
400-699	8	14	4	3,600	6,125	2,160	8	14	31,070	42,155	20,716	8	13	4	6,450	9,340	7,150	6	4	3,225	3,800
700 and over	3	2	7	2,400	1,875	8,900	3	2	19,220	5,720	79,353	3	2	7	5,200	775	13,575	3	5	2,400	5,677
Richmond																					
Total	1,478	1,681	1,482	44,639	46,675	31,416	1,393	1,616	244,779	221,498	165,486	1,326	1,477	1,442	83,335	75,888	70,560	404	560	21,908	18,729
None	—	—	—	—	—	—	8	1	1,035	600	504	6	3	8	255	105	459	3	5	44	218
Under 25	828	957	1,392	10,864	13,240	23,761	750	916	60,004	63,309	114,570	694	813	1,346	23,188	25,796	56,335	131	503	3,131	13,528
25-49	456	521		14,166	16,344		448	509	67,718	79,269		442	467		29,103	25,687		172		7,205	
50-99	143	163	72	8,374	9,661	4,270	139	154	38,565	45,421	23,801	137	156	71	14,730	13,851	8,113	68	42	4,663	2,693
100-199	36	28	13	4,485	3,270	1,585	34	24	24,225	15,675	9,631	33	26	12	7,144	4,169	2,428	22	6	3,740	590
200-399	10	10	4	2,450	2,510	1,000	9	10	13,261	11,674	8,980	9	10	4	3,815	3,180	1,225	5	3	1,525	700
400 and over	5	2	1	4,300	1,650	800	5	2	39,971	5,550	8,000	5	2	1	5,100	3,100	2,000	3	1	1,600	1,000
Robeson																					
Total	7,236	7,350	6,603	168,387	211,272	121,031	6,844	6,968	668,646	526,657	520,336	6,832	6,823	6,502	383,444	333,837	272,651	1,615	2,765	64,959	76,553
None	—	—	—	—	—	—	39	4	1,806	179	389	47	5	22	2,901	117	651	18	9	949	308
Under 25	4,444	3,531	6,291	56,991	49,657	98,787	4,088	3,214	233,156	115,473	410,232	4,046	3,084	6,170	153,697	85,825	230,118	698	2,513	16,629	60,403
25-49	2,135	2,748		66,077	87,247		2,074	2,696	257,330	212,384		2,094	2,685		146,468	139,489		617		25,389	
50-99	555	919	261	32,432	54,513	15,560	542	903	117,742	132,011	73,646	545	898	259	58,297	80,340	30,153	221	201	11,418	10,134
100-199	90	132	44	10,267	14,832	4,984	89	131	42,647	41,227	25,369	88	131	44	18,706	18,591	8,554	52	35	9,209	4,118
200 and over	12	20	7	2,620	5,023	1,700	12	20	15,965	25,383	10,700	12	20	7	3,375	9,475	3,175	9	7	1,365	1,590
Rockingham																					
Total	3,653	3,698	3,534	97,790	119,614	88,500	3,497	3,516	569,782	500,090	624,043	3,441	3,513	3,506	245,338	259,755	228,299	1,104	1,273	66,122	46,715
None	—	—	—	—	—	—	14	8	934	540	385	20	9	5	1,421	570	250	9	2	782	105
Under 25	1,972	1,489	3,246	29,176	22,881	65,967	1,839	1,351	173,428	101,466	461,731	1,801	1,341	3,218	83,239	64,520	187,112	437	1,101	13,071	32,676
25-49	1,306	1,545		40,967	49,196		1,273	1,501	230,190	202,723		1,261	1,514		97,997	109,383		453		23,931	
50-99	312	576	246	18,227	33,910	14,524	309	570	102,385	128,378	95,046	302	565	243	46,889	60,460	28,412	157	142	19,328	8,054
100-199	50	76	30	5,900	8,647	3,494	49	74	36,721	37,345	24,788	45	72	29	10,512	15,240	5,925	36	19	4,760	2,700
200 and over	13	12	12	3,520	4,980	4,515	13	12	26,124	29,638	42,093	12	12	11	5,280	9,582	6,600	12	9	4,250	3,180
Rowan																					
Total	2,927	3,345	2,954	96,948	119,610	97,251	2,749	3,246	701,796	551,171	627,414	2,711	3,201	2,955	189,630	200,182	201,886	1,119	1,528	62,593	81,878
None	—	—	—	—	—	—	5	4	341	373	775	10	4	11	2,945	68	471	3	5	2,650	94
Under 25	1,307	1,252	2,474	19,149	18,192	57,699	1,163	1,171	130,702	76,387	354,418	1,134	1,143	2,464	43,256	36,040	127,598	320	1,167	8,088	40,925
25-49	1,134	1,375		35,989	43,620		1,105	1,358	243,936	191,733		1,096	1,343		67,580	72,149		486		17,244	

50-99	369	580	380	21,969	34,326	22,572	362	577	146,846	152,427	136,843	359	575	380	39,326	55,955	37,976	215	268	13,572	16,529
100-199	88	105	77	10,494	12,232	9,050	85	105	91,552	55,140	62,990	84	104	77	19,649	18,465	15,096	69	66	10,919	8,503
200-399	18	26	16	4,147	5,890	3,890	18	26	38,100	36,651	35,363	17	25	16	5,099	7,805	15,150	15	15	2,450	12,492
400 and over	11	7	7	5,200	5,350	4,040	11	7	50,319	38,460	37,025	11	7	7	11,775	9,700	5,595	11	7	7,670	3,335
Rutherford																					
Total	3,529	3,974	3,359	104,913	116,092	83,563	3,329	3,861	564,702	532,777	594,991	3,313	3,569	3,309	210,443	213,358	188,621	1,840	1,779	63,918	67,866
None							17	3	5,013	75	3,044	22	3	27	1,038	135	1,701	12	20	611	981
Under 25	1,650	1,654	3,075	25,028	24,979	63,145	1,502	1,563	142,977	113,945	455,227	1,476	1,412	2,999	61,626	58,636	153,605	649	1,538	15,299	51,819
25-49	1,419	1,815		44,758	56,779		1,365	1,791	228,690	275,037		1,367	1,693		89,856	106,430		844		25,567	
50-99	388	447	245	23,286	26,182	14,637	375	446	103,328	107,131	94,699	379	408	244	36,588	37,267	24,725	273	187	11,635	10,593
100-199	56	46	30	6,743	5,090	3,576	54	46	35,290	17,122	26,168	53	43	30	11,335	6,010	4,915	46	26	5,566	2,388
200 and over	16	12	9	5,098	3,062	2,205	16	12	49,404	19,467	15,853	16	10	9	10,000	4,880	3,675	16	8	5,240	2,085
Sampson																					
Total	5,696	5,663	5,225	132,787	176,777	113,457	5,482	5,409	714,432	489,446	575,787	5,504	5,452	5,140	354,050	310,983	282,973	2,757	2,875	95,881	91,498
None							66	4	4,576	285	1,850	83	4	10	3,576	255	829	32	6	2,002	465
Under 25	3,771	2,407	4,872	49,087	34,787	86,243	3,526	2,187	283,770	90,946	418,569	3,526	2,227	4,778	163,042	72,930	225,918	1,568	2,576	36,987	65,852
25-49	1,425	2,301		44,557	73,407		1,398	2,268	225,886	205,425		1,402	2,273		107,900	130,583		811		26,483	
50-99	402	822	295	23,972	49,044	17,269	396	817	120,310	133,986	93,047	397	815	294	51,267	78,617	33,971	273	237	17,658	12,681
100-199	82	112	42	9,931	12,689	4,870	80	112	49,188	37,964	32,408	81	112	42	20,502	18,473	12,355	59	42	8,781	7,375
200-399	11	17	12	2,625	4,250	3,055	11	17	14,019	16,470	19,113	10	17	12	3,600	5,900	6,400	9	12	1,730	3,525
400 and over	5	4	4	2,615	2,600	2,020	5	4	16,683	4,370	10,800	5	4	4	4,163	4,225	3,500	5	2	2,240	1,600
Scotland																					
Total	1,389	1,629	1,490	32,659	43,908	25,332	1,247	1,571	117,682	146,645	126,979	1,218	1,553	1,411	65,311	74,023	49,299	196	392	9,052	9,364
None							4		126			9		1	206		4	1	1	16	5
Under 25	958	884	1,412	11,754	12,700	19,452	835	838	37,286	37,522	95,593	801	821	1,332	26,355	24,608	40,169	78	346	2,072	6,216
25-49	296	542		9,410	17,059		277	534	31,015	52,615		277	532		18,573	28,720		64		2,534	
50-99	102	170	63	6,089	10,079	3,702	98	166	20,144	35,474	19,103	99	167	63	11,043	14,659	6,026	30	31	1,362	1,471
100-199	27	30	12	3,276	3,300	1,358	27	30	12,996	12,394	6,417	26	30	12	5,184	4,861	2,300	19	11	1,468	787
200 and over	6	3	3	2,130	770	820	6	3	16,115	8,640	5,866	6	3	3	3,950	1,175	800	4	3	1,600	885
Stanly																					
Total	2,159	2,564	2,259	96,081	111,877	80,069	2,114	2,528	683,958	723,485	598,484	2,011	2,446	2,246	171,242	168,855	155,077	906	1,416	69,121	72,624
None							10	6	3,879	563	92	21	4		1,799	97		6		540	
Under 25	719	812	1,877	11,032	12,963	45,032	692	781	64,286	71,539	331,790	640	725	1,865	25,243	25,327	97,928	184	1,105	5,800	41,517
25-49	919	1,113		29,543	36,141		900	1,105	172,821	216,054		867	1,087		47,437	57,711		378		12,133	
50-99	331	462	284	19,863	27,829	16,981	324	460	132,738	168,109	122,310	311	457	284	31,592	36,481	27,392	185	232	12,776	15,114
100-199	118	120	72	14,123	14,620	8,490	114	119	122,608	110,772	66,679	99	118	72	22,331	22,224	15,322	85	54	12,507	8,163
200-399	62	42	17	15,745	10,764	4,306	62	42	131,890	73,574	35,433	61	40	17	32,315	13,675	7,475	58	16	19,810	4,370
400 and over	12	15	9	5,775	9,560	5,260	12	15	55,736	82,874	42,180	12	15	8	10,525	13,340	6,960	10	9	5,555	3,460
Stokes																					
Total	3,694	3,548	3,463	90,038	109,678	82,630	3,502	3,470	549,397	530,974	503,570	3,420	3,425	3,398	236,261	235,470	241,858	1,914	2,149	72,474	80,142
None							22	2	2,263	70	200	27	3	8	1,164	102	427	17	8	560	279
Under 25	2,252	1,478	3,237	32,994	22,888	66,303	2,079	1,416	222,123	114,259	398,227	2,000	1,381	3,166	101,572	65,830	209,827	956	1,960	25,710	68,454
25-49	1,167	1,552		36,525	49,898		1,132	1,539	203,442	242,274		1,131	1,528		86,222	112,983		733		23,155	
50-99	233	442	196	13,673	25,713	11,838	227	437	73,796	112,997	74,838	220	438	194	27,538	42,668	22,942	173	155	10,158	7,706
100-199	35	62	25	4,106	6,988	3,089	35	62	24,033	31,697	20,725	35	62	25	10,115	9,187	6,837	29	22	5,521	2,738
200-399	4	10	4	1,090	2,485	925	4	10	6,840	16,970	7,180	4	9	4	2,350	3,125	1,225	3	3	1,220	790
400 and over	3	4	1	1,650	1,748	475	3	4	16,900	12,727	2,400	3	4	1	7,300	1,575	600	3	1	6,150	175
Surry																					
Total	3,846	4,044	3,886	92,582	124,684	89,773	3,588	3,868	538,937	516,795	600,677	3,577	3,815	3,831	286,409	281,461	269,299	2,219	2,567	133,604	114,995
None							29	11	6,289	791	2,764	34	18	25	2,691	1,257	2,852	24	18	1,635	1,991
Under 25	2,466	1,813	3,633	34,565	26,719	66,200	2,232	1,662	216,934	111,259	448,833	2,193	1,614	3,554	116,735	73,102	209,005	1,256	2,339	43,422	81,100
25-49	1,073	1,596		33,204	51,537		1,030	1,569	171,999	195,708		1,052	1,556		83,185	115,102		716		30,220	
50-99	247	534	209	14,168	31,384	12,483	240	525	67,256	125,487	79,371	240	527	208	30,706	61,518	30,438	171	169	13,469	14,607
100-199	45	82	22	5,471	9,326	2,867	43	82	36,124	42,595	16,875	43	81	22	11,312	18,732	5,837	37	20	7,308	3,410
200 and over	15	19	22	5,174	5,718	8,223	14	19	40,335	40,955	52,834	15	19	22	41,780	11,750	21,167	15	21	37,550	13,887

[1] Comparison with later censuses may be found in groups below beginning with 400-699.

COUNTY TABLE 1.—CHICKENS ON FARMS 1940, 1935, AND 1930; CHICKEN EGGS PRODUCED AND CHICKENS RAISED 1939, 1934, AND 1929; AND CHICKENS SOLD, 1939 AND 1929; CLASSIFIED BY NUMBER ON HAND—Continued

(Chickens on hand over 4 months old Apr. 1, 1940 and over 3 months old Jan. 1, 1935 and Apr. 1, 1930)

STATE OR COUNTY AND NUMBER OF CHICKENS ON HAND	CHICKENS ON HAND						CHICKEN EGGS PRODUCED					CHICKENS RAISED						CHICKENS SOLD			
	Farms reporting			Number			Farms reporting		Dozens			Farms reporting			Number			Farms reporting		Number	
	1940 (Apr. 1)	1935 (Jan. 1)	1930 (Apr. 1)	1940 (Apr. 1)	1935 (Jan. 1)	1930 (Apr. 1)	1939	1934	1939	1934	1929	1939	1934	1929	1939	1934	1929	1939	1929	1939	1929
NORTH CAROLINA—Continued																					
Swain																					
Total	1,364	1,526	1,067	26,971	35,363	26,116	1,284	1,428	136,574	141,996	181,596	1,280	1,416	1,043	64,629	77,812	71,619	627	685	20,664	33,865
None							24	12	1,531	598	817	39	20	10	1,268	663	291	22	6	580	150
Under 25	1,002	904	971	13,712	12,822	19,286	905	799	66,628	52,613	133,039	889	781	937	35,355	32,332	56,958	421	592	10,221	25,696
25-49	308	513		9,476	15,855		301	508	46,603	66,465		298	506		20,261	33,555		148		6,300	
50-99	47	102	78	2,743	5,836	4,816	47	102	15,353	20,220	33,409	47	102	78	5,965	9,722	10,305	30	69	2,148	5,117
100 and over	7	7	18	1,040	850	2,014	7	7	6,459	2,100	14,331	7	7	18	1,780	1,540	4,065	6	18	1,415	2,902
Transylvania																					
Total	883	942	644	26,414	26,654	19,595	820	880	142,301	102,200	149,795	799	817	627	50,332	45,259	35,954	378	339	19,575	13,657
None							3	1	87	15	1,075	6	3	3	488	206	165	3	4	433	270
Under 25	425	491	534	6,068	6,865	11,260	374	446	25,778	21,417	88,497	357	383	517	13,374	12,197	23,797	122	260	3,365	8,393
25-49	304	311		9,718	10,060		292	297	52,113	35,180		287	294		17,602	14,909		151		6,062	
50-99	136	119	94	7,978	7,290	5,690	134	115	43,226	31,288	40,442	131	116	91	14,068	11,201	8,066	85	63	6,796	3,396
100-199	15	20	12	1,850	2,239	1,385	14	20	14,097	12,110	11,929	15	20	12	3,225	6,346	2,060	14	9	1,819	988
200 and over	3	1	4	800	200	1,260	3	1	7,000	2,190	7,852	3	1	4	1,575	400	1,866	3	3	1,100	610
Tyrrell																					
Total	539	612	496	37,356	36,023	29,803	508	552	207,851	151,586	175,011	495	527	485	54,353	37,023	45,281	430	389	22,990	29,802
None							1	1	150	416	100	1	1	4	50	150	225	1	5	35	334
Under 25	108	113	240	1,610	1,634	5,676	85	81	6,540	5,236	33,109	83	72	225	3,177	2,643	11,680	55	150	1,122	6,949
25-49	130	179		4,328	5,949		125	157	25,545	20,186		116	162		7,736	7,318		96		4,230	
50-99	154	204	153	10,044	12,829	9,834	151	198	52,749	53,985	54,397	148	182	153	14,060	13,127	15,483	132	135	6,171	10,120
100-199	121	101	86	15,374	11,986	10,173	120	100	90,942	51,275	62,335	121	96	86	21,090	10,860	13,288	120	84	8,342	9,489
200 and over	26	15	17	6,000	3,625	4,120	26	15	31,925	20,488	25,070	26	14	17	8,240	2,925	4,605	26	15	3,090	2,910
Union																					
Total	4,051	4,639	4,703	204,611	220,516	145,329	3,757	4,343	1,531,369	1,195,647	1,088,596	3,675	4,195	4,701	444,557	358,519	318,003	1,976	2,427	239,230	131,220
None							18	15	5,824	431	2,126	30	7	19	4,459	195	760	24	15	4,269	363
Under 25	1,555	1,731	4,102	22,016	25,567	81,914	1,362	1,519	139,337	94,522	561,552	1,338	1,465	4,085	66,424	50,039	188,492	511	1,964	26,622	60,785
25-49	1,387	1,714		44,090	54,608		1,304	1,637	253,445	218,860		1,272	1,594		90,554	92,478		648		38,502	
50-99	576	748	433	35,256	45,521	25,995	551	729	227,265	195,099	174,142	523	712	430	67,211	68,241	45,564	344	309	35,135	20,702
100-199	345	273	111	43,919	34,154	14,375	336	270	342,836	189,631	125,207	330	259	111	100,579	60,598	31,451	280	86	62,171	16,926
200-399	149	126	39	37,225	32,506	9,905	148	126	364,474	263,970	89,913	144	115	38	74,920	46,618	19,275	133	36	47,340	11,644
400-799	34	40	(1)	16,955	20,410	(1)	33	40	162,128	162,393	(1)	33	36	(1)	27,510	32,250	(1)	31	(1)	17,333	(1)
800 and over	5	7	(1)	5,150	7,750	(1)	5	7	36,060	70,741	(1)	5	7	(1)	12,900	8,100	(1)	5	(1)	7,858	(1)
400-699	32	36	11	15,555	17,560	5,340	31	36	152,528	138,840	44,115	31	32	11	25,910	26,350	12,331	29	11	15,933	8,400
700-999	3	7	3	2,300	5,300	2,400	3	7	17,100	42,863	22,100	3	7	3	3,000	9,200	7,730	3	2	2,200	4,900
1000 and over	4	4	4	4,250	5,300	5,400	4	4	28,560	51,431	69,441	4	4	4	11,500	4,800	12,400	4	4	7,058	7,500
Vance																					
Total	1,928	2,102	1,982	42,199	59,633	42,237	1,858	2,053	268,383	231,241	242,626	1,851	2,047	1,957	130,099	139,665	120,307	349	322	18,619	13,274
None							6	8	659	563	140	21	13	4	2,980	614	121	3	1	1,988	15
Under 25	1,245	1,146	1,867	16,373	15,618	32,311	1,185	1,096	109,563	59,298	170,914	1,163	1,086	1,838	58,377	46,033	101,477	176	278	4,991	9,192
25-49	556	691		17,365	21,716		542	688	107,275	83,291		542	687		48,576	50,649		123		6,456	
50-99	114	232	97	6,651	13,461	5,651	112	228	39,996	48,429	36,731	113	228	97	16,066	28,449	12,844	40	36	3,684	2,300
100 and over	13	33	18	1,810	8,838	4,275	13	33	10,890	39,660	34,841	12	33	18	4,100	13,920	5,865	7	7	1,500	1,767

Wake																				
Total	4,841	5,390	5,451	145,432	172,546	142,807	4,576	5,149	971,361	646,553	883,460	4,566	5,044	5,310	418,255	380,657	364,971	1,141	1,663	144,641	98,291
None							21	16	2,327	2,257	1,003	32	16	18	14,057	1,145	4,282	12	10	12,535	4,066
Under 25	2,737	2,542	5,056	38,274	37,034	89,371	2,500	2,334	248,842	112,875	482,109	2,482	2,255	4,901	138,211	98,252	264,557	459	1,394	34,563	42,591
25-49	1,599	2,047		50,383	64,236		1,558	2,009	310,341	193,060		1,558	1,988		134,133	141,561		433		26,474	
50-99	353	634	273	20,512	37,264	16,604	347	628	114,890	111,175	104,184	349	625	272	48,540	71,749	38,903	138	167	15,778	13,486
100-199	98	121	67	11,960	14,230	8,550	97	118	71,224	64,548	51,678	94	117	66	25,880	24,694	20,076	57	47	11,427	11,114
200-399	32	28	27	8,215	6,838	7,105	31	26	56,825	41,960	52,992	29	25	26	27,874	20,550	8,710	23	19	20,924	7,200
400-799	15	12	(1)	7,478	6,144	(1)	15	12	62,730	46,403	(1)	15	12	(1)	14,735	8,706	(1)	13	(1)	12,745	(1)
800 and over	7	6	(1)	8,610	6,800	(1)	7	6	104,182	74,275	(1)	7	6	(1)	14,825	14,000	(1)	6	(1)	10,195	(1)
400-699	15	10	17	7,478	4,670	8,457	15	10	62,730	29,597	77,770	15	10	16	14,735	5,285	12,250	13	15	12,745	6,376
700-999	3	5	7	2,450	3,874	5,420	3	5	25,225	32,781	47,454	3	5	7	4,300	9,821	6,506	2	7	2,280	5,558
1000 and over	4	3	4	6,160	4,400	7,300	4	3	78,957	58,300	66,270	4	3	4	10,525	7,600	9,687	4	4	7,915	7,900
Warren																					
Total	2,359	2,882	2,562	51,251	66,083	48,637	2,273	2,797	271,397	237,338	259,705	2,249	2,758	2,518	162,971	154,276	136,939	483	567	21,832	17,937
None							13	1	972	25		15	5	3	2,864	140	105	7		2,278	
Under 25	1,587	1,893	2,441	19,865	24,399	40,273	1,501	1,819	103,540	80,174	212,567	1,480	1,774	2,394	73,355	64,298	118,282	258	513	6,250	13,163
25-49	593	745		17,974	23,120		583	734	97,670	85,782		580	735		57,361	54,949		150		5,775	
50-99	140	205	99	8,197	11,974	5,739	138	204	39,574	48,499	29,058	137	205	99	19,138	24,707	12,655	46	37	2,697	2,062
100-199	35	29	21	4,065	3,325	2,395	34	29	19,291	12,992	16,680	33	29	21	6,555	4,499	5,397	19	16	1,932	2,462
200 and over	4	10	1	1,150	3,265	250	4	10	10,350	9,866	1,400	4	10	1	3,700	5,683	500	3	1	2,900	250
Washington																					
Total	806	904	876	39,718	46,946	40,433	772	852	257,371	169,767	228,914	751	821	875	60,463	48,385	62,492	346	563	21,502	32,588
None											600	2		2	37		750	1	2	25	725
Under 25	237	204	555	3,215	2,931	13,766	214	172	17,591	6,634	78,883	192	160	554	5,996	4,023	27,419	38	305	959	13,110
25-49	281	299		8,598	9,929		254	289	52,409	26,841		244	271		13,759	11,068		107		4,301	
50-99	208	284	232	12,728	17,744	14,290	204	275	77,029	58,352	75,784	199	275	231	19,846	16,800	18,887	130	179	8,088	10,203
100-199	83	100	73	9,582	12,160	8,575	83	99	63,837	49,090	47,199	77	98	72	12,655	11,839	10,896	57	62	5,169	6,665
200-399	14	15	14	3,690	3,282	3,000	14	15	38,031	19,480	18,310	14	15	14	4,485	3,605	3,240	13	15	2,960	1,885
400 and over	3	2	2	1,905	900	800	3	2	8,474	9,370	8,138	3	2	2	3,685	1,050	1,500				
Watauga																					
Total	2,314	2,302	2,035	54,255	61,730	50,208	2,215	2,205	313,922	315,644	367,236	2,172	2,131	1,989	94,597	101,737	89,478	1,650	1,390	46,459	45,371
None							25	10	2,295	580	1,630	36	9	14	1,576	175	550	37	13	1,419	390
Under 25	1,467	1,214	1,854	21,153	17,649	35,290	1,364	1,119	119,406	84,518	243,970	1,311	1,059	1,796	41,186	35,903	66,369	933	1,231	19,556	32,187
25-49	699	849		21,958	27,058		679	840	117,675	132,130		682	826		36,701	43,381		560		17,639	
50-99	127	201	144	7,479	11,872	8,620	126	198	45,483	61,982	63,911	122	200	142	9,488	17,589	12,531	102	116	5,068	7,073
100-199	18	34	27	2,165	4,251	3,305	18	34	16,343	31,344	31,140	18	34	27	2,846	4,084	6,353	15	21	1,277	3,489
200-399		4	8		900	1,998		4		5,090	17,151		3	8		605	2,825		7		1,832
400 and over	3		2	1,500		995	3		12,720		9,434	3		2	2,800		850	3	2	1,500	400
Wayne																					
Total	3,979	4,363	4,302	111,826	154,285	104,164	3,738	4,217	423,721	404,305	407,618	3,794	4,174	4,186	293,419	290,988	267,259	1,215	2,083	59,878	77,724
None							28	7	1,354	578	585	32	10	4	3,066	350	160	9	3	1,557	150
Under 25	2,078	1,475	3,928	28,770	21,728	75,040	1,875	1,366	111,533	58,655	264,093	1,910	1,331	3,810	96,436	51,630	208,370	494	1,809	13,306	55,828
25-49	1,357	1,883		42,268	60,057		1,304	1,849	154,570	155,947		1,318	1,837		108,830	116,024		458		17,367	
50-99	438	841	316	25,493	49,420	18,120	428	832	87,138	125,940	76,624	430	835	313	55,225	86,705	37,920	193	224	11,993	12,206
100-199	85	141	48	9,700	15,586	5,411	83	141	38,100	36,509	21,948	84	139	47	17,640	25,755	8,059	46	37	6,702	3,280
200 and over	21	23	12	5,595	7,494	5,593	20	22	31,026	26,676	44,568	20	22	12	12,222	10,526	12,750	15	10	8,953	8,260
Wilkes																					
Total	4,556	5,030	4,688	152,396	145,025	115,068	4,318	4,715	1,047,394	521,312	846,507	4,222	4,666	4,625	597,608	354,708	353,290	2,612	3,711	389,935	196,542
None							51	21	93,412	624	1,736	74	30	19	41,580	3,322	920	68	17	33,445	815
Under 25	3,143	2,793	4,289	42,713	39,265	82,783	2,889	2,495	216,997	128,673	632,962	2,787	2,447	4,208	211,443	103,868	281,817	1,550	5,345	133,715	155,668
25-49	1,013	1,670		30,957	52,050		981	1,639	147,439	180,156		974	1,636		101,636	119,800		670		54,556	
50-99	213	463	321	12,826	27,301	19,185	211	458	67,604	82,305	110,552	204	451	320	44,100	56,662	44,744	159	282	29,910	24,814
100-199	96	72	57	12,383	8,770	6,871	95	70	99,764	32,644	43,567	94	70	57	45,998	25,853	12,829	82	48	33,993	6,870

[1] Comparison with later censuses may be found in groups below beginning with 400-699.

COUNTY TABLE 1.—CHICKENS ON FARMS 1940, 1935, AND 1930; CHICKEN EGGS PRODUCED AND CHICKENS RAISED 1939, 1934, AND 1929; AND CHICKENS SOLD, 1939 AND 1929; CLASSIFIED BY NUMBER ON HAND—Continued

(Chickens on hand over 4 months old Apr. 1, 1940 and over 3 months old Jan. 1, 1935 and Apr. 1, 1930)

STATE OR COUNTY AND NUMBER OF CHICKENS ON HAND	CHICKENS ON HAND						CHICKEN EGGS PRODUCED					CHICKENS RAISED						CHICKENS SOLD			
	Farms reporting			Number			Farms reporting		Dozens			Farms reporting			Number			Farms reporting		Number	
	1940 (Apr.1)	1935 (Jan.1)	1930 (Apr.1)	1940 (Apr. 1)	1935 (Jan. 1)	1930 (Apr. 1)	1939	1934	1939	1934	1929	1939	1934	1929	1939	1934	1929	1939	1929	1939	1929
NORTH CAROLINA—Continued																					
Wilkes—Con.																					
200-399	62	15	18	15,692	3,772	4,181	62	15	121,332	16,510	33,505	60	15	18	45,145	13,450	7,480	54	17	30,816	4,525
400-799	19	13	(1)	9,225	6,465	(1)	19	13	80,656	40,145	(1)	19	13	(1)	35,056	14,955	(1)	19	(1)	23,850	(1)
800-1599	7	2	(1)	6,900	1,900	(1)	7	2	62,590	13,335	(1)	7	2	(1)	11,850	4,800	(1)	7	(1)	8,450	(1)
1600 and over	3	2	(1)	21,700	5,500	(1)	3	2	157,600	48,720	(1)	3	2	(1)	60,800	12,000	(1)	3	(1)	41,200	(1)
400-699	18	12	2	8,525	5,715	1,050	18	12	69,706	33,645	15,185	18	12	2	33,756	12,955	1,500	18	1	23,000	850
700-999	4	2	-----	3,200	1,650	-------	4	2	36,470	8,060	----------	4	2	-----	4,300	4,500	-------	4	-----	3,000	-------
1000-2499	4	2	1	4,400	2,700	1,000	4	2	37,070	30,495	9,000	4	2	1	8,850	6,300	4,000	4	1	6,300	3,000
2500 and over	3	1	-----	21,700	3,800	-------	3	1	157,600	30,000	----------	3	1	-----	60,800	8,000	-------	3	-----	41,200	-------
Wilson																					
Total	3,754	3,904	3,852	103,530	138,252	88,196	3,605	3,870	398,808	372,876	404,991	3,590	3,852	3,738	254,944	277,058	220,510	1,006	1,024	31,285	27,297
None	-----	-----	-----	-------	-------	-------	27	1	1,487	30	379	28	2	14	1,159	87	374	9	6	206	70
Under 25	1,915	1,285	3,535	26,488	19,815	67,152	1,790	1,266	113,545	53,441	292,253	1,764	1,253	3,408	82,284	49,451	178,355	399	881	8,536	20,283
25-49	1,318	1,691		41,007	53,883		1,280	1,679	154,601	143,917		1,287	1,678		102,979	113,419		404		11,707	
50-99	442	787	276	25,666	45,976	15,996	430	783	94,584	126,180	83,050	435	778	275	52,452	85,281	33,161	154	112	6,799	4,579
100-199	67	125	36	7,524	13,953	3,888	67	125	24,891	39,653	22,344	65	125	36	12,645	22,595	6,820	33	20	2,932	1,585
200 and over	12	16	5	2,845	4,625	1,160	11	16	9,700	9,655	6,965	11	16	5	3,425	6,225	1,800	7	5	1,105	780
Yadkin																					
Total	2,707	2,770	2,500	58,404	95,159	67,895	2,595	2,695	378,419	345,144	442,487	2,561	2,652	2,477	195,535	186,983	183,504	1,477	1,721	87,271	74,800
None	-----	-----	-----	-------	-------	-------	10	11	9,345	1,585	210	13	13	2	14,126	670	45	9	1	12,688	12
Under 25	1,616	1,031	2,225	24,178	15,601	46,457	1,544	972	139,083	52,366	299,342	1,493	948	2,202	80,283	36,481	140,663	746	1,487	29,920	55,016
25-49	868	1,229		26,622	39,168		822	1,206	120,202	132,107		835	1,190		62,659	79,267		544		23,518	
50-99	186	417	224	10,719	24,661	13,065	183	413	50,933	76,108	77,458	183	409	222	22,427	39,715	26,941	144	185	11,161	12,165
100-199	28	73	40	3,335	8,593	4,498	28	73	22,091	40,529	32,037	28	72	40	8,325	15,020	6,730	25	37	5,537	3,047
200-399	6	16	8	1,725	4,086	1,875	5	16	10,165	26,545	12,960	6	16	8	4,515	9,930	3,225	6	8	2,397	1,160
400 and over	3	4	3	1,825	3,050	2,000	3	4	26,600	15,904	20,480	3	4	3	3,200	5,900	5,900	3	3	2,050	3,400
Yancey																					
Total	2,485	2,526	1,886	55,016	56,556	36,179	2,344	2,400	283,517	269,757	226,409	2,324	2,329	1,779	128,063	139,917	100,931	1,469	1,344	51,542	47,807
None	-----	-----	-----	-------	-------	-------	22	14	1,725	1,096	1,042	26	18	18	1,165	1,046	746	20	13	709	407
Under 25	1,641	1,605	1,806	22,727	22,349	31,353	1,493	1,475	118,313	107,922	191,638	1,473	1,413	1,683	61,434	65,396	91,755	841	1,264	22,008	43,333
25-49	691	773		21,310	24,339		678	764	100,228	117,832		674	752		45,716	56,082		486		18,874	
50-99	132	130	74	7,526	7,553	4,211	131	130	33,634	33,832	29,519	131	128	72	14,323	14,063	7,665	105	61	7,022	3,787
100-199	15	16	6	1,728	1,815	615	14	15	11,074	6,875	4,210	14	16	6	2,125	2,430	765	11	6	769	280
200 and over	6	2	-----	1,725	500	-------	6	2	18,543	2,200	----------	6	2	-----	3,300	900	-------	6	-----	2,160	-------
NORTH DAKOTA																					
Total	61,953	70,273	69,395	3,601,116	3,469,449	4,794,834	59,069	58,806	19,267,641	19,794,689	27,888,607	57,976	54,198	68,230	6,496,383	5,693,229	8,176,575	28,898	36,949	1,807,838	2,662,284
None	-----	-----	-----	-------	-------	-------	377	957	99,236	172,519	115,869	462	933	427	66,299	65,583	45,890	368	298	50,983	29,316
Under 25	7,590	12,904	23,755	122,348	200,304	684,725	6,377	11,852	684,049	1,451,177	4,276,406	5,684	9,754	22,668	273,304	457,757	1,302,706	1,452	7,264	67,325	322,826
25-49	20,338	25,984		701,035	874,997		19,256	25,183	3,846,014	5,333,190		18,832	23,623		1,368,207	1,607,482		7,020		290,140	
50-99	24,791	24,598	29,118	1,568,756	1,520,452	1,895,270	24,021	24,148	8,185,797	8,452,905	11,021,691	24,002	23,362	28,749	2,828,003	2,397,963	3,339,294	13,494	16,880	733,417	1,019,453
100-199	8,318	6,148	14,675	983,266	711,115	1,768,862	8,141	6,038	5,039,418	3,580,542	9,886,166	8,101	5,904	14,551	1,595,372	952,971	2,843,621	5,815	10,955	515,967	1,031,568

200-399	860	584	1,748	197,725	132,953	394,664	841	573	1,193,536	667,002	2,281,820	840	567	1,738	316,023	175,923	575,042	698	1,467	128,961	230,123
400-799	51	49	(1)	23,436	23,544	(1)	51	49	171,775	117,115	(1)	50	49	(1)	40,775	30,100	(1)	46	(1)	18,460	(1)
800 and over	5	6	(1)	4,550	6,084	(1)	5	6	47,816	20,239	(1)	5	6	(1)	8,400	5,450	(1)	5	(1)	2,585	(1)
400-699	49	44	85	22,036	19,944	38,424	49	44	158,625	101,995	233,588	48	44	83	38,325	26,540	48,598	44	72	17,410	20,401
700-999	6	9	9	4,950	7,144	6,839	6	9	53,766	34,109	37,757	6	9	9	8,850	6,210	12,499	6	8	3,135	4,607
1000 and over	1	2	5	1,000	2,540	6,050	1	2	7,200	1,250	35,310	1	2	5	2,000	2,800	8,925	1	5	500	3,990
Adams																					
Total	563	748	771	25,388	34,552	59,569	548	738	144,685	188,512	397,870	524	667	743	41,618	48,771	89,794	156	445	7,824	30,530
None	----	----	----	----	----	----	3	6	535	2,305	240	4	5	----	259	430	----	2	----	88	----
Under 25	112	147	229	1,814	2,335	6,821	99	138	9,439	17,147	48,212	86	117	213	3,490	5,270	11,188	11	75	435	2,887
25-49	224	296		7,594	9,924		223	291	48,297	59,345		215	267		13,909	17,301		47		2,665	
50-99	188	249	310	11,335	15,253	20,439	184	247	59,704	83,490	131,556	183	229	300	18,063	19,735	32,811	75	189	2,779	10,904
100 and over	39	56	232	4,645	7,040	32,309	39	56	26,710	26,225	217,862	36	49	230	5,897	6,035	45,795	21	181	1,857	16,739
Barnes																					
Total	1,710	1,910	1,910	110,964	116,382	152,530	1,652	1,850	574,991	727,863	927,419	1,591	1,754	1,886	185,393	205,141	254,877	1,001	1,309	69,846	113,380
None	----	----	----	----	----	----	8	16	3,271	3,635	6,175	13	21	10	2,797	1,766	2,295	13	12	2,385	1,990
Under 25	162	245	483	2,644	3,648	13,629	136	219	16,115	32,392	100,564	117	181	463	5,643	10,198	29,312	46	195	2,031	10,416
25-49	459	515		16,012	17,783		436	491	86,544	120,364		412	461		28,884	37,224		212		8,939	
50-99	740	827	820	47,745	52,018	54,505	728	808	242,252	320,839	339,747	707	780	812	78,071	94,716	93,215	463	585	27,422	38,971
100-199	314	289	529	36,372	33,985	63,838	311	282	181,237	203,493	363,021	307	277	524	55,973	49,807	102,587	235	445	22,024	48,182
200 and over	35	34	78	8,191	8,950	20,558	33	34	45,572	47,140	117,912	35	34	77	14,025	11,430	27,468	32	72	7,045	13,821
Benson																					
Total	1,357	1,581	1,538	77,796	76,846	94,712	1,257	1,549	417,504	494,032	538,890	1,266	1,408	1,509	126,946	114,784	137,702	736	751	49,218	46,734
None	----	----	----	----	----	----	10	26	1,794	5,166	2,591	14	21	9	1,377	1,899	959	13	10	1,107	871
Under 25	180	314	595	2,877	4,806	16,095	142	279	17,608	35,379	98,185	128	219	572	6,562	10,405	26,080	38	163	2,600	6,301
25-49	443	583		15,219	19,273		408	547	84,586	131,939		415	503		27,687	29,895		199		10,240	
50-99	541	558	661	34,541	34,614	43,044	512	552	185,210	212,912	239,358	522	524	651	56,536	50,009	63,223	343	382	21,383	21,450
100-199	174	134	262	20,581	15,408	31,148	168	133	104,309	87,661	171,795	168	129	258	27,322	19,241	41,735	126	183	11,020	16,132
200 and over	19	12	20	4,578	2,745	4,425	17	12	23,997	20,975	28,961	19	12	19	7,462	3,335	5,705	17	13	2,868	1,980
Billings																					
Total	418	539	494	14,171	17,589	23,983	392	536	94,549	108,885	147,528	396	509	479	32,935	37,489	42,435	108	193	4,145	10,277
None	----	----	----	----	----	----	1	7	25	805	120	1	4	1	25	150	200	----	----	----	----
Under 25	116	183	272	1,900	3,017	7,948	99	176	12,882	21,933	50,690	99	159	258	5,032	7,467	13,697	19	76	350	2,622
25-49	223	258		7,239	8,370		217	256	48,842	54,640		220	248		17,286	18,704		52		1,715	
50-99	68	89	179	4,002	5,203	11,036	66	88	28,361	27,524	65,925	67	89	177	8,627	9,273	19,225	31	88	1,520	4,391
100 and over	9	9	43	1,030	999	4,979	9	9	6,439	3,983	30,793	9	9	43	1,965	1,895	9,313	6	29	560	3,264
Bottineau																					
Total	1,727	1,862	1,859	91,839	89,199	118,696	1,626	1,808	562,972	501,214	692,532	1,604	1,676	1,846	139,116	119,443	172,364	869	938	46,041	57,500
None	----	----	----	----	----	----	9	42	1,237	7,422	1,942	10	36	5	1,475	1,687	555	7	7	1,265	910
Under 25	240	356	670	3,893	5,410	19,005	204	321	21,918	39,752	121,081	178	244	660	5,953	9,550	32,378	53	201	1,670	7,970
25-49	590	692		20,268	23,678		553	650	127,740	134,361		542	620		32,540	35,575		238		9,294	
50-99	720	654	818	46,009	40,790	52,840	691	638	284,863	223,020	307,388	699	621	811	69,109	52,963	75,870	441	470	23,758	25,443
100-199	185	151	343	18,849	17,336	40,711	158	148	110,587	85,954	224,573	163	147	342	25,948	17,673	54,916	120	240	8,510	20,575
200 and over	12	9	28	2,820	1,985	6,140	11	9	18,627	10,705	37,548	12	8	28	4,091	1,995	8,645	10	20	1,544	2,602
Bowman																					
Total	492	642	639	24,092	27,286	40,142	486	631	139,975	139,956	231,360	467	560	635	41,697	35,737	58,438	157	284	6,598	15,744
None	----	----	----	----	----	----	3	3	680	425	380	1	2	2	100	245	50	2	2	90	270
Under 25	75	160	270	1,247	2,669	7,938	70	151	7,804	18,422	47,918	59	109	264	2,822	3,939	12,577	8	71	255	2,558
25-49	197	249		6,821	8,301		195	245	42,632	48,796		189	227		12,778	13,423		62		2,098	
50-99	185	197	263	11,604	11,891	17,485	183	196	64,698	56,855	100,389	183	188	263	19,583	14,481	25,020	66	126	2,320	6,560
100 and over	35	36	106	4,420	4,425	14,719	35	36	24,161	17,458	82,673	35	34	106	6,414	3,649	20,791	19	85	1,835	6,356

[1] Comparison with later censuses may be found in groups below beginning with 400-699.

COUNTY TABLE 1.—CHICKENS ON FARMS 1940, 1935, AND 1930; CHICKEN EGGS PRODUCED AND CHICKENS RAISED 1939, 1934, AND 1929; AND CHICKENS SOLD, 1939 AND 1929; CLASSIFIED BY NUMBER ON HAND—Continued

(Chickens on hand over 4 months old Apr. 1, 1940 and over 3 months old Jan. 1, 1935 and Apr. 1, 1930)

STATE OR COUNTY AND NUMBER OF CHICKENS ON HAND	CHICKENS ON HAND						CHICKEN EGGS PRODUCED					CHICKENS RAISED						CHICKENS SOLD			
	Farms reporting			Number			Farms reporting		Dozens			Farms reporting			Number			Farms reporting		Number	
	1940 (Apr.1)	1935 (Jan.1)	1930 (Apr.1)	1940 (Apr. 1)	1935 (Jan. 1)	1930 (Apr. 1)	1939	1934	1939	1934	1929	1939	1934	1929	1939	1934	1929	1939	1929	1939	1929
NORTH DAKOTA—Continued																					
Burke																					
Total	923	1,183	1,148	38,948	51,435	70,567	869	1,185	203,391	279,799	385,801	856	1,063	1,128	54,666	60,232	85,501	310	380	12,238	19,220
None	—	—	—	—	—	—	8	24	1,260	3,900	1,757	7	20	6	365	1,010	610	4	7	174	568
Under 25	188	247	481	3,103	3,741	13,642	162	239	16,798	25,066	77,451	145	172	463	4,748	5,361	19,702	22	76	897	2,528
25-49	423	462		14,376	15,270		396	458	76,323	91,573		398	426		20,325	20,405		116		3,364	
50-99	272	403	465	16,526	24,032	29,994	263	395	81,495	120,681	166,334	267	380	458	22,848	26,778	35,681	144	184	5,858	7,911
100-199	37	66	181	4,243	7,317	21,906	37	65	22,411	35,804	112,729	36	60	180	5,150	6,018	24,418	21	98	1,535	6,566
200 and over	3	5	21	700	1,075	5,025	3	4	5,104	2,775	27,530	3	5	21	1,230	660	5,090	3	15	410	1,647
Burleigh																					
Total	1,043	1,155	1,193	59,469	46,831	78,224	965	1,157	285,425	274,606	458,699	945	1,067	1,140	107,408	91,915	139,618	410	598	27,235	43,043
None	—	—	—	—	—	—	8	36	1,777	6,976	4,310	6	36	7	830	3,961	680	5	8	566	965
Under 25	152	347	468	2,489	5,434	13,201	120	326	13,947	39,051	85,033	111	276	415	7,200	14,807	28,190	24	143	2,291	7,046
25-49	337	461		11,627	15,166		303	451	51,826	87,551		297	421		21,899	30,167		86		3,805	
50-99	406	277	473	25,677	16,664	30,555	388	275	113,490	90,089	187,178	388	270	469	43,844	30,269	57,929	198	262	10,093	17,160
100-199	130	65	226	15,062	7,718	26,946	128	64	73,834	42,015	141,594	127	59	223	25,830	10,461	41,855	85	162	6,523	13,403
200 and over	18	5	26	4,414	1,849	7,522	18	5	30,551	8,924	40,584	18	5	26	7,805	2,250	10,964	12	23	3,957	4,469
Cass																					
Total	2,219	2,315	2,343	179,166	186,238	196,755	2,076	2,228	1,005,725	873,526	1,170,663	2,062	2,176	2,327	346,523	288,347	368,810	1,430	1,651	136,781	156,743
None	—	—	—	—	—	—	18	18	9,049	4,194	2,687	28	25	20	8,370	2,192	2,780	24	16	6,615	1,845
Under 25	130	161	555	2,083	2,527	16,810	94	147	11,295	19,686	107,862	80	122	536	7,537	7,631	38,885	40	236	4,064	14,132
25-49	411	468		14,352	15,723		364	435	77,044	79,598		353	405		27,456	28,028		159		7,959	
50-99	957	986	968	62,464	72,311	64,307	909	946	341,630	304,234	401,242	910	942	956	126,891	105,719	130,697	621	694	46,432	53,030
100-199	620	595	702	73,734	70,034	85,682	594	577	379,405	330,407	488,514	592	578	698	130,864	103,232	147,117	499	599	52,796	65,453
200-399	93	96	108	21,393	21,300	25,131	89	94	135,867	104,781	143,977	91	95	107	35,105	31,705	40,631	79	96	14,680	17,675
400-799	5	9	(1)	2,390	4,343	(1)	5	9	20,185	30,626	(1)	5	9	(1)	4,500	9,840	(1)	5	(1)	2,250	(1)
800 and over	3	—	(1)	2,750	—	(1)	3	—	31,250	—	(1)	3	—	(1)	5,800	—	(1)	3	(1)	1,985	(1)
400-699	5	8	9	2,390	3,643	4,025	5	8	20,185	24,676	25,781	5	8	9	4,500	8,240	5,900	5	9	2,250	3,408
700 and over	3	1	1	2,750	700	800	3	1	31,250	5,950	600	3	1	1	5,800	1,600	2,600	3	1	1,985	1,200
Cavalier																					
Total	1,725	1,789	1,798	85,215	77,643	112,562	1,655	1,760	531,154	445,841	708,218	1,594	1,629	1,786	132,990	105,357	172,399	778	1,005	39,378	60,308
None	—	—	—	—	—	—	12	19	2,995	2,627	1,222	13	15	4	907	1,084	410	9	4	478	214
Under 25	261	344	690	4,062	5,274	19,933	231	318	26,856	40,741	134,487	190	246	676	6,596	8,200	34,213	46	223	1,446	9,827
25-49	651	750		22,330	25,153		614	731	136,895	143,995		598	695		34,723	36,464		236		8,335	
50-99	665	606	769	41,041	36,492	49,897	651	604	252,721	200,506	327,291	649	589	767	66,422	48,141	76,635	392	498	21,190	25,497
100-199	139	86	307	15,627	9,649	35,747	138	85	92,615	51,120	208,800	135	81	307	21,402	10,268	53,420	88	252	6,407	21,177
200 and over	9	3	32	2,155	1,075	6,985	9	3	19,072	6,852	36,418	9	3	32	2,940	1,200	7,721	7	28	1,522	3,593
Dickey																					
Total	1,108	1,230	1,243	67,208	62,922	101,324	1,046	1,202	286,970	355,247	584,001	1,024	1,085	1,215	137,194	121,120	209,055	567	828	41,827	82,518
None	—	—	—	—	—	—	3	17	526	2,790	1,037	7	20	4	1,532	2,328	1,145	6	4	1,297	1,065
Under 25	142	233	321	2,326	3,446	9,471	117	210	10,737	25,287	61,849	101	162	300	5,530	10,464	23,181	23	145	1,555	8,548
25-49	340	435		11,939	14,579		318	423	51,981	93,349		311	381		28,156	30,656		135		7,184	
50-99	435	416	508	27,903	25,313	34,004	422	408	117,126	146,635	186,916	418	384	501	54,780	46,772	77,781	251	346	14,508	30,568
100-199	171	132	362	20,305	15,109	44,772	166	130	82,887	64,806	257,395	167	126	358	37,946	26,240	84,063	134	292	13,419	33,341
200 and over	20	14	52	4,735	4,475	13,077	20	14	23,713	22,380	76,804	20	12	52	9,250	4,660	22,885	18	41	3,864	8,996

Divide																				
Total	982	1,276	1,281	46,525	59,093	77,721	942	1,260	230,508	323,025	450,176	919	1,112	1,276	65,580	65,407	101,504	317	479	14,979	25,445
None							3	11	590	1,816	725	8	7	4	885	353	420	7	4	750	376
Under 25	160	228	535	2,611	3,598	15,258	137	214	12,581	24,053	102,989	119	164	527	3,967	3,563	22,297	14	114	460	3,754
25-49	411	512		13,990	17,178		400	504	71,499	94,424		389	449		20,183	21,834		110		4,053	
50-99	349	445	541	21,534	26,999	34,302	340	442	99,284	145,375	198,780	342	411	540	28,752	30,661	43,429	145	225	6,008	10,402
100-199	53	83	182	5,870	9,108	22,310	53	81	28,719	49,241	117,152	53	73	182	8,093	7,991	27,863	36	121	2,445	8,617
200 and over	9	8	23	2,520	2,210	5,851	9	8	17,835	8,116	30,530	8	8	23	3,700	1,005	7,495	5	15	1,263	2,296
Dunn																					
Total	1,197	1,360	1,273	60,030	53,198	79,583	1,178	1,353	294,337	270,036	443,289	1,150	1,272	1,265	127,338	108,386	203,650	462	450	20,114	28,193
None							4	24	1,300	4,697	200	4	24	3	275	1,544	181	2	1	92	125
Under 25	170	338	490	2,802	5,156	14,098	158	318	14,112	30,713	88,762	144	273	485	6,428	12,699	27,715	27	95	558	3,787
25-49	473	614		16,059	20,140		467	605	80,932	112,336		455	580		37,765	44,006		140		5,374	
50-99	438	346	546	26,982	20,840	35,286	434	344	128,615	95,057	198,516	432	336	540	56,300	40,441	123,166	221	224	9,760	12,242
100-199	112	61	217	13,312	6,862	25,699	111	61	65,061	26,513	133,477	111	59	217	25,595	9,696	45,088	72	130	4,330	12,039
200 and over	4	1	20	875	200	4,500	4	1	4,317	720	22,334	4	——	20	975	-------	7,500				
Eddy																					
Total	570	620	624	29,094	26,580	39,336	535	606	137,342	126,786	216,333	525	557	621	54,010	42,491	69,148	278	362	20,072	27,471
None							8	12	4,233	1,058	450	6	11	4	1,285	357	335	6	2	1,235	140
Under 25	95	144	246	1,523	2,131	6,938	78	134	7,243	12,548	43,089	67	108	241	2,757	4,663	14,120	21	90	932	4,601
25-49	219	244		7,534	8,027		203	254	35,567	40,939		200	223		16,130	13,711		93		6,678	
50-99	199	192	267	12,742	11,357	17,013	190	187	57,074	54,064	88,047	195	178	266	22,372	16,920	29,618	124	178	7,644	11,812
100-199	53	35	99	6,445	3,905	11,705	52	34	26,870	14,190	62,652	53	32	98	10,486	5,290	19,135	31	82	3,033	8,594
200 and over	4	5	12	850	1,160	3,680	4	5	6,355	3,987	22,095	4	5	12	980	1,550	5,940	3	10	550	2,324
Emmons																					
Total	1,278	1,446	1,450	67,668	64,980	109,070	1,226	1,411	351,626	357,987	639,426	1,219	1,320	1,431	160,207	130,477	223,914	495	737	20,147	50,690
None							1	14	100	3,000	620	1	12	2	300	444	90	1	2	100	68
Under 25	157	287	443	2,558	4,662	13,324	138	265	15,057	32,841	86,135	127	221	428	9,381	11,395	34,661	37	127	961	5,466
25-49	466	583		16,228	19,611		448	566	88,663	118,632		445	544		48,848	45,220		142		5,380	
50-99	523	475	573	33,196	28,746	38,508	510	467	161,352	150,033	222,139	515	451	571	75,196	58,381	85,215	251	303	9,990	18,067
100 and over	132	101	434	15,686	11,961	57,238	129	99	86,454	53,481	330,532	131	92	430	26,482	15,037	103,948	64	305	3,716	27,089
Foster																					
Total	570	626	632	32,606	26,561	44,037	530	823	140,578	148,643	268,360	535	578	637	63,114	50,757	84,620	280	407	18,287	34,884
None							4	23	360	3,345	3,495	6	19	14	491	1,664	1,424	3	11	250	1,075
Under 25	59	142	203	1,011	2,173	5,938	49	129	5,063	14,256	35,246	41	106	197	2,052	5,927	13,709	11	83	459	5,269
25-49	173	260		5,970	8,638		160	250	23,002	46,076		159	238		12,602	17,960		70		3,482	
50-99	273	189	270	17,264	11,385	17,449	256	186	73,356	61,206	99,403	267	181	267	33,154	18,751	32,480	149	182	8,525	13,264
100-199	59	32	142	6,861	3,565	16,865	55	32	30,597	19,780	103,839	56	31	142	11,890	5,705	29,472	41	116	4,346	11,913
200 and over	6	3	17	1,500	800	3,785	6	3	8,200	4,000	26,377	6	3	17	2,925	750	7,535	6	15	1,225	3,363
Golden Valley																					
Total	398	504	505	20,612	22,043	27,377	387	501	124,932	144,909	165,623	379	458	493	39,017	43,043	43,848	163	236	9,402	15,081
None							3	6	862	1,833	----------	3	4	-----	806	282	--------	2	1	550	24
Under 25	54	111	221	916	1,716	6,408	50	108	5,101	15,370	38,495	40	91	211	1,915	4,364	10,675	10	65	587	2,678
25-49	145	213		5,173	7,320		140	208	32,351	48,949		139	192		10,725	17,396		53		2,303	
50-99	163	148	230	9,951	9,035	14,399	158	148	57,680	54,237	85,716	161	140	228	18,391	15,942	24,031	78	129	4,477	8,360
100 and over	36	32	54	4,572	3,972	6,570	36	31	28,938	24,520	41,412	36	31	54	7,180	5,059	9,142	20	41	1,485	4,019
Grand Forks																					
Total	1,696	1,784	1,877	106,901	99,761	129,988	1,659	1,722	597,341	544,793	749,685	1,547	1,575	1,841	181,759	134,278	212,621	902	1,181	73,328	86,820
None							19	9	4,941	2,191	1,969	22	12	12	5,932	741	1,027	20	10	5,360	925
Under 25	182	236	588	2,695	3,727	18,714	163	214	15,428	24,169	102,728	118	163	554	5,029	7,283	30,565	44	239	2,087	10,558
25-49	493	601		16,943	19,958		475	575	97,444	116,875		429	526		31,276	28,746		188		11,951	
50-99	709	699	866	45,253	42,866	58,287	693	685	240,593	238,229	324,093	673	641	855	71,185	54,355	91,738	406	583	25,737	33,508
100-199	276	217	371	32,225	25,360	44,427	274	210	176,141	128,088	251,592	269	205	369	52,788	32,398	71,508	211	306	21,540	32,822
200-399	31	29	50	7,155	6,850	11,460	30	27	45,658	32,311	62,403	31	26	49	12,474	10,005	16,095	28	41	5,453	8,177
400 and over	5	2	2	2,650	1,000	1,100	5	2	17,136	2,950	6,900	5	2	2	3,075	750	1,688	5	2	1,200	830

[1] Comparison with later censuses may be found in groups below beginning with 400-699.

COUNTY TABLE 1.—CHICKENS ON FARMS 1940, 1935, AND 1930; CHICKEN EGGS PRODUCED AND CHICKENS RAISED 1939, 1934, AND 1929; AND CHICKENS SOLD, 1939 AND 1929; CLASSIFIED BY NUMBER ON HAND—Continued

(Chickens on hand over 4 months old Apr. 1, 1940 and over 3 months old Jan. 1, 1935 and Apr. 1, 1930)

STATE OR COUNTY AND NUMBER OF CHICKENS ON HAND	CHICKENS ON HAND						CHICKEN EGGS PRODUCED					CHICKENS RAISED						CHICKENS SOLD			
	Farms reporting			Number			Farms reporting		Dozens			Farms reporting			Number			Farms reporting		Number	
	1940 (Apr. 1)	1935 (Jan. 1)	1930 (Apr. 1)	1940 (Apr. 1)	1935 (Jan. 1)	1930 (Apr. 1)	1939	1934	1939	1934	1929	1939	1934	1929	1939	1934	1929	1939	1929	1939	1929
NORTH DAKOTA—Continued																					
Grant																					
Total	1,113	1,354	1,397	67,053	63,138	107,369	1,051	1,350	328,804	356,902	604,017	1,078	1,288	1,354	132,288	124,983	184,343	335	664	15,198	42,732
None	------	------	-----	-------	-------	-------	7	33	2,350	6,302	2,695	9	35	7	612	2,702	660	5	4	385	489
Under 25	100	261	378	1,696	4,043	10,982	79	234	9,599	35,847	74,092	76	200	337	4,386	13,496	23,658	11	103	355	4,886
25-49	361	511		12,700	17,333		338	502	71,539	103,418		347	437		29,257	38,844		76		2,620	
50-99	474	480	593	30,826	29,564	39,250	455	479	145,869	159,758	232,489	469	466	587	60,736	53,721	74,777	163	296	6,429	16,305
100-199	167	97	381	19,406	11,148	46,799	161	97	86,767	47,527	238,816	166	95	379	34,167	15,370	72,438	73	229	4,815	17,972
200 and over	11	5	45	2,425	1,050	10,338	11	5	12,680	4,050	55,925	11	5	44	3,130	850	12,810	7	32	594	3,080
Griggs																					
Total	755	844	860	37,145	35,863	58,263	707	840	180,984	192,144	337,919	674	764	819	54,426	55,428	95,352	384	606	19,016	49,640
None	------	------	-----	-------	-------	-------	9	20	2,081	2,630	1,180	8	18	4	515	1,225	365	12	3	635	240
Under 25	140	186	299	2,103	2,943	8,835	113	177	10,221	17,705	50,049	97	139	264	3,109	5,949	16,018	37	160	1,371	6,975
25-49	277	342		9,299	11,413		255	331	42,661	64,416		247	307		13,827	17,318		119		4,456	
50-99	260	272	358	16,001	16,396	22,950	253	268	75,305	83,876	119,399	248	257	350	22,644	24,516	37,040	159	269	7,570	21,865
100-199	73	43	187	8,392	4,911	22,853	72	43	39,035	22,317	142,153	69	42	185	12,486	5,870	36,061	53	161	3,954	17,765
200 and over	5	1	16	1,350	200	3,625	5	1	11,681	1,200	25,138	5	1	16	1,845	550	5,868	4	13	1,030	2,795
Hettinger																					
Total	890	1,102	1,010	52,899	46,181	78,348	863	1,074	333,002	280,781	469,079	862	1,033	1,006	116,385	97,227	144,296	349	491	17,844	37,081
None	------	------	-----	-------	-------	-------	2	10	902	1,265	900	3	12	3	400	595	190	3	2	355	95
Under 25	76	237	301	1,265	3,845	9,043	65	219	7,882	25,116	55,792	61	190	296	3,318	9,810	21,654	12	87	395	3,564
25-49	288	473		9,993	15,747		276	461	68,000	103,300		275	449		25,569	37,617		84		3,571	
50-99	385	330	436	24,312	19,690	29,144	379	323	155,197	117,161	183,330	383	321	434	55,736	38,564	58,118	177	222	8,863	13,786
100-199	131	60	224	15,254	6,499	27,745	131	59	90,656	32,539	158,644	130	59	224	28,162	10,316	47,794	68	139	4,259	13,871
200 and over	10	2	49	2,075	400	12,416	10	2	10,365	1,400	70,413	10	2	49	3,200	325	16,540	5	41	401	5,765
Kidder																					
Total	886	1,009	1,042	41,698	35,370	68,254	840	1,005	202,814	285,210	395,909	824	958	988	79,971	76,138	125,328	309	546	14,112	38,994
None	------	------	-----	-------	-------	-------	4	30	590	5,038	625	5	29	6	331	1,646	390	6	5	259	182
Under 25	141	335	356	2,190	5,019	10,273	109	317	12,052	52,675	61,668	101	294	314	4,146	15,510	21,737	18	120	707	5,926
25-49	361	431		12,406	14,290		347	421	61,920	115,577		340	404		25,301	32,068		119		3,889	
50-99	331	220	469	20,482	13,026	30,575	327	214	96,380	93,381	189,896	326	208	457	40,363	23,339	59,602	136	269	6,624	18,401
100-199	49	21	196	5,600	2,355	22,836	49	21	26,952	16,769	119,724	48	21	190	8,015	3,300	37,199	26	138	1,633	12,315
200 and over	4	2	21	1,020	680	4,570	4	2	4,920	1,770	23,996	4	2	21	1,815	275	6,400	4	14	1,000	2,170
La Moure																					
Total	1,208	1,429	1,395	73,276	81,474	107,305	1,143	1,350	378,141	455,702	605,040	1,123	1,339	1,385	123,642	160,388	205,314	525	934	28,592	85,456
None	------	------	-----	-------	-------	-------	8	24	1,500	4,890	3,727	6	28	11	331	3,209	1,556	5	6	200	923
Under 25	118	210	379	1,954	3,192	10,779	94	172	10,089	23,906	68,578	81	150	367	3,944	10,049	25,635	20	149	777	8,115
25-49	362	441		12,494	15,086		334	410	64,781	93,563		327	404		23,078	37,053		109		4,424	
50-99	519	562	574	32,215	35,153	37,877	500	535	161,528	195,198	216,183	504	546	570	57,477	67,504	76,191	250	384	11,675	28,697
100-199	188	192	397	21,561	22,148	48,474	186	185	112,239	103,945	260,036	184	189	392	32,260	35,558	86,822	124	352	9,817	40,360
200 and over	21	24	45	5,052	5,895	10,175	21	24	28,004	34,200	56,516	21	22	45	6,552	7,015	15,110	17	43	1,699	7,361

Logan																				
Total	943	1,029	1,000	47,776	44,324	75,254	896	991	241,831	238,150	414,368	911	987	957	102,371	91,673	138,419	436	502	16,989	32,080
None	-----	-----	-----	-------	-------	-------	-----	12	-------	1,733	3,900	5	16	5	340	932	1,265	----	3	-------	915
Under 25	111	210	269	1,803	3,378	8,074	87	185	9,042	20,833	46,995	90	182	232	4,672	10,116	16,945	23	62	681	3,075
25-49	360	446		12,457	14,712		343	424	65,572	81,148		346	426		30,530	33,763		139		4,500	
50-99	408	332	452	25,798	20,455	29,781	402	329	124,642	110,633	167,951	406	323	442	54,364	39,981	57,367	229	228	9,201	11,776
100-199	61	34	248	7,118	3,824	30,094	61	34	37,207	16,281	153,459	61	33	247	11,765	4,651	52,732	45	209	2,607	16,314
200 and over	3	7	31	600	1,955	7,305	3	7	5,368	7,522	42,063	3	7	31	700	2,230	10,110				
McHenry																					
Total	1,701	1,920	1,875	91,848	89,232	119,183	1,619	1,857	495,912	460,819	677,626	1,603	1,761	1,862	160,791	144,429	200,162	745	868	38,539	54,390
None	-----	-----	-----	-------	-------	-------	15	13	2,877	2,603	3,332	21	15	11	2,233	683	1,082	13	9	1,125	531
Under 25	230	357	704	3,593	5,589	21,300	193	313	19,877	31,728	137,117	167	268	682	7,836	13,138	41,557	48	181	2,059	8,114
25-49	591	746		20,454	25,226		556	722	111,214	128,020		550	687		39,250	45,043		202		7,634	
50-99	679	671	826	43,061	41,052	54,013	656	663	229,000	218,566	289,900	672	648	824	76,199	63,956	94,147	365	438	18,703	24,587
100-199	186	140	319	21,210	16,090	37,680	184	140	111,971	76,667	208,279	179	137	319	31,203	19,359	56,445	111	219	8,183	17,893
200 and over	15	6	26	3,530	1,275	6,190	15	6	20,973	3,235	38,998	14	6	26	4,070	2,250	6,951	6	21	835	3,265
McIntosh																					
Total	1,009	1,087	962	52,593	49,284	77,529	958	1,085	219,663	274,073	451,856	979	1,062	978	121,385	104,069	162,883	383	515	11,915	26,439
None	-----	-----	-----	-------	-------	-------	1	16	180	2,223	1,780	2	15	31	140	1,155	3,490	2	9	80	638
Under 25	98	195	194	1,660	3,180	6,016	78	181	6,958	22,584	34,055	79	176	187	5,225	11,032	18,839	17	54	355	1,938
25-49	406	437		14,276	14,851		379	434	57,375	93,659		395	422		39,224	36,684		134		3,304	
50-99	416	397	449	26,009	24,266	30,115	411	396	107,432	126,602	174,346	414	391	442	58,454	46,083	66,609	182	242	5,715	10,655
100 and over	89	58	319	10,648	6,987	41,398	89	58	47,718	29,005	241,715	89	58	318	18,342	9,115	73,945	48	210	2,461	13,208
McKenzie																					
Total	1,227	1,586	1,436	51,924	60,638	69,804	1,175	1,579	306,747	373,799	403,531	1,159	1,441	1,426	87,542	91,629	99,944	281	378	14,103	20,006
None	-----	-----	-----	-------	-------	-------	2	31	401	6,154	896	3	29	7	120	1,924	405	1	6	12	230
Under 25	280	412	797	4,637	6,609	22,372	252	391	28,539	52,086	134,888	229	314	786	8,616	13,006	33,793	27	128	602	5,669
25-49	531	726		17,927	24,344		512	711	105,721	154,796		517	669		31,902	38,229		116		5,206	
50-99	350	396	510	21,152	23,171	31,800	344	394	123,343	130,987	180,924	346	379	506	33,444	31,179	44,932	108	179	5,430	9,543
100-199	62	48	124	7,308	5,585	14,342	61	48	38,553	25,306	79,393	60	46	123	11,810	6,041	18,964	26	61	2,393	3,984
200 and over	4	4	5	900	929	1,290	4	4	10,190	4,470	7,430	4	4	4	1,650	1,250	1,850	3	4	460	580
McLean																					
Total	1,961	2,223	2,096	114,774	108,862	133,020	1,879	2,177	521,911	658,356	767,287	1,851	1,997	2,071	204,290	159,965	223,780	852	959	45,191	60,219
None	-----	-----	-----	-------	-------	-------	8	13	1,285	2,235	1,660	11	12	13	977	591	770	11	4	714	365
Under 25	192	384	748	3,010	6,024	21,581	150	356	12,254	44,448	131,248	133	277	720	4,886	11,592	42,313	27	200	1,150	9,968
25-49	596	809		20,696	27,486		571	787	99,805	189,202		554	730		38,835	45,098		198		7,016	
50-99	881	856	947	55,838	53,110	61,433	862	847	243,955	319,876	355,750	866	811	940	106,455	77,642	106,136	446	508	23,402	28,101
100-199	280	161	374	32,598	18,492	43,941	276	161	150,080	93,739	244,165	275	154	371	49,422	21,918	66,331	164	228	12,115	19,145
200 and over	12	13	27	2,632	3,750	6,065	12	13	14,532	8,856	34,464	12	13	27	3,715	3,123	8,230	6	19	814	2,640
Mercer																					
Total	987	1,070	995	65,195	49,545	74,211	954	1,033	319,245	286,363	437,996	951	1,034	988	132,518	97,086	121,952	421	402	18,432	20,651
None	-----	-----	-----	-------	-------	-------	7	5	1,480	631	600	8	9	1	1,080	660	30	3	1	107	24
Under 25	73	210	281	1,304	3,329	8,588	60	187	7,586	21,878	56,042	56	181	278	2,666	9,310	16,910	6	66	86	1,887
25-49	275	418		9,806	14,443		256	405	55,708	82,122		259	410		23,645	31,984		92		2,770	
50-99	439	352	427	28,549	21,368	28,288	433	350	143,921	111,287	174,785	433	345	424	60,571	39,167	51,527	205	187	8,202	9,630
100-199	184	88	260	21,811	9,965	30,991	182	87	91,462	49,352	167,569	179	87	259	38,616	15,315	45,260	104	132	6,181	7,256
200 and over	16	2	27	3,725	440	6,344	16	1	19,090	1,095	39,000	16	2	26	5,940	650	8,225	11	16	1,086	1,854
Morton																					
Total	1,598	1,809	1,696	95,270	86,758	119,246	1,483	1,780	516,872	482,910	676,504	1,499	1,708	1,677	190,109	169,798	210,037	643	784	35,860	45,287
None	-----	-----	-----	-------	-------	-------	3	4	836	470	560	5	3	2	1,880	135	150	2	3	1,500	108
Under 25	143	264	520	2,314	4,132	15,697	106	243	13,651	25,621	93,263	107	209	508	6,740	10,435	31,658	26	140	1,503	5,685
25-49	508	760		17,663	25,783		472	754	100,981	141,055		468	726		38,960	57,408		144		4,740	
50-99	696	635	767	43,648	38,830	50,471	657	630	229,046	215,173	282,885	677	622	760	87,518	75,733	93,996	318	376	14,418	20,361
100-199	233	139	377	26,760	15,413	45,843	227	138	134,965	81,996	261,231	225	137	375	45,986	21,812	74,818	137	242	10,200	16,821
200-399	15	10	32	3,385	2,200	7,235	15	10	24,413	14,595	38,565	14	10	32	6,325	3,575	9,415	13	23	2,399	2,312
400 and over	3	1	-----	1,500	400	--------	3	1	12,980	4,000	--------	3	1	-----	2,700	700	--------	3	-----	1,100	--------

COUNTY TABLE 1.—CHICKENS ON FARMS 1940, 1935, AND 1930; CHICKEN EGGS PRODUCED AND CHICKENS RAISED 1939, 1934, AND 1929; AND CHICKENS SOLD, 1939 AND 1929; CLASSIFIED BY NUMBER ON HAND—Continued

(Chickens on hand over 4 months old Apr. 1, 1940 and over 3 months old Jan. 1, 1935 and Apr. 1, 1930)

STATE OR COUNTY AND NUMBER OF CHICKENS ON HAND	CHICKENS ON HAND						CHICKEN EGGS PRODUCED					CHICKENS RAISED						CHICKENS SOLD			
	Farms reporting			Number			Farms reporting		Dozens			Farms reporting			Number			Farms reporting		Number	
	1940 (Apr.1)	1935 (Jan.1)	1930 (Apr.1)	1940 (Apr. 1)	1935 (Jan. 1)	1930 (Apr. 1)	1939	1934	1939	1934	1929	1939	1934	1929	1939	1934	1929	1939	1929	1939	1929
NORTH DAKOTA—Continued																					
Mountrail																					
Total	1,397	1,771	1,729	64,811	82,023	93,881	1,324	1,726	297,885	472,086	521,985	1,285	1,579	1,592	95,498	96,824	130,054	480	701	20,560	38,668
None							3	17	191	2,686	4,022	2	12	10	115	495	671	2	7	90	513
Under 25	251	319	829	4,009	4,968	23,470	219	293	21,342	31,671	135,723	189	223	729	7,561	7,081	33,811	37	220	1,952	8,667
25-49	561	691		19,223	23,366		530	673	90,725	153,552		525	618		27,863	30,115		143		4,384	
50-99	492	653	702	30,291	39,994	45,193	480	639	138,911	218,861	253,017	479	619	663	42,807	45,528	60,954	222	348	9,627	17,801
100-199	88	100	184	10,228	11,370	21,573	87	96	41,977	51,926	113,033	85	99	177	16,127	11,330	29,775	53	115	4,247	10,024
200 and over	5	8	14	1,060	2,325	3,645	5	8	4,739	13,390	16,190	5	8	13	1,025	2,275	4,843	3	11	260	1,663
Nelson																					
Total	1,072	1,122	1,164	54,498	48,025	74,894	1,037	1,109	290,739	288,941	437,203	989	987	1,163	90,793	71,205	115,498	584	680	37,235	45,801
None							9	29	1,529	3,449	1,515	10	30	7	1,833	2,464	234	11	4	1,580	143
Under 25	160	236	425	2,530	3,526	11,962	142	212	13,557	23,634	71,904	116	154	420	4,981	5,836	19,323	45	150	2,059	5,350
25-49	407	473		13,966	15,784		390	463	73,372	102,649		379	417		25,634	24,504		192		9,295	
50-99	415	354	513	26,082	21,495	32,871	407	348	134,510	118,871	192,890	398	330	510	41,063	29,931	51,554	274	338	17,535	20,619
100-199	81	53	204	9,415	5,970	24,316	80	51	53,202	34,063	138,764	77	51	204	13,282	7,260	35,437	56	166	5,481	15,428
200 and over	9	6	22	2,505	1,250	5,745	9	6	14,569	6,275	32,130	9	5	22	4,000	1,210	8,950	6	22	1,285	4,261
Oliver																					
Total	602	676	642	35,251	31,724	42,281	554	670	161,667	171,430	246,971	558	650	637	65,430	57,634	72,381	237	301	10,438	15,133
None							1	3	365	380		3	3		259	77		1		150	
Under 25	62	117	216	1,060	1,903	6,746	41	112	3,826	14,332	41,014	45	107	213	2,167	4,808	14,018	3	66	199	2,724
25-49	189	293		6,701	10,067		175	290	30,045	50,599		174	281		13,757	19,892		60		1,664	
50-99	275	224	298	17,364	13,844	19,362	265	223	81,668	67,602	116,314	263	217	297	33,494	24,650	34,414	128	154	5,197	7,280
100-199	68	39	123	8,106	4,610	15,083	64	39	34,163	26,422	83,133	66	39	122	12,323	6,407	22,849	39	79	2,467	5,009
200 and over	8	3	5	2,020	1,300	1,100	8	3	11,600	12,095	6,510	7	3	5	3,430	1,800	1,100	6	2	761	120
Pembina																					
Total	1,480	1,563	1,561	81,269	72,120	88,939	1,432	1,530	489,139	517,682	527,260	1,383	1,375	1,544	133,120	94,404	144,742	645	862	38,879	55,561
None							7	23	2,799	3,280	1,730	11	21	12	2,815	1,367	746	7	10	2,156	490
Under 25	171	293	697	2,746	4,579	20,097	152	269	15,967	34,551	121,400	126	195	676	4,927	6,594	35,621	26	266	815	10,197
25-49	522	604		17,891	19,992		500	584	106,004	141,093		480	536		29,772	27,438		175		6,696	
50-99	606	543	647	37,685	32,733	40,827	592	531	223,368	230,883	234,439	587	506	639	61,592	43,183	67,275	308	414	17,918	26,300
100-199	171	115	198	20,547	12,916	23,210	171	115	125,757	92,600	135,419	169	109	198	30,289	13,722	35,115	121	155	10,429	15,922
200 and over	10	8	19	2,400	1,900	4,805	10	8	15,244	15,275	34,272	10	8	19	3,725	2,100	5,985	8	17	865	2,652
Pierce																					
Total	1,026	1,137	1,029	53,724	53,515	61,483	973	1,119	338,176	308,900	372,619	976	1,064	1,066	110,380	91,182	106,045	550	365	34,739	21,397
None							8	14	1,375	1,726	18,980	9	11	57	515	863	5,577	7	17	174	1,092
Under 25	131	189	425	2,138	2,917	11,946	112	175	15,619	20,873	74,389	101	138	410	5,304	5,536	22,528	37	63	1,290	2,268
25-49	385	453		13,389	15,540		365	442	90,945	97,934		362	430		28,216	28,411		159		8,038	
50-99	405	412	433	25,562	25,239	27,629	388	406	158,184	141,467	149,724	399	403	430	53,171	41,472	44,683	268	179	16,550	9,360
100-199	100	79	158	11,545	8,924	18,858	95	78	65,808	41,300	111,580	100	78	156	20,824	13,600	28,272	76	100	7,809	7,357
200 and over	5	4	13	1,090	895	3,050	5	4	6,245	5,600	17,946	5	4	13	2,350	1,300	4,985	3	6	878	1,320

Ramsey																				
Total	1,267	1,323	1,355	74,444	73,368	96,219	1,206	1,275	473,810	425,191	558,952	1,184	1,197	1,335	151,258	109,783	158,567	723	684	49,544	46,993
None							9	23	2,387	4,704	345	9	21	2	1,670	1,288	150	9	2	1,214	77
Under 25	133	199	463	2,105	3,022	13,336	113	166	16,003	22,101	90,006	100	130	451	4,891	5,266	19,420	43	114	1,661	4,490
25-49	387	407		13,215	14,049		362	385	84,773	77,283		354	367		24,769	23,770		174		8,564	
50-99	560	547	541	35,700	33,551	35,063	542	533	221,254	203,565	207,864	536	512	536	62,445	51,454	53,196	359	301	22,665	18,322
100-199	174	158	307	20,424	18,251	37,560	167	156	131,390	97,765	198,651	172	156	302	33,133	23,925	51,956	129	230	13,685	18,859
200 and over	13	12	44	3,000	4,495	10,260	13	12	18,023	19,773	62,086	13	11	44	4,350	4,080	13,845	9	37	1,755	5,245
Ransom																					
Total	1,110	1,221	1,236	72,962	58,040	89,900	1,020	1,205	352,595	351,121	529,240	1,016	1,054	1,214	126,882	101,593	178,968	626	874	40,898	80,321
None							4	17	1,116	3,166	2,325	3	17	10	330	1,484	1,324	3	7	151	705
Under 25	89	257	360	1,428	3,588	10,381	59	240	5,882	31,928	62,447	64	163	336	4,575	8,033	26,242	21	170	1,632	10,149
25-49	274	420		9,600	13,971		248	413	49,160	91,593		237	564		15,337	29,421		101		4,523	
50-99	529	419	522	34,073	25,146	34,205	500	412	175,747	146,553	193,352	500	392	517	59,573	41,851	69,476	324	394	18,132	31,877
100-199	198	117	321	23,421	13,335	37,822	189	115	101,612	68,856	228,734	193	110	318	39,817	18,584	68,901	158	274	13,380	32,260
200 and over	20	8	33	4,440	2,000	7,492	20	8	19,078	9,025	42,382	19	8	33	7,250	2,220	13,025	19	29	5,080	5,330
Renville																					
Total	820	1,012	994	43,090	52,786	70,358	783	998	244,252	301,250	400,904	777	943	974	65,780	71,550	99,218	362	494	17,103	31,672
None							8	9	2,142	1,494	350	9	10	3	542	622	430	8	3	515	475
Under 25	90	110	322	1,497	1,755	9,506	76	103	8,256	14,431	59,982	65	84	308	2,665	2,805	14,861	15	93	477	4,418
25-49	302	367		10,504	12,531		288	357	59,303	78,835		283	331		16,563	17,555		104		3,550	
50-99	351	428	422	21,952	25,654	27,332	334	423	123,770	151,847	151,425	343	412	416	33,363	35,546	38,672	182	224	8,962	11,993
100-199	73	103	220	8,287	11,821	26,675	73	102	45,867	51,240	147,598	73	102	218	11,992	14,239	37,745	53	174	3,599	14,786
200 and over	4	4	30	850	1,025	6,845	4	4	4,914	3,403	41,549	4	4	29	655	783	7,510				
Richland																					
Total	2,160	2,298	2,286	204,116	170,717	233,001	2,077	2,270	1,138,014	1,004,525	1,388,121	2,013	2,191	2,232	367,403	284,642	409,565	1,626	1,892	155,728	185,322
None							10	26	3,355	6,740	3,693	9	26	10	1,969	1,975	1,181	14	6	1,813	945
Under 25	91	220	352	1,430	3,396	10,116	73	208	8,163	39,940	59,743	63	176	314	5,614	10,968	22,964	30	188	3,019	9,530
25-49	322	477		11,185	16,063		293	465	60,440	123,366		269	439		20,910	33,504		164		8,098	
50-99	773	965	788	51,768	62,757	53,089	740	941	283,801	390,334	323,931	728	930	774	96,074	108,108	102,134	551	627	37,202	42,936
100-199	817	551	922	101,518	66,289	117,328	806	546	546,754	343,528	692,794	792	536	911	175,782	96,912	201,044	720	859	73,736	94,875
200-399	147	77	216	33,835	17,747	48,768	145	76	209,328	82,167	285,863	143	76	215	59,654	26,725	75,667	138	204	27,810	34,476
400 and over	10	8	8	4,380	4,465	3,700	10	8	26,173	18,450	22,097	9	8	8	7,400	6,450	6,575	9	8	4,050	2,560
Rolette																					
Total	1,064	1,234	1,066	45,596	46,373	54,812	1,010	1,160	290,505	264,140	318,387	964	998	1,011	78,052	60,271	80,068	424	432	25,149	21,691
None							14	11	2,025	1,629	1,165	15	18	13	635	839	533	11	8	671	278
Under 25	284	436	568	4,258	6,406	14,856	253	403	24,912	35,386	89,943	216	329	515	8,750	10,567	24,691	43	158	1,578	5,123
25-49	406	440		13,719	14,781		383	411	90,351	80,737		371	354		24,313	19,869		144		7,425	
50-99	307	308	370	18,588	18,401	23,064	293	296	113,231	108,270	127,905	295	256	357	30,506	21,769	31,748	179	189	10,730	8,854
100-199	58	46	117	6,625	5,430	13,782	58	36	39,649	30,838	79,950	58	38	115	9,848	5,522	19,678	40	71	3,643	6,958
200 and over	9	4	11	2,406	1,355	3,110	9	3	20,337	7,280	19,424	9	3	11	4,000	1,705	3,418	7	6	1,102	478
Sargent																					
Total	1,121	1,172	1,224	91,393	63,356	108,568	1,050	1,185	426,371	398,693	641,389	1,057	1,001	1,222	162,208	104,007	214,650	774	976	64,401	100,775
None							6	44	6,110	11,036	3,297	11	34	12	1,609	3,169	2,090	12	9	2,245	1,332
Under 25	57	178	243	952	2,738	7,179	38	163	5,255	25,265	47,775	41	122	236	3,506	7,403	19,181	18	113	1,689	7,586
25-49	197	386		6,884	13,149		171	378	34,435	97,061		166	310		13,426	23,905		82		4,082	
50-99	488	457	477	32,027	28,846	32,000	470	451	150,462	170,031	190,515	470	401	473	60,827	44,478	71,087	353	390	23,344	33,960
100-199	328	145	435	39,930	17,123	53,379	315	143	175,017	89,070	298,655	319	128	432	64,693	22,202	97,523	261	398	24,777	45,970
200 and over	51	6	69	11,600	1,500	16,010	50	6	55,092	6,230	101,147	50	6	69	18,147	2,850	24,769	48	66	8,264	11,927
Sheridan																					
Total	909	1,041	978	52,677	48,711	70,818	886	1,033	258,516	286,597	422,631	884	1,014	884	104,412	105,588	115,842	401	400	16,303	21,714
None							9	13	2,580	1,865	690	11	13	4	1,532	945	325	9	3	976	52
Under 25	87	197	278	1,468	3,097	8,106	73	190	10,136	22,308	49,892	74	170	224	4,588	8,869	14,609	24	66	920	2,296
25-49	298	390		10,349	13,237		285	381	54,098	87,351		283	381		24,442	33,078		113		3,381	
50-99	388	379	426	24,627	23,252	27,932	383	374	115,806	130,656	169,409	380	375	394	47,430	47,145	48,85-	182	172	6,923	8,772
100-199	132	71	250	15,283	8,125	29,699	132	71	70,896	39,948	172,195	132	71	258	25,530	14,076	44,371	70	143	3,950	9,415
200 and over	4	4	24	950	1,000	5,081	4	4	5,000	4,469	30,445	4	4	24	890	1,475	7,684	3	16	153	1,179

COUNTY TABLE 1.—CHICKENS ON FARMS 1940, 1935, AND 1930; CHICKEN EGGS PRODUCED AND CHICKENS RAISED 1939, 1934, AND 1929; AND CHICKENS SOLD, 1939 AND 1929; CLASSIFIED BY NUMBER ON HAND—Continued

(Chickens on hand over 4 months old Apr. 1, 1940 and over 3 months old Jan. 1, 1935 and Apr. 1, 1930)

STATE OR COUNTY AND NUMBER OF CHICKENS ON HAND	CHICKENS ON HAND						CHICKEN EGGS PRODUCED					CHICKENS RAISED						CHICKENS SOLD			
	Farms reporting			Number			Farms reporting		Dozens			Farms reporting			Number			Farms reporting		Number	
	1940 (Apr. 1)	1935 (Jan. 1)	1930 (Apr1)	1940 (Apr. 1)	1935 (Jan. 1)	1930 (Apr. 1)	1939	1934	1939	1934	1929	1939	1934	1929	1939	1934	1929	1939	1929	1939	1929
NORTH DAKOTA—Continued																					
Sioux																					
Total	347	568	526	13,691	22,811	27,350	313	571	80,690	143,036	174,970	306	566	525	34,837	47,777	55,775	69	116	3,931	9,536
None	—	—	—	—	—	—	1	27	50	2,859	465	1	29	2	80	1,644	50	—	—	—	—
Under 25	107	186	289	1,561	2,576	6,678	77	169	9,417	18,794	39,189	76	167	286	3,826	6,597	16,080	6	29	126	1,874
25-49	149	194		5,145	6,548		145	192	32,181	41,792		140	188		15,072	14,894		35		1,630	
50-99	70	155	157	4,356	9,356	10,059	70	151	21,129	55,260	65,265	69	150	157	10,375	17,417	21,905	19	47	939	2,914
100 and over	21	33	80	2,629	4,331	10,613	20	32	17,913	24,331	70,051	20	32	80	5,484	7,225	17,740	9	40	1,236	4,748
Slope																					
Total	472	631	618	21,836	28,573	36,203	457	622	115,233	138,679	221,299	450	554	611	36,008	41,137	59,615	140	274	5,954	15,192
None	—	—	—	—	—	—	4	4	990	375	1,541	4	3	4	370	64	347	3	2	350	154
Under 25	84	116	274	1,427	1,742	7,600	77	109	7,736	10,463	45,542	71	81	265	2,867	2,944	13,092	14	69	326	2,560
25-49	193	262		6,601	8,732		185	258	33,348	47,137		184	230		11,808	13,865		46		1,611	
50-99	165	216	240	10,183	13,039	15,218	161	214	54,145	59,493	92,813	161	205	238	15,938	18,784	26,243	66	136	2,907	6,955
100 and over	30	37	104	3,625	5,060	13,385	30	37	19,014	21,211	81,403	30	35	104	5,025	5,480	19,933	11	67	760	5,523
Stark																					
Total	1,202	1,296	1,268	66,735	58,264	85,735	1,173	1,279	402,131	303,504	453,682	1,160	1,240	1,256	164,471	132,927	160,443	497	474	23,662	27,037
None	—	—	—	—	—	—	5	4	1,135	1,550	600	9	4	5	948	575	410	4	2	365	165
Under 25	121	219	392	2,076	3,539	11,393	103	209	12,620	19,093	64,304	95	191	384	6,469	12,563	26,664	22	80	739	3,531
25-49	415	557		14,444	18,765		404	549	89,852	111,863		398	534		41,201	48,809		133		4,988	
50-99	518	455	589	32,345	27,470	37,216	514	452	192,350	136,921	203,288	511	447	583	79,909	58,196	72,959	256	238	12,002	11,258
100-199	142	57	261	16,355	6,580	30,626	141	57	97,334	23,887	153,080	141	56	258	33,244	10,019	52,965	79	135	5,133	10,194
200 and over	6	8	26	1,515	1,910	6,500	6	8	8,840	10,190	32,410	6	8	26	2,700	2,765	7,445	3	19	435	1,889
Steele																					
Total	818	888	898	52,841	48,969	63,104	796	860	273,278	271,958	361,593	758	763	863	83,299	64,318	111,688	467	669	31,648	53,526
None	—	—	—	—	—	—	10	8	2,590	3,050	1,742	9	10	7	496	421	601	9	8	316	709
Under 25	76	119	302	1,175	1,815	8,921	67	110	5,586	13,541	54,934	63	85	269	2,945	3,985	16,147	22	168	1,277	6,991
25-49	229	293		7,832	9,954		221	276	36,759	55,653		204	231		12,497	12,951		84		3,613	
50-99	351	353	367	22,164	21,842	24,455	343	344	102,904	119,170	136,890	328	323	360	32,871	28,109	43,069	225	290	11,363	19,948
100-199	148	115	209	17,990	13,658	24,963	142	115	92,662	72,707	141,684	141	107	207	28,715	16,687	46,046	117	187	13,159	22,800
200 and over	14	8	20	3,680	1,700	4,765	13	7	32,777	7,837	26,343	13	7	20	5,775	2,165	5,825	10	16	1,920	3,078
Stutsman																					
Total	1,870	2,224	2,282	110,944	114,607	172,557	1,787	2,069	605,185	632,802	979,203	1,762	2,079	2,244	212,791	231,403	327,379	907	1,356	54,878	108,930
None	—	—	—	—	—	—	20	27	3,977	4,807	6,742	19	25	16	1,853	1,884	2,365	15	14	1,045	1,804
Under 25	227	385	691	3,555	5,680	20,113	178	335	19,057	48,138	134,990	173	303	656	10,705	19,948	45,646	59	238	3,615	12,151
25-49	594	815		20,476	27,346		559	738	111,032	158,958		550	760		44,396	66,372		219		8,814	
50-99	774	773	933	48,880	48,024	61,443	760	730	260,933	256,604	345,856	750	746	921	95,764	89,804	119,490	433	580	24,196	35,909
100-199	240	221	562	28,768	25,680	66,960	235	210	141,509	128,412	354,151	235	215	555	45,508	42,175	121,788	155	438	11,928	42,931
200-399	30	27	90	6,865	6,201	20,641	30	26	45,193	32,433	118,009	30	27	90	11,715	9,020	33,790	23	80	4,655	14,785
400 and over	5	3	6	2,400	1,676	3,400	5	3	23,484	3,450	19,455	5	3	6	2,850	2,200	4,300	3	6	625	1,350

Towner																				
Total	877	913	985	50,382	45,942	66,256	842	880	302,513	311,708	399,826	811	826	966	81,150	72,111	101,011	428	467	28,416	30,012
None							6	8	2,250	1,754	760	5	12	3	1,245	817	200	4	2	1,240	60
Under 25	108	156	344	1,734	2,655	9,845	92	137	11,774	18,392	65,462	80	111	333	5,173	5,277	17,518	22	87	2,385	3,428
25-49	288	319		10,130	10,683		278	308	60,396	78,200		260	290		16,067	19,054		98		4,113	
50-99	366	348	419	23,006	21,342	27,053	354	340	135,837	145,804	157,719	354	327	410	36,288	33,239	41,205	222	217	11,707	11,958
100-199	98	79	194	11,492	8,871	22,918	96	76	66,881	52,024	136,725	96	76	193	17,242	11,539	33,203	70	138	6,715	11,517
200 and over	17	11	28	4,020	2,391	6,440	16	11	25,375	15,534	39,160	16	10	27	5,135	2,185	8,885	12	23	2,256	3,049
Traill																					
Total	1,234	1,253	1,294	105,280	87,384	107,790	1,178	1,237	575,171	452,169	579,887	1,110	1,140	1,286	176,072	126,962	167,590	833	969	83,982	77,805
None							12	15	3,831	4,570	3,615	26	15	5	4,593	1,475	690	22	5	4,315	740
Under 25	68	107	327	1,016	1,780	9,807	58	100	5,090	12,548	61,978	43	69	320	2,521	3,001	17,505	23	159	1,317	7,324
25-49	236	320		8,231	10,717		225	309	40,929	57,806		195	275		12,433	16,031		96		4,453	
50-99	495	525	525	32,819	33,519	34,613	462	517	168,275	173,407	187,595	431	489	520	50,857	48,511	53,701	323	405	22,258	24,208
100-199	359	250	368	44,369	29,768	44,918	348	246	240,747	146,654	225,883	341	241	367	74,361	41,184	70,642	303	332	35,373	33,948
200-399	73	50	70	17,395	11,200	16,645	70	49	107,529	53,008	91,809	71	50	70	29,157	16,260	23,045	63	64	15,096	10,858
400 and over	3	1	4	1,450	400	1,807	3	1	8,770	4,176	9,007	3	1	4	2,150	500	2,007	3	4	1,190	727
Walsh																					
Total	2,051	2,154	2,243	116,697	102,915	144,904	1,985	2,114	663,008	596,688	817,481	1,940	1,919	2,208	205,762	151,129	253,124	1,071	1,366	57,876	91,863
None							17	24	4,005	4,951	2,398	17	21	9	1,126	1,311	840	13	10	647	660
Under 25	184	319	800	3,078	5,081	23,611	163	291	20,399	33,568	145,976	153	225	766	7,192	8,296	42,946	59	320	1,994	13,163
25-49	714	838		24,337	28,203		688	823	142,900	168,347		665	733		45,487	44,892		304		10,488	
50-99	905	853	1,020	56,307	51,946	65,189	875	833	312,698	290,744	363,276	865	803	1,012	99,780	74,898	111,788	520	696	27,904	38,171
100-199	229	132	389	26,695	14,635	45,429	223	131	138,382	81,242	242,862	221	125	387	40,367	17,357	78,670	163	311	13,457	32,365
200-399	14	11	28	3,345	2,650	6,275	14	11	21,950	15,236	36,469	14	11	28	4,960	3,975	11,000	8	24	2,066	4,692
400 and over	5	1	6	2,935	400	4,400	5	1	22,674	2,600	26,500	5	1	6	4,850	400	7,880	4	5	1,340	2,812
Ward																					
Total	1,990	2,305	2,287	111,289	115,789	147,958	1,891	2,232	582,363	624,301	864,917	1,834	2,005	2,277	171,606	151,195	219,021	851	1,096	46,006	63,106
None							12	33	1,916	5,885	1,594	16	31	8	2,552	1,597	905	7	8	1,642	423
Under 25	263	422	854	4,304	6,410	24,358	216	371	20,995	45,089	145,842	185	311	848	7,150	11,333	40,966	44	234	1,520	8,490
25-49	693	845		23,753	28,480		662	805	133,469	164,057		639	706		38,770	41,551		233		8,357	
50-99	757	775	962	47,753	47,651	61,698	728	763	242,413	254,615	375,608	726	709	952	74,472	61,398	89,699	372	500	17,965	23,645
100-199	249	242	425	29,279	27,688	51,281	246	239	150,725	129,559	281,041	241	227	423	41,141	30,421	71,105	175	312	13,705	23,680
200 and over	28	21	46	6,200	5,560	10,621	27	21	32,845	25,096	60,832	27	21	46	7,521	4,915	16,346	20	42	2,817	6,868
Wells																					
Total	1,318	1,491	1,475	76,976	70,481	109,750	1,275	1,477	410,579	475,473	643,700	1,259	1,440	1,481	151,400	150,284	197,924	673	885	41,829	66,770
None							4	22	1,061	3,167	4,595	5	26	10	1,760	1,412	2,195	5	7	1,448	1,935
Under 25	110	254	410	1,774	4,105	12,402	97	241	11,466	38,154	78,368	85	219	408	5,658	13,653	27,267	33	136	1,811	6,439
25-49	407	568		13,944	19,119		390	556	81,603	140,843		382	538		32,297	42,760		151		6,857	
50-99	637	575	677	40,638	35,664	45,037	624	564	219,735	224,847	270,027	627	564	675	80,024	75,488	85,121	371	436	21,854	25,845
100-199	156	87	347	18,805	9,959	42,306	152	87	88,067	60,507	234,112	152	86	347	28,771	15,071	70,212	107	270	9,220	26,520
200 and over	8	7	41	1,815	1,634	10,005	8	7	8,647	7,955	56,598	8	7	41	2,890	1,900	13,129	6	36	639	6,031
Williams																					
Total	1,494	1,948	1,913	71,471	83,148	104,131	1,423	1,946	325,890	422,946	609,392	1,383	1,775	1,870	106,542	99,315	135,299	468	733	25,428	35,903
None							7	32	1,440	3,037	1,980	9	26	10	482	1,201	512	3	8	106	393
Under 25	299	386	908	4,944	6,273	25,595	285	365	23,257	35,766	163,040	233	288	867	7,083	9,765	37,764	40	210	1,265	7,327
25-49	576	856		19,671	29,114		550	847	92,451	152,463		541	783		30,627	37,037		140		6,567	
50-99	495	622	755	30,746	37,799	47,675	479	619	131,564	189,616	274,713	480	595	747	45,295	41,312	61,862	220	359	9,921	17,321
100-199	113	80	235	13,150	9,112	27,396	111	79	57,727	38,444	149,771	109	79	231	16,935	8,865	31,835	56	145	4,136	9,560
200 and over	11	4	15	2,960	850	3,465	11	4	19,451	3,620	19,888	11	4	15	6,120	1,135	3,326	9	11	3,433	1,502

COUNTY TABLE 1.—CHICKENS ON FARMS 1940, 1935, AND 1930; CHICKEN EGGS PRODUCED AND CHICKENS RAISED 1939, 1934, AND 1929; AND CHICKENS SOLD, 1939 AND 1929; CLASSIFIED BY NUMBER ON HAND—Continued

(Chickens on hand over 4 months old Apr. 1, 1940 and over 3 months old Jan. 1, 1935 and Apr. 1, 1930)

STATE OR COUNTY AND NUMBER OF CHICKENS ON HAND	CHICKENS ON HAND						CHICKEN EGGS PRODUCED					CHICKENS RAISED						CHICKENS SOLD			
	Farms reporting			Number			Farms reporting		Dozens			Farms reporting			Number			Farms reporting		Number	
	1940 (Apr. 1)	1935 (Jan. 1)	1930 (Apr. 1)	1940 (Apr. 1)	1935 (Jan. 1)	1930 (Apr. 1)	1939	1934	1939	1934	1929	1939	1934	1929	1939	1934	1929	1939	1929	1939	1929
OHIO																					
Total	196,658	224,684	200,077	15,559,514	19,619,263	17,999,950	184,370	211,701	114,969,202	120,976,149	135,990,334	171,782	194,127	197,308	29,439,980	29,473,010	32,574,582	115,743	147,209	14,394,823	16,399,709
None	———	———	———	———	———	———	1,956	621	822,016	222,635	517,849	2,829	823	1,232	977,366	168,879	280,112	2,358	1,121	906,190	221,104
Under 25	33,647	28,792	61,261	497,528	438,371	1,729,886	27,504	23,201	3,100,761	2,173,531	12,941,268	23,142	18,652	58,858	1,494,651	797,175	4,021,395	8,032	30,467	715,827	1,709,365
25-49	46,857	48,683		1,574,339	1,636,151		43,014	44,971	9,576,278	8,311,474		38,889	40,100		3,135,663	2,479,705		19,596		1,206,176	
50-99	57,992	70,132	68,237	3,734,678	4,502,735	4,475,932	55,243	67,396	24,258,317	24,850,814	32,562,203	52,025	62,812	67,293	6,975,859	6,655,847	8,345,060	37,950	52,595	3,007,187	3,946,795
100-199	43,547	56,649	53,219	5,422,045	7,029,257	6,625,177	42,318	55,390	40,114,344	42,485,343	48,071,126	40,831	52,629	52,751	9,677,999	10,550,890	11,320,942	35,213	46,933	4,600,956	5,805,844
200-399	12,460	17,393	14,665	3,009,915	4,189,460	3,537,726	12,212	17,130	24,606,215	28,716,834	27,536,032	11,964	16,231	14,527	4,811,663	5,937,040	5,665,053	10,659	13,564	2,454,496	3,028,775
400-799	1,796	2,549	(1)	879,278	1,232,478	(1)	1,769	2,516	7,981,550	9,512,882	(1)	1,748	2,421	(1)	1,516,184	1,925,542	(1)	1,592	(1)	903,991	(1)
800-1599	304	409	(1)	302,889	410,086	(1)	299	400	3,002,860	3,339,241	(1)	302	385	(1)	524,095	666,479	(1)	291	(1)	347,813	(1)
1600-3199	48	65	(1)	100,742	128,041	(1)	48	64	1,006,424	1,029,615	(1)	45	62	(1)	269,900	227,003	(1)	45	(1)	224,987	(1)
3200 and over	7	12	(1)	38,100	52,684	(1)	7	12	500,437	333,780	(1)	7	12	(1)	56,600	64,450	(1)	7	(1)	27,200	(1)
400-699	1,650	2,363	2,064	775,371	1,098,981	978,507	1,624	2,332	6,980,203	8,409,829	8,337,950	1,604	2,244	2,043	1,355,440	1,708,184	1,691,779	1,456	1,930	800,327	953,422
700-999	296	387	381	230,001	301,226	296,397	293	383	2,240,037	2,458,705	2,713,818	293	366	378	388,697	486,508	563,319	280	363	241,677	328,819
1000-2499	191	263	230	246,714	342,898	290,675	188	255	2,459,799	2,798,804	2,728,034	187	248	226	530,642	559,672	573,372	184	216	416,553	349,143
2500 and over	18	22	20	68,923	80,184	65,650	18	22	811,232	548,180	582,054	18	22	20	92,000	129,110	113,550	15	20	45,434	58,444
Adams																					
Total	2,417	2,857	2,623	194,271	250,763	220,746	2,295	2,732	1,272,639	1,433,024	1,565,169	2,048	2,661	2,408	224,613	262,837	266,991	1,289	1,651	82,146	102,107
None	———	———	———	———	———	———	12	5	4,100	1,455	3,538	16	7	5	2,050	625	771	12	9	1,010	1,103
Under 25	265	282	771	4,464	4,793	22,184	219	230	30,120	19,765	151,266	182	213	620	9,420	6,904	34,679	69	333	2,523	11,156
25-49	527	564		18,100	19,823		488	521	104,650	78,775		410	505		23,714	24,358		186		6,720	
50-99	805	898	882	52,595	59,161	59,724	770	880	304,913	312,332	411,437	686	850	830	62,364	65,804	76,461	428	534	19,133	25,697
100-199	682	883	815	83,972	109,008	100,949	670	868	556,192	632,355	702,560	625	862	798	90,246	111,831	12,589	483	648	36,398	46,278
200-399	128	214	146	30,090	50,123	34,089	126	213	220,168	340,673	258,583	119	209	146	30,424	45,790	36,791	101	121	13,412	16,200
400 and over	10	16	9	5,050	7,855	3,800	10	15	52,496	47,669	37,785	10	15	9	6,395	7,525	3,700	10	6	2,950	1,673
Allen																					
Total	2,285	2,767	2,483	213,199	281,162	246,110	2,163	2,633	1,595,435	1,733,801	1,738,769	2,027	2,512	2,393	434,966	466,952	425,859	1,598	1,939	234,130	218,432
None	———	———	———	———	———	———	33	12	19,877	4,272	4,379	39	16	13	15,018	5,765	3,130	34	15	12,944	3,042
Under 25	221	210	541	3,203	3,206	15,598	179	163	23,148	15,079	122,072	137	125	481	15,574	6,022	36,122	54	263	9,953	15,002
25-49	401	412		13,501	13,741		358	377	79,948	70,969		320	342		31,030	24,601		173		14,151	
50-99	713	856	828	47,143	56,666	55,040	675	822	300,396	321,189	363,740	621	796	805	95,013	91,344	96,294	493	642	45,990	43,754
100-199	758	981	849	94,571	124,546	106,635	731	956	747,692	750,369	710,403	722	937	837	182,844	207,213	182,489	670	771	92,868	98,113
200-399	172	271	244	40,943	63,449	57,821	169	267	308,234	435,026	457,245	168	260	237	75,433	98,587	91,686	155	229	41,980	49,233
400-799	16	34	(1)	7,815	15,735	(1)	14	33	64,090	104,456	(1)	16	33	(1)	11,354	25,525	(1)	15	(1)	7,510	(1)
800 and over	4	3	(1)	6,023	38,019	(1)	4	3	52,050	32,441	(1)	4	3	(1)	8,700	7,895	(1)	4	(1)	8,734	(1)
400-699	16	33	18	7,815	15,035	8,351	14	32	64,090	99,906	62,706	16	32	17	11,354	25,125	11,910	15	17	7,510	5,880
700-999	———	2	2	———	1,519	1,500	———	2	———	13,516	13,200	———	2	2	———	2,295	1,400	———	1	———	600
1000 and over	4	2	1	6,023	3,000	1,165	4	2	52,050	23,475	5,024	4	2	1	8,700	6,000	2,828	4	1	8,734	2,828
Ashland																					
Total	2,035	2,242	2,039	208,607	243,030	218,898	1,915	2,146	1,561,579	1,662,893	1,641,458	1,626	1,717	1,946	309,040	272,976	344,824	1,164	1,556	164,783	182,818
None	———	———	———	———	———	———	14	8	5,702	6,270	2,031	17	7	8	8,371	957	2,400	16	7	7,902	1,963
Under 25	237	160	442	5,513	2,499	12,929	181	120	23,926	15,028	95,794	149	74	387	8,339	3,028	24,715	44	231	4,594	13,769
25-49	389	386		13,312	13,136		362	359	81,364	71,687		270	248		18,075	13,808		127		8,390	

50-99	576	702	686	37,978	45,950	45,870	552	679	245,116	259,733	323,928	444	543	666	58,665	48,158	75,497	325	531	28,043	36,429
100-199	553	681	644	69,348	85,754	81,919	530	669	494,493	543,692	598,553	483	569	626	95,335	96,144	126,695	415	545	46,501	62,305
200-399	236	264	229	58,706	64,421	56,412	234	262	474,562	488,172	428,602	222	231	223	84,380	74,834	77,367	199	205	47,733	41,081
400-799	39	38	(1)	20,150	18,635	(1)	38	38	176,816	144,711	(1)	37	35	(1)	27,375	20,797	(1)	33	(1)	15,520	(1)
800 and over	5	11	(1)	5,600	12,635	(1)	4	11	59,600	133,600	(1)	4	10	(1)	8,500	15,250	(1)	5	(1)	8,100	(1)
400-699	34	36	31	16,470	17,235	14,913	33	36	147,686	124,265	126,912	32	34	29	22,845	18,897	22,420	29	30	13,590	17,053
700 and over	10	13	7	9,280	14,035	6,855	9	13	88,730	154,046	65,638	9	11	7	13,030	17,150	15,730	9	7	10,030	10,220
Ashtabula																					
Total	3,460	4,111	3,593	224,507	261,122	261,169	3,183	3,761	1,750,593	1,915,822	2,244,653	2,862	3,369	3,607	394,007	353,900	466,518	1,709	2,268	194,013	232,951
None							68	18	27,489	5,219	13,690	87	25	56	18,945	2,191	7,041	74	53	16,577	6,173
Under 25	949	1,001	1,780	13,356	14,155	46,807	770	819	86,121	83,125	407,275	629	670	1,757	31,595	22,866	97,205	206	812	14,897	40,393
25-49	971	1,260		31,854	41,534		884	1,154	221,118	255,109		785	1,035		59,139	60,845		402		24,818	
50-99	843	1,044	1,070	53,303	65,035	68,390	789	987	364,270	443,283	557,942	728	917	1,060	89,066	85,229	122,148	503	765	38,800	61,585
100-199	478	572	516	58,214	69,297	64,572	458	552	448,029	518,631	516,889	427	516	509	93,176	97,145	110,299	348	431	43,485	55,667
200-399	170	194	172	41,106	45,303	42,533	165	191	330,029	364,085	365,062	158	168	170	66,096	57,170	71,473	133	156	35,797	38,936
400-799	45	31	(1)	22,924	15,973	(1)	45	31	228,837	139,751	(1)	44	29	(1)	31,850	17,674	(1)	40	(1)	17,239	(1)
800 and over	4	9	(1)	3,750	9,825	(1)	4	9	44,700	106,619	(1)	4	9	(1)	4,140	10,780	(1)	3	(1)	2,400	(1)
400-699	40	27	32	19,369	13,123	15,676	40	27	189,407	112,440	140,607	39	25	32	28,350	14,344	24,797	35	30	15,224	14,079
700 and over	9	13	23	7,305	12,675	23,191	9	13	84,130	133,930	243,188	9	13	23	7,640	14,110	33,555	8	21	4,415	16,118
Athens																					
Total	2,001	2,236	1,842	113,198	147,458	139,638	1,898	2,034	833,213	928,812	1,107,742	1,707	1,854	1,846	176,504	176,143	215,051	977	1,210	78,535	98,686
None							21	4	9,137	3,065	7,545	41	6	12	14,068	330	6,550	36	13	12,350	4,700
Under 25	613	425	668	9,716	6,564	18,249	531	356	63,844	27,202	137,286	443	278	661	22,749	9,584	34,276	159	311	8,528	12,065
25-49	630	647		24,440	21,532		602	585	159,010	102,865		525	536		41,687	28,121		274		16,404	
50-99	466	694	679	29,447	44,067	43,698	457	646	195,054	281,250	344,753	427	604	678	39,683	51,288	69,324	288	476	14,996	29,816
100-199	223	372	404	26,808	44,663	50,016	219	351	219,566	301,819	385,777	208	339	404	33,610	48,060	66,807	163	329	13,783	32,711
200-399	55	82	75	13,514	18,993	18,492	54	78	110,228	133,092	146,890	49	77	75	14,215	19,430	22,544	45	65	7,805	11,159
400-799	9	9	(1)	3,950	4,950	(1)	9	9	37,807	59,785	(1)	9	9	(1)	3,292	11,950	(1)	7	(1)	1,600	(1)
800 and over	5	7	(1)	5,323	6,689	(1)	5	5	38,567	19,734	(1)	5	5	(1)	7,200	7,380	(1)	5	(1)	3,069	(1)
400-699	9	7	13	3,950	3,550	6,483	9	7	37,807	42,900	64,656	9	7	13	3,292	10,550	11,150	7	13	1,600	6,635
700-999	1	6	2	900	4,889	1,700	1	6	10,400	28,819	13,835	1	6	2	700	7,580	2,900	1	2	200	1,400
1000 and over	4	3	1	4,423	3,200	1,000	4	1	28,167	7,800	7,000	4	1	1	6,500	1,200	1,500	4	1	2,869	200
Auglaize																					
Total	2,195	2,428	2,321	258,743	314,433	303,625	2,093	2,306	2,024,888	2,038,326	2,398,793	1,944	2,255	2,269	550,153	522,594	473,667	1,678	1,854	293,607	227,268
None							17	9	7,655	1,961	13,890	21	12	26	19,583	1,950	7,543	25	25	19,406	6,199
Under 25	127	111	273	1,929	1,755	7,720	89	72	12,324	11,194	57,405	61	65	246	10,885	4,547	17,397	38	119	6,296	6,677
25-49	268	220		9,275	7,443		239	193	61,089	35,694		188	184		26,077	10,598		122		13,497	
50-99	578	596	637	39,165	39,896	43,434	551	558	287,208	216,566	343,607	498	545	621	84,737	69,050	77,149	401	467	40,819	33,700
100-199	861	1,021	924	112,052	132,354	120,300	839	998	842,349	831,726	919,469	816	980	906	223,129	217,920	192,284	753	794	108,455	92,264
200-399	324	428	441	77,719	105,120	109,516	321	424	650,615	733,704	892,705	323	417	426	137,402	172,527	149,284	304	406	73,994	73,009
400 and over	37	52	46	18,603	27,865	22,655	37	52	163,648	207,481	171,719	37	52	44	48,340	46,002	30,010	35	45	31,160	15,419
Belmont																					
Total	2,827	3,409	2,832	148,944	218,999	181,401	2,720	3,213	957,944	1,237,088	1,358,354	2,556	3,077	2,819	311,627	313,311	347,553	1,404	1,855	155,409	154,814
None							40	8	13,890	1,480	5,039	54	13	15	42,907	2,250	2,645	35	14	42,137	2,055
Under 25	851	642	1,486	12,735	9,916	40,500	771	587	67,935	44,749	285,297	684	483	1,441	34,965	17,216	93,835	212	742	12,835	36,676
25-49	927	1,054		30,768	35,390		881	995	161,639	188,832		828	963		59,348	55,776		416		20,730	
50-99	653	1,061	882	40,451	65,725	55,862	635	1,031	220,324	347,625	396,057	611	992	880	70,007	91,855	102,902	431	677	28,042	45,047
100-199	304	484	369	36,732	58,642	45,480	301	476	265,061	347,774	345,341	288	468	368	61,161	78,418	80,748	233	316	28,169	37,286
200-399	74	145	90	18,329	35,451	22,444	74	143	137,666	229,973	174,478	73	137	90	27,752	51,496	36,550	60	82	14,993	18,498
400-799	15	19	(1)	7,279	9,575	(1)	15	19	68,998	69,535	(1)	15	18	(1)	11,289	13,600	(1)	14	(1)	6,358	(1)
800 and over	3	4	(1)	2,650	4,300	(1)	3	4	22,431	27,100	(1)	3	3	(1)	4,200	2,700	(1)	3	(1)	2,145	(1)
400-699	14	18	19	6,579	8,825	9,350	14	18	62,748	64,855	84,451	14	17	19	10,464	12,550	16,275	13	18	5,958	7,506
700 and over	4	5	6	3,350	5,050	7,765	4	5	28,681	31,780	65,713	4	4	8	5,025	3,750	14,598	4	6	2,545	7,746
Brown																					
Total	3,005	3,196	3,054	226,095	283,901	255,469	2,771	3,107	1,385,401	1,926,238	1,892,867	2,759	2,860	2,933	322,284	345,974	376,264	1,770	2,255	121,431	172,686
None							23	5	8,821	795	12,996	28	9	26	3,349	947	3,447	27	23	2,927	2,201
Under 25	362	263	789	5,593	4,105	22,412	289	225	31,307	23,233	167,822	258	172	684	16,721	7,483	42,765	83	354	7,425	15,192
25-49	632	539		21,963	18,920		570	513	120,644	99,593		556	469		36,081	27,672		258		9,787	

[1] Comparison with later censuses may be found in groups below beginning with 400-699.

COUNTY TABLE 1.—CHICKENS ON FARMS 1940, 1935, AND 1930; CHICKEN EGGS PRODUCED AND CHICKENS RAISED 1939, 1934, AND 1929; AND CHICKENS SOLD, 1939 AND 1929; CLASSIFIED BY NUMBER ON HAND—Continued

(Chickens on hand over 4 months old Apr. 1, 1940 and over 3 months old Jan. 1, 1935 and Apr. 1, 1930)

STATE OR COUNTY AND NUMBER OF CHICKENS ON HAND	CHICKENS ON HAND						CHICKEN EGGS PRODUCED					CHICKENS RAISED						CHICKENS SOLD			
	Farms reporting			Number			Farms reporting		Dozens			Farms reporting			Number			Farms reporting		Number	
	1940 (Apr.1)	1935 (Jan.1)	1930 (Aprl)	1940 (Apr. 1)	1935 (Jan. 1)	1930 (Apr. 1)	1939	1934	1939	1934	1929	1939	1934	1929	1939	1934	1929	1939	1929	1939	1929
OHIO—Continued																					
Brown—Continued																					
50-99	1,110	1,081	1,147	72,356	71,276	76,934	1,026	1,063	429,230	449,499	551,754	1,043	974	1,112	103,498	93,688	117,746	700	861	32,942	48,758
100-199	776	1,085	962	93,952	131,995	117,059	742	1,078	573,087	858,441	830,089	753	1,018	955	123,220	156,156	161,929	596	869	48,166	78,122
200-399	110	209	145	25,351	49,305	33,879	107	207	173,467	337,893	283,511	106	199	145	31,880	50,138	43,387	95	137	16,034	24,556
400 and over	15	19	11	6,880	8,300	5,185	14	18	48,845	56,784	46,695	15	19	11	7,535	9,890	6,990	11	11	4,150	3,857
Butler																					
Total	2,494	2,580	2,306	148,523	187,175	187,948	2,362	2,462	903,943	964,341	1,367,602	2,174	2,378	2,295	328,834	335,444	387,281	1,380	1,673	148,156	180,690
None	———	———	———	———	———	———	25	9	7,543	2,285	14,995	28	9	21	9,250	535	13,481	25	15	8,640	5,830
Under 25	461	330	601	7,169	5,268	17,712	381	277	39,172	27,320	133,344	301	236	589	23,049	15,565	52,171	94	291	10,353	22,406
25-49	662	572		22,490	19,595		622	540	124,769	104,917		563	515		51,552	40,896		255		18,270	
50-99	929	964	928	58,021	61,484	60,631	902	933	342,047	307,526	441,817	860	921	915	124,600	108,073	126,985	636	688	50,981	57,384
100-199	384	609	663	45,210	72,493	78,497	374	599	282,269	359,273	543,607	365	593	660	83,568	123,869	142,672	316	580	37,446	70,808
200-399	50	90	98	11,483	20,405	22,458	50	89	72,743	103,506	150,204	49	89	97	25,865	31,582	34,422	46	86	15,686	16,237
400 and over	8	15	16	4,150	7,930	8,650	8	15	35,400	59,514	83,635	8	15	13	10,950	14,924	17,550	8	13	6,800	8,025
Carroll																					
Total	1,703	1,759	1,685	112,538	143,534	137,329	1,602	1,659	759,965	992,604	1,066,803	1,502	1,514	1,583	183,428	196,024	240,224	992	1,423	86,179	148,068
None	———	———	———	———	———	———	16	7	4,294	2,445	4,500	17	5	9	2,563	286	920	17	9	2,456	864
Under 25	340	160	567	5,136	2,394	16,821	286	112	31,455	12,548	126,974	238	95	496	10,574	3,700	34,987	77	386	4,145	20,274
25-49	523	440		17,248	15,076		489	417	98,363	89,631		466	372		33,270	20,262		277		13,353	
50-99	486	618	642	30,972	39,241	42,538	468	592	195,896	254,781	319,575	454	555	619	53,396	55,672	71,566	339	578	24,507	42,545
100-199	265	407	352	32,408	49,985	43,190	255	400	221,043	336,769	322,652	241	365	337	49,145	66,467	72,211	208	329	22,828	45,793
200-399	75	115	101	19,214	27,138	24,000	74	112	145,426	215,107	199,382	73	106	99	26,665	36,037	41,320	65	98	13,958	26,395
400 and over	14	19	(1)	7,560	9,700	(1)	14	19	63,488	81,323	(1)	13	16	(1)	7,815	13,600	(1)	11	(1)	4,932	(1)
400-699	11	17	22	5,310	7,900	9,880	11	17	40,248	66,323	85,793	10	14	22	6,115	10,400	17,420	11	23	4,932	10,197
700 and over	3	2	1	2,250	1,800	900	3	2	23,240	15,000	7,927	3	2	1	1,700	3,200	1,800				
Champaign																					
Total	1,832	2,126	2,000	126,438	158,116	148,575	1,745	1,955	858,808	912,269	1,125,924	1,663	1,980	1,975	270,564	286,554	297,181	1,302	1,520	140,450	163,685
None	———	———	———	———	———	———	19	5	4,788	770	3,076	30	10	6	5,328	575	8,775	24	6	3,855	8,140
Under 25	242	212	645	3,433	3,283	18,862	197	154	22,770	16,719	148,065	170	150	626	13,106	6,893	47,863	94	365	6,983	22,440
25-49	473	474		16,035	16,407		437	417	93,550	90,853		411	431		37,994	31,290		277		18,224	
50-99	683	846	866	44,547	54,713	56,422	664	800	287,890	316,327	435,545	632	812	856	92,972	102,458	118,555	525	716	45,198	63,636
100-199	373	518	420	45,345	61,417	50,259	367	504	313,617	353,311	372,220	360	502	418	92,977	108,200	86,108	328	370	50,356	49,018
200-399	52	67	56	12,216	15,921	13,375	52	66	87,798	99,564	92,409	51	67	56	20,512	23,638	19,780	47	50	9,600	10,774
400 and over	9	9	13	4,862	6,375	9,657	9	9	48,395	34,725	74,609	9	8	13	7,875	15,500	16,100	7	13	6,234	9,677
Clark																					
Total	1,948	2,300	2,087	121,594	159,736	150,905	1,846	2,122	745,456	743,107	1,124,693	1,784	2,099	2,042	262,841	282,006	321,118	1,190	1,421	117,527	163,150
None	———	———	———	———	———	———	22	4	7,395	325	795	39	11	7	7,434	1,196	1,450	35	5	5,549	1,350
Under 25	407	342	766	6,019	5,123	21,120	344	273	34,007	19,035	155,101	307	243	730	20,407	12,708	57,922	116	364	8,026	24,867
25-49	547	558		18,633	18,742		513	504	106,027	68,577		486	497		41,174	36,823		244		13,174	
50-99	620	827	783	38,238	52,981	49,478	601	786	214,225	231,809	357,917	587	789	772	77,775	90,557	109,556	465	586	33,380	55,450
100-199	311	489	443	37,660	58,471	52,640	304	472	221,001	284,900	401,977	304	477	440	75,428	96,661	101,190	274	382	35,642	54,380

200–399	49	69	80	11,254	16,229	19,267	49	68	81,251	85,346	122,740	47	67	78	20,323	28,911	31,980	44	70	9,482	16,878
400–799	10	13	(1)	5,440	6,190	(1)	9	13	35,950	37,815	(1)	10	13	(1)	11,400	11,150	(1)	8	(1)	5,464	(1)
800 and over	4	2	(1)	4,350	2,000	(1)	4	2	45,600	15,300	(1)	4	2	(1)	8,900	4,000	(1)	4	(1)	6,800	(1)
400–699	7	12	13	3,340	5,440	6,400	6	12	21,470	32,815	69,865	7	12	13	6,400	10,650	13,020	5	12	2,814	6,925
700 and over	7	3	2	6,450	2,750	2,000	7	3	60,080	20,300	16,300	7	3	2	13,900	4,500	6,000	7	2	9,450	3,300
Clermont																					
Total	3,034	3,566	2,807	192,715	244,074	204,900	2,847	3,372	1,191,950	1,272,928	1,526,031	2,739	3,282	2,798	491,761	446,686	376,525	1,470	2,001	281,156	196,965
None							41	24	12,800	3,505	4,342	70	28	21	16,186	4,548	2,357	55	16	11,818	1,371
Under 25	653	648	1,129	9,781	10,246	32,044	550	540	51,149	45,725	251,342	499	462	1,107	25,679	22,928	81,011	156	606	8,054	57,909
25–49	868	902		29,180	30,873		814	846	150,292	150,743		758	818		58,800	56,091		305		18,520	
50–99	933	1,163	984	58,621	75,162	63,932	894	1,126	336,278	351,953	454,293	866	1,122	979	104,397	134,105	125,991	552	757	56,741	62,207
100–199	445	683	557	53,587	81,815	67,746	420	667	339,451	431,588	451,429	420	667	555	97,164	154,033	109,983	350	495	46,563	61,595
200–399	109	150	113	26,246	35,978	27,909	102	149	175,156	220,758	224,674	100	146	115	44,850	49,933	36,715	90	104	23,805	20,552
400–799	23	19	(1)	10,700	9,000	(1)	23	19	92,281	81,058	(1)	23	18	(1)	16,435	21,050	(1)	19	(1)	9,719	(1)
800 and over	3	1	(1)	4,600	1,200	(1)	3	1	34,543	7,800	(1)	3	1	(1)	128,250	4,000	(1)	3	(1)	126,316	(1)
400–699	25	18	21	10,700	8,300	10,169	23	18	92,281	75,058	101,201	23	17	20	16,435	19,900	13,288	19	20	9,719	8,374
700 and over	3	2	3	4,600	1,900	3,100	3	2	34,543	13,800	38,750	3	2	3	128,250	5,150	7,000	3	3	126,316	5,175
Clinton																					
Total	1,786	2,027	1,985	154,456	204,788	183,000	1,669	1,954	896,906	955,296	1,408,671	1,584	1,918	1,974	262,009	312,203	364,619	1,197	1,655	122,481	183,225
None							16	9	5,181	3,020	6,129	22	8	15	7,500	1,305	3,020	18	15	6,129	2,615
Under 25	200	137	445	3,126	2,537	12,987	160	106	20,659	11,867	106,847	138	97	431	9,775	6,495	38,260	68	287	4,527	17,250
25–49	361	257		12,571	6,721		324	238	70,823	33,705		299	253		25,533	15,160		167		8,565	
50–99	725	667	724	47,316	43,849	48,712	681	647	298,779	188,363	368,045	650	633	718	91,530	70,227	106,694	511	609	38,742	51,717
100–199	417	748	670	50,073	92,530	82,410	408	739	340,681	427,118	627,900	396	730	666	92,167	158,960	152,160	357	606	43,814	76,208
200–399	77	196	128	18,070	46,577	31,041	74	194	130,485	222,945	232,465	75	195	128	27,904	63,906	50,695	70	122	15,754	27,550
400 and over	6	22	(1)	3,300	10,974	(1)	6	21	30,300	68,280	(1)	6	22	(1)	9,600	16,150	(1)	6	(1)	7,350	(1)
400–699	3	19	14	1,200	8,674	6,250	3	18	6,800	51,920	49,185	3	19	14	2,100	12,750	10,790	3	14	1,100	6,485
700 and over	3	3	2	2,100	2,300	1,600	3	3	23,700	16,360	18,100	3	3	2	7,500	3,400	3,000	3	2	6,250	1,600
Columbiana																					
Total	2,900	3,424	2,965	224,602	258,822	247,370	2,890	3,257	1,813,856	1,877,470	2,076,534	2,495	2,657	2,963	456,753	383,604	464,510	1,757	2,086	255,117	252,044
None							63	12	31,376	2,380	14,211	66	16	36	8,917	4,525	4,709	65	30	15,488	3,241
Under 25	687	683	1,295	9,848	9,892	33,566	556	598	66,257	57,436	280,329	464	370	1,281	28,056	13,652	74,924	213	637	16,018	35,470
25–49	771	975		25,438	31,988		688	951	161,161	178,555		646	745		53,551	42,798		387		25,225	
50–99	702	938	885	45,378	59,507	56,657	659	912	317,081	383,891	433,618	622	784	881	89,912	79,515	107,461	498	718	45,248	57,018
100–199	482	557	518	59,255	68,192	64,382	471	538	446,481	450,120	529,882	450	478	518	109,649	103,812	114,207	384	454	53,009	60,294
200–399	198	203	199	47,769	49,188	48,989	193	201	415,509	393,888	436,690	187	183	199	90,353	64,976	85,214	154	182	53,618	46,002
400–799	49	59	(1)	25,614	29,560	(1)	49	58	248,882	294,620	(1)	49	54	(1)	63,815	50,805	(1)	45	(1)	43,413	(1)
800 and over	11	9	(1)	11,300	10,495	(1)	11	9	127,089	116,580	(1)	11	9	(1)	12,500	25,523	(1)	11	(1)	7,100	(1)
400–699	46	53	47	23,414	25,285	23,501	46	52	227,932	244,227	205,016	46	48	47	61,520	43,580	38,025	42	46	42,283	22,303
700–999	11	9	12	9,100	6,675	9,000	11	9	94,039	79,156	73,430	11	9	12	10,135	10,825	21,170	11	11	5,600	14,306
1000 and over	3	6	9	4,400	8,095	11,275	3	6	54,000	87,817	105,358	3	6	9	4,660	19,923	18,800	3	8	2,650	15,410
Coshocton																					
Total	2,112	2,596	2,432	153,494	198,394	182,452	2,006	2,519	1,025,999	1,211,675	1,527,528	1,898	2,340	2,365	255,798	288,947	302,891	1,427	1,825	152,643	162,871
None							17	13	10,912	3,274	2,687	24	23	15	13,717	2,976	990	25	13	12,803	820
Under 25	325	353	843	4,870	5,216	24,157	269	304	22,588	24,990	182,494	228	261	793	12,951	10,255	51,962	101	459	6,372	24,239
25–49	544	588		18,403	19,947		505	563	97,166	103,471		477	509		31,899	30,245		298		12,980	
50–99	673	878	928	43,418	55,804	61,175	649	870	244,753	310,871	430,620	629	815	904	71,774	80,496	104,722	514	748	33,964	56,131
100–199	455	621	548	55,777	76,637	67,880	451	616	407,328	489,071	488,425	427	589	539	83,337	108,196	102,354	390	498	44,253	58,850
200–399	105	143	105	25,111	33,850	24,765	105	140	190,851	244,474	186,653	105	132	104	34,150	43,784	36,488	89	97	18,364	19,466
400 and over	10	13	10	5,915	7,440	4,475	10	13	52,601	35,524	36,649	10	13	10	7,970	12,995	6,375	10	10	3,907	3,385
Crawford																					
Total	1,841	2,114	2,004	190,068	232,532	222,109	1,749	2,021	1,382,432	1,238,245	1,500,025	1,619	1,857	2,006	356,677	371,066	394,028	1,309	1,565	170,124	193,778
None							18	9	10,030	4,833	6,565	19	11	12	4,330	1,886	3,610	20	9	4,147	1,415
Under 25	142	143	337	2,041	2,253	10,056	109	116	18,011	11,176	76,135	78	78	337	5,962	5,703	23,754	34	156	2,941	10,359
25–49	263	273		8,949	9,338		233	247	65,521	44,613		199	197		17,990	15,738		117		7,862	

[1] Comparison with later censuses may be found in groups below beginning with 400–699.

COUNTY TABLE 1.—CHICKENS ON FARMS 1940, 1935, AND 1930; CHICKEN EGGS PRODUCED AND CHICKENS RAISED 1939, 1934, AND 1929; AND CHICKENS SOLD, 1939 AND 1929; CLASSIFIED BY NUMBER ON HAND—Continued

(Chickens on hand over 4 months old Apr. 1, 1940 and over 3 months old Jan. 1, 1935 and Apr. 1, 1930)

STATE OR COUNTY AND NUMBER OF CHICKENS ON HAND	CHICKENS ON HAND						CHICKEN EGGS PRODUCED					CHICKENS RAISED						CHICKENS SOLD			
	Farms reporting			Number			Farms reporting		Dozens			Farms reporting			Number			Farms reporting		Number	
	1940 (Apr.1)	1935 (Jan.1)	1930 (Apr.1)	1940 (Apr. 1)	1935 (Jan. 1)	1930 (Apr. 1)	1939	1934	1939	1934	1929	1939	1934	1929	1939	1934	1929	1939	1929	1939	1929
OHIO—Continued																					
Crawford—Contd.																					
50-99	567	617	625	38,162	41,099	42,384	538	588	262,644	200,735	282,493	501	557	620	84,968	64,065	74,737	390	457	41,010	31,519
100-199	675	793	806	85,085	101,032	102,775	661	777	606,651	512,944	658,917	638	718	802	157,185	160,812	181,723	572	718	70,264	91,428
200-399	169	251	207	39,581	59,805	49,380	165	247	275,764	341,926	339,053	160	242	206	59,517	94,737	76,332	152	196	26,850	39,662
400-799	21	35	(1)	9,950	16,505	(1)	21	35	75,861	100,498	(1)	21	34	(1)	21,225	25,025	(1)	20	(1)	12,100	(1)
800 and over	4	2	(1)	6,300	2,500	(1)	4	2	47,950	21,520	(1)	3	2	(1)	5,500	5,100	(1)	4	(1)	4,950	(1)
400-699	20	32	20	9,200	14,355	9,170	20	32	75,081	90,098	70,375	20	31	20	19,225	21,825	17,750	19	20	11,000	9,090
700-999	2	3	6	1,650	2,150	4,800	2	3	4,780	10,400	38,480	4	5	9	7,500	8,300	16,122	2	6	1,550	3,900
1000 and over	3	2	3	5,400	2,500	3,544	3	2	43,950	21,520	28,007							3	3	4,500	6,405
Cuyahoga																					
Total	1,518	1,520	841	94,843	92,514	68,093	1,408	1,398	739,147	735,802	548,006	1,240	1,320	827	213,766	201,260	155,530	583	433	129,820	58,875
None	———	———	———	———	———	———	31	1	14,369	125	1,650	43	5	9	19,758	26,728	1,125	21	4	21,002	630
Under 25	469	474	398	6,563	6,835	10,813	396	406	52,067	29,598	81,094	295	356	377	43,354	13,753	25,097	59	122	32,980	7,966
25-49	452	489		14,663	15,608		412	455	107,531	82,949		363	437		27,164	28,549		142		12,323	
50-99	524	527	244	19,893	19,394	15,190	307	310	143,882	130,080	116,315	290	305	243	36,305	33,193	28,869	163	150	12,156	11,259
100-199	174	145	116	20,993	17,665	14,455	166	143	159,262	168,579	111,439	159	135	116	37,750	29,939	27,059	117	88	21,799	11,197
200-399	77	58	61	19,211	14,042	14,645	76	57	137,711	134,062	124,928	70	55	60	23,835	23,683	23,365	62	50	13,028	10,983
400-799	16	18	(1)	7,500	9,570	(1)	14	17	67,095	89,409	(1)	14	18	(1)	12,850	22,900	(1)	13	(1)	7,600	(1)
800 and over	6	9	(1)	6,020	9,400	(1)	6	9	57,250	101,000	(1)	6	9	(1)	12,750	22,515	(1)	6	(1)	8,932	(1)
400-699	16	14	17	7,500	6,700	8,050	14	13	67,095	58,100	68,480	14	14	17	12,850	17,600	33,015	13	15	7,600	9,140
700 and over	6	13	5	6,020	12,270	4,940	6	13	57,230	132,309	44,100	6	13	5	12,750	27,815	17,000	6	4	8,932	7,700
Darke																					
Total	4,318	4,750	4,520	405,343	492,107	454,820	4,082	4,547	3,099,951	3,016,808	3,524,823	3,809	4,419	4,459	944,970	875,626	915,578	3,083	3,573	545,180	466,417
None	———	———	———	———	———	———	30	12	22,335	4,555	950	39	20	7	40,786	4,655	910	37	8	39,473	871
Under 25	397	273	857	5,744	4,169	25,508	296	195	41,811	20,373	194,172	239	173	830	24,722	9,182	74,290	126	495	15,743	33,109
25-49	772	647		26,988	22,773		700	576	174,140	114,781		636	568		66,448	42,257		373		30,793	
50-99	1,486	1,597	1,675	98,502	106,469	112,338	1,420	1,552	665,705	589,336	846,643	1,325	1,489	1,649	218,511	198,592	248,684	1,059	1,280	104,742	117,781
100-199	1,500	1,736	1,547	162,338	216,163	192,162	1,274	1,717	1,195,310	1,268,268	1,452,746	1,219	1,691	1,536	386,985	400,649	382,237	1,151	1,381	226,072	196,801
200-399	309	435	395	73,601	105,442	94,890	308	435	584,556	715,709	755,909	297	418	391	125,738	163,371	156,087	284	366	67,965	85,958
400-799	45	56	(1)	21,170	25,618	(1)	45	54	208,916	188,086	(1)	45	55	(1)	52,180	41,120	(1)	44	(1)	38,192	(1)
800 and over	9	6	(1)	17,000	11,475	(1)	9	6	207,200	115,700	(1)	9	5	(1)	31,600	15,800	(1)	9	(1)	22,200	(1)
400-699	44	53	38	20,470	23,386	18,422	44	51	202,199	169,306	168,563	44	52	38	51,430	38,420	30,170	43	36	37,717	16,290
700-999	5	5	4	3,900	3,830	2,900	5	5	48,517	29,580	23,700	5	5	4	6,750	3,900	3,050	5	4	4,075	1,607
1000 and over	5	4	4	13,800	9,875	8,600	5	4	165,400	104,900	82,140	5	3	4	25,600	14,600	20,150	5	3	18,600	14,000
Defiance																					
Total	1,865	2,072	1,965	206,038	242,682	233,955	1,794	1,982	1,888,310	1,447,410	1,936,317	1,755	1,784	1,955	435,849	408,847	534,112	1,284	1,615	208,689	249,690
None	———	———	———	———	———	———	11	7	12,797	5,430	1,525	21	12	4	10,312	8,371	850	19	5	9,690	940
Under 25	161	112	328	2,346	1,740	9,867	131	89	19,353	11,207	87,179	136	56	320	14,431	4,172	26,626	38	153	9,500	13,602
25-49	267	304		9,220	10,295		250	271	64,756	56,968		233	222		24,453	17,587		105		10,679	
50-99	518	591	579	34,440	39,229	39,491	499	568	267,554	201,615	327,140	471	501	577	76,849	62,450	161,992	340	465	34,657	42,823
100-199	646	733	749	82,693	93,505	97,176	634	721	744,225	547,959	769,750	626	677	746	175,967	161,073	189,266	539	695	83,061	105,743
200-399	240	283	265	57,464	69,978	63,538	236	278	564,633	447,836	521,040	235	269	264	97,349	112,017	114,988	213	253	43,206	62,278

400-799	26	41	(1)	12,375	19,827	(1)	26	41	125,570	150,855	(1)	26	40	(1)	19,688	32,177	(1)	23	(1)	9,296	(1)
800 and over	7	8	(1)	7,500	8,110	(1)	7	7	89,422	45,540	(1)	7	7	(1)	16,800	11,000	(1)	7	(1)	8,600	(1)
400-699	24	38	33	10,975	17,597	14,580	24	38	110,792	114,115	143,823	24	37	33	17,538	29,627	24,670	21	33	8,202	14,962
700-999	6	8	8	4,750	6,390	6,170	6	8	52,640	38,450	58,860	6	7	8	8,250	8,050	9,320	6	8	4,694	5,440
1000 and over	3	3	3	4,150	3,950	3,133	3	2	51,560	23,850	27,000	3	3	3	10,700	5,500	6,400	3	3	5,000	3,902
Delaware																					
Total	2,305	2,677	2,555	172,681	229,275	241,554	2,195	2,513	1,137,567	1,333,574	1,970,105	1,960	2,345	2,539	298,102	370,993	413,037	1,139	1,813	123,625	195,667
None	-----	-----	-----	-----	-----	-----	10	4	5,149	1,710	10,735	22	10	18	4,805	1,435	4,762	21	13	3,853	4,130
Under 25	335	314	667	4,780	4,718	18,627	288	248	26,499	26,729	153,966	210	187	648	14,470	11,193	44,213	74	305	6,355	18,927
25-49	585	547		19,403	18,227		556	506	110,142	93,819		458	468		35,487	29,996		190		12,540	
50-99	748	858	852	47,988	55,148	57,048	720	823	286,153	286,029	475,970	672	786	844	85,403	81,893	99,196	402	596	32,493	42,544
100-199	518	748	817	63,565	91,213	100,618	501	728	417,975	517,138	808,250	478	698	810	99,303	130,705	158,361	351	705	39,467	75,353
200-399	100	184	175	23,485	43,259	40,931	100	180	167,208	279,011	297,979	99	170	175	36,384	64,746	65,374	83	158	19,042	33,866
400-799	17	21	(1)	7,560	10,812	(1)	16	20	67,586	81,118	(1)	17	21	(1)	13,670	18,525	(1)	14	(1)	5,875	(1)
800 and over	4	5	(1)	5,900	5,900	(1)	4	4	56,855	48,020	(1)	4	5	(1)	8,580	32,500	(1)	4	(1)	4,000	(1)
400-699	17	18	31	7,560	8,590	13,955	16	17	67,586	67,302	131,673	17	18	31	13,670	13,875	23,585	14	25	5,875	10,774
700-999	1	6	12	800	4,722	9,275	1	5	10,800	41,236	83,282	1	6	12	1,400	28,150	16,046	1	12	700	9,323
1000 and over	3	2	1	5,100	3,400	1,100	3	2	46,055	20,600	8,250	3	2	1	7,180	9,000	1,500	3	1	3,300	750
Erie																					
Total	1,233	1,580	1,540	91,989	125,387	129,265	1,127	1,512	624,940	682,888	1,035,478	1,068	1,370	1,541	177,574	182,001	263,562	683	1,088	89,907	137,850
None	-----	-----	-----	-----	-----	-----	8	1	2,237	52	4,104	19	3	15	2,575	1,680	2,930	13	13	7,213	2,709
Under 25	222	232	594	3,384	3,711	16,331	171	196	22,601	19,037	130,189	138	149	585	17,224	5,858	45,299	48	282	10,735	22,625
25-49	324	407		10,828	13,625		289	392	62,367	60,185		276	348		22,128	19,963		140		9,127	
50-99	376	525	526	23,370	32,682	32,806	361	511	149,340	158,640	276,650	343	479	525	47,212	48,726	66,151	244	407	18,720	30,972
100-199	229	284	288	28,062	34,518	34,229	219	281	191,684	182,132	253,037	213	268	286	49,582	51,544	66,827	172	267	22,127	35,743
200-399	59	106	102	14,620	26,531	24,306	56	106	103,837	159,771	195,326	57	100	100	21,585	33,110	42,475	46	92	12,127	22,513
400 and over	23	26	(1)	11,725	14,320	(1)	23	25	92,874	103,071	(1)	22	23	(1)	17,268	21,140	(1)	20	(1)	9,858	(1)
400-699	17	22	21	7,325	10,220	9,691	17	21	48,285	70,391	76,647	16	19	21	11,500	11,140	14,200	14	18	7,053	8,489
700 and over	6	4	9	4,400	4,100	11,902	6	4	44,589	32,680	99,525	6	4	9	5,768	10,000	25,680	6	9	2,825	14,999
Fairfield																					
Total	2,662	3,092	2,804	200,992	274,097	255,347	2,556	2,965	1,451,636	1,480,279	1,925,537	2,363	2,905	2,805	390,053	428,080	448,457	1,610	2,232	170,347	204,739
None	-----	-----	-----	-----	-----	-----	16	8	9,343	3,055	4,494	24	11	12	9,564	1,405	1,205	21	10	9,098	628
Under 25	363	304	702	5,448	4,519	20,335	311	253	35,663	19,182	154,121	227	220	694	18,048	8,418	48,840	76	389	10,941	18,159
25-49	639	562		21,528	18,964		603	528	137,036	90,663		529	511		46,160	33,548		277		17,154	
50-99	948	1,115	1,055	60,353	71,953	70,181	923	1,085	404,093	341,266	531,506	894	1,071	1,053	120,449	112,714	155,326	651	867	45,763	57,902
100-199	555	847	828	67,939	102,832	101,206	548	832	499,815	516,959	716,009	536	832	827	120,098	161,687	165,326	451	759	49,579	75,907
200-399	133	228	183	31,401	54,420	43,724	132	224	269,765	328,543	323,413	130	224	183	52,920	81,660	65,211	115	171	24,537	32,493
400-799	20	31	(1)	10,500	15,520	(1)	19	30	68,832	134,944	(1)	19	31	(1)	12,714	19,475	(1)	15	(1)	6,475	(1)
800 and over	4	5	(1)	3,823	5,869	(1)	4	5	27,089	45,667	(1)	4	5	(1)	10,100	9,173	(1)	4	(1)	7,000	(1)
400-699	17	27	29	8,400	12,670	13,244	16	26	51,752	106,944	130,576	16	27	29	10,214	16,475	22,175	12	29	5,075	13,100
700 and over	7	9	7	5,923	8,739	6,657	7	9	44,169	73,667	65,418	7	9	7	12,600	12,173	10,374	7	7	8,400	6,550
Fayette																					
Total	1,430	1,534	1,497	114,316	160,740	140,692	1,391	1,377	849,987	588,508	1,000,275	1,335	1,451	1,498	214,087	233,794	264,164	910	1,194	75,092	117,994
None	-----	-----	-----	-----	-----	-----	7	-----	1,971	-----	4,240	9	2	8	1,810	390	1,160	8	5	1,246	751
Under 25	141	70	315	2,198	1,102	9,586	122	41	17,851	4,229	78,099	93	46	312	7,025	2,798	26,660	40	187	2,292	9,635
25-49	269	183		9,201	6,484		256	150	67,206	17,874		239	162		23,095	11,881		104		7,045	
50-99	528	477	530	34,624	30,777	35,390	519	431	262,403	97,995	251,959	512	459	529	68,852	50,691	75,711	347	420	20,675	29,510
100-199	422	640	524	51,243	79,085	64,891	417	600	374,044	286,762	434,298	412	623	521	87,326	113,559	113,593	350	466	31,659	53,438
200-399	64	150	120	14,395	35,437	26,925	64	141	105,002	144,315	205,279	64	145	120	21,489	45,075	41,190	55	108	9,592	19,862
400 and over	6	14	8	2,655	7,875	3,900	6	14	21,490	37,335	28,400	6	14	8	4,510	9,400	7,850	6	8	2,585	4,800
Franklin																					
Total	2,652	3,289	2,583	186,318	266,857	241,914	2,429	3,087	1,358,048	1,492,762	1,890,573	2,316	2,906	2,524	411,683	436,933	506,555	1,430	1,981	197,401	265,836
None	-----	-----	-----	-----	-----	-----	31	7	14,233	1,405	6,311	58	8	22	22,532	857	3,460	42	22	19,822	2,645
Under 25	540	575	788	8,022	8,443	21,656	420	473	52,719	44,250	161,750	385	380	746	22,993	16,024	60,134	121	422	8,746	26,578
25-49	736	782		24,463	26,100		662	731	144,502	128,935		620	700		58,289	46,933		291		21,174	

[1] Comparison with later censuses may be found in groups below beginning with 400-699.

COUNTY TABLE 1.—CHICKENS ON FARMS 1940, 1935, AND 1930; CHICKEN EGGS PRODUCED AND CHICKENS RAISED 1939, 1934, AND 1929; AND CHICKENS SOLD, 1939 AND 1929; CLASSIFIED BY NUMBER ON HAND—Continued

(Chickens on hand over 4 months old Apr. 1, 1940 and over 3 months old Jan. 1, 1935 and Apr. 1, 1930)

STATE OR COUNTY AND NUMBER OF CHICKENS ON HAND	CHICKENS ON HAND						CHICKEN EGGS PRODUCED					CHICKENS RAISED						CHICKENS SOLD			
	Farms reporting			Number			Farms reporting		Dozens			Farms reporting			Number			Farms reporting		Number	
	1940 (Apr. 1)	1935 (Jan. 1)	1930 (Apr. 1)	1940 (Apr. 1)	1935 (Jan. 1)	1930 (Apr. 1)	1939	1934	1939	1934	1929	1939	1934	1929	1939	1934	1929	1939	1929	1939	1929
OHIO—Continued																					
Franklin—Contd.																					
50-99	790	947	932	50,049	59,941	60,451	747	905	319,204	322,199	466,200	723	878	909	105,468	99,823	133,814	494	754	44,285	64,535
100-199	438	752	623	53,078	91,451	75,789	428	741	402,658	477,513	603,764	410	717	614	110,517	152,459	148,539	354	559	53,200	79,980
200-399	118	184	189	29,631	43,326	44,502	111	182	221,437	258,665	332,143	111	176	183	59,264	66,567	81,157	103	175	32,626	44,818
400-799	21	39	(1)	9,950	19,452	(1)	21	38	79,488	156,683	(1)	20	37	(1)	17,570	30,000	(1)	18	(1)	10,270	(1)
800 and over	9	10	(1)	11,125	18,144	(1)	9	10	123,807	103,112	(1)	9	10	(1)	15,050	24,290	(1)	7	(1)	7,280	(1)
400-699	20	35	34	9,250	16,572	16,211	20	34	78,751	126,300	124,703	19	33	34	17,070	25,150	31,151	17	33	10,170	18,380
700-999	5	6	6	4,000	4,665	4,830	5	6	41,537	42,959	47,222	5	6	5	7,000	7,340	11,700	5	5	4,150	6,300
1000 and over	5	8	11	7,825	16,359	18,475	5	8	83,007	90,536	148,480	5	8	11	8,550	21,800	36,600	3	11	3,250	22,600
Fulton																					
Total	2,424	2,714	2,641	305,305	408,217	348,285	2,286	2,567	2,812,753	2,936,372	2,841,763	1,982	2,179	2,547	669,583	659,182	656,643	1,776	2,117	420,067	366,241
None	—	—	—	—	—	—	22	16	13,749	7,862	2,300	27	20	12	16,825	3,907	6,440	31	12	14,853	4,265
Under 25	180	141	409	2,648	2,063	11,523	131	82	22,736	9,540	93,879	82	62	367	8,286	5,119	29,871	41	181	5,487	15,504
25-49	284	268		9,470	8,947		248	236	82,687	58,999		200	160		27,302	15,294		135		17,520	
50-99	510	552	641	33,911	36,409	42,953	482	522	302,477	222,447	340,107	382	417	613	71,887	55,405	82,173	322	493	44,365	43,992
100-199	975	977	1,031	127,350	129,429	134,000	935	947	1,141,474	895,390	1,071,681	853	816	1,006	278,334	208,828	260,374	821	912	171,319	145,056
200-399	426	650	491	102,361	160,584	121,112	419	638	936,515	1,225,807	983,936	391	588	480	196,049	250,134	214,640	379	456	117,686	119,728
400-799	41	114	(1)	20,185	54,585	(1)	41	114	187,017	419,038	(1)	39	105	(1)	49,500	98,170	(1)	39	(1)	36,747	(1)
800 and over	8	12	(1)	9,400	11,400	(1)	8	12	126,098	97,289	(1)	8	11	(1)	21,400	24,325	(1)	8	(1)	12,090	(1)
400-699	37	108	57	17,385	50,085	26,922	37	108	160,736	384,238	243,916	35	99	57	41,700	90,220	44,845	35	53	30,897	28,218
700-999	8	12	7	6,200	9,300	5,675	8	12	59,379	73,285	48,769	8	11	7	14,100	15,575	8,000	8	6	9,340	4,200
1000 and over	4	6	5	6,000	6,400	6,100	4	6	93,000	58,804	57,175	4	6	5	15,100	16,700	10,300	4	4	8,800	5,500
Gallia																					
Total	2,370	2,610	2,548	167,482	215,133	198,423	2,263	2,497	1,257,134	1,479,536	1,637,561	2,105	2,207	2,537	219,144	231,146	275,781	1,021	1,805	76,999	133,017
None	—	—	—	—	—	—	15	12	8,231	7,790	1,526	27	12	7	8,403	1,985	462	26	8	7,887	469
Under 25	419	306	951	6,210	4,704	27,566	375	241	34,730	31,400	223,708	321	209	940	14,478	7,470	50,363	106	511	5,450	19,553
25-49	667	588		22,579	20,007		631	556	130,284	124,449		600	490		35,244	22,396		257		10,510	
50-99	699	919	905	44,168	58,449	57,858	670	898	280,736	380,233	453,817	626	776	900	55,482	60,535	78,285	286	682	15,213	34,227
100-199	436	585	523	53,949	71,926	65,288	427	579	420,609	486,364	517,919	389	520	521	63,186	77,950	80,535	259	449	22,804	39,066
200-399	130	179	145	31,686	42,692	34,426	127	178	288,413	328,791	319,723	124	168	145	33,381	46,573	45,727	94	133	13,301	26,325
400 and over	19	33	24	8,890	17,355	13,285	18	33	94,131	120,509	120,868	18	32	24	8,970	14,237	20,409	13	22	3,834	13,577
Geauga																					
Total	1,911	2,099	1,685	160,544	168,864	168,247	1,751	1,952	1,352,526	1,219,162	1,425,551	1,631	1,460	1,696	336,326	255,184	347,602	901	968	177,952	160,093
None	—	—	—	—	—	—	17	13	4,819	6,640	7,426	31	17	21	46,757	2,860	3,437	26	12	47,790	2,340
Under 25	473	486	669	6,661	7,088	17,556	392	422	40,738	38,673	141,279	323	246	662	15,072	17,406	45,570	88	227	5,888	17,751
25-49	506	563		17,110	18,524		464	511	117,196	112,468		432	361		33,582	23,653		183		10,676	
50-99	418	543	452	26,241	33,606	28,579	389	515	195,815	212,933	218,905	364	396	450	59,060	39,896	53,393	228	272	26,528	21,135
100-199	313	324	338	40,204	40,238	42,579	292	313	330,034	318,999	326,981	290	269	357	71,704	61,784	86,151	212	257	29,214	38,911
200-399	149	131	165	37,080	32,910	42,259	146	128	350,642	255,201	370,899	142	121	165	57,626	53,561	78,377	122	143	26,279	40,716
400-799	38	43	(1)	19,098	21,448	(1)	37	41	204,617	208,715	(1)	35	41	(1)	30,400	36,964	(1)	31	(1)	17,985	(1)
800 and over	14	9	(1)	14,150	15,250	(1)	14	9	128,665	67,533	(1)	14	9	(1)	22,125	19,060	(1)	11	(1)	13,592	(1)
400-699	34	38	45	16,218	17,830	22,444	33	36	171,667	171,548	216,120	31	36	45	25,600	31,364	50,924	27	41	14,785	23,410
700-999	13	11	10	10,330	8,868	7,550	13	11	113,810	90,160	82,675	13	11	10	14,325	12,460	17,050	12	10	7,792	8,530
1000 and over	5	3	6	6,700	10,000	7,300	5	3	47,805	14,540	61,266	5	3	6	12,600	12,200	12,700	3	6	9,000	7,300

Greene																				
Total	1,942	2,159	2,061	125,379	179,260	174,843	1,852	2,015	762,196	793,752	1,229,409	1,859	2,040	2,043	255,215	297,399	332,192	1,261	1,609	106,419	156,022
None	———	———	———	———	———	———	10	3	2,403	520	3,600	16	9	13	3,395	5,623	5,090	14	11	2,369	4,325
Under 25	247	202	527	3,788	3,072	15,682	199	138	20,044	10,786	117,963	200	140	509	14,994	6,200	44,851	67	291	7,700	17,680
25-49	516	392		17,438	13,542		489	356	101,293	54,532		493	350		46,974	26,326		251		16,576	
50-99	760	781	823	48,668	50,408	53,730	739	745	290,024	205,998	395,138	737	763	812	101,060	90,975	112,296	565	649	40,482	49,798
100-199	376	669	611	43,874	82,232	74,541	372	658	271,197	367,349	477,482	371	664	609	72,991	129,435	123,485	327	564	31,286	59,828
200-399	38	107	83	8,861	24,431	19,190	38	107	53,240	121,122	137,423	37	106	83	12,151	32,190	27,870	32	77	6,420	13,486
400 and over	5	8	17	2,750	5,575	11,700	5	8	23,995	33,445	97,803	5	8	17	3,650	6,650	18,600	5	17	1,586	10,905
Guernsey																					
Total	2,231	2,782	2,364	122,541	174,547	148,589	2,164	2,584	923,441	1,058,269	1,094,699	2,062	2,382	2,349	228,564	249,882	303,913	1,310	1,651	103,704	141,122
None	———	———	———	———	———	———	17	4	6,344	1,274	450	37	8	7	4,821	1,974	263	22	4	3,594	110
Under 25	519	576	1,153	7,902	8,350	32,200	478	469	54,087	34,023	233,804	434	408	1,139	19,780	16,480	106,985	175	606	8,571	29,564
25-49	744	781		24,965	25,993		716	728	164,547	125,403		684	670		52,951	39,945		417		23,703	
50-99	659	849	799	42,030	54,262	51,199	648	818	304,670	329,426	362,239	619	762	795	73,878	75,942	84,498	473	673	31,026	44,402
100-199	251	468	318	31,074	55,963	39,243	247	459	249,800	366,368	297,419	234	433	315	51,450	78,628	63,764	174	285	22,028	39,234
200-399	48	91	82	11,390	22,154	19,777	48	91	98,369	155,989	149,797	44	84	81	15,064	26,853	34,993	41	71	8,067	19,122
400 and over	10	17	12	5,180	7,825	6,170	10	15	45,674	45,786	50,990	10	17	12	10,620	12,110	13,410	8	12	6,715	8,690
Hamilton																					
Total	2,004	2,428	2,038	119,665	146,957	144,678	1,821	2,286	747,310	832,602	1,079,159	1,692	1,913	2,022	220,726	228,702	281,523	621	1,060	101,092	125,647
None	———	———	———	———	———	———	39	2	9,859	900	6,928	46	9	14	14,241	1,044	3,974	22	10	11,825	1,800
Under 25	635	594	936	9,011	10,131	26,905	537	537	56,650	51,536	191,720	457	390	918	22,503	18,820	57,629	62	299	6,766	16,193
25-49	597	752		19,711	24,783		534	712	124,142	122,493		502	591		36,467	40,627		127		8,775	
50-99	474	683	677	28,808	40,592	42,490	439	650	173,106	197,798	297,626	424	577	670	49,299	59,214	83,219	225	421	17,066	35,456
100-199	196	299	315	23,715	35,102	37,082	182	287	138,547	196,165	268,638	177	262	315	35,692	45,522	68,983	118	245	15,760	33,230
200-399	64	72	86	15,640	17,240	20,776	56	70	84,728	113,615	164,341	53	63	83	21,966	26,640	31,288	40	63	15,634	14,958
400-799	31	21	(1)	15,680	9,665	(1)	27	21	85,193	63,873	(1)	26	15	(1)	27,858	16,140	(1)	20	(1)	18,766	(1)
800 and over	7	7	(1)	7,100	9,444	(1)	7	7	75,085	86,222	(1)	7	6	(1)	12,700	20,695	(1)	7	(1)	8,500	(1)
400-699	25	21	17	11,480	9,665	7,775	21	21	61,668	63,873	58,087	20	15	17	24,658	16,140	14,030	15	15	16,816	8,210
700-999	10	2	1	7,600	1,650	750	10	2	53,475	10,725	5,699	10	2	1	9,200	1,650	500	9	1	5,550	400
1000 and over	3	5	6	3,700	7,794	8,900	3	5	45,135	75,497	86,120	3	4	6	6,700	19,045	21,900	3	6	4,900	15,400
Hancock																					
Total	2,532	2,968	2,766	234,589	293,122	269,365	2,413	2,866	1,869,932	1,964,085	1,748,890	2,264	2,585	2,753	482,602	506,960	523,000	1,751	2,275	244,168	271,056
None	———	———	———	———	———	———	17	18	24,998	4,560	9,706	24	20	18	21,404	5,078	3,990	23	19	19,587	3,160
Under 25	178	218	490	2,753	3,503	14,975	134	184	23,784	27,683	110,433	119	138	479	10,635	7,809	59,609	56	260	6,195	18,600
25-49	403	453		13,387	15,610		367	426	92,353	102,398		315	340		29,141	26,235		151		13,008	
50-99	862	982	1,013	57,355	66,501	69,118	832	953	429,380	432,935	452,027	771	859	999	124,127	110,423	138,211	602	838	61,004	69,825
100-199	904	1,052	1,051	111,990	133,931	130,135	881	1,028	878,793	886,487	812,590	859	981	1,045	217,090	234,843	251,023	746	961	103,402	129,027
200-399	160	234	195	37,074	55,852	46,562	157	228	319,228	385,297	299,084	151	221	195	57,055	89,042	76,927	128	180	26,977	42,114
400 and over	25	29	17	12,030	17,725	8,575	25	29	101,396	124,727	63,050	25	26	17	23,150	33,530	13,240	25	17	13,995	8,330
Hardin																					
Total	2,109	2,411	2,269	201,014	227,938	221,391	1,928	2,272	1,345,707	1,319,631	1,394,200	1,896	2,249	2,257	416,695	408,150	402,735	1,584	1,815	212,971	202,508
None	———	———	———	———	———	———	12	6	2,832	755	6,140	26	10	19	7,324	2,840	3,985	25	21	6,290	3,450
Under 25	188	137	483	2,719	2,217	13,884	113	102	16,090	10,740	94,590	107	97	469	14,145	8,027	35,024	61	248	8,842	14,598
25-49	324	398		11,138	13,690		278	356	64,519	65,034		251	348		23,233	27,884		160		10,784	
50-99	684	826	780	45,582	53,857	52,141	640	785	281,455	293,313	318,597	624	778	770	101,521	92,566	96,568	511	618	50,096	46,221
100-199	737	845	804	92,780	104,262	100,358	712	624	613,687	631,824	603,508	714	821	798	192,336	196,683	181,439	661	733	97,040	94,605
200-399	161	183	181	38,045	42,527	42,863	158	178	290,476	245,696	281,230	159	176	180	61,771	64,780	65,874	151	175	31,706	32,958
400-799	10	20	(1)	4,550	9,485	(1)	10	20	38,334	62,939	(1)	10	20	(1)	5,765	14,070	(1)	10	(1)	2,895	(1)
800 and over	5	2	(1)	6,200	1,900	(1)	5	1	38,314	9,330	(1)	5	1	(1)	10,600	1,300	(1)	5	(1)	5,318	(1)
400-699	10	19	17	4,550	8,750	7,995	10	19	38,334	61,379	58,335	10	19	17	5,765	13,570	12,045	10	17	2,895	6,176
700-999	2	2	2	1,600	1,635	1,550	2	2	13,314	10,890	10,800	2	2	2	2,800	1,800	2,000	2	1	1,200	500
1000 and over	3	1	2	4,600	1,000	2,600	3	-----	25,000	----------	21,000	3	-----	2	7,800	---------	5,800	3	2	4,118	4,000
Harrison																					
Total	1,529	1,731	1,538	81,856	112,223	100,755	1,423	1,632	623,622	702,506	677,452	1,292	1,522	1,534	134,384	153,784	166,835	930	1,142	62,717	85,981
None	———	———	———	———	———	———	17	4	5,619	1,322	970	24	7	6	5,950	601	766	20	6	4,524	640
Under 25	331	244	643	4,888	5,648	18,659	267	190	32,232	18,290	123,927	220	159	638	10,199	5,000	35,888	105	376	4,659	15,718
25-49	515	505		16,890	17,511		474	474	120,615	104,161		430	433		27,970	26,157		270		11,271	

[1] Comparison with later censuses may be found in groups below beginning with 400-699.

COUNTY TABLE 1.—CHICKENS ON FARMS 1940, 1935, AND 1930; CHICKEN EGGS PRODUCED AND CHICKENS RAISED 1939, 1934, AND 1929; AND CHICKENS SOLD, 1939 AND 1929; CLASSIFIED BY NUMBER ON HAND—Continued

(Chickens on hand over 4 months old Apr. 1, 1940 and over 3 months old Jan. 1, 1935 and Apr. 1, 1930)

STATE OR COUNTY AND NUMBER OF CHICKENS ON HAND	CHICKENS ON HAND						CHICKEN EGGS PRODUCED					CHICKENS RAISED						CHICKENS SOLD			
	Farms reporting			Number			Farms reporting		Dozens			Farms reporting			Number			Farms reporting		Number	
	1940 (Apr.1)	1935 (Jan.1)	1930 (Apr.1)	1940 (Apr. 1)	1935 (Jan. 1)	1930 (Apr. 1)	1939	1934	1939	1934	1929	1939	1934	1929	1939	1934	1929	1939	1929	1939	1929
OHIO—Continued																					
Harrison—Contd.																					
50-99	472	633	594	29,232	39,898	37,986	460	620	213,197	251,375	250,201	426	590	591	44,672	52,323	63,150	361	483	20,351	32,453
100-199	174	282	251	20,462	32,903	30,476	168	279	152,609	215,902	196,494	155	268	249	29,718	41,950	44,970	141	229	13,627	25,244
200-399	32	59	43	7,534	13,893	10,129	32	57	72,500	93,460	79,750	32	57	43	12,125	22,493	16,052	28	41	6,762	8,926
400 and over	5	8	7	2,850	4,370	3,505	5	8	26,850	17,996	26,110	5	8	7	3,750	5,260	6,000	5	7	1,523	3,000
Henry																					
Total	2,230	2,533	2,427	318,460	390,751	326,431	2,140	2,466	2,768,923	2,792,044	2,467,921	1,980	2,181	2,300	664,939	655,419	626,546	1,798	2,095	352,955	334,681
None	—	—	—	—	—	—	18	6	13,794	4,040	3,265	22	6	12	11,599	1,120	2,313	28	10	11,228	2,170
Under 25	77	68	248	1,206	1,018	7,345	50	52	9,290	6,252	54,517	40	24	192	6,669	1,437	16,991	30	135	3,171	8,619
25-49	184	188		6,269	6,237		153	166	44,529	45,052		105	120		15,018	9,653		71		9,155	
50-99	435	479	606	29,291	31,976	41,664	409	461	239,433	199,297	304,189	355	370	554	72,935	46,302	83,688	304	477	36,262	42,337
100-199	941	1,020	1,059	124,832	136,097	138,895	924	1,009	1,049,809	933,765	1,004,609	876	915	1,032	274,118	236,258	272,796	818	972	144,472	144,516
200-399	539	680	461	130,807	166,308	112,497	532	674	1,162,774	1,233,975	891,928	529	648	458	241,188	274,907	204,413	495	450	124,897	110,329
400 and over	54	98	(1)	26,055	49,115	(1)	54	98	249,294	369,663	(1)	53	98	(1)	43,412	85,742	(1)	52	(1)	23,770	(1)
400-699	50	88	49	23,055	39,115	22,185	50	88	219,670	312,063	168,005	49	88	48	39,612	65,582	36,145	48	47	22,020	20,731
700 and over	4	10	4	3,000	10,000	3,845	4	10	29,624	57,600	41,408	4	10	4	3,800	20,160	10,200	4	4	1,750	5,979
Highland																					
Total	2,771	3,029	2,808	258,805	327,451	287,530	2,605	2,941	1,879,962	2,101,929	2,238,008	2,551	2,844	2,788	403,070	456,735	471,631	1,834	2,185	168,378	228,169
None	—	—	—	—	—	—	16	6	6,656	775	3,482	24	10	9	2,675	695	1,137	16	7	1,295	472
Under 25	269	186	460	4,146	3,152	13,744	216	151	24,552	16,549	104,481	195	128	445	11,566	6,098	88,502	85	222	4,669	10,681
25-49	467	387		16,021	13,516		413	365	95,270	71,257		400	339		29,367	24,460		193		8,708	
50-99	869	898	950	58,646	59,775	64,457	823	878	370,023	356,576	484,766	806	851	944	95,070	91,874	111,820	582	703	33,989	46,844
100-199	941	1,163	1,089	117,066	146,453	137,027	915	1,148	840,674	931,149	1,008,276	906	1,130	1,081	178,373	192,396	211,408	758	960	72,208	107,007
200-399	197	362	282	46,161	86,475	68,283	194	360	367,906	570,674	525,186	193	354	282	59,744	107,607	97,039	174	267	27,182	52,586
400-799	23	28	(1)	10,865	12,030	(1)	23	28	105,246	95,136	(1)	22	27	(1)	13,875	19,205	(1)	21	(1)	7,425	(1)
800 and over	5	5	(1)	5,900	6,050	(1)	5	5	69,635	59,813	(1)	5	5	(1)	12,400	14,400	(1)	5	(1)	12,900	(1)
400-699	22	28	21	10,165	12,050	9,439	22	28	99,246	95,136	71,108	21	27	21	13,375	19,205	15,925	20	20	7,175	7,850
700 and over	6	5	6	6,600	6,050	4,600	6	5	75,635	59,813	40,709	6	5	6	12,900	14,400	5,800	6	6	13,150	2,749
Hocking																					
Total	1,186	1,550	1,266	66,719	86,211	82,483	1,064	1,429	404,416	415,825	565,011	1,004	1,402	1,168	96,336	109,822	107,366	559	836	37,495	46,367
None	—	—	—	—	—	—	10	2	2,584	2,504	3,040	17	2	6	3,691	120	455	10	6	3,021	156
Under 25	244	325	586	3,683	4,929	16,445	190	261	25,515	22,166	104,667	185	247	495	8,997	9,459	25,879	46	282	4,493	9,332
25-49	401	503		13,340	16,894		354	465	67,018	69,826		334	465		19,310	24,592		141		5,128	
50-99	355	487	441	22,209	30,211	28,554	329	471	118,454	143,189	183,787	297	462	432	29,897	36,384	35,681	218	334	10,262	14,444
100-199	151	194	190	18,167	23,581	23,201	146	189	116,462	125,990	165,362	137	187	187	23,646	28,362	29,011	114	167	9,808	13,107
200 and over	35	41	49	9,320	10,596	14,283	35	41	74,383	52,150	110,155	34	39	48	10,795	10,905	16,340	30	47	4,783	9,328
Holmes																					
Total	2,091	2,225	2,101	301,512	324,343	275,118	2,051	2,100	2,925,264	2,583,418	2,306,416	1,822	1,805	2,071	528,661	409,416	459,397	1,452	1,776	258,639	253,007
None	—	—	—	—	—	—	13	2	19,516	1,950	2,450	14	3	6	4,566	1,130	875	15	6	4,425	845
Under 25	134	125	327	1,851	1,966	9,684	119	88	12,962	13,103	78,992	78	52	308	6,315	2,502	21,961	31	203	4,020	11,138
25-49	228	264		7,680	9,027		222	228	49,107	56,006		166	170		13,507	10,764		81		6,139	

50-99	427	504	542	28,671	33,713	36,413	414	478	201,179	237,583	304,613	357	386	535	55,172	42,428	62,128	261	438	26,175	52,512
100-199	743	710	781	99,141	94,953	102,645	727	686	954,849	729,698	827,151	672	613	774	187,604	121,154	172,187	583	697	92,520	94,771
200-399	481	525	586	119,781	130,908	92,934	478	522	1,209,895	1,088,940	790,537	458	485	584	195,242	166,566	147,484	412	571	91,620	79,184
400-799	68	84	(1)	32,355	40,276	(1)	68	83	344,424	326,633	(1)	67	83	(1)	54,355	50,017	(1)	60	(1)	27,895	(1)
800 and over	10	13	(1)	12,033	13,500	(1)	10	13	135,332	129,525	(1)	10	13	(1)	11,900	15,075	(1)	9	(1)	5,845	(1)
400-699	62	78	57	28,150	36,001	26,692	62	78	305,230	297,083	239,917	61	77	57	46,370	42,817	45,905	54	53	23,175	28,743
700-999	8	11	6	6,008	8,375	4,750	8	10	67,694	75,100	40,756	8	11	6	9,785	12,125	7,524	8	6	5,020	5,154
1000 and over	8	8	2	10,250	9,400	2,000	8	8	104,852	83,975	22,000	8	8	1	10,100	10,150	1,333	7	2	5,545	900
Huron																					
Total	2,096	2,513	2,225	167,099	213,222	180,741	1,922	2,389	1,056,668	1,569,194	1,272,338	1,787	1,956	2,218	299,465	294,723	330,164	1,292	1,624	145,215	161,294
None	———	———	———	———	———	———	20	8	8,215	2,930	3,400	27	7	16	10,331	1,472	2,612	28	11	10,082	1,217
Under 25	278	258	663	4,151	3,961	19,036	217	209	22,212	22,905	143,460	166	116	656	9,030	5,523	40,447	58	504	4,555	16,484
25-49	463	498		15,473	16,748		407	462	79,746	107,877		370	355		26,489	19,121		186		9,865	
50-99	706	901	888	45,440	57,928	58,579	658	868	268,939	416,409	405,474	622	750	879	82,334	75,250	108,737	503	695	36,501	52,825
100-199	523	663	537	64,236	80,489	65,701	498	651	409,744	600,969	454,819	483	565	534	109,309	108,128	110,707	413	489	50,286	57,002
200-399	101	168	117	23,999	39,530	27,845	97	166	157,750	309,071	190,219	95	140	116	39,582	58,936	47,371	83	107	19,401	22,651
400-799	22	19	(1)	10,895	9,350	(1)	22	19	80,733	81,912	(1)	21	17	(1)	17,190	17,385	(1)	21	(1)	12,525	(1)
800 and over	5	6	(1)	2,925	5,216	(1)	5	6	29,329	27,121	(1)	5	6	(1)	5,400	8,908	(1)				
400-699	21	18	15	10,195	8,650	7,230	21	18	71,608	73,512	54,166	20	16	14	15,190	16,285	13,390	18	15	8,625	7,335
700 and over	4	7	3	3,625	5,916	2,350	4	7	38,454	55,521	20,800	4	7	3	7,400	10,008	6,900	3	3	3,900	3,800
Jackson																					
Total	1,438	1,666	1,406	90,913	127,259	112,643	1,363	1,562	643,208	767,284	909,893	1,320	1,523	1,392	138,663	155,091	173,600	541	978	52,387	75,086
None	———	———	———	———	———	———	18	2	5,010	700	———	28	2	———	8,692	80	———	16	1	7,975	40
Under 25	405	262	503	5,686	3,892	13,586	350	214	33,942	14,066	102,030	330	207	496	16,315	7,050	30,744	73	263	5,605	11,616
25-49	374	442		12,146	14,800		353	404	67,035	61,102		335	406		20,307	21,879		100		4,849	
50-99	344	513	492	21,550	35,227	31,860	331	498	134,615	177,528	238,750	320	479	489	29,290	40,016	48,942	149	369	9,151	19,752
100-199	222	338	304	28,006	41,624	37,909	221	333	217,391	268,170	313,514	217	322	301	37,299	51,795	50,552	141	247	12,896	21,893
200-399	85	95	93	19,800	22,108	22,250	82	95	156,450	171,004	195,802	85	92	93	22,660	24,787	32,302	55	85	9,756	15,865
400 and over	8	16	14	3,725	11,808	7,258	8	16	28,765	74,714	59,997	8	15	13	4,100	9,484	11,060	7	13	2,175	5,920
Jefferson																					
Total	1,687	1,905	1,471	93,576	104,745	97,977	1,617	1,700	640,160	655,282	748,255	1,539	1,647	1,430	190,496	183,623	172,730	807	970	84,667	89,062
None	———	———	———	———	———	———	25	3	6,842	581	1,370	35	5	5	5,911	209	450	24	5	5,289	367
Under 25	489	495	724	7,085	7,372	20,391	444	376	35,048	32,434	152,858	388	351	689	22,045	13,115	39,512	99	346	8,415	14,801
25-49	548	618		18,107	20,297		518	558	94,362	106,144		493	536		39,332	30,420		228		13,360	
50-99	420	524	463	25,606	32,389	28,790	413	505	148,548	195,555	205,589	401	495	457	49,611	49,917	48,393	266	358	19,156	24,119
100-199	157	211	204	18,899	25,299	24,715	147	202	142,711	157,336	183,338	150	204	200	34,077	37,777	41,199	124	184	16,933	23,381
200-399	55	41	68	13,469	10,311	16,681	52	40	113,542	76,836	139,455	54	40	67	22,080	15,580	31,436	47	65	11,424	18,709
400-799	15	13	(1)	7,560	6,175	(1)	15	13	71,992	54,008	(1)	15	13	(1)	14,140	9,905	(1)	15	(1)	8,585	(1)
800 and over	3	3	(1)	2,850	2,900	(1)	3	3	27,115	32,388	(1)	3	3	(1)	3,500	6,700	(1)	3	(1)	1,725	(1)
400-699	13	13	10	6,110	6,175	4,450	13	13	53,492	54,008	44,645	13	13	10	11,340	9,905	7,540	13	10	6,485	4,785
700 and over	5	3	2	4,300	2,900	2,950	5	3	45,615	32,388	21,000	5	3	2	6,100	6,700	4,200	5	2	3,625	2,900
Knox																					
Total	2,395	2,771	2,548	215,467	266,656	247,260	2,195	2,678	1,579,023	1,778,608	1,889,884	2,081	2,445	2,516	411,988	372,726	393,349	1,537	2,049	231,291	214,944
None	———	———	———	———	———	———	22	10	10,960	9,060	4,384	38	9	9	45,469	1,276	1,185	34	10	44,690	1,475
Under 25	251	228	605	3,518	3,510	18,037	154	201	19,294	26,995	155,278	135	166	580	11,365	9,371	37,719	61	342	6,451	18,351
25-49	500	505		18,953	17,117		444	472	99,401	101,644		394	403		30,782	24,079		215		13,249	
50-99	786	932	902	51,301	60,968	60,361	722	902	349,241	393,780	467,451	696	832	893	84,710	82,738	100,607	515	750	38,386	53,371
100-199	677	807	814	85,284	100,610	100,819	654	795	609,280	660,668	743,085	625	753	809	136,511	137,441	143,449	544	736	65,867	75,473
200-399	171	265	191	42,771	63,446	45,868	170	264	363,312	442,268	346,909	165	251	190	70,929	81,296	66,859	143	177	39,966	36,674
400 and over	30	34	(1)	15,640	21,005	(1)	29	34	127,535	144,193	(1)	30	31	(1)	32,222	36,525	(1)	25	(1)	22,682	(1)
400-699	26	25	23	12,790	11,425	10,885	25	25	107,155	81,033	91,402	26	23	22	28,737	26,425	21,070	25	34	22,682	29,620
700 and over	4	9	13	2,850	9,580	11,490	4	9	20,380	63,160	101,395	4	8	13	3,485	10,100	22,660				
Lake																					
Total	955	1,015	798	72,597	73,040	77,709	864	967	578,153	536,729	635,371	789	853	789	144,076	112,197	191,047	417	465	69,437	100,089
None	———	———	———	———	———	———	21	2	8,015	1,692	9,747	37	2	20	10,233	39	8,242	20	15	8,350	6,124
Under 25	294	303	405	4,212	4,581	10,045	225	284	27,410	30,352	77,078	182	231	386	12,408	7,217	27,676	50	158	5,712	12,569
25-49	275	318		9,049	9,956		246	306	55,463	59,904		228	272		17,554	14,971		98		5,996	

[1] Comparison with later censuses may be found in groups below beginning with 400-699.

COUNTY TABLE 1.—CHICKENS ON FARMS 1940, 1935, AND 1930; CHICKEN EGGS PRODUCED AND CHICKENS RAISED 1939, 1934, AND 1929; AND CHICKENS SOLD, 1939 AND 1929; CLASSIFIED BY NUMBER ON HAND—Continued

(Chickens on hand over 4 months old Apr. 1, 1940 and over 3 months old Jan. 1, 1935 and Apr. 1, 1930)

STATE OR COUNTY AND NUMBER OF CHICKENS ON HAND	CHICKENS ON HAND						CHICKEN EGGS PRODUCED					CHICKENS RAISED						CHICKENS SOLD			
	Farms reporting			Number			Farms reporting		Dozens			Farms reporting			Number			Farms reporting		Number	
	1940 (Apr.1)	1935 (Jan.1)	1930 (Apr.1)	1940 (Apr. 1)	1935 (Jan. 1)	1930 (Apr. 1)	1939	1934	1939	1934	1929	1939	1934	1929	1939	1934	1929	1939	1929	1939	1929
OHIO—Continued																					
Lake—Continued																					
50-99	191	207	164	12,014	12,512	10,206	183	199	85,768	83,270	78,436	166	184	158	30,272	19,142	25,627	107	112	15,398	11,645
100-199	110	104	134	13,730	12,615	17,114	106	98	94,441	102,250	129,805	96	86	133	21,086	17,768	35,809	71	98	9,293	18,160
200-399	58	52	60	15,383	12,797	15,418	58	49	124,659	108,845	121,576	54	49	57	25,043	20,360	34,213	45	49	10,627	17,209
400-799	20	24	(1)	10,080	11,929	(1)	20	23	109,127	102,586	(1)	19	23	(1)	16,880	20,700	(1)	19	(1)	9,535	(1)
800 and over	7	7	(1)	6,129	8,650	(1)	7	6	73,270	47,830	(1)	7	6	(1)	10,600	12,000	(1)	7	(1)	4,526	(1)
400-699	17	20	22	7,980	9,079	10,456	17	19	87,187	76,816	87,237	17	19	22	13,680	14,750	24,280	16	20	7,835	13,242
700-999	5	7	6	3,833	5,450	4,500	5	7	31,710	52,600	39,041	4	6	8	6,350	9,950	11,200	5	6	3,820	6,150
1000 and over	5	4	7	6,398	6,050	9,970	5	3	63,500	21,000	92,451	5	4	7	7,450	8,000	24,000	5	7	2,406	14,990
Lawrence																					
Total	2,365	2,192	1,994	93,885	103,007	101,764	2,181	2,051	477,080	602,347	703,873	2,094	1,925	1,971	143,528	141,918	164,927	771	1,101	38,590	67,128
None	———	———	———	———	———	———	20	———	1,216	———	1,027	27	4	8	1,989	151	1,120	9	7	1,344	899
Under 25	926	588	1,239	13,910	9,249	32,857	805	516	62,568	44,561	203,086	765	468	1,211	29,426	14,770	62,621	184	565	5,943	21,303
25-49	804	823		26,394	27,333		756	787	118,302	139,474		712	740		43,044	37,767		261		10,803	
50-99	456	581	541	27,263	34,492	33,411	425	534	138,277	197,337	217,209	422	515	538	37,448	43,781	49,000	207	360	10,593	18,742
100-199	146	179	161	17,188	20,892	19,726	142	174	101,705	145,125	140,068	136	162	161	21,094	29,154	26,532	88	123	7,032	11,338
200 and over	33	41	53	9,150	11,041	15,770	33	40	55,012	75,850	142,483	32	36	53	10,525	16,295	25,854	22	46	2,875	14,846
Licking																					
Total	3,244	3,908	3,513	252,752	367,874	344,289	2,955	3,588	1,940,096	2,322,268	2,691,801	2,780	3,528	3,489	428,794	511,508	580,431	1,847	2,513	199,109	281,701
None	———	———	———	———	———	———	37	14	14,118	1,958	11,074	63	15	29	11,030	1,165	4,785	43	23	9,300	3,232
Under 25	630	473	1,052	9,277	7,366	30,383	488	327	54,330	29,154	232,029	415	324	1,020	29,571	14,528	62,512	175	528	14,360	27,464
25-49	875	881		28,986	29,224		773	792	173,341	147,664		724	769		56,022	48,066		377		20,507	
50-99	941	1,274	1,213	59,239	80,300	79,324	892	1,208	366,591	412,270	546,274	842	1,196	1,200	98,293	115,859	130,299	606	894	39,478	62,939
100-199	580	922	928	69,797	113,188	113,541	554	896	495,919	721,374	829,961	532	885	923	117,956	156,732	174,703	456	780	53,872	84,477
200-399	162	277	248	39,811	66,826	61,751	157	271	335,631	443,506	502,723	150	260	246	59,932	87,097	92,351	139	224	31,652	48,158
400-799	39	56	(1)	19,157	28,970	(1)	39	55	190,623	212,440	(1)	37	54	(1)	25,770	45,511	(1)	35	(1)	15,170	(1)
800-1599	13	17	(1)	14,285	16,700	(1)	13	17	160,323	159,072	(1)	13	17	(1)	14,420	17,690	(1)	13	(1)	7,270	(1)
1600 and over	4	8	(1)	12,200	25,300	(1)	4	8	149,220	194,830	(1)	4	8	(1)	15,800	24,860	(1)	3	(1)	7,500	(1)
400-699	36	46	38	17,057	21,870	18,670	36	45	172,484	161,845	169,906	34	45	37	23,270	34,936	36,696	32	36	13,620	14,206
700-999	6	18	17	4,785	13,700	12,970	6	18	65,590	104,682	107,076	6	17	17	6,200	17,965	18,525	6	16	3,700	10,815
1000-2499	11	12	14	13,600	15,900	18,550	11	12	145,872	178,485	188,628	11	12	14	12,720	16,000	38,060	13	17	12,620	30,410
2500 and over	3	5	3	10,200	19,500	9,100	3	5	116,220	121,330	104,130	3	5	3	13,800	19,160	22,500				
Logan																					
Total	2,144	2,419	2,277	168,773	209,294	202,296	1,976	2,237	1,198,710	1,176,832	1,469,773	1,837	2,114	2,273	342,281	347,481	406,563	1,438	1,825	178,342	219,561
None	———	———	———	———	———	———	26	3	12,196	590	7,216	38	8	16	10,250	780	3,491	36	14	9,260	2,450
Under 25	249	241	586	3,674	3,650	16,741	174	174	22,580	14,911	123,546	133	166	572	11,480	6,973	45,495	61	340	6,380	22,110
25-49	468	418		15,977	14,238		414	372	100,058	62,958		362	350		40,289	19,907		223		19,876	
50-99	728	859	844	48,408	56,132	56,880	683	812	333,987	288,878	430,091	643	753	841	102,447	87,544	120,375	512	694	50,534	64,568
100-199	593	729	688	72,771	88,583	84,805	575	707	518,141	509,486	589,767	556	683	687	137,795	145,592	167,490	509	629	71,233	94,599
200-399	100	157	140	25,363	37,761	33,215	96	154	167,633	234,715	232,418	97	141	138	34,105	67,535	52,086	89	131	17,713	26,704
400 and over	8	15	19	4,580	8,930	10,655	8	15	44,115	65,294	86,735	8	13	19	5,915	19,150	17,626	8	17	3,346	9,130

Lorain																					
Total	2,696	3,219	2,643	193,131	229,981	202,894	2,573	3,009	1,436,335	1,591,099	1,411,394	2,458	2,731	2,567	384,572	333,283	401,496	1,393	1,555	179,515	197,710
None	———	———	———	———	———	———	17	8	4,701	3,225	2,250	40	7	18	18,674	780	3,888	35	10	17,698	2,970
Under 25	544	648	1,128	8,097	10,085	30,411	474	561	47,817	59,295	203,172	442	491	1,062	25,847	18,141	68,855	128	404	11,654	27,152
25-49	833	910		27,503	30,255		795	846	179,087	178,337		735	767		60,046	47,647		321		22,141	
50-99	700	940	846	43,574	57,892	53,805	681	899	276,834	363,216	367,081	645	826	826	90,204	82,387	105,546	426	576	37,099	51,246
100-199	420	503	481	51,726	61,689	59,741	412	482	411,313	429,896	401,243	403	441	475	91,157	89,079	108,031	322	396	39,087	55,930
200-399	165	182	149	39,723	45,792	37,427	160	177	329,892	357,771	262,674	159	165	146	61,955	59,634	67,326	130	134	29,087	38,022
400-799	26	27	(1)	13,808	12,775	(1)	26	27	113,398	100,415	(1)	26	26	(1)	24,551	20,590	(1)	24	(1)	16,489	(1)
800 and over	8	9	(1)	8,700	11,495	(1)	8	9	75,293	98,944	(1)	8	8	(1)	12,138	15,025	(1)	7	(1)	6,250	(1)
400-699	22	25	35	10,916	11,375	16,760	22	25	84,098	90,865	126,274	22	24	34	17,725	17,290	36,200	20	29	11,989	15,790
700-999	6	5	5	4,492	3,945	3,750	6	5	42,462	34,754	33,100	6	4	5	8,764	5,700	9,150	6	5	5,900	5,100
1000 and over	6	6	1	7,100	8,950	1,000	6	6	62,131	73,740	15,600	6	6	1	10,200	12,625	2,500	5	1	4,850	1,500
Lucas																					
Total	1,766	2,034	1,642	106,781	149,553	133,867	1,683	1,893	642,317	660,455	937,386	1,618	1,823	1,634	271,370	274,276	294,117	919	1,114	131,325	142,179
None	———	———	———	———	———	———	24	3	3,608	695	5,611	50	8	15	26,463	1,660	4,722	42	13	22,596	3,463
Under 25	509	325	629	7,149	4,849	16,943	450	272	42,082	14,387	117,034	393	231	616	30,731	10,090	48,269	125	261	12,359	21,456
25-49	499	547		16,321	17,876		476	503	80,307	54,961		446	471		42,681	32,804		215		14,973	
50-99	444	629	551	27,772	36,421	35,290	425	599	128,146	135,750	238,238	426	592	546	60,053	68,071	77,790	272	414	22,675	34,907
100-199	231	412	366	27,612	49,648	44,453	226	396	188,960	209,280	283,353	221	402	362	56,100	91,260	95,239	192	337	25,428	45,253
200-399	62	98	74	14,770	23,391	18,818	62	95	103,563	124,546	143,966	61	94	73	26,220	39,785	38,849	54	70	12,355	21,055
400-799	15	18	(1)	7,270	7,900	(1)	14	18	47,753	66,950	(1)	15	18	(1)	15,600	13,700	(1)	13	(1)	11,570	(1)
800 and over	6	7	(1)	5,887	7,468	(1)	6	7	67,898	53,866	(1)	6	7	(1)	13,522	16,906	(1)	6	(1)	9,369	(1)
400-699	13	18	15	5,820	7,900	6,743	12	18	36,978	66,950	60,322	13	18	15	13,700	13,700	8,328	11	13	9,670	3,725
700-999	5	2	3	3,950	1,700	2,470	5	2	37,075	18,250	17,362	5	2	3	8,200	2,400	3,670	5	2	5,600	1,820
1000 and over	3	5	4	3,387	5,768	9,150	3	5	41,598	35,636	71,500	3	5	4	7,222	14,506	17,250	3	4	5,669	10,500
Madison																					
Total	1,392	1,568	1,448	124,415	157,324	141,791	1,268	1,489	870,516	788,454	993,037	1,279	1,465	1,441	241,627	243,519	268,030	924	1,033	102,811	116,244
None	———	———	———	———	———	———	7	2	3,902	216	2,060	16	8	6	2,669	1,550	520	9	5	1,637	220
Under 25	143	124	326	2,031	1,838	9,326	114	83	18,775	8,188	69,864	104	74	317	11,498	3,225	26,016	45	123	6,298	8,623
25-49	257	233		8,607	7,845		213	216	45,872	30,710		216	207		19,644	15,430		111		6,812	
50-99	492	490	466	32,225	31,992	30,890	449	476	167,967	133,375	227,943	455	470	464	67,461	50,356	60,858	325	324	24,473	23,996
100-199	386	556	507	47,756	69,540	62,347	373	549	332,028	333,719	418,121	375	545	505	91,185	107,380	112,938	333	443	38,965	49,516
200-399	94	142	139	21,690	34,319	34,018	92	141	184,216	203,827	236,761	93	140	139	35,273	47,998	56,940	84	129	15,636	27,444
400-799	16	21	(1)	7,806	10,150	(1)	16	20	73,656	68,804	(1)	16	19	(1)	8,449	15,400	(1)	14	(1)	5,490	(1)
800 and over	4	2	(1)	4,100	1,640	(1)	4	2	44,100	9,615	(1)	4	2	(1)	5,450	2,200	(1)	3	(1)	3,500	(1)
400-699	15	20	10	7,106	9,400	5,210	15	19	63,656	66,678	38,288	15	18	10	7,949	14,250	10,758	13	9	5,340	6,445
700-999	2	3	-----	1,600	2,390	———	2	3	14,600	11,741	———	2	3	-----	1,650	3,350	———	1	-----	150	———
1000 and over	3	-----	-----	3,200	———	———	3	-----	39,500	———	———	3	-----	-----	4,300	———	———	3	-----	3,500	———
Mahoning																					
Total	2,160	2,568	1,990	157,669	176,592	168,991	1,974	2,401	1,239,400	1,195,174	1,307,909	1,810	2,196	1,946	310,851	280,017	343,562	1,101	1,312	157,159	189,050
None	———	———	———	———	———	———	32	8	9,520	493	7,236	37	14	14	6,792	458	6,305	25	13	4,415	6,365
Under 25	582	658	902	8,140	9,861	24,319	452	566	50,529	64,868	178,943	413	468	866	20,389	16,421	54,047	110	401	7,213	22,831
25-49	579	793		19,052	25,896		530	748	121,707	153,759		462	697		41,010	41,766		230		16,031	
50-99	505	645	570	31,360	39,612	36,058	476	617	217,628	253,469	277,707	442	581	560	62,843	62,917	74,130	324	439	28,348	39,104
100-199	307	292	324	38,082	35,728	40,479	298	284	296,263	230,126	293,550	273	260	319	67,361	49,722	69,254	245	276	32,797	36,949
200-399	143	127	136	36,674	32,885	34,243	142	125	334,530	221,843	257,107	140	121	130	67,981	55,958	60,763	123	126	35,103	35,528
400-799	38	44	(1)	18,361	22,250	(1)	38	44	182,313	176,321	(1)	38	44	(1)	37,675	35,975	(1)	38	(1)	29,852	(1)
800 and over	6	11	(1)	6,000	10,360	(1)	6	11	26,910	94,295	(1)	5	11	(1)	6,800	16,800	(1)	6	(1)	3,400	(1)
400-699	36	41	44	16,911	20,150	21,471	36	41	163,813	160,821	181,547	36	41	44	35,325	33,525	51,670	36	43	21,652	31,145
700 and over	8	14	14	7,450	12,460	12,421	8	14	45,410	109,795	111,819	7	14	13	9,150	19,250	27,393	8	14	11,600	17,128
Marion																					
Total	1,601	1,800	1,743	166,273	206,271	186,178	1,489	1,722	1,371,028	1,294,437	1,192,912	1,418	1,624	1,738	304,485	309,222	328,401	1,138	1,362	134,860	156,867
None	-----	-----	-----	———	———	———	14	10	9,326	3,432	2,055	22	9	6	5,036	2,474	1,400	17	6	3,688	975
Under 25	128	104	303	1,804	1,577	8,592	96	79	12,943	9,956	58,732	69	60	299	8,568	3,563	22,718	35	149	5,816	9,228
25-49	254	220		8,624	7,395		224	199	65,155	36,066		197	180		19,186	12,077		95		7,977	

[1] Comparison with later censuses may be found in groups below beginning with 400-699.

COUNTY TABLE 1.—CHICKENS ON FARMS 1940, 1935, AND 1930; CHICKEN EGGS PRODUCED AND CHICKENS RAISED 1939, 1934, AND 1929; AND CHICKENS SOLD, 1939 AND 1929; CLASSIFIED BY NUMBER ON HAND—Continued

(Chickens on hand over 4 months old Apr. 1, 1940 and over 3 months old Jan. 1, 1935 and Apr. 1, 1930)

STATE OR COUNTY AND NUMBER OF CHICKENS ON HAND	CHICKENS ON HAND						CHICKEN EGGS PRODUCED					CHICKENS RAISED						CHICKENS SOLD			
	Farms reporting			Number			Farms reporting		Dozens			Farms reporting			Number			Farms reporting		Number	
	1940 (Apr.1)	1935 (Jan.1)	1930 (Apr.1)	1940 (Apr. 1)	1935 (Jan. 1)	1930 (Apr. 1)	1939	1934	1939	1934	1929	1939	1934	1929	1939	1934	1929	1939	1929	1939	1929
OHIO—Continued																					
Marion—Contd.																					
50-99	486	526	543	31,990	34,125	36,021	444	499	238,808	180,224	236,337	425	467	538	64,274	51,889	66,702	349	394	27,085	27,068
100-199	553	676	670	70,892	87,178	82,836	535	665	590,259	513,285	505,624	531	642	668	129,727	131,178	135,111	481	595	56,909	69,063
200-399	169	244	212	40,733	57,946	51,289	165	240	341,567	377,971	337,274	165	236	212	59,169	79,516	87,354	152	203	23,607	42,203
400-799	8	27	(1)	3,930	12,700	(1)	8	27	28,320	98,103	(1)	6	27	(1)	6,025	18,525	(1)	6	(1)	3,480	(1)
800 and over	3	3	(1)	8,300	5,350	(1)	3	3	84,650	75,400	(1)	3	3	(1)	12,500	10,000	(1)	3	(1)	6,300	(1)
400-699	8	25	14	3,930	11,300	6,640	8	25	28,320	90,603	49,690	6	25	14	6,025	17,425	13,616	6	14	3,480	7,630
700 and over	3	5	1	8,300	6,750	800	3	5	84,650	82,900	5,200	3	5	1	12,500	11,100	1,500	3	1	6,300	700
Medina																					
Total	2,511	2,865	2,480	239,234	282,102	280,669	2,324	2,723	1,897,678	2,158,589	2,339,485	2,055	2,166	2,473	438,994	388,648	536,795	1,302	1,870	215,547	285,172
None	———	———	———	———	———	———	24	8	8,140	3,280	10,877	42	7	15	8,225	615	4,055	34	20	8,060	4,040
Under 25	436	374	669	6,536	5,683	19,369	341	314	41,665	36,974	153,503	222	176	659	14,569	7,661	52,426	72	345	8,846	24,707
25-49	575	650		19,083	21,493		520	608	109,616	147,135		431	451		38,229	26,226		186		16,283	
50-99	661	821	766	42,202	51,788	49,776	624	791	282,145	364,428	378,169	581	655	762	77,515	66,480	99,088	359	588	31,366	49,168
100-199	504	636	674	63,681	78,312	86,108	490	623	500,355	597,152	683,731	464	523	671	122,865	104,320	157,248	376	574	58,963	85,523
200-399	264	292	270	64,517	72,849	67,879	256	287	559,565	554,026	584,098	247	266	267	111,486	102,869	121,493	213	243	55,986	67,165
400-799	59	82	(1)	30,845	40,247	(1)	57	82	275,355	356,475	(1)	56	78	(1)	45,005	59,677	(1)	50	(1)	23,677	(1)
800 and over	12	10	(1)	12,370	11,730	(1)	12	10	122,837	99,119	(1)	12	10	(1)	21,100	20,800	(1)	12	(1)	12,366	(1)
400-699	48	75	83	22,945	35,227	39,787	47	75	197,870	301,675	363,220	45	71	81	35,635	49,647	78,785	41	83	19,107	42,175
700-999	18	11	9	13,600	8,220	7,050	17	11	127,670	80,218	59,566	18	11	9	20,970	20,205	9,800	16	9	10,120	5,000
1000 and over	5	6	9	6,670	8,530	10,700	5	6	70,652	73,701	106,321	5	6	9	9,500	10,625	13,900	5	8	6,816	7,394
Meigs																					
Total	2,153	2,508	2,128	151,757	203,390	176,612	2,047	2,279	1,192,867	1,237,666	1,362,839	1,917	2,279	2,126	268,287	252,360	269,015	1,195	1,662	146,617	142,118
None	———	———	———	———	———	———	26	7	10,326	1,380	2,035	44	8	9	20,653	680	1,104	36	9	19,894	1,075
Under 25	518	394	746	7,501	6,007	20,644	449	285	51,398	32,758	153,066	389	302	739	30,569	11,833	46,414	184	442	18,665	22,352
25-49	575	650		19,160	22,073		538	583	124,701	106,095		516	584		37,056	31,179		267		16,728	
50-99	578	761	757	36,763	49,388	49,653	561	721	262,522	261,459	380,933	525	713	755	56,722	61,409	74,461	378	633	28,980	35,813
100-199	318	496	451	39,105	60,729	54,385	312	481	300,417	360,812	407,979	284	474	449	56,597	70,038	72,439	212	407	30,813	39,514
200-399	132	161	149	32,403	39,234	37,840	129	158	276,537	267,062	292,747	127	154	149	45,715	47,371	49,982	94	147	22,659	28,671
400 and over	32	46	(1)	16,825	25,959	(1)	32	44	166,966	208,100	(1)	32	44	(1)	20,975	28,850	(1)	24	(1)	8,880	(1)
400-699	26	35	20	12,125	16,644	9,675	26	33	124,783	129,693	87,445	26	33	20	15,425	17,350	17,215	18	19	6,850	10,293
700 and over	6	11	5	4,700	9,315	4,415	6	11	42,183	78,407	38,634	6	11	5	5,550	12,500	7,400	6	5	2,030	4,400
Mercer																					
Total	2,558	2,778	2,645	293,407	341,485	327,587	2,433	2,698	2,157,240	2,503,405	2,223,864	2,217	2,512	2,636	494,376	500,782	528,215	1,763	2,127	229,081	254,271
None	———	———	———	———	———	———	12	9	7,146	3,625	5,645	16	12	15	3,542	2,515	2,265	15	13	3,061	1,730
Under 25	135	78	276	2,187	1,272	8,151	93	67	15,961	9,581	58,309	61	39	272	3,310	2,942	19,708	28	123	1,425	8,381
25-49	289	262		10,155	9,096		256	236	63,302	55,580		194	202		16,372	13,076		106		6,030	
50-99	708	747	705	47,918	49,643	48,210	678	720	327,216	317,994	317,959	615	640	697	93,703	70,123	85,040	446	515	44,372	36,792
100-199	1,085	1,224	1,235	139,682	158,684	160,332	1,058	1,203	1,000,757	1,134,601	1,057,838	1,004	1,171	1,223	235,242	236,674	257,127	872	1,078	104,134	121,959
200-399	313	424	398	74,615	101,030	94,785	308	420	576,038	806,552	648,389	301	406	398	108,682	140,647	140,000	272	370	49,981	71,597

400-799	22	40	(1)	11,750	18,760	(1)	22	40	109,420	144,772	(1)	20	39	(1)	24,325	31,705	(1)	18	(1)	14,278	(1)
800 and over	6	3	(1)	7,100	3,000	(1)	6	3	57,400	30,700	(1)	6	3	(1)	9,200	3,100	(1)	6	(1)	5,800	(1)
400-699	18	37	25	8,850	16,610	11,659	18	37	78,360	132,172	99,984	16	36	25	17,475	28,985	16,500	14	22	9,605	8,655
700-999	6	4	6	4,500	2,950	4,450	6	4	45,960	17,300	35,740	6	4	6	10,350	3,320	7,575	6	6	6,373	5,157
1000 and over	4	2	----	5,500	2,200	----	4	2	42,500	26,000	----	4	2	----	5,700	2,500	----	4	----	4,100	----
Miami																					
Total	2,581	2,860	2,655	183,025	245,835	217,858	2,394	2,689	1,359,872	1,227,305	1,658,773	2,218	2,625	2,650	404,554	442,692	466,977	1,567	2,120	214,586	255,251
None	----	----	----	----	----	----	18	3	8,017	400	8,653	27	7	11	8,357	769	2,822	24	9	5,890	2,058
Under 25	369	238	777	5,531	3,848	23,055	282	169	34,735	15,954	174,953	222	165	768	17,194	9,992	65,356	98	434	8,576	29,371
25-49	678	541		23,155	18,498		617	488	153,383	69,795		543	463		50,404	31,560		288		22,217	
50-99	952	1,142	1,188	59,763	74,125	79,025	907	1,103	404,211	349,115	575,969	868	1,086	1,183	134,309	137,675	179,560	662	1,030	66,183	98,380
100-199	468	753	543	56,128	90,729	65,879	458	742	409,087	448,456	484,874	449	725	541	121,530	164,056	134,522	394	510	64,628	78,304
200-399	89	155	117	21,468	37,660	28,717	87	153	169,569	206,295	225,037	84	148	117	36,680	67,255	51,808	77	109	19,332	30,479
400-799	20	24	(1)	10,180	11,650	(1)	20	24	114,279	89,390	(1)	20	23	(1)	18,580	16,185	(1)	19	(1)	12,330	(1)
800 and over	5	7	(1)	6,800	9,325	(1)	5	7	66,591	47,900	(1)	5	6	(1)	17,500	15,200	(1)	5	(1)	15,430	(1)
400-699	19	22	21	9,430	10,200	10,040	19	22	105,279	89,140	97,083	19	21	21	16,980	15,985	17,109	18	19	11,030	9,454
700-999	2	5	3	1,550	3,975	2,342	2	5	16,500	20,900	20,941	2	5	3	4,600	5,900	3,200	2	3	3,500	1,535
1000 and over	4	4	6	6,000	6,800	8,800	4	4	59,091	27,250	71,263	4	3	6	14,500	9,500	12,600	4	6	13,230	5,650
Monroe																					
Total	2,352	2,611	2,363	161,238	207,764	172,260	2,160	2,484	1,232,902	1,336,769	1,378,679	1,917	2,217	2,344	200,480	262,039	213,166	1,375	1,651	100,056	99,212
None	----	----	----	----	----	----	13	4	2,389	596	4,590	18	6	7	3,013	291	802	22	6	3,102	830
Under 25	408	258	858	6,318	4,132	25,540	305	211	33,078	15,617	199,853	258	199	840	7,782	4,349	37,531	100	424	2,760	13,775
25-49	658	601		22,269	20,104		603	559	135,051	98,008		508	471		27,530	22,290		314		11,311	
50-99	761	961	943	48,655	60,916	60,822	721	929	338,645	367,600	458,691	661	831	937	56,046	78,167	70,284	506	720	24,915	31,402
100-199	409	622	451	50,407	75,986	55,094	404	612	419,152	501,300	421,821	383	572	450	55,951	95,875	63,958	328	399	25,548	31,857
200-399	102	149	92	24,050	36,256	21,654	101	149	213,762	279,548	197,534	95	123	91	25,196	47,001	27,621	92	83	13,251	15,918
400-799	9	18	(1)	4,421	8,570	(1)	9	18	47,725	60,700	(1)	9	14	(1)	5,507	13,066	(1)	8	(1)	1,919	(1)
800 and over	5	2	(1)	5,120	1,800	(1)	4	2	43,100	13,400	(1)	5	1	(1)	19,455	1,000	(1)	5	(1)	17,250	(1)
400-699	8	17	17	3,721	7,830	7,650	8	17	38,455	52,800	78,790	8	13	17	4,407	11,866	10,270	7	17	1,569	5,950
700-999	2	2	2	1,600	1,540	1,500	2	2	19,670	13,300	17,400	2	1	2	1,600	1,200	2,700	2	2	475	1,500
1000 and over	4	1	----	4,220	1,000	----	3	1	32,700	8,000	----	4	1	----	18,955	1,000	----	4	----	17,125	----
Montgomery																					
Total	3,351	3,942	3,364	224,848	313,546	256,256	3,149	3,698	1,635,137	1,427,930	1,828,892	3,002	3,488	3,388	545,734	626,563	645,162	1,836	2,544	292,247	339,777
None	----	----	----	----	----	----	28	11	11,442	1,030	16,750	55	16	25	25,591	3,940	4,796	53	22	33,152	3,376
Under 25	608	542	1,243	9,308	8,052	35,898	501	407	58,396	28,654	268,489	430	318	1,228	36,908	19,859	122,160	148	726	18,558	57,950
25-49	1,018	955		34,196	32,067		950	896	211,330	115,759		894	826		91,658	67,403		410		33,874	
50-99	1,102	1,433	1,374	68,895	90,551	88,950	1,062	1,394	437,004	365,248	563,460	1,028	1,349	1,369	158,831	185,435	227,933	717	1,120	68,192	114,867
100-199	474	756	593	58,943	90,816	70,828	462	743	385,011	377,599	496,034	453	734	593	118,427	174,251	158,067	379	540	61,705	89,094
200-399	114	198	108	27,374	47,734	28,223	112	191	232,110	208,959	193,424	108	191	108	54,494	88,785	54,656	96	97	41,108	28,716
400-799	25	43	(1)	12,242	21,935	(1)	25	42	118,415	153,748	(1)	25	41	(1)	30,425	35,415	(1)	24	(1)	18,086	(1)
800-1599	7	10	(1)	7,190	10,516	(1)	6	9	62,229	88,120	(1)	6	10	(1)	13,400	27,475	(1)	6	(1)	7,072	(1)
1600 and over	3	5	(1)	8,900	11,875	(1)	3	5	119,200	90,813	(1)	3	5	(1)	16,000	24,000	(1)	3	(1)	10,500	(1)
400-699	23	36	29	10,842	16,955	13,960	23	35	101,290	112,233	99,871	23	34	29	27,625	26,365	27,600	22	24	16,486	15,173
700-999	4	12	10	3,100	9,280	7,999	4	11	26,754	87,615	70,903	4	12	10	5,500	15,425	16,250	4	9	2,727	9,501
1000 and over	8	10	7	14,390	18,091	14,400	7	10	171,800	152,833	119,961	7	10	6	26,700	45,100	33,700	7	8	16,445	21,100
Morgan																					
Total	1,807	2,047	1,942	144,895	193,088	184,275	1,730	1,951	1,196,402	1,354,586	1,515,872	1,538	1,777	1,907	177,167	250,333	257,241	999	1,500	77,182	136,598
None	----	----	----	----	----	----	13	2	7,955	38	3,709	14	3	12	6,544	162	2,458	17	14	6,473	2,620
Under 25	271	160	557	4,224	2,459	18,286	228	126	32,956	13,160	124,477	170	107	536	8,462	2,599	28,967	61	306	3,928	13,807
25-49	446	425		15,251	14,384		418	389	117,753	87,136		351	332		19,965	18,241		184		6,791	
50-99	583	695	709	36,011	44,757	46,583	550	677	288,207	306,369	346,024	504	631	692	46,139	60,219	64,222	354	572	18,648	32,968
100-199	383	539	490	47,744	65,656	61,419	377	529	388,671	454,403	511,206	362	500	482	54,700	87,345	76,550	270	429	23,015	41,801
200-399	122	198	144	29,515	49,062	34,252	122	196	240,490	358,035	289,509	113	178	143	29,893	60,817	41,164	94	137	13,137	22,502
400 and over	22	30	42	12,150	16,770	25,735	22	30	120,370	135,445	240,947	22	28	42	11,464	20,950	43,880	19	42	5,190	22,900

[1] Comparison with later censuses may be found in groups below beginning with 400-699.

459864 O - 42 - 31

COUNTY TABLE 1.—CHICKENS ON FARMS 1940, 1935, AND 1930; CHICKEN EGGS PRODUCED AND CHICKENS RAISED 1939, 1934, AND 1929; AND CHICKENS SOLD, 1939 AND 1929; CLASSIFIED BY NUMBER ON HAND—Continued

(Chickens on hand over 4 months old Apr. 1, 1940 and over 3 months old Jan. 1, 1935 and Apr. 1, 1930)

STATE OR COUNTY AND NUMBER OF CHICKENS ON HAND	CHICKENS ON HAND						CHICKEN EGGS PRODUCED					CHICKENS RAISED						CHICKENS SOLD			
	Farms reporting			Number			Farms reporting		Dozens			Farms reporting			Number			Farms reporting		Number	
	1940 (Apr.1)	1935 (Jan.1)	1930 (Apr.1)	1940 (Apr. 1)	1935 (Jan. 1)	1930 (Apr. 1)	1939	1934	1939	1934	1929	1939	1934	1929	1939	1934	1929	1939	1929	1939	1929
OHIO—Continued																					
Morrow																					
Total	2,078	2,396	2,120	169,352	212,216	195,104	1,900	2,291	1,181,138	1,232,250	1,418,800	1,819	2,095	2,105	286,852	299,719	326,973	1,418	1,591	141,994	174,410
None							18	13	6,514	4,044	20,090	28	13	21	7,190	1,169	10,933	29	18	5,130	13,434
Under 25	216	215	505	3,162	3,259	14,665	160	168	18,725	17,416	108,502	146	139	491	8,879	6,011	31,617	52	250	4,467	14,164
25-49	414	435		14,102	14,900		378	408	88,609	73,906		352	356		25,914	24,948		210		12,010	
50-99	758	851	787	50,137	56,798	52,336	700	825	340,873	310,402	359,474	655	760	778	87,793	77,533	91,317	555	604	44,305	44,389
100-199	553	719	659	68,086	89,520	80,391	517	702	486,525	520,106	548,396	507	661	650	107,006	130,902	127,229	462	560	51,168	62,635
200-399	131	152	146	30,715	35,559	34,492	121	151	212,652	229,946	262,091	125	145	142	42,070	44,656	50,230	105	136	19,764	30,378
400 and over	6	24	23	3,150	12,180	13,220	6	24	27,240	76,430	120,247	6	21	23	8,000	14,500	15,647	5	23	5,150	9,410
Muskingum																					
Total	2,783	3,317	2,903	163,414	237,128	207,138	2,532	2,979	1,112,349	1,153,697	1,541,578	2,406	2,770	2,920	290,096	324,167	366,757	1,676	2,234	140,737	196,295
None							38	5	5,844	3,050	19,037	48	7	40	4,412	740	10,591	40	35	3,158	9,333
Under 25	651	473	1,154	9,725	6,856	32,099	512	317	61,483	23,066	228,710	461	275	1,141	26,252	12,156	67,188	204	661	11,855	29,956
25-49	805	853		27,094	28,624		724	750	169,721	109,286		689	680		50,889	38,869		421		20,127	
50-99	843	1,129	1,065	52,794	71,692	69,227	791	1,081	345,323	319,647	489,681	744	1,004	1,059	90,720	99,969	117,045	596	914	42,055	61,828
100-199	401	688	550	48,741	82,396	66,485	387	660	339,667	420,290	502,773	381	642	547	80,042	107,965	101,451	345	500	42,401	56,936
200-399	71	152	111	18,060	35,960	26,692	69	144	141,286	190,000	198,336	71	140	110	25,731	46,963	48,809	60	103	13,441	28,857
400 and over	12	22	(1)	7,000	11,600	(1)	11	22	49,025	88,358	(1)	12	22	(1)	12,050	17,505	(1)	10	(1)	7,700	(1)
400-699	9	18	19	4,200	8,200	8,935	11	22	49,025	88,358	103,041	9	18	19	4,750	11,805	12,473	7	17	2,500	6,385
700 and over	3	4	4	2,800	3,400	3,700						3	4	4	7,300	5,700	9,200	3	4	5,200	3,000
Noble																					
Total	1,955	2,280	2,141	123,487	169,192	151,082	1,846	2,201	924,476	1,081,012	1,063,314	1,710	2,118	2,122	155,471	182,078	190,029	1,237	1,670	70,843	96,475
None							15	4	2,866	2,650	1,325	18	2	8	1,015	115	469	17	4	672	300
Under 25	296	214	732	4,538	3,320	21,613	245	184	36,226	17,820	140,733	195	160	714	7,907	4,533	33,812	91	440	3,561	15,254
25-49	565	530		19,262	18,250		521	505	131,332	110,979		486	482		27,559	22,484		303		12,124	
50-99	697	877	887	44,941	56,520	58,272	672	855	316,249	355,804	401,401	638	837	879	55,511	62,191	76,610	505	746	25,309	39,945
100-199	335	555	459	40,403	66,070	54,762	332	549	316,820	422,719	396,066	315	536	458	48,131	67,415	61,734	271	421	22,079	31,880
200 and over	62	104	63	14,343	25,032	16,435	61	104	120,983	171,040	123,789	58	101	63	15,348	25,340	17,404	50	59	7,098	9,096
Ottawa																					
Total	1,409	1,879	1,663	106,405	164,193	147,267	1,347	1,790	657,746	863,176	1,021,595	1,197	1,658	1,587	188,742	236,152	269,454	693	1,198	68,572	121,127
None							19		11,210		7,520	29		12	9,617		2,630	21	14	7,296	2,109
Under 25	169	130	439	2,596	2,156	12,837	150	110	15,379	8,190	91,353	103	89	382	6,477	3,634	27,287	30	183	1,916	10,047
25-49	342	416		11,254	13,750		320	378	59,937	61,218		252	338		20,905	18,649		92		5,479	
50-99	503	681	636	31,488	42,831	42,024	476	659	177,082	206,128	272,460	446	614	619	54,807	63,624	78,266	268	471	16,954	31,760
100-199	315	508	446	39,079	63,416	55,276	305	500	240,491	308,587	348,614	291	481	437	67,528	91,935	93,608	221	395	24,397	40,884
200-399	70	122	125	16,875	28,040	29,305	68	121	114,142	168,636	244,683	67	115	121	23,810	37,135	53,309	55	119	10,055	28,592
400 and over	10	22	17	5,113	14,000	7,825	9	22	39,505	110,417	56,965	9	21	16	5,600	21,175	14,354	6	16	2,475	7,735
Paulding																					
Total	1,519	1,783	1,685	138,530	175,330	161,816	1,393	1,633	1,043,490	890,876	1,088,783	1,326	1,559	1,530	265,355	278,423	308,541	1,129	1,379	128,429	177,431
None							19	7	4,763	3,125	5,203	23	4	10	4,336	190	1,137	28	11	2,922	916
Under 25	137	135	351	2,051	2,000	10,403	93	83	14,448	7,255	80,915	75	71	265	8,248	3,657	21,223	39	197	5,369	11,332
25-49	257	292		8,902	10,236		211	245	55,898	38,908		191	216		17,800	14,153		126		7,413	

50-99	521	576	599	34,659	37,878	40,333	486	541	238,824	172,211	279,619	459	526	543	69,946	61,425	77,361	389	483	32,717	41,995
100-199	487	600	593	61,213	75,638	73,802	468	580	446,541	381,287	469,777	464	567	573	117,216	124,655	144,462	438	552	56,120	85,074
200-399	103	162	131	23,955	37,913	30,482	102	159	200,591	216,075	197,877	101	157	128	38,809	57,465	45,898	96	125	18,338	24,267
400 and over	14	18	11	7,750	11,665	6,796	14	18	82,425	72,015	55,392	13	18	11	9,000	16,880	18,460	13	11	5,550	13,847
Perry																					
Total	1,794	2,066	1,751	100,646	135,564	120,421	1,696	1,954	797,698	957,030	891,772	1,674	1,870	1,732	185,898	205,538	200,925	842	1,210	67,015	87,912
None							15	4	2,461	508	3,580	26	6	10	1,531	302	1,422	12	9	1,579	1,460
Under 25	498	469	756	7,209	6,753	20,459	436	402	51,589	42,198	140,687	431	333	730	18,040	11,936	40,784	100	360	4,395	12,630
25-49	556	540		18,436	17,979		520	517	127,370	126,259		513	501		38,031	30,306		217		10,768	
50-99	430	578	565	27,237	36,392	36,157	419	564	201,228	258,243	245,023	404	559	563	47,336	53,743	61,742	278	450	15,937	26,492
100-199	250	384	356	30,374	47,000	43,802	247	374	257,142	330,883	332,275	243	378	355	55,457	70,910	64,922	186	324	21,409	30,053
200-399	51	82	64	12,390	18,725	15,063	51	81	110,098	148,068	126,038	49	81	64	16,803	28,145	24,640	42	57	8,151	12,972
400 and over	9	13	10	5,000	8,715	4,940	8	12	47,810	50,871	44,169	8	12	10	8,500	10,196	7,415	7	10	4,776	4,305
Pickaway																					
Total	1,599	1,976	1,907	137,628	201,994	200,402	1,571	1,914	986,849	1,080,995	1,362,960	1,523	1,907	1,895	282,157	338,453	353,663	1,050	1,492	111,699	158,503
None							66	1	40,397	100	3,515	83	3	11	12,750	425	4,055	47	9	5,613	3,652
Under 25	150	93	337	2,247	1,371	9,807	119	81	16,864	7,409	65,766	107	63	324	7,814	4,497	24,484	42	172	3,339	8,597
25-49	295	282		10,042	9,640		269	268	61,928	42,437		244	267		22,512	19,602		132		7,507	
50-99	594	661	629	38,005	42,764	41,322	568	637	234,806	202,983	268,717	556	647	624	81,878	79,208	81,763	378	471	28,908	32,652
100-199	446	734	718	53,448	90,622	89,613	437	723	361,736	462,598	589,212	423	722	714	96,303	145,309	151,226	350	630	37,003	66,319
200-399	93	182	201	22,128	42,252	47,262	91	180	159,012	244,145	331,257	89	181	200	35,335	64,497	71,935	80	190	14,529	35,320
400 and over	21	24	(1)	11,758	15,345	(1)	21	24	112,106	121,323	(1)	21	24	(1)	25,565	24,915	(1)	21	(1)	14,800	(1)
400-699	18	20	18	8,458	8,595	8,473	18	20	71,008	54,783	62,446	18	20	18	14,325	15,065	11,900	18	16	8,077	7,295
700 and over	3	4	4	3,300	5,750	3,925	3	4	41,098	68,540	42,047	3	4	4	11,240	9,850	8,300	3	4	6,723	4,668
Pike																					
Total	1,439	1,775	1,435	99,371	130,798	115,993	1,268	1,700	616,908	714,179	783,835	1,210	1,640	1,416	117,912	164,977	158,406	622	850	38,114	63,847
None							12	2	3,702	1,075	2,280	15	3	6	1,700	300	465	18	4	1,757	105
Under 25	252	234	535	3,871	3,771	14,809	182	196	19,584	15,821	89,342	148	187	518	6,918	6,884	25,124	62	224	2,201	7,884
25-49	408	489		13,893	16,339		348	466	64,700	70,481		326	446		18,076	24,071		125		3,878	
50-99	443	561	469	27,891	35,401	30,387	407	552	148,590	167,586	192,599	404	538	465	34,357	46,991	41,320	206	280	9,485	14,637
100-199	250	396	324	30,610	48,737	40,392	237	391	208,620	275,273	265,813	236	376	320	34,126	57,734	48,893	147	245	11,169	19,527
200-399	75	84	90	18,231	20,825	22,028	71	82	134,752	133,360	170,774	70	80	90	17,985	24,582	30,402	56	84	7,604	15,888
400 and over	11	11	17	4,875	5,725	8,377	11	11	36,960	50,583	63,027	11	10	17	4,750	4,415	12,202	8	13	2,020	5,806
Portage																					
Total	2,774	3,035	2,504	182,822	205,470	208,014	2,500	2,795	1,344,233	1,226,180	1,645,325	2,356	2,288	2,490	392,271	259,066	396,285	1,341	1,522	211,869	203,938
None							38	10	18,670	2,214	10,892	43	15	15	29,475	2,557	2,941	36	18	27,768	3,405
Under 25	758	673	1,128	11,162	10,216	31,288	610	547	67,141	51,776	231,884	559	409	1,108	39,601	14,208	69,634	179	456	19,503	30,246
25-49	798	954		26,135	31,536		714	887	168,057	165,581		662	714		54,700	38,495		320		23,861	
50-99	711	824	776	45,110	50,561	49,150	655	786	264,104	283,227	357,225	625	669	773	79,553	63,274	90,164	407	547	31,087	41,912
100-199	340	394	400	42,764	47,887	50,336	319	379	310,135	295,346	404,545	304	320	395	74,314	60,323	95,672	260	321	37,077	50,314
200-399	121	145	134	30,195	34,947	32,354	119	140	244,542	218,966	254,105	118	121	134	64,324	43,175	55,236	96	121	40,386	28,559
400-799	37	34	(1)	18,106	18,143	(1)	36	33	185,268	141,318	(1)	36	29	(1)	28,854	22,222	(1)	34	(1)	17,172	(1)
800 and over	9	11	(1)	9,350	12,200	(1)	9	11	86,296	67,752	(1)	9	11	(1)	21,450	14,812	(1)	9	(1)	15,015	(1)
400-699	34	30	38	15,906	15,306	18,010	33	29	153,888	113,987	137,307	33	26	38	25,854	18,840	31,301	31	34	14,772	18,687
700-999	8	9	15	6,450	7,037	11,775	8	9	72,500	57,196	110,586	8	8	15	16,000	8,582	29,737	8	14	11,515	17,508
1000 and over	4	6	13	5,100	8,000	15,101	4	6	45,196	37,887	138,781	4	6	12	8,450	9,612	21,600	4	11	5,900	13,307
Preble																					
Total	2,372	2,550	2,548	158,998	202,087	199,130	2,247	2,404	1,055,706	1,012,826	1,591,708	2,164	2,422	2,550	404,248	388,370	489,093	1,585	2,036	218,694	280,372
None							21	8	5,789	933	7,650	27	9	22	24,097	796	4,840	23	17	21,943	3,254
Under 25	316	255	837	4,875	3,906	24,286	261	208	31,110	16,680	191,043	233	193	827	18,072	9,685	84,765	97	513	8,344	41,698
25-49	595	540		20,431	18,821		547	498	116,921	89,888		524	509		57,157	41,776		294		24,847	
50-99	987	1,009	1,078	63,580	66,423	69,973	952	966	382,303	303,421	539,117	923	981	1,069	148,577	131,816	184,216	753	916	70,654	104,347
100-199	396	620	523	46,923	73,796	62,871	389	602	314,584	377,169	498,302	384	607	522	94,290	139,026	139,025	349	491	49,941	82,115
200-399	66	105	88	16,064	24,991	20,895	65	101	128,839	120,396	166,160	61	103	88	46,805	41,911	41,522	57	79	32,670	26,400
400 and over	12	21	22	7,125	14,150	21,105	12	21	76,160	104,339	189,436	12	20	22	15,250	23,360	34,725	12	20	10,295	22,558

[1] Comparison with later censuses may be found in groups below beginning with 400-699.

COUNTY TABLE 1.—CHICKENS ON FARMS 1940, 1935, AND 1930; CHICKEN EGGS PRODUCED AND CHICKENS RAISED 1939, 1934, AND 1929; AND CHICKENS SOLD, 1939 AND 1929; CLASSIFIED BY NUMBER ON HAND—Continued

(Chickens on hand over 4 months old Apr. 1, 1940 and over 3 months old Jan. 1, 1935 and Apr. 1, 1930)

STATE OR COUNTY AND NUMBER OF CHICKENS ON HAND	CHICKENS ON HAND						CHICKEN EGGS PRODUCED					CHICKENS RAISED						CHICKENS SOLD			
	Farms reporting			Number			Farms reporting		Dozens			Farms reporting			Number			Farms reporting		Number	
	1940 (Apr.1)	1935 (Jan.1)	1930 (Apr.1)	1940 (Apr. 1)	1935 (Jan. 1)	1930 (Apr. 1)	1939	1934	1939	1934	1929	1939	1934	1929	1939	1934	1929	1939	1929	1939	1929
OHIO—Continued																					
Putnam																					
Total	2,575	2,907	2,701	351,860	414,203	377,025	2,495	2,864	2,930,420	3,159,788	2,972,981	2,357	2,653	2,691	610,158	674,090	633,147	1,938	2,215	265,060	302,550
None	-----	-----	----	-------	-------	-------	12	10	2,814	4,187	8,730	15	7	9	3,185	1,455	1,845	13	13	2,196	1,925
Under 25	99	111	271	1,556	1,624	8,142	76	97	6,870	13,947	62,111	62	77	262	5,653	4,159	21,949	24	119	3,708	9,932
25-49	213	258		7,135	8,922		198	246	37,519	66,782		151	197		13,321	13,141		76		5,817	
50-99	548	621	658	37,495	41,289	45,435	527	606	211,123	290,576	349,732	465	540	653	61,994	62,548	84,327	350	497	23,712	36,777
100-199	1,136	1,163	1,151	150,665	152,758	151,518	1,110	1,153	1,256,510	1,152,908	1,150,322	1,089	1,099	1,147	275,248	245,920	271,872	956	1,015	114,634	121,928
200-399	570	677	556	142,959	162,585	133,135	563	675	1,295,798	1,284,558	1,076,455	566	658	555	232,657	259,452	202,214	510	511	103,193	104,058
400-799	3	65	(1)	2,100	33,125	(1)	3	65	22,646	256,760	(1)	3	64	(1)	4,450	55,955	(1)	3	(1)	4,400	(1)
800 and over	6	12	(1)	9,950	13,900	(1)	6	12	97,140	90,070	(1)	6	11	(1)	13,650	31,460	(1)	6	(1)	7,400	(1)
400-699	-----	57	54	-------	27,425	29,745	-----	57	-------	196,440	258,021	-----	56	54	-------	44,555	38,365	-----	50	-------	22,605
700-999	4	16	9	2,900	12,400	6,800	4	16	27,846	98,750	51,010	4	15	9	4,850	22,460	10,275	4	8	4,900	3,925
1000 and over	5	4	2	9,150	7,200	2,250	5	4	91,940	51,640	16,600	5	4	2	13,250	20,400	2,300	5	2	6,900	1,400
Richland																					
Total	2,444	2,828	2,586	217,100	275,596	244,828	2,306	2,598	1,513,601	1,805,578	1,967,911	2,053	2,380	2,571	374,615	373,202	443,814	1,483	1,949	173,636	230,437
None	-----	-----	----	-------	-------	-------	21	7	2,833	2,975	5,285	34	7	21	4,230	945	4,868	30	20	3,620	3,913
Under 25	348	275	725	4,833	4,138	21,169	277	198	30,719	21,132	163,989	194	156	701	17,466	6,696	54,564	79	356	10,704	23,658
25-49	495	543		16,793	18,653		459	478	94,030	99,118		384	431		34,551	27,414		197		15,300	
50-99	774	937	953	50,604	60,971	63,250	744	874	297,157	350,038	487,314	674	812	946	92,631	80,519	115,165	520	744	41,209	54,267
100-199	602	782	685	73,729	98,561	85,098	585	757	507,793	603,444	671,204	549	705	682	125,034	134,202	143,807	470	617	56,084	74,715
200-399	184	227	177	44,321	55,080	42,482	179	220	338,089	387,158	335,868	177	208	176	65,355	71,754	77,361	151	169	28,165	45,909
400-799	33	53	(1)	16,920	25,150	(1)	33	53	156,026	205,924	(1)	33	50	(1)	22,948	33,919	(1)	29	(1)	13,054	(1)
800 and over	8	11	(1)	9,900	13,043	(1)	8	11	86,954	135,789	(1)	8	11	(1)	12,400	17,753	(1)	7	(1)	5,500	(1)
400-699	29	51	30	14,120	23,700	14,794	29	51	127,826	182,924	135,508	29	48	29	20,888	32,269	23,127	26	29	11,954	14,200
700-999	6	5	9	4,400	3,900	6,935	6	5	40,400	40,335	54,725	6	5	9	4,060	4,410	10,802	5	8	2,100	6,025
1000 and over	6	8	7	8,300	10,593	11,100	6	8	74,754	118,454	114,018	6	8	7	10,400	14,993	14,120	5	6	4,500	7,750
Ross																					
Total	2,391	2,688	2,183	135,104	196,858	170,063	2,196	2,534	801,815	1,075,831	1,104,663	2,117	2,313	2,192	247,495	280,096	309,316	1,120	1,458	86,392	137,783
None	-----	-----	----	-------	-------	-------	17	3	15,473	1,155	2,545	29	7	15	8,204	832	6,756	23	11	7,502	1,184
Under 25	578	420	742	8,152	6,385	20,192	471	327	38,443	22,591	132,059	421	271	740	22,022	13,102	46,970	125	344	7,145	17,123
25-49	667	658		22,199	21,936		621	621	114,917	99,378		595	532		45,257	33,214		231		11,118	
50-99	747	841	739	47,271	53,004	47,239	702	818	255,898	267,396	274,871	685	766	738	81,388	77,668	85,069	421	517	24,844	34,055
100-199	331	616	598	39,052	73,348	73,385	318	612	238,147	425,720	454,201	319	591	596	63,410	100,848	117,039	264	498	24,355	53,494
200-399	59	129	90	13,755	29,914	21,212	58	129	93,019	165,169	167,127	59	122	89	20,554	32,332	29,122	49	77	7,667	14,252
400 and over	9	24	14	4,675	12,271	8,035	9	24	45,918	94,422	73,860	9	24	14	6,660	22,100	24,360	7	11	3,761	17,675
Sandusky																					
Total	2,006	2,345	2,430	156,611	201,703	219,472	1,877	2,175	1,076,290	1,057,712	1,657,367	1,705	1,908	2,389	306,270	317,221	444,878	1,360	1,882	147,804	240,289
None	-----	-----	----	-------	-------	-------	18	4	9,757	8,607	7,775	23	4	12	4,056	1,130	3,585	21	13	2,956	3,315
Under 25	259	192	742	3,882	3,129	21,322	201	135	25,735	11,494	152,862	141	88	703	11,401	3,722	54,759	58	395	6,048	26,925
25-49	452	519		15,363	17,464		407	466	87,729	78,393		344	376		29,815	24,454		217		12,253	
50-99	674	855	856	44,032	54,480	56,198	645	810	286,033	250,692	412,936	599	739	849	88,715	83,753	110,801	513	705	41,322	54,562
100-199	519	604	616	63,308	74,035	76,212	505	589	420,345	378,122	542,860	497	542	610	123,325	123,810	146,198	458	558	59,764	78,848

200-399	90	144	172	21,576	35,441	40,780	89	141	159,397	218,498	314,960	89	129	171	34,083	53,067	82,530	81	169	16,575	47,884
400 and over	12	31	(1)	8,450	17,154	(1)	12	30	87,294	111,906	(1)	12	30	(1)	14,875	27,285	(1)	12	(1)	8,886	(1)
400-699	9	26	33	4,650	12,204	15,210	9	25	59,398	71,686	121,644	9	26	33	8,775	19,985	22,775	9	31	4,786	12,530
700 and over	3	5	11	3,800	4,950	9,750	3	5	27,896	40,220	104,330	3	4	11	6,100	7,300	24,230	3	11	4,100	16,225
Scioto																					
Total	2,615	2,857	1,862	117,016	146,154	106,916	2,351	2,625	761,533	682,023	757,135	2,247	2,417	1,856	178,920	189,232	199,560	916	1,118	62,154	78,364
None							46	15	6,793	3,052	4,217	70	21	12	5,105	2,940	1,147	42	9	3,397	763
Under 25	960	791	1,019	13,770	11,667	27,469	775	655	67,517	38,799	196,650	727	528	1,005	29,233	19,000	55,647	188	464	7,773	18,772
25-49	849	989		27,449	32,470		774	912	151,273	120,959		730	854		45,343	41,951		247		11,580	
50-99	534	724	542	32,613	44,188	34,300	498	697	202,874	206,891	229,656	476	673	539	47,690	51,493	50,939	265	386	15,376	21,395
100-199	228	261	249	28,447	31,456	29,923	216	255	200,378	162,992	209,327	202	250	248	31,669	37,175	69,248	142	214	13,285	24,803
200-399	31	76	44	7,135	18,323	11,014	29	75	54,009	112,217	82,623	29	75	44	8,580	24,998	13,999	19	39	3,282	8,335
400-799	10	15	(1)	4,650	7,050	(1)	10	15	42,404	35,613	(1)	10	15	(1)	8,400	9,175	(1)	10	(1)	5,910	(1)
800 and over	3	1	(1)	2,952	1,000	(1)	3	1	36,285	1,500	(1)	3	1	(1)	2,900	2,500	(1)	3	(1)	1,551	(1)
400-699	9	13	7	3,900	5,650	3,210	9	13	40,579	28,093	24,662	9	13	7	8,150	7,675	5,580	9	5	5,810	2,296
700 and over	4	3	1	3,702	2,400	1,000	4	3	38,110	9,020	10,000	4	3	1	3,150	4,000	3,000	4	1	1,651	2,000
Seneca																					
Total	2,522	2,799	2,730	224,851	265,449	255,071	2,434	2,696	1,615,435	1,342,540	1,817,157	2,200	2,491	2,713	450,128	468,507	505,891	1,845	2,189	225,306	271,332
None							24	6	8,024	1,325	3,886	31	13	10	6,472	1,302	2,951	30	8	4,711	2,021
Under 25	221	168	631	3,312	2,600	18,647	173	136	18,828	16,207	143,357	115	94	614	8,609	5,413	48,891	70	348	5,545	24,818
25-49	433	486		14,756	16,807		398	461	84,436	73,863		329	386		29,524	24,863		212		13,054	
50-99	890	1,004	1,026	59,011	66,090	67,771	870	971	351,594	294,163	465,731	791	906	1,018	123,076	110,353	134,559	667	839	60,518	66,769
100-199	822	894	854	102,245	111,117	105,849	816	879	753,062	556,057	717,656	784	853	852	198,638	203,604	203,979	724	784	94,786	110,349
200-399	129	215	187	30,342	51,635	43,929	126	212	255,176	285,670	320,376	124	207	187	55,639	86,092	76,313	117	179	29,822	42,660
400 and over	27	32	32	15,185	17,200	18,875	27	31	144,315	115,255	166,151	26	32	32	28,170	36,880	39,198	25	31	16,870	24,715
Shelby																					
Total	2,076	2,355	2,255	235,701	278,409	259,979	2,008	2,255	1,850,236	1,804,362	2,091,837	1,906	2,054	2,249	429,460	405,687	411,244	1,482	1,801	201,885	218,156
None							15	8	5,728	2,254	2,012	22	6	5	4,541	324	1,320	20	5	3,728	1,191
Under 25	118	109	367	1,739	1,712	10,765	84	82	12,683	14,386	82,034	73	64	360	6,704	3,584	22,853	26	182	4,278	8,827
25-49	289	296		9,856	9,889		268	274	74,695	50,500		238	212		27,937	14,514		133		16,636	
50-99	579	713	701	39,100	47,776	48,110	560	681	284,162	265,234	378,421	517	627	699	81,763	73,835	85,614	376	540	35,017	42,291
100-199	789	832	872	103,804	107,285	111,172	780	808	792,082	663,698	870,582	761	763	870	184,667	166,285	181,293	656	781	82,229	103,484
200-399	272	359	280	65,257	86,987	68,267	272	356	539,411	595,112	565,341	267	338	280	99,511	113,762	90,772	246	260	46,790	45,667
400-799	25	39	(1)	11,745	17,560	(1)	25	39	102,076	149,094	(1)	24	37	(1)	14,137	20,783	(1)	21	(1)	6,017	(1)
800 and over	4	7	(1)	4,200	7,200	(1)	4	7	39,419	64,086	(1)	4	7	(1)	10,200	12,600	(1)	4	(1)	7,190	(1)
400-699	22	37	24	9,570	16,160	11,265	22	37	83,321	135,194	94,680	21	35	24	11,987	20,605	13,797	18	23	4,767	7,325
700-999	4	6	7	3,075	4,600	5,600	4	6	25,955	36,436	42,017	4	6	7	3,050	4,778	8,495	4	6	2,150	5,771
1000 and over	3	3	4	3,300	4,000	4,800	3	3	32,219	41,550	56,750	3	3	4	9,300	8,000	7,100	3	4	6,290	3,600
Stark																					
Total	3,675	4,055	3,133	237,579	299,675	268,659	3,411	3,759	1,832,346	1,986,702	2,217,904	2,979	3,190	3,081	511,486	443,566	508,529	1,941	2,213	267,222	255,599
None							55	8	17,433	2,072	12,040	88	11	26	20,776	1,280	4,517	56	26	16,751	3,939
Under 25	916	747	1,120	13,131	11,150	32,556	751	569	87,019	55,821	262,130	530	419	1,045	50,731	15,153	75,524	181	535	35,292	33,188
25-49	1,087	1,109		35,755	37,113		1,007	1,044	227,964	210,245		854	843		69,053	50,193		457		26,558	
50-99	935	1,228	1,090	58,710	76,691	70,193	887	1,183	412,801	489,939	556,732	822	1,031	1,073	116,479	106,932	131,301	638	823	51,573	62,466
100-199	545	703	660	65,822	86,790	81,327	528	692	526,284	579,554	651,401	501	639	655	132,721	129,894	147,535	449	584	64,915	72,718
200-399	148	212	214	35,945	51,288	51,998	142	208	293,230	334,783	423,949	141	192	214	60,562	74,074	95,657	120	201	31,833	53,735
400-799	36	44	(1)	18,097	22,180	(1)	33	43	153,984	170,028	(1)	35	43	(1)	40,364	38,315	(1)	32	(1)	26,460	(1)
800 and over	8	12	(1)	10,119	14,463	(1)	8	12	113,631	144,260	(1)	8	12	(1)	20,800	27,725	(1)	8	(1)	15,860	(1)
400-699	33	40	33	15,997	19,330	15,510	30	39	131,471	154,763	150,921	32	39	33	36,964	35,715	24,195	29	29	24,700	13,503
700-999	7	7	11	5,300	5,300	8,845	7	7	59,293	34,168	88,078	7	7	10	12,300	4,300	15,200	7	10	9,410	7,800
1000 and over	4	9	5	6,919	12,013	8,230	4	9	76,851	125,357	72,653	4	9	5	11,900	26,025	14,600	4	5	8,210	8,250
Summit																					
Total	2,154	2,071	1,419	118,288	130,787	117,202	1,929	1,856	753,308	846,173	898,097	1,817	1,251	1,382	258,893	150,142	227,134	850	896	124,313	112,388
None							42	2	15,710	86	3,473	64	5	9	27,915	344	1,750	45	8	30,709	1,503
Under 25	756	529	605	10,866	8,162	18,271	607	410	62,250	34,187	121,133	523	249	570	25,821	10,119	39,765	121	252	7,521	15,759
25-49	647	619		20,779	20,089		574	558	127,381	104,440		541	389		42,721	25,303		219		11,945	
50-99	458	568	476	28,489	34,475	29,732	433	544	178,349	211,678	208,602	420	365	474	58,229	37,100	61,922	255	359	24,400	30,442

[1] Comparison with later censuses may be found in groups below beginning with 400-699.

COUNTY TABLE 1.—CHICKENS ON FARMS 1940, 1935, AND 1930; CHICKEN EGGS PRODUCED AND CHICKENS RAISED 1939, 1934, AND 1929; AND CHICKENS SOLD, 1939 AND 1929; CLASSIFIED BY NUMBER ON HAND—Continued

(Chickens on hand over 4 months old Apr. 1, 1940 and over 3 months old Jan. 1, 1935 and Apr. 1, 1930)

STATE OR COUNTY AND NUMBER OF CHICKENS ON HAND	CHICKENS ON HAND						CHICKEN EGGS PRODUCED					CHICKENS RAISED						CHICKENS SOLD			
	Farms reporting			Number			Farms reporting		Dozens			Farms reporting			Number			Farms reporting		Number	
	1940 (Apr.1)	1935 (Jan.1)	1930 (Apr.1)	1940 (Apr. 1)	1935 (Jan. 1)	1930 (Apr. 1)	1939	1934	1939	1934	1929	1939	1934	1929	1939	1934	1929	1939	1929	1939	1929
OHIO—Continued																					
Summit—Contd.																					
100-199	203	234	217	24,177	27,764	26,346	192	224	167,573	204,876	194,721	190	160	213	46,252	28,723	47,538	142	178	20,002	23,018
200-399	68	95	79	17,142	23,447	18,996	60	93	125,002	176,316	151,536	59	66	75	24,555	27,603	32,768	49	65	12,036	18,685
400-799	17	20	(1)	8,835	10,050	(1)	16	20	61,205	70,590	(1)	15	13	(1)	25,200	11,150	(1)	15	(1)	10,600	(1)
800 and over	5	6	(1)	8,000	6,800	(1)	5	5	15,835	44,000	(1)	5	4	(1)	8,200	9,800	(1)	4	(1)	7,100	(1)
400-699	16	19	32	8,135	9,300	15,857	15	19	57,705	64,210	150,155	14	12	31	25,000	9,950	23,375	14	26	10,475	13,906
700-999	1	1	5	700	750	4,050	1	1	3,500	6,360	30,947	1	1	5	200	1,200	11,000	1	5	125	6,800
1000 and over	5	6	5	8,000	6,800	5,950	5	5	15,835	44,000	37,530	5	4	5	8,200	9,800	9,016	4	3	7,100	2,275
Trumbull																					
Total	3,185	3,570	2,587	200,379	229,801	191,227	2,964	3,282	1,523,164	1,644,487	1,601,092	2,668	2,502	2,556	382,562	285,138	377,341	1,326	1,651	179,417	198,997
None	———	———	———	———	———	———	40	14	13,900	4,113	12,484	61	12	27	16,784	1,467	8,277	47	28	14,931	7,582
Under 25	921	1,027	1,316	13,895	15,038	35,135	767	856	90,556	74,027	300,826	626	517	1,277	34,598	18,587	76,105	165	632	11,421	32,870
25-49	1,017	1,140		32,809	37,143		951	1,043	210,628	210,721		866	834		66,832	46,522		348		20,086	
50-99	711	827	742	43,921	50,804	46,876	666	803	283,601	332,992	361,934	617	665	728	75,620	62,685	82,989	383	540	26,994	38,363
100-199	350	357	348	43,425	43,435	43,248	335	349	316,027	297,710	340,805	315	292	344	74,393	53,374	87,094	233	293	33,421	51,606
200-399	137	158	128	33,076	38,111	31,933	136	156	256,023	312,741	246,138	134	127	127	62,320	47,296	54,478	110	108	36,569	27,257
400-799	34	38	(1)	17,053	18,770	(1)	34	38	147,029	164,977	(1)	34	33	(1)	31,015	21,187	(1)	26	(1)	16,300	(1)
800 and over	15	23	(1)	16,200	26,500	(1)	15	23	205,400	247,206	(1)	15	22	(1)	21,000	34,020	(1)	14	(1)	19,695	(1)
400-699	32	33	35	15,603	15,135	16,990	32	33	136,413	128,669	145,972	32	28	35	27,815	15,837	31,578	24	33	14,800	20,769
700-999	10	15	12	8,150	11,685	9,145	10	15	109,476	113,548	98,375	10	15	12	12,200	15,270	17,220	9	11	6,370	9,750
1000 and over	7	13	6	9,500	18,450	7,900	7	13	106,540	169,966	92,558	7	12	6	12,000	24,100	19,600	7	6	14,825	10,800
Tuscarawas																					
Total	2,438	2,922	2,468	171,866	212,716	189,685	2,336	2,825	1,287,135	1,389,957	1,433,130	2,066	2,492	2,459	291,108	277,971	319,651	1,404	1,755	138,124	169,080
None	———	———	———	———	———	———	19	3	6,397	3,070	4,820	17	8	18	4,859	709	2,530	21	16	4,906	1,777
Under 25	513	474	1,000	7,959	7,358	28,718	447	424	49,567	37,595	214,246	356	331	987	21,215	12,353	59,739	141	533	9,759	28,450
25-49	724	840		24,503	28,111		693	812	151,327	155,378		608	706		44,245	38,320		366		17,260	
50-99	658	919	900	42,039	57,368	57,632	644	901	285,893	336,639	421,289	582	833	892	71,401	77,842	91,388	443	695	30,716	44,893
100-199	385	492	413	47,937	60,193	51,671	381	489	362,057	405,886	365,454	352	442	408	77,357	76,419	79,169	299	364	37,878	42,634
200-399	140	166	119	33,678	40,131	28,949	134	166	268,664	308,751	226,901	133	143	118	53,771	46,673	44,160	117	112	29,600	24,651
400-799	14	28	(1)	6,850	13,355	(1)	14	27	61,691	109,288	(1)	14	27	(1)	7,760	17,855	(1)	13	(1)	4,425	(1)
800 and over	4	3	(1)	8,900	6,200	(1)	4	3	101,539	33,350	(1)	4	2	(1)	10,500	7,800	(1)	4	(1)	3,580	(1)
400-699	13	27	26	6,150	12,655	12,300	13	26	54,201	104,788	102,760	13	26	26	6,560	16,555	18,220	12	25	3,600	11,410
700-999	2	2	6	1,600	1,500	4,800	2	2	14,490	5,850	44,660	2	2	6	3,400	3,100	16,425	2	6	2,725	11,300
1000 and over	3	2	4	8,000	5,400	5,615	3	2	94,539	32,000	53,000	3	1	4	9,300	6,000	8,000	3	4	1,680	3,965
Union																					
Total	2,066	2,272	2,195	182,788	213,553	215,942	1,943	2,083	1,439,824	1,221,373	1,581,307	1,777	1,761	2,160	312,417	225,561	349,286	1,446	1,745	151,242	181,816
None	———	———	———	———	———	———	24	10	11,278	5,132	4,842	28	14	12	7,222	2,499	2,655	33	14	7,235	2,365
Under 25	210	152	421	3,069	2,363	11,982	160	84	22,691	7,692	87,326	110	74	406	7,752	3,172	28,838	69	206	4,600	14,535
25-49	385	370		13,355	12,647		351	312	96,069	58,786		301	269		24,206	15,412		181		10,132	
50-99	700	777	738	46,304	50,637	50,116	666	727	340,828	260,594	349,532	612	638	723	81,637	57,228	86,751	508	585	37,700	42,960

100-199	601	749	845	74,669	91,063	105,278	578	733	588,111	523,103	753,226	567	619	830	120,577	100,755	161,024	507	760	54,522	83,837
200-399	157	209	183	37,766	49,279	44,731	151	202	304,331	305,051	354,271	146	136	181	47,448	39,205	64,868	135	172	22,601	34,609
400 and over	13	15	(1)	7,625	6,564	(1)	13	15	76,516	61,015	(1)	13	11	(1)	23,575	7,290	(1)	13	(1)	14,452	(1)
400-699	9	13	7	4,425	6,064	3,135	9	13	42,206	51,128	26,210	9	10	7	19,725	6,490	4,250	9	7	13,030	2,960
700 and over	4	2	1	3,200	1,500	700	4	2	34,310	9,887	5,900	4	1	1	3,850	800	900	4	1	1,422	550
Van Wert																					
Total	2,099	2,460	2,281	206,299	250,559	229,650	1,947	2,375	1,487,575	1,630,243	1,703,646	1,870	2,235	2,269	384,728	388,792	429,943	1,603	1,955	188,559	222,369
None							3	10	3,090	2,510	1,450	10	9	3	13,475	1,585	550	10	5	14,200	550
Under 25	126	146	378	1,953	2,210	11,569	76	119	8,464	16,835	87,446	59	87	373	4,537	4,132	25,595	27	213	2,968	12,201
25-49	295	330		10,076	10,897		259	301	59,410	54,871		241	265		20,739	16,396		157		9,012	
50-99	686	840	780	46,402	55,607	53,400	649	820	304,974	330,475	403,548	603	770	774	85,533	87,884	104,560	521	669	38,536	51,885
100-199	819	902	929	103,808	113,805	115,796	791	885	773,618	732,390	838,024	791	870	926	194,168	182,020	212,078	742	878	92,099	110,266
200-399	161	215	177	38,288	51,600	41,010	157	213	285,894	371,908	303,692	154	207	176	55,130	70,650	71,805	134	174	26,119	38,127
400 and over	12	27	17	5,772	16,440	7,875	12	27	52,125	121,254	69,486	12	27	17	11,146	26,125	15,355	12	16	5,625	9,340
Vinton																					
Total	1,061	1,261	1,006	56,971	75,856	64,017	967	1,149	392,159	406,647	458,399	914	1,099	990	73,738	94,793	87,456	524	770	26,744	40,014
None							5	1	1,930	25	1,760	10	2	4	1,272	60	188	9	5	1,063	693
Under 25	270	233	420	3,970	3,522	11,783	221	170	19,591	15,635	86,692	197	180	401	7,064	6,274	19,899	71	268	1,733	8,600
25-49	369	385		12,427	12,911		340	353	75,540	63,866		309	328		17,537	16,849		154		4,903	
50-99	277	407	387	17,421	25,502	24,594	258	391	108,529	122,983	168,750	258	371	386	21,577	31,465	33,599	175	318	7,410	14,903
100-199	108	188	169	12,768	21,746	20,115	107	187	92,455	114,404	139,728	105	173	169	13,818	25,300	22,430	86	149	6,437	9,888
200-399	32	43	28	7,985	9,715	6,225	31	42	68,839	66,644	45,773	30	40	28	9,445	12,465	9,090	25	28	3,748	4,730
400 and over	5	5	2	2,400	2,460	1,300	5	5	25,275	23,090	15,696	5	5	2	3,025	2,380	2,250	4	2	1,450	1,200
Warren																					
Total	2,162	2,367	2,087	132,895	184,619	165,438	2,052	2,164	864,221	891,808	1,337,989	1,961	2,111	2,046	282,631	295,338	326,201	1,149	1,549	131,754	168,976
None							12	2	2,145	152	6,019	13	4	13	1,938	287	2,275	10	10	1,561	1,473
Under 25	393	272	719	5,752	4,294	20,373	340	207	34,416	17,733	160,886	306	187	681	20,378	9,695	57,386	98	407	8,759	26,111
25-49	675	531		22,425	18,283		638	476	124,840	79,440		596	446		52,098	31,075		270		19,827	
50-99	709	893	809	44,349	56,707	51,317	686	838	268,814	267,979	410,439	673	836	799	92,311	93,893	104,340	462	631	37,324	51,863
100-199	304	538	431	35,144	64,285	51,889	298	515	244,441	295,100	422,792	293	513	425	63,921	101,315	90,617	236	378	29,307	47,078
200-399	68	110	97	16,488	26,825	23,284	66	104	116,440	146,506	177,026	67	104	97	28,535	32,273	40,161	60	92	16,040	23,422
400-799	8	16	(1)	3,617	7,125	(1)	7	16	28,763	42,478	(1)	8	14	(1)	4,950	14,650	(1)	8	(1)	3,130	(1)
800 and over	5	7	(1)	4,920	7,100	(1)	5	6	44,362	42,420	(1)	5	7	(1)	18,500	12,150	(1)	5	(1)	15,806	(1)
400-699	8	16	23	3,817	7,125	11,150	7	16	28,763	42,478	93,077	8	14	23	4,950	14,650	17,122	8	23	3,130	10,929
700-999	2	3	5	1,750	2,500	4,025	2	3	18,370	19,260	39,025	2	3	5	3,100	3,550	8,100	2	5	2,050	4,000
1000 and over	3	4	3	3,170	4,600	3,400	3	3	25,992	23,160	28,725	3	4	3	15,400	8,600	6,200	3	3	13,756	4,100
Washington																					
Total	3,023	3,550	3,215	161,723	220,631	190,391	2,821	3,318	1,177,827	1,296,050	1,449,393	2,431	3,115	3,058	228,815	309,754	267,232	1,464	2,051	97,048	130,834
None							17	8	6,960	1,000	6,515	16	13	18	1,808	1,232	2,316	18	16	1,595	1,381
Under 25	835	670	1,689	12,516	10,199	45,817	722	547	82,221	43,497	336,089	564	445	1,560	24,293	15,318	73,740	197	814	10,972	30,155
25-49	974	1,085		32,427	36,480		911	1,012	211,503	163,959		764	959		44,825	50,961		423		15,131	
50-99	749	1,120	986	46,864	70,528	62,593	718	1,092	324,379	382,467	455,358	654	1,059	952	61,461	88,101	84,792	461	761	23,886	42,179
100-199	364	531	429	44,211	63,761	52,321	352	519	344,581	409,077	404,756	335	504	419	64,145	78,780	62,258	280	357	29,255	31,546
200-399	92	128	97	21,830	31,188	23,010	92	124	176,083	234,838	183,788	89	119	95	25,925	36,597	29,539	77	89	12,359	17,158
400 and over	9	16	14	4,075	8,475	6,650	9	16	32,120	61,212	62,887	9	16	14	6,358	38,765	14,587	8	14	3,850	8,415
Wayne																					
Total	3,317	3,733	3,362	398,048	458,186	381,396	3,182	3,573	3,286,595	3,350,818	3,198,761	2,909	2,751	3,359	800,410	617,894	684,612	2,266	2,433	450,245	356,840
None							20	9	17,325	6,700	10,180	30	5	23	28,540	520	3,594	37	19	26,063	2,125
Under 25	322	263	783	4,820	3,934	21,267	265	206	44,101	23,209	149,656	222	105	769	27,510	6,575	64,394	86	345	18,901	27,025
25-49	524	642		17,923	21,794		489	602	123,324	136,991		415	377		42,848	24,118		220		22,928	
50-99	920	1,061	1,060	60,625	69,477	70,497	892	1,022	437,744	429,784	603,161	798	773	1,054	136,305	84,778	136,824	615	741	74,087	65,783
100-199	979	1,072	1,039	125,785	136,839	131,671	954	1,047	973,488	920,346	1,034,357	894	872	1,034	244,969	184,318	220,791	793	888	127,071	114,864
200-399	465	557	376	114,733	137,452	93,090	456	550	936,216	1,015,380	790,941	445	492	375	197,238	186,015	138,777	414	340	104,945	76,633
400-799	84	111	(1)	42,312	54,465	(1)	84	110	393,441	482,610	(1)	83	101	(1)	74,775	73,645	(1)	78	(1)	43,425	(1)
800-1599	18	21	(1)	18,150	20,975	(1)	17	21	174,449	191,691	(1)	17	20	(1)	32,625	37,425	(1)	18	(1)	27,030	(1)
1600 and over	5	6	(1)	13,700	13,250	(1)	5	6	186,507	144,107	(1)	5	6	(1)	15,600	20,500	(1)	5	(1)	5,800	(1)
400-699	72	102	79	33,762	47,865	38,051	72	102	301,331	428,160	321,132	72	94	79	64,075	65,945	56,987	68	76	37,885	35,758
700-999	23	18	12	18,100	14,200	9,210	22	17	188,910	130,550	104,183	21	16	12	30,100	19,050	20,025	21	12	19,335	12,317
1000 and over	12	18	13	22,300	26,625	17,610	12	18	284,156	259,698	185,151	12	17	13	28,825	46,575	43,220	12	12	19,035	22,335

[1] Comparison with later censuses may be found in groups below beginning with 400-699.

COUNTY TABLE 1.—CHICKENS ON FARMS 1940, 1935, AND 1930; CHICKEN EGGS PRODUCED AND CHICKENS RAISED 1939, 1934, AND 1929; AND CHICKENS SOLD, 1939 AND 1929; CLASSIFIED BY NUMBER ON HAND—Continued

(Chickens on hand over 4 months old Apr. 1, 1940 and over 3 months old Jan. 1, 1935 and Apr. 1, 1930)

STATE OR COUNTY AND NUMBER OF CHICKENS ON HAND	CHICKENS ON HAND						CHICKEN EGGS PRODUCED					CHICKENS RAISED						CHICKENS SOLD			
	Farms reporting			Number			Farms reporting		Dozens			Farms reporting			Number			Farms reporting		Number	
	1940 (Apr. 1)	1935 (Jan. 1)	1930 (Apr. 1)	1940 (Apr. 1)	1935 (Jan. 1)	1930 (Apr. 1)	1939	1934	1939	1934	1929	1939	1934	1929	1939	1934	1929	1939	1929	1939	1929
OHIO—Continued																					
Williams																					
Total	2,119	2,446	2,362	244,638	298,459	275,230	1,973	2,318	2,007,359	2,077,064	2,268,799	1,751	1,971	2,240	466,537	473,736	496,731	1,563	1,697	266,198	260,187
None	—	—	—	—	—	—	20	12	13,694	4,663	10,590	32	12	12	10,818	1,291	1,770	35	14	13,030	1,701
Under 25	167	146	379	2,347	2,248	10,842	109	109	13,323	20,657	81,149	92	69	320	12,677	3,393	20,365	60	145	10,052	9,493
25-49	270	320		9,100	10,806		235	283	47,356	65,878		154	200		14,110	14,250		108		8,295	
50-99	533	674	692	35,592	44,681	46,993	498	645	233,939	291,009	372,077	409	520	650	66,992	58,340	81,314	358	456	35,398	38,121
100-199	832	853	908	107,152	110,729	116,074	801	825	868,286	717,985	936,552	758	754	884	210,048	178,446	217,470	712	734	112,519	110,709
200-399	269	395	352	65,617	95,750	84,146	262	388	571,358	703,688	695,630	261	361	344	112,063	151,221	145,462	244	321	58,470	79,615
400-799	44	49	(1)	19,530	23,795	(1)	44	47	197,868	175,344	(1)	41	46	(1)	27,329	38,110	(1)	42	(1)	17,634	(1)
800 and over	4	9	(1)	5,300	10,450	(1)	4	9	61,535	97,840	(1)	4	9	(1)	12,500	28,685	(1)	4	(1)	10,800	(1)
400-699	44	46	25	19,530	21,695	11,475	44	44	197,868	159,174	113,285	41	43	24	27,329	33,710	19,650	42	21	17,634	11,630
700-999	1	7	5	800	5,550	3,700	1	7	7,500	55,510	34,516	1	7	5	5,000	12,685	5,200	1	5	2,000	3,918
1000 and over	3	5	1	4,500	7,000	2,000	3	5	54,035	58,500	25,000	3	5	1	7,500	20,400	5,500	3	1	8,800	5,000
Wood																					
Total	2,856	3,528	3,500	228,990	327,535	338,441	2,668	3,284	1,451,787	1,831,149	2,242,537	2,482	2,955	3,471	449,732	524,509	619,332	1,837	2,703	205,795	302,563
None	—	—	—	—	—	—	28	14	6,884	7,621	6,318	26	15	13	3,580	5,850	5,730	31	16	3,002	5,458
Under 25	308	282	794	4,555	4,429	22,840	242	246	35,743	18,105	165,360	194	152	772	18,188	8,097	53,728	75	396	10,194	22,957
25-49	630	639		21,095	21,223		557	585	114,949	83,081		490	486		40,679	31,312		272		16,117	
50-99	943	1,154	1,240	60,705	73,842	82,257	883	1,046	357,431	342,913	544,210	849	981	1,229	126,261	110,152	157,091	641	981	52,951	72,286
100-199	794	1,113	1,142	97,058	136,858	140,499	779	1,062	617,902	790,955	879,680	749	1,003	1,136	184,149	217,136	251,623	661	1,012	83,252	120,572
200-399	165	305	278	38,305	72,268	65,610	163	296	265,463	458,191	446,135	158	285	276	61,025	107,112	102,433	143	257	30,831	49,846
400 and over	16	35	46	7,272	16,915	27,235	16	35	53,415	130,283	200,834	16	33	45	15,850	44,850	48,727	14	41	9,448	31,444
Wyandot																					
Total	1,712	1,933	1,912	170,036	210,801	205,612	1,616	1,858	1,085,451	1,158,129	1,343,579	1,542	1,720	1,906	355,101	361,301	387,107	1,358	1,602	188,455	204,338
None	—	—	—	—	—	—	8	9	3,760	3,740	6,427	13	9	11	3,690	7,844	2,555	14	11	3,041	2,165
Under 25	127	83	288	1,815	1,274	8,736	95	69	13,239	8,044	61,194	77	46	280	7,411	3,506	21,443	47	168	4,532	10,373
25-49	222	219		7,650	7,604		201	200	43,569	38,933		176	171		20,677	10,399		128		11,488	
50-99	556	638	656	38,398	43,336	44,856	525	609	243,128	215,474	269,293	503	565	651	86,367	68,198	87,676	443	539	44,448	43,779
100-199	655	772	768	83,005	98,239	97,121	636	756	528,850	520,292	656,501	626	718	765	172,001	173,562	174,961	589	696	90,931	92,022
200-399	137	195	177	31,658	45,989	41,793	136	191	206,925	274,821	270,085	133	186	176	55,155	77,837	72,037	124	167	28,480	36,958
400 and over	15	26	23	7,510	14,359	13,106	15	24	45,980	96,825	80,079	14	25	23	9,800	19,955	28,435	13	21	5,535	19,041
OKLAHOMA																					
Total	164,838	191,848	179,121	9,047,300	9,655,699	11,470,602	154,527	179,595	58,675,859	45,742,763	80,513,723	149,062	169,205	177,196	16,946,645	16,240,721	23,291,731	76,411	102,094	4,879,549	8,359,520
None	—	—	—	—	—	—	942	849	240,585	118,998	331,997	1,207	1,014	1,058	266,087	98,268	131,302	858	837	213,868	81,561
Under 25	40,121	61,256	93,140	631,589	934,052	2,346,881	34,393	53,043	4,128,394	3,716,626	17,375,210	31,552	46,898	90,620	1,722,292	1,905,692	6,379,340	10,752	39,598	463,337	2,077,659
25-49	52,770	58,612		1,827,364	1,992,553		49,525	55,641	11,227,655	8,196,748		47,907	52,970		3,818,116	3,523,668		21,664		929,164	
50-99	46,684	46,350	49,163	2,970,447	2,910,020	3,190,927	44,942	44,892	18,600,047	13,294,262	21,914,454	44,028	43,671	48,857	5,535,167	5,076,935	6,846,230	25,728	32,477	1,442,676	2,359,531
100-199	21,375	20,856	28,094	2,605,300	2,522,881	3,505,074	20,880	20,458	17,046,299	12,658,446	23,340,879	20,548	20,028	27,978	4,122,948	3,948,459	6,333,311	14,450	21,809	1,234,069	2,337,320
200-399	3,593	4,340	7,685	842,386	1,025,586	1,857,497	3,555	4,282	5,889,053	5,824,749	12,964,305	3,529	4,210	7,648	1,187,196	1,335,329	2,786,223	2,722	6,468	425,556	1,115,044
400-799	261	373	(1)	123,054	176,626	(1)	257	369	999,553	1,177,208	(1)	258	356	(1)	197,653	214,735	(1)	209	(1)	103,508	(1)
800-1599	30	49	(1)	29,809	49,605	(1)	29	49	253,878	404,219	(1)	29	46	(1)	50,510	67,135	(1)	25	(1)	29,805	(1)
1600-3199	1	9	(1)	1,637	20,126	(1)	1	9	30,737	113,127	(1)	1	9	(1)	5,566	37,100	(1)	1	(1)	5,566	(1)
3200 and over	3	3	(1)	15,714	22,250	(1)	3	3	259,658	238,380	(1)	3	3	(1)	41,110	33,400	(1)	2	(1)	32,000	(1)
400-699	249	354	888	114,447	164,917	413,498	245	351	909,320	1,111,485	3,210,569	248	339	885	186,753	202,148	566,601	198	773	97,182	255,793
700-999	27	41	103	20,987	32,079	80,566	26	40	174,812	228,932	712,913	25	39	103	31,240	38,872	118,689	24	90	14,906	62,976
1000-2499	16	33	46	19,066	43,361	59,159	16	33	200,036	321,704	528,896	15	30	45	35,736	53,450	104,035	13	40	26,791	57,636
2500 and over	3	6	2	15,714	30,250	17,000	3	6	259,658	270,813	134,500	3	6	2	41,110	57,900	26,000	2	2	32,000	12,000

Adair																				
Total	1,611	2,184	1,707	71,932	78,687	88,818	1,507	1,827	423,754	298,220	649,875	1,486	1,876	1,688	101,144	113,831	161,008	760	1,196	35,694	69,986
None							7	5	3,384	604	1,020	9	9	2	3,655	363	150	10	2	2,978	75
Under 25	467	954	966	6,978	12,609	24,259	417	657	41,343	36,848	192,266	419	709	954	17,037	26,860	58,536	173	595	5,492	25,168
25-49	594	723		20,440	23,772		556	653	116,086	87,171		540	653		29,667	37,322		260		8,376	
50-99	411	399	510	26,055	25,023	32,567	390	384	136,738	96,317	232,877	388	381	501	33,400	31,843	57,477	218	405	10,730	24,927
100-199	123	113	200	14,759	13,238	24,052	121	113	104,187	62,250	168,597	115	110	200	15,370	13,633	33,585	88	168	7,146	14,994
200 and over	16	15	31	3,700	4,045	7,940	16	15	22,016	15,030	55,115	15	14	31	2,015	3,810	11,260	11	26	972	4,822
Alfalfa																					
Total	1,778	1,968	1,901	134,502	169,163	195,963	1,705	1,887	1,053,304	940,780	1,523,914	1,618	1,776	1,910	314,100	369,896	435,002	978	1,350	81,488	168,472
None							8	5	1,920	348	7,350	14	7	15	3,824	841	2,100	13	11	3,254	1,305
Under 25	208	201	407	3,393	3,301	11,844	178	166	30,175	14,526	92,851	139	140	404	15,394	13,445	43,359	56	183	4,096	24,263
25-49	422	385		15,014	13,789		393	369	122,435	69,439		372	328		48,444	37,069		184		10,777	
50-99	611	649	615	39,872	43,221	41,271	594	627	304,353	225,032	321,175	565	602	614	97,424	104,589	112,890	338	422	23,026	35,236
100-199	461	586	653	57,029	71,779	83,807	457	577	431,922	410,407	635,204	452	556	652	113,894	149,109	182,974	329	539	30,204	71,297
200-399	72	139	212	16,804	32,736	51,666	71	135	136,852	196,623	408,170	72	135	211	28,420	57,129	85,329	54	183	7,001	32,596
400 and over	4	8	14	2,390	4,337	7,375	4	8	25,647	24,405	59,164	4	8	14	6,700	7,714	8,350	4	12	3,150	3,775
Atoka																					
Total	2,007	2,199	1,734	73,220	62,936	63,322	1,907	2,071	367,794	180,078	382,898	1,825	1,926	1,592	119,042	94,268	117,895	735	839	28,057	41,647
None							5	3	995	422	1,777	5	6	12	640	341	740	3	10	98	584
Under 25	708	1,121	1,298	11,104	17,151	31,779	638	1,021	65,161	47,156	185,247	582	899	1,159	23,996	27,915	66,761	174	557	6,027	22,450
25-49	826	760		27,774	24,545		805	739	140,107	70,911		785	710		47,235	37,594		322		10,561	
50-99	389	276	363	23,927	16,162	22,389	378	268	112,229	41,844	135,261	371	269	349	35,109	22,863	36,289	183	220	7,634	12,278
100-199	79	37	67	9,335	3,974	7,664	76	35	44,102	13,580	48,683	77	37	66	10,362	4,405	12,590	48	48	3,127	5,900
200 and over	5	5	6	1,080	1,104	1,490	5	5	5,200	6,165	11,930	5	5	6	1,700	1,150	1,515	5	4	610	435
Beaver																					
Total	1,424	1,760	1,818	108,939	100,241	181,727	1,390	1,666	810,633	552,027	1,317,121	1,337	1,491	1,825	238,493	198,123	379,123	862	1,233	61,833	126,470
None							7	15	1,627	2,733	1,341	8	14	11	924	1,194	1,617	7	8	432	868
Under 25	152	383	402	2,493	6,181	11,984	133	317	19,353	36,124	88,946	113	245	401	10,461	16,107	40,503	53	180	3,048	13,394
25-49	336	507		12,242	17,757		325	489	94,835	96,078		299	427		36,203	40,549		170		9,681	
50-99	536	580	608	34,885	36,547	41,138	532	558	260,386	199,545	318,455	518	532	605	82,252	76,085	101,072	333	389	18,437	31,309
100-199	338	252	615	42,865	30,300	78,793	331	249	298,583	163,419	536,843	337	237	615	83,115	52,163	152,965	249	489	21,834	52,466
200-399	59	34	175	14,654	7,531	41,791	59	34	118,089	44,527	312,370	59	33	175	23,238	9,825	68,306	47	151	7,551	23,258
400 and over	3	4	18	1,800	1,925	8,021	3	4	17,760	9,601	59,166	3	3	18	2,300	2,200	14,660	3	16	850	5,175
Beckham																					
Total	2,188	2,638	2,854	119,621	118,830	182,998	2,065	2,454	803,552	474,553	1,129,372	2,043	2,416	2,851	270,387	252,597	411,363	1,244	1,720	76,066	163,697
None							17	29	2,984	5,304	1,545	17	29	10	1,325	2,120	1,543	12	10	694	1,423
Under 25	411	788	1,444	6,951	12,896	39,374	341	639	57,033	42,572	287,593	324	629	1,435	30,305	39,694	128,545	167	669	10,085	47,255
25-49	781	943		27,260	32,887		733	893	193,069	107,532		735	869		75,497	80,360		413		19,500	
50-99	687	672	853	43,086	41,743	54,772	669	660	284,681	176,725	321,100	668	655	852	93,043	83,462	133,649	434	598	23,336	51,186
100-199	267	204	433	31,957	24,014	54,005	263	202	204,625	104,327	282,979	260	203	431	57,783	37,771	99,382	188	342	19,241	41,888
200 and over	42	31	124	10,367	7,290	34,845	42	31	61,160	38,093	236,155	41	31	123	12,434	9,190	48,244	30	101	3,212	21,945
Blaine																					
Total	1,927	2,380	2,186	143,421	155,923	162,220	1,861	2,275	1,018,344	710,439	1,122,433	1,823	2,214	2,178	333,616	324,532	375,148	1,196	1,303	96,684	124,733
None							16	2	5,892	85	3,533	21	2	8	2,120	100	1,075	15	7	809	804
Under 25	286	499	891	4,805	7,742	23,066	248	444	45,654	36,822	164,158	229	402	878	23,902	19,819	71,919	109	353	8,206	20,829
25-49	469	594		16,411	20,579		444	570	110,740	90,325		437	558		57,658	48,205		237		16,398	
50-99	643	778	729	42,276	50,649	49,100	628	759	286,328	224,769	320,644	619	751	726	110,440	116,002	124,712	433	472	28,101	38,134
100-199	428	411	454	52,942	50,221	56,871	424	402	368,219	229.566	388,086	416	406	454	99,156	98,518	125,712	321	378	30,518	43,107
200-399	91	87	99	21,837	20,562	24,038	91	87	162,159	88,547	168,341	91	84	99	34,140	33,534	37,780	75	82	11,012	15,824
400 and over	10	11	13	5,150	6,170	9,145	10	11	39,152	40,325	77,671	10	11	13	6,200	8,354	13,950	6	11	1,640	6,035
Bryan																					
Total	3,376	3,736	3,454	152,869	139,165	150,575	3,124	3,550	950,564	465,840	981,238	3,093	3,347	3,441	261,694	211,892	298,036	1,700	1,871	72,429	101,371
None							13	3	3,798	30	654	14	7	9	1,420	141	557	9	6	667	197
Under 25	889	1,404	2,342	14,348	22,307	60,986	751	1,277	96,063	63,873	430,330	724	1,132	2,324	33,974	41,472	143,566	285	1,092	9,551	44,627
25-49	1,298	1,403		44,045	46,651		1,215	1,360	287,486	134,246		1,210	1,312		88,786	70,858		629		23,262	

[1] Comparison with later censuses may be found in groups below beginning with 400-699.

COUNTY TABLE 1.—CHICKENS ON FARMS 1940, 1935, AND 1930; CHICKEN EGGS PRODUCED AND CHICKENS RAISED 1939, 1934, AND 1929; AND CHICKENS SOLD, 1939 AND 1929; CLASSIFIED BY NUMBER ON HAND—Continued

(Chickens on hand over 4 months old Apr. 1, 1940 and over 3 months old Jan. 1, 1935 and Apr. 1, 1930)

STATE OR COUNTY AND NUMBER OF CHICKENS ON HAND	CHICKENS ON HAND						CHICKEN EGGS PRODUCED					CHICKENS RAISED						CHICKENS SOLD			
	Farms reporting			Number			Farms reporting		Dozens			Farms reporting			Number			Farms reporting		Number	
	1940 (Apr.1)	1935 (Jan.1)	1930 (Apr.1)	1940 (Apr. 1)	1935 (Jan. 1)	1930 (Apr. 1)	1939	1934	1939	1934	1929	1939	1934	1929	1939	1934	1929	1939	1929	1939	1929
OKLAHOMA—Contd.																					
Bryan—Continued																					
50-99	896	743	854	55,619	44,370	53,150	859	728	333,295	152,922	314,848	862	715	851	89,068	64,881	101,173	568	575	24,140	34,735
100-199	264	159	222	31,257	17,692	25,494	259	155	179,606	64,715	154,710	255	157	221	39,230	26,591	37,161	191	168	12,545	14,229
200-399	26	24	28	6,300	6,045	6,645	24	24	39,400	38,594	44,059	25	21	28	6,916	5,549	11,229	18	30	2,284	7,583
400 and over	3	3	8	1,300	2,100	4,300	3	3	10,916	11,460	36,637	3	3	8	2,300	2,400	4,350				
Caddo																					
Total	4,100	4,934	4,984	273,354	303,671	312,211	3,802	4,677	1,631,705	1,482,455	2,040,238	3,774	4,474	4,863	492,483	473,528	641,433	2,069	2,742	134,381	220,661
None							24	17	5,023	2,769	11,034	33	21	37	3,492	1,968	5,116	25	27	2,290	2,338
Under 25	606	1,006	2,512	9,678	16,481	63,104	484	855	56,997	87,646	459,338	463	757	2,364	28,956	35,584	171,757	178	954	8,409	54,318
25-49	1,126	1,389		39,749	48,350		1,013	1,315	215,030	216,521		1,016	1,261		88,690	81,402		462		20,179	
50-99	1,490	1,582	1,466	97,878	101,536	94,945	1,420	1,537	536,295	465,534	647,808	1,414	1,498	1,458	185,535	167,172	214,206	819	961	46,849	71,989
100-199	736	787	788	88,194	94,714	96,823	719	784	535,620	470,874	559,028	713	770	787	136,391	138,220	172,296	477	620	34,651	60,879
200-399	127	155	193	29,895	34,660	45,389	127	154	219,074	189,758	273,329	120	152	193	38,084	41,432	64,384	94	160	12,943	25,400
400 and over	15	15	25	7,960	7,930	11,950	15	15	63,666	49,353	89,701	15	15	24	11,355	7,750	13,674	14	20	9,060	5,737
Canadian																					
Total	2,241	2,518	2,654	185,425	218,394	267,289	2,116	2,335	1,328,523	1,058,201	2,038,933	2,076	2,274	2,602	363,337	394,583	501,935	1,314	1,608	102,754	175,535
None							15		6,001		5,645	21	2	6	3,382	207	860	16	4	1,792	482
Under 25	249	341	787	4,071	5,385	20,400	194	260	27,053	22,877	162,008	195	240	742	17,592	15,223	56,399	70	270	5,117	18,706
25-49	479	528		17,003	18,468		434	478	108,832	71,687		421	457		46,508	40,029		223		12,990	
50-99	738	743	717	48,304	48,422	47,912	713	706	339,947	224,597	366,469	687	697	711	107,877	100,354	106,852	419	417	28,906	33,021
100-199	625	675	807	78,783	85,160	104,225	613	662	573,523	389,756	755,276	607	655	800	138,097	150,749	194,571	469	618	38,684	69,881
200-399	140	213	307	32,214	50,481	75,377	137	211	231,643	273,563	575,085	135	207	307	43,681	72,621	116,479	110	270	13,336	43,271
400 and over	10	18	36	5,050	10,478	19,375	10	18	41,524	75,721	174,450	10	16	36	6,200	15,400	26,774	7	29	1,929	10,374
Carter																					
Total	2,401	2,638	2,060	95,650	81,326	93,651	2,179	2,440	544,663	295,773	771,046	2,214	2,190	2,026	198,878	108,707	183,196	926	960	60,725	69,847
None							15	2	3,993	36	4,010	17	3	11	3,531	84	918	11	10	2,572	612
Under 25	792	1,323	1,398	13,009	19,948	34,755	678	1,202	76,599	63,506	302,915	685	1,002	1,356	36,046	31,193	77,169	212	545	8,650	24,578
25-49	1,010	885		33,883	28,982		922	824	190,802	97,850		938	785		72,298	40,148		400		16,940	
50-99	483	347	492	29,508	20,443	31,384	456	329	157,389	78,738	240,834	461	319	489	50,625	22,990	53,194	231	284	12,328	16,876
100-199	86	71	126	10,450	8,403	15,208	80	71	62,531	35,313	114,116	84	69	126	13,703	10,472	21,721	52	88	4,002	8,554
200-399	24	11	35	5,850	2,750	8,118	22	11	32,505	14,330	71,605	23	11	35	19,125	2,220	17,844	16	29	14,333	9,467
400 and over	6	1	9	2,950	800	4,186	6	1	20,844	6,000	37,566	6	1	9	3,550	1,600	12,350	4	4	1,900	7,760
Cherokee																					
Total	2,381	2,518	2,224	107,488	98,929	92,527	2,197	2,340	630,854	321,089	711,375	2,034	2,147	2,175	140,811	118,818	150,546	1,247	1,312	50,222	64,055
None							13	15	2,370	539	3,895	17	11	17	886	663	1,663	12	16	379	1,637
Under 25	668	919	1,497	10,225	13,561	35,632	554	784	59,198	38,055	286,787	488	693	1,436	22,094	21,614	69,870	248	761	7,557	29,159
25-49	857	844		29,115	28,110		811	799	163,551	84,136		753	739		41,170	36,388		432		12,559	
50-99	644	596	569	40,613	36,739	34,924	610	585	220,620	118,136	258,005	578	559	564	47,657	43,093	53,564	402	410	17,863	23,031
100-199	195	144	128	23,230	16,966	14,760	192	142	150,592	64,368	111,061	181	131	128	24,884	14,688	17,691	139	99	10,135	6,916
200 and over	17	15	30	4,305	3,553	7,211	17	15	34,523	15,855	51,627	17	14	30	4,120	2,172	7,758	14	26	1,729	3,312

Choctaw																				
Total	2,875	3,166	2,755	91,524	90,067	96,968	2,681	3,079	519,917	331,395	620,227	2,603	2,875	2,688	150,577	134,021	192,522	885	1,299	30,349	62,028
None							15	13	3,234	1,012	271	12	17	5	853	753	324	10	4	805	72
Under 25	1,273	1,692	2,138	19,186	23,770	47,630	1,141	1,609	111,094	87,629	331,803	1,077	1,450	2,067	41,163	41,739	113,729	266	880	7,241	33,665
25-49	1,114	974		36,898	31,381		1,058	959	206,490	109,373		1,047	915		62,889	47,977		378		12,163	
50-99	403	428	491	24,220	24,909	29,989	384	426	131,827	85,300	176,206	384	421	490	33,229	32,885	52,298	187	319	7,366	17,982
100-199	78	63	103	9,230	7,257	11,778	76	63	51,628	27,626	65,303	76	63	103	9,928	8,512	16,846	39	77	2,114	6,769
200 and over	7	9	23	1,990	2,750	7,371	7	9	15,644	20,455	46,644	7	9	23	2,515	2,155	9,325	5	19	660	3,540
Cimarron																					
Total	469	672	679	36,586	45,087	61,102	439	653	215,041	208,900	360,826	420	615	613	60,124	73,021	98,996	217	358	9,770	39,372
None							1	17	40	4,932	152	1	15	1	60	1,305	10	2		140	
Under 25	62	110	190	984	1,856	5,368	51	100	4,332	7,124	32,549	36	76	149	1,956	4,244	10,619	9	43	287	2,016
25-49	96	173		3,402	6,131		88	157	17,560	21,057		82	152		8,484	10,151		33		1,560	
50-99	153	228	231	10,236	15,353	15,710	148	220	61,187	61,399	100,633	146	215	216	17,646	27,262	29,425	78	134	2,936	9,895
100-199	132	142	204	16,524	17,222	25,929	125	140	96,952	88,131	136,777	129	138	197	25,533	24,144	40,625	78	142	3,691	21,081
200 and over	26	19	54	5,440	4,525	14,095	26	19	34,970	26,257	90,715	26	19	50	6,445	5,915	18,317	17	39	1,156	6,380
Cleveland																					
Total	1,948	2,014	1,855	122,394	125,991	140,732	1,821	1,878	780,260	575,656	962,726	1,746	1,687	1,833	196,673	171,370	264,683	843	1,101	53,793	91,716
None							12	12	4,309	3,320	2,035	13	11	11	1,190	987	646	7	6	551	395
Under 25	421	476	763	6,855	7,474	20,658	353	404	40,238	22,415	163,304	304	298	734	16,693	11,157	53,462	96	319	4,932	17,750
25-49	550	560		19,007	19,525		517	525	104,737	65,830		498	484		34,944	27,896		216		7,476	
50-99	591	577	614	38,306	36,128	38,941	566	550	217,069	150,792	267,414	567	520	612	65,467	55,713	80,231	301	397	16,350	24,944
100-199	330	321	356	40,491	39,490	44,816	318	309	278,894	192,691	285,045	312	296	354	56,908	47,227	73,115	188	272	14,402	25,913
200-399	44	70	107	10,135	16,944	27,277	43	68	73,953	102,544	167,839	41	68	107	12,246	20,840	42,601	26	92	4,582	17,245
400 and over	12	10	15	7,600	6,430	9,040	12	10	61,060	38,064	77,089	11	10	15	9,225	7,550	14,628	9	15	5,500	5,469
Coal																					
Total	1,481	1,678	1,312	66,915	55,332	59,489	1,419	1,550	425,683	249,627	393,698	1,373	1,507	1,319	104,000	73,609	131,868	687	809	28,767	56,581
None							9	2	1,199	40	2,584	21	4	11	938	180	812	5	10	96	700
Under 25	361	730	852	6,014	11,244	20,707	327	626	40,159	52,589	154,745	294	597	849	13,608	18,616	58,713	99	440	3,161	22,826
25-49	595	609		20,448	20,221		570	591	131,295	96,027		554	580		34,427	28,076		272		8,674	
50-99	396	279	329	24,407	16,388	20,560	387	271	149,861	70,985	120,742	380	269	328	36,298	19,082	43,694	225	245	10,613	18,839
100-199	119	57	113	13,971	6,254	13,773	116	57	85,806	26,776	84,717	114	54	113	16,903	6,205	22,718	79	97	5,437	10,759
200 and over	10	3	18	2,075	1,225	4,449	10	3	17,363	3,200	30,910	10	3	18	1,826	1,450	5,931	7	17	786	3,457
Comanche																					
Total	1,859	2,446	2,472	118,301	143,070	154,942	1,770	2,309	887,123	795,558	1,007,952	1,703	2,104	2,490	250,200	241,567	333,272	1,053	1,361	86,128	119,740
None							13	15	4,340	4,063	3,986	20	18	31	4,405	2,167	1,717	14	22	3,611	1,395
Under 25	331	625	1,260	5,247	10,021	32,810	279	558	42,309	49,891	245,253	244	408	1,247	20,308	21,873	96,744	112	513	6,488	31,337
25-49	537	689		19,023	24,237		505	638	141,301	116,476		499	612		49,400	48,418		266		14,757	
50-99	606	705	717	38,715	44,747	46,895	594	682	286,364	245,945	303,177	575	654	717	86,764	79,988	104,498	379	437	28,957	35,275
100-199	317	330	394	38,947	39,735	49,146	311	320	274,622	240,452	286,095	297	317	394	64,882	58,907	90,922	225	302	21,263	35,259
200 and over	68	97	101	16,369	24,330	26,091	68	96	138,187	138,731	169,441	68	95	101	24,441	30,214	39,391	57	87	11,052	16,474
Cotton																					
Total	1,382	1,806	1,809	79,221	107,887	105,147	1,315	1,761	556,980	494,809	870,413	1,302	1,684	1,798	188,123	192,201	258,423	705	1,020	55,741	102,617
None							9	11	1,830	1,281	366	16	10	1	3,024	639	50	11	2	1,291	100
Under 25	284	374	986	4,720	6,294	25,870	247	347	36,766	30,552	239,728	233	312	974	21,862	17,169	83,626	92	412	6,263	27,355
25-49	427	553		14,876	19,368		405	539	110,802	83,981		403	516		44,795	39,765		205		13,084	
50-99	457	564	526	29,268	35,153	33,596	445	554	196,583	168,510	279,028	442	544	526	67,622	66,055	86,856	251	355	19,767	39,319
100-199	178	255	233	21,226	30,304	29,081	173	253	143,749	130,840	225,165	172	244	233	37,780	47,928	61,006	119	198	11,455	23,958
200 and over	36	60	64	9,131	16,768	16,600	36	57	67,250	79,645	126,126	36	58	64	13,040	20,645	26,885	27	53	3,881	11,885
Craig																					
Total	2,023	2,239	2,045	143,215	155,155	183,328	1,918	2,118	971,834	770,592	1,161,842	1,863	2,068	2,029	230,700	279,032	324,705	1,085	1,350	64,107	123,254
None							16	28	3,414	2,149	1,410	22	30	3	1,832	2,703	275	17	2	1,062	225
Under 25	338	433	663	5,130	6,508	17,170	285	351	44,471	32,377	116,008	257	335	649	15,874	20,910	50,660	115	301	5,758	19,581
25-49	500	529		17,776	18,521		464	498	125,300	90,028		455	488		36,173	42,640		210		8,446	
50-99	665	714	592	43,383	46,379	39,854	638	685	277,034	217,695	265,287	617	672	589	73,003	92,009	78,391	384	401	19,032	30,665
100-199	421	465	589	51,187	55,886	73,819	416	459	362,630	282,208	449,267	413	448	588	73,392	86,859	124,883	284	469	19,547	46,841
200-399	95	92	184	23,281	21,711	43,084	95	91	143,941	122,987	260,330	95	89	183	27,726	26,836	60,050	72	161	7,584	22,004
400 and over	4	6	17	2,458	6,150	9,401	4	6	15,044	23,148	69,540	4	6	17	2,700	7,075	10,446	3	16	2,678	3,938

COUNTY TABLE 1.—CHICKENS ON FARMS 1940, 1935, AND 1930; CHICKEN EGGS PRODUCED AND CHICKENS RAISED 1939, 1934, AND 1929; AND CHICKENS SOLD, 1939 AND 1929; CLASSIFIED BY NUMBER ON HAND—Continued

(Chickens on hand over 4 months old Apr. 1, 1940 and over 3 months old Jan. 1, 1935 and Apr. 1, 1930)

STATE OR COUNTY AND NUMBER OF CHICKENS ON HAND	CHICKENS ON HAND						CHICKEN EGGS PRODUCED					CHICKENS RAISED						CHICKENS SOLD			
	Farms reporting			Number			Farms reporting		Dozens			Farms reporting			Number			Farms reporting		Number	
	1940 (Apr. 1)	1935 (Jan. 1)	1930 (Apr. 1)	1940 (Apr. 1)	1935 (Jan. 1)	1930 (Apr. 1)	1939	1934	1939	1934	1929	1939	1934	1929	1939	1934	1929	1939	1929	1939	1929
OKLAHOMA—Contd.																					
Creek																					
Total	2,789	3,377	3,060	109,990	108,809	137,179	2,589	3,158	583,364	434,140	933,827	2,499	2,744	3,076	187,761	138,166	265,537	705	1,233	35,465	82,036
None							13	10	1,668	1,063	5,356	22	18	35	1,678	1,115	2,709	13	17	1,036	1,345
Under 25	1,019	1,610	2,075	15,968	24,457	48,030	899	1,481	90,237	75,273	357,957	843	1,175	2,060	37,541	34,706	120,127	137	626	4,559	31,462
25-49	1,021	1,183		34,694	39,726		959	1,113	189,415	158,710		926	1,023		62,530	50,693		253		10,998	
50-99	569	464	701	35,104	28,184	43,878	542	438	175,050	115,968	295,672	535	419	698	53,571	34,119	79,177	220	401	9,611	25,610
100-199	153	104	227	17,563	12,407	27,153	149	100	89,991	56,836	159,309	146	95	227	23,862	14,051	39,471	66	143	5,376	14,076
200 and over	27	16	57	6,661	4,035	18,118	27	16	37,003	26,290	115,533	27	14	56	8,579	3,482	24,053	16	46	3,885	9,543
Custer																					
Total	2,089	2,464	2,573	146,845	180,418	240,906	2,018	2,316	1,070,240	988,312	1,783,001	1,920	2,228	2,567	313,815	325,756	528,616	1,330	1,725	91,593	210,200
None							10	14	2,502	1,619	3,551	11	14	13	1,775	1,039	2,264	12	10	1,361	1,308
Under 25	282	419	749	4,880	6,825	20,400	245	349	48,571	31,293	163,938	207	304	735	18,919	17,230	70,730	103	289	5,046	25,506
25-49	511	622		18,455	22,131		490	586	145,083	100,928		462	550		50,420	51,731		263		14,005	
50-99	769	755	821	50,477	48,411	55,155	756	719	367,674	234,958	443,692	727	715	816	115,475	99,569	149,311	533	601	31,087	57,706
100-199	462	522	738	57,655	64,229	93,062	452	502	397,683	359,997	673,204	448	502	738	102,064	106,155	192,776	369	593	33,134	77,148
200 and over	65	146	265	15,378	38,822	72,289	65	146	108,727	259,517	498,616	65	143	265	25,162	50,032	113,535	50	232	6,960	48,532
Delaware																					
Total	2,492	2,514	2,248	128,356	125,912	135,827	2,282	2,369	837,633	599,010	911,820	2,146	2,283	2,134	189,491	195,322	220,686	1,091	1,470	63,529	96,057
None							18	12	5,115	1,042	4,484	21	17	14	1,996	1,028	1,524	19	17	1,226	1,039
Under 25	649	775	1,165	10,366	11,843	30,080	507	677	52,581	55,907	224,375	451	634	1,058	20,632	29,919	66,820	144	613	5,496	28,642
25-49	830	762		28,664	26,432		787	721	185,014	104,302		732	700		48,086	48,015		348		13,697	
50-99	700	679	670	44,474	43,124	44,615	669	663	283,226	185,726	306,078	647	645	655	61,304	62,756	71,779	367	489	20,083	30,499
100-199	262	239	345	31,937	28,096	42,014	252	237	212,165	146,404	256,245	244	230	340	41,383	35,386	58,864	170	287	16,015	26,212
200-399	46	53	57	10,440	12,672	13,853	44	53	70,102	77,626	82,158	46	51	56	13,670	15,768	17,239	38	53	5,812	7,178
400 and over	5	6	11	2,475	3,745	5,265	5	6	29,430	28,003	38,480	5	6	11	2,420	2,450	4,460	5	11	1,200	2,487
Dewey																					
Total	1,761	2,015	1,888	114,756	121,843	157,578	1,624	1,882	664,695	625,344	1,082,019	1,631	1,842	1,800	238,259	247,875	348,805	958	1,198	55,839	121,150
None							8	4	3,866	1,810	5,144	8	5	10	2,017	775	2,571	6	8	1,565	1,046
Under 25	257	422	652	4,192	7,011	18,307	195	358	28,014	27,458	138,940	190	331	566	14,426	21,374	57,826	89	261	4,031	17,829
25-49	503	542		18,055	19,343		456	502	95,412	90,637		462	494		49,012	44,072		234		11,239	
50-99	641	663	623	41,509	42,078	41,484	614	639	234,860	213,465	300,192	620	631	615	91,942	91,545	108,235	386	415	20,488	36,250
100-199	305	330	473	37,044	38,403	59,880	296	321	211,961	208,368	406,015	296	324	469	62,318	66,534	125,518	200	392	13,351	45,971
200-399	52	52	123	12,469	12,043	30,192	52	52	72,948	66,107	184,265	52	52	123	16,794	21,575	45,375	40	106	4,415	16,009
400 and over	3	6	17	1,487	2,965	7,715	3	6	17,634	17,519	47,463	3	5	17	1,750	2,000	9,280	3	16	750	4,045
Ellis																					
Total	1,287	1,530	1,484	82,122	89,768	148,383	1,190	1,432	609,120	435,753	1,042,272	1,200	1,386	1,483	187,479	205,900	330,571	694	1,081	45,208	110,347
None							9	8	6,240	432	1,905	10	10	4	2,130	1,630	1,100	6	5	1,807	795
Under 25	177	297	321	2,976	5,059	9,249	130	233	23,586	29,389	65,709	129	224	317	9,867	17,133	30,522	39	148	2,640	9,737
25-49	343	468		12,238	16,844		312	442	94,442	85,958		317	425		35,419	45,395		154		7,586	
50-99	516	504	502	33,709	31,812	33,963	491	493	244,192	164,780	245,647	498	475	501	82,527	77,009	97,910	319	379	18,268	33,260
100-199	225	220	501	27,062	26,710	64,465	223	216	194,029	145,159	445,618	221	214	501	47,094	50,733	135,239	156	415	11,683	43,222
200 and over	26	41	160	6,137	9,343	40,706	25	40	46,631	40,035	283,393	25	38	160	10,442	14,000	65,800	20	134	3,224	23,333

Garfield																				
Total	2,597	2,759	2,722	204,727	248,807	275,154	2,526	2,673	1,551,660	1,452,022	2,148,674	2,412	2,574	2,727	471,076	507,859	642,617	1,730	2,010	152,217	256,305
None	———	———	———	———	———	———	21	20	7,410	9,166	5,117	23	22	13	3,570	5,246	2,150	18	11	1,691	1,370
Under 25	276	265	570	4,294	4,301	16,515	239	215	32,126	28,380	142,897	205	187	566	17,538	18,504	66,779	103	269	5,657	24,954
25-49	518	438		18,169	15,488		492	407	128,252	89,220		446	377		54,597	41,333		276		15,516	
50-99	950	945	914	63,351	62,804	61,878	931	923	457,648	356,986	487,829	908	901	914	161,149	150,491	167,960	629	666	42,013	59,333
100-199	746	913	949	92,229	114,122	120,809	736	910	688,294	636,500	885,679	723	892	945	179,755	223,499	261,869	611	806	57,914	101,585
200-399	104	182	274	24,147	42,598	66,692	104	182	196,627	259,200	540,942	104	179	274	38,401	62,155	107,329	93	258	29,626	69,063
400 and over	3	16	15	2,537	9,494	9,260	3	16	41,303	72,570	86,210	3	16	15	16,066	11,631	36,530				
Garvin																					
Total	2,945	3,510	3,275	148,338	144,887	154,521	2,777	3,352	875,713	593,777	1,103,275	2,666	3,047	3,253	244,126	207,213	345,532	1,442	1,925	74,215	139,066
None	———	———	———	———	———	———	5	16	1,055	1,557	16,763	9	18	22	549	866	1,891	3	18	150	1,665
Under 25	674	1,135	2,108	11,033	17,827	55,112	585	1,013	70,194	71,130	436,655	521	844	2,071	30,356	29,645	158,998	221	1,073	10,787	65,857
25-49	1,076	1,250		37,325	42,130		1,019	1,211	224,820	169,310		998	1,119		73,756	65,664		496		19,946	
50-99	862	905	858	53,470	55,608	53,548	841	897	297,000	225,243	353,522	818	851	854	82,905	77,151	111,358	506	608	24,823	42,995
100-199	294	188	256	35,113	21,411	30,104	290	184	198,879	85,988	193,885	283	184	253	43,030	25,208	49,410	193	187	14,784	19,455
200-399	33	30	45	7,405	7,011	10,407	31	29	46,045	33,449	63,347	31	29	45	8,660	7,979	15,065	23	39	3,725	9,094
400 and over	6	2	8	3,992	900	5,350	6	2	37,720	7,100	39,103	6	2	8	4,870	700	8,810				
Grady																					
Total	3,605	4,495	4,384	206,061	265,812	307,125	3,301	4,181	1,208,207	1,371,188	2,212,375	3,241	3,985	4,339	361,046	388,500	568,951	1,591	2,335	103,538	193,799
None	———	———	———	———	———	———	37	12	5,963	1,275	1,588	55	16	8	3,905	1,199	433	25	7	3,299	320
Under 25	737	1,078	2,100	11,853	17,216	54,452	611	883	79,166	81,381	419,030	573	779	2,053	35,001	31,419	144,649	204	772	10,898	44,350
25-49	1,208	1,324		41,745	46,085		1,085	1,250	229,073	215,983		1,073	1,209		84,733	78,133		466		19,836	
50-99	1,085	1,358	1,266	68,159	86,309	82,624	1,017	1,317	391,619	423,383	599,962	1,005	1,284	1,262	118,425	134,062	168,213	543	800	28,899	54,637
100-199	472	568	752	56,937	68,994	93,038	451	557	327,675	347,019	596,936	439	536	750	80,334	87,069	155,712	280	528	23,324	52,503
200-399	91	148	227	21,347	38,433	54,530	88	143	129,978	213,606	416,728	84	143	227	24,123	44,493	74,449	61	191	7,772	29,642
400 and over	12	19	39	6,020	10,775	22,481	12	19	44,733	88,541	178,131	12	18	39	14,525	12,125	25,495	12	37	9,510	12,347
Grant																					
Total	2,056	2,270	2,226	169,900	203,171	238,224	1,995	2,196	1,261,476	1,215,038	1,676,883	1,934	2,141	2,162	411,141	461,970	562,765	1,417	1,718	134,304	230,252
None	———	———	———	———	———	———	9	6	5,808	992	3,705	16	7	10	3,494	1,775	2,202	9	9	2,120	1,310
Under 25	214	191	427	3,489	3,113	12,505	189	166	26,120	16,406	90,320	153	150	381	15,949	15,899	48,565	91	215	5,006	18,996
25-49	377	409		13,327	14,455		361	386	99,975	70,422		341	360		47,111	39,787		216		15,393	
50-99	739	765	709	48,532	49,499	48,204	719	742	343,849	285,447	345,635	717	739	692	135,199	129,558	148,692	514	531	39,059	57,104
100-199	594	714	804	73,054	87,435	102,880	585	706	524,317	510,282	705,615	579	697	794	156,173	195,201	237,302	469	696	50,996	97,785
200 and over	132	191	286	31,498	48,669	74,635	132	190	261,407	331,489	531,608	128	188	285	53,215	79,750	126,004	118	267	21,730	55,057
Greer																					
Total	1,526	1,819	2,068	94,612	93,780	111,026	1,458	1,778	721,324	439,433	832,057	1,447	1,730	2,058	202,033	193,791	288,084	805	1,263	49,084	103,759
None	———	———	———	———	———	———	———	———	———	———	2,259	4	1	12	526	40	1,484	1	10	200	1,100
Under 25	227	404	1,148	3,614	6,744	31,351	186	379	35,814	32,430	234,158	187	354	1,127	15,314	23,290	107,307	79	554	3,771	36,662
25-49	441	629		15,614	21,983		424	617	137,016	111,723		415	604		43,675	52,601		204		9,574	
50-99	572	562	651	36,852	34,899	41,754	563	559	277,920	162,148	315,089	561	551	651	81,068	72,641	108,486	327	487	18,319	40,646
100-199	255	196	233	31,512	23,324	28,171	255	195	211,866	101,742	204,954	250	192	232	48,808	37,525	54,432	172	182	12,440	19,885
200 and over	31	28	36	7,020	6,830	9,750	30	28	58,708	31,390	75,597	30	28	36	12,642	7,694	15,375	22	30	4,780	5,468
Harmon																					
Total	1,130	1,510	1,652	73,971	77,699	96,013	1,078	1,466	502,836	431,758	625,288	1,062	1,397	1,630	135,142	140,918	269,403	571	1,121	29,004	106,312
None	———	———	———	———	———	———	10	5	1,873	1,000	1,760	9	4	12	703	266	1,733	9	11	348	1,235
Under 25	116	309	855	1,956	5,243	23,379	94	278	14,202	34,914	172,514	95	246	824	7,047	14,322	95,117	27	483	1,304	35,590
25-49	335	500		11,883	17,515		320	491	78,857	101,031		307	469		26,495	35,608		126		4,593	
50-99	463	535	539	30,762	34,197	34,894	444	528	214,660	191,665	226,915	441	513	536	59,788	59,840	97,021	265	408	12,241	38,508
100-199	190	146	214	22,976	16,544	26,065	184	144	146,380	82,050	147,643	185	145	214	33,807	26,182	53,242	126	181	8,996	21,182
200 and over	26	20	44	6,394	4,200	11,675	26	20	46,864	21,098	76,456	25	20	44	7,302	4,700	22,290	18	38	1,522	9,797
Harper																					
Total	815	1,012	1,064	54,334	66,797	120,644	775	977	376,892	327,274	857,966	766	925	1,041	140,026	140,504	237,264	501	751	42,489	79,879
None	———	———	———	———	———	———	6	9	1,395	1,437	1,530	11	12	5	1,920	977	625	10	5	968	430
Under 25	134	163	194	2,199	2,616	5,549	115	140	17,637	12,985	38,911	100	119	173	8,254	8,230	17,441	40	81	1,932	6,665
25-49	198	279		7,139	9,828		184	268	48,929	53,092		183	247		21,508	26,442		107		4,586	

COUNTY TABLE 1.—CHICKENS ON FARMS 1940, 1935, AND 1930; CHICKEN EGGS PRODUCED AND CHICKENS RAISED 1939, 1934, AND 1929; AND CHICKENS SOLD, 1939 AND 1929; CLASSIFIED BY NUMBER ON HAND—Continued

(Chickens on hand over 4 months old Apr. 1, 1940 and over 3 months old Jan. 1, 1935 and Apr. 1, 1930)

STATE OR COUNTY AND NUMBER OF CHICKENS ON HAND	CHICKENS ON HAND						CHICKEN EGGS PRODUCED					CHICKENS RAISED						CHICKENS SOLD			
	Farms reporting			Number			Farms reporting		Dozens			Farms reporting			Number			Farms reporting		Number	
	1940 (Apr. 1)	1935 (Jan. 1)	1930 (Apr. 1)	1940 (Apr. 1)	1935 (Jan. 1)	1930 (Apr. 1)	1939	1934	1939	1934	1929	1939	1934	1929	1939	1934	1929	1939	1929	1939	1929
OKLAHOMA—Contd.																					
Harper—Contd.																					
50-99	318	359	330	20,867	23,403	22,532	307	350	146,547	110,876	161,584	310	345	324	55,447	52,597	54,753	215	222	14,626	18,947
100-199	133	174	371	16,494	21,306	47,801	131	173	110,191	106,221	319,994	131	165	370	36,317	37,943	94,363	105	294	11,513	30,520
200 and over	32	37	169	7,635	9,644	44,762	32	37	52,193	42,663	335,947	31	37	169	16,580	14,315	70,082	24	149	8,864	23,319
Haskell																					
Total	1,775	2,248	2,018	69,736	69,627	78,808	1,723	2,150	417,638	256,983	476,830	1,622	2,053	1,896	110,597	111,731	161,523	958	1,229	38,031	67,059
None	———	———	———	———	———	———	11	19	2,327	996	1,530	12	28	6	834	1,006	368	11	5	764	300
Under 25	564	1,048	1,484	9,023	15,800	37,572	527	937	65,750	59,457	238,225	462	884	1,362	22,347	34,680	91,324	239	818	8,401	36,838
25-49	720	837		24,127	27,654		706	832	145,143	96,161		680	791		41,417	44,670		386		13,176	
50-99	387	310	424	23,515	18,877	26,674	375	309	120,267	67,199	148,494	370	298	420	31,042	24,070	49,039	249	322	10,600	21,532
100-199	95	46	99	11,026	5,136	11,715	95	45	70,256	20,210	67,305	89	44	97	12,752	5,631	17,302	66	77	4,475	6,939
200 and over	9	8	11	2,045	2,160	2,847	9	8	13,895	12,960	21,276	9	8	11	2,205	1,674	3,490	7	7	615	1,450
Hughes																					
Total	2,608	2,764	2,767	122,953	112,681	141,141	2,413	2,550	772,333	604,535	944,444	2,337	2,401	2,770	196,557	145,351	252,873	1,289	1,612	58,764	93,561
None	———	———	———	———	———	———	8	23	1,869	4,772	2,264	8	26	17	1,758	1,164	1,197	8	14	1,821	847
Under 25	639	1,004	1,696	10,166	15,310	43,524	530	902	67,456	80,546	336,498	495	779	1,686	23,768	24,429	103,206	216	812	6,613	35,994
25-49	1,036	1,023		35,341	34,358		970	939	217,643	171,002		955	925		68,348	50,115		514		21,336	
50-99	690	556	764	43,631	34,098	48,485	667	516	267,947	171,617	297,817	646	504	762	62,921	44,278	85,826	387	544	16,852	30,605
100-199	201	146	235	23,584	17,096	28,236	196	135	144,644	108,574	169,907	192	132	235	27,431	16,987	38,381	130	181	7,691	14,775
200 and over	42	35	72	10,231	12,819	20,896	42	34	72,774	63,024	137,958	41	35	70	12,331	8,378	24,263	34	61	4,451	11,340
Jackson																					
Total	1,845	2,363	2,583	116,132	141,267	148,091	1,764	2,256	909,830	744,734	1,070,511	1,725	2,184	2,571	213,707	244,072	347,703	831	1,600	47,514	118,340
None	———	———	———	———	———	———	12	8	3,735	2,753	2,997	13	8	16	4,290	498	1,120	10	8	4,671	393
Under 25	231	407	1,394	3,910	7,047	37,565	198	347	35,553	41,577	300,214	171	318	1,370	11,170	19,028	132,604	50	719	2,242	42,067
25-49	546	730		19,502	25,908		523	699	162,340	154,118		513	680		49,438	54,855		236		9,113	
50-99	728	816	772	46,996	51,533	49,642	700	797	364,587	278,714	338,720	698	779	771	85,767	94,600	117,001	341	544	17,078	36,238
100-199	299	353	344	35,763	42,385	42,576	290	349	270,720	205,936	298,053	289	343	341	49,579	58,604	73,503	166	268	10,979	28,570
200 and over	41	57	73	9,961	14,394	18,308	41	56	72,895	61,636	130,527	41	56	73	13,463	16,487	23,475	28	61	3,431	11,072
Jefferson																					
Total	1,495	1,865	1,817	81,691	74,796	85,830	1,415	1,734	512,298	336,870	625,703	1,378	1,643	1,790	158,167	136,708	192,423	594	1,008	35,418	66,383
None	———	———	———	———	———	———	10	8	1,930	1,265	3,283	8	8	16	1,159	476	1,393	4	14	515	1,205
Under 25	276	652	1,168	4,684	10,742	30,675	243	549	35,439	42,211	238,860	227	500	1,132	15,884	21,451	84,622	78	553	4,385	29,074
25-49	542	681		18,791	23,233		500	659	105,989	102,481		489	632		40,207	45,834		186		7,206	
50-99	469	423	461	29,809	25,358	28,842	458	411	182,181	118,133	203,464	451	398	456	58,186	47,194	62,934	213	305	13,596	20,272
100-199	179	92	157	21,291	10,532	18,643	175	90	134,603	43,783	127,951	174	89	155	33,506	16,218	32,388	94	114	6,893	11,527
200 and over	29	17	31	7,116	4,931	7,670	29	17	52,156	28,997	52,145	29	16	31	9,225	5,535	11,086	19	22	2,823	4,305
Johnston																					
Total	1,630	1,630	1,433	79,639	68,387	79,743	1,453	1,504	563,717	411,175	568,115	1,479	1,385	1,353	161,931	101,055	142,384	718	865	54,976	59,305
None	———	———	———	———	———	———	6	3	1,320	44	1,280	9	7	4	757	270	315	5	7	398	298
Under 25	466	725	972	7,597	11,222	25,202	386	623	49,198	36,955	191,164	370	535	899	20,892	17,016	63,628	157	540	5,690	26,047
25-49	619	587		21,540	19,614		549	567	117,727	73,492		575	540		39,497	27,955		259		8,243	

50-99	406	269	353	25,106	16,368	21,835	378	263	125,191	55,152	135,040	390	257	343	42,004	21,656	36,304	223	239	10,345	14,299
100-199	111	43	83	13,387	4,893	9,540	106	42	61,681	20,582	66,006	107	40	82	17,861	4,808	13,424	64	63	4,035	4,667
200-399	23	4	10	6,009	890	2,240	23	4	51,590	4,750	15,012	23	4	10	8,220	950	2,938	10	16	26,265	13,994
400 and over	5	2	15	6,000	15,400	20,926	5	2	157,010	220,200	159,613	5	2	15	32,700	28,400	25,775				
Kay																					
Total	2,351	2,701	2,427	166,981	204,672	224,863	2,237	2,446	1,190,114	1,095,807	1,666,370	2,160	2,414	2,426	386,829	432,437	510,312	1,523	1,556	119,410	188,614
None							18	10	6,826	6,077	1,099	27	12	5	4,417	3,068	962	23	4	2,970	195
Under 25	367	409	633	5,538	6,139	17,351	302	292	49,082	30,091	135,107	271	266	631	29,151	18,429	60,143	143	234	9,914	19,104
25-49	576	581		20,056	20,449		541	500	136,490	97,799		511	507		63,819	51,604		317		17,432	
50-99	805	916	809	52,106	58,918	54,289	781	865	377,032	307,902	404,784	762	856	806	129,981	135,693	143,187	551	537	37,308	48,157
100-199	503	654	790	60,800	80,286	99,532	497	639	424,830	421,659	701,941	494	637	790	118,415	160,596	210,372	409	616	38,592	80,650
200-399	93	130	173	21,527	30,680	41,251	91	129	144,996	169,601	313,714	88	126	172	31,936	44,266	72,942	75	146	11,224	30,292
400 and over	7	11	22	6,954	8,200	12,440	7	11	50,858	62,678	109,725	7	10	22	9,110	18,781	22,706	5	19	1,970	10,216
Kingfisher																					
Total	2,064	2,351	2,204	166,622	194,248	207,884	1,955	2,184	1,271,533	1,161,739	1,556,766	1,873	2,119	2,191	363,748	365,124	446,403	1,287	1,538	113,845	155,256
None							5	10	916	2,584	7,430	16	14	17	2,509	3,235	3,567	12	14	1,635	2,101
Under 25	242	368	612	3,954	5,525	16,854	204	273	31,889	25,992	130,275	168	258	591	18,244	15,243	55,827	81	278	5,989	19,107
25-49	424	464		14,828	16,201		396	419	107,801	82,437		364	401		45,166	36,494		195		12,885	
50-99	702	723	680	45,940	47,811	45,902	675	695	356,186	277,784	344,671	654	689	675	114,178	105,487	120,639	462	486	34,640	40,042
100-199	563	610	702	69,931	77,613	89,138	541	602	537,197	450,982	678,965	541	595	700	132,736	136,115	181,869	426	575	40,643	60,196
200-399	128	168	187	29,860	39,295	44,534	127	168	219,918	257,648	300,727	125	165	185	48,265	60,595	66,860	107	164	16,837	26,105
400 and over	5	18	23	2,111	7,803	11,456	5	17	17,626	64,312	94,698	5	17	23	2,650	7,955	17,641	4	21	1,216	7,685
Kiowa																					
Total	2,335	2,696	3,021	129,461	156,337	222,379	2,198	2,501	893,180	726,253	1,667,395	2,151	2,581	3,011	264,507	289,354	492,779	1,056	1,873	62,595	181,635
None							16	24	5,099	3,956	4,609	25	24	18	4,114	2,443	1,845	14	16	2,614	1,395
Under 25	498	604	1,291	7,748	9,992	34,086	412	484	63,275	43,527	305,571	389	434	1,264	27,147	27,801	113,191	122	563	5,970	36,444
25-49	742	814		26,133	28,285		708	759	194,039	121,099		688	716		66,461	65,493		299		13,845	
50-99	748	817	946	47,564	51,107	62,641	724	783	311,508	238,770	492,937	714	765	945	96,850	99,059	158,719	393	651	20,881	55,464
100-199	297	378	805	36,045	45,249	78,194	289	369	235,254	204,731	524,448	286	361	805	56,178	70,758	145,410	192	487	14,910	56,637
200-399	47	76	159	10,771	18,359	39,239	46	75	75,872	96,740	256,193	46	74	159	12,257	21,010	57,895	33	137	3,777	24,825
400 and over	3	7	20	1,200	3,345	10,219	3	7	8,133	17,430	83,637	3	7	20	1,500	2,790	15,719	3	19	600	6,870
Latimer																					
Total	1,127	1,285	1,141	45,782	41,843	53,280	1,059	1,245	307,014	190,911	321,500	944	1,095	1,119	56,216	63,721	86,819	390	592	14,552	29,180
None							11	8	1,818	686	450	9	7	7	218	757	578	8	6	185	283
Under 25	341	569	748	5,423	8,790	19,771	289	534	33,466	39,320	124,085	232	449	722	8,805	16,559	38,425	78	350	2,515	13,284
25-49	488	458		16,533	14,729		467	449	108,782	65,999		421	401		21,088	23,579		154		4,969	
50-99	220	217	289	13,582	13,107	18,560	214	213	92,469	58,147	101,805	207	201	287	15,424	15,916	29,655	100	170	3,588	9,986
100-199	74	38	88	8,794	4,397	10,524	74	38	59,764	21,919	65,355	71	34	88	9,011	5,260	13,059	46	58	2,638	4,300
200 and over	4	3	16	1,450	820	4,425	4	3	10,715	4,840	29,805	4	3	15	1,690	1,650	5,102	4	8	657	1,327
Le Flore																					
Total	3,731	4,593	3,913	131,613	128,809	139,220	3,492	4,472	625,045	417,944	814,979	3,442	4,180	3,882	196,866	189,020	263,216	1,586	2,124	57,327	96,115
None							15	36	1,927	1,987	3,175	22	33	21	3,379	1,512	2,245	13	16	2,614	1,516
Under 25	1,347	2,283	3,021	21,455	33,951	73,112	1,198	2,154	107,859	116,342	451,249	1,148	1,961	2,971	44,353	63,032	163,047	436	1,491	14,944	57,179
25-49	1,570	1,711		51,613	55,297		1,491	1,687	238,579	166,155		1,489	1,614		78,411	78,507		679		17,485	
50-99	691	528	748	41,797	31,010	46,068	667	524	195,567	96,411	239,054	661	509	747	50,850	37,785	72,830	381	503	13,915	26,845
100-199	108	66	124	12,448	7,366	14,780	107	66	58,693	26,454	85,262	107	59	123	14,198	7,444	18,559	66	100	5,227	7,868
200 and over	15	5	20	4,300	1,185	5,260	14	5	22,420	10,595	36,239	15	4	20	5,675	740	6,535	11	14	3,142	2,707
Lincoln																					
Total	3,491	4,045	4,029	212,956	211,951	269,283	3,297	3,753	1,446,102	1,015,472	1,788,673	3,199	3,477	3,969	335,076	294,041	504,492	1,802	2,174	97,119	173,375
None							24	12	7,894	1,194	1,873	28	13	13	2,196	775	1,397	19	13	1,417	960
Under 25	717	1,151	1,998	11,227	17,795	48,906	601	949	75,177	66,685	350,393	550	804	1,935	29,987	29,848	133,325	209	766	9,030	42,932
25-49	1,019	1,190		35,743	41,319		959	1,122	239,364	158,304		930	1,058		69,481	65,502		474		16,357	
50-99	1,121	1,137	1,164	72,554	72,576	76,421	1,085	1,109	490,738	323,329	489,270	1,074	1,063	1,158	117,761	104,178	158,553	657	724	32,830	50,661
100-199	523	469	658	63,962	55,567	82,071	517	464	424,821	298,158	507,491	506	443	656	83,011	66,598	129,864	355	497	26,520	46,822
200-399	97	92	170	22,590	21,664	41,910	97	91	163,413	140,622	272,223	97	90	168	25,290	20,828	53,778	78	158	9,145	20,177
400 and over	14	6	39	6,880	3,030	19,975	14	6	44,695	27,180	167,423	14	6	39	7,350	6,312	27,575	10	36	1,820	11,823

COUNTY TABLE 1.—CHICKENS ON FARMS 1940, 1935, AND 1930; CHICKEN EGGS PRODUCED AND CHICKENS RAISED 1939, 1934, AND 1929; AND CHICKENS SOLD, 1939 AND 1929; CLASSIFIED BY NUMBER ON HAND—Continued

(Chickens on hand over 4 months old Apr. 1, 1940 and over 3 months old Jan. 1, 1935 and Apr. 1, 1930)

STATE OR COUNTY AND NUMBER OF CHICKENS ON HAND	CHICKENS ON HAND						CHICKEN EGGS PRODUCED					CHICKENS RAISED						CHICKENS SOLD			
	Farms reporting			Number			Farms reporting		Dozens			Farms reporting			Number			Farms reporting		Number	
	1940 (Apr. 1)	1935 (Jan. 1)	1930 (Apr. 1)	1940 (Apr. 1)	1935 (Jan. 1)	1930 (Apr. 1)	1939	1934	1939	1934	1929	1939	1934	1929	1939	1934	1929	1939	1929	1939	1929
OKLAHOMA—Contd.																					
Logan																					
Total	2,105	2,382	2,437	145,199	152,888	181,093	1,977	2,120	903,326	743,433	1,265,450	1,943	1,907	2,406	277,175	240,750	333,262	1,078	1,197	88,578	105,083
None	-----	-----	-----	-------	-------	-------	26	10	6,658	912	5,608	26	10	16	3,813	757	2,447	22	14	2,166	1,014
Under 25	427	666	1,097	6,103	9,614	25,611	356	518	41,220	51,029	186,065	344	413	1,054	19,943	18,302	64,429	105	316	4,398	15,176
25-49	497	543		17,232	18,614		454	483	99,680	77,084		448	407		43,233	31,302		201		11,520	
50-99	631	608	641	40,961	39,292	42,460	603	570	234,470	181,499	304,407	594	540	640	79,154	68,921	88,988	350	348	21,035	25,637
100-199	458	448	516	57,338	55,556	64,647	447	424	356,918	253,139	428,449	441	423	513	92,357	82,995	109,831	327	373	29,304	36,084
200-399	87	110	166	19,615	25,837	40,548	86	108	130,172	142,907	271,327	86	107	166	33,475	31,423	56,671	69	131	16,331	22,640
400 and over	5	7	(1)	3,950	3,975	(1)	5	7	34,208	36,863	(1)	4	7	(1)	5,200	7,050	(1)	4	(1)	3,824	(1)
400-699	2	6	17	1,000	2,975	7,827	2	6	7,790	22,863	69,594	4	7	17	5,200	7,050	10,896	4	15	3,824	4,532
700 and over	3	1	-----	2,950	1,000	-------	3	1	26,418	14,000	----------										
Love																					
Total	1,346	1,588	1,334	55,428	49,709	59,346	1,277	1,447	285,218	169,183	392,351	1,242	1,325	1,339	102,649	75,463	125,971	524	705	24,039	41,396
None	-----	-----	-----	-------	-------	-------	6	3	788	227	5,115	4	5	7	387	277	622	4	5	242	901
Under 25	419	807	926	6,814	12,595	22,816	374	673	34,627	34,575	162,686	351	592	924	17,170	23,397	61,672	104	415	3,588	18,744
25-49	517	505		17,703	16,896		498	496	87,226	56,149		492	462		36,926	25,353		194		7,444	
50-99	316	219	301	19,151	12,922	18,435	308	219	99,873	47,027	109,983	305	211	301	31,092	18,206	36,518	161	206	7,033	12,270
100-199	85	48	75	9,670	5,296	8,765	82	47	46,319	21,183	52,487	81	46	75	13,624	6,300	14,815	52	53	4,107	4,497
200 and over	9	9	32	2,090	2,000	9,330	9	9	16,385	10,022	62,080	9	9	32	3,450	1,930	12,344	9	26	1,625	4,984
McClain																					
Total	2,154	2,696	2,717	149,580	156,337	159,282	2,056	2,547	1,037,078	745,310	1,118,051	1,983	2,458	2,571	224,282	202,046	297,972	1,017	1,662	77,833	113,287
None	-----	-----	-----	-------	-------	-------	10	7	2,083	2,492	3,175	12	10	9	930	452	1,151	9	7	590	899
Under 25	307	593	1,484	4,919	9,482	38,157	271	504	35,185	43,378	304,647	245	458	1,339	22,942	16,493	95,292	102	747	12,141	35,107
25-49	546	824		19,374	28,804		517	787	141,662	125,422		492	751		36,457	43,175		199		9,001	
50-99	775	816	778	50,028	51,937	49,616	751	790	337,654	241,156	339,017	727	791	771	74,881	72,151	96,837	377	547	23,054	34,806
100-199	437	375	353	53,250	44,370	43,336	421	373	376,072	218,617	281,974	421	363	352	67,683	50,559	66,894	273	269	26,865	25,292
200-399	85	84	86	20,309	19,944	20,673	82	82	135,572	100,647	138,483	82	81	84	20,089	17,851	27,023	57	92	6,182	17,183
400 and over	4	4	16	1,700	1,800	7,500	4	4	8,850	13,598	50,755	4	4	16	1,300	1,385	10,775				
McCurtain																					
Total	4,173	4,594	3,601	122,027	114,073	110,890	3,984	4,401	770,535	364,019	698,723	3,585	4,028	3,607	175,870	137,494	216,055	1,022	1,514	33,977	63,113
None	-----	-----	-----	-------	-------	-------	15	12	2,714	271	1,487	12	14	17	539	395	894	10	13	329	487
Under 25	1,988	2,646	2,967	30,054	37,121	64,394	1,847	2,477	201,236	119,981	403,206	1,716	2,209	2,957	54,777	53,055	141,938	353	1,101	9,283	37,054
25-49	1,593	1,478		51,955	46,661		1,542	1,446	329,144	140,879		1,348	1,361		71,350	53,055		450		12,665	
50-99	523	415	532	30,662	25,730	32,339	512	412	179,561	73,244	200,105	442	391	531	38,317	25,393	51,824	181	329	8,492	15,894
100-199	61	50	86	7,072	5,425	9,657	60	49	39,150	20,460	54,974	59	49	86	8,207	4,866	12,462	22	59	2,283	4,888
200 and over	8	5	16	2,284	1,136	4,500	8	5	18,730	9,184	38,951	8	4	16	2,680	730	8,937	6	12	925	4,790
McIntosh																					
Total	2,481	3,112	2,990	108,173	112,800	136,386	2,343	2,951	635,779	451,853	857,645	2,136	2,622	2,985	151,137	142,934	239,665	892	1,441	37,573	82,892
None	-----	-----	-----	-------	-------	-------	11	14	3,777	1,158	3,157	11	20	17	844	745	1,081	7	13	346	677
Under 25	806	1,378	2,029	12,423	20,213	46,377	714	1,268	63,798	56,962	294,701	628	1,024	2,010	24,624	32,368	101,960	178	757	4,984	29,674
25-49	929	1,074		31,248	35,342		894	1,027	168,424	123,385		813	965		47,694	45,770		333		10,435	

50-99	525	475	690	32,352	28,975	43,790	507	461	180,500	113,555	245,315	474	440	688	42,131	34,564	74,548	243	450	9,516	25,068
100-199	177	148	202	21,200	17,885	24,788	173	144	138,111	89,318	155,124	166	140	201	22,098	19,220	33,653	100	163	6,359	13,598
200-399	40	33	58	9,100	7,860	14,156	40	33	65,929	50,749	98,534	40	29	58	11,596	7,842	19,723	28	47	4,818	8,770
400 and over	4	4	11	1,850	2,525	7,275	4	4	15,240	16,726	60,814	4	4	11	2,150	2,425	8,700	3	11	1,115	5,105
Major																					
Total	1,933	1,939	1,840	127,234	128,050	147,901	1,861	1,847	870,920	666,275	1,022,984	1,817	1,773	1,846	312,361	260,264	327,185	1,188	1,238	103,773	114,668
None	------	------	-----	--------	--------	--------	11	4	3,111	240	1,776	16	4	8	3,105	475	1,295	16	8	2,371	1,129
Under 25	314	334	628	5,084	5,524	17,524	272	283	36,290	22,158	133,879	256	257	627	21,341	12,542	54,609	117	294	6,251	18,021
25-49	516	532		18,083	18,769		494	506	122,766	87,547		478	472		52,633	41,540		281		13,925	
50-99	667	625	722	44,218	40,544	41,859	652	612	306,653	204,460	308,104	640	595	621	106,352	89,351	101,479	439	454	29,270	32,855
100-199	380	385	476	46,135	47,892	60,277	376	381	307,225	271,954	394,793	371	382	476	91,001	94,251	122,372	289	381	28,638	43,279
200-399	53	63	110	12,364	15,321	28,556	53	61	83,117	79,916	172,107	53	63	110	36,079	22,125	44,950	43	97	22,218	18,334
400 and over	3	------	4	1,350	--------	1,685	3	-----	11,758	---------	12,325	3	-----	4	1,850	--------	2,500	3	4	1,100	1,050
Marshall																					
Total	1,175	1,359	1,241	54,966	49,314	58,971	1,080	1,244	311,712	163,925	445,106	1,103	1,181	1,202	88,444	59,658	97,905	299	677	13,751	31,671
None	------	------	-----	--------	--------	--------	2	3	281	265	---------	2	3	3	45	250	259	1	3	50	204
Under 25	302	554	787	4,905	8,959	20,279	256	468	32,202	25,452	160,129	263	422	746	11,687	12,909	44,132	45	364	1,224	14,027
25-49	413	502		14,142	16,922		383	479	77,922	60,092		393	468		25,054	22,725		83		2,797	
50-99	361	233	327	22,575	14,267	20,818	343	225	130,631	45,618	157,685	348	221	327	33,287	16,630	34,290	120	219	4,622	11,097
100-199	87	61	109	10,390	7,091	12,824	84	60	52,427	22,905	91,534	85	58	108	12,961	5,959	14,919	43	78	3,071	4,624
200 and over	12	9	18	2,954	2,075	5,050	12	9	18,249	9,593	35,758	12	9	18	5,410	1,185	4,305	7	13	1,987	1,719
Mayes																					
Total	2,298	2,623	2,283	149,023	157,278	163,463	2,164	2,488	970,460	799,590	1,199,212	2,049	2,363	2,174	247,934	231,925	290,625	1,247	1,442	92,728	127,757
None	------	------	-----	--------	--------	--------	12	6	1,792	768	14,776	19	7	30	1,916	311	4,366	15	20	1,416	3,611
Under 25	451	623	1,016	6,834	9,545	26,458	382	521	47,119	55,278	207,783	329	476	897	19,180	20,936	64,136	133	469	7,221	25,833
25-49	645	750		22,748	26,040		596	728	126,388	119,193		564	683		40,236	44,792		285		11,580	
50-99	717	775	725	45,864	49,532	48,817	697	764	287,929	241,189	377,272	665	737	710	74,856	71,754	94,272	419	506	25,118	40,296
100-199	377	371	406	46,685	45,508	51,684	370	366	302,688	229,199	344,275	364	360	401	80,352	61,059	77,146	306	328	34,125	33,680
200-399	101	95	121	23,370	22,336	29,096	100	94	171,456	120,895	196,553	101	91	121	27,877	24,013	40,755	83	107	12,321	19,892
400 and over	7	9	15	3,524	4,317	7,408	7	9	33,088	33,068	58,653	7	9	15	3,517	9,060	9,950	6	12	947	4,425
Murray																					
Total	901	1,074	959	49,006	48,692	52,223	855	966	296,417	260,698	368,469	832	910	914	77,244	61,391	101,785	486	548	25,656	34,334
None	------	------	-----	--------	--------	--------	2	1	352	100	1,272	3	1	3	196	35	165	3	3	68	220
Under 25	180	326	548	3,172	5,302	14,347	157	260	17,373	31,517	103,108	148	226	504	9,123	7,855	36,880	80	261	3,951	12,610
25-49	306	389		10,527	13,120		292	360	59,589	67,765		288	349		20,857	18,863		154		6,298	
50-99	293	245	275	18,492	15,009	17,441	284	235	105,729	78,121	117,522	277	229	272	27,039	18,158	33,346	168	182	8,814	10,467
100-199	103	103	109	12,338	12,086	13,615	101	100	78,841	70,356	94,633	97	94	108	15,254	13,316	22,224	66	79	4,866	7,827
200 and over	19	11	27	4,477	3,175	6,820	19	10	34,533	12,839	51,934	19	11	27	4,795	3,164	9,170	15	23	1,659	5,210
Muskogee																					
Total	3,309	4,002	3,790	144,754	157,044	171,496	3,055	3,755	904,892	629,928	1,122,405	2,877	3,657	3,790	233,632	258,960	368,982	1,211	1,763	63,127	115,650
None	------	------	-----	--------	--------	--------	26	30	7,060	1,911	6,225	33	42	27	2,576	1,933	1,677	16	23	1,182	1,298
Under 25	1,168	1,600	2,601	17,125	22,223	58,364	1,011	1,403	111,856	88,232	399,388	913	1,349	2,580	42,582	55,934	196,521	268	935	9,802	47,610
25-49	1,094	1,365		36,911	45,535		1,024	1,313	222,437	160,301		979	1,277		66,217	75,694		408		15,629	
50-99	759	756	797	47,551	46,975	49,850	713	737	268,545	168,957	289,224	682	726	793	65,202	72,419	84,039	359	504	18,500	28,650
100-199	236	221	294	28,475	26,357	35,960	229	213	181,343	120,561	216,542	218	208	293	37,705	34,893	52,917	127	226	11,271	21,792
200-399	44	52	84	10,872	12,354	20,242	44	51	82,362	63,768	148,359	44	48	83	13,175	13,922	24,388	29	62	4,193	10,800
400 and over	8	8	14	3,820	3,600	7,080	8	8	31,489	26,198	62,667	8	7	14	6,175	4,165	9,440	4	13	2,550	5,500
Noble																					
Total	1,502	1,716	1,641	114,333	135,176	154,648	1,458	1,586	873,841	752,153	1,082,062	1,420	1,558	1,649	254,828	270,398	350,682	1,039	1,162	79,852	132,633
None	------	------	-----	--------	--------	--------	14	6	3,368	1,995	1,860	17	16	12	2,950	2,421	1,710	15	9	1,593	880
Under 25	207	240	454	3,194	3,619	12,323	182	184	27,679	16,567	90,061	166	173	452	15,277	11,109	50,160	93	210	4,677	17,475
25-49	301	369		10,535	12,838		288	334	79,931	66,492		275	321		34,171	33,757		169		10,484	
50-99	545	542	524	35,976	34,909	35,745	529	514	280,294	188,819	264,179	526	499	523	88,292	79,537	98,531	395	372	25,645	36,662
100-199	369	462	509	45,258	57,097	65,495	365	447	333,775	311,091	449,826	357	449	508	87,203	105,581	139,039	301	437	28,384	54,574
200-399	75	95	142	17,215	22,588	34,940	75	94	133,382	140,001	224,457	74	92	142	24,845	34,018	53,077	62	123	8,577	20,484
400 and over	5	8	12	2,155	4,125	6,145	5	7	15,412	27,188	51,679	5	8	12	2,090	3,975	8,165	4	11	492	2,558

[1] Comparison with later censuses may be found in groups below beginning with 400-699.

COUNTY TABLE 1.—CHICKENS ON FARMS 1940, 1935, AND 1930; CHICKEN EGGS PRODUCED AND CHICKENS RAISED 1939, 1934, AND 1929; AND CHICKENS SOLD, 1939 AND 1929; CLASSIFIED BY NUMBER ON HAND—Continued

(Chickens on hand over 4 months old Apr. 1, 1940 and over 3 months old Jan. 1, 1935 and Apr. 1, 1930)

STATE OR COUNTY AND NUMBER OF CHICKENS ON HAND	CHICKENS ON HAND						CHICKEN EGGS PRODUCED					CHICKENS RAISED						CHICKENS SOLD			
	Farms reporting			Number			Farms reporting		Dozens			Farms reporting			Number			Farms reporting		Number	
	1940 (Apr. 1)	1935 (Jan. 1)	1930 (Apr. 1)	1940 (Apr. 1)	1935 (Jan. 1)	1930 (Apr. 1)	1939	1934	1939	1934	1929	1939	1934	1929	1939	1934	1929	1939	1929	1939	1929
OKLAHOMA—Contd.																					
Nowata																					
Total	1,574	1,423	1,381	88,706	79,347	94,417	1,431	1,338	533,064	377,302	700,918	1,385	1,248	1,329	175,837	144,043	205,321	786	876	55,840	83,303
None	———	———	———	———	———	———	9	26	1,951	2,894	2,710	19	30	11	2,920	2,271	841	13	10	1,722	427
Under 25	418	450	658	6,393	6,728	16,592	334	378	39,949	26,051	128,717	300	325	606	21,140	18,883	55,221	112	317	6,214	21,581
25-49	639	371		31,451	13,001		595	351	191,548	64,029		582	354		65,729	30,075		522		20,472	
50-99	238	393	390	12,566	25,236	25,825	223	381	74,346	118,128	193,466	215	361	381	26,806	45,322	60,074	127	273	7,488	25,926
100-199	243	165	251	29,030	19,463	31,026	234	159	176,230	104,764	220,352	234	155	250	45,662	32,822	54,989	181	205	14,159	22,621
200 and over	56	44	82	9,266	14,919	20,974	36	43	49,040	61,456	155,675	35	43	81	13,580	14,670	34,196	31	71	5,785	14,948
Okfuskee																					
Total	2,511	3,098	3,024	100,719	97,907	127,927	2,332	2,804	609,840	466,016	929,955	2,258	2,696	3,024	170,651	160,227	283,364	965	1,562	40,102	91,529
None	———	———	———	———	———	———	7	5	2,011	190	7,463	7	12	19	655	764	2,141	5	12	413	1,121
Under 25	913	1,561	2,106	13,955	22,251	49,081	787	1,334	85,512	105,466	381,901	754	1,257	2,089	32,610	44,778	158,363	215	902	5,466	38,412
25-49	878	950		29,737	31,551		836	896	173,208	143,849		809	872		54,389	52,843		340		10,936	
50-99	562	464	684	33,991	28,204	43,066	547	452	200,476	135,654	297,452	538	441	682	54,375	42,169	86,262	301	457	12,447	27,984
100-199	131	108	186	15,716	12,474	22,597	128	102	91,515	56,254	154,572	123	100	186	19,767	16,593	36,307	86	149	7,916	14,845
200-399	23	15	43	5,020	3,427	10,283	23	15	36,618	24,603	68,407	23	14	43	5,505	3,080	14,791	14	38	1,099	7,067
400 and over	4	———	5	2,300	———	2,900	4	———	20,500	———	20,180	4	———	5	3,350	———	5,500	4	4	1,825	2,100
Oklahoma																					
Total	2,849	3,423	2,725	155,178	198,524	239,880	2,600	3,099	987,306	1,071,523	1,820,550	2,457	2,628	2,749	317,143	280,397	419,442	1,004	1,349	103,154	145,183
None	———	———	———	———	———	———	24	20	7,407	3,438	12,591	31	13	33	5,637	1,019	8,629	17	20	2,258	5,024
Under 25	942	1,268	1,259	14,358	18,734	30,506	781	1,107	84,175	70,380	253,170	702	759	1,254	41,710	34,033	78,945	201	381	11,756	20,905
25-49	808	880		27,602	29,988		746	764	157,665	127,943		716	710		74,101	50,266		258		22,045	
50-99	665	723	659	42,081	44,942	43,431	632	672	239,881	219,454	304,061	600	643	659	80,379	67,423	86,544	282	365	20,155	25,070
100-199	332	370	500	40,968	44,758	63,470	315	357	255,779	225,140	463,221	307	352	498	66,827	57,149	95,567	174	342	22,292	31,099
200-399	85	148	236	20,439	36,007	58,930	85	145	161,407	238,387	421,999	84	141	234	52,439	44,200	85,529	57	182	14,869	35,391
400 and over	17	34	(1)	9,730	24,095	(1)	17	34	80,992	186,781	(1)	17	30	(1)	16,050	26,307	(1)	15	(1)	10,001	(1)
400-699	12	22	51	5,680	10,220	24,474	12	22	47,064	81,308	200,210	12	19	51	11,600	9,457	35,333	11	43	7,381	13,716
700 and over	5	12	20	4,050	13,875	19,069	5	12	33,928	105,473	165,298	5	11	20	4,450	16,850	28,895	4	16	2,620	15,978
Okmulgee																					
Total	2,573	3,218	2,944	99,162	108,950	122,955	2,360	2,930	565,614	376,864	783,624	2,236	2,767	2,931	179,404	164,259	239,010	847	1,003	42,603	64,272
None	———	———	———	———	———	———	21	7	1,537	324	1,360	23	9	9	1,132	334	428	17	7	440	265
Under 25	1,014	1,516	2,105	14,592	21,780	46,872	866	1,286	85,327	70,920	319,557	782	1,186	2,088	36,909	44,237	109,256	197	503	5,622	20,261
25-49	879	1,028		29,358	34,132		816	982	159,028	116,568		792	934		58,990	50,105		275		11,820	
50-99	495	528	585	30,433	32,225	37,378	475	513	167,158	106,647	215,176	464	501	581	49,771	45,772	72,880	243	325	13,344	21,593
100-199	163	121	204	19,329	14,125	24,374	160	117	116,918	54,571	136,093	153	114	204	27,347	15,256	36,257	104	128	9,837	12,168
200 and over	22	25	50	5,450	6,688	14,331	22	25	35,646	27,854	111,458	22	23	49	5,255	8,555	20,189	11	42	1,540	9,985
Osage																					
Total	2,203	2,355	2,110	118,472	113,135	136,126	1,956	2,231	654,848	481,635	892,003	1,777	1,943	2,114	190,663	183,920	241,102	629	753	37,021	68,715
None	———	———	———	———	———	———	11	2	1,186	225	2,858	17	3	21	2,434	210	4,296	12	12	947	3,795
Under 25	571	762	1,066	9,106	11,890	27,327	450	715	53,645	45,941	205,781	358	518	1,059	20,148	24,556	72,677	88	287	5,538	19,766
25-49	692	702		24,112	24,116		620	864	131,030	99,166		568	609		43,001	43,635		177		7,392	

50-99	622	609	619	39,650	37,559	39,170	574	580	209,689	163,697	249,784	541	547	614	62,654	62,367	66,684	209	232	10,039	17,395
100-199	280	237	314	34,624	28,135	38,073	265	228	185,715	126,953	228,324	255	224	310	43,994	40,419	58,984	124	158	9,247	15,829
200-399	33	41	96	7,880	9,335	22,988	33	39	47,783	33,953	141,676	33	39	95	10,332	12,135	29,388	16	58	1,910	10,975
400 and over	5	4	15	3,100	2,100	8,568	3	3	25,800	11,700	63,580	5	3	15	8,100	600	9,073	5	5	3,950	955
Ottawa																					
Total	1,793	1,826	1,688	114,720	117,601	134,537	1,666	1,727	648,738	585,178	966,486	1,565	1,671	1,693	183,161	195,819	233,080	774	1,072	58,071	86,839
None							20	21	2,013	2,332	3,918	24	22	16	2,557	1,517	3,901	10	17	1,525	2,888
Under 25	386	373	659	6,112	5,506	17,577	318	308	29,829	30,949	130,279	282	280	652	15,674	14,968	44,902	94	300	5,545	16,355
25-49	492	503		16,973	17,122		457	478	84,271	80,501		423	455		33,041	34,120		167		7,872	
50-99	537	588	540	34,588	37,049	36,315	505	563	189,303	165,469	255,759	485	558	537	54,632	64,333	68,535	277	367	14,860	25,493
100-199	320	288	360	39,968	35,023	47,942	311	283	235,447	174,471	335,694	297	284	379	58,309	54,762	75,001	184	297	21,049	26,433
200-399	48	60	88	11,141	13,722	21,278	45	60	59,991	77,617	152,101	45	59	88	12,093	15,985	28,071	33	72	3,967	9,632
400 and over	10	14	21	5,938	9,179	11,425	10	14	47,884	53,839	88,735	9	13	21	6,875	10,134	12,670	9	19	3,255	6,038
Pawnee																					
Total	1,677	1,934	1,813	97,309	100,159	126,310	1,568	1,751	617,370	492,636	948,582	1,520	1,662	1,829	172,154	169,066	270,847	789	1,149	53,957	108,168
None							7	7	1,420	851	6,645	12	6	23	1,186	342	3,385	10	20	753	1,746
Under 25	372	644	844	6,156	10,173	22,008	311	504	44,802	41,532	172,172	293	468	838	18,299	20,830	72,235	110	386	5,190	27,897
25-49	491	543		17,565	19,403		466	504	114,452	88,042		449	473		35,066	36,280		197		8,255	
50-99	521	467	525	33,345	28,956	34,662	497	457	201,357	135,396	248,542	487	443	524	57,334	52,403	76,771	270	373	14,101	27,640
100-199	256	231	342	31,122	28,284	41,956	251	230	201,014	151,021	318,732	244	225	342	50,394	41,031	76,571	170	282	20,544	32,100
200 and over	37	49	102	9,121	13,393	27,684	36	49	54,325	75,794	202,491	35	47	102	11,875	18,180	41,905	32	88	5,134	18,785
Payne																					
Total	2,310	2,649	2,632	143,972	164,137	219,453	2,202	2,427	864,260	623,598	1,431,383	2,109	2,050	2,626	268,278	209,873	392,772	1,147	1,605	92,705	146,556
None							12	7	6,964	353	3,409	11	13	11	20,359	5,593	963	11	11	20,279	833
Under 25	462	614	1,055	7,343	9,272	26,649	397	520	51,154	22,119	206,181	358	332	1,040	21,884	12,804	79,291	127	442	6,038	27,011
25-49	613	774		21,757	27,172		586	707	124,496	66,274		551	591		47,568	33,519		246		15,399	
50-99	748	743	726	48,225	46,724	48,443	728	695	273,266	165,183	317,791	712	642	726	86,029	57,875	96,584	416	475	24,264	32,414
100-199	422	412	622	51,162	50,553	79,179	414	398	306,732	211,328	465,815	412	367	620	72,779	52,658	130,804	288	483	20,673	50,202
200-399	61	100	200	13,010	23,866	49,323	61	94	81,625	113,109	306,650	61	99	200	14,859	24,424	65,745	55	170	5,352	25,886
400 and over	4	6	29	2,475	6,550	15,859	4	6	20,023	45,232	131,587	4	6	29	4,800	23,000	19,385	4	24	2,700	10,210
Pittsburg																					
Total	3,256	3,934	3,356	149,152	141,633	164,918	2,970	3,679	841,123	576,380	1,008,722	2,870	3,426	3,295	216,046	191,660	280,723	1,219	1,597	59,679	97,197
None							17	12	2,835	806	6,185	19	13	18	1,165	439	1,118	18	19	967	827
Under 25	921	1,658	2,083	14,638	25,188	53,278	755	1,458	85,622	88,354	355,271	715	1,328	2,014	32,741	44,249	115,181	224	800	8,829	35,128
25-49	1,213	1,438		41,554	47,804		1,124	1,396	224,104	180,380		1,088	1,314		67,930	67,873		415		15,307	
50-99	828	650	922	50,823	39,457	57,780	790	631	275,560	151,245	312,666	768	599	913	87,399	46,272	89,666	384	523	17,677	30,115
100-199	253	155	298	29,928	17,732	36,443	244	150	175,293	81,952	212,487	239	142	297	32,776	19,102	52,522	149	210	10,257	20,203
200-399	35	27	44	8,328	6,216	10,221	34	26	52,584	32,525	64,259	35	24	44	9,285	5,785	12,433	23	37	3,852	5,073
400 and over	6	6	9	3,881	5,236	7,196	6	6	25,125	41,118	57,854	6	6	9	4,750	7,940	9,803	6	8	2,790	5,851
Pontotoc																					
Total	2,422	2,856	2,484	120,660	120,221	131,989	2,260	2,710	799,860	472,754	912,658	2,176	2,544	2,481	187,754	153,125	244,429	1,158	1,462	57,763	92,305
None							14	10	5,702	693	2,278	17	10	14	1,507	512	1,133	10	11	2,390	724
Under 25	582	1,013	1,464	9,338	15,558	38,955	493	900	73,176	56,963	284,968	447	818	1,452	22,390	24,222	93,657	191	729	6,210	32,701
25-49	862	958		29,706	32,341		809	928	203,257	124,324		786	881		51,408	41,690		379		14,446	
50-99	717	652	708	45,154	40,138	45,170	689	643	295,933	155,177	308,735	675	617	706	66,001	52,933	81,577	402	503	17,915	31,060
100-199	229	204	245	28,147	24,561	29,842	224	202	166,725	103,534	180,566	221	192	243	36,323	27,787	41,282	152	165	12,892	15,270
200-399	29	27	58	7,015	6,623	13,242	28	27	42,347	26,653	91,316	27	24	57	8,325	5,431	17,780	21	45	2,910	8,208
400 and over	3	2	9	1,300	1,000	4,760	3	2	12,720	5,410	44,795	3	2	9	1,800	750	9,000	3	9	1,000	4,342
Pottawatomie																					
Total	3,304	3,972	3,461	159,490	171,197	219,604	3,068	3,421	1,042,726	801,441	1,524,143	2,906	3,411	3,458	252,397	235,561	409,075	1,335	1,973	69,858	153,682
None							21	6	3,209	500	3,853	26	14	18	1,378	574	1,793	19	17	882	1,272
Under 25	950	1,416	1,852	15,370	21,617	47,411	812	1,043	104,096	83,543	395,433	706	1,024	1,817	34,929	35,872	125,483	238	820	8,578	40,719
25-49	1,147	1,323		39,537	44,858		1,074	1,211	249,520	194,403		1,039	1,208		70,495	66,643		417		17,978	
50-99	845	878	990	53,547	54,467	63,621	811	816	349,108	251,598	431,514	797	828	986	77,709	72,580	119,043	428	639	19,882	40,622
100-199	511	291	467	37,872	34,291	57,463	300	283	242,042	167,181	359,006	288	279	465	52,526	42,385	87,675	201	345	17,946	31,737
200-399	47	60	145	10,964	14,111	35,711	46	58	80,843	89,650	218,908	46	55	145	12,060	15,757	50,931	29	127	3,617	22,833
400 and over	4	4	27	2,200	1,853	15,398	4	4	13,808	14,566	115,429	4	3	27	3,300	1,750	24,150	3	25	975	16,499

[1] Comparison with later censuses may be found in groups below beginning with 400-899.

COUNTY TABLE 1.—CHICKENS ON FARMS 1940, 1935, AND 1930; CHICKEN EGGS PRODUCED AND CHICKENS RAISED 1939, 1934, AND 1929; AND CHICKENS SOLD, 1939 AND 1929; CLASSIFIED BY NUMBER ON HAND—Continued

(Chickens on hand over 4 months old Apr. 1, 1940 and over 3 months old Jan. 1, 1935 and Apr. 1, 1930)

STATE OR COUNTY AND NUMBER OF CHICKENS ON HAND	CHICKENS ON HAND						CHICKEN EGGS PRODUCED					CHICKENS RAISED						CHICKENS SOLD			
	Farms reporting			Number			Farms reporting		Dozens			Farms reporting			Number			Farms reporting		Number	
	1940 (Apr. 1)	1935 (Jan. 1)	1930 (Apr. 1)	1940 (Apr. 1)	1935 (Jan. 1)	1930 (Apr. 1)	1939	1934	1939	1934	1929	1939	1934	1929	1939	1934	1929	1939	1929	1939	1929
OKLAHOMA—Contd.																					
Pushmataha																					
Total	1,817	2,089	1,632	59,840	64,332	62,745	1,673	1,973	303,380	259,290	429,460	1,591	1,783	1,610	93,290	104,138	117,444	511	682	17,123	32,467
None	—	—	—	—	—	—	4	1	598	20	57	6	2	7	499	26	167	4	—	174	—
Under 25	685	942	1,202	11,077	14,876	30,400	597	860	58,876	59,718	214,871	549	730	1,174	21,076	27,768	65,502	133	433	3,839	16,442
25-49	802	850		26,743	27,585		750	825	138,889	106,186		728	778		43,588	47,188		234		7,288	
50-99	282	244	350	16,386	14,221	21,412	275	235	77,811	59,720	136,455	262	225	349	21,764	22,111	36,244	115	202	4,383	10,765
100 and over	48	53	80	5,634	7,650	10,933	47	52	27,206	33,646	78,077	46	48	80	6,363	7,045	15,531	25	47	1,439	5,260
Roger Mills																					
Total	1,678	2,061	2,064	94,198	100,105	136,129	1,605	1,888	638,136	375,602	932,168	1,573	1,873	2,064	214,929	217,994	321,416	917	1,256	54,433	113,375
None	—	—	—	—	—	—	6	4	3,024	400	3,304	8	8	15	1,974	345	2,578	5	11	1,029	864
Under 25	309	536	943	5,157	9,235	25,609	267	430	36,157	36,518	195,930	236	415	929	17,767	25,763	83,293	91	414	5,462	27,955
25-49	551	712		19,552	24,942		522	663	134,085	89,236		522	666		53,803	63,982		286		12,828	
50-99	578	602	691	36,681	37,672	44,731	572	583	249,440	134,706	311,855	570	575	691	88,646	80,708	120,933	371	484	21,886	43,743
100-199	213	189	346	25,793	22,461	43,518	211	186	164,435	87,974	264,117	210	187	345	42,854	39,330	81,117	140	276	9,946	28,241
200-399	24	19	76	5,715	4,595	18,806	24	19	37,057	21,147	131,849	24	19	76	8,535	6,091	29,745	24	71	3,282	12,572
400 and over	3	3	8	1,300	1,200	3,465	3	3	13,938	5,621	25,113	3	3	8	1,350	1,775	3,750				
Rogers																					
Total	2,137	2,377	1,936	112,883	121,551	128,762	1,968	2,172	658,224	545,578	915,802	1,871	2,150	1,918	195,167	192,762	268,528	923	1,038	62,432	104,323
None	—	—	—	—	—	—	11	11	3,115	1,609	553	16	19	10	2,763	1,124	880	14	10	2,041	880
Under 25	539	692	920	8,326	10,239	23,906	440	575	63,996	50,411	185,386	398	544	896	19,854	24,014	82,062	140	348	6,668	23,399
25-49	661	758		22,664	25,963		610	696	142,533	112,242		584	707		39,757	47,463		251		10,110	
50-99	626	591	576	39,454	37,354	37,308	599	559	216,185	152,900	264,263	578	555	573	61,867	61,442	71,884	326	358	14,031	30,019
100-199	277	287	358	33,959	35,343	41,326	274	282	184,344	161,513	271,779	261	276	338	46,006	45,311	69,859	170	240	13,272	28,937
200-399	31	45	94	7,280	10,702	22,402	31	45	40,405	55,701	158,597	31	45	93	9,920	11,733	31,763	22	82	16,310	21,088
400 and over	3	4	8	1,200	1,950	3,820	3	4	7,646	11,202	35,224	3	4	8	15,000	1,675	12,100				
Seminole																					
Total	2,737	2,843	2,584	104,958	89,169	112,894	2,464	2,569	595,665	479,089	804,966	2,378	2,363	2,597	165,881	112,224	219,007	791	1,128	38,549	63,552
None	—	—	—	—	—	—	18	8	2,507	1,147	5,475	24	11	19	1,610	243	1,251	16	13	653	947
Under 25	1,019	1,368	1,750	15,413	19,852	41,854	865	1,138	87,807	99,308	327,736	800	1,006	1,745	32,123	29,200	102,073	155	618	4,615	26,210
25-49	1,014	951		34,058	31,686		926	908	189,708	170,562		901	855		54,078	39,937		280		9,449	
50-99	529	432	600	31,987	25,573	37,936	491	424	185,535	138,290	252,679	492	404	599	48,062	31,307	69,952	231	338	12,031	20,896
100-199	158	79	196	19,465	9,073	23,273	149	78	109,961	49,907	151,464	145	74	196	24,645	8,697	34,663	97	132	9,741	12,168
200 and over	17	13	38	4,035	2,985	9,831	15	13	20,147	19,875	67,612	16	13	38	5,363	2,840	11,068	12	27	2,060	3,331
Sequoyah																					
Total	2,291	2,824	2,382	73,377	74,394	76,495	2,116	2,724	335,127	253,592	435,104	2,045	2,579	2,400	110,993	111,292	150,671	902	1,409	29,190	64,130
None	—	—	—	—	—	—	16	39	1,613	1,687	3,725	24	36	22	1,286	1,180	2,498	17	16	681	1,701
Under 25	1,024	1,570	1,941	15,771	22,350	43,362	895	1,453	71,639	77,122	247,102	839	1,348	1,937	32,153	43,271	99,377	317	1,064	7,970	41,692
25-49	860	942		28,825	30,180		808	923	123,962	101,619		789	893		43,344	42,532		355		11,553	
50-99	346	258	363	20,486	15,081	22,331	337	256	93,720	46,552	114,568	333	249	363	25,266	17,416	34,636	175	268	6,766	14,418
100-199	52	48	65	5,879	5,313	7,597	51	47	31,778	18,392	45,597	51	47	65	6,086	5,765	10,263	31	50	1,659	4,430
200 and over	9	6	13	2,416	1,470	3,205	9	6	12,415	8,220	24,112	9	6	13	2,858	1,128	3,897	7	11	561	1,889

Stephens																				
Total	2,465	2,863	2,711	116,662	120,982	150,548	2,300	2,728	653,025	517,144	1,040,629	2,221	2,549	2,678	202,887	184,630	286,355	1,082	1,585	57,168	86,454
None							19	13	2,185	538	7,836	30	12	26	2,338	435	1,801	16	22	1,073	1,106
Under 25	643	990	1,527	10,378	16,135	40,110	552	889	58,581	60,581	298,976	497	776	1,485	25,024	32,986	102,139	170	580	6,641	26,816
25-49	897	1,018		30,874	34,984		840	982	162,809	126,625		815	935		61,841	57,027		372		15,017	
50-99	690	624	785	43,161	38,227	50,786	658	615	231,781	167,634	332,720	653	602	771	68,557	57,640	96,692	363	487	18,434	27,835
100-199	204	196	319	24,689	23,018	38,223	200	194	142,832	112,396	238,961	195	190	317	34,937	27,457	59,253	135	229	11,937	20,387
200 and over	31	35	80	7,560	8,618	21,429	31	35	54,837	49,370	162,136	31	34	79	10,190	9,105	26,470	26	67	4,066	10,310
Texas																					
Total	1,108	1,570	1,624	96,188	129,090	183,283	1,080	1,522	630,684	683,570	1,341,911	997	1,415	1,606	167,393	211,833	340,869	518	1,085	34,751	114,576
None							6	12	3,415	2,560	2,768	3	14	7	247	1,684	1,610	3	7	430	864
Under 25	122	185	304	1,940	2,979	9,063	112	153	19,891	19,296	101,785	76	126	286	5,028	8,784	27,512	20	134	1,576	10,004
25-49	199	330		7,131	11,609		186	317	45,742	62,320		168	286		16,380	22,791		62		2,287	
50-99	356	515	479	23,638	33,550	32,329	347	506	152,465	169,193	256,731	332	475	478	45,673	63,729	66,601	158	292	8,590	18,028
100-199	357	431	599	45,206	53,114	75,819	355	425	293,044	271,653	511,828	344	407	595	74,640	80,513	137,825	216	444	15,627	45,248
200-399	71	102	213	16,908	24,588	51,042	71	102	101,870	135,811	356,657	71	100	212	23,175	30,682	85,581	59	208	6,441	42,432
400 and over	3	7	29	1,365	3,250	14,930	3	7	14,257	22,537	112,042	3	7	28	2,250	3,650	21,740				
Tillman																					
Total	1,863	2,107	2,269	115,481	129,731	139,988	1,803	1,958	740,859	726,720	994,062	1,715	1,892	2,254	248,038	258,432	331,019	848	1,305	58,366	111,226
None							12	1	2,224	156	2,778	15	2	9	1,449	310	3,050	10	8	549	1,350
Under 25	307	356	1,129	5,022	6,281	31,275	276	269	39,855	30,969	229,676	252	257	1,109	23,273	13,042	96,782	87	472	6,821	28,019
25-49	532	611		18,814	21,609		511	570	116,936	115,932		477	544		52,315	45,535		208		12,145	
50-99	676	772	745	43,024	49,005	48,828	661	756	253,610	288,330	354,962	639	746	742	93,473	100,613	121,971	351	493	19,486	39,577
100-199	301	301	316	36,501	35,483	38,923	296	295	240,620	200,377	250,153	285	297	316	60,228	56,562	76,775	180	264	13,548	27,971
200-399	44	60	73	10,670	14,053	17,614	44	60	76,119	72,146	118,322	44	60	72	16,100	19,470	27,093	29	62	5,667	12,956
400 and over	3	7	6	1,450	3,300	3,350	3	7	11,495	18,810	38,191	3	6	6	1,200	2,900	5,350	3	6	150	2,453
Tulsa																					
Total	2,260	2,733	2,177	129,580	135,184	155,895	2,011	2,563	940,750	701,100	1,096,800	1,953	2,322	2,146	295,447	221,425	265,458	847	958	142,804	93,377
None							13	23	4,144	3,516	8,023	20	29	24	42,818	17,673	7,002	20	11	42,202	1,507
Under 25	666	1,017	1,132	10,062	14,824	28,257	559	915	73,509	71,900	197,446	498	733	1,088	25,201	31,536	60,753	118	516	7,358	17,454
25-49	719	819		24,553	27,174		648	768	164,612	128,532		645	725		50,588	45,309		241		13,278	
50-99	569	579	569	36,023	35,639	36,404	511	548	240,481	187,573	245,247	511	533	564	97,478	51,259	65,577	269	511	45,948	21,177
100-199	233	240	328	28,753	29,653	39,862	209	236	192,202	149,314	257,778	206	228	326	37,980	40,984	58,753	142	207	12,799	20,386
200-399	58	60	108	14,479	14,438	26,692	58	57	103,596	76,919	206,057	58	58	106	18,895	17,755	37,268	43	83	5,951	16,898
400-799	11	9	(1)	5,600	4,610	(1)	9	9	40,886	45,960	(1)	11	7	(1)	11,447	4,580	(1)	10	(1)	6,567	(1)
800 and over	4	9	(1)	10,110	8,846	(1)	4	9	121,320	57,386	(1)	4	9	(1)	11,040	12,349	(1)	4	(1)	8,700	(1)
400-699	11	9	29	5,600	4,610	14,180	9	9	40,886	45,960	97,209	11	7	28	11,447	4,580	21,655	10	22	6,567	9,705
700 and over	4	9	11	10,110	8,846	10,500	4	9	121,320	57,386	85,040	4	9	10	11,040	12,349	14,450	4	8	8,700	6,250
Wagoner																					
Total	2,221	2,830	2,665	113,533	122,748	145,863	2,066	2,588	569,630	594,073	978,868	1,993	2,476	2,650	164,237	170,898	247,055	988	1,281	45,358	87,296
None							8	6	1,865	670	6,879	8	9	16	481	650	1,043	4	9	165	937
Under 25	614	1,106	1,692	9,161	15,542	38,431	512	905	44,087	50,684	275,251	490	852	1,669	21,286	28,479	91,191	170	629	4,897	25,952
25-49	716	853		24,660	28,568		681	818	120,890	107,040		660	787		42,504	41,592		292		9,515	
50-99	605	605	577	38,563	37,748	37,236	586	598	186,509	180,856	241,386	563	572	571	53,338	51,585	63,631	328	349	14,223	20,221
100-199	230	213	271	27,388	25,675	33,681	224	208	137,750	141,973	203,859	218	204	269	31,174	31,674	47,752	155	195	10,084	18,523
200-399	52	45	105	12,036	10,600	26,083	52	45	65,409	68,500	165,575	51	44	105	13,854	10,970	30,073	41	82	5,274	13,479
400 and over	4	8	20	1,725	4,615	10,432	3	8	13,120	44,350	85,918	3	8	20	1,600	5,950	13,365	3	17	1,200	8,184
Washington																					
Total	1,212	1,376	1,023	66,079	64,935	66,764	1,133	1,280	476,472	237,223	452,862	1,048	1,204	1,018	119,287	124,611	126,817	479	466	32,293	41,246
None							7	8	3,460	540	350	6	12	2	1,666	1,065	450	5	4	1,448	440
Under 25	277	438	496	4,281	6,811	12,602	240	386	33,201	21,261	92,220	195	330	491	11,993	20,924	34,970	59	150	2,608	10,682
25-49	371	443		12,988	15,097		340	421	98,396	49,256		316	395		27,031	33,348		110		5,933	
50-99	366	339	317	23,042	20,907	20,325	355	320	167,971	70,402	126,361	345	325	317	42,935	39,573	41,075	179	155	12,394	11,554
100-199	180	131	159	21,230	15,644	19,708	173	122	142,195	50,915	131,004	168	117	158	29,087	22,026	31,602	112	116	7,856	11,455
200 and over	18	25	51	4,538	6,476	14,129	18	23	31,249	44,849	102,927	18	25	50	6,575	7,675	18,720	14	41	2,054	7,115

[1] Comparison with later censuses may be found in groups below beginning with 400-699.

COUNTY TABLE 1.—CHICKENS ON FARMS 1940, 1935, AND 1930; CHICKEN EGGS PRODUCED AND CHICKENS RAISED 1939, 1934, AND 1929; AND CHICKENS SOLD, 1939 AND 1929; CLASSIFIED BY NUMBER ON HAND—Continued

(Chickens on hand over 4 months old Apr. 1, 1940 and over 3 months old Jan. 1, 1935 and Apr. 1, 1930)

STATE OR COUNTY AND NUMBER OF CHICKENS ON HAND	CHICKENS ON HAND						CHICKEN EGGS PRODUCED					CHICKENS RAISED						CHICKENS SOLD			
	Farms reporting			Number			Farms reporting		Dozens			Farms reporting			Number			Farms reporting		Number	
	1940 (Apr.1)	1935 (Jan.1)	1930 (Apr.1)	1940 (Apr. 1)	1935 (Jan. 1)	1930 (Apr. 1)	1939	1934	1939	1934	1929	1939	1934	1929	1939	1934	1929	1939	1929	1939	1929
OKLAHOMA—Contd.																					
Washita																					
Total	3,218	3,525	3,766	203,221	199,836	290,048	3,142	3,310	1,442,029	949,398	2,078,976	3,080	3,258	3,734	438,384	460,808	666,393	1,841	2,701	105,353	241,745
None							8	11	2,399	1,985	4,005	14	12	22	2,341	1,165	2,256	10	21	1,524	1,771
Under 25	473	716	1,466	7,910	12,150	39,586	445	587	75,369	53,783	332,387	417	573	1,420	28,612	36,484	139,202	182	788	7,762	47,146
25-49	947	1,086		33,392	38,027		913	1,023	248,414	173,041		887	1,002		88,522	99,813		478		18,924	
50-99	1,150	1,157	1,177	74,543	73,600	77,695	1,132	1,131	538,977	354,722	564,948	1,119	1,120	1,172	167,811	187,353	201,434	718	910	36,730	71,404
100-199	584	500	896	71,452	60,731	113,480	580	492	470,626	292,626	758,140	580	488	895	127,058	113,788	232,193	404	774	32,191	85,269
200-399	60	65	208	13,724	14,878	50,262	60	65	88,174	70,108	341,626	59	62	206	20,390	21,505	79,933	45	191	5,972	32,012
400 and over	4	1	19	2,200	450	9,025	4	1	18,070	3,133	77,870	4	1	19	3,650	700	11,375	4	17	2,250	4,143
Woods																					
Total	1,596	1,871	1,756	123,581	145,718	190,777	1,537	1,826	966,172	802,482	1,616,336	1,506	1,693	1,765	320,074	293,690	416,196	985	1,249	117,521	139,177
None							12	17	4,829	2,955	11,413	9	24	31	51,109	2,660	5,005	10	24	50,760	2,294
Under 25	182	325	355	3,040	5,316	10,187	156	291	25,619	26,980	83,446	145	239	343	14,832	16,653	38,693	76	154	4,349	10,483
25-49	372	419		13,122	14,609		356	401	101,215	67,208		347	362		40,106	30,534		203		10,190	
50-99	573	579	565	38,287	37,003	37,891	551	571	294,014	187,592	332,965	544	534	561	85,977	80,079	100,534	356	373	19,177	29,765
100-199	375	408	580	46,342	51,506	73,751	368	408	358,802	277,650	586,347	367	397	574	88,758	101,668	152,947	267	468	21,224	48,159
200-399	89	125	232	20,735	30,476	57,168	89	123	160,326	192,376	507,810	89	122	232	34,592	51,826	97,055	69	208	10,042	38,456
400 and over	5	15	24	2,055	6,808	11,780	5	15	21,367	47,721	94,355	5	15	24	4,700	10,270	21,962	4	22	1,779	10,020
Woodward																					
Total	1,371	1,696	1,581	88,301	101,577	150,507	1,273	1,580	608,287	434,944	1,147,427	1,278	1,535	1,575	211,616	214,767	296,337	748	968	67,564	86,616
None							7	5	2,079	896	41,350	6	7	7	9,900	366	1,590	7	5	9,354	990
Under 25	205	326	438	3,327	5,271	12,192	167	247	27,545	18,547	91,041	161	236	433	15,197	13,635	38,691	61	187	5,303	9,943
25-49	398	489		14,301	17,210		366	466	101,073	68,130		374	450		43,790	44,615		188		12,769	
50-99	498	583	539	32,515	36,388	36,699	468	568	213,528	155,911	263,739	471	555	534	74,405	78,047	86,741	298	337	17,807	22,078
100-199	234	256	435	28,778	30,795	55,942	230	252	202,500	129,532	399,419	230	246	433	51,769	59,145	103,032	164	309	14,636	28,895
200 and over	36	42	169	9,380	11,913	45,674	35	42	61,562	61,928	351,878	36	41	168	16,555	18,959	66,283	30	130	7,695	24,710
OREGON																					
Total	46,442	50,329	43,490	3,074,702	3,063,592	2,969,116	42,438	46,797	27,483,615	25,207,943	28,342,459	38,036	37,562	42,651	4,825,192	3,910,550	4,613,073	13,384	17,704	2,191,232	1,849,966
None							538	229	273,741	81,218	217,657	685	194	402	268,708	21,681	57,254	397	375	236,370	52,511
Under 25	19,648	20,648	27,812	291,958	315,821	660,793	16,734	18,130	2,306,785	2,175,614	5,905,852	13,754	12,728	26,768	536,896	405,181	1,126,445	2,461	7,720	195,711	327,529
25-49	12,505	13,597		425,662	465,641		11,616	12,896	3,113,599	3,187,864		10,683	11,042		686,504	573,126		3,157		215,452	
50-99	7,543	9,166	8,590	472,834	567,889	544,144	7,054	8,832	3,375,614	4,075,123	4,612,841	6,657	7,709	8,483	699,402	671,054	791,317	3,042	4,414	233,176	251,055
100-199	3,658	4,068	4,068	461,425	502,715	514,668	3,486	3,931	3,586,980	3,841,579	4,700,542	3,328	3,402	4,010	706,765	613,611	744,418	2,072	2,696	300,733	292,161
200-399	1,838	1,854	1,926	472,482	461,783	489,790	1,778	1,795	4,317,670	4,108,296	4,856,026	1,709	1,595	1,905	673,793	583,779	745,590	1,272	1,516	319,161	342,243
400-799	886	717	(1)	454,677	366,956	(1)	870	708	4,727,515	3,760,588	(1)	859	632	(1)	593,063	524,469	(1)	670	(1)	290,990	(1)
800-1599	289	215	(1)	306,932	223,219	(1)	287	215	3,619,416	2,368,631	(1)	286	198	(1)	415,001	299,264	(1)	244	(1)	255,763	(1)
1600-3199	62	55	(1)	130,232	114,968	(1)	62	53	1,523,863	1,254,738	(1)	62	53	(1)	183,660	166,585	(1)	57	(1)	116,671	(1)
3200 and over	13	9	(1)	58,500	44,600	(1)	13	8	638,432	354,292	(1)	13	9	(1)	61,400	51,800	(1)	12	(1)	27,205	(1)
400-699	771	633	707	373,020	307,109	343,034	756	624	3,817,653	3,117,667	3,630,592	746	556	698	480,223	450,873	522,324	573	621	227,325	274,011
700-999	235	174	213	182,337	135,191	167,780	233	174	2,077,091	1,402,332	1,712,073	231	160	211	270,278	167,306	242,873	199	197	167,234	128,593
1000-2499	215	170	160	292,484	234,536	207,453	214	169	3,500,860	2,534,290	2,284,620	214	158	160	392,123	333,589	336,275	184	152	234,325	159,966
2500 and over	29	19	14	102,500	72,907	41,454	29	17	1,113,622	683,960	422,256	29	18	14	110,500	90,350	46,577	27	13	61,745	21,897

Baker																				
Total	1,053	1,182	1,162	52,815	51,585	55,263	1,001	1,161	390,728	363,696	467,941	935	1,074	1,150	93,058	76,986	91,950	356	417	25,350	25,890
None	----	----	----	----	----	----	20	4	3,179	590	5,671	12	4	20	2,677	134	1,168	8	8	733	593
Under 25	304	408	771	5,250	7,090	20,497	270	391	39,548	49,717	167,573	227	343	744	10,365	13,121	37,892	48	198	2,655	7,271
25-49	352	424		12,668	14,972		332	420	92,200	104,071		325	391		21,339	22,660		98		4,006	
50-99	283	244	274	17,923	14,901	16,963	268	240	126,922	96,037	136,468	262	236	271	30,393	21,575	25,598	124	125	6,968	6,824
100-199	94	93	91	11,014	10,522	10,563	91	93	84,207	76,885	89,016	89	90	90	18,735	14,751	16,427	62	63	6,891	5,139
200-399	15	10	22	3,480	2,350	5,240	15	10	28,074	17,461	44,093	15	8	21	6,939	2,545	7,315	12	19	2,891	3,613
400 and over	5	3	4	2,480	1,750	2,000	5	3	16,598	18,935	25,120	5	2	4	2,610	2,200	3,550	4	4	1,206	2,450
Benton																					
Total	1,149	1,371	1,103	67,268	81,120	82,344	1,058	1,279	550,083	643,584	797,129	944	1,034	1,103	95,151	90,156	119,024	365	491	35,483	53,179
None	----	----	----	----	----	----	23	5	7,196	792	7,530	22	3	18	2,615	56	3,083	21	15	2,696	2,234
Under 25	465	531	682	7,029	7,775	16,203	394	466	55,635	53,375	148,674	329	322	667	12,371	8,782	24,318	59	212	4,058	8,470
25-49	322	363		11,122	12,062		298	349	82,156	75,235		267	296		16,229	13,449		76		4,130	
50-99	196	279	224	12,212	17,387	14,463	182	268	87,444	118,958	118,228	172	239	222	17,182	19,172	18,656	92	125	7,054	7,073
100-199	104	128	109	13,849	15,916	14,013	100	122	108,042	108,106	129,665	96	112	108	17,656	20,300	16,761	69	71	7,041	6,302
200-399	46	53	60	11,926	13,278	15,820	45	52	104,637	107,033	155,616	42	45	60	15,218	12,618	19,496	35	44	6,201	7,051
400-799	13	13	(1)	6,200	7,045	(1)	13	13	58,833	76,755	(1)	13	13	(1)	7,080	7,635	(1)	13	(1)	4,303	(1)
800 and over	3	4	(1)	4,900	7,659	(1)	3	4	46,140	103,330	(1)	3	4	(1)	6,800	8,144	(1)				
400-699	12	10	18	5,530	4,895	8,975	12	10	48,833	47,385	96,240	12	10	18	6,705	6,125	20,610	10	16	2,722	15,996
700 and over	4	7	10	5,600	9,809	12,870	4	7	56,140	132,700	141,176	4	7	10	7,175	9,654	16,100	3	8	1,581	6,053
Clackamas																					
Total	4,030	4,824	3,836	329,385	335,855	321,626	3,646	4,456	3,155,836	3,031,430	3,251,555	3,124	3,778	3,634	457,239	476,290	505,916	1,269	1,832	238,357	232,646
None	----	----	----	----	----	----	58	20	31,350	8,115	30,202	68	16	36	10,999	6,597	8,700	38	44	9,533	8,410
Under 25	1,702	2,043	2,261	24,851	29,548	52,763	1,408	1,791	191,829	202,695	474,858	1,088	1,348	2,073	44,069	37,557	93,875	220	696	20,063	34,452
25-49	996	1,222		33,767	41,037		919	1,138	258,832	311,147		813	1,042		47,529	51,694		270		16,939	
50-99	611	775	774	38,446	47,917	49,868	565	744	298,262	365,685	437,190	490	673	744	57,147	56,706	69,333	228	467	27,224	24,118
100-199	325	402	400	42,092	51,165	51,284	308	390	324,899	412,157	505,019	291	346	387	64,621	72,425	72,952	205	283	31,828	32,211
200-399	223	236	246	57,324	59,533	62,324	219	228	565,074	535,455	611,087	207	219	241	76,273	88,047	90,622	159	200	36,327	40,939
400-799	125	103	(1)	63,965	50,655	(1)	123	102	707,298	514,638	(1)	119	92	(1)	84,446	71,054	(1)	102	(1)	46,892	(1)
800-1599	35	34	(1)	34,990	35,300	(1)	35	34	425,310	411,578	(1)	35	33	(1)	40,905	58,435	(1)	34	(1)	25,551	(1)
1600-3199	10	8	(1)	22,950	15,700	(1)	10	8	228,920	184,960	(1)	10	8	(1)	22,250	25,775	(1)	10	(1)	14,000	(1)
3200 and over	3	1	(1)	11,000	5,000	(1)	3	1	124,062	85,000	(1)	3	1	(1)	9,000	8,000	(1)	3	(1)	10,000	(1)
400-699	110	97	106	53,335	46,405	52,042	108	96	561,532	476,325	567,252	104	87	104	69,071	67,114	78,609	88	95	37,826	45,605
700-999	36	20	27	28,120	16,000	20,975	36	20	338,761	152,295	247,502	36	18	27	33,755	24,180	32,825	34	27	20,151	20,790
1000-2499	20	28	20	29,650	39,250	26,770	20	28	370,315	482,556	303,323	20	28	20	35,675	63,970	50,400	20	18	22,166	21,684
2500 and over	7	1	2	21,800	5,000	5,600	7	1	214,982	85,000	75,122	7	1	2	18,100	8,000	8,600	7	2	16,300	4,437
Clatsop																					
Total	460	603	522	65,790	62,083	80,499	420	551	796,300	650,084	810,928	377	358	515	78,999	79,149	114,842	122	217	25,191	46,015
None	----	----	----	----	----	----	6	1	1,674	1,500	898	4	1	3	500	25	30	3	1	62	39
Under 25	206	276	316	2,948	4,131	6,515	171	240	28,641	24,020	56,754	152	122	309	3,982	3,091	10,619	14	67	1,365	3,617
25-49	108	143		3,554	4,700		99	129	35,804	25,856		88	97		4,091	4,429		26		1,181	
50-99	42	77	58	2,585	4,795	3,654	42	75	15,682	32,161	32,397	34	54	57	3,745	5,195	4,532	15	26	844	1,387
100-199	22	20	36	2,809	2,544	4,658	21	20	30,062	26,415	49,797	19	11	35	4,191	2,079	8,615	15	26	1,476	3,462
200-399	21	33	41	5,790	8,475	10,777	20	33	52,227	110,007	94,484	19	24	41	9,455	13,125	18,571	10	35	3,296	7,824
400-799	36	38	(1)	18,965	19,918	(1)	36	37	221,687	225,545	(1)	36	33	(1)	21,925	28,505	(1)	21	(1)	8,581	(1)
800 and over	25	16	(1)	29,159	17,520	(1)	25	16	410,523	204,560	(1)	25	16	(1)	31,110	22,700	(1)	18	(1)	8,386	(1)
400-699	30	33	34	14,640	16,418	17,195	30	32	176,683	189,325	183,909	30	28	33	18,275	24,305	25,500	18	27	7,707	9,370
700-999	13	12	18	10,274	9,200	14,450	13	12	137,079	115,810	144,184	13	12	18	9,550	11,200	15,570	10	16	3,090	4,805
1000 and over	18	9	19	23,210	11,820	23,250	18	9	318,448	124,970	248,505	18	9	19	25,210	15,700	31,405	11	19	6,170	15,511
Columbia																					
Total	1,404	1,584	1,213	63,949	72,124	66,876	1,253	1,456	556,885	558,537	653,548	1,173	1,113	1,183	110,910	90,021	95,599	234	419	42,944	37,521
None	----	----	----	----	----	----	13	4	9,395	2,930	7,017	13	2	11	2,787	175	644	9	15	1,120	1,255
Under 25	807	908	903	11,595	13,111	19,033	704	806	97,219	67,488	182,232	632	577	868	20,687	15,870	30,724	61	202	4,714	8,080
25-49	343	368		11,302	12,010		310	350	78,126	68,064		302	296		17,471	13,376		58		3,476	

[1] Comparison with later censuses may be found in groups below beginning with 400-699.

COUNTY TABLE 1.—CHICKENS ON FARMS 1940, 1935, AND 1930; CHICKEN EGGS PRODUCED AND CHICKENS RAISED 1939, 1934, AND 1929; AND CHICKENS SOLD, 1939 AND 1929; CLASSIFIED BY NUMBER ON HAND—Continued

(Chickens on hand over 4 months old Apr. 1, 1940 and over 3 months old Jan. 1, 1935 and Apr. 1, 1930)

STATE OR COUNTY AND NUMBER OF CHICKENS ON HAND	CHICKENS ON HAND						CHICKEN EGGS PRODUCED					CHICKENS RAISED						CHICKENS SOLD			
	Farms reporting			Number			Farms reporting		Dozens			Farms reporting			Number			Farms reporting		Number	
	1940 (Apr.1)	1935 (Jan.1)	1930 (Apr.1)	1940 (Apr. 1)	1935 (Jan. 1)	1930 (Apr. 1)	1939	1934	1939	1934	1929	1939	1934	1929	1939	1934	1929	1939	1929	1939	1929
OREGON—Contd.																					
Columbia—Contd.																					
50-99	129	175	157	7,903	10,745	9,907	114	168	66,786	78,216	91,192	107	135	154	16,970	14,839	14,336	41	81	8,333	4,682
100-199	60	77	81	7,501	9,758	10,695	52	73	56,447	76,511	98,432	56	57	79	19,443	11,100	14,511	26	58	12,128	5,377
200-399	42	30	48	11,181	7,805	11,976	39	29	98,034	89,536	116,065	40	23	48	13,702	10,091	17,759	22	40	4,649	7,369
400-799	19	17	(1)	10,167	9,145	(1)	17	17	97,612	102,786	(1)	19	15	(1)	14,450	13,070	(1)	14	(1)	6,324	(1)
800 and over	4	9	(1)	4,300	9,550	(1)	4	9	53,266	73,006	(1)	4	8	(1)	5,400	11,500	(1)	3	(1)	2,200	(1)
400-699	15	14	15	7,293	6,995	7,485	13	14	60,587	75,916	75,520	15	12	14	11,000	8,770	9,125	10	14	4,214	5,246
700 and over	8	12	9	7,174	11,700	7,780	8	12	90,291	99,876	83,090	8	11	9	8,850	15,800	8,500	7	9	4,310	5,512
Coos																					
Total	1,549	1,378	1,060	51,412	45,822	58,784	1,420	1,283	435,963	373,434	568,695	1,347	978	1,044	71,782	51,097	87,049	268	311	23,022	34,397
None	———	———	———	———	———	———	21	2	3,118	362	3,380	25	1	5	1,870	24	204	6	5	1,348	369
Under 25	998	810	817	14,675	11,935	18,328	888	727	124,800	89,535	155,970	812	488	800	20,758	12,644	29,141	97	160	4,171	5,954
25-49	359	341		12,068	11,461		332	333	97,020	82,324		330	291		17,607	11,097		79		4,538	
50-99	116	158	139	7,330	9,385	8,828	104	154	49,716	72,705	70,331	105	138	137	8,802	10,519	10,928	37	63	1,511	3,291
100-199	44	44	54	5,502	5,076	6,698	43	42	43,188	42,060	64,211	44	38	53	9,524	6,825	9,069	27	38	4,052	3,995
200-399	21	20	25	5,302	4,885	6,415	21	20	52,430	49,644	57,181	20	17	25	5,101	6,248	11,352	13	21	1,582	4,969
400 and over	11	5	(1)	6,535	3,080	(1)	11	5	65,691	36,804	(1)	11	5	(1)	8,120	3,740	(1)	9	(1)	5,820	(1)
400-699	8	3	15	4,035	1,580	7,165	8	3	38,695	17,754	80,605	8	3	14	5,180	1,940	12,325	6	14	2,420	7,240
700 and over	3	2	10	2,500	1,500	11,350	3	2	26,996	19,050	137,017	3	2	10	2,940	1,800	14,030	3	10	3,400	8,579
Crook																					
Total	403	434	387	17,372	20,623	17,720	369	411	141,749	167,846	160,706	335	318	396	25,681	26,345	31,213	93	132	7,901	11,624
None	———	———	———	———	———	———	2	2	895	130	3,485	2	1	19	510	18	1,573	2	6	500	470
Under 25	157	181	293	2,545	2,940	7,341	136	162	19,992	28,306	56,395	124	102	283	5,070	4,512	12,235	14	72	1,165	2,420
25-49	144	123		4,922	4,168		131	120	35,981	29,620		114	101		6,639	5,138		32		1,412	
50-99	74	90	61	4,288	5,499	3,829	72	87	27,797	36,296	35,641	68	76	61	6,564	6,402	6,522	33	33	1,989	2,986
100-199	19	25	21	2,307	2,852	2,410	19	25	18,016	18,546	20,967	18	24	21	3,648	5,240	2,848	7	12	1,957	1,193
200-399	4	12	9	925	3,164	2,210	4	12	8,023	25,118	22,306	4	12	9	1,050	4,135	2,935	2	6	280	1,055
400 and over	5	3	3	2,385	2,000	1,930	5	3	31,045	29,830	21,912	5	2	3	2,200	900	5,100	3	3	598	3,500
Curry																					
Total	277	387	286	8,788	9,179	8,182	253	358	73,895	49,613	78,604	185	234	286	7,820	9,452	11,081	38	92	1,772	2,969
None	———	———	———	———	———	———	———	1	———	30	224	1	1	———	40	24	———	———	1	———	15
Under 25	175	280	252	2,847	3,976	5,450	156	253	19,164	21,837	53,239	109	137	252	2,718	3,446	7,528	17	68	293	1,642
25-49	73	67		2,300	2,188		69	66	15,637	13,467		50	60		1,657	2,222		6		207	
50-99	18	33	27	1,086	1,950	1,662	17	33	8,986	10,119	14,208	15	29	27	1,029	2,260	2,233	8	17	604	762
100-199	6	5	5	755	540	620	6	4	6,295	2,600	6,333	5	5	5	630	1,075	420	3	4	170	150
200 and over	5	2	2	1,800	525	450	5	1	23,813	1,560	4,600	5	2	2	1,746	425	900	4	2	498	400
Deschutes																					
Total	806	712	641	44,781	40,545	35,089	710	683	375,799	301,444	308,631	686	537	638	111,727	61,733	62,778	241	244	58,627	27,292
None	———	———	———	———	———	———	17	4	2,050	572	4,805	34	5	11	4,838	520	865	12	9	3,325	793
Under 25	353	282	442	5,147	4,298	10,007	283	257	48,796	31,686	89,953	252	168	431	12,142	12,150	18,332	47	115	3,190	4,941
25-49	227	201		7,577	6,954		207	197	66,839	53,176		195	165		17,018	10,194		47		6,289	

50-99	129	141	124	8,155	8,967	7,806	115	139	61,582	75,485	65,098	116	125	123	22,563	14,622	13,467	70	64	12,213	4,223
100-199	51	62	47	6,474	7,726	5,809	46	61	48,047	58,445	50,758	47	52	45	11,406	10,095	9,139	32	32	4,810	4,235
200-399	32	15	15	8,352	3,850	3,805	29	15	70,813	23,659	36,974	30	13	15	31,760	4,592	5,105	24	12	21,963	2,900
400-799	11	6	(1)	5,976	3,000	(1)	13	10	77,672	58,421	(1)	12	9	(1)	12,000	9,560	(1)	9	(1)	6,837	(1)
800 and over	3	5	(1)	3,100	5,750	(1)															
400-699	10	6	10	5,276	3,000	4,962	10	5	51,672	21,101	42,693	9	4	10	8,200	2,975	11,940	9	12	6,837	10,200
700 and over	4	5	3	3,800	5,750	2,700	3	5	26,000	37,320	18,350	3	5	3	3,800	6,585	3,930				
Douglas																					
Total	2,222	2,581	2,066	190,874	183,539	154,027	2,012	2,342	1,864,737	1,357,846	1,390,833	1,829	2,106	2,031	316,848	216,710	217,275	841	998	172,373	95,783
None							27	9	13,342	1,765	2,955	36	9	14	12,515	738	1,978	23	16	8,632	1,906
Under 25	975	1,031	1,314	14,452	16,291	34,347	821	861	152,460	93,502	289,378	689	709	1,275	43,736	24,208	55,527	189	460	25,892	18,444
25-49	529	726		17,952	24,636		481	681	137,086	137,350		441	647		33,915	34,081		169		15,969	
50-99	315	463	425	19,914	28,317	26,653	293	441	178,552	166,533	216,452	285	411	421	30,880	35,275	37,701	150	268	13,492	15,210
100-199	169	195	175	21,460	23,382	21,650	181	187	169,114	138,820	184,685	157	177	172	48,105	28,600	28,794	118	125	28,520	11,905
200-399	113	87	79	29,204	22,441	20,081	111	86	261,962	183,008	178,561	105	78	78	45,857	24,515	30,633	92	64	24,719	15,706
400-799	81	49	(1)	43,180	25,721	(1)	79	48	467,423	242,213	(1)	77	47	(1)	51,795	29,318	(1)	66	(1)	25,275	(1)
800-1599	37	22	(1)	38,912	21,944	(1)	36	22	395,628	237,755	(1)	36	21	(1)	40,355	21,175	(1)	31	(1)	20,403	(1)
1600 and over	3	8	(1)	5,800	20,807	(1)	3	7	89,170	156,900	(1)	3	7	(1)	9,690	18,800	(1)	3	(1)	9,471	(1)
400-699	70	43	47	35,480	21,471	22,938	68	42	372,581	186,863	210,080	67	41	47	45,215	24,181	31,536	57	42	22,505	15,587
700-999	27	18	14	20,912	14,344	11,348	26	18	215,582	168,465	107,567	25	17	12	19,715	13,832	12,079	21	11	7,548	5,063
1000 and over	24	18	12	31,500	32,657	17,010	24	17	364,058	281,540	201,155	24	17	12	36,910	31,300	19,027	22	12	25,096	11,962
Gilliam																					
Total	254	298	306	13,757	17,314	17,259	245	283	104,438	113,613	139,403	224	252	300	30,213	27,181	31,604	77	107	12,260	7,127
None							4	5	2,245	2,822	600	6	4	2	1,116	244	475	3	3	560	315
Under 25	62	67	144	1,075	1,223	4,101	56	53	8,909	7,125	34,380	41	37	137	2,877	1,578	9,492	7	34	1,274	1,196
25-49	84	79		3,050	2,886		83	77	25,633	18,817		77	65		9,227	4,543		23		4,914	
50-99	80	102	124	5,057	6,499	7,503	75	101	34,906	47,076	61,155	73	97	124	9,081	10,153	14,337	31	52	1,800	3,124
100-199	21	43	30	2,485	5,031	3,655	20	40	14,415	27,388	31,768	20	42	29	3,162	8,193	4,610	8	13	1,369	1,462
200 and over	7	7	8	2,090	1,675	2,000	7	7	18,330	10,385	11,500	7	7	8	4,750	2,470	2,690	5	5	2,343	1,030
Grant																					
Total	507	597	535	26,761	23,057	18,562	477	588	209,064	143,345	135,402	434	509	527	42,478	27,948	25,568	183	166	15,714	5,668
None							5	2	1,552	405	380	5	2	3	359	106	162	4	3	250	142
Under 25	136	202	440	2,394	3,492	11,210	122	193	18,511	23,619	81,849	88	138	429	2,930	4,053	17,400	22	120	789	3,880
25-49	202	266		7,223	9,526		192	264	58,978	64,347		185	249		10,068	12,143		63		2,737	
50-99	104	102	80	6,224	6,114	4,888	98	102	50,923	32,778	34,763	96	95	80	9,989	7,338	5,339	51	35	2,654	1,239
100-199	46	21	11	5,280	2,518	1,264	42	21	39,830	14,331	8,931	43	20	11	8,392	2,233	1,217	27	7	3,494	347
200-399	14	6	3	3,240	1,407	700	13	6	26,430	7,865	5,679	12	5	3	6,340	2,075	700	12	1	3,940	60
400 and over	5	-----	1	2,400	--------	500	5	-----	12,840	--------	3,800	5	-----	1	4,400	--------	750	4	-----	1,850	--------
Harney																					
Total	326	406	458	12,659	16,514	16,185	316	412	102,254	133,827	135,728	276	340	457	16,145	18,148	27,247	74	164	3,832	7,137
None							2	13	830	4,105	1,160	1	9	3	12	562	97	-----	4	--------	141
Under 25	124	147	358	2,086	2,390	8,831	117	140	16,436	17,390	72,027	89	102	355	2,275	3,440	16,333	14	111	465	4,346
25-49	121	145		4,162	4,952		118	145	38,115	40,182		110	128		6,693	5,665		31		1,932	
50-99	61	89	83	3,681	5,529	5,146	59	89	26,768	47,899	43,595	56	81	82	3,761	5,756	7,742	18	40	476	2,023
100 and over	20	25	17	2,750	3,643	2,208	20	25	20,105	24,251	18,946	20	20	17	3,404	2,725	3,075	11	9	959	627
Hood River																					
Total	643	672	504	23,054	30,901	35,673	598	620	211,796	268,896	352,249	537	536	507	41,691	38,260	57,921	96	155	12,490	24,581
None							10	2	1,663	1,550	1,779	18	4	9	1,039	275	2,236	3	11	308	1,998
Under 25	405	419	360	5,445	6,175	7,975	370	376	43,943	41,823	68,697	314	313	356	12,721	10,042	13,913	30	61	3,362	2,730
25-49	157	146		5,178	4,855		143	137	36,615	31,268		134	130		9,906	6,103		27		2,507	
50-99	50	58	68	3,115	3,507	4,246	45	57	18,360	28,630	38,196	45	50	68	5,398	3,729	7,078	17	33	1,999	1,790
100-199	19	25	27	2,402	3,257	3,397	18	24	21,238	20,360	34,438	15	19	27	2,627	2,586	5,348	11	17	1,043	2,427
200-399	6	11	30	1,570	2,507	7,180	6	11	14,686	27,773	67,022	5	10	28	1,850	2,635	10,456	3	17	730	4,495
400-799	3	9	(1)	1,500	4,700	(1)	3	9	20,924	56,160	(1)	3	7	(1)	4,000	5,990	(1)	2	(1)	700	(1)
800 and over	3	4	(1)	3,844	5,900	(1)	3	4	54,367	61,332	(1)	3	3	(1)	4,150	6,900	(1)	3	(1)	1,841	(1)
400-699	2	7	13	800	3,250	6,590	2	7	6,324	38,660	66,730	2	5	13	1,400	2,540	11,010	2	10	700	4,746
700-999	1	3	4	700	2,250	3,085	1	3	14,600	22,900	27,886	1	3	4	2,600	4,350	3,600	-----	4	--------	1,865
1000 and over	3	3	2	3,844	5,100	3,200	3	3	54,367	55,932	47,501	3	2	2	4,150	6,000	4,280	3	2	1,841	4,530

[1] Comparison with later censuses may be found in groups below beginning with 400-699.

COUNTY TABLE 1.—CHICKENS ON FARMS 1940, 1935, AND 1930; CHICKEN EGGS PRODUCED AND CHICKENS RAISED 1939, 1934, AND 1929; AND CHICKENS SOLD, 1939 AND 1929; CLASSIFIED BY NUMBER ON HAND—Continued

(Chickens on hand over 4 months old Apr. 1, 1940 and over 3 months old Jan. 1, 1935 and Apr. 1, 1930)

STATE OR COUNTY AND NUMBER OF CHICKENS ON HAND	CHICKENS ON HAND						CHICKEN EGGS PRODUCED					CHICKENS RAISED						CHICKENS SOLD			
	Farms reporting			Number			Farms reporting		Dozens			Farms reporting			Number			Farms reporting		Number	
	1940 (Apr.1)	1935 (Jan.1)	1930 (Apr.1)	1940 (Apr. 1)	1935 (Jan. 1)	1930 (Apr. 1)	1939	1934	1939	1934	1929	1939	1934	1929	1939	1934	1929	1939	1929	1939	1929
OREGON—Contd.																					
Jackson																					
Total	2,048	2,215	1,676	93,933	96,352	92,366	1,833	2,042	713,030	791,765	836,486	1,681	1,663	1,457	167,619	119,628	152,297	573	625	60,673	60,692
None	------	------	------	-------	-------	-------	26	11	7,797	5,486	6,280	45	10	18	8,670	1,811	2,069	28	17	6,879	1,725
Under 25	1,007	1,094	1,167	14,913	16,765	26,610	850	957	114,753	128,070	228,221	724	704	944	28,620	23,190	45,099	144	323	8,907	14,828
25-49	562	597		18,992	20,604		518	564	137,168	156,556		486	483		34,283	26,382		160		12,226	
50-99	279	340	305	17,276	20,613	19,023	253	332	105,287	176,061	168,861	242	303	296	23,842	27,361	28,973	115	156	7,906	9,420
100-199	124	126	132	15,661	15,660	17,136	113	122	98,405	134,875	143,468	110	110	128	20,368	18,894	25,969	73	76	7,069	9,724
200-399	57	42	44	14,993	10,805	11,237	54	41	123,901	104,545	100,310	55	38	43	26,586	12,860	15,572	41	31	13,786	6,740
400-799	15	12	(1)	7,298	5,405	(1)	15	12	78,124	70,172	(1)	15	11	(1)	7,500	5,380	(1)	9	(1)	2,715	(1)
800 and over	4	4	(1)	4,800	6,500	(1)	4	3	47,595	16,000	(1)	4	4	(1)	17,750	3,750	(1)	3	(1)	1,185	(1)
400-699	14	12	17	6,598	5,405	8,400	14	12	72,124	70,172	83,856	14	11	17	7,100	5,380	13,620	8	12	2,315	7,866
700-999	2	3	7	1,500	2,500	5,660	2	3	16,950	16,000	60,340	2	3	7	1,600	2,750	11,345	4	10	1,585	10,389
1000 and over	3	1	4	4,000	4,000	4,300	3	-----	36,645	---------	45,150	3	1	4	16,550	1,000	9,650				
Jefferson																					
Total	158	207	267	7,532	9,997	12,423	149	212	57,781	60,671	101,053	112	163	269	11,092	11,457	19,933	53	78	3,248	3,281
None	------	------	------	-------	-------	-------	-----	6	---------	1,224	1,427	2	6	3	218	223	245	1	2	8	200
Under 25	57	68	173	815	1,036	4,149	49	67	6,097	7,431	31,165	23	34	172	1,479	1,116	9,231	11	36	580	1,346
25-49	42	61		1,441	2,119		42	61	13,167	11,690		37	53		2,240	2,625		12		723	
50-99	40	55	66	2,607	3,567	4,241	39	55	16,709	19,293	34,556	32	52	66	3,423	4,443	5,461	16	27	859	973
100-199	16	17	22	2,019	2,075	2,558	16	17	17,704	12,153	19,822	15	14	22	3,032	1,710	3,396	13	13	1,078	762
200 and over	3	6	6	650	1,200	1,475	3	6	4,104	8,880	14,083	3	4	6	700	1,340	1,600				
Josephine																					
Total	1,367	1,374	897	70,894	59,743	42,702	1,220	1,171	631,588	465,131	399,863	1,073	1,051	886	102,517	95,290	72,649	396	372	44,946	32,558
None	------	------	------	-------	-------	-------	20	11	1,789	2,400	3,470	26	11	8	2,864	767	552	18	8	2,784	685
Under 25	797	796	706	10,931	11,144	15,047	671	625	85,975	74,013	128,782	551	545	687	21,834	22,001	28,922	143	238	7,062	11,269
25-49	309	314		10,196	10,711		286	288	75,463	67,395		259	266		17,241	17,452		105		6,919	
50-99	150	167	109	9,508	10,061	6,603	138	159	68,249	67,534	54,823	133	146	109	14,273	13,315	10,390	71	61	5,589	4,582
100-199	55	57	48	6,905	7,317	6,128	50	52	43,328	42,483	51,745	49	46	48	9,688	9,460	10,145	24	36	4,258	4,626
200-399	28	25	20	6,618	5,740	5,054	28	21	57,472	35,317	48,585	28	23	20	11,892	8,090	8,770	15	16	6,172	5,155
400-799	16	7	(1)	8,235	3,170	(1)	15	7	86,365	27,606	(1)	15	6	(1)	9,965	4,100	(1)	10	(1)	3,785	(1)
800-1599	9	6	(1)	10,420	6,600	(1)	9	6	105,028	81,467	(1)	9	6	(1)	9,740	10,905	(1)	7	(1)	4,793	(1)
1600 and over	3	2	(1)	8,081	5,000	(1)	3	2	107,919	66,916	(1)	3	2	(1)	5,020	9,200	(1)	3	(1)	3,584	(1)
400-699	16	7	10	8,235	3,170	5,045	15	7	86,365	27,606	54,483	15	6	10	9,965	4,100	7,800	10	9	3,785	2,691
700-999	4	1	1	3,420	900	825	4	1	30,202	5,775	9,200	4	1	1	3,040	1,600	920	2	1	280	400
1000 and over	8	7	3	15,081	10,700	4,000	8	7	182,745	142,608	48,775	8	7	3	11,720	18,505	5,150	8	3	8,097	3,150
Klamath																					
Total	1,130	1,075	890	70,875	68,974	64,716	970	1,027	543,551	491,057	641,130	913	786	888	120,009	83,879	100,173	318	405	58,979	39,140
None	------	------	------	-------	-------	-------	16	2	2,842	200	12,180	18	4	5	8,708	260	1,040	9	10	8,898	1,502
Under 25	424	360	494	6,419	5,854	11,913	322	336	45,724	45,405	123,562	272	203	487	9,441	6,414	20,851	41	159	2,695	5,760
25-49	293	296		10,099	10,127		251	283	71,752	65,652		248	230		16,064	13,806		69		4,162	
50-99	219	243	208	13,725	14,712	13,305	199	234	81,793	96,470	130,242	197	197	208	18,908	18,086	18,837	80	100	4,068	4,685
100-199	125	103	122	15,645	12,164	15,583	117	101	113,775	85,643	140,448	113	89	122	25,643	11,857	22,275	72	81	15,228	7,575

200-399	53	56	46	13,787	13,217	11,250	49	54	115,250	94,758	104,569	49	48	46	18,137	15,356	18,420	32	37	7,622	7,452
400-799	12	14	(1)	6,350	8,025	(1)	12	14	63,404	59,929	(1)	12	12	(1)	9,608	11,400	(1)	11	(1)	6,106	(1)
800 and over	4	3	(1)	4,850	4,875	(1)	4	3	49,011	43,000	(1)	4	3	(1)	13,500	6,700	(1)	4	(1)	10,200	(1)
400-699	9	8	16	4,250	3,775	7,440	9	8	41,009	30,776	72,335	9	7	16	5,578	5,800	10,800	8	14	2,606	5,766
700 and over	7	9	4	6,950	9,125	5,225	7	9	71,406	72,153	57,794	7	8	4	17,530	12,300	7,950	7	4	13,700	6,400
Lake																					
Total	360	373	386	22,511	20,858	19,629	316	365	171,502	148,064	161,548	285	292	371	29,984	23,543	29,257	110	115	10,018	10,547
None							3	3	1,172	310		3	3		122	75		3	1	114	18
Under 25	117	120	276	1,861	1,982	6,831	87	114	15,248	13,741	58,545	69	76	262	2,434	1,620	10,957	13	57	500	2,034
25-49	112	123		3,891	4,315		101	120	32,113	26,699		96	103		5,066	4,406		26		942	
50-99	87	80	71	5,334	5,049	4,596	83	80	40,101	30,630	36,833	76	66	70	6,927	4,700	6,243	40	34	2,279	2,249
100-199	25	32	29	3,225	4,065	3,547	23	30	18,100	31,168	30,190	23	28	29	5,685	5,852	4,465	14	13	2,397	1,307
200-399	11	13	7	2,550	2,947	1,655	11	13	26,618	26,555	15,357	10	12	7	3,300	4,890	3,035	8	7	1,230	1,313
400 and over	8	5	3	5,650	2,500	3,000	8	5	38,150	18,961	20,623	8	4	3	6,450	2,000	4,557	6	3	2,556	3,626
Lane																					
Total	3,270	3,652	3,123	383,235	309,885	277,120	2,997	3,369	3,915,318	2,576,699	2,750,509	2,738	2,639	3,085	590,085	378,837	424,016	1,164	1,346	327,017	190,492
None							39	15	86,017	2,136	13,999	59	14	26	32,114	1,142	4,074	47	23	32,702	4,375
Under 25	1,377	1,567	1,851	19,748	23,386	41,860	1,166	1,371	164,590	165,680	404,734	994	961	1,799	46,122	29,190	72,881	204	514	25,508	24,145
25-49	709	859		23,933	29,155		666	801	172,274	178,257		619	663		36,600	34,369		192		13,207	
50-99	382	548	568	23,830	33,978	36,521	349	518	153,860	209,256	332,508	322	440	562	34,154	39,653	50,309	154	286	12,304	16,789
100-199	293	286	321	38,109	35,638	40,752	278	279	304,088	245,607	374,998	263	225	317	71,950	38,731	64,843	165	205	38,512	29,560
200-399	262	238	236	68,231	60,568	61,580	254	233	688,495	504,267	625,890	238	198	235	98,640	74,528	91,947	193	183	53,833	40,614
400-799	172	108	(1)	88,413	57,615	(1)	170	108	887,381	561,796	(1)	168	94	(1)	114,316	65,789	(1)	146	(1)	57,525	(1)
800-1599	52	35	(1)	55,230	35,050	(1)	52	35	674,860	349,067	(1)	52	33	(1)	77,089	45,165	(1)	44	(1)	45,760	(1)
1600-3199	19	9	(1)	39,741	20,495	(1)	19	9	470,583	255,633	(1)	19	9	(1)	51,600	34,270	(1)	15	(1)	34,953	(1)
3200 and over	4	2	(1)	26,000	14,000	(1)	4	2	313,370	105,000	(1)	4	2	(1)	27,500	16,000	(1)	4	(1)	12,713	(1)
400-699	147	92	99	70,430	46,178	47,946	145	92	727,756	442,839	514,540	143	79	98	90,066	49,701	71,107	124	90	45,932	36,642
700-999	43	34	27	33,163	26,587	21,316	43	34	343,743	264,774	210,371	43	32	27	45,300	37,628	33,286	37	25	23,124	17,166
1000-2499	48	23	20	65,991	31,595	24,645	48	23	790,703	330,163	243,469	48	22	20	97,339	43,095	32,069	40	19	61,891	18,201
2500 and over	9	5	1	39,800	22,800	2,500	9	5	483,792	233,720	30,000	9	5	1	37,800	30,800	3,500	8	1	20,004	3,000
Lincoln																					
Total	762	714	582	22,077	22,749	20,939	685	688	145,735	180,947	203,006	544	546	559	27,517	24,907	29,282	146	154	8,151	9,835
None							5	8	655	1,145	1,921	8	6	4	422	235	425	4	3	47	420
Under 25	479	436	490	7,050	6,145	10,295	395	407	44,661	44,307	95,644	301	296	464	8,930	6,918	14,287	53	95	1,755	3,209
25-49	195	185		6,428	6,126		180	182	42,968	43,248		157	161		7,311	7,237		43		1,935	
50-99	64	68	59	3,994	4,293	3,791	61	66	25,218	29,994	35,667	56	62	58	4,772	4,618	4,742	28	30	1,684	1,362
100-199	17	15	23	2,145	1,778	2,992	17	15	14,968	16,474	27,021	15	12	23	1,992	1,513	4,204	11	17	928	1,526
200 and over	7	10	10	2,460	4,407	3,861	7	10	17,265	45,779	42,753	7	9	10	4,090	4,586	5,624	7	9	1,802	3,318
Linn																					
Total	2,763	3,042	2,688	233,633	232,197	216,558	2,585	2,825	2,027,566	1,843,029	2,207,190	2,337	2,027	2,688	388,444	259,517	310,206	931	1,262	207,317	119,564
None							19	17	10,397	9,027	12,435	19	6	16	102,316	2,313	1,339	12	17	101,791	1,595
Under 25	871	878	1,408	13,348	14,312	34,994	742	751	100,595	92,182	355,596	626	427	1,398	23,705	14,043	50,191	124	439	11,729	15,826
25-49	659	761		22,644	26,427		625	723	163,200	167,125		563	519		31,306	23,835		182		8,374	
50-99	557	697	614	35,811	43,996	39,441	539	688	278,420	303,055	362,338	500	503	610	47,365	38,910	50,678	221	315	13,617	16,982
100-199	393	411	400	51,000	51,646	51,715	382	386	422,980	395,758	480,044	359	314	399	66,471	72,939	66,788	207	274	26,031	22,707
200-399	195	238	204	50,841	58,692	50,999	191	223	453,449	499,097	562,947	183	208	203	57,174	63,298	74,612	132	163	22,942	30,208
400-799	70	48	(1)	33,552	23,674	(1)	69	48	323,754	251,199	(1)	69	43	(1)	34,509	24,079	(1)	42	(1)	14,956	(1)
800-1599	14	5	(1)	14,737	5,250	(1)	14	5	167,601	48,161	(1)	14	5	(1)	11,698	7,900	(1)	8	(1)	5,245	(1)
1600 and over	4	4	(1)	11,700	8,200	(1)	4	4	107,170	77,425	(1)	4	4	(1)	13,900	12,200	(1)	3	(1)	2,632	(1)
400-699	65	44	40	30,052	20,824	19,025	64	44	289,619	227,672	212,864	64	39	40	30,654	20,679	30,406	39	34	12,956	12,975
700-999	11	5	17	8,775	3,750	12,934	11	5	96,505	31,027	139,133	11	5	17	7,805	4,000	26,392	6	15	4,175	14,373
1000 and over	12	8	5	21,162	12,550	7,450	12	8	212,401	118,086	81,833	12	8	5	21,648	19,500	9,800	8	5	5,702	4,898
Malheur																					
Total	1,941	1,298	1,062	96,720	69,846	59,505	1,723	1,221	637,152	535,565	497,111	1,656	1,090	1,064	163,644	106,180	106,824	592	411	40,741	37,703
None							17	15	7,928	5,820	5,691	19	10	13	1,987	575	1,317	11	10	1,163	1,004
Under 25	570	380	641	9,286	6,132	16,707	457	325	58,079	47,143	139,134	405	249	633	18,708	9,632	33,486	86	166	4,421	9,147
25-49	643	403		22,434	14,271		579	382	136,158	103,929		554	351		41,519	23,485		163		8,154	

[1] Comparison with later censuses may be found in groups below beginning with 400-699.

COUNTY TABLE 1.—CHICKENS ON FARMS 1940, 1935, AND 1930; CHICKEN EGGS PRODUCED AND CHICKENS RAISED 1939, 1934, AND 1929; AND CHICKENS SOLD, 1939 AND 1929; CLASSIFIED BY NUMBER ON HAND—Continued

(Chickens on hand over 4 months old Apr. 1, 1940 and over 3 months old Jan. 1, 1935 and Apr. 1, 1930)

STATE OR COUNTY AND NUMBER OF CHICKENS ON HAND	CHICKENS ON HAND						CHICKEN EGGS PRODUCED					CHICKENS RAISED						CHICKENS SOLD			
	Farms reporting			Number			Farms reporting		Dozens			Farms reporting			Number			Farms reporting		Number	
	1940 (Apr.1)	1935 (Jan.1)	1930 (Apr.1)	1940 (Apr. 1)	1935 (Jan. 1)	1930 (Apr. 1)	1939	1934	1939	1934	1929	1939	1934	1929	1939	1934	1929	1939	1929	1939	1929
OREGON—Contd.																					
Malheur—Contd.																					
50-99	512	336	271	32,050	20,577	16,949	465	323	190,141	155,512	120,578	467	315	269	53,133	29,391	29,646	196	131	11,024	8,776
100-199	181	137	112	22,375	16,457	13,733	171	135	155,801	125,256	106,605	179	127	111	37,582	25,678	21,905	115	71	12,333	7,587
200-399	29	33	29	7,125	8,079	7,316	28	32	60,586	57,025	75,219	26	29	29	8,045	10,469	13,270	18	26	2,486	7,697
400 and over	6	9	(1)	3,450	4,330	(1)	6	9	28,479	40,880	(1)	6	9	(1)	2,670	6,950	(1)	3	(1)	1,160	(1)
400-699	3	8	7	1,200	3,530	3,300	3	8	7,424	30,380	34,154	3	8	7	1,170	5,850	5,950	3	7	1,160	3,492
700 and over	3	1	2	2,250	800	1,500	3	1	21,055	10,500	15,730	3	1	2	1,500	1,100	1,250				
Marion																					
Total	3,723	4,075	3,820	239,491	245,772	257,831	3,368	3,700	2,021,899	2,221,226	2,373,764	2,785	2,464	3,737	338,971	287,445	377,762	908	1,565	160,756	145,125
None	------	------	-----	-------	-------	-------	25	8	10,337	4,666	16,310	35	6	32	8,701	614	13,064	19	33	7,297	10,354
Under 25	1,505	1,466	2,283	21,700	22,875	53,497	1,262	1,207	162,223	163,878	476,612	903	603	2,206	32,936	19,365	84,829	147	591	14,225	22,377
25-49	983	1,099		33,297	37,361		908	1,029	244,269	284,920		786	686		46,251	32,184		204		17,545	
50-99	613	852	797	38,647	52,953	51,144	574	817	276,597	452,492	411,055	509	644	777	39,938	50,135	64,535	197	404	12,593	19,469
100-199	388	418	488	49,039	51,926	62,468	373	404	410,031	466,855	579,305	330	324	476	58,318	53,810	90,906	183	335	20,527	36,048
200-399	160	174	178	40,728	42,849	44,598	154	169	378,622	427,141	431,240	150	145	173	55,581	62,986	65,046	103	137	26,183	28,899
400-799	54	57	(1)	27,603	27,883	(1)	52	57	250,710	313,257	(1)	52	50	(1)	40,710	44,421	(1)	37	(1)	22,309	(1)
800-1599	17	8	(1)	19,577	8,125	(1)	17	8	221,812	92,017	(1)	17	5	(1)	46,036	19,930	(1)	15	(1)	36,277	(1)
1600 and over	3	1	(1)	8,900	1,800	(1)	3	1	67,298	16,000	(1)	3	1	(1)	10,500	4,000	(1)	3	(1)	3,800	(1)
400-699	46	53	57	21,803	25,083	26,683	45	53	179,638	280,617	278,927	44	46	56	24,310	41,496	33,551	29	50	8,905	17,478
700-999	13	8	10	10,145	6,275	7,787	12	8	125,272	70,712	73,854	13	7	10	47,535	6,505	12,584	12	9	41,654	6,875
1000-2499	12	5	6	15,232	6,450	6,100	12	5	167,612	69,945	60,430	12	3	6	14,901	20,350	7,350	11	6	8,027	3,625
2500 and over	3	------	1	8,900	-------	5,554	3	-----	67,298	-------	46,031	3	-----	1	10,500	-------	5,897	3	-----	3,800	-------
Morrow																					
Total	436	550	527	27,028	39,309	32,125	420	510	194,748	271,851	262,800	368	472	528	45,735	49,473	48,911	156	196	14,946	13,770
None	------	------	-----	-------	-------	-------	6	1	1,199	120	630	7	-----	2	1,282	-------	123	7	3	1,505	63
Under 25	109	93	258	1,870	1,697	7,016	98	80	14,723	12,430	59,337	66	59	257	4,881	2,009	12,616	24	69	1,516	3,192
25-49	135	136		4,788	4,896		132	126	35,916	31,885		119	114		9,006	6,716		39		3,101	
50-99	118	187	165	7,351	11,753	10,045	112	175	52,911	78,257	79,898	105	175	165	11,166	17,292	15,664	45	67	2,841	3,946
100-199	53	100	82	6,514	12,388	9,814	52	96	44,316	84,858	78,190	50	90	82	10,150	13,026	14,025	28	47	2,216	4,301
200-399	18	29	21	4,705	6,475	4,830	17	28	29,515	54,391	44,245	18	29	21	6,850	8,655	5,551	13	10	3,767	2,268
400 and over	3	5	1	1,800	2,100	420	3	4	16,168	9,910	500	3	5	1	2,400	1,775	932				
Multnomah																					
Total	1,262	1,241	1,065	100,278	85,044	96,998	1,181	1,162	973,560	899,845	950,341	1,057	670	1,066	208,578	148,939	167,529	343	436	115,138	76,768
None	------	------	-----	-------	-------	-------	31	1	8,631	300	3,242	36	6	12	34,419	474	1,416	18	12	21,639	997
Under 25	630	676	698	8,615	9,592	15,148	562	617	68,736	86,646	129,820	467	291	690	13,718	7,369	31,070	64	171	2,984	10,440
25-49	304	269		9,871	9,035		286	259	80,063	86,464		267	173		17,037	9,402		72		5,379	
50-99	147	136	145	9,242	8,418	9,398	129	133	60,882	81,882	89,406	126	91	144	14,444	7,652	14,867	67	75	4,740	5,291
100-199	54	74	93	7,164	9,324	11,787	50	70	50,035	98,323	112,164	47	46	91	9,996	9,472	19,316	27	65	4,026	8,744
200-399	64	39	74	17,003	10,025	19,388	61	35	157,682	110,361	186,459	53	25	74	24,499	10,525	41,644	44	63	9,401	22,361
400-799	42	30	(1)	22,840	14,831	(1)	41	30	274,279	162,672	(1)	40	22	(1)	31,080	75,860	(1)	32	(1)	15,468	(1)
800 and over	21	17	(1)	25,543	23,819	(1)	21	17	273,252	273,197	(1)	21	16	(1)	63,385	28,185	(1)	19	(1)	51,501	(1)
400-699	34	29	27	17,170	14,131	13,168	33	29	210,813	151,357	135,895	32	21	27	24,100	74,860	22,332	26	24	12,686	10,912
700-999	14	5	15	10,620	4,000	11,910	14	5	124,968	48,615	118,710	14	5	15	21,465	4,500	13,657	11	13	14,889	7,930
1000 and over	15	13	13	20,593	20,519	16,199	15	13	211,750	235,897	174,645	15	12	13	48,900	24,685	23,227	14	13	39,394	10,093

Polk																				
Total	1,403	1,489	1,492	78,746	87,279	98,097	1,273	1,373	729,500	616,568	910,008	1,023	1,089	1,455	90,429	105,841	139,097	362	592	37,758	61,808
None							12	10	4,996	3,205	12,017	10	5	9	3,281	210	1,507	7	10	3,316	3,033
Under 25	615	585	975	8,921	8,950	23,364	514	501	67,638	44,706	200,599	364	355	932	12,018	9,958	34,694	72	262	4,073	10,416
25-49	412	418		13,818	14,477		384	396	102,313	75,186		326	324		15,124	17,716		104		3,874	
50-99	204	287	294	12,598	17,622	18,728	193	272	92,565	100,124	157,956	170	227	293	13,025	18,993	24,829	76	159	3,591	8,455
100-199	106	131	133	13,429	16,178	16,903	106	126	116,635	102,095	138,907	91	114	132	15,910	16,105	24,451	61	91	7,847	9,730
200-399	42	40	60	10,695	10,183	15,477	40	40	101,477	80,178	160,297	40	37	59	13,056	15,230	24,511	23	44	5,296	12,372
400-799	19	22	(1)	10,725	11,159	(1)	19	22	111,046	120,327	(1)	17	21	(1)	10,795	14,729	(1)	14	(1)	5,903	(1)
800 and over	5	6	(1)	8,560	8,710	(1)	5	6	132,830	90,747	(1)	5	6	(1)	7,220	12,900	(1)	5	(1)	3,858	(1)
400-699	12	19	19	5,800	9,059	9,560	12	19	54,922	104,527	100,448	10	18	19	4,795	12,179	13,155	8	16	2,438	6,850
700-999	7	6	6	4,925	4,500	4,765	7	6	56,124	30,730	48,518	7	6	6	6,000	4,850	5,150	6	5	3,465	3,660
1000 and over	5	3	5	8,560	6,310	9,300	5	3	132,830	75,817	91,266	5	3	5	7,220	10,600	10,800	5	5	3,858	7,292
Sherman																				
Total	292	338	323	17,760	24,606	17,522	287	333	152,559	167,543	155,086	255	302	325	30,875	34,938	30,016	97	102	9,008	6,720
None							2	1	965	12	50	2		2	350		250	3	3	350	248
Under 25	43	43	163	717	771	4,794	39	41	6,196	6,316	44,909	22	28	163	976	1,216	8,999	6	35	209	1,186
25-49	91	78		3,219	2,795		91	76	28,673	19,211		83	71		7,749	4,080		23		2,725	
50-99	112	134	115	6,972	8,510	7,159	111	133	55,237	54,672	61,484	104	124	115	11,495	13,002	11,448	41	38	2,589	2,229
100-199	40	65	43	4,732	7,715	5,169	38	64	37,141	50,369	44,987	38	63	43	7,870	10,640	8,819	24	26	3,135	3,057
200 and over	6	18	2	2,120	4,815	400	6	18	24,347	36,963	3,656	6	16	2	2,435	6,000	500				
Tillamook																				
Total	756	753	669	22,638	24,543	23,458	679	704	181,667	227,237	237,959	607	617	676	31,598	30,155	34,462	118	197	12,004	8,643
None							4	2	210	120	2,440	5	1	9	99	50	402	3	9	56	264
Under 25	444	391	570	6,429	6,145	12,508	378	358	48,807	58,080	121,278	329	288	568	7,929	6,965	20,055	36	144	1,009	3,646
25-49	225	265		7,290	8,546		214	251	53,110	75,051		195	239		7,404	8,787		31		1,271	
50-99	65	77	68	4,018	4,702	3,972	63	74	29,750	39,162	39,139	57	70	68	4,816	4,886	5,421	31	23	1,915	1,138
100-199	15	11	18	1,876	1,315	2,218	14	10	14,980	11,235	21,684	14	10	18	3,075	4,030	3,159	11	10	1,678	1,075
200 and over	7	9	13	3,025	3,835	4,760	6	9	34,810	43,589	53,418	7	9	13	8,275	5,437	5,425	6	11	6,075	2,520
Umatilla																				
Total	1,852	2,112	1,810	117,286	128,247	115,491	1,737	2,030	823,706	901,550	1,011,821	1,603	1,810	1,802	193,754	174,746	185,785	642	712	70,192	65,541
None							18	5	3,768	2,343	18,830	18	6	21	2,533	1,009	3,381	9	15	1,625	2,317
Under 25	624	733	1,088	9,970	12,193	27,406	560	681	84,174	82,152	237,190	478	566	1,063	21,966	23,268	54,741	110	330	6,973	17,546
25-49	519	568		18,022	19,987		493	547	126,430	120,691		455	505		31,598	30,321		155		8,858	
50-99	401	492	465	25,300	31,336	29,290	379	484	167,909	212,886	206,566	369	442	463	39,847	42,363	47,122	180	206	11,302	11,675
100-199	207	225	173	25,088	27,243	21,680	191	221	134,953	171,732	187,145	186	207	171	37,060	34,951	32,663	113	94	11,488	12,376
200-399	69	67	52	16,497	16,851	12,785	65	65	105,258	124,495	129,660	65	59	52	27,681	19,724	17,058	47	38	11,719	7,189
400-799	25	20	(1)	12,278	11,270	(1)	24	20	99,136	111,243	(1)	25	18	(1)	22,635	13,070	(1)	21	(1)	13,485	(1)
800 and over	7	7	(1)	10,111	9,367	(1)	7	7	102,078	76,008	(1)	7	7	(1)	10,434	10,040	(1)	7	(1)	4,742	(1)
400-699	24	16	20	11,578	8,370	9,650	23	16	96,136	73,680	92,924	24	15	20	21,735	10,120	11,660	20	17	13,025	5,713
700-999	4	4	6	3,260	2,900	4,550	4	4	26,876	37,563	46,497	4	3	6	3,254	2,950	6,560	4	6	2,110	2,725
1000 and over	4	7	6	7,551	9,367	10,130	4	7	78,202	76,008	93,009	4	7	6	8,080	10,040	12,600	4	5	3,092	6,000
Union																				
Total	1,030	1,080	1,025	53,620	58,973	57,111	974	1,059	388,415	427,277	480,555	946	975	1,019	97,522	82,052	99,049	376	462	31,524	36,543
None							10	7	6,653	629	3,869	10	7	10	5,072	370	709	7	9	5,135	616
Under 25	314	319	651	5,057	5,298	16,894	269	300	32,001	33,879	152,266	242	251	639	10,091	8,693	32,244	46	221	2,765	9,116
25-49	338	345		11,705	12,145		327	340	88,273	81,126		322	320		22,809	19,099		111		5,543	
50-99	259	282	253	16,054	17,535	16,195	253	279	108,851	105,704	125,894	255	269	251	29,481	24,314	28,304	134	140	9,189	10,313
100-199	81	102	95	10,224	12,715	11,709	78	101	70,063	93,382	104,010	80	97	93	14,239	15,871	18,485	50	67	3,823	7,193
200-399	31	23	19	7,280	5,530	4,838	30	23	57,224	54,386	33,715	30	22	19	10,755	6,765	8,395	23	18	3,964	3,638
400 and over	7	9	7	3,300	5,750	7,475	7	9	25,350	58,171	60,801	7	9	7	5,075	6,940	10,912	5	7	1,105	5,667
Wallowa																				
Total	848	872	775	34,929	33,995	30,431	791	845	215,827	219,954	237,612	767	779	766	55,188	47,638	50,872	186	225	8,840	10,911
None							6	4	1,108	900	1,798	6	5	10	329	125	364	2	5	17	132
Under 25	275	290	578	4,681	4,954	14,452	239	265	28,423	32,657	109,383	211	213	559	7,730	7,671	23,666	32	119	866	3,472
25-49	334	350		11,788	12,621		315	344	72,497	81,138		314	334		18,858	18,913		69		2,865	

[1] Comparison with later censuses may be found in groups below beginning with 400-699.

COUNTY TABLE 1.—CHICKENS ON FARMS 1940, 1935, AND 1930; CHICKEN EGGS PRODUCED AND CHICKENS RAISED 1939, 1934, AND 1929; AND CHICKENS SOLD, 1939 AND 1929; CLASSIFIED BY NUMBER ON HAND—Continued

(Chickens on hand over 4 months old Apr. 1, 1940 and over 3 months old Jan. 1, 1935 and Apr. 1, 1930)

STATE OR COUNTY AND NUMBER OF CHICKENS ON HAND	CHICKENS ON HAND						CHICKEN EGGS PRODUCED					CHICKENS RAISED						CHICKENS SOLD			
	Farms reporting			Number			Farms reporting		Dozens			Farms reporting			Number			Farms reporting		Number	
	1940 (Apr. 1)	1935 (Jan. 1)	1930 (Apr. 1)	1940 (Apr. 1)	1935 (Jan. 1)	1930 (Apr. 1)	1939	1934	1939	1934	1929	1939	1934	1929	1939	1934	1929	1939	1929	1939	1929
OREGON—Contd.																					
Wallowa—Contd.																					
50-99	188	203	149	11,599	12,526	9,141	182	203	74,717	80,144	68,387	185	198	149	17,449	17,390	15,681	57	69	2,369	3,641
100-199	45	25	38	5,221	2,825	4,338	43	25	29,488	18,055	35,456	45	25	38	8,339	2,489	6,358	22	24	2,195	1,844
200 and over	6	4	10	1,640	1,069	2,500	6	4	9,594	7,060	22,588	6	4	10	2,483	1,050	4,803	4	8	528	1,822
Wasco																					
Total	719	815	820	32,441	42,585	41,847	658	757	231,964	314,533	365,743	611	583	828	53,408	44,059	67,913	193	309	21,377	20,894
None	———	———	———	———	———	———	12	7	3,588	1,327	11,955	5	6	14	184	360	963	5	3	391	662
Under 25	280	312	582	4,400	5,354	14,180	241	267	32,927	41,756	108,140	215	179	577	8,363	6,251	24,694	27	169	2,181	6,363
25-49	232	232		8,199	8,049		210	217	54,479	57,822		202	180		13,103	8,607		61		4,064	
50-99	138	173	164	8,856	10,781	10,389	131	170	62,519	72,792	86,671	126	140	163	15,413	10,870	15,979	61	86	7,028	4,622
100-199	53	75	46	6,286	9,401	5,625	49	74	43,402	65,501	49,758	48	63	46	9,215	9,126	7,583	26	31	4,144	2,323
200-399	13	12	19	3,300	3,000	4,843	12	11	21,189	23,755	41,833	12	7	19	5,530	1,745	9,429	10	11	2,519	3,230
400 and over	3	11	9	1,400	6,000	6,810	3	11	13,860	51,580	67,385	3	8	9	1,600	7,100	9,265	3	9	1,050	3,694
Washington																					
Total	2,970	3,479	3,128	232,889	257,284	267,123	2,780	3,126	2,419,589	2,378,031	2,862,044	2,418	2,384	3,079	368,846	319,264	453,028	792	1,374	184,289	188,514
None	———	———	———	———	———	———	40	9	27,018	3,148	16,180	83	8	24	10,619	231	2,302	30	29	8,489	2,902
Under 25	1,311	1,479	1,895	18,925	21,790	43,983	1,145	1,280	157,361	145,412	448,234	899	862	1,833	37,072	25,402	75,209	136	523	16,500	23,198
25-49	741	894		24,612	30,616		708	800	186,246	228,331		617	691		53,905	34,125		137		22,320	
50-99	422	534	583	26,478	32,873	37,488	401	487	225,560	262,809	378,482	359	384	579	40,870	33,322	58,484	167	317	19,441	20,736
100-199	228	285	336	28,965	35,899	43,272	223	272	290,594	333,584	468,792	209	207	332	46,333	38,083	63,609	124	237	15,970	27,678
200-399	141	170	188	36,711	42,077	49,539	138	166	372,736	442,017	527,586	129	135	186	43,597	54,692	76,473	98	153	18,718	38,248
400-799	84	82	(1)	42,119	42,879	(1)	82	78	490,349	459,607	(1)	80	69	(1)	53,500	58,109	(1)	62	(1)	23,992	(1)
800-1599	31	26	(1)	31,319	28,400	(1)	31	26	385,368	303,498	(1)	30	20	(1)	51,950	35,100	(1)	26	(1)	37,245	(1)
1600 and over	12	9	(1)	23,760	22,750	(1)	12	8	284,357	199,525	(1)	12	8	(1)	31,000	40,200	(1)	12	(1)	21,614	(1)
400-699	75	68	77	35,819	32,829	38,550	73	64	416,262	339,266	424,191	72	58	76	46,925	46,483	57,461	54	69	20,862	30,825
700-999	25	22	26	19,419	16,650	20,725	25	22	243,205	211,641	184,247	23	17	26	32,575	18,676	31,800	22	24	22,390	16,609
1000 and over	27	27	23	41,960	44,550	35,586	27	26	500,607	411,723	414,332	27	22	23	56,950	68,250	87,690	24	22	39,599	28,318
Wheeler																					
Total	211	267	253	10,081	13,544	11,094	198	259	69,589	65,611	91,771	192	236	255	16,869	18,295	20,747	82	122	4,726	7,419
None	———	———	———	———	———	———	2	7	1,090	657	550	1	6	3	12	367	63	———	4	———	99
Under 25	60	81	171	1,038	1,405	4,938	53	70	7,145	6,795	38,742	50	57	170	1,990	1,951	10,856	9	72	421	3,763
25-49	80	89		2,854	3,068		75	86	17,727	17,691		73	80		6,594	5,442		35		2,281	
50-99	57	65	68	3,521	4,194	4,091	54	65	22,879	22,248	34,824	54	64	68	5,368	5,810	7,278	33	39	1,260	2,662
100 and over	14	32	14	2,668	4,877	2,065	14	31	20,748	18,220	17,655	14	29	14	2,905	4,725	2,550	5	7	764	895
Yamhill																					
Total	2,058	2,279	2,133	137,460	141,549	145,941	1,856	2,136	1,267,842	1,246,614	1,353,707	1,659	1,757	2,077	192,766	174,991	214,198	589	899	84,268	91,669
None	———	———	———	———	———	———	19	5	7,092	10,375	2,297	21	6	7	2,529	972	434	22	8	3,097	620
Under 25	870	896	1,341	12,925	13,666	31,606	739	794	94,826	90,817	281,980	597	575	1,286	19,252	16,445	49,538	94	411	5,376	17,807
25-49	570	641		19,296	21,783		511	615	120,318	152,873		474	538		26,047	27,343		159		8,747	
50-99	321	424	435	20,164	26,328	27,238	297	409	132,773	215,568	201,759	289	358	429	25,789	31,007	38,624	117	222	7,827	12,328
100-199	149	189	201	18,365	23,559	25,627	145	186	167,170	205,078	204,291	134	160	201	27,560	28,442	36,093	90	126	11,624	13,243

200-399	92	84	104	24,059	21,308	26,652	89	82	216,646	192,632	280,141	88	77	103	33,705	28,376	39,921	66	86	16,274	23,708
400-799	37	31	(1)	19,501	16,289	(1)	37	31	206,480	162,887	(1)	37	29	(1)	30,894	22,206	(1)	25	(1)	15,150	(1)
800-1599	15	11	(1)	15,350	12,400	(1)	15	11	185,687	146,124	(1)	15	11	(1)	17,290	14,800	(1)	13	(1)	12,573	(1)
1600 and over	4	3	(1)	7,800	6,216	(1)	4	3	136,850	70,260	(1)	4	3	(1)	9,700	5,400	(1)	3	(1)	3,600	(1)
400-699	31	27	38	15,301	13,379	18,595	31	27	172,230	128,595	211,134	31	25	37	22,194	18,806	28,838	19	33	9,320	12,863
700-999	11	8	6	8,300	6,110	4,750	11	8	77,402	62,292	56,040	11	8	6	14,740	6,700	8,300	11	6	9,255	4,050
1000 and over	14	10	8	19,050	15,416	11,473	14	10	279,385	188,384	116,065	14	10	8	20,950	16,900	12,450	11	7	12,748	7,050
PENNSYLVANIA																					
Total	139,701	167,368	156,871	15,136,891	16,520,302	15,446,514	133,166	160,549	125,567,027	112,217,347	119,624,063	121,826	144,128	155,931	28,018,758	23,597,982	25,640,160	84,578	111,768	16,118,662	15,310,130
None	------	------	------	-------	-------	-------	1,821	382	1,200,523	164,988	446,661	2,402	505	993	1,256,282	164,795	252,327	1,977	938	1,181,034	187,482
Under 25	28,027	28,789	58,742	407,530	433,748	1,641,074	24,102	25,334	3,028,381	2,590,412	12,729,246	19,731	20,288	57,406	1,125,861	668,468	3,263,000	7,063	29,700	589,955	1,446,490
25-49	33,147	42,397		1,104,065	1,407,317		31,063	40,571	7,522,357	8,312,967		27,756	36,173		2,189,709	1,962,909		15,164		998,759	
50-99	33,059	44,299	47,423	2,113,980	2,814,417	3,082,326	31,773	43,144	14,954,929	16,957,081	22,721,127	29,335	39,602	47,109	3,948,022	3,807,217	5,086,967	22,273	36,256	1,970,088	2,457,102
100-199	24,879	31,057	32,186	3,145,326	3,894,615	4,084,799	24,144	30,524	24,195,557	24,458,133	29,698,669	22,950	28,350	32,017	5,573,646	5,382,430	6,433,503	19,920	27,890	2,947,706	3,504,243
200-399	13,854	14,728	13,477	3,494,539	3,703,063	3,384,989	13,587	14,561	28,870,358	25,885,769	26,093,379	13,095	13,491	13,392	5,660,319	5,124,811	5,208,391	11,998	12,270	3,155,152	2,803,204
400-799	5,104	4,663	(1)	2,561,488	2,348,209	(1)	5,056	4,617	23,515,977	18,077,628	(1)	4,962	4,357	(1)	4,155,953	3,415,142	(1)	4,655	(1)	2,454,138	(1)
800-1599	1,287	1,183	(1)	1,321,970	1,221,439	(1)	1,276	1,170	12,736,662	10,078,348	(1)	1,274	1,119	(1)	2,298,579	1,893,998	(1)	1,192	(1)	1,480,152	(1)
1600-3199	279	201	(1)	607,218	443,362	(1)	279	196	6,005,862	3,595,122	(1)	276	194	(1)	1,083,067	788,326	(1)	271	(1)	780,486	(1)
3200 and over	65	51	(1)	380,775	254,134	(1)	65	50	3,536,421	2,096,899	(1)	65	49	(1)	749,320	389,886	(1)	65	(1)	561,232	(1)
400-699	4,597	4,232	3,602	2,201,059	2,039,450	1,720,534	4,549	4,191	20,071,511	15,622,701	14,371,187	4,465	3,948	3,578	3,565,091	2,955,766	2,710,410	4,181	3,353	2,107,057	1,505,680
700-999	1,096	946	868	853,634	744,324	679,404	1,093	937	8,325,256	6,000,017	6,001,973	1,079	895	864	1,388,027	1,114,041	1,167,246	1,015	809	830,750	659,990
1000-2499	890	800	529	1,195,243	1,034,635	695,852	882	788	11,415,556	8,572,310	6,187,812	881	761	528	2,185,006	1,660,376	1,254,839	841	509	1,500,237	756,946
2500 and over	152	120	44	621,515	448,735	157,556	152	117	5,982,599	3,652,969	1,374,009	152	115	44	1,148,795	757,169	303,477	146	43	837,964	188,993
Adams																					
Total	2,735	3,279	3,146	420,558	466,670	448,775	2,633	3,209	3,289,959	3,238,426	3,394,042	2,420	2,949	3,153	581,636	519,743	611,711	1,856	2,598	303,985	333,885
None	------	------	------	-------	-------	-------	17	7	7,561	3,995	11,028	19	6	17	4,897	1,284	2,065	16	19	2,974	2,975
Under 25	285	286	565	4,274	4,379	16,137	243	249	27,125	24,787	120,395	194	222	563	10,124	7,274	32,643	65	300	5,172	13,503
25-49	385	477		13,039	16,066		351	459	80,360	86,076		303	412		21,990	18,769		156		10,450	
50-99	559	739	777	36,531	47,909	52,374	542	729	239,526	294,353	386,413	502	662	775	54,678	48,926	80,810	351	601	25,728	38,216
100-199	747	950	1,002	97,298	123,301	131,872	729	940	686,833	770,735	935,232	690	879	998	129,995	130,084	171,459	588	915	61,239	88,142
200-399	570	639	648	145,050	160,726	161,894	564	637	1,085,579	1,118,845	1,219,390	530	590	646	180,367	176,841	205,318	504	617	94,520	122,269
400-799	157	155	(1)	76,786	73,789	(1)	155	155	677,265	564,254	(1)	150	145	(1)	89,993	81,203	(1)	144	(1)	48,466	(1)
800-1599	26	29	(1)	26,200	31,500	(1)	26	29	237,510	271,941	(1)	26	29	(1)	49,892	39,662	(1)	26	(1)	31,286	(1)
1600 and over	6	4	(1)	21,400	9,000	(1)	6	4	248,200	103,440	(1)	6	4	(1)	39,700	15,700	(1)	6	(1)	24,100	(1)
400-699	143	148	124	66,596	68,839	56,618	141	148	598,990	526,219	468,711	136	139	124	73,445	74,153	65,571	131	119	40,511	34,555
700-999	26	15	18	20,020	11,550	14,180	26	15	170,206	96,235	102,614	26	14	18	30,740	12,092	22,945	25	17	18,191	12,150
1000-2499	15	24	12	17,950	31,400	15,700	15	24	152,579	296,181	150,261	15	24	12	38,900	46,320	30,900	15	12	24,850	22,077
2500 and over	5	1	-----	19,800	2,500	--------	5	1	241,200	21,000	--------	5	1	-----	36,500	4,000	--------	5	-----	22,500	--------
Allegheny																					
Total	2,186	2,968	2,625	237,956	267,488	272,478	2,074	2,784	1,734,621	1,766,728	2,070,001	1,928	2,523	2,622	495,682	489,263	476,381	1,084	1,609	279,342	211,728
None	------	------	------	-------	-------	-------	56	2	11,822	206	6,795	87	17	25	26,635	7,551	3,866	40	16	23,290	2,290
Under 25	418	654	1,020	6,054	9,817	28,305	357	565	42,485	54,897	226,819	300	430	1,007	16,297	16,037	60,053	64	384	5,316	20,575
25-49	560	822		18,251	26,817		517	761	110,509	147,954		450	701		32,836	41,557		174		10,592	
50-99	561	733	832	35,053	45,323	53,598	522	711	205,039	264,466	369,558	488	681	822	83,551	73,864	88,790	297	565	40,046	56,435
100-199	357	478	482	44,405	57,958	59,945	338	470	287,292	359,921	422,350	325	440	478	72,334	99,058	97,658	264	392	33,707	43,330
200-399	187	191	198	45,834	46,993	49,919	181	187	340,310	324,788	365,345	177	174	197	81,096	80,468	75,349	154	167	47,740	38,548
400-799	66	55	(1)	35,275	28,055	(1)	66	55	254,436	224,271	(1)	88	47	(1)	59,783	43,950	(1)	59	(1)	34,443	(1)
800-1599	27	24	(1)	29,024	24,500	(1)	27	24	227,166	179,037	(1)	27	22	(1)	65,750	54,200	(1)	22	(1)	45,758	(1)
1600 and over	10	11	(1)	24,060	28,025	(1)	10	11	255,762	211,188	(1)	10	11	(1)	57,400	72,600	(1)	10	(1)	38,450	(1)
400-699	56	52	52	28,126	25,955	25,080	56	52	210,106	201,071	219,887	56	44	52	50,233	40,650	58,588	51	48	29,073	27,096
700-999	16	14	20	12,274	11,200	15,341	16	14	89,020	91,990	119,772	16	13	20	17,950	18,600	25,832	14	18	11,348	14,610
1000-2499	25	19	17	30,888	26,925	24,490	25	19	258,006	202,075	205,229	25	18	17	86,350	71,000	52,245	20	16	57,337	24,346
2500 and over	6	5	4	17,072	16,500	15,800	6	5	180,232	119,360	134,446	6	5	4	28,400	40,500	14,000	6	3	20,893	4,500
Armstrong																					
Total	2,664	3,068	2,515	193,767	209,890	185,849	2,476	2,912	1,424,689	1,363,797	1,551,474	2,268	2,651	2,509	273,310	246,789	273,781	1,548	1,820	147,445	147,630
None	------	------	------	-------	-------	-------	23	2	5,159	480	2,465	29	3	12	9,716	56	839	27	11	9,528	651
Under 25	677	611	1,084	9,489	9,055	31,156	578	527	79,510	49,996	266,861	477	407	1,073	22,147	12,756	52,488	190	600	10,998	21,994
25-49	780	929		26,259	31,659		720	890	181,462	182,582		657	813		42,254	41,519		404		17,520	

[1] Comparison with later censuses may be found in groups below beginning with 400-699.

COUNTY TABLE 1.—CHICKENS ON FARMS 1940, 1935, AND 1930; CHICKEN EGGS PRODUCED AND CHICKENS RAISED 1939, 1934, AND 1929; AND CHICKENS SOLD, 1939 AND 1929; CLASSIFIED BY NUMBER ON HAND—Continued

(Chickens on hand over 4 months old Apr. 1, 1940 and over 3 months old Jan. 1, 1935 and Apr. 1, 1930)

STATE OR COUNTY AND NUMBER OF CHICKENS ON HAND	CHICKENS ON HAND						CHICKEN EGGS PRODUCED					CHICKENS RAISED						CHICKENS SOLD			
	Farms reporting			Number			Farms reporting		Dozens			Farms reporting			Number			Farms reporting		Number	
	1940 (Apr.1)	1935 (Jan.1)	1930 (Apr.1)	1940 (Apr. 1)	1935 (Jan. 1)	1930 (Apr. 1)	1939	1934	1939	1934	1929	1939	1934	1929	1939	1934	1929	1939	1929	1939	1929
PENNSYLVANIA—Continued																					
Armstrong—Con.																					
50-99	657	890	886	42,067	58,011	57,161	633	868	304,738	370,734	460,492	602	831	883	64,725	69,744	84,991	476	717	30,544	43,754
100-199	347	474	407	43,957	58,035	50,632	330	466	324,175	395,175	394,301	310	447	404	58,607	63,850	64,757	272	361	32,441	35,541
200-399	154	133	107	38,288	31,525	26,800	147	130	296,186	216,971	241,782	147	121	106	49,451	39,461	39,698	138	101	28,614	25,511
400-799	36	22	(1)	18,007	10,857	(1)	35	21	137,797	80,721	(1)	35	21	(1)	17,270	11,773	(1)	32	(1)	11,385	(1)
800 and over	13	9	(1)	15,700	10,750	(1)	10	8	95,662	67,138	(1)	11	8	(1)	9,140	7,630	(1)	9	(1)	6,417	(1)
400-699	34	22	21	16,557	10,857	9,950	33	21	125,897	80,721	94,112	33	21	21	16,070	11,773	14,960	30	20	10,585	9,879
700-999	3	5	6	2,350	4,175	4,600	3	5	19,100	43,371	45,522	3	5	6	1,800	4,250	9,250	3	6	1,400	6,150
1000 and over	12	4	4	14,800	6,575	5,550	9	3	88,462	23,767	45,941	10	3	4	8,540	3,400	6,800	8	4	5,817	4,150
Beaver																					
Total	1,688	2,058	1,755	125,157	141,533	135,538	1,533	1,897	962,641	778,948	1,026,259	1,485	1,694	1,742	215,937	199,625	237,551	872	1,055	104,902	105,642
None	—	—	—	—	—	—	32	4	13,101	2,178	1,255	60	9	5	7,434	780	233	27	5	3,815	292
Under 25	421	427	719	6,234	6,400	19,097	341	334	40,865	28,443	144,227	301	258	707	15,329	9,411	39,924	97	314	5,252	16,774
25-49	481	639		16,246	21,065		430	594	111,823	90,249		393	519		32,406	34,584		198		13,682	
50-99	412	598	605	25,590	37,065	38,811	372	581	167,722	177,103	284,446	372	544	600	44,627	53,324	68,395	250	409	18,234	29,775
100-199	237	277	313	29,499	33,568	39,785	225	268	213,158	174,924	276,278	225	254	312	45,047	44,322	64,149	181	230	20,354	27,035
200-399	95	78	88	22,303	18,610	21,440	91	78	175,640	115,553	179,157	92	73	88	35,155	23,576	32,525	82	75	18,025	16,187
400-799	32	30	(1)	14,725	15,800	(1)	32	29	144,907	114,966	(1)	32	28	(1)	22,139	24,528	(1)	27	(1)	12,790	(1)
800 and over	10	9	(1)	10,560	9,025	(1)	10	9	95,425	75,532	(1)	10	9	(1)	13,800	9,100	(1)	10	(1)	12,750	(1)
400-699	30	24	24	13,325	11,600	11,555	30	23	131,074	84,286	93,396	30	22	24	19,031	15,728	18,125	25	18	10,335	8,904
700-999	7	10	5	5,760	7,625	3,850	7	10	46,858	65,442	37,900	7	10	5	7,408	12,200	12,200	7	3	5,705	5,475
1000 and over	5	5	1	6,200	5,600	1,000	5	5	62,400	40,770	9,600	5	5	1	9,500	5,700	2,000	5	1	9,500	1,200
Bedford																					
Total	2,664	2,985	3,006	185,253	223,765	213,875	2,550	2,928	1,493,894	1,209,951	1,406,254	2,443	2,771	2,967	318,315	321,283	319,576	1,682	2,413	151,523	167,189
None	—	—	—	—	—	—	13	9	4,782	1,430	3,155	25	8	12	2,616	376	1,326	16	11	1,764	1,002
Under 25	512	333	1,181	7,945	5,355	36,189	456	310	56,704	28,051	241,630	430	257	1,144	22,436	7,805	63,389	178	788	10,094	30,819
25-49	787	795		26,608	27,251		760	769	196,880	138,912		704	731		54,538	41,063		431		23,728	
50-99	773	1,084	1,205	48,829	70,075	79,807	747	1,070	376,720	362,840	504,301	727	1,023	1,192	86,946	98,538	114,347	565	1,039	41,024	60,233
100-199	458	624	515	56,764	76,815	64,497	442	622	466,036	398,576	411,847	428	609	514	88,853	106,888	87,137	375	480	41,087	47,218
200-399	107	121	85	26,531	27,804	20,667	105	120	231,418	159,351	136,113	102	115	85	40,441	37,413	29,662	92	77	19,756	14,656
400-799	22	24	(1)	11,076	12,465	(1)	22	24	103,358	81,702	(1)	22	24	(1)	16,435	24,700	(1)	20	(1)	10,250	(1)
800 and over	5	4	(1)	7,500	4,000	(1)	5	4	57,996	39,089	(1)	5	4	(1)	6,050	4,500	(1)	5	(1)	3,820	(1)
400-699	19	20	12	8,926	9,615	5,790	19	20	75,945	71,144	50,493	19	20	12	13,285	21,150	9,215	17	10	7,925	4,911
700 and over	8	8	8	9,650	6,850	6,925	8	8	85,409	49,647	58,715	8	8	8	9,200	8,050	14,500	8	8	6,145	8,350
Berks																					
Total	4,538	5,320	4,978	635,876	740,393	730,322	4,399	5,174	5,199,042	4,444,635	5,337,134	4,074	4,730	4,992	1,241,095	1,035,605	1,103,093	3,226	3,700	732,838	555,521
None	—	—	—	—	—	—	56	11	53,052	3,855	16,548	70	10	35	31,028	1,100	7,088	57	22	26,783	3,810
Under 25	543	566	1,088	7,774	8,463	30,770	475	496	78,110	41,053	230,616	376	367	1,081	30,038	14,106	65,971	170	479	17,723	28,897
25-49	808	922		26,820	30,385		754	881	195,950	137,333		654	777		73,380	41,137		385		44,592	
50-99	1,115	1,244	1,217	71,427	79,913	80,258	1,080	1,219	523,381	391,511	577,324	1,023	1,112	1,212	165,118	101,967	122,302	797	843	91,740	50,937
100-199	1,084	1,442	1,445	136,997	184,878	186,881	1,053	1,429	1,003,185	939,962	1,228,499	999	1,354	1,442	241,719	243,089	263,309	915	1,219	126,244	121,657
200-399	682	817	912	170,526	205,636	230,073	672	811	1,334,497	1,164,193	1,580,706	658	786	906	291,834	274,047	303,145	617	837	155,406	153,454

400-799	234	263	(1)	117,482	133,710	(1)	228	262	1,013,106	956,913	(1)	223	260	(1)	203,453	199,534	(1)	215	(1)	128,938	(1)
800-1599	59	50	(1)	62,650	51,308	(1)	58	50	638,377	433,251	(1)	58	48	(1)	138,925	83,275	(1)	57	(1)	102,232	(1)
1600-3199	9	12	(1)	18,200	26,000	(1)	9	11	178,304	231,648	(1)	9	12	(1)	31,600	40,350	(1)	9	(1)	24,680	(1)
3200 and over	4	4	(1)	24,000	20,100	(1)	4	4	181,080	144,916	(1)	4	4	(1)	34,000	37,000	(1)	4	(1)	14,500	(1)
400-699	212	226	220	101,847	107,470	106,094	206	226	874,791	756,474	804,537	201	223	220	175,903	152,567	156,398	193	211	110,517	90,157
700-999	40	59	67	30,835	44,671	52,496	39	58	299,325	330,115	497,961	39	57	67	52,775	82,017	77,650	38	60	33,296	40,354
1000-2499	50	34	27	65,650	43,577	34,150	50	33	655,671	378,368	312,278	50	34	27	145,300	64,675	76,250	50	27	112,037	44,375
2500 and over	4	10	2	24,000	35,400	9,600	4	10	181,080	301,771	88,665	4	10	2	34,000	60,900	31,000	4	2	14,500	21,900
Blair																					
Total	1,557	1,655	1,462	94,688	114,691	103,923	1,503	1,643	685,250	749,503	733,439	1,467	1,466	1,462	188,245	185,481	183,700	817	985	93,620	86,159
None	----	----	----	----	----	----	25	1	12,108	100	1,300	50	5	6	3,127	144	2,305	21	5	2,230	1,195
Under 25	465	332	656	6,783	4,919	18,707	426	324	49,917	37,139	135,025	390	236	651	16,552	8,396	33,362	102	316	6,273	11,338
25-49	449	471		14,682	15,563		429	469	107,933	101,122		420	420		30,386	25,614		203		10,274	
50-99	382	499	499	23,706	31,470	31,925	368	497	170,739	196,455	215,009	357	467	499	46,957	48,418	55,280	270	391	22,751	26,080
100-199	194	259	226	24,572	31,568	27,175	190	258	184,896	182,347	178,489	185	247	225	44,179	48,067	38,813	157	200	20,013	18,451
200-399	47	74	60	12,025	17,923	14,576	45	74	71,465	111,954	100,601	45	73	60	22,388	26,302	25,230	45	54	13,329	14,036
400-799	16	17	(1)	7,820	8,948	(1)	16	17	48,372	71,311	(1)	16	15	(1)	11,056	14,840	(1)	15	(1)	6,150	(1)
800 and over	4	3	(1)	5,100	4,300	(1)	4	3	39,820	49,075	(1)	4	3	(1)	13,600	13,700	(1)	4	(1)	12,600	(1)
400-699	15	15	14	7,100	7,498	6,075	15	15	48,352	54,311	54,795	15	13	14	10,875	12,490	12,585	15	13	6,150	6,819
700 and over	5	5	7	5,820	5,750	5,465	5	5	39,840	66,075	48,220	5	5	7	13,781	16,050	16,125	4	6	12,600	8,240
Bradford																					
Total	3,013	4,034	3,980	410,265	485,764	488,400	2,895	3,862	4,006,534	4,341,402	4,343,954	2,518	3,295	4,000	657,793	625,801	750,711	1,863	2,787	406,970	422,969
None	----	----	----	----	----	----	72	44	75,813	28,641	40,707	92	31	40	44,328	18,365	8,920	114	52	42,516	9,584
Under 25	546	733	1,413	7,735	10,378	38,657	468	611	85,717	96,908	324,397	333	509	1,405	27,803	13,337	81,770	150	701	20,478	43,683
25-49	639	971		21,259	32,458		592	921	190,856	251,723		476	788		41,594	35,172		262		25,205	
50-99	608	868	1,037	40,003	55,239	68,275	577	842	342,053	470,414	601,554	476	719	1,033	66,947	61,195	105,432	361	728	39,183	53,497
100-199	529	691	802	69,264	88,799	104,654	506	681	597,848	773,861	891,316	481	573	797	119,424	93,608	160,566	391	648	67,826	83,603
200-399	455	515	478	117,330	134,699	125,420	447	508	1,153,943	1,206,318	1,062,076	431	443	475	160,436	175,969	179,116	378	422	89,798	97,448
400-799	187	209	(1)	95,029	104,206	(1)	184	208	970,790	987,261	(1)	180	186	(1)	118,074	135,210	(1)	160	(1)	70,575	(1)
800-1599	40	38	(1)	40,295	37,185	(1)	40	38	403,011	366,490	(1)	40	38	(1)	50,437	63,945	(1)	38	(1)	29,973	(1)
1600 and over	9	9	(1)	19,350	22,800	(1)	9	9	186,503	159,986	(1)	9	8	(1)	28,750	29,000	(1)	9	(1)	21,416	(1)
400-699	169	193	190	82,217	92,801	93,059	166	192	852,363	877,479	856,924	163	172	190	103,514	122,630	135,788	146	178	62,239	79,828
700-999	37	39	43	28,492	30,890	33,835	37	39	277,249	293,434	332,632	36	37	43	31,442	35,615	47,029	32	41	17,717	32,361
1000 and over	30	24	17	43,965	40,500	24,500	30	24	430,692	342,824	234,348	30	23	17	62,305	69,910	32,090	29	17	42,008	22,965
Bucks																					
Total	3,391	4,400	3,941	732,901	752,396	704,691	3,260	4,242	6,701,623	5,960,257	5,643,899	2,774	3,457	3,866	1,619,593	1,036,514	1,211,887	2,239	2,911	1,063,822	685,780
None	----	----	----	----	----	----	48	6	40,728	4,675	7,749	78	9	26	235,121	4,430	10,783	73	27	230,146	10,433
Under 25	329	625	863	4,826	9,427	23,705	276	554	40,650	69,012	183,360	169	345	817	21,088	10,829	70,418	76	351	17,917	39,723
25-49	536	732		17,319	24,116		492	696	125,216	168,634		332	543		42,187	30,300		182		23,938	
50-99	661	930	921	41,401	59,343	60,315	629	906	302,691	439,441	455,383	495	711	898	95,202	66,883	113,272	354	629	51,377	73,848
100-199	684	904	992	87,816	117,438	128,607	658	891	687,981	885,268	903,219	594	777	975	174,886	155,111	215,021	515	842	99,742	115,069
200-399	630	736	720	164,070	191,048	184,005	612	723	1,445,221	1,473,041	1,442,007	573	634	710	311,114	256,072	293,918	531	653	179,233	156,540
400-799	396	336	(1)	201,242	172,141	(1)	391	330	1,901,126	1,317,133	(1)	380	304	(1)	379,989	236,069	(1)	364	(1)	230,243	(1)
800-1599	126	118	(1)	131,394	124,647	(1)	125	117	1,263,266	1,029,717	(1)	124	115	(1)	223,906	193,949	(1)	115	(1)	139,260	(1)
1600-3199	22	16	(1)	49,050	38,211	(1)	22	16	495,947	371,830	(1)	22	16	(1)	70,300	57,871	(1)	22	(1)	47,906	(1)
3200 and over	7	3	(1)	35,783	16,025	(1)	7	3	398,797	201,506	(1)	7	3	(1)	65,800	25,000	(1)	7	(1)	44,060	(1)
400-699	352	292	295	169,850	140,551	144,270	347	288	1,601,672	1,076,983	1,170,687	338	263	292	326,839	191,783	236,005	323	268	196,195	135,349
700-999	106	90	82	83,342	71,046	64,347	106	87	821,354	560,712	593,343	104	85	80	144,400	101,033	104,469	96	75	93,489	60,448
1000-2499	79	80	64	108,994	100,574	84,092	78	80	1,034,083	889,436	745,935	77	79	64	175,956	163,896	144,551	75	62	103,325	81,220
2500 and over	14	11	4	55,283	38,853	15,350	14	11	602,027	393,055	142,216	14	11	4	92,800	56,177	23,450	14	4	68,460	13,150
Butler																					
Total	3,773	3,710	3,439	407,805	336,346	280,823	3,620	3,522	3,376,718	2,291,581	2,062,704	3,212	3,131	3,433	714,977	477,593	433,627	2,152	2,366	401,215	223,547
None	----	----	----	----	----	----	50	8	32,684	2,992	3,954	67	11	17	14,250	525	1,406	54	19	11,867	1,322
Under 25	913	623	1,406	12,607	9,466	39,548	799	521	90,050	58,922	302,211	624	379	1,390	30,847	13,169	71,555	229	737	18,587	30,530
25-49	925	957		30,931	31,870		885	912	214,574	188,782		774	805		59,515	40,404		419		25,094	
50-99	884	1,137	1,152	56,139	72,600	74,540	853	1,106	398,587	457,913	533,187	770	1,021	1,148	102,735	91,088	111,754	596	893	55,462	55,415

[1] Comparison with later censuses may be found in groups below beginning with 400-699.

COUNTY TABLE 1.—CHICKENS ON FARMS 1940, 1935, AND 1930; CHICKEN EGGS PRODUCED AND CHICKENS RAISED 1939, 1934, AND 1929; AND CHICKENS SOLD, 1939 AND 1929; CLASSIFIED BY NUMBER ON HAND—Continued

(Chickens on hand over 4 months old Apr. 1, 1940 and over 3 months old Jan. 1, 1935 and Apr. 1, 1930)

STATE OR COUNTY AND NUMBER OF CHICKENS ON HAND	CHICKENS ON HAND						CHICKEN EGGS PRODUCED					CHICKENS RAISED						CHICKENS SOLD			
	Farms reporting			Number			Farms reporting		Dozens			Farms reporting			Number			Farms reporting		Number	
	1940 (Apr.1)	1935 (Jan.1)	1930 (Apr.1)	1940 (Apr. 1)	1935 (Jan. 1)	1930 (Apr. 1)	1939	1934	1939	1934	1929	1939	1934	1929	1939	1934	1929	1939	1929	1939	1929
PENNSYLVANIA—Continued																					
Butler—Contd.																					
100-199	574	628	630	72,478	78,162	77,889	559	614	576,397	521,143	539,573	522	572	628	128,038	109,726	114,301	448	494	72,180	55,202
200-399	299	256	191	75,978	64,898	47,953	297	252	598,843	468,231	331,217	277	239	191	117,084	93,721	70,470	245	168	65,848	39,113
400-799	132	86	(1)	65,947	42,500	(1)	132	86	570,744	308,316	(1)	132	81	(1)	89,907	60,210	(1)	119	(1)	47,913	(1)
800-1599	34	19	(1)	33,775	19,050	(1)	33	19	323,351	150,461	(1)	34	19	(1)	56,101	26,250	(1)	32	(1)	32,125	(1)
1600-3199	9	2	(1)	20,650	4,600	(1)	9	2	188,793	22,980	(1)	9	2	(1)	26,500	7,900	(1)	7	(1)	13,839	(1)
3200 and over	3	2	(1)	39,300	13,200	(1)	3	2	382,695	111,841	(1)	3	2	(1)	90,000	34,600	(1)	3	(1)	58,300	(1)
400-699	120	78	46	57,447	36,900	21,761	120	78	474,550	261,306	171,596	120	73	45	80,857	54,610	35,497	108	41	42,968	18,688
700-999	29	16	7	22,500	12,250	5,638	29	16	213,038	87,856	46,650	29	16	7	27,150	16,900	7,144	27	7	14,505	5,425
1000-2499	22	12	5	28,925	14,000	6,294	21	12	302,342	128,595	58,216	22	12	5	49,501	16,850	10,700	21	5	32,904	9,777
2500 and over	7	3	2	50,800	16,200	7,200	7	3	475,653	115,841	76,100	7	3	2	105,000	40,600	10,800	5	2	61,800	8,075
Cambria																					
Total	2,249	2,512	2,007	132,423	131,414	127,810	2,168	2,369	990,287	818,816	1,006,856	2,054	2,208	1,996	217,020	175,176	219,107	1,065	1,077	88,080	91,868
None	———	———	———	———	———	———	40	9	8,871	1,072	3,490	47	10	12	2,729	354	774	21	7	1,941	590
Under 25	681	774	1,125	9,993	11,492	30,630	615	672	68,016	56,290	231,845	541	605	1,106	19,795	16,556	55,624	133	422	5,174	17,178
25-49	700	866		23,107	28,733		674	829	143,784	152,346		635	782		36,089	37,983		299		10,124	
50-99	523	582	557	32,790	36,559	35,318	500	569	217,162	209,728	265,986	499	543	554	53,587	44,524	55,094	334	372	20,443	24,012
100-199	228	203	244	27,694	24,379	29,810	224	203	231,071	157,358	222,597	216	185	243	46,306	32,439	47,648	177	201	21,784	20,549
200-399	98	62	53	24,549	15,405	13,436	96	62	173,260	119,005	111,371	97	58	53	38,407	23,070	23,667	82	48	17,169	11,082
400-799	14	19	(1)	6,790	9,485	(1)	14	19	66,723	76,442	(1)	14	19	(1)	11,107	13,350	(1)	14	(1)	5,795	(1)
800 and over	5	6	(1)	7,500	5,361	(1)	5	6	81,400	46,575	(1)	5	6	(1)	9,000	6,900	(1)	5	(1)	5,650	(1)
400-699	14	16	19	6,790	7,285	9,200	14	16	66,723	57,530	82,559	14	16	19	11,107	9,600	16,450	14	19	5,795	10,038
700 and over	5	9	9	7,500	7,561	9,416	5	9	81,400	65,487	89,008	5	9	9	9,000	10,650	19,850	5	8	5,650	8,419
Cameron																					
Total	139	165	165	5,961	12,353	8,681	140	165	60,336	55,811	79,816	132	165	167	15,237	18,016	17,133	48	105	6,467	9,222
None	———	———	———	———	———	———	3	———	170	———	1,364	2	———	2	30	———	237	1	1	50	260
Under 25	50	24	120	709	403	3,010	48	24	6,309	2,179	24,828	45	24	120	4,745	672	6,116	9	69	3,189	2,589
25-49	52	45		1,661	1,527		52	45	18,477	7,206		49	45		2,968	2,371		19		635	
50-99	27	57	36	1,605	4,083	2,332	27	57	16,440	16,951	18,730	26	57	36	3,464	6,708	3,405	11	26	1,133	1,303
100-199	6	29	5	686	3,390	710	6	29	6,740	14,525	6,254	6	29	5	1,020	5,315	1,225	4	5	180	625
200 and over	4	10	4	1,300	2,950	2,629	4	10	12,200	14,950	28,640	4	10	4	3,010	2,950	6,150	4	4	1,280	4,445
Carbon																					
Total	579	802	690	72,356	77,439	60,783	530	772	622,113	585,621	506,220	532	704	686	144,450	151,999	119,098	351	478	72,233	52,547
None	———	———	———	———	———	———	4	———	5,629	———	300	5	1	2	1,602	45	300	5	2	1,200	100
Under 25	114	115	251	1,690	2,260	7,305	86	139	9,266	12,647	58,367	83	107	246	5,583	4,768	14,891	19	107	2,254	4,367
25-49	138	218		4,640	6,967		126	213	27,600	46,923		131	189		10,972	13,729		65		3,202	
50-99	137	220	231	8,869	13,657	15,183	129	214	66,179	95,622	129,047	131	206	230	20,848	28,867	28,509	94	181	9,949	11,546
100-199	105	131	144	13,396	16,068	17,544	101	130	99,233	114,280	126,712	99	128	144	27,020	30,165	35,997	90	129	12,030	16,621
200-399	48	53	48	11,759	13,525	11,816	47	52	85,917	100,000	109,613	46	50	48	23,994	25,275	21,601	43	45	11,165	11,315
400-799	26	14	(1)	13,452	7,112	(1)	26	13	145,022	60,299	(1)	26	12	(1)	27,381	13,200	(1)	24	(1)	15,433	(1)
800 and over	11	11	(1)	18,550	17,850	(1)	11	11	183,267	155,850	(1)	11	11	(1)	27,050	35,950	(1)	11	(1)	17,000	(1)
400-699	25	12	13	12,752	5,662	6,479	25	11	137,722	45,863	59,556	25	10	13	26,381	10,400	14,200	23	12	15,133	6,498
700-999	4	9	3	3,300	7,400	2,456	4	9	35,825	72,586	22,625	4	9	3	7,100	26,600	3,600	4	2	3,350	2,100
1000 and over	8	4	———	15,950	11,900	———	8	4	154,742	97,700	———	8	4	———	20,950	12,150	———	8	———	13,950	———

Centre																				
Total	1,747	1,992	1,815	147,382	181,550	160,580	1,661	1,967	1,075,499	1,061,053	1,261,096	1,521	1,718	1,812	260,245	268,603	247,801	1,073	1,353	138,293	115,173
None							11	1	1,127	250	1,495	9	2	5	886	40	648	4	5	335	258
Under 25	365	316	628	5,333	4,658	18,226	325	299	35,506	24,125	143,534	269	229	622	13,608	7,257	35,602	77	349	5,364	15,288
25-49	402	469		13,469	15,724		372	464	86,060	89,735		341	401		26,206	21,234		200		11,141	
50-99	459	560	605	29,813	36,901	39,657	439	557	205,784	213,333	302,087	415	494	603	53,356	46,400	63,636	331	476	26,472	29,200
100-199	369	454	429	46,613	57,080	54,546	363	453	361,228	334,428	427,669	340	410	429	80,338	70,876	80,328	327	380	43,669	36,064
200-399	124	160	136	30,587	40,003	34,359	123	160	225,014	248,256	278,468	119	150	136	42,026	42,749	48,969	107	127	21,012	23,213
400-799	22	27	(1)	11,167	13,562	(1)	22	27	84,479	83,724	(1)	22	26	(1)	24,625	21,467	(1)	21	(1)	15,050	(1)
800 and over	6	6	(1)	10,400	13,622	(1)	6	6	76,301	67,202	(1)	6	6	(1)	19,200	58,580	(1)	6	(1)	14,250	(1)
400-699	18	25	11	8,275	12,162	5,000	18	25	60,503	69,124	29,573	18	24	11	11,825	18,567	6,150	17	11	5,661	3,500
700-999	5	3	1	3,692	2,306	700	5	3	34,926	21,758	5,833	5	3	1	14,000	5,220	900	5	1	10,289	400
1000 and over	5	5	5	9,600	12,716	8,092	5	5	65,351	60,044	72,437	5	5	5	18,000	56,260	11,568	5	4	13,350	5,250
Chester																					
Total	3,301	4,170	3,940	399,280	471,607	443,407	3,100	4,068	3,306,508	3,400,342	3,097,313	2,809	3,511	3,956	793,191	707,247	775,073	2,007	2,712	476,305	398,069
None							49	1	59,181	1,500	15,477	68	3	33	30,892	15,750	24,016	54	30	28,349	14,768
Under 25	498	522	1,010	7,057	7,607	28,809	412	476	87,048	54,536	214,312	301	347	1,004	27,525	11,280	74,900	111	440	18,973	33,967
25-49	701	880		22,818	28,615		618	853	142,036	206,982		555	729		48,566	36,040		263		25,527	
50-99	866	1,171	1,270	54,872	72,970	82,003	826	1,155	344,592	535,994	544,131	738	974	1,266	99,986	93,387	143,635	542	842	46,464	63,395
100-199	705	962	1,117	87,251	117,291	140,005	674	951	675,870	821,584	887,422	640	880	1,111	186,273	169,751	221,302	559	925	101,827	113,750
200-399	347	453	408	84,842	112,045	101,283	340	452	685,843	837,588	693,052	330	413	407	145,479	152,515	155,219	314	353	86,074	78,428
400-799	131	127	(1)	66,117	65,068	(1)	128	127	603,313	497,881	(1)	124	112	(1)	106,573	90,949	(1)	117	(1)	62,628	(1)
800-1599	40	45	(1)	42,005	45,079	(1)	40	45	379,820	318,886	(1)	40	45	(1)	97,697	93,175	(1)	35	(1)	69,966	(1)
1600 and over	13	10	(1)	34,318	22,932	(1)	13	8	328,805	125,391	(1)	13	8	(1)	50,200	44,400	(1)	12	(1)	38,487	(1)
400-699	118	116	91	56,827	56,118	43,408	115	116	514,341	436,285	325,053	111	102	91	94,653	70,824	66,668	105	81	56,168	37,083
700-999	31	31	23	25,204	25,850	18,037	31	31	240,706	174,259	163,598	31	30	23	35,898	46,625	31,500	28	21	25,423	17,332
1000-2499	30	32	20	41,541	42,479	26,862	30	31	382,821	313,570	222,768	30	31	20	97,519	88,375	51,833	27	19	67,393	35,846
2500 and over	5	3	1	18,868	8,632	3,000	5	2	174,070	18,044	31,500	5	2	1	26,400	22,700	6,000	4	1	22,107	3,500
Clarion																					
Total	1,933	2,319	2,071	169,532	158,751	135,941	1,865	2,212	1,338,240	1,213,049	1,094,856	1,625	2,017	2,059	271,106	214,431	225,184	1,177	1,531	135,283	117,452
None							21	6	5,616	1,360	8,448	23	6	6	4,061	777	1,800	28	9	3,886	1,873
Under 25	355	418	964	5,318	6,342	28,819	312	346	42,147	43,497	237,183	199	278	951	10,132	11,534	49,535	93	599	5,462	24,065
25-49	506	690		17,424	23,799		479	664	115,603	164,325		410	604		30,657	30,781		236		14,252	
50-99	546	785	781	35,403	50,729	50,612	533	772	245,704	369,637	381,379	488	726	778	56,961	67,422	80,284	390	627	29,276	40,915
100-199	345	310	244	44,447	38,172	29,957	340	308	346,714	294,132	231,856	326	295	242	67,599	52,942	47,601	277	219	31,364	26,703
200-399	132	89	66	33,085	22,084	15,998	131	89	265,445	178,195	144,276	130	81	66	46,416	26,221	26,026	106	61	20,560	13,322
400-799	36	22	(1)	19,105	11,815	(1)	36	22	172,636	107,678	(1)	36	22	(1)	26,780	17,404	(1)	34	(1)	14,051	(1)
800 and over	13	5	(1)	14,750	5,810	(1)	13	5	142,375	54,225	(1)	13	5	(1)	28,500	7,350	(1)	13	(1)	16,432	(1)
400-699	27	18	11	12,785	8,965	5,005	27	18	114,846	82,728	45,212	27	18	11	14,730	13,754	7,523	26	11	7,781	4,089
700-999	14	5	4	10,470	3,650	3,150	14	5	99,303	31,490	27,855	14	5	4	18,650	5,250	9,000	13	4	9,852	4,985
1000 and over	8	4	1	10,600	5,010	2,400	8	4	100,862	47,685	16,647	8	4	1	21,900	5,750	3,215	8	1	12,850	1,500
Clearfield																					
Total	2,942	2,938	2,483	114,071	130,081	114,125	2,828	2,869	794,499	731,887	868,393	2,630	2,513	2,475	215,132	160,867	182,766	1,151	1,392	91,720	81,836
None							21	3	2,843	107	4,425	33	2	24	2,421	62	1,334	27	26	1,919	1,984
Under 25	1,364	1,069	1,781	19,298	15,722	46,362	1,263	1,022	127,080	88,764	356,937	1,118	819	1,756	38,562	18,594	79,921	250	815	13,578	29,697
25-49	930	1,042		30,536	34,105		910	1,023	200,932	189,510		866	942		51,530	41,284		391		14,205	
50-99	444	568	515	27,729	34,658	31,664	434	564	177,804	192,192	228,463	415	507	511	46,522	40,573	47,632	307	387	19,362	22,187
100-199	146	209	138	17,881	24,749	16,904	144	208	137,666	121,901	140,060	142	198	136	33,387	30,568	24,609	121	121	15,270	12,461
200-399	42	37	31	9,777	9,077	7,395	41	36	77,046	54,309	51,563	40	33	30	15,550	10,836	13,535	39	27	7,064	8,127
400-799	13	6	(1)	5,850	2,970	(1)	12	6	38,258	24,755	(1)	13	6	(1)	19,360	8,550	(1)	13	(1)	15,022	(1)
800 and over	3	7	(1)	3,000	8,800	(1)	3	7	32,870	60,349	(1)	3	6	(1)	7,800	10,400	(1)	3	(1)	5,300	(1)
400-699	13	6	12	5,850	2,970	5,700	12	6	38,258	24,755	32,564	13	6	12	19,360	8,550	5,960	13	10	15,022	2,250
700 and over	3	7	6	3,000	8,800	6,100	3	7	32,870	60,349	54,381	3	6	6	7,800	10,400	9,775	3	6	5,300	5,130
Clinton																					
Total	638	898	852	47,897	58,145	57,053	625	886	378,820	297,004	435,533	577	789	832	93,256	104,311	105,186	431	641	49,351	59,991
None							10		3,002			14	3	5	1,513	25,350	645	9	4	997	567
Under 25	125	157	411	1,917	2,385	11,792	112	151	15,829	14,082	88,834	86	111	393	5,402	4,039	25,362	39	250	2,756	15,073
25-49	183	297		6,059	9,928		175	294	40,962	56,754		162	258		12,989	12,707		101		4,932	

[1] Comparison with later censuses may be found in groups below beginning with 400-699.

COUNTY TABLE 1.—CHICKENS ON FARMS 1940, 1935, AND 1930; CHICKEN EGGS PRODUCED AND CHICKENS RAISED 1939, 1934, AND 1929; AND CHICKENS SOLD, 1939 AND 1929; CLASSIFIED BY NUMBER ON HAND—Continued

(Chickens on hand over 4 months old Apr. 1, 1940 and over 3 months old Jan. 1, 1935 and Apr. 1, 1930)

STATE OR COUNTY AND NUMBER OF CHICKENS ON HAND	CHICKENS ON HAND						CHICKEN EGGS PRODUCED					CHICKENS RAISED						CHICKENS SOLD			
	Farms reporting			Number			Farms reporting		Dozens			Farms reporting			Number			Farms reporting		Number	
	1940 (Apr.1)	1935 (Jan.1)	1930 (Apr1)	1940 (Apr. 1)	1935 (Jan. 1)	1930 (Apr. 1)	1939	1934	1939	1934	1929	1939	1934	1929	1939	1934	1929	1939	1929	1939	1929
PENNSYLVANIA—Continued																					
Clinton—Contd.																					
50-99	193	286	280	12,545	17,853	17,925	192	283	94,877	81,097	133,265	182	265	274	25,438	24,589	31,825	152	234	12,121	16,359
100-199	100	118	119	12,735	13,819	14,830	99	118	95,745	65,590	114,542	97	114	119	24,362	18,693	23,583	95	113	12,649	12,841
200-399	24	26	36	5,691	6,270	8,705	24	26	44,354	30,550	65,341	23	24	35	10,502	7,633	15,996	22	34	6,191	9,411
400-799	9	12	(1)	5,200	6,290	(1)	9	12	46,120	31,470	(1)	9	12	(1)	6,550	8,000	(1)	9	(1)	5,070	(1)
800 and over	4	2	(1)	3,750	1,600	(1)	4	2	37,931	17,461	(1)	4	2	(1)	6,500	3,300	(1)	4	(1)	4,635	(1)
400-699	7	11	5	3,800	5,590	2,301	7	11	31,880	23,970	20,051	7	11	5	5,050	7,050	3,275	7	5	3,540	2,315
700 and over	6	3	1	5,150	2,300	1,500	6	3	52,171	24,961	13,500	6	3	1	8,000	4,250	4,500	6	1	6,165	3,425
Columbia																					
Total	1,770	2,212	2,106	232,261	225,969	176,444	1,722	2,113	1,947,138	1,527,936	1,324,418	1,588	1,950	2,108	536,510	375,128	346,882	1,376	1,674	341,326	201,153
None	———	———	———	———	———	———	28	1	8,577	85	1,321	24	6	10	14,869	575	1,535	28	8	14,757	1,290
Under 25	237	263	740	3,484	4,135	20,854	207	227	27,277	25,768	173,685	173	168	733	14,246	7,601	49,599	98	440	8,732	25,087
25-49	378	508		12,767	17,023		366	476	99,761	103,889		304	426		40,690	27,814		222		22,923	
50-99	491	693	770	32,015	43,667	50,578	474	675	241,784	258,680	379,126	448	638	769	77,156	75,444	103,128	407	674	41,559	55,933
100-199	392	505	460	48,805	62,797	56,503	382	492	426,406	367,280	382,631	373	482	460	112,609	109,873	110,365	360	424	63,402	66,952
200-399	176	174	103	44,868	43,502	25,844	171	173	372,985	307,501	202,166	170	165	103	96,151	67,791	43,778	168	98	64,219	26,740
400-799	65	53	(1)	32,497	27,395	(1)	63	53	299,880	198,059	(1)	65	50	(1)	61,239	40,000	(1)	64	(1)	38,803	(1)
800-1599	22	13	(1)	23,998	13,050	(1)	22	13	171,712	106,618	(1)	22	12	(1)	44,650	21,030	(1)	22	(1)	25,210	(1)
1600-3199	5	———	(1)	10,600	———	(1)	5	———	72,171	———	(1)	5	———	(1)	15,600	———	(1)	5	(1)	10,500	(1)
3200 and over	4	3	(1)	23,227	14,400	(1)	4	3	226,585	160,056	(1)	4	3	(1)	61,300	25,000	(1)	4	(1)	51,221	(1)
400-699	57	46	23	26,780	22,330	10,815	55	46	225,840	175,584	84,278	57	43	23	50,125	36,396	17,435	56	22	33,183	9,767
700-999	14	12	6	10,767	9,165	4,750	14	12	121,005	51,690	38,904	14	12	6	18,614	10,534	7,242	14	4	10,180	3,934
1000-2499	19	8	3	24,248	8,950	4,100	19	8	157,497	77,403	35,022	19	7	3	44,850	14,100	6,300	19	3	26,150	3,950
2500 and over	6	3	1	28,527	14,400	3,000	6	3	266,006	160,056	27,285	6	3	1	69,200	25,000	7,500	6	1	56,221	7,500
Crawford																					
Total	4,199	5,177	4,881	258,654	321,209	313,871	3,956	4,661	1,858,138	2,126,669	2,601,457	3,527	4,093	4,883	387,049	371,450	460,943	2,023	3,239	192,319	240,330
None	———	———	———	———	———	———	65	15	27,105	8,704	29,067	83	20	49	9,952	1,235	5,632	66	55	9,649	6,064
Under 25	1,202	1,181	2,558	17,182	17,512	69,773	1,032	926	104,103	94,763	578,330	823	817	2,517	30,521	18,726	117,174	253	1,366	12,487	54,162
25-49	1,315	1,700		43,516	56,720		1,238	1,550	256,398	331,581		1,105	1,352		73,410	62,090		554		33,227	
50-99	1,011	1,452	1,506	63,355	90,932	96,347	966	1,374	406,187	576,511	747,730	890	1,209	1,503	93,321	104,769	133,505	638	1,128	41,896	66,839
100-199	440	599	597	54,217	72,998	74,501	429	559	387,382	470,243	607,476	410	501	595	82,267	92,502	102,357	323	494	37,031	52,580
200-399	183	193	170	46,059	48,008	43,345	178	186	335,782	363,233	355,571	169	152	169	59,516	58,519	60,399	148	151	29,895	32,863
400-799	36	41	(1)	18,100	21,248	(1)	36	40	170,744	156,652	(1)	35	33	(1)	23,592	21,940	(1)	30	(1)	16,539	(1)
800-1599	9	9	(1)	8,225	8,991	(1)	9	9	94,286	79,232	(1)	9	7	(1)	8,870	8,675	(1)	8	(1)	6,795	(1)
1600 and over	3	2	(1)	8,000	4,800	(1)	3	2	76,151	45,750	(1)	3	2	(1)	5,600	2,994	(1)	3	(1)	4,800	(1)
400-699	32	36	38	15,170	17,698	17,935	32	35	137,950	136,962	167,175	31	29	38	20,260	20,315	26,326	27	33	15,582	16,646
700-999	11	9	8	8,655	6,935	6,450	11	9	97,800	41,783	50,283	11	7	8	10,452	4,325	8,650	9	8	6,102	5,225
1000 and over	5	7	4	10,500	10,406	5,520	5	7	105,431	102,889	65,825	5	6	4	7,350	8,969	6,900	5	4	6,450	5,951
Cumberland																					
Total	2,470	2,776	2,752	229,957	256,531	267,026	2,380	2,720	1,656,389	1,416,700	2,007,573	2,187	2,542	2,745	454,707	399,264	505,096	1,769	2,152	241,502	276,110
None	———	———	———	———	———	———	24	2	4,089	200	5,721	28	5	10	4,489	185	3,750	26	11	2,628	3,375
Under 25	280	285	725	4,099	4,228	20,286	238	262	29,862	25,928	158,248	187	213	712	17,699	10,200	59,708	99	397	11,115	32,028
25-49	485	527		16,406	17,975		456	517	107,737	90,880		390	462		43,166	27,930		262		22,233	

50-99	799	875	916	52,261	58,175	60,604	771	855	343,739	291,669	430,649	722	819	914	111,834	91,287	116,446	608	735	56,878	60,079
100-199	674	857	870	84,071	106,866	110,225	662	852	613,019	559,382	782,246	641	825	868	157,102	164,921	194,476	566	783	83,809	107,993
200-399	183	196	191	45,122	46,327	45,126	180	196	315,918	278,051	396,626	172	182	191	69,067	67,443	76,935	160	178	34,084	43,574
400-799	43	27	(1)	20,990	13,300	(1)	43	27	180,682	89,763	(1)	41	27	(1)	37,150	20,598	(1)	42	(1)	22,802	(1)
800 and over	6	9	(1)	7,008	9,660	(1)	6	9	61,343	80,827	(1)	6	9	(1)	14,200	16,700	(1)	6	(1)	7,953	(1)
400-699	43	24	36	20,990	11,100	17,387	43	24	180,682	80,798	132,765	41	24	36	37,150	17,748	28,011	42	35	22,802	16,994
700-999	3	6	8	2,420	4,600	6,498	3	6	16,350	36,285	48,417	3	6	8	4,200	8,250	13,370	3	7	1,500	6,942
1000 and over	3	6	6	4,588	7,260	6,900	3	6	44,993	53,507	52,901	3	6	6	10,000	11,300	12,400	3	6	6,453	5,125
Dauphin																					
Total	1,846	2,347	2,119	216,369	246,703	242,031	1,808	2,230	1,701,385	1,499,473	1,790,360	1,620	2,081	2,128	473,996	413,768	432,313	1,280	1,611	295,430	227,367
None	------	------	-----	-------	-------	-------	20	11	11,635	17,721	6,249	19	11	13	25,456	12,460	3,547	19	14	26,029	11,330
Under 25	238	301	543	3,480	4,459	15,009	219	247	36,639	24,512	113,250	164	213	543	17,659	9,963	41,954	70	294	10,251	20,967
25-49	400	482		13,268	16,036		388	445	93,524	91,601		328	406		33,232	28,314		199		18,371	
50-99	472	672	687	30,100	42,807	45,521	465	644	214,852	239,521	340,022	418	606	685	66,589	68,599	89,556	345	538	37,865	46,800
100-199	451	589	603	55,773	73,725	75,440	438	582	409,420	394,315	542,703	423	551	602	114,952	116,347	127,243	387	517	64,224	64,665
200-399	200	228	216	50,110	55,183	52,758	194	227	397,292	335,968	379,222	186	222	215	98,891	86,597	81,362	181	182	61,363	37,535
400-799	67	47	(1)	34,702	22,594	(1)	66	46	295,874	153,383	(1)	66	46	(1)	65,687	38,358	(1)	64	(1)	41,473	(1)
800-1599	13	26	(1)	13,450	26,770	(1)	13	26	114,525	228,192	(1)	11	24	(1)	20,580	50,730	(1)	10	(1)	13,740	(1)
1600 and over	5	2	(1)	15,486	5,129	(1)	5	2	127,624	14,260	(1)	5	2	(1)	30,950	2,400	(1)	5	(1)	22,134	(1)
400-699	57	44	42	27,602	20,444	18,820	56	43	235,078	128,674	152,757	56	43	42	54,587	33,858	34,021	54	38	34,123	19,526
700-999	16	14	14	11,950	11,580	10,833	16	14	103,426	93,697	87,575	15	13	14	17,780	19,500	20,430	14	14	10,490	10,544
1000 and over	12	17	14	24,086	22,469	23,650	12	17	199,519	173,464	168,582	11	16	14	44,850	38,130	34,200	11	14	32,734	16,000
Delaware																					
Total	498	559	529	49,235	87,020	61,746	485	554	366,273	769,929	446,796	414	479	528	108,868	131,501	97,830	207	259	65,978	45,351
None	------	------	-----	-------	-------	-------	16	-----	39,696	---------	1,019	19	-----	4	18,680	---------	480	15	2	23,004	181
Under 25	100	27	175	1,402	388	4,303	88	26	12,708	3,161	28,387	60	6	174	9,669	260	9,675	13	49	2,434	4,126
25-49	124	118		3,945	3,748		115	118	21,524	31,565		87	85		5,315	13,001		26		1,199	
50-99	121	149	159	7,633	9,246	9,707	117	149	41,559	78,266	61,967	104	134	156	12,594	13,925	14,463	59	80	3,687	5,647
100-199	93	154	115	11,074	19,910	14,316	89	151	60,737	175,048	95,224	87	149	114	21,275	30,585	22,397	55	68	12,953	9,850
200-399	31	73	61	8,190	18,607	15,410	31	73	55,516	163,655	104,763	28	70	61	13,703	23,380	31,310	18	45	7,805	18,047
400-799	23	25	(1)	11,523	12,521	(1)	23	24	85,158	119,308	(1)	23	22	(1)	21,296	15,250	(1)	15	(1)	10,658	(1)
800 and over	6	13	(1)	5,468	22,600	(1)	6	13	49,375	198,926	(1)	6	13	(1)	6,336	35,100	(1)	6	(1)	4,238	(1)
400-699	21	22	12	10,073	10,331	6,210	21	21	65,031	98,683	48,546	21	20	12	17,696	13,200	6,705	13	10	9,128	2,450
700 and over	8	16	7	6,918	24,790	11,800	8	16	69,502	219,551	106,890	8	15	7	9,936	37,150	12,800	8	5	5,768	5,050
Elk																					
Total	564	740	699	30,901	32,926	38,564	551	679	253,589	242,808	314,940	499	486	674	52,105	38,239	67,378	232	343	22,702	26,049
None	------	------	-----	-------	-------	-------	14	2	5,336	390	24,080	22	2	7	1,817	75	10,680	7	3	775	2,330
Under 25	178	245	446	2,836	3,727	11,726	162	204	21,505	28,180	79,202	140	125	421	5,682	3,502	18,761	27	166	1,441	5,228
25-49	199	293		6,437	9,461		191	275	47,014	70,456		165	195		10,159	10,280		65		2,551	
50-99	118	131	173	7,306	8,065	11,206	116	130	57,430	63,304	85,560	109	104	169	10,701	9,137	14,185	76	106	3,617	5,173
100-199	47	51	56	5,977	6,130	7,023	46	48	47,527	44,635	55,633	41	40	55	8,964	8,145	10,109	37	46	4,558	4,690
200-399	15	17	17	3,945	4,043	4,424	15	17	32,449	31,930	35,362	15	17	16	7,257	5,350	5,843	15	15	4,730	3,108
400 and over	7	3	(1)	4,400	1,500	(1)	7	3	42,328	5,915	(1)	7	3	(1)	7,525	1,750	(1)	7	(1)	5,050	(1)
400-699	4	3	5	1,950	1,500	2,385	4	3	16,378	5,915	15,123	4	3	4	2,925	1,750	3,600	4	5	1,850	2,670
700 and over	3	-----	2	2,450	--------	1,800	3	-----	25,950	---------	20,000	3	-----	2	4,600	---------	4,200	3	2	3,200	2,850
Erie																					
Total	3,104	4,148	3,977	233,193	280,566	282,208	2,851	3,808	1,778,579	2,007,500	2,185,094	2,609	3,380	3,866	435,694	393,537	523,738	1,429	2,406	229,416	287,077
None	------	------	-----	-------	-------	-------	71	29	20,515	9,489	11,649	116	37	52	32,915	2,897	6,717	94	55	30,414	5,909
Under 25	876	1,081	2,138	12,593	15,896	57,147	686	894	69,492	81,903	426,756	572	780	2,019	34,824	23,045	102,795	172	963	19,630	46,249
25-49	917	1,405		30,133	46,235		841	1,320	181,120	262,095		758	1,167		62,840	66,649		349		28,103	
50-99	710	951	1,102	44,144	58,384	69,148	671	890	274,233	386,876	467,893	616	849	1,078	81,197	83,422	113,719	395	765	36,021	53,686
100-199	343	437	451	42,191	54,378	56,498	329	409	296,062	394,874	412,882	305	338	441	65,343	78,005	97,149	217	370	27,752	53,950
200-399	176	192	191	43,962	47,443	50,347	172	187	385,707	389,980	408,147	164	135	182	74,307	61,665	103,724	133	167	38,759	68,932
400-799	53	59	(1)	26,370	30,320	(1)	52	57	234,493	231,651	(1)	49	52	(1)	38,498	39,119	(1)	44	(1)	20,675	(1)
800-1599	26	19	(1)	26,900	20,010	(1)	26	18	243,405	154,487	(1)	26	18	(1)	39,170	28,235	(1)	22	(1)	22,712	(1)
1600 and over	3	4	(1)	6,900	7,900	(1)	3	4	73,552	96,145	(1)	3	4	(1)	6,600	10,500	(1)	3	(1)	5,350	(1)
400-699	48	53	62	22,770	26,020	28,639	47	51	197,008	202,560	224,465	44	48	61	31,098	36,969	43,652	39	56	15,150	25,011
700-999	18	13	25	14,400	10,210	18,729	18	12	139,319	68,515	151,252	18	11	25	19,400	9,435	36,182	15	23	11,525	23,855
1000 and over	16	16	8	23,000	22,000	11,700	16	16	215,123	211,208	84,050	16	15	8	33,770	31,450	19,800	15	7	22,062	9,485

[1] Comparison with later censuses may be found in groups below beginning with 400-699.

COUNTY TABLE 1.—CHICKENS ON FARMS 1940, 1935, AND 1930; CHICKEN EGGS PRODUCED AND CHICKENS RAISED 1939, 1934, AND 1929; AND CHICKENS SOLD, 1939 AND 1929; CLASSIFIED BY NUMBER ON HAND—Continued

(Chickens on hand over 4 months old Apr. 1, 1940 and over 3 months old Jan. 1, 1935 and Apr. 1, 1930)

STATE OR COUNTY AND NUMBER OF CHICKENS ON HAND	CHICKENS ON HAND						CHICKEN EGGS PRODUCED					CHICKENS RAISED						CHICKENS SOLD			
	Farms reporting			Number			Farms reporting		Dozens			Farms reporting			Number			Farms reporting		Number	
	1940 (Apr.1)	1935 (Jan.1)	1930 (Apr.1)	1940 (Apr. 1)	1935 (Jan. 1)	1930 (Apr. 1)	1939	1934	1939	1934	1929	1939	1934	1929	1939	1934	1929	1939	1929	1939	1929
PENNSYLVANIA—Continued																					
Fayette																					
Total	2,714	3,562	3,115	148,210	190,314	188,141	2,642	3,397	961,105	1,076,179	1,405,375	2,495	3,355	3,122	281,315	286,172	337,758	1,267	1,858	111,743	142,041
None	———	———	———	———	———	———	37	3	8,266	119	5,613	40	9	25	8,969	618	1,893	28	20	8,223	1,607
Under 25	770	895	1,723	11,587	13,768	47,151	708	811	68,034	71,886	376,459	619	778	1,709	27,536	25,857	91,737	179	763	8,304	28,600
25-49	921	1,308		30,338	43,173		899	1,256	191,785	225,665		857	1,243		58,459	87,041		391		16,078	
50-99	685	945	963	41,623	58,673	61,730	665	922	240,913	326,558	439,134	653	921	960	72,620	83,773	103,136	414	700	24,971	42,756
100-199	239	313	309	28,857	37,449	36,922	235	307	188,393	219,219	255,454	228	306	308	45,108	48,989	54,768	175	265	19,239	25,606
200-399	75	79	96	18,250	18,885	22,551	74	76	127,033	89,367	153,333	75	76	96	33,432	27,137	35,084	60	86	17,030	17,575
400-799	18	14	(1)	9,275	6,766	(1)	18	14	71,363	49,296	(1)	17	14	(1)	18,000	9,510	(1)	15	(1)	10,849	(1)
800 and over	6	8	(1)	8,280	11,600	(1)	6	8	65,318	94,069	(1)	6	8	(1)	17,191	23,247	(1)	5	(1)	7,049	(1)
400-699	15	14	16	7,150	6,766	8,287	15	14	46,204	49,296	75,054	14	14	16	14,150	9,510	18,504	13	16	8,549	10,893
700-999	4	1	5	3,025	800	4,250	4	1	37,159	700	43,552	4	1	5	6,850	2,400	21,036	3	5	4,100	4,984
1000 and over	5	7	3	7,380	10,800	7,250	5	7	53,318	93,369	58,776	5	7	3	14,191	20,847	11,600	4	3	5,249	10,020
Forest																					
Total	210	387	293	9,841	15,578	12,033	197	385	79,455	159,392	104,911	176	308	285	14,381	16,732	20,255	95	177	7,401	8,610
None	———	———	———	———	———	———	5	———	403	———	215	4	———	3	81	———	147	1	4	35	142
Under 25	97	174	233	1,403	2,771	5,857	88	173	10,817	28,149	47,055	71	120	224	1,797	2,507	10,883	24	127	1,041	4,481
25-49	61	147		2,139	4,806		56	146	14,330	48,434		55	128		3,083	5,354		31		1,446	
50-99	28	45	39	1,851	2,737	2,381	27	45	13,247	28,206	20,239	25	42	37	3,524	2,976	3,345	21	28	1,636	1,625
100-199	16	13	13	1,929	1,614	1,595	13	13	17,823	16,826	14,192	13	12	13	2,781	1,145	2,415	11	11	1,585	832
200-399	5	3	7	1,200	750	1,700	5	3	10,032	7,000	17,210	5	1	7	2,165	100	2,465	7	7	1,658	1,530
400 and over	3	5	1	1,319	2,900	500	3	5	12,803	30,777	6,000	3	5	1	950	4,650	1,000				
Franklin																					
Total	3,293	3,612	3,336	347,840	379,772	359,043	3,179	3,467	2,655,244	2,131,969	2,642,890	2,997	3,395	3,337	643,292	587,047	635,606	2,450	2,602	348,979	340,565
None	———	———	———	———	———	———	21	6	5,761	607	5,684	33	7	13	7,361	993	3,425	28	11	7,283	2,372
Under 25	381	314	697	5,348	4,904	21,309	325	275	40,567	25,958	168,434	262	244	694	16,930	11,215	50,439	141	390	9,954	24,171
25-49	647	649		21,559	21,874		615	614	147,134	98,921		554	599		50,860	36,434		348		27,050	
50-99	905	1,064	1,118	59,652	69,423	74,611	881	1,035	415,484	333,245	537,596	839	999	1,115	114,467	94,236	129,791	696	869	61,035	64,281
100-199	942	1,110	1,145	119,678	139,676	146,559	925	1,069	867,559	748,818	1,028,537	904	1,082	1,140	215,221	211,993	228,430	848	988	114,127	115,969
200-399	327	408	307	79,250	96,978	73,204	323	402	615,571	577,762	554,035	319	399	307	120,373	153,060	117,988	303	282	67,060	64,851
400-799	71	51	(1)	35,553	25,007	(1)	69	50	315,346	162,592	(1)	66	49	(1)	63,980	31,416	(1)	66	(1)	33,116	(1)
800-1599	12	12	(1)	11,750	12,310	(1)	12	12	90,345	103,261	(1)	12	12	(1)	26,000	26,400	(1)	12	(1)	14,654	(1)
1600 and over	8	4	(1)	15,050	9,600	(1)	8	4	157,477	80,805	(1)	8	4	(1)	28,100	21,300	(1)	8	(1)	14,700	(1)
400-699	67	47	53	32,713	22,167	25,202	65	46	291,526	140,867	194,066	62	45	52	60,010	28,916	41,577	62	46	31,163	20,619
700-999	9	9	8	7,090	7,050	6,575	9	9	57,000	62,040	65,342	9	9	8	11,470	12,200	17,200	9	8	6,553	11,490
1000 and over	15	11	8	22,550	17,700	11,583	15	11	214,642	143,751	89,196	15	11	8	46,600	38,000	46,756	15	8	24,754	36,812
Fulton																					
Total	1,318	1,269	1,166	147,469	134,342	113,929	1,261	1,192	1,155,002	807,994	883,249	1,229	1,146	1,169	208,895	151,213	148,884	917	1,023	107,232	87,636
None	———	———	———	———	———	———	7	———	1,550	———	1,095	6	3	5	429	197	764	5	5	165	555
Under 25	165	102	290	2,419	1,640	9,421	138	80	14,016	7,339	66,897	135	73	289	4,222	2,311	14,405	52	199	1,861	6,151
25-49	263	268		9,044	9,118		248	245	54,624	43,563		238	232		13,214	11,178		135		4,988	
50-99	359	411	438	23,966	27,333	29,642	344	395	155,144	156,141	223,888	336	377	438	33,310	30,253	40,266	266	403	15,252	22,972

100-199	334	338	317	41,741	43,220	39,287	329	325	305,355	249,180	289,146	317	317	317	59,360	43,510	47,275	274	298	27,880	27,811
200-399	146	120	97	36,526	30,106	24,154	144	117	318,219	196,686	188,168	146	115	97	43,148	33,304	28,864	136	94	21,348	15,664
400-799	42	23	(1)	20,973	11,725	(1)	42	23	175,271	84,240	(1)	42	22	(1)	25,012	12,620	(1)	40	(1)	12,688	(1)
800 and over	9	7	(1)	12,800	11,200	(1)	9	7	130,823	70,845	(1)	9	7	(1)	30,200	17,840	(1)	9	(1)	23,050	(1)
400-699	37	20	23	17,473	9,625	10,475	37	20	144,991	68,190	105,555	37	19	22	20,612	10,795	16,510	35	23	10,563	13,883
700-999	7	5	1	5,200	3,700	950	7	5	47,120	30,270	8,500	7	5	1	7,000	2,925	800	7	1	3,675	600
1000 and over	7	5	-----	11,100	9,600	--------	7	5	113,983	56,625	---------	7	5	-----	27,800	16,740	--------	7	-----	21,500	--------
Greene																					
Total	2,334	2,857	2,506	120,412	150,989	129,011	2,270	2,766	910,870	817,998	935,977	2,146	2,687	2,465	219,436	229,726	238,143	1,463	1,891	108,233	113,623
None	-----	-----	-----	-------	-------	-------	24	7	6,713	1,880	5,265	26	13	12	2,379	796	1,085	21	12	1,790	1,338
Under 25	696	610	1,450	10,630	9,723	42,959	647	554	68,649	47,105	301,723	574	503	1,400	23,995	18,095	82,610	277	944	10,232	37,330
25-49	867	1,103		29,000	37,588		834	1,080	193,518	189,699		801	1,055		51,005	60,788		538		21,066	
50-99	522	851	818	32,348	52,848	51,601	518	835	214,782	282,087	359,650	502	829	815	53,035	77,602	104,213	414	720	24,552	44,212
100-199	185	233	201	22,883	27,987	24,296	183	231	166,420	148,446	181,292	180	230	201	37,404	39,707	33,087	155	179	18,819	18,158
200-399	46	46	31	11,226	11,993	7,155	46	45	103,693	74,981	58,987	45	44	31	20,990	16,542	11,850	42	30	12,504	8,245
400-799	12	10	(1)	6,175	5,080	(1)	12	10	66,020	37,983	(1)	12	9	(1)	9,928	6,625	(1)	10	(1)	4,620	(1)
800 and over	6	4	(1)	8,150	5,770	(1)	6	4	91,075	35,817	(1)	6	4	(1)	20,700	9,571	(1)	6	(1)	14,650	(1)
400-699	10	9	6	4,775	4,330	3,000	10	9	48,100	22,983	29,060	10	8	6	7,728	5,625	5,298	8	6	3,470	4,340
700-999	2	3	-----	1,400	2,520	--------	2	3	17,920	22,500	---------	2	3	-----	2,200	4,071	--------	2	-----	1,150	--------
1000 and over	6	2	-----	8,150	4,000	--------	6	2	91,075	28,317	---------	6	2	-----	20,700	6,500	--------	6	-----	14,650	--------
Huntingdon																					
Total	1,485	1,903	1,687	105,231	127,362	118,452	1,366	1,806	866,331	823,269	838,639	1,317	1,718	1,684	190,909	183,709	196,685	1,037	1,330	93,613	105,334
None	-----	-----	-----	-------	-------	-------	21	1	15,436	104	2,730	26	1	12	4,328	25	858	22	9	2,512	536
Under 25	263	293	630	4,230	4,604	18,675	204	254	33,358	26,602	142,962	194	239	621	12,805	6,273	34,756	102	405	7,378	16,667
25-49	434	588		14,722	19,655		388	558	114,601	125,603		369	529		27,877	27,474		264		12,759	
50-99	457	614	688	28,532	39,345	45,040	431	594	238,989	252,095	317,420	415	571	684	52,013	53,447	71,927	355	579	25,666	37,182
100-199	258	335	313	32,035	40,114	37,738	252	329	236,289	257,645	248,105	244	309	312	53,427	56,368	54,673	230	284	26,672	29,039
200-399	54	59	43	13,242	13,509	10,315	53	58	97,794	104,115	76,830	50	56	42	19,107	21,572	15,151	48	40	9,311	8,275
400 and over	19	14	(1)	12,470	10,135	(1)	19	12	129,864	57,107	(1)	19	13	(1)	21,352	18,550	(1)	16	(1)	9,315	(1)
400-699	15	7	12	7,520	3,705	5,886	15	8	71,756	19,182	41,607	15	6	12	16,200	5,850	17,020	13	12	6,515	12,135
700 and over	4	7	1	4,950	6,430	800	4	6	58,108	37,925	8,985	4	7	1	5,152	12,700	2,300	3	1	2,800	1,500
Indiana																					
Total	2,901	3,513	2,896	211,092	235,700	210,296	2,781	3,322	1,739,557	1,503,897	1,610,541	2,604	3,115	2,883	377,451	277,846	312,499	1,768	2,148	207,323	171,935
None	-----	-----	-----	-------	-------	-------	43	12	22,708	4,272	8,779	50	13	8	18,566	2,049	2,265	43	14	13,018	2,634
Under 25	736	735	1,295	10,346	11,091	37,330	643	648	70,589	59,216	302,161	586	539	1,283	26,067	14,527	63,817	193	741	12,626	27,267
25-49	781	1,020		26,011	34,333		741	961	182,775	204,425		686	911		47,878	43,452		408		21,035	
50-99	705	1,060	970	45,406	68,636	63,671	687	1,015	354,795	406,230	467,891	651	984	964	77,291	79,987	86,490	527	818	40,960	44,162
100-199	447	510	480	56,872	62,682	59,964	437	499	440,414	374,795	437,920	423	485	477	92,507	68,679	77,647	386	435	51,173	42,984
200-399	182	146	115	44,637	35,853	29,238	181	145	380,475	244,880	239,621	178	141	115	67,435	40,767	49,914	165	105	39,626	33,874
400-799	45	37	(1)	22,320	18,355	(1)	44	37	229,981	147,799	(1)	45	37	(1)	37,932	21,535	(1)	41	(1)	22,454	(1)
800 and over	5	5	(1)	5,500	4,750	(1)	5	5	57,820	62,280	(1)	5	5	(1)	9,775	6,850	(1)	5	(1)	6,431	(1)
400-699	40	33	27	18,820	15,505	12,935	39	33	185,681	129,771	99,941	40	33	27	31,432	17,725	20,180	36	26	18,454	12,728
700-999	7	7	8	5,200	5,400	5,958	7	7	64,660	45,028	46,428	7	7	8	9,475	7,360	9,886	7	8	6,560	6,286
1000 and over	3	2	1	3,800	2,200	1,200	3	2	37,460	35,280	7,800	3	2	1	6,800	3,300	2,300	3	1	3,871	2,000
Jefferson																					
Total	2,021	2,413	2,242	121,580	124,897	121,151	1,940	2,323	911,375	876,517	888,946	1,697	1,993	2,243	251,629	173,217	197,568	1,224	1,579	146,305	97,122
None	-----	-----	-----	-------	-------	-------	21	6	6,898	1,270	2,575	23	7	11	5,060	1,189	585	27	14	5,038	1,040
Under 25	633	682	1,373	9,087	10,524	37,908	568	633	67,686	70,280	283,808	431	454	1,366	27,363	13,205	69,532	206	821	15,884	30,332
25-49	605	879		20,366	29,488		589	853	137,279	193,717		511	757		40,490	38,801		343		19,709	
50-99	461	596	631	29,518	37,645	40,158	444	577	211,081	256,062	285,901	422	543	629	57,713	52,822	63,143	366	522	31,829	31,620
100-199	225	187	179	27,527	22,885	21,609	222	186	221,778	162,525	150,134	214	169	179	53,490	32,383	31,889	195	167	27,599	16,807
200-399	69	51	45	17,045	13,036	11,751	68	51	121,122	93,903	92,150	68	45	44	34,042	15,387	18,727	64	41	22,768	10,399
400-799	24	14	(1)	11,687	6,669	(1)	24	13	95,673	57,908	(1)	24	14	(1)	22,971	11,650	(1)	22	(1)	14,321	(1)
800 and over	4	4	(1)	6,350	4,650	(1)	4	4	49,858	40,852	(1)	4	4	(1)	10,500	7,800	(1)	4	(1)	9,157	(1)
400-699	23	13	9	10,987	5,969	4,225	23	12	88,673	57,593	30,787	23	13	9	21,471	9,650	6,092	21	9	13,121	3,340
700-999	2	1	3	1,500	700	2,400	2	1	12,690	315	18,842	2	1	3	2,400	2,000	4,800	2	3	1,600	1,584
1000 and over	3	4	2	5,550	4,650	3,100	3	4	44,168	40,852	24,749	3	4	2	9,600	7,800	2,800	3	2	8,757	2,000

[1] Comparison with later censuses may be found in groups below beginning with 400-699.

COUNTY TABLE 1.—CHICKENS ON FARMS 1940, 1935, AND 1930; CHICKEN EGGS PRODUCED AND CHICKENS RAISED 1939, 1934, AND 1929; AND CHICKENS SOLD, 1939 AND 1929; CLASSIFIED BY NUMBER ON HAND—Continued

(Chickens on hand over 4 months old Apr. 1, 1940 and over 3 months old Jan. 1, 1935 and Apr. 1, 1930)

STATE OR COUNTY AND NUMBER OF CHICKENS ON HAND	CHICKENS ON HAND						CHICKEN EGGS PRODUCED					CHICKENS RAISED						CHICKENS SOLD			
	Farms reporting			Number			Farms reporting		Dozens			Farms reporting			Number			Farms reporting		Number	
	1940 (Apr.1)	1935 (Jan.1)	1930 (Apr.1)	1940 (Apr. 1)	1935 (Jan. 1)	1930 (Apr. 1)	1939	1934	1939	1934	1929	1939	1934	1929	1939	1934	1929	1939	1929	1939	1929
PENNSYLVANIA—Continued																					
Juniata																					
Total	1,336	1,379	1,280	233,293	215,158	172,194	1,302	1,356	1,945,033	1,401,441	1,312,781	1,140	1,176	1,275	280,769	232,048	289,126	860	1,040	149,957	120,232
None	—	—	—	—	—	—	12	3	5,566	315	5,270	10	3	7	2,239	420	1,183	13	6	13,317	1,020
Under 25	120	81	206	1,668	1,151	6,240	101	72	14,543	4,686	45,296	71	51	202	3,972	1,205	11,692	26	112	2,638	5,574
25-49	163	189		5,413	6,436		155	183	58,401	38,420		121	151		8,312	6,336		53		3,556	
50-99	227	286	323	14,675	18,466	22,092	221	283	116,097	112,176	158,330	180	239	320	16,795	18,695	28,095	125	249	7,367	11,956
100-199	402	414	468	53,190	54,346	61,904	392	409	447,360	337,803	444,457	350	362	465	64,554	54,368	142,004	293	415	31,478	43,136
200-399	307	305	243	79,452	75,440	60,808	304	302	621,666	496,546	479,645	294	272	241	90,206	83,764	75,512	252	221	39,861	40,989
400-799	89	92	(1)	44,745	46,169	(1)	89	92	374,225	324,221	(1)	86	87	(1)	44,216	54,360	(1)	75	(1)	19,320	(1)
800-1599	23	10	(1)	22,500	9,550	(1)	23	10	178,325	61,240	(1)	23	9	(1)	41,375	8,900	(1)	18	(1)	27,630	(1)
1600 and over	5	2	(1)	11,650	3,600	(1)	5	2	128,850	26,034	(1)	5	2	(1)	9,100	4,000	(1)	5	(1)	4,790	(1)
400-699	78	83	33	36,945	39,754	14,450	78	83	315,965	286,096	111,277	75	78	33	36,150	46,295	18,840	65	30	14,622	9,257
700-999	25	15	5	19,350	11,365	3,850	25	15	156,495	71,065	34,931	25	14	5	19,591	11,265	5,800	20	5	8,578	3,450
1000-2499	11	6	2	14,500	8,200	2,850	11	6	104,290	54,334	38,585	11	6	2	33,850	9,700	6,000	10	2	26,350	4,850
2500 and over	3	—	—	8,100	—	—	3	—	104,650	—	—	3	—	—	5,100	—	—	3	—	2,190	—
Lackawanna																					
Total	1,163	1,286	1,292	100,480	106,566	105,576	1,099	1,235	809,975	856,428	810,636	1,069	1,213	1,294	212,788	196,470	190,926	679	807	107,329	86,594
None	—	—	—	—	—	—	15	7	6,717	1,269	4,008	30	12	8	2,285	835	625	17	8	1,813	535
Under 25	319	308	579	4,560	4,625	15,856	276	275	42,144	25,995	125,020	256	271	577	14,345	10,257	35,930	85	241	7,559	13,502
25-49	294	356		9,698	11,353		278	346	75,031	84,114		259	330		21,256	22,417		153		8,764	
50-99	259	310	407	16,687	19,192	26,048	246	299	127,310	142,462	194,157	241	295	403	33,106	37,417	47,108	175	288	14,589	19,972
100-199	158	191	195	19,875	23,709	24,540	152	189	156,559	191,319	179,870	153	188	195	41,600	44,498	41,384	130	170	20,783	20,404
200-399	94	91	85	22,771	22,155	21,361	93	89	186,845	188,627	153,921	92	88	85	44,181	36,770	35,820	82	77	22,224	18,521
400-799	31	20	(1)	14,345	10,136	(1)	31	20	125,570	79,904	(1)	31	19	(1)	33,525	14,926	(1)	30	(1)	17,787	(1)
800 and over	8	10	(1)	12,544	15,396	(1)	8	10	89,799	142,738	(1)	7	10	(1)	22,490	29,350	(1)	7	(1)	13,810	(1)
400-699	28	18	17	12,245	8,638	7,721	28	18	107,220	65,846	62,574	28	17	17	27,525	13,261	11,644	27	16	14,087	6,760
700-999	6	4	3	4,500	3,298	2,350	6	4	38,750	30,658	19,455	5	4	3	10,340	5,365	3,400	5	2	7,080	720
1000 and over	5	8	6	10,144	13,596	7,700	5	8	69,399	126,138	71,631	5	8	6	18,150	25,650	15,015	5	5	10,430	6,180
Lancaster																					
Total	7,114	8,058	8,549	1,319,209	1,306,207	1,234,142	6,844	7,953	11,578,211	9,240,541	9,752,019	6,001	7,010	8,518	2,754,536	2,087,864	2,121,347	5,200	6,707	1,880,959	1,162,133
None	—	—	—	—	—	—	150	14	178,214	6,092	20,936	173	22	34	89,321	11,231	21,374	175	34	78,552	20,413
Under 25	611	546	1,609	8,790	8,271	46,380	452	508	69,962	49,255	355,193	300	354	1,590	54,417	21,062	115,496	152	848	44,002	60,502
25-49	928	1,094		30,994	36,248		833	1,077	199,784	206,963		641	874		81,679	65,947		418		56,865	
50-99	1,446	1,840	2,074	94,442	118,091	135,899	1,374	1,811	726,434	698,662	1,076,470	1,133	1,572	2,064	199,706	167,357	251,402	931	1,532	132,022	129,252
100-199	1,764	2,264	2,743	227,768	293,584	359,839	1,699	2,248	1,810,465	1,928,252	2,799,166	1,544	2,018	2,723	466,724	459,319	602,847	1,405	2,348	301,078	333,928
200-399	1,634	1,712	1,687	417,595	437,857	427,071	1,610	1,697	3,605,002	3,161,436	3,279,658	1,504	1,601	1,675	789,275	685,923	647,054	1,448	1,541	503,937	363,584
400-799	561	489	(1)	279,736	241,330	(1)	557	486	2,483,019	1,878,953	(1)	537	462	(1)	497,689	384,525	(1)	517	(1)	320,531	(1)
800-1599	132	90	(1)	137,321	93,993	(1)	131	89	1,286,547	693,263	(1)	131	86	(1)	235,970	175,041	(1)	117	(1)	154,979	(1)
1600-3199	28	18	(1)	61,863	35,075	(1)	28	16	572,483	254,495	(1)	28	14	(1)	155,355	55,209	(1)	27	(1)	125,414	(1)
3200 and over	10	7	(1)	60,700	41,758	(1)	10	7	646,301	363,170	(1)	10	7	(1)	184,400	62,250	(1)	10	(1)	163,579	(1)
400-699	513	452	344	245,631	214,765	161,236	509	449	2,197,411	1,675,291	1,337,721	489	427	341	430,304	339,192	294,385	471	319	278,054	145,537
700-999	104	76	59	80,867	60,395	45,512	103	76	712,011	456,910	392,735	103	73	59	140,950	110,369	76,092	96	55	90,299	41,522
1000-2499	96	61	29	130,822	77,888	40,705	96	60	1,246,176	580,199	389,340	96	58	28	277,885	139,375	73,997	87	26	211,571	47,795
2500 and over	18	13	4	82,300	59,108	17,500	18	13	832,752	477,481	100,800	18	11	4	224,275	88,089	38,700	17	4	184,579	19,600

Lawrence																				
Total	1,857	2,321	2,032	162,357	178,319	155,113	1,796	2,169	1,538,440	1,260,781	1,188,116	1,673	2,011	2,019	299,160	265,950	256,470	1,172	1,406	154,667	134,218
None	———	———	———	———	———	———	17	6	7,719	4,945	4,829	28	5	14	4,080	343	1,195	19	17	3,627	1,025
Under 25	411	432	854	5,671	6,418	23,869	371	357	48,610	42,384	180,961	312	293	831	20,648	10,840	45,629	127	397	11,686	19,553
25-49	468	659		15,323	21,866		449	615	124,234	145,312		409	569		35,331	33,764		251		15,738	
50-99	480	680	687	30,464	42,485	44,184	467	653	262,329	266,707	301,214	442	622	684	58,731	60,906	72,587	350	543	29,586	36,956
100-199	288	367	363	35,016	46,179	44,762	286	360	335,919	315,109	347,617	273	346	363	64,302	68,903	74,736	243	331	35,330	41,098
200-399	153	143	98	37,237	34,401	23,869	150	140	366,047	279,605	192,040	152	137	97	62,613	51,707	35,433	131	90	33,224	20,879
400-799	42	30	(1)	21,457	14,570	(1)	42	28	204,009	113,687	(1)	42	29	(1)	29,805	20,887	(1)	37	(1)	14,856	(1)
800 and over	15	10	(1)	17,189	12,400	(1)	14	10	189,573	93,032	(1)	15	10	(1)	23,650	18,600	(1)	14	(1)	10,620	(1)
400-699	36	29	21	17,257	13,870	9,966	36	27	162,669	108,087	78,433	36	28	21	24,655	19,887	14,440	31	21	11,606	8,652
700-999	14	3	7	10,950	2,300	5,783	14	3	107,296	16,400	53,582	14	3	7	15,600	4,100	9,064	14	5	8,220	4,375
1000 and over	7	8	2	10,439	10,800	2,680	6	8	123,617	82,232	29,440	7	8	2	13,200	15,500	3,386	6	2	5,650	1,680
Lebanon																					
Total	1,716	2,050	2,038	242,042	273,542	259,053	1,657	2,002	1,985,524	1,891,476	1,906,946	1,425	1,787	2,030	660,371	463,234	407,659	1,212	1,517	490,191	193,564
None	———	———	———	———	———	———	11	4	6,892	502	4,878	14	4	12	203,606	564	2,217	12	11	205,447	1,574
Under 25	205	193	451	2,827	3,036	12,994	180	175	21,374	16,662	97,455	117	111	439	11,700	4,412	31,508	69	212	8,021	14,479
25-49	273	346		9,174	11,531		255	335	68,628	68,444		201	288		22,054	19,233		121		13,221	
50-99	406	501	542	26,287	32,377	34,997	391	494	185,332	192,449	238,183	333	444	539	59,968	53,610	63,732	280	373	35,968	27,185
100-199	436	556	642	55,062	71,574	82,039	431	544	432,122	465,830	587,032	389	513	640	104,788	116,293	122,434	361	543	62,586	56,629
200-399	270	336	312	67,839	85,771	79,488	264	333	530,310	598,025	581,082	247	314	311	105,224	135,614	114,950	247	292	60,097	57,829
400-799	101	97	(1)	49,253	47,747	(1)	100	96	442,123	336,811	(1)	100	95	(1)	92,031	97,928	(1)	98	(1)	61,402	(1)
800-1599	22	20	(1)	24,000	19,506	(1)	22	20	240,904	187,753	(1)	21	17	(1)	46,000	31,080	(1)	24	(1)	43,449	(1)
1600 and over	3	1	(1)	7,600	2,000	(1)	3	1	59,739	25,000	(1)	3	1	(1)	15,000	4,500	(1)				
400-699	95	93	72	44,953	44,947	33,305	94	92	402,608	316,991	266,204	94	91	70	86,031	91,428	49,318	92	67	56,792	24,711
700-999	13	14	15	10,000	11,202	12,130	13	14	103,768	97,080	102,707	12	12	15	17,500	15,126	16,100	13	15	12,554	7,957
1000 and over	18	11	4	25,900	13,104	4,100	18	11	236,390	135,493	29,405	18	10	4	49,500	26,954	7,400	17	4	35,505	3,200
Lehigh																					
Total	1,767	2,524	2,181	248,098	289,735	227,782	1,693	2,428	2,223,516	2,138,094	1,653,252	1,488	2,235	2,172	508,911	457,511	392,915	1,236	1,561	287,344	191,315
None	———	———	———	———	———	———	23	3	18,887	787	1,648	27	1	8	16,749	316	3,925	29	6	34,537	3,480
Under 25	190	337	634	2,751	5,193	18,623	154	292	21,486	31,026	138,894	96	219	620	6,914	9,433	41,290	54	307	4,350	17,919
25-49	364	522		12,170	17,520		344	500	83,075	121,219		278	457		23,549	24,625		177		9,295	
50-99	441	738	771	28,462	47,451	51,026	425	719	205,160	302,591	375,401	372	674	769	54,822	70,257	88,106	305	590	23,260	37,361
100-199	430	581	541	54,248	74,182	67,370	410	572	393,672	497,442	447,213	383	553	541	95,741	115,687	112,692	356	457	48,546	52,713
200-399	227	251	176	57,591	62,471	43,716	222	248	497,556	445,378	289,873	217	243	176	103,812	97,387	73,909	204	150	54,152	36,972
400-799	80	64	(1)	41,308	32,631	(1)	80	63	385,657	262,389	(1)	78	59	(1)	92,605	55,371	(1)	77	(1)	43,019	(1)
800-1599	27	24	(1)	28,773	23,787	(1)	27	24	299,415	172,303	(1)	27	22	(1)	62,700	33,962	(1)	26	(1)	39,085	(1)
1600 and over	8	7	(1)	22,815	26,500	(1)	8	7	318,608	304,959	(1)	8	7	(1)	52,219	50,473	(1)	8	(1)	31,100	(1)
400-699	70	57	44	34,208	27,648	21,679	70	57	308,872	217,664	182,597	68	52	43	64,089	46,607	36,999	68	36	37,769	20,414
700-999	21	23	6	18,475	18,862	4,902	21	22	164,742	146,574	37,490	21	22	6	50,116	28,326	9,900	19	6	18,925	4,788
1000-2499	20	10	6	27,698	13,626	8,300	20	10	299,802	113,596	88,300	20	9	6	53,900	20,916	15,500	20	6	36,010	8,700
2500 and over	4	5	3	14,515	22,782	11,966	4	5	230,264	261,817	111,836	4	5	3	39,419	43,957	10,594	4	3	20,500	8,968
Luzerne																					
Total	1,847	2,202	2,094	154,928	182,745	166,300	1,792	2,079	1,173,095	969,370	1,282,870	1,661	1,821	2,079	284,961	220,825	323,418	901	1,356	142,332	153,991
None	———	———	———	———	———	———	40	4	16,585	3,238	3,960	53	6	9	10,703	460	805	33	5	7,660	440
Under 25	479	588	1,053	6,896	8,784	29,185	426	518	40,363	39,998	219,849	373	457	1,037	14,058	12,023	63,503	79	519	3,815	27,450
25-49	519	723		17,068	23,209		502	688	101,163	116,277		447	606		30,882	31,902		190		10,227	
50-99	403	508	614	25,700	30,914	39,109	390	494	167,256	153,373	286,302	370	438	607	49,697	41,980	80,103	233	457	19,576	35,187
100-199	260	235	270	32,359	28,701	33,218	251	230	226,287	163,739	250,956	242	188	269	55,297	41,511	59,598	206	234	25,987	28,309
200-399	123	97	101	30,971	24,065	25,119	120	95	246,225	185,131	178,219	115	80	101	55,010	37,769	48,576	105	88	30,211	23,568
400-799	48	36	(1)	24,484	18,359	(1)	48	35	193,837	127,488	(1)	47	33	(1)	40,264	27,230	(1)	43	(1)	24,328	(1)
800 and over	15	15	(1)	17,450	28,713	(1)	15	15	181,379	200,128	(1)	14	13	(1)	29,050	27,950	(1)	12	(1)	20,528	(1)
400-699	45	33	38	22,384	16,177	18,610	45	32	175,012	111,895	166,641	44	30	38	37,314	23,800	32,386	40	37	22,428	17,033
700-999	8	7	9	6,300	5,595	7,309	8	7	64,065	37,291	59,751	8	6	9	9,600	7,630	13,325	7	8	6,505	7,354
1000 and over	10	11	9	13,250	25,300	13,750	10	11	136,139	178,428	117,192	9	10	9	22,400	23,750	25,122	8	8	15,923	14,650

[1] Comparison with later censuses may be found in groups below beginning with 400-699.

COUNTY TABLE 1.—CHICKENS ON FARMS 1940, 1935, AND 1930; CHICKEN EGGS PRODUCED AND CHICKENS RAISED 1939, 1934, AND 1929; AND CHICKENS SOLD, 1939 AND 1929; CLASSIFIED BY NUMBER ON HAND—Continued

(Chickens on hand over 4 months old Apr. 1, 1940 and over 3 months old Jan. 1, 1935 and Apr. 1, 1930)

STATE OR COUNTY AND NUMBER OF CHICKENS ON HAND	CHICKENS ON HAND						CHICKEN EGGS PRODUCED					CHICKENS RAISED						CHICKENS SOLD			
	Farms reporting			Number			Farms reporting		Dozens			Farms reporting			Number			Farms reporting		Number	
	1940 (Apr.1)	1935 (Jan.1)	1930 (Apr.1)	1940 (Apr. 1)	1935 (Jan. 1)	1930 (Apr. 1)	1939	1934	1939	1934	1929	1939	1934	1929	1939	1934	1929	1939	1929	1939	1929
PENNSYLVANIA—Continued																					
Lycoming																					
Total	2,343	2,654	2,521	189,497	204,053	187,552	2,235	2,603	1,440,797	1,082,976	1,369,661	2,053	2,354	2,529	402,584	298,526	336,191	1,568	1,900	237,042	167,858
None	-----	-----	-----	-------	-------	-------	39	2	47,981	350	3,260	46	13	13	20,061	460	1,769	37	11	17,497	1,381
Under 25	422	368	956	6,085	5,492	28,434	352	342	35,378	26,172	212,990	297	265	954	20,290	7,547	59,953	134	552	12,828	29,973
25-49	615	674		20,736	22,748		570	667	123,821	109,576		502	586		39,465	27,810		317		16,836	
50-99	710	923	987	46,353	58,957	65,236	692	912	287,413	305,209	454,440	646	854	984	97,897	76,040	108,077	565	810	52,408	54,510
100-199	415	524	481	51,615	61,924	58,979	404	517	367,761	321,112	392,875	388	487	481	104,996	83,096	97,149	350	441	63,813	51,729
200-399	134	133	75	32,997	31,468	18,638	131	131	249,808	180,627	156,732	128	119	75	58,190	45,216	32,008	120	66	32,217	16,423
400-799	37	25	(1)	18,161	12,229	(1)	37	25	157,995	73,785	(1)	36	23	(1)	33,635	20,857	(1)	35	(1)	23,743	(1)
800-1599	7	4	(1)	6,850	4,335	(1)	7	4	63,980	55,200	(1)	7	4	(1)	14,950	13,700	(1)	7	(1)	8,400	(1)
1600 and over	3	3	(1)	6,700	6,900	(1)	3	3	86,660	10,945	(1)	3	3	(1)	13,100	23,800	(1)	3	(1)	9,300	(1)
400-699	34	24	18	16,011	11,529	8,825	34	24	134,445	72,690	77,764	33	22	18	30,985	20,257	14,575	32	17	21,843	9,002
700-999	8	3	1	6,300	2,400	800	8	3	56,330	30,895	7,200	8	3	1	8,600	10,600	1,000	8	-----	4,800	-------
1000 and over	5	5	3	9,400	9,535	6,640	5	5	117,860	36,345	64,400	5	5	3	22,100	27,500	21,660	5	3	14,800	4,840
McKean																					
Total	874	1,121	913	39,828	47,834	42,330	814	1,113	299,058	336,264	363,335	726	915	915	67,819	64,880	70,242	330	434	26,234	30,345
None	-----	-----	-----	-------	-------	-------	12	1	2,398	180	660	13	9	7	1,132	270	313	8	5	448	182
Under 25	406	476	653	5,862	7,102	16,133	357	467	48,491	45,489	139,568	290	335	649	12,426	11,910	27,580	74	246	4,698	9,464
25-49	259	379		8,467	12,137		242	379	55,507	87,912		225	320		12,323	14,970		107		3,261	
50-99	131	181	178	8,465	10,991	11,229	126	181	59,486	74,778	91,569	123	171	177	15,245	13,740	16,859	80	114	5,917	6,863
100-199	48	60	58	5,875	7,409	7,056	47	60	45,985	49,521	60,091	46	55	58	9,850	8,925	10,397	35	46	5,009	5,031
200-399	18	18	18	4,300	4,745	4,797	18	18	29,737	39,947	44,041	17	18	18	6,693	6,840	11,528	14	17	2,306	6,800
400 and over	12	7	6	6,859	5,450	3,115	12	7	57,454	38,437	27,406	12	7	6	10,150	8,225	3,565	12	6	4,595	2,005
Mercer																					
Total	3,230	4,047	3,699	253,238	293,284	265,096	3,016	3,777	1,929,824	1,872,991	1,998,519	2,746	3,467	3,651	417,660	381,249	417,683	2,003	2,674	223,339	220,852
None	-----	-----	-----	-------	-------	-------	31	3	11,756	409	6,565	50	8	21	8,716	1,859	3,393	49	19	8,278	2,920
Under 25	672	710	1,670	9,848	10,624	46,889	556	573	67,681	60,193	368,034	435	481	1,628	28,313	13,603	82,352	187	950	15,976	38,167
25-49	909	1,266		30,871	42,510		837	1,192	192,130	247,504		766	1,088		59,415	55,710		496		27,149	
50-99	903	1,262	1,286	58,006	80,512	83,685	865	1,215	397,025	474,814	618,238	800	1,148	1,268	101,854	96,755	129,196	655	1,051	53,833	68,860
100-199	504	562	542	62,699	67,820	66,776	488	551	460,145	413,117	458,061	465	513	538	97,064	82,831	99,519	403	472	47,572	53,332
200-399	182	179	153	44,460	44,123	38,045	180	176	341,621	289,217	286,182	173	163	151	60,538	55,106	57,786	160	134	31,541	30,078
400-799	40	49	(1)	19,454	25,372	(1)	40	48	172,427	195,687	(1)	37	48	(1)	22,160	46,377	(1)	34	(1)	9,940	(1)
800-1599	14	19	(1)	13,300	22,323	(1)	13	19	137,539	192,050	(1)	14	18	(1)	24,200	29,008	(1)	13	(1)	15,750	(1)
1600 and over	6	------	(1)	14,600	-------	(1)	6	-----	149,500	---------	(1)	6	-----	(1)	15,400	--------	(1)	6	(1)	13,300	(1)
400-699	38	43	32	18,054	21,097	15,891	38	42	160,442	162,417	145,936	35	42	31	20,510	35,392	25,272	32	32	9,610	15,495
700-999	9	9	12	7,200	6,798	9,210	8	9	75,789	44,800	76,743	9	9	12	12,150	13,293	13,565	9	12	8,330	7,600
1000 and over	13	16	4	22,100	19,800	4,600	13	16	223,235	180,520	38,760	13	15	4	29,100	26,700	6,600	12	4	21,050	4,400
Mifflin																					
Total	1,067	1,151	1,070	135,584	135,191	121,751	979	1,120	1,050,925	962,062	1,029,808	942	1,077	1,074	242,610	204,795	231,412	719	885	139,307	132,961
None	-----	-----	-----	-------	-------	-------	6	5	4,258	1,065	4,585	9	1	6	565	780	641	5	5	255	415
Under 25	109	98	239	1,475	1,470	7,187	84	82	8,601	10,849	64,746	65	69	238	3,457	3,290	17,357	28	131	1,873	8,274
25-49	178	197		5,967	6,696		157	192	38,553	41,207		153	185		15,356	11,629		86		8,467	

50-99	267	334	341	17,347	21,958	22,652	246	325	126,503	144,993	191,945	230	323	341	33,394	32,339	42,294	172	286	18,120	22,609
100-199	311	324	333	40,646	42,199	43,963	291	320	308,969	281,705	330,238	293	309	332	79,559	59,968	74,687	260	310	45,092	41,982
200-399	168	166	123	43,159	41,582	30,165	161	164	363,467	299,613	263,963	158	159	123	67,035	60,795	63,508	138	120	37,666	38,457
400-799	26	24	(1)	12,335	11,685	(1)	26	24	101,487	96,057	(1)	26	23	(1)	17,650	18,025	(1)	22	(1)	10,398	(1)
800-1599	5	7	(1)	4,330	7,223	(1)	5	7	34,862	75,915	(1)	5	7	(1)	5,850	10,269	(1)	5	(1)	3,111	(1)
1600 and over	3	1	(1)	10,325	2,378	(1)	3	1	64,225	10,658	(1)	3	1	(1)	19,744	7,700	(1)	3	(1)	14,325	(1)
400-699	25	23	29	11,635	10,985	13,484	25	23	92,362	89,817	122,888	25	22	29	16,650	16,975	24,525	21	28	10,158	15,027
700-999	6	5	4	5,030	4,089	3,100	6	5	43,987	37,969	38,003	6	5	4	6,850	4,719	6,100	6	4	3,351	4,700
1000 and over	3	4	1	10,325	6,212	1,200	3	4	64,225	54,844	13,440	3	4	1	19,744	14,300	2,300	3	1	14,325	1,497
Monroe																					
Total	1,007	1,293	1,261	88,585	100,980	101,085	972	1,201	742,542	684,949	783,252	845	1,048	1,263	168,152	114,457	143,054	527	734	93,614	69,632
None	------	------	-----	-------	-------	-------	17	3	5,609	438	3,435	21	4	8	24,452	395	499	18	5	22,308	334
Under 25	225	222	531	3,139	3,386	14,967	204	191	26,568	25,295	112,939	139	136	529	5,895	4,601	23,743	33	189	1,783	7,189
25-49	254	382		8,335	12,417		243	354	64,314	83,614		209	295		11,795	12,003		93		4,103	
50-99	271	365	409	17,277	22,743	26,606	262	348	135,437	153,213	188,768	232	313	407	27,393	24,447	32,908	172	271	11,522	13,359
100-199	157	226	233	19,406	27,936	28,937	151	214	170,078	174,976	201,178	148	211	232	34,272	32,873	41,113	124	186	17,316	21,946
200-399	68	74	67	16,993	18,813	16,377	65	71	128,010	140,577	145,098	65	67	66	31,310	23,538	22,141	59	63	16,284	12,749
400-799	21	18	(1)	10,155	8,885	(1)	19	15	83,478	65,555	(1)	20	17	(1)	16,515	12,725	(1)	19	(1)	10,288	(1)
800 and over	11	6	(1)	13,280	6,800	(1)	11	5	129,048	41,281	(1)	11	5	(1)	16,520	3,875	(1)	9	(1)	10,010	(1)
400-699	20	18	15	9,455	8,885	7,000	18	15	78,923	65,555	58,135	19	17	15	15,115	12,725	10,510	18	14	9,188	4,985
700-999	8	3	1	6,580	2,500	700	8	2	56,264	3,840	6,000	8	2	1	10,620	1,300	1,700	6	1	5,810	1,100
1000 and over	4	3	5	7,400	4,300	6,498	4	3	77,339	37,441	67,699	4	3	5	7,300	2,575	10,440	4	5	5,300	7,970
Montgomery																					
Total	2,332	3,126	2,957	432,491	568,253	531,758	2,274	3,060	3,678,800	3,999,599	4,160,234	2,057	2,531	2,897	950,015	903,229	953,538	1,587	2,138	632,307	500,085
None	------	------	-----	-------	-------	-------	49	4	58,128	2,346	25,893	67	8	27	37,512	10,365	16,517	57	28	33,732	16,029
Under 25	312	299	692	4,200	4,517	18,235	271	275	38,331	27,448	150,756	195	149	654	13,589	8,853	50,214	81	278	9,415	27,523
25-49	383	502		12,466	16,279		359	491	101,002	95,171		310	351		34,790	26,553		159		23,236	
50-99	465	651	654	29,348	41,029	42,260	448	641	245,760	263,022	302,978	378	512	640	67,158	52,597	75,706	281	443	38,946	33,726
100-199	480	765	698	60,508	100,149	89,897	465	753	488,127	670,382	617,141	434	672	681	144,566	150,360	142,762	371	554	95,926	70,894
200-399	378	538	553	96,532	146,902	141,793	369	530	743,445	1,012,719	1,027,106	362	483	540	179,698	217,345	284,807	335	498	114,760	126,638
400-799	237	273	(1)	122,398	142,450	(1)	236	271	1,107,735	1,045,455	(1)	234	264	(1)	257,672	226,511	(1)	227	(1)	165,633	(1)
800-1599	61	86	(1)	63,064	90,513	(1)	61	84	581,415	650,377	(1)	61	80	(1)	106,180	157,402	(1)	60	(1)	70,225	(1)
1600-3199	11	10	(1)	24,450	18,824	(1)	11	9	203,974	156,079	(1)	11	10	(1)	63,600	40,743	(1)	11	(1)	51,446	(1)
3200 and over	5	2	(1)	19,525	7,590	(1)	5	2	110,883	76,600	(1)	5	2	(1)	45,250	12,500	(1)	5	(1)	28,988	(1)
400-699	206	244	237	100,518	121,766	115,734	205	242	932,198	874,237	978,763	203	235	234	218,107	192,754	187,100	196	221	142,333	107,343
700-999	58	64	75	44,744	50,483	57,989	58	64	396,856	388,663	477,027	58	62	73	83,095	81,637	96,642	58	69	54,095	53,206
1000-2499	40	60	48	51,400	76,928	65,850	40	57	455,920	558,230	580,570	40	56	48	100,550	144,267	99,790	39	47	68,826	64,726
2500 and over	10	3	-----	32,775	10,200	--------	10	3	219,033	107,381	----------	10	3	-----	70,950	18,498	--------	10	-----	51,038	--------
Montour																					
Total	569	638	660	53,436	67,835	63,010	560	621	476,162	417,268	416,371	540	586	659	111,302	99,398	111,733	446	535	61,384	60,776
None	------	------	-----	-------	-------	-------	13	2	5,697	258	240	16	3	1	2,780	435	50	13	1	1,913	50
Under 25	82	56	182	1,193	861	4,712	71	48	13,904	6,837	34,970	69	36	161	5,446	1,240	9,667	32	90	3,537	3,909
25-49	130	128		4,347	4,279		124	122	27,418	18,458		114	109		10,908	6,871		78		5,508	
50-99	161	212	246	10,372	14,002	16,696	158	208	76,955	71,274	115,554	149	204	245	22,394	19,451	32,390	141	210	11,420	17,561
100-199	144	186	197	18,484	22,739	24,604	142	185	156,435	120,720	152,041	141	183	197	34,891	35,446	41,492	133	182	17,224	22,936
200-399	39	38	43	9,539	9,089	10,162	39	38	85,610	52,815	69,867	39	37	43	18,183	13,655	17,459	36	41	9,977	8,925
400-799	10	7	(1)	5,250	3,150	(1)	10	7	60,308	22,667	(1)	12	14	(1)	18,700	22,300	(1)	10	(1)	7,904	(1)
800 and over	3	11	(1)	4,251	13,715	(1)	3	11	49,635	124,239	(1)							3	(1)	3,901	(1)
400-699	9	7	11	4,550	3,150	5,636	9	7	40,298	22,667	34,939	9	7	11	8,200	3,135	7,675	9	10	4,404	4,395
700-999	1	4	-----	700	3,215	--------	1	4	20,010	31,329	----------	3	7	1	8,500	19,165	3,000	1	-----	3,500	--------
1000 and over	3	7	1	4,251	10,500	1,200	3	7	49,835	92,910	8,760							3	1	3,901	3,000
Northampton																					
Total	2,288	2,419	2,482	265,101	274,452	274,078	2,192	2,344	2,240,439	1,734,685	2,057,124	1,842	2,105	2,467	442,066	390,835	474,772	1,355	1,719	214,347	218,620
None	------	------	-----	-------	-------	-------	23	5	14,374	1,900	5,154	25	4	16	7,017	1,173	5,536	24	15	6,879	4,331
Under 25	342	274	677	4,915	4,157	19,399	300	235	47,186	24,787	146,770	190	223	657	9,926	8,450	44,149	77	298	4,005	19,406
25-49	493	524		16,449	17,431		463	508	129,665	91,154		367	442		32,074	27,812		224		14,044	

[1] Comparison with later censuses may be found in groups below beginning with 400-699.

COUNTY TABLE 1.—CHICKENS ON FARMS 1940, 1935, AND 1930; CHICKEN EGGS PRODUCED AND CHICKENS RAISED 1939, 1934, AND 1929; AND CHICKENS SOLD, 1939 AND 1929; CLASSIFIED BY NUMBER ON HAND—Continued

(Chickens on hand over 4 months old Apr. 1, 1940 and over 3 months old Jan. 1, 1935 and Apr. 1, 1930)

STATE OR COUNTY AND NUMBER OF CHICKENS ON HAND	CHICKENS ON HAND						CHICKEN EGGS PRODUCED					CHICKENS RAISED						CHICKENS SOLD			
	Farms reporting			Number			Farms reporting		Dozens			Farms reporting			Number			Farms reporting		Number	
	1940 (Apr.1)	1935 (Jan.1)	1930 (Apr.1)	1940 (Apr. 1)	1935 (Jan. 1)	1930 (Apr. 1)	1939	1934	1939	1934	1929	1939	1934	1929	1939	1934	1929	1939	1929	1939	1929
PENNSYLVANIA—Continued																					
Northampton—Con																					
50-99	591	737	863	37,181	45,974	56,078	577	727	302,638	245,829	413,685	495	658	854	66,024	68,358	92,785	362	602	29,336	35,149
100-199	470	561	611	59,381	67,439	76,936	463	551	480,476	356,671	531,847	419	484	609	97,819	101,249	116,230	345	507	39,717	51,332
200-399	256	206	229	64,647	49,797	58,530	252	202	559,075	306,654	403,515	232	187	229	103,051	78,403	91,861	223	204	53,860	41,426
400-799	85	87	(1)	43,707	43,499	(1)	85	86	355,273	324,495	(1)	83	80	(1)	62,984	69,470	(1)	74	(1)	33,486	(1)
800-1599	25	24	(1)	25,121	26,155	(1)	23	24	224,682	211,229	(1)	25	22	(1)	38,311	26,920	(1)	21	(1)	18,005	(1)
1600 and over	6	6	(1)	13,700	20,000	(1)	6	6	127,070	171,966	(1)	6	5	(1)	24,860	9,000	(1)	5	(1)	15,015	(1)
400-699	75	80	73	36,593	38,499	34,770	75	79	294,921	282,760	282,464	73	73	73	54,326	57,410	59,013	66	65	28,510	30,009
700-999	23	16	20	17,939	12,545	15,965	23	16	167,817	111,779	140,993	23	15	20	25,508	17,730	33,298	18	19	12,376	24,617
1000 and over	18	21	9	27,996	38,610	12,400	16	21	244,287	313,151	132,696	18	19	9	46,321	30,250	31,900	16	9	25,620	12,350
Northumberland																					
Total	1,607	2,171	2,017	227,924	274,428	214,323	1,510	2,125	1,948,468	2,047,611	1,514,096	1,431	1,905	2,021	523,356	445,322	398,674	1,213	1,600	321,924	211,566
None	-----	-----	-----	-----	-----	-----	15	5	56,648	597	6,425	14	4	16	9,253	1,260	4,910	17	14	7,306	4,655
Under 25	192	236	536	2,900	3,501	15,827	153	212	19,521	25,198	121,236	119	145	530	10,880	6,244	37,005	71	288	6,529	15,581
25-49	319	438		10,769	14,972		291	429	77,821	83,653		270	367		26,829	26,772		167		14,152	
50-99	418	628	695	26,697	40,724	45,903	390	618	188,730	233,313	314,199	379	576	692	65,191	67,099	86,430	330	569	36,796	42,639
100-199	387	527	548	48,768	65,765	69,362	376	521	372,672	395,345	460,400	359	488	545	125,448	97,052	127,201	356	503	74,032	65,541
200-399	182	219	175	45,290	56,419	43,436	177	217	356,283	413,586	280,027	173	209	175	95,534	93,715	70,743	169	164	55,850	39,495
400-799	74	90	(1)	37,880	47,665	(1)	73	90	357,925	449,216	(1)	72	83	(1)	77,521	77,761	(1)	68	(1)	44,978	(1)
800-1599	24	29	(1)	25,120	33,182	(1)	24	29	237,144	346,753	(1)	24	29	(1)	51,750	53,169	(1)	24	(1)	32,381	(1)
1600 and over	11	4	(1)	30,500	12,200	(1)	11	4	281,724	99,950	(1)	11	4	(1)	61,150	22,250	(1)	11	(1)	49,900	(1)
400-699	64	77	40	30,830	38,329	18,985	63	77	283,614	353,546	140,483	62	70	40	58,121	65,451	30,085	58	39	35,078	16,505
700-999	21	21	15	16,300	15,983	11,710	21	21	161,931	171,332	99,744	21	21	15	43,950	23,364	22,500	21	15	25,065	11,200
1000-2499	20	23	8	29,270	30,735	9,100	20	23	245,715	298,141	91,582	20	23	8	46,150	49,365	19,800	20	8	29,616	15,950
2500 and over	4	2	-----	17,100	8,000	-----	4	2	185,533	72,900	-----	4	2	-----	42,000	15,000	-----	4	-----	37,500	-----
Perry																					
Total	1,707	1,740	1,788	284,048	255,228	212,082	1,609	1,693	2,558,092	1,624,082	1,722,603	1,538	1,539	1,787	439,316	303,486	321,384	1,261	1,521	250,354	177,942
None	-----	-----	-----	-----	-----	-----	10	1	28,874	50	2,745	16	3	8	3,482	361	1,170	12	5	1,706	420
Under 25	158	129	378	2,194	1,921	11,482	116	113	15,697	11,154	86,441	98	74	376	4,904	2,267	24,395	45	248	3,079	12,438
25-49	222	231		7,615	7,750		200	222	55,924	35,385		185	196		11,288	9,039		112		5,479	
50-99	330	429	542	21,689	28,350	36,149	310	418	176,387	135,394	286,232	289	384	538	49,090	29,875	56,174	221	453	31,237	30,276
100-199	472	517	603	62,142	68,610	77,777	452	507	514,381	401,491	597,784	437	476	602	88,847	75,398	113,870	389	563	42,988	62,138
200-399	385	320	212	99,157	81,549	51,013	383	319	892,286	522,712	440,290	375	296	210	136,530	89,096	76,181	349	203	72,618	44,376
400-799	113	96	(1)	56,951	47,073	(1)	111	95	561,142	341,869	(1)	111	92	(1)	87,074	73,025	(1)	107	(1)	50,656	(1)
800-1599	22	17	(1)	22,400	18,175	(1)	22	17	212,356	148,947	(1)	22	17	(1)	48,400	22,425	(1)	21	(1)	32,856	(1)
1600 and over	5	1	(1)	11,900	1,800	(1)	5	1	101,045	27,080	(1)	5	1	(1)	9,701	2,000	(1)	5	(1)	9,735	(1)
400-699	102	91	34	49,221	43,523	15,961	100	90	481,549	313,316	134,712	100	87	34	77,049	69,150	18,215	96	31	44,551	10,253
700-999	22	8	11	17,180	6,150	8,450	22	8	175,135	48,159	75,323	22	8	11	24,225	6,725	17,700	22	10	13,886	10,475
1000-2499	13	15	8	16,750	17,375	11,250	13	15	151,512	156,421	99,076	13	15	8	36,501	21,575	13,679	12	8	26,410	7,566
2500 and over	3	-----	-----	8,100	-----	-----	3	-----	66,347	-----	-----	3	-----	-----	7,400	-----	-----	3	-----	8,400	-----
Philadelphia																					
Total	94	126	150	10,914	13,158	14,325	90	118	71,310	85,898	110,713	85	106	149	14,932	38,968	30,253	33	58	6,431	8,729
None	-----	-----	-----	-----	-----	-----	6	-----	1,083	-----	-----	7	-----	-----	485	-----	-----	1	-----	5	-----
Under 25	18	7	71	278	128	1,743	14	6	877	727	10,798	12	1	70	560	50	4,034	3	20	327	1,759
25-49	31	41		1,031	1,255		27	39	4,657	7,943		24	34		1,830	2,280		10		570	

50-99	23	50	39	1,392	2,815	2,462	22	46	5,573	17,241	16,059	21	45	39	1,545	19,030	4,179	4	17	415	1,014
100-199	9	15	25	1,153	1,760	2,870	8	15	5,910	14,114	20,097	8	15	25	1,642	3,275	5,035	5	10	479	1,131
200-399	5	8	10	1,060	2,150	2,550	5	7	5,400	17,356	19,120	5	8	10	2,400	4,710	7,250	4	7	1,070	1,125
400 and over	8	5	(1)	6,000	5,050	(1)	8	5	47,810	28,517	(1)	8	5	(1)	6,470	9,623	(1)	6	(1)	3,565	(1)
400-699	5	4	3	2,300	2,050	1,400	5	4	16,110	12,815	10,700	5	4	3	2,670	6,123	2,650	3	2	790	300
700 and over	3	1	2	3,700	3,000	3,300	3	1	31,700	15,702	33,939	3	1	2	3,800	3,500	7,105	3	2	2,775	3,400
Pike																					
Total	351	402	465	29,805	28,894	44,759	332	403	249,231	205,295	359,285	294	343	472	72,611	61,245	68,774	104	200	49,849	31,775
None	----	----	----	----	----	----	5	1	2,320	140	2,262	8	1	7	18,787	30	430	6	2	18,900	85
Under 25	126	112	239	1,786	1,815	6,482	110	112	14,669	11,798	50,187	86	88	239	8,078	4,755	9,945	18	55	5,325	2,148
25-49	95	139		3,216	4,411		90	139	24,309	29,995		84	118		7,916	13,108		15		4,055	
50-99	67	91	117	4,214	5,808	7,057	87	91	59,577	38,695	56,078	61	79	117	9,511	9,757	10,259	28	58	5,071	3,477
100-199	28	25	57	3,409	3,165	6,985	26	25	25,008	22,155	52,124	23	23	57	4,124	5,445	10,937	16	38	1,731	5,219
200-399	25	19	29	6,530	4,920	7,335	24	19	49,051	35,424	57,579	22	18	29	9,235	10,565	10,973	12	24	4,767	5,677
400-799	7	15	(1)	3,900	8,175	(1)	7	15	35,872	60,785	(1)	7	15	(1)	6,310	15,085	(1)	6	(1)	3,550	(1)
800 and over	3	1	(1)	6,750	800	(1)	3	1	58,425	6,303	(1)	3	1	(1)	8,650	2,500	(1)	3	(1)	6,450	(1)
400-699	5	13	16	2,500	6,725	8,050	5	13	21,424	49,765	60,725	5	13	16	3,910	12,485	12,530	4	16	2,500	6,960
700-999	2	3	2	1,400	2,250	1,500	2	3	14,448	17,323	12,000	2	3	2	2,400	5,100	1,900	2	2	1,050	1,509
1000 and over	3	----	5	6,750	----	7,350	3	----	58,425	----	68,328	3	----	5	8,650	----	11,800	3	5	6,450	6,700
Potter																					
Total	1,048	1,362	1,319	56,553	71,882	62,740	951	1,341	487,793	535,153	500,428	766	1,059	1,314	76,113	77,708	88,289	342	687	33,452	35,394
None	----	----	----	----	----	----	7	4	4,162	1,284	4,415	11	6	13	2,873	183	1,877	8	14	2,547	1,541
Under 25	422	454	944	5,961	7,056	28,907	354	442	37,531	50,465	189,071	240	308	930	7,780	8,855	36,202	67	399	3,368	12,122
25-49	317	514		10,350	16,646		300	507	71,799	119,564		244	407		12,608	18,069		92		3,854	
50-99	175	251	259	11,609	14,908	15,905	162	250	88,772	107,018	124,623	152	217	256	15,856	16,196	19,722	75	179	5,853	7,914
100-199	82	93	80	10,147	11,297	9,787	80	88	95,873	78,888	79,123	70	78	79	12,349	13,530	13,701	61	61	5,684	5,987
200-399	36	34	25	9,217	8,740	6,366	32	34	70,484	69,099	45,939	34	29	25	11,622	10,575	8,462	27	23	5,637	3,900
400 and over	16	16	(1)	9,289	13,235	(1)	16	16	119,172	108,835	(1)	15	14	(1)	13,025	10,300	(1)	12	(1)	6,509	(1)
400-699	13	7	8	6,429	3,300	3,875	13	7	79,815	23,875	31,807	12	6	8	9,825	3,525	4,325	12	11	6,509	3,930
700 and over	3	9	3	2,840	9,935	2,900	3	9	39,357	84,960	25,450	3	8	3	3,200	6,775	4,000				
Schuylkill																					
Total	1,796	2,459	2,326	246,941	256,737	255,238	1,659	2,389	2,047,897	1,756,388	1,906,021	1,667	2,095	2,320	593,949	449,296	494,372	1,313	1,686	348,695	247,705
None	----	----	----	----	----	----	9	5	13,900	355	5,265	19	6	9	15,716	10,580	4,568	19	7	13,734	3,620
Under 25	211	385	748	3,335	5,820	21,150	166	361	23,125	37,056	164,943	149	295	740	15,458	12,457	49,942	64	341	9,647	25,065
25-49	393	633		12,885	20,430		346	605	74,545	117,098		347	528		36,034	35,639		200		18,101	
50-99	445	647	749	28,312	40,331	48,256	423	631	178,889	242,198	344,743	417	562	747	69,982	72,995	97,828	355	588	35,233	45,547
100-199	416	505	508	51,959	62,644	63,661	393	500	373,675	427,770	435,184	406	470	505	129,660	114,712	122,789	373	449	69,565	62,760
200-399	202	181	220	50,871	44,517	53,457	194	180	427,537	322,317	384,754	200	148	219	123,981	81,388	91,200	195	207	74,838	46,556
400-799	92	76	(1)	46,379	38,120	(1)	91	75	446,714	265,002	(1)	92	62	(1)	93,818	59,830	(1)	90	(1)	56,127	(1)
800-1599	28	25	(1)	28,700	25,675	(1)	28	25	307,952	224,342	(1)	28	19	(1)	62,800	45,395	(1)	28	(1)	37,250	(1)
1600 and over	9	7	(1)	24,500	19,200	(1)	9	7	201,560	120,250	(1)	9	5	(1)	46,500	16,300	(1)	9	(1)	34,200	(1)
400-699	82	68	63	39,234	32,520	29,049	81	67	369,994	226,972	228,936	82	55	62	82,008	49,480	59,904	80	59	48,173	28,764
700-999	23	17	19	17,595	13,275	15,345	23	17	197,881	107,325	147,536	23	13	19	32,110	23,145	29,491	23	18	18,904	13,843
1000-2499	21	19	18	29,750	23,400	21,800	21	19	297,502	196,647	169,660	21	14	18	66,000	37,600	33,650	21	16	45,300	19,550
2500 and over	3	4	1	13,000	13,800	2,500	3	4	90,849	78,650	25,000	3	4	1	23,000	11,300	5,000	3	1	15,200	2,000
Snyder																					
Total	1,481	1,564	1,523	187,031	193,166	174,381	1,453	1,537	1,448,949	1,158,987	1,292,305	1,307	1,405	1,516	280,637	243,470	257,374	1,106	1,309	142,841	144,780
None	----	----	----	----	----	----	19	8	8,178	5,230	1,519	21	10	8	12,372	1,355	1,010	24	7	11,625	880
Under 25	136	115	284	1,976	1,721	8,477	114	100	16,496	8,819	59,058	82	83	275	8,320	2,625	18,945	52	188	5,856	11,333
25-49	242	225		8,100	7,677		234	220	59,808	42,188		187	201		16,077	8,801		128		9,615	
50-99	366	451	503	24,073	30,022	34,990	355	446	172,437	183,441	270,634	315	399	501	40,579	36,655	49,850	268	423	19,863	24,819
100-199	467	495	534	60,086	62,988	69,127	463	489	453,600	373,186	494,227	446	460	531	91,634	76,735	96,686	401	497	42,085	54,795
200-399	203	213	169	51,062	53,569	42,434	201	211	392,616	324,299	306,705	191	192	168	58,158	68,159	59,871	174	162	25,242	34,643
400-799	54	54	(1)	25,821	26,325	(1)	54	53	214,590	165,164	(1)	52	50	(1)	37,502	36,415	(1)	47	(1)	18,787	(1)
800 and over	13	11	(1)	15,913	10,866	(1)	13	10	131,224	56,660	(1)	13	10	(1)	15,995	12,725	(1)	12	(1)	9,768	(1)
400-699	53	51	27	25,121	24,125	12,510	53	50	208,590	145,684	110,512	51	47	27	33,502	34,465	19,195	46	26	15,787	10,630
700-999	9	9	2	7,513	7,200	1,450	9	9	54,653	48,460	11,700	9	9	2	11,695	6,825	3,300	8	2	6,968	1,900
1000 and over	5	5	4	9,100	5,866	5,393	5	4	82,571	27,680	37,950	5	4	4	8,300	7,850	8,517	5	4	5,800	5,800

[1] Comparison with later censuses may be found in groups below beginning with 400-699.

COUNTY TABLE 1.—CHICKENS ON FARMS 1940, 1935, AND 1930; CHICKEN EGGS PRODUCED AND CHICKENS RAISED 1939, 1934, AND 1929; AND CHICKENS SOLD, 1939 AND 1929; CLASSIFIED BY NUMBER ON HAND—Continued

(Chickens on hand over 4 months old Apr. 1, 1940 and over 3 months old Jan. 1, 1935 and Apr. 1, 1930)

STATE OR COUNTY AND NUMBER OF CHICKENS ON HAND	CHICKENS ON HAND						CHICKEN EGGS PRODUCED					CHICKENS RAISED						CHICKENS SOLD			
	Farms reporting			Number			Farms reporting		Dozens			Farms reporting			Number			Farms reporting		Number	
	1940 (Apr.1)	1935 (Jan.1)	1930 (Apr1)	1940 (Apr. 1)	1935 (Jan. 1)	1930 (Apr. 1)	1939	1934	1939	1934	1929	1939	1934	1929	1939	1934	1929	1939	1929	1939	1929
PENNSYLVANIA—Continued																					
Somerset																					
Total	3,072	3,485	3,225	313,777	291,265	244,836	2,917	3,381	2,655,377	1,928,710	1,763,919	2,720	3,002	3,184	432,862	369,228	363,967	1,658	2,207	204,026	167,635
None	—	—	—	—	—	—	29	2	20,288	85	5,524	33	4	12	5,797	177	1,226	21	12	3,294	1,093
Under 25	654	624	1,284	10,119	9,926	35,939	571	566	81,045	52,044	262,549	521	457	1,215	21,583	11,872	55,882	150	602	8,052	18,954
25-49	782	932		26,182	30,913		729	904	181,294	171,215		659	788		35,872	32,094		324		10,622	
50-99	688	1,006	1,193	43,772	65,909	78,234	663	995	307,712	412,851	522,856	611	900	1,189	56,045	74,599	109,721	416	899	20,454	44,982
100-199	490	619	593	62,633	77,312	75,808	478	612	525,827	492,362	515,908	459	564	593	90,620	93,950	114,178	364	527	40,141	56,172
200-399	317	230	140	79,282	57,781	33,228	307	229	701,034	409,516	269,140	300	217	140	104,002	84,129	51,750	254	134	52,379	28,783
400-799	113	63	(1)	57,550	31,155	(1)	112	62	509,351	248,452	(1)	110	61	(1)	69,943	45,086	(1)	103	(1)	33,968	(1)
800-1599	23	8	(1)	23,250	8,700	(1)	23	8	229,853	53,150	(1)	23	8	(1)	33,000	9,000	(1)	22	(1)	23,427	(1)
1600 and over	5	3	(1)	10,989	9,569	(1)	5	3	98,973	89,035	(1)	4	3	(1)	16,000	18,319	(1)	4	(1)	11,689	(1)
400-699	102	59	24	49,800	28,205	11,527	101	58	444,233	226,077	98,559	99	57	24	60,493	42,011	16,829	93	23	29,243	9,742
700-999	23	7	6	17,600	5,500	4,300	23	7	155,908	32,655	38,653	23	7	6	22,150	5,875	5,625	21	6	13,015	3,709
1000 and over	16	8	5	24,389	15,719	5,800	16	8	238,036	131,905	50,730	15	8	5	36,300	24,519	8,756	15	4	26,826	4,200
Sullivan																					
Total	564	618	664	48,446	41,798	45,623	544	607	424,933	355,337	354,291	487	497	667	73,860	49,063	66,307	306	469	37,817	36,561
None	—	—	—	—	—	—	4	5	2,700	1,370	205	3	3	3	350	1,130	435	4	3	617	460
Under 25	140	120	336	2,039	1,735	9,215	128	114	14,558	11,235	74,767	102	81	336	3,333	2,428	15,418	28	187	894	6,872
25-49	149	213		4,905	7,102		143	205	33,693	45,458		130	177		7,118	8,878		61		3,012	
50-99	125	174	214	8,124	11,172	13,661	124	172	62,609	84,219	99,386	108	146	214	11,563	10,893	20,870	81	176	5,562	11,660
100-199	88	68	74	11,073	8,434	9,399	85	68	92,820	72,240	66,563	83	55	74	19,053	8,942	12,011	73	65	9,832	6,137
200-399	41	33	28	11,080	8,055	6,780	39	33	100,793	74,309	56,768	40	27	28	17,443	8,517	9,548	38	27	9,420	5,910
400 and over	21	10	(1)	11,225	5,300	(1)	21	10	117,760	66,506	(1)	21	8	(1)	15,000	8,275	(1)	21	(1)	8,480	(1)
400-699	17	8	10	8,225	3,750	5,168	17	8	89,660	44,785	44,909	17	6	10	11,600	6,475	7,200	17	10	6,230	5,022
700 and over	4	2	2	3,000	1,550	1,400	4	2	28,100	21,721	11,693	4	2	2	3,400	1,800	825	4	1	2,250	500
Susquehanna																					
Total	2,310	2,695	2,804	139,123	181,183	190,863	2,152	2,472	1,197,637	1,398,538	1,597,480	2,054	2,151	2,684	285,244	272,188	315,383	1,113	1,882	159,561	179,597
None	—	—	—	—	—	—	30	17	12,054	7,543	6,272	44	26	20	10,994	7,554	1,755	46	21	9,432	1,804
Under 25	741	732	1,415	10,248	10,937	37,475	626	613	85,494	69,622	330,523	604	508	1,295	28,045	16,121	67,861	156	725	13,905	33,936
25-49	709	821		23,241	27,233		662	757	174,335	184,412		624	671		45,030	32,164		290		21,423	
50-99	465	672	882	29,264	41,877	56,054	449	634	251,657	297,400	490,786	419	548	870	61,100	60,387	87,400	294	682	35,261	48,455
100-199	255	282	354	31,529	34,486	44,493	249	272	261,923	277,567	361,904	227	233	350	61,030	51,594	72,576	199	314	33,786	42,207
200-399	104	127	111	25,541	31,265	27,447	100	123	234,117	258,886	218,670	100	112	108	45,627	47,971	41,893	95	101	26,021	25,925
400-799	32	50	(1)	15,350	24,685	(1)	32	47	145,557	195,595	(1)	32	45	(1)	28,218	39,097	(1)	30	(1)	18,358	(1)
800 and over	4	9	(1)	3,950	10,700	(1)	4	9	32,500	107,513	(1)	4	8	(1)	5,200	17,300	(1)	3	(1)	1,375	(1)
400-699	30	47	32	13,950	22,585	14,764	30	45	128,040	184,975	109,374	30	42	31	25,833	35,865	30,960	28	29	17,438	19,488
700-999	3	6	6	2,200	4,600	4,350	3	5	22,917	33,820	33,298	3	5	6	3,385	8,732	8,200	5	10	2,295	7,782
1000 and over	3	6	4	3,150	8,200	6,280	3	6	27,100	84,313	46,653	3	6	4	4,200	11,800	4,738				
Tioga																					
Total	2,010	2,651	2,656	177,934	196,703	176,259	1,882	2,624	1,577,350	1,556,805	1,524,432	1,578	2,045	2,684	220,939	207,258	308,409	845	1,635	107,608	148,798
None	—	—	—	—	—	—	38	5	17,861	2,779	18,752	44	7	35	6,606	724	7,048	41	26	7,098	6,020
Under 25	670	639	1,514	11,605	9,609	41,374	572	620	97,096	73,322	356,006	458	435	1,507	16,404	8,937	75,276	127	721	6,785	32,208
25-49	404	915		14,361	30,304		369	905	111,330	231,845		316	761		18,002	30,060		141		6,965	

50-99	402	574	715	25,791	36,002	45,742	380	571	189,978	272,991	374,941	293	445	715	30,547	34,173	69,848	200	521	13,221	31,872
100-199	286	302	286	36,741	37,572	35,629	278	302	295,498	306,258	307,029	240	223	286	45,524	39,034	55,837	163	237	17,809	25,594
200-399	163	155	94	42,116	40,059	23,864	160	155	373,824	326,566	207,998	144	123	94	47,236	45,823	44,863	105	86	23,501	22,241
400-799	72	54	(1)	34,145	28,357	(1)	72	54	353,193	229,321	(1)	70	39	(1)	40,920	26,707	(1)	55	(1)	20,279	(1)
800 and over	13	12	(1)	13,175	14,800	(1)	13	12	138,770	113,723	(1)	13	12	(1)	15,700	21,800	(1)	13	(1)	12,150	(1)
400-699	71	44	30	33,395	21,207	14,610	71	44	346,953	177,824	126,519	69	35	30	39,520	23,457	19,427	54	28	19,479	9,368
700-999	8	13	10	6,650	9,650	7,840	8	13	76,790	64,697	74,089	8	7	10	8,050	8,350	14,410	8	10	4,800	7,420
1000 and over	6	9	7	7,275	12,300	7,400	6	9	68,220	100,523	59,098	6	9	7	9,050	16,700	21,700	6	6	8,150	14,075
Union																					
Total	920	1,078	1,096	93,054	112,198	105,167	894	1,003	760,637	632,989	858,629	822	981	1,101	157,168	143,802	166,461	610	907	78,826	87,449
None	----	----	----	----	----	----	13	----	14,448	----	5,065	13	----	11	2,635	----	1,184	8	11	1,794	835
Under 25	117	71	287	1,647	1,071	7,222	103	61	11,625	5,387	56,872	74	43	236	6,837	1,147	13,920	42	147	3,573	5,712
25-49	171	205		5,860	6,663		162	194	42,469	31,150		138	177		11,815	8,930		85		5,248	
50-99	289	330	423	19,317	21,338	28,691	278	299	136,825	92,028	241,514	271	306	421	34,861	24,885	48,764	190	351	14,842	25,459
100-199	254	359	354	32,510	44,951	44,365	250	345	259,668	236,010	363,033	244	347	351	49,978	56,692	63,901	208	322	22,172	34,658
200-399	66	88	72	16,470	20,192	16,847	65	82	129,699	124,786	129,783	60	84	72	27,335	25,093	25,472	58	67	16,202	12,105
400-799	18	21	(1)	9,450	10,710	(1)	18	19	84,845	80,138	(1)	17	20	(1)	12,750	14,855	(1)	14	(1)	7,895	(1)
800-1599	2	2	(1)	2,300	2,273	(1)	2	1	19,999	9,770	(1)	2	2	(1)	2,157	2,700	(1)	2	(1)	1,100	(1)
1600 and over	3	2	(1)	5,400	5,000	(1)	3	2	61,059	53,720	(1)	3	2	(1)	8,800	9,500	(1)	3	(1)	6,000	(1)
400-699	16	20	7	8,050	9,960	3,092	16	18	73,370	71,138	23,762	15	19	7	10,650	12,855	5,720	12	6	6,495	2,880
700-999	3	2	-----	2,200	1,550	----	3	1	13,035	9,000	----	3	2	-----	3,257	3,200	----	3	----	1,550	----
1000 and over	4	3	3	6,900	6,473	4,950	4	3	79,498	63,490	38,600	4	3	3	9,800	11,000	9,500	4	3	6,950	5,800
Venango																					
Total	1,731	1,878	1,623	118,352	107,936	97,541	1,601	1,784	896,130	856,391	810,924	1,537	1,578	1,626	168,414	133,574	158,784	744	1,047	82,544	76,739
None	----	----	----	----	----	----	16	7	4,171	804	3,888	20	9	11	2,432	866	15,579	16	16	2,044	940
Under 25	631	557	982	8,751	8,598	26,347	532	504	51,097	57,743	209,422	472	412	975	13,992	9,930	42,097	107	504	4,328	19,026
25-49	532	668		17,687	21,719		501	640	108,793	155,084		495	592		28,560	24,579		221		10,713	
50-99	346	438	433	21,913	26,873	27,650	335	419	147,517	193,596	210,892	335	375	433	32,279	33,393	38,011	237	342	13,415	19,318
100-199	134	159	154	16,557	18,993	19,374	130	158	122,383	159,117	168,580	128	137	153	22,062	24,515	26,967	88	138	8,921	16,174
200-399	52	40	43	12,719	9,833	11,670	51	40	99,864	86,947	98,891	52	37	42	16,605	11,231	15,230	44	36	6,385	8,031
400-799	21	8	(1)	10,750	3,820	(1)	21	8	90,981	29,300	(1)	20	8	(1)	11,984	5,160	(1)	17	(1)	6,338	(1)
800-1599	9	4	(1)	10,175	4,300	(1)	9	4	88,614	41,850	(1)	9	4	(1)	9,600	6,400	(1)	8	(1)	6,150	(1)
1600 and over	6	4	(1)	19,800	13,800	(1)	6	4	182,710	131,950	(1)	6	4	(1)	30,900	17,500	(1)	6	(1)	24,250	(1)
400-699	20	7	4	10,000	3,120	1,750	20	7	80,696	24,100	13,010	19	7	4	11,634	4,160	1,900	16	4	6,108	1,300
700-999	3	2	2	2,350	1,500	1,700	3	2	25,570	10,650	16,774	3	2	2	2,050	2,000	3,800	2	2	430	2,250
1000-2499	10	4	4	14,375	5,300	6,050	10	4	109,429	51,400	64,467	10	4	4	27,800	9,700	9,200	10	4	20,700	6,700
2500 and over	3	3	1	14,000	12,000	3,000	3	3	146,610	116,950	25,000	3	3	1	11,000	13,200	6,000	3	1	9,500	3,000
Warren																					
Total	1,415	1,713	1,688	94,439	119,456	122,041	1,303	1,593	869,402	930,317	1,009,818	1,132	1,359	1,658	157,752	146,207	180,243	629	1,029	86,646	88,610
None	----	----	----	----	----	----	30	20	11,360	8,173	3,655	41	6	21	9,812	233	1,425	33	21	9,539	1,227
Under 25	587	581	1,008	8,006	8,385	24,977	496	490	60,453	52,301	204,976	363	410	969	14,030	10,130	42,844	141	473	6,045	18,483
25-49	384	512		12,459	16,308		357	483	94,029	95,489		320	435		20,687	18,796		150		9,268	
50-99	212	317	363	13,666	19,634	23,274	201	302	103,940	124,620	189,877	186	256	355	21,205	22,535	32,961	128	256	9,294	15,007
100-199	122	162	191	15,932	20,228	24,734	115	158	130,551	154,502	201,655	116	126	189	26,547	23,122	34,598	88	164	13,421	16,967
200-399	70	99	81	17,903	26,115	20,709	64	98	148,812	238,828	176,402	67	86	80	28,612	31,871	26,912	55	71	13,885	13,144
400-799	34	29	(1)	16,410	14,525	(1)	34	29	165,827	125,190	(1)	33	27	(1)	26,459	19,760	(1)	28	(1)	19,091	(1)
800 and over	6	13	(1)	10,063	14,263	(1)	6	13	154,450	131,264	(1)	6	13	(1)	10,400	19,760	(1)	6	(1)	6,103	(1)
400-699	31	29	32	14,310	14,525	15,366	31	29	141,227	125,190	135,680	31	27	31	23,159	19,760	19,970	25	31	13,961	11,821
700-999	6	6	9	4,500	5,194	7,089	6	6	35,900	46,514	62,698	5	6	9	6,200	5,460	13,435	6	9	6,730	7,201
1000 and over	3	7	4	7,663	9,069	5,912	3	7	143,130	84,750	54,875	3	7	4	7,500	14,300	8,100	3	4	4,503	4,760
Washington																					
Total	3,788	4,580	3,855	244,382	295,065	264,343	3,613	4,338	1,750,308	1,779,039	1,771,935	3,354	4,101	3,755	449,495	463,997	455,278	2,362	2,671	223,114	218,156
None	----	----	----	----	----	----	41	5	11,150	1,754	9,258	49	7	27	5,684	538	2,058	34	17	3,934	1,630
Under 25	826	852	1,743	12,393	13,121	49,989	713	718	87,368	74,200	337,791	600	613	1,631	38,798	25,709	97,203	283	945	20,748	41,315
25-49	1,277	1,397		42,955	46,771		1,213	1,337	291,126	261,186		1,122	1,263		90,234	79,899		710		39,662	
50-99	1,062	1,525	1,429	66,646	98,452	90,358	1,035	1,485	436,978	539,320	577,414	988	1,442	1,419	123,579	147,312	153,173	803	1,116	56,467	71,192

[1] Comparison with later censuses may be found in groups below beginning with 400-699.

COUNTY TABLE 1.—CHICKENS ON FARMS 1940, 1935, AND 1930; CHICKEN EGGS PRODUCED AND CHICKENS RAISED 1939, 1934, AND 1929; AND CHICKENS SOLD, 1939 AND 1929; CLASSIFIED BY NUMBER ON HAND—Continued

(Chickens on hand over 4 months old Apr. 1, 1940 and over 3 months old Jan. 1, 1935 and Apr. 1, 1930)

STATE OR COUNTY AND NUMBER OF CHICKENS ON HAND	CHICKENS ON HAND						CHICKEN EGGS PRODUCED					CHICKENS RAISED						CHICKENS SOLD			
	Farms reporting			Number			Farms reporting		Dozens			Farms reporting			Number			Farms reporting		Number	
	1940 (Apr. 1)	1935 (Jan. 1)	1930 (Apr. 1)	1940 (Apr. 1)	1935 (Jan. 1)	1930 (Apr. 1)	1939	1934	1939	1934	1929	1939	1934	1929	1939	1934	1929	1939	1929	1939	1929
PENNSYLVANIA—Continued																					
Washington—Con.																					
100-199	427	612	500	52,229	72,976	61,040	419	601	352,388	429,292	382,139	411	588	496	86,210	104,883	94,282	358	454	39,140	47,866
200-399	140	146	134	33,434	35,135	32,122	137	144	246,753	223,035	246,948	131	140	134	54,252	52,006	51,964	121	119	29,956	25,822
400-799	47	37	(1)	24,825	18,760	(1)	46	37	223,580	152,390	(1)	44	37	(1)	33,538	35,150	(1)	44	(1)	23,302	(1)
800 and over	9	11	(1)	11,900	11,850	(1)	9	11	100,965	97,862	(1)	9	11	(1)	17,200	18,500	(1)	9	(1)	9,905	(1)
400-699	36	36	33	16,965	18,060	15,584	35	36	142,728	149,990	101,854	33	36	32	21,408	33,150	27,598	33	25	13,056	12,099
700-999	16	8	11	12,060	6,600	9,000	16	8	130,787	73,070	67,913	16	8	11	18,430	9,000	16,800	16	10	13,151	11,275
1000 and over	4	4	5	7,700	5,950	6,300	4	4	51,030	27,192	48,618	4	4	5	10,900	11,500	12,200	4	5	7,000	6,957
Wayne																					
Total	2,035	2,416	2,543	214,699	250,514	302,523	1,824	2,258	1,809,608	2,054,160	2,638,365	1,640	2,015	2,512	424,657	398,570	489,399	861	1,600	241,989	287,982
None	———	———	———	———	———	———	24	12	14,449	10,205	7,046	36	18	19	71,521	5,695	5,308	30	19	69,929	5,293
Under 25	573	598	1,217	8,187	8,803	32,471	451	516	53,120	67,471	280,160	338	438	1,169	17,856	19,833	62,271	105	548	9,297	24,225
25-49	553	679		18,282	21,932		485	631	109,182	156,004		439	575		28,345	31,145		158		11,084	
50-99	373	469	594	23,509	28,971	37,640	345	450	150,511	211,522	325,983	324	392	593	38,918	52,052	65,389	191	408	15,671	28,697
100-199	213	303	310	26,737	38,427	40,500	201	291	236,494	297,971	347,216	194	260	310	46,855	59,421	69,634	134	252	18,414	35,922
200-399	200	225	236	50,657	57,680	62,157	196	216	408,549	465,910	561,531	189	204	235	83,425	92,102	96,273	144	197	41,552	51,468
400-799	86	106	(1)	43,232	53,561	(1)	85	106	357,396	475,391	(1)	83	96	(1)	54,643	82,292	(1)	66	(1)	30,221	(1)
800-1599	30	32	(1)	29,395	31,940	(1)	30	32	283,460	298,336	(1)	30	28	(1)	44,616	39,730	(1)	27	(1)	27,321	(1)
1600 and over	7	4	(1)	14,700	9,200	(1)	7	4	196,447	71,350	(1)	7	4	(1)	38,500	16,300	(1)	6	(1)	18,500	(1)
400-699	78	96	125	37,375	46,375	61,930	77	96	307,014	407,136	555,809	76	88	125	46,278	76,312	84,589	59	117	25,765	52,271
700-999	22	25	25	17,802	19,826	19,119	22	25	177,813	173,500	154,956	21	21	25	24,681	21,380	26,945	20	24	14,326	18,356
1000-2499	20	19	35	24,150	23,000	45,706	20	19	207,629	216,691	379,417	20	17	35	42,800	28,630	75,190	20	35	35,951	71,750
2500 and over	3	2	1	8,000	5,500	3,000	3	2	144,847	47,750	26,247	3	2	1	24,000	12,000	3,800				
Westmoreland																					
Total	3,520	4,922	4,371	306,701	380,004	327,540	3,366	4,713	2,339,089	2,235,325	2,316,221	3,231	4,431	4,227	567,360	533,129	528,664	2,147	2,956	317,103	253,145
None	———	———	———	———	———	———	51	4	21,564	1,020	4,960	72	7	27	12,872	703	2,602	56	20	9,460	1,360
Under 25	678	937	1,882	10,458	14,302	52,783	592	832	84,261	72,521	368,596	525	726	1,752	33,603	20,919	99,620	214	891	15,543	37,491
25-49	945	1,379		31,706	45,755		884	1,326	205,022	235,802		836	1,236		64,657	64,784		446		25,465	
50-99	1,048	1,488	1,490	66,552	92,763	95,969	1,010	1,449	431,380	490,030	643,037	982	1,430	1,464	117,937	136,964	152,741	742	1,172	49,471	69,741
100-199	546	780	741	67,903	95,365	89,948	529	766	488,121	559,068	598,107	524	715	728	124,074	134,449	133,169	418	641	61,478	67,024
200-399	214	251	190	51,771	61,567	45,397	211	250	386,322	393,944	336,267	203	234	189	82,315	78,952	69,023	185	174	42,160	36,199
400-799	55	62	(1)	26,945	31,875	(1)	55	62	241,459	233,031	(1)	55	59	(1)	41,129	45,030	(1)	54	(1)	22,892	(1)
800-1599	22	18	(1)	22,865	19,404	(1)	22	18	218,266	172,202	(1)	22	18	(1)	39,305	31,900	(1)	20	(1)	43,820	(1)
1600 and over	12	7	(1)	28,501	18,973	(1)	12	6	262,694	77,707	(1)	12	6	(1)	51,468	19,428	(1)	12	(1)	46,814	(1)
400-699	49	53	47	22,650	25,525	22,835	49	53	189,859	184,412	203,142	49	50	46	33,679	32,930	39,945	48	40	19,472	28,394
700-999	15	17	12	12,110	13,075	9,283	15	17	137,157	106,993	69,918	15	17	12	22,050	21,600	14,800	13	10	9,220	4,570
1000-2499	21	15	9	30,251	21,652	11,325	21	15	269,038	184,535	92,194	21	14	9	41,876	31,828	16,764	21	8	50,019	8,564
2500 and over	4	2	———	13,300	10,000	———	4	1	126,365	7,000	———	4	2	———	34,297	10,000	———	4	———	34,815	———
Wyoming																					
Total	990	1,297	1,237	86,241	97,547	90,882	908	1,219	713,872	726,805	774,328	840	1,043	1,236	176,491	142,055	171,210	570	892	110,349	96,599
None	———	———	———	———	———	———	14	1	9,274	540	670	21	4	7	9,736	340	1,262	20	7	12,596	1,390
Under 25	238	310	604	5,476	4,446	16,679	190	266	22,864	29,574	138,950	170	220	596	10,888	9,074	37,698	66	361	6,155	20,188
25-49	281	395		9,117	12,875		256	374	63,720	89,490		229	323		22,721	21,245		130		12,690	

50-99	210	311	375	13,589	19,668	23,605	199	303	98,584	133,436	195,838	186	249	375	32,520	29,760	41,129	137	294	18,195	22,199
100-199	153	178	165	18,914	21,234	21,054	148	174	170,503	136,211	172,361	137	157	165	35,399	32,706	35,645	125	143	21,020	19,522
200-399	72	66	74	17,597	15,894	18,314	66	65	141,448	121,905	156,053	63	57	74	29,755	18,600	33,376	60	68	16,951	19,640
400-799	28	28	(1)	12,668	14,330	(1)	27	28	101,153	121,793	(1)	26	25	(1)	17,022	15,280	(1)	24	(1)	10,538	(1)
800 and over	8	9	(1)	10,880	9,100	(1)	8	8	106,326	93,856	(1)	8	8	(1)	18,450	15,050	(1)	8	(1)	12,224	(1)
400-699	26	25	12	11,218	12,150	5,230	25	25	88,828	105,593	44,711	25	22	12	16,422	12,830	8,300	23	12	10,138	5,760
700-999	3	7	6	2,280	5,630	5,000	3	7	19,525	59,250	59,745	2	6	6	1,300	7,050	11,000	2	6	700	7,200
1000 and over	7	5	1	10,050	5,650	1,000	7	4	99,126	50,806	6,000	7	5	1	17,750	10,450	2,800	7	1	11,924	700
York																					
Total	6,308	7,196	7,318	1,342,987	1,358,832	1,277,228	6,084	6,986	12,366,900	9,403,551	10,812,929	5,583	6,117	7,328	2,145,441	1,771,251	2,041,505	4,387	6,174	1,212,534	1,151,305
None	------	------	------	-------	-------	-------	34	5	27,221	1,283	22,421	51	11	30	25,020	2,897	6,492	48	32	20,301	5,463
Under 25	491	529	1,073	7,149	7,868	31,550	401	446	49,226	38,621	254,721	306	299	1,060	28,108	11,282	81,012	153	601	15,405	41,844
25-49	752	902		24,987	30,062		694	854	163,834	145,469		565	667		52,158	36,217		280		26,680	
50-99	1,203	1,460	1,642	78,703	93,584	109,226	1,157	1,420	541,781	470,981	893,380	1,018	1,218	1,639	142,517	106,612	194,464	701	1,308	71,164	102,256
100-199	1,482	1,866	2,371	191,389	240,619	309,329	1,440	1,838	1,449,250	1,428,149	2,453,661	1,334	1,666	2,370	325,370	303,946	497,499	1,111	2,135	173,122	268,302
200-399	1,415	1,553	1,514	384,342	394,400	386,434	1,397	1,543	3,184,193	2,605,819	3,172,851	1,342	1,416	1,512	539,309	486,843	563,067	1,208	1,409	281,070	309,734
400-799	744	696	(1)	370,902	349,453	(1)	740	693	3,770,439	2,701,856	(1)	729	659	(1)	544,629	466,476	(1)	695	(1)	311,087	(1)
800-1599	178	159	(1)	178,102	159,790	(1)	178	157	1,987,517	1,329,108	(1)	176	150	(1)	314,290	202,878	(1)	168	(1)	186,553	(1)
1600-3199	35	26	(1)	73,713	56,056	(1)	35	25	805,597	449,530	(1)	34	26	(1)	121,540	100,100	(1)	35	(1)	86,480	(1)
3200 and over	8	5	(1)	53,700	27,000	(1)	8	5	407,842	232,935	(1)	8	5	(1)	52,500	54,000	(1)	8	(1)	40,472	(1)
400-699	669	640	541	317,727	309,578	257,880	665	637	3,220,633	2,357,904	2,280,756	658	603	540	476,957	406,403	362,052	627	517	272,172	198,704
700-999	162	182	114	125,535	103,630	89,259	162	132	1,382,917	870,112	819,612	156	128	114	201,451	143,793	141,184	150	109	120,053	84,849
1000-2499	118	100	56	156,955	127,035	69,150	118	98	1,702,937	1,039,528	670,777	117	95	56	267,651	172,658	150,355	113	56	166,155	91,551
2500 and over	16	14	7	76,200	52,056	24,400	16	13	664,908	445,885	244,750	16	14	7	86,900	100,600	45,400	16	7	66,212	28,600
RHODE ISLAND																					
Total	1,793	2,955	2,584	351,551	303,803	304,733	1,730	2,774	3,240,685	2,457,507	2,468,706	1,732	2,399	2,488	838,795	655,445	608,479	1,015	1,372	550,077	518,380
None	------	------	------	-------	-------	-------	46	22	114,596	15,789	23,726	64	32	35	70,603	5,553	13,482	54	33	60,283	11,647
Under 25	431	903	1,216	6,039	12,486	29,345	371	777	41,160	98,564	254,031	378	606	1,153	17,586	29,603	63,044	73	362	7,423	25,954
25-49	340	769		11,114	24,836		319	724	68,715	171,323		304	616		24,516	37,643		103		10,407	
50-99	305	585	587	19,083	36,473	37,008	294	566	131,203	254,297	342,194	295	513	569	45,013	57,043	69,754	169	346	18,973	29,889
100-199	272	318	409	34,846	40,125	51,235	262	310	290,657	296,898	424,261	260	286	392	67,248	69,239	87,968	209	309	39,328	44,137
200-399	204	208	223	54,413	51,124	56,722	201	207	480,703	397,299	450,689	197	186	218	138,609	100,708	110,017	178	185	87,660	61,053
400-799	136	109	(1)	72,163	56,078	(1)	134	105	672,556	464,194	(1)	134	101	(1)	187,954	111,929	(1)	128	(1)	129,176	(1)
800-1599	80	50	(1)	85,363	51,990	(1)	80	50	845,600	511,271	(1)	77	46	(1)	182,266	151,312	(1)	79	(1)	126,756	(1)
1600-3199	19	12	(1)	39,300	25,691	(1)	17	12	376,194	201,072	(1)	17	12	(1)	68,100	80,415	(1)	17	(1)	42,261	(1)
3200 and over	6	1	(1)	29,250	5,000	(1)	6	1	219,301	46,800	(1)	6	1	(1)	38,900	12,000	(1)	5	(1)	27,810	(1)
400-699	117	92	91	58,613	43,981	44,917	115	88	555,278	363,713	372,603	116	84	84	157,054	86,714	89,486	112	84	109,086	50,922
700-999	45	37	22	35,656	28,607	17,100	45	37	335,542	244,124	160,114	42	37	22	83,850	60,927	41,325	42	20	55,765	24,565
1000-2499	70	39	30	94,057	53,171	39,586	68	39	904,366	509,675	328,453	67	35	29	185,916	169,515	78,383	67	27	128,331	34,685
2500 and over	9	4	6	37,750	13,000	28,820	9	4	318,465	105,825	112,635	9	4	6	50,400	38,500	55,040	8	6	32,821	35,528
Bristol																					
Total	115	144	119	24,143	19,271	14,654	110	143	225,361	230,200	125,538	100	136	112	66,688	45,440	28,733	76	54	46,306	13,954
None	------	------	------	-------	-------	-------	3	------	5,260	---------	---------	4	------	------	17,707	---------	---------	5	------	17,200	---------
Under 25	22	30	54	312	462	1,266	18	30	2,018	5,155	10,095	10	29	49	541	5,735	2,818	2	13	102	1,030
25-49	18	30		604	987		16	29	3,230	6,028		16	28		2,885	1,975		8		1,720	
50-99	18	38	28	1,128	2,309	1,715	17	38	9,060	17,992	18,991	18	36	27	4,265	4,700	3,757	14	16	1,983	1,816
100-199	23	16	15	2,659	1,950	1,933	22	16	22,518	25,105	19,645	20	15	14	6,515	4,550	3,005	16	9	4,280	1,310
200-399	16	17	10	4,040	4,113	2,275	16	17	42,685	54,185	23,567	15	17	10	9,675	8,380	4,024	16	6	5,999	3,750
400-799	10	8	(1)	4,900	3,950	(1)	10	8	40,630	48,015	(1)	10	8	(1)	8,700	10,100	(1)	9	(1)	3,900	(1)
800 and over	8	5	(1)	10,500	5,500	(1)	8	5	99,960	73,720	(1)	7	5	(1)	16,400	12,000	(1)	8	(1)	11,142	(1)
400-699	9	7	9	4,200	3,250	4,315	9	7	39,280	41,810	44,030	9	7	9	8,200	8,350	10,074	9	8	3,900	4,848
700-999	3	2	2	2,300	1,500	1,650	3	2	20,300	17,005	8,480	3	2	2	3,400	3,250	3,075	2	2	1,930	1,200
1000 and over	6	4	1	8,900	4,700	1,500	6	4	81,010	62,920	750	5	4	1	13,500	10,500	2,000	6	------	9,212	---------
Kent																					
Total	295	526	490	54,453	53,056	50,778	301	501	432,567	403,684	443,218	297	374	482	113,865	93,263	115,736	168	296	69,483	65,320
None	------	------	------	-------	-------	-------	9	2	32,953	1,005	547	9	5	5	15,300	618	4,340	10	5	11,095	3,590
Under 25	57	141	229	809	1,925	5,713	58	123	5,089	16,681	59,366	54	64	221	2,189	2,709	11,850	7	94	1,177	5,441
25-49	55	148		1,791	4,805		54	145	9,435	31,339		53	102		2,667	6,009		11		537	

[1] Comparison with later censuses may be found in groups below beginning with 400-699.

459864 O - 42 - 34

COUNTY TABLE 1.—CHICKENS ON FARMS 1940, 1935, AND 1930; CHICKEN EGGS PRODUCED AND CHICKENS RAISED 1939, 1934, AND 1929; AND CHICKENS SOLD, 1939 AND 1929; CLASSIFIED BY NUMBER ON HAND—Continued

(Chickens on hand over 4 months old Apr. 1, 1940 and over 3 months old Jan. 1, 1935 and Apr. 1, 1930)

STATE OR COUNTY AND NUMBER OF CHICKENS ON HAND	CHICKENS ON HAND						CHICKEN EGGS PRODUCED					CHICKENS RAISED						CHICKENS SOLD			
	Farms reporting			Number			Farms reporting		Dozens			Farms reporting			Number			Farms reporting		Number	
	1940 (Apr. 1)	1935 (Jan. 1)	1930 (Apr. 1)	1940 (Apr. 1)	1935 (Jan. 1)	1930 (Apr. 1)	1939	1934	1939	1934	1929	1939	1934	1929	1939	1934	1929	1939	1929	1939	1929
RHODE ISLAND—Continued																					
Kent—Continued																					
50-99	43	107	115	2,689	6,774	7,282	43	104	15,128	44,537	69,156	43	87	113	5,049	8,816	15,274	23	75	1,750	5,573
100-199	55	58	83	6,979	7,303	10,478	54	58	55,227	56,573	87,306	54	52	82	8,726	10,924	17,340	42	65	3,850	8,241
200-399	48	44	38	13,618	10,902	9,231	48	43	103,704	79,534	74,923	48	38	37	23,014	21,266	15,577	40	33	13,957	9,135
400-799	21	16	(1)	10,830	8,417	(1)	21	14	71,605	57,636	(1)	20	15	(1)	22,820	13,509	(1)	19	(1)	15,513	(1)
800 and over	16	12	(1)	17,737	12,930	(1)	16	12	139,426	116,379	(1)	16	11	(1)	34,100	29,412	(1)	16	(1)	21,604	(1)
400-699	17	13	16	7,930	6,317	7,574	17	11	51,375	40,261	55,394	16	12	15	18,220	10,209	8,775	15	15	12,523	5,975
700-999	9	7	4	7,200	5,450	3,100	9	7	54,677	45,675	26,843	9	7	4	12,400	10,512	4,500	9	4	7,390	2,315
1000 and over	11	8	5	13,437	9,580	7,400	11	8	104,979	88,079	69,683	11	7	5	26,300	22,200	38,100	11	5	17,204	25,050
Newport																					
Total	262	664	507	32,328	51,851	53,064	240	599	304,549	389,588	416,538	251	536	497	68,387	108,993	104,420	105	233	42,626	50,888
None	———	———	———	———	———	———	4	3	23,770	545	607	6	10	8	7,349	2,337	431	4	3	7,219	77
Under 25	87	229	265	1,219	3,246	6,681	68	188	6,471	23,168	51,309	80	151	253	2,798	6,079	18,208	13	63	712	8,479
25-49	60	205		1,941	6,505		57	184	9,605	44,059		58	170		3,096	11,772		10		364	
50-99	44	113	100	2,663	6,726	6,044	43	110	13,053	47,180	50,640	41	101	100	5,185	9,906	9,747	23	55	1,810	3,230
100-199	28	57	73	3,575	7,185	8,917	27	55	34,924	49,972	66,386	27	51	70	4,789	12,199	15,655	17	52	2,917	6,838
200-399	22	34	44	6,195	8,393	11,140	21	34	58,471	66,679	94,020	19	30	43	11,520	17,450	23,345	18	36	4,539	12,126
400-799	13	18	(1)	7,185	9,396	(1)	12	17	57,255	77,515	(1)	12	15	(1)	17,600	16,650	(1)	12	(1)	13,215	(1)
800 and over	8	8	(1)	9,550	10,400	(1)	8	8	101,000	80,470	(1)	8	8	(1)	16,050	32,600	(1)	8	(1)	11,850	(1)
400-699	10	15	13	5,085	7,246	6,442	9	14	46,925	62,345	55,659	10	12	11	8,000	11,450	11,034	9	13	4,615	6,588
700-999	5	7	6	3,700	5,350	4,600	5	7	26,330	43,215	48,335	4	7	6	11,700	14,100	8,500	5	5	9,900	3,750
1000 and over	6	4	6	7,950	7,200	9,240	6	4	85,000	52,425	49,582	6	4	6	13,950	23,700	17,500	6	6	10,550	9,800
Providence																					
Total	749	874	932	172,204	103,239	113,656	730	813	1,645,200	828,932	857,440	699	687	856	435,763	249,841	198,659	471	458	295,970	94,670
None	———	———	———	———	———	———	19	14	37,199	13,359	4,157	29	13	14	24,309	2,285	4,061	25	12	21,380	3,570
Under 25	158	272	454	2,260	3,623	10,514	141	225	15,227	27,624	77,883	127	172	396	5,277	7,331	18,317	32	113	1,785	6,056
25-49	145	197		4,786	6,407		136	182	29,328	44,817		115	152		9,281	9,649		59		4,925	
50-99	121	164	203	7,639	10,504	12,899	118	155	52,908	68,913	107,396	114	134	188	15,550	16,126	19,964	67	117	7,937	7,700
100-199	118	117	141	15,625	14,836	17,525	114	113	131,504	102,455	139,844	111	103	131	35,587	25,995	28,626	98	98	22,169	14,530
200-399	90	61	83	23,198	15,247	21,611	88	61	210,327	111,158	157,986	89	54	80	74,595	29,500	45,188	80	70	52,435	24,244
400-799	63	40	(1)	32,474	21,531	(1)	62	40	339,951	171,768	(1)	63	38	(1)	103,084	48,440	(1)	59	(1)	69,258	(1)
800-1599	36	17	(1)	39,972	18,450	(1)	36	17	434,525	182,741	(1)	35	15	(1)	98,180	73,100	(1)	35	(1)	67,760	(1)
1600-3199	15	6	(1)	31,000	12,641	(1)	13	6	302,430	106,097	(1)	13	6	(1)	52,000	39,415	(1)	13	(1)	33,511	(1)
3200 and over	3	———	(1)	15,250	———	(1)	3	———	91,801	———	(1)	3	———	(1)	17,900	———	(1)	3	(1)	14,810	(1)
400-699	58	31	35	28,974	15,181	17,773	57	31	293,541	117,346	149,815	58	29	32	96,184	33,475	38,400	56	33	65,858	18,660
700-999	14	16	6	11,172	12,200	4,650	14	16	130,160	97,830	40,983	13	16	6	31,900	24,965	8,850	12	6	19,850	4,700
1000-2499	40	15	8	57,500	22,741	10,504	38	15	581,305	220,305	143,016	38	13	7	118,680	85,515	25,213	37	7	82,310	12,182
2500 and over	5	1	2	21,050	2,500	18,180	5	1	163,701	25,125	36,360	5	1	2	24,400	15,000	10,040	5	2	17,321	3,028
Washington																					
Total	372	747	536	68,423	76,386	72,581	349	718	633,008	605,103	625,972	385	666	541	154,092	157,908	160,931	195	331	95,692	93,548
None	———	———	———	———	———	———	11	3	15,414	880	18,415	16	4	8	5,938	313	4,650	12	13	3,389	4,410
Under 25	107	231	214	1,439	3,230	5,171	88	211	12,355	25,936	55,378	107	190	214	6,781	9,749	11,871	19	79	5,647	4,948
25-49	62	189		1,992	6,132		56	184	17,117	45,080		62	166		6,587	8,238		15		2,861	

50-99	79	163	141	4,944	10,160	9,068	73	159	41,054	75,675	96,011	79	155	141	12,964	17,495	21,012	42	83	5,513	11,570
100-199	48	70	97	6,008	8,851	12,382	45	68	46,484	62,793	111,080	48	65	95	11,631	15,571	23,342	36	85	6,112	13,218
200-399	28	52	48	7,362	12,469	12,465	28	52	65,516	85,743	100,193	26	47	48	19,805	24,112	21,883	24	40	10,730	11,798
400-799	29	27	(1)	16,774	12,784	(1)	29	26	163,115	109,260	(1)	29	25	(1)	35,750	25,250	(1)	29	(1)	27,290	(1)
800-1599	16	11	(1)	15,904	11,510	(1)	16	11	144,453	98,286	(1)	15	10	(1)	33,636	26,700	(1)				
1600-3199	—	3	(1)	—	6,250	(1)	—	3	—	54,650	(1)	—	3	(1)	—	18,500	(1)	18	(1)	36,150	(1)
3200 and over	3	1	(1)	14,000	5,000	(1)	3	1	127,500	46,800	(1)	3	1	(1)	21,000	12,000	(1)				
400-699	23	26	18	12,424	11,987	8,813	23	25	124,157	101,951	67,705	23	24	17	26,450	23,230	21,203	23	15	22,190	14,851
700-999	14	5	4	11,284	4,107	3,100	14	5	104,075	40,399	35,493	13	5	4	24,450	8,100	16,400	14	3	16,695	12,600
1000-2499	8	9	12	8,970	11,950	15,942	8	9	79,336	97,946	102,022	8	8	12	18,486	33,600	27,570	10	13	24,555	20,153
2500 and over	3	2	2	14,000	7,500	5,640	3	2	127,500	68,700	39,675	3	2	2	21,000	17,500	13,000				
SOUTH CAROLINA																					
Total	123,914	146,135	132,861	3,376,256	3,894,074	3,057,137	118,739	141,226	17,234,019	12,377,423	15,907,485	117,253	137,844	131,037	8,421,655	7,437,438	7,447,403	33,628	58,945	2,443,019	2,201,443
None	—	—	—	—	—	—	401	206	51,674	8,943	34,526	545	267	531	93,188	19,133	24,509	220	219	71,275	10,660
Under 25	72,616	85,434	121,534	930,169	1,112,376	2,109,579	88,213	81,185	4,533,799	2,909,908	10,542,161	66,542	78,126	119,218	2,665,007	2,345,743	5,647,439	13,141	50,822	482,999	1,451,823
25-49	36,323	42,837		1,148,471	1,341,482		35,428	42,168	5,471,718	3,904,761		35,477	41,848		2,837,662	2,616,405		12,617		682,467	
50-99	11,534	14,456	9,007	681,562	852,993	539,178	11,319	14,302	3,155,703	2,665,899	2,715,802	11,303	14,263	8,960	1,520,502	1,530,588	1,065,276	5,398	6,038	494,065	368,464
100-199	2,517	2,624	1,834	294,883	300,238	215,445	2,481	2,593	1,505,021	1,083,819	1,182,204	2,472	2,585	1,823	675,631	491,253	366,113	1,532	1,432	341,725	180,205
200-399	699	564	349	172,762	137,553	86,882	692	557	1,217,836	735,494	533,295	690	542	348	343,481	216,569	150,642	528	290	190,984	78,146
400-799	179	172	(1)	90,912	88,280	(1)	179	167	762,843	596,741	(1)	178	166	(1)	166,651	128,715	(1)	152	(1)	100,257	(1)
800-1599	37	35	(1)	37,440	35,425	(1)	37	35	356,905	253,832	(1)	37	35	(1)	79,033	51,010	(1)	32	(1)	50,275	(1)
1600-3199	8	12	(1)	16,557	22,227	(1)	8	12	138,140	186,276	(1)	8	11	(1)	32,500	35,274	(1)	7	(1)	22,472	(1)
3200 and over	1	1	(1)	3,500	3,500	(1)	1	1	40,380	31,750	(1)	1	1	(1)	8,000	4,750	(1)	1	(1)	6,500	(1)
400-699	163	146	108	79,524	69,850	51,872	163	143	653,411	466,676	426,527	162	141	108	144,251	95,965	91,363	137	98	86,166	45,408
700-999	31	41	29	24,098	30,930	23,491	31	39	225,267	210,509	206,260	31	40	29	43,800	48,610	35,625	27	26	23,966	18,720
1000-2499	28	32	19	35,730	45,152	25,690	28	32	345,810	359,664	239,710	28	31	19	79,133	70,424	64,436	25	19	56,514	45,019
2500 and over	3	1	1	9,057	3,500	5,000	3	1	73,780	31,750	27,000	3	1	1	19,000	4,750	2,000	3	1	12,858	2,000
Abbeville																					
Total	2,149	2,650	2,661	67,798	76,359	60,361	2,065	2,599	371,758	257,890	301,127	2,069	2,549	2,606	180,712	164,165	169,009	650	936	35,974	34,240
None	—	—	—	—	—	—	3	—	686	—	530	7	—	4	510	—	370	1	2	50	113
Under 25	1,071	1,473	2,451	15,022	20,922	42,915	1,007	1,434	76,498	55,519	208,027	1,000	1,385	2,393	50,200	51,902	133,639	195	786	5,552	22,920
25-49	718	799		22,783	24,957		699	792	119,059	73,568		703	790		67,865	61,171		265		13,622	
50-99	295	311	181	17,601	18,385	10,881	291	308	86,843	63,223	53,802	294	308	180	40,872	36,945	25,078	145	123	8,230	7,047
100-199	46	52	22	5,167	5,645	2,590	46	51	27,592	21,370	16,848	46	52	22	11,230	7,820	4,758	27	20	2,970	2,291
200-399	11	9	1	2,825	2,350	375	11	9	21,005	15,600	3,040	11	9	1	4,900	3,025	300	11	—	3,475	—
400 and over	8	6	6	4,400	4,100	3,600	8	5	40,075	28,610	23,880	8	5	6	5,135	3,300	4,864	6	5	2,075	1,869
Aiken																					
Total	2,998	3,408	2,996	79,610	91,457	78,828	2,862	3,265	398,001	257,541	467,428	2,775	3,205	2,970	176,322	144,077	183,965	901	1,282	66,738	61,312
None	—	—	—	—	—	—	7	4	2,338	200	245	13	4	5	4,332	70	468	8	4	3,904	225
Under 25	1,711	2,025	2,672	22,432	28,802	47,543	1,594	1,900	103,401	86,619	261,880	1,517	1,846	2,641	56,344	46,654	123,658	333	1,043	13,523	34,326
25-49	949	983		29,406	30,658		933	967	149,166	85,810		926	960		58,209	50,898		385		17,379	
50-99	263	311	226	15,432	18,184	13,421	256	307	75,443	50,034	74,947	247	307	226	25,708	28,670	32,259	124	156	9,675	13,755
100-199	48	59	71	5,639	6,778	8,394	45	58	24,542	21,045	48,494	46	59	71	13,615	9,102	14,755	29	55	8,107	6,699
200 and over	27	30	27	6,701	9,035	9,470	27	29	43,111	33,833	81,862	26	29	27	18,114	8,683	12,825	24	24	14,150	6,307
Allendale																					
Total	842	1,106	907	22,965	30,576	23,011	802	1,097	64,474	99,754	87,663	785	1,089	893	50,406	56,206	52,982	193	493	10,921	19,680
None	—	—	—	—	—	—	1	—	30	—	—	1	—	—	30	—	—	—	—	—	—
Under 25	484	715	787	6,399	9,406	14,155	450	707	15,513	17,343	44,992	435	700	773	17,992	19,576	36,119	49	403	2,521	12,366
25-49	261	249		8,188	7,734		255	248	20,778	19,862		254	248		17,072	15,115		95		2,484	
50-99	66	108	100	3,843	6,496	6,131	65	108	9,448	15,458	28,010	65	108	100	8,137	11,270	13,225	29	75	2,948	5,639
100-199	25	27	17	2,735	2,965	1,950	25	27	7,905	7,661	10,186	24	26	17	4,325	4,195	2,788	16	12	1,868	1,175
200 and over	6	7	3	1,800	3,975	775	6	7	10,800	39,430	4,475	6	7	3	2,850	6,050	850	4	3	1,100	500
Anderson																					
Total	5,742	6,421	6,158	167,488	199,172	151,425	5,519	6,159	778,363	623,554	776,561	5,579	6,155	6,126	458,786	430,990	430,460	1,994	2,409	105,929	103,919
None	—	—	—	—	—	—	16	35	1,740	1,689	667	17	36	14	2,483	1,678	445	7	9	1,269	166
Under 25	2,757	3,045	5,659	39,712	44,812	108,909	2,586	2,810	183,874	115,938	538,501	2,603	2,797	5,614	135,685	106,549	333,501	663	2,084	24,606	68,825
25-49	2,171	2,367		69,311	75,344		2,117	2,316	313,053	207,393		2,149	2,322		186,709	166,121		885		36,547	
50-99	684	835	408	39,921	49,241	24,038	673	825	173,831	145,631	105,788	680	828	407	91,651	96,753	53,092	350	243	23,098	15,238
100-199	106	137	67	12,079	15,490	7,515	103	136	66,601	53,050	35,692	106	135	67	26,738	26,440	14,017	69	53	11,873	5,505
200 and over	24	37	24	6,465	14,285	10,963	24	37	39,264	99,853	97,913	24	37	24	15,520	33,449	29,405	20	20	8,536	14,185

[1] Comparison with later censuses may be found in groups below beginning with 400-699.

COUNTY TABLE 1.—CHICKENS ON FARMS 1940, 1935, AND 1930; CHICKEN EGGS PRODUCED AND CHICKENS RAISED 1939, 1934, AND 1929; AND CHICKENS SOLD, 1939 AND 1929; CLASSIFIED BY NUMBER ON HAND—Continued

(Chickens on hand over 4 months old Apr. 1, 1940 and over 3 months old Jan. 1, 1935 and Apr. 1, 1930)

STATE OR COUNTY AND NUMBER OF CHICKENS ON HAND	CHICKENS ON HAND						CHICKEN EGGS PRODUCED					CHICKENS RAISED						CHICKENS SOLD			
	Farms reporting			Number			Farms reporting		Dozens			Farms reporting			Number			Farms reporting		Number	
	1940 (Apr. 1)	1935 (Jan. 1)	1930 (Apr. 1)	1940 (Apr. 1)	1935 (Jan. 1)	1930 (Apr. 1)	1939	1934	1939	1934	1929	1939	1934	1929	1939	1934	1929	1939	1929	1939	1929
SOUTH CAROLINA—Continued																					
Bamberg																					
Total	1,434	1,950	1,711	42,031	46,176	38,314	1,381	1,888	202,739	119,382	199,756	1,390	1,869	1,640	80,287	80,063	78,851	379	801	19,269	22,984
None	———	———	———	———	———	———	11	———	909	———	30	19	———	2	926	———	16	4	1	88	6
Under 25	766	1,237	1,554	9,814	15,699	26,660	720	1,192	51,116	36,479	135,591	721	1,172	1,482	23,352	29,772	60,375	134	690	4,632	16,916
25-49	462	498		14,752	15,457		451	488	68,892	35,174		449	488		28,089	26,953		149		6,211	
50-99	162	176	127	9,762	10,132	7,609	159	171	44,176	29,949	38,801	158	171	127	16,354	16,398	12,525	70	88	3,781	3,606
100-199	31	35	27	3,383	3,840	3,095	28	33	14,946	11,180	15,254	30	34	26	5,046	5,365	4,175	14	19	1,227	1,936
200-399	8	3	2	2,060	648	400	7	3	7,800	3,100	2,580	8	3	2	4,380	975	760	3	2	2,210	120
400 and over	5	1	1	2,260	400	550	5	1	14,900	3,500	7,500	5	1	1	2,140	600	1,000	5	1	1,120	400
Barnwell																					
Total	1,666	2,118	1,995	38,004	49,436	40,874	1,574	2,060	179,710	161,681	152,270	1,587	2,019	1,983	81,575	91,139	91,761	236	1,023	10,047	24,092
None	———	———	———	———	———	———	4	1	176	100	230	5	37	4	161	750	83	1	1	12	10
Under 25	1,064	1,362	1,881	13,386	18,204	32,961	988	1,315	62,202	56,538	111,322	986	1,251	1,865	30,994	37,065	72,173	104	944	2,504	19,796
25-49	450	593		13,729	18,298		433	585	68,954	60,857		446	574		30,334	32,265		90		3,769	
50-99	125	134	102	7,190	7,535	6,066	123	151	29,381	26,241	31,365	123	129	102	13,925	14,439	9,836	33	70	1,837	2,955
100-199	21	18	9	2,280	2,099	1,067	20	18	12,177	5,120	5,669	21	17	9	4,161	2,845	1,190	5	5	1,375	162
200 and over	6	11	3	1,420	3,300	780	6	10	6,820	12,825	3,684	6	11	3	2,000	3,775	1,479	3	3	550	1,169
Beaufort																					
Total	1,568	2,158	1,744	23,699	30,572	64,045	1,532	2,040	155,516	104,392	341,942	1,361	1,809	1,730	55,104	52,651	132,430	606	1,213	16,347	77,069
None	———	———	———	———	———	———	18	5	1,174	117	198	23	8	4	1,118	121	235	6	2	280	55
Under 25	1,384	1,867	1,337	12,897	17,520	21,247	1,336	1,756	92,965	50,885	122,572	1,167	1,536	1,320	33,741	33,289	68,939	535	856	9,656	32,258
25-49	118	204		3,720	6,258		116	195	19,346	20,928		109	182		7,844	9,967		35		2,128	
50-99	48	61	158	2,797	3,551	10,568	44	58	13,978	19,352	53,011	44	58	157	5,786	5,874	17,980	20	119	2,183	9,546
100-199	14	24	239	1,685	2,593	29,192	14	24	8,893	8,860	150,890	14	24	239	3,440	3,200	39,549	10	236	2,100	35,210
200 and over	4	2	10	2,600	650	3,038	4	2	19,160	4,250	15,271	4	1	10	3,175	200	5,727				
Berkeley																					
Total	2,520	2,860	1,968	44,097	48,917	36,445	2,400	2,675	246,219	109,902	187,378	2,170	2,507	1,915	84,258	66,668	76,548	732	960	29,722	30,006
None	———	———	———	———	———	———	8	1	346	50	428	10	4	9	1,423	137	257	3	4	1,215	40
Under 25	2,086	2,386	1,856	22,717	24,143	27,819	1,964	2,213	117,078	39,447	136,797	1,754	2,051	1,794	43,702	35,119	62,324	522	883	10,423	23,135
25-49	306	343		9,398	10,603		300	334	47,716	23,868		283	329		18,019	14,631		138		7,277	
50-99	93	94	92	5,347	5,609	5,609	93	91	29,999	15,044	27,553	88	88	92	10,119	6,671	8,293	47	57	4,222	3,478
100-199	24	17	15	2,860	2,117	1,650	24	16	16,335	5,393	12,150	24	17	15	5,840	2,905	3,524	13	12	2,225	2,367
200-399	8	14	4	2,150	3,635	967	8	14	16,945	15,125	6,700	8	13	4	3,750	4,245	1,700	6	3	1,700	836
400 and over	3	6	1	1,625	2,810	400	3	6	17,800	10,975	3,750	3	5	1	1,405	2,960	450	3	1	2,660	150
Calhoun																					
Total	1,471	1,841	1,803	51,458	41,811	38,834	1,421	1,780	250,208	114,654	187,428	1,431	1,737	1,838	93,216	69,184	79,320	167	655	13,037	20,683
None	———	———	———	———	———	———	———	2	———	30	260	20	2	79	1,383	100	1,082	2	16	360	282
Under 25	747	1,286	1,638	9,606	14,778	26,167	708	1,233	46,285	27,645	116,614	698	1,195	1,592	17,974	25,003	59,882	20	556	379	14,561
25-49	421	381		13,089	11,689		415	374	64,419	29,834		412	369		24,158	19,453		43		1,169	
50-99	234	135	132	14,040	8,253	7,951	231	132	45,249	24,516	40,970	234	133	132	26,441	12,818	11,442	68	64	4,323	3,096
100-199	44	29	27	4,985	3,261	3,191	43	29	21,572	12,644	19,875	43	28	27	8,135	6,100	3,849	21	14	2,847	1,317
200-399	18	5	6	4,613	1,275	1,525	17	5	27,625	6,735	9,709	17	5	6	9,325	1,800	3,065	9	5	2,020	1,427
400 and over	7	5	———	5,125	2,555	———	7	5	45,058	13,250	———	7	5	———	5,800	3,910	———	4	———	1,939	———

Charleston																				
Total	1,769	3,262	1,562	35,718	55,721	41,995	1,704	3,069	221,092	204,666	258,642	1,582	2,753	1,567	68,186	96,133	98,391	380	943	20,122	50,968
None	———	———	———	———	———	———	11	34	710	1,832	1,986	17	27	19	507	1,009	1,265	10	16	522	826
Under 25	1,423	2,732	1,418	14,332	26,124	20,754	1,355	2,518	91,395	76,213	126,593	1,240	2,226	1,405	32,361	49,510	62,707	284	857	7,550	33,094
25-49	211	357		6,574	11,035		206	347	39,386	37,621		197	333		10,656	18,889		42		1,737	
50-99	88	118	85	5,561	6,885	5,190	85	116	32,587	27,733	31,895	81	115	85	7,806	10,576	10,751	25	38	1,080	3,441
100-199	29	35	47	3,541	3,952	5,823	29	34	18,233	16,527	31,750	29	32	46	4,058	5,424	8,415	10	22	953	2,927
200-399	14	13	6	3,160	3,050	1,442	14	13	21,051	14,405	9,796	14	13	6	8,830	3,125	5,655	9	10	8,280	10,680
400 and over	4	7	6	2,550	4,675	8,786	4	7	17,730	30,335	56,622	4	7	6	3,968	7,600	9,600				
Cherokee																				
Total	2,439	2,773	2,787	68,807	76,024	62,839	2,347	2,699	297,641	272,814	373,284	2,315	2,688	2,759	175,645	160,992	163,416	689	1,081	45,812	35,245
None	———	———	———	———	———	———	15	7	1,024	640	360	14	8	1	540	325	50	2	1	65	25
Under 25	1,210	1,382	2,614	17,719	20,024	49,373	1,130	1,512	84,577	71,333	296,874	1,106	1,302	2,585	54,183	47,832	138,853	219	978	11,848	27,826
25-49	907	1,047		28,575	32,684		886	1,039	122,887	117,966		882	1,036		75,272	69,452		314		16,808	
50-99	278	309	147	16,190	17,984	8,646	273	308	59,944	60,902	44,295	271	309	147	32,165	33,978	17,013	128	82	7,822	4,249
100-199	36	28	16	4,083	3,280	1,700	35	26	15,609	11,718	9,490	34	26	16	9,785	4,575	3,490	20	12	5,450	1,255
200 and over	8	7	10	2,040	2,052	3,120	8	7	13,600	10,255	22,265	8	7	10	5,700	4,830	4,010	6	8	3,819	1,890
Chester																				
Total	2,275	2,557	2,580	64,132	69,779	55,662	2,177	2,455	300,356	244,263	274,910	2,076	2,418	2,565	138,548	134,642	138,512	600	892	27,453	32,528
None	———	———	———	———	———	———	6	———	200	———	694	7	———	8	242	———	300	3	1	34	50
Under 25	1,331	1,533	2,343	16,720	20,030	35,944	1,239	1,439	74,802	49,632	164,178	1,147	1,406	2,320	43,139	42,299	100,098	230	728	4,763	17,844
25-49	607	673		19,145	20,964		599	666	84,142	60,448		591	663		44,793	42,908		213		8,179	
50-99	259	280	183	15,309	16,388	11,266	255	279	65,402	55,450	53,480	254	278	183	27,839	31,605	23,615	110	118	5,638	7,419
100-199	61	57	44	7,123	6,422	5,003	61	57	26,209	25,048	26,084	60	57	44	10,925	11,955	8,619	32	36	2,875	3,665
200-399	12	8	7	2,835	2,175	1,849	12	8	26,701	20,782	18,287	12	8	7	7,210	2,215	3,555	8	6	4,164	2,210
400 and over	5	6	3	3,000	3,800	1,600	5	6	22,900	32,925	12,187	5	6	3	4,400	3,660	2,325	4	3	1,800	1,340
Chesterfield																				
Total	2,846	3,676	3,289	76,174	95,041	69,106	2,705	3,577	358,095	358,476	362,311	2,728	3,518	3,277	205,392	175,408	191,682	901	1,761	68,725	67,198
None	———	———	———	———	———	———	10	———	649	———	2,126	10	———	24	334	———	2,508	4	9	71	1,387
Under 25	1,730	2,147	3,091	23,081	30,436	53,363	1,596	2,064	102,424	115,042	280,218	1,615	2,005	3,055	70,823	60,202	156,581	401	1,614	15,822	51,405
25-49	813	1,208		24,889	37,429		799	1,194	109,606	137,950		807	1,192		61,531	71,621		327		15,721	
50-99	214	245	159	12,669	14,352	9,179	211	245	50,250	49,511	43,346	209	245	159	31,006	25,620	20,618	110	106	11,246	8,512
100-199	64	53	30	7,750	5,829	3,489	64	52	37,799	22,276	20,677	62	53	30	15,963	8,780	6,200	41	24	7,940	3,239
200-399	21	17	7	5,460	4,245	1,700	21	16	39,907	16,622	8,535	21	17	7	11,335	6,135	2,875	14	6	5,525	955
400 and over	4	6	2	2,325	2,750	1,375	4	6	17,460	17,075	7,409	4	6	2	14,400	3,050	2,900	4	2	12,400	1,700
Clarendon																				
Total	3,079	3,767	3,344	69,537	74,442	55,461	2,943	3,692	277,281	158,342	249,830	2,965	3,629	3,339	180,621	148,530	155,034	673	1,685	27,281	44,781
None	———	———	———	———	———	———	7	———	395	———	156	7	———	9	301	———	263	1	2	25	42
Under 25	2,104	2,727	3,172	25,004	30,583	43,047	1,987	2,656	90,173	55,325	188,304	1,997	2,600	3,158	72,623	63,315	130,430	311	1,564	6,179	36,018
25-49	660	736		20,422	22,440		643	733	83,617	51,410		649	728		54,909	46,134		228		9,240	
50-99	256	253	145	15,482	14,894	8,666	248	252	65,233	36,052	39,617	253	250	145	34,928	27,941	18,586	102	99	7,262	6,866
100-199	47	45	22	5,329	5,225	2,648	46	45	19,813	13,255	14,633	47	45	22	10,970	8,550	4,685	24	16	2,739	1,540
200-399	9	6	5	1,900	1,300	1,100	9	6	8,550	2,300	7,120	9	6	5	5,290	2,590	1,070	4	4	1,036	315
400 and over	3	———	———	1,400	———	———	3	———	9,500	———	———	3	———	———	1,600	———	———	3	———	800	———
Colleton																				
Total	2,410	3,369	2,583	85,073	82,712	64,031	2,329	3,186	673,194	368,467	363,549	2,167	2,915	2,570	209,763	138,215	118,031	960	1,459	109,031	54,418
None	———	———	———	———	———	———	12	3	3,057	42	3,629	18	3	21	8,937	34	853	8	8	6,640	210
Under 25	1,502	2,322	2,323	18,081	25,606	42,497	1,435	2,179	104,003	86,830	241,312	1,287	1,941	2,293	48,345	50,460	90,455	428	1,248	17,805	40,766
25-49	547	669		16,897	21,087		526	661	108,974	74,379		516	635		44,509	37,698		281		22,316	
50-99	210	266	207	12,769	16,132	12,301	207	261	95,009	63,173	58,057	199	257	203	28,017	23,219	15,797	129	160	14,165	7,279
100-199	84	49	42	10,149	5,925	4,970	82	49	79,733	33,277	22,595	81	48	42	28,710	8,529	5,201	58	33	18,647	2,643
200-399	41	24	7	10,577	5,962	1,663	41	24	111,830	48,750	6,861	40	22	7	18,165	8,775	1,725	33	6	9,277	840
400-799	20	5	(1)	10,700	3,000	(1)	20	5	103,218	28,804	(1)	20	5	(1)	22,480	5,100	(1)	17	(1)	15,275	(1)
800 and over	6	4	(1)	5,900	5,000	(1)	6	4	67,370	33,212	(1)	6	4	(1)	10,600	4,400	(1)	6	(1)	4,900	(1)
400-699	16	3	3	7,850	1,600	1,600	16	3	76,406	16,520	21,095	16	3	3	15,580	1,800	1,000	13	3	10,225	680
700-999	6	2	———	4,550	1,400	———	6	2	45,032	12,284	———	6	2	———	9,500	3,300	———	6	———	6,350	———
1000 and over	4	4	1	4,200	5,000	1,000	4	4	49,150	33,212	10,000	4	4	1	8,000	4,400	3,000	4	1	3,600	2,000

[1] Comparison with later censuses may be found in groups below beginning with 400-699.

COUNTY TABLE 1.—CHICKENS ON FARMS 1940, 1935, AND 1930; CHICKEN EGGS PRODUCED AND CHICKENS RAISED 1939, 1934, AND 1929; AND CHICKENS SOLD, 1939 AND 1929; CLASSIFIED BY NUMBER ON HAND—Continued

(Chickens on hand over 4 months old Apr. 1, 1940 and over 3 months old Jan. 1, 1935 and Apr. 1, 1930)

STATE OR COUNTY AND NUMBER OF CHICKENS ON HAND	CHICKENS ON HAND						CHICKEN EGGS PRODUCED					CHICKENS RAISED						CHICKENS SOLD			
	Farms reporting			Number			Farms reporting		Dozens			Farms reporting			Number			Farms reporting		Number	
	1940 (Apr.1)	1935 (Jan.1)	1930 (Apr.1)	1940 (Apr. 1)	1935 (Jan. 1)	1930 (Apr. 1)	1939	1934	1939	1934	1929	1939	1934	1929	1939	1934	1929	1939	1929	1939	1928
SOUTH CAROLINA—Continued																					
Darlington																					
Total	3,084	3,421	3,033	78,981	102,472	71,329	3,000	3,341	360,389	283,910	322,305	2,970	3,092	3,031	200,331	196,169	177,420	592	1,068	37,923	43,880
None	—	—	—	—	—	—	4	3	539	145	160	7	3	33	203	122	857	1	4	50	55
Under 25	1,808	1,826	2,723	21,951	24,970	46,633	1,742	1,764	96,996	62,536	198,689	1,707	1,597	2,690	67,462	55,976	125,018	187	844	7,114	23,739
25-49	909	1,006		28,789	31,635		890	995	136,002	85,010		892	926		73,058	59,766		234		13,294	
50-99	300	453	251	17,809	27,242	15,296	297	445	78,466	76,954	70,452	297	435	249	39,987	49,894	35,324	126	172	10,754	12,018
100-199	52	115	44	6,220	13,240	5,170	52	113	28,498	37,040	28,844	52	110	44	13,035	22,891	9,598	30	35	4,328	4,493
200 and over	15	21	15	4,212	5,385	4,230	15	21	21,888	22,225	26,160	15	21	15	6,606	7,520	6,625	14	13	2,385	3,575
Dillon																					
Total	2,769	2,723	2,661	62,879	75,814	53,615	2,630	2,692	269,562	172,986	240,766	2,615	2,649	2,550	165,509	149,582	137,699	345	986	20,957	28,645
None	—	—	—	—	—	—	10	1	636	15	660	11	1	9	1,122	15	591	2	4	480	116
Under 25	1,823	1,427	2,462	21,517	19,600	40,317	1,693	1,398	93,127	43,912	170,872	1,665	1,360	2,342	58,962	42,058	106,712	119	851	2,311	19,322
25-49	647	889		20,367	27,347		630	888	85,550	62,524		643	884		52,422	54,640		116		4,714	
50-99	256	335	171	15,271	19,577	9,956	255	333	64,120	46,445	51,822	254	332	171	36,353	36,257	23,199	85	111	5,843	5,870
100-199	36	63	27	4,060	7,306	3,142	35	63	16,439	15,270	16,212	35	63	27	9,020	13,425	6,997	14	20	1,815	1,337
200 and over	7	9	1	1,664	1,984	200	7	9	9,690	5,020	1,200	7	9	1	7,650	3,007	200	7	—	5,794	—
Dorchester																					
Total	1,486	1,737	1,661	36,882	42,446	37,540	1,433	1,717	213,329	143,462	171,782	1,382	1,636	1,641	72,062	68,498	69,333	780	989	26,008	29,767
None	—	—	—	—	—	—	5	—	391	—	185	7	1	5	464	8	207	2	4	65	149
Under 25	969	1,166	1,515	12,376	14,427	26,155	922	1,150	64,447	39,169	118,094	873	1,088	1,490	27,234	26,508	49,528	447	877	8,119	20,223
25-49	363	422		11,194	13,205		355	418	58,889	39,269		349	399		19,677	17,765		209		6,439	
50-99	116	102	116	6,862	6,042	6,833	114	102	38,700	19,929	29,588	115	101	116	11,472	8,343	10,023	90	81	4,471	4,363
100-199	23	32	25	2,730	3,901	3,092	22	32	19,066	12,462	15,470	23	32	25	4,815	6,734	6,737	19	22	1,979	3,552
200 and over	15	15	5	3,720	4,871	1,460	15	15	31,856	32,633	8,445	15	15	5	8,400	9,140	2,840	13	5	4,935	1,500
Edgefield																					
Total	1,908	2,315	2,175	44,970	52,114	47,800	1,814	2,290	271,620	152,432	283,526	1,822	2,226	2,151	97,604	101,749	121,319	437	1,012	22,664	35,489
None	—	—	—	—	—	—	5	—	699	—	800	5	—	5	345	—	216	2	1	180	20
Under 25	1,235	1,586	2,000	15,710	20,201	33,715	1,157	1,564	90,503	50,755	182,311	1,150	1,503	1,971	41,829	40,712	96,571	215	891	9,674	26,165
25-49	468	552		14,678	17,458		454	550	90,120	49,855		464	547		28,608	34,912		146		4,403	
50-99	171	140	144	9,949	8,100	8,723	164	139	61,662	23,006	42,649	169	140	144	19,992	15,415	17,167	60	98	6,055	6,585
100-199	31	28	24	3,573	3,230	2,752	31	28	19,837	13,568	17,180	31	27	24	5,030	4,830	4,115	14	22	2,352	2,719
200 and over	3	9	7	1,060	3,125	2,600	3	9	8,799	15,250	20,586	3	9	7	1,800	6,080	3,250				
Fairfield																					
Total	1,698	2,027	1,996	43,738	45,458	43,274	1,592	1,990	189,458	153,992	217,688	1,589	1,945	1,987	97,728	93,544	109,673	307	594	18,840	26,410
None	—	—	—	—	—	—	3	—	160	—	3,698	4	2	17	155	6	544	1	5	30	281
Under 25	1,080	1,392	1,836	13,775	17,024	28,586	989	1,361	48,255	51,618	133,488	990	1,315	1,810	35,503	37,969	78,356	102	490	2,587	15,856
25-49	429	467		13,326	14,704		416	462	55,836	49,806		415	462		30,803	30,344		106		5,466	
50-99	140	127	128	8,235	7,485	7,559	137	127	35,369	27,809	34,974	132	126	128	15,287	14,080	17,070	67	76	3,597	4,368
100-199	39	33	22	4,516	3,845	2,679	37	33	17,869	18,554	13,043	38	33	22	7,095	9,170	5,253	22	15	2,826	1,925
200-399	6	6	7	1,486	1,200	1,700	6	6	8,929	4,405	8,885	6	6	7	3,205	1,025	2,400	6	5	1,934	1,000
400 and over	4	2	3	2,400	1,200	2,750	4	1	23,080	1,800	23,600	4	1	3	5,700	950	6,050	3	3	2,400	5,000

Florence																				
Total	5,486	5,368	4,949	131,528	157,316	104,734	5,297	5,274	607,032	439,076	577,520	5,340	5,256	4,871	365,149	334,184	292,267	1,294	2,365	63,041	81,637
None	———	———	———	———	———	———	13	1	1,411	25	152	21	3	8	6,302	145	316	7	5	5,357	142
Under 25	3,369	2,598	4,622	41,949	37,151	78,634	3,203	2,520	203,377	100,633	442,829	3,234	2,495	4,539	144,002	89,910	240,839	553	2,129	16,075	63,256
25-49	1,547	1,917		48,224	60,177		1,515	1,902	214,159	170,525		1,529	1,907		130,781	132,785		472		19,731	
50-99	472	710	267	27,574	41,518	15,671	468	708	119,140	115,121	81,129	465	708	264	61,155	81,419	34,577	207	187	14,236	11,008
100-199	85	125	48	9,806	13,687	5,524	85	125	39,042	32,541	27,170	79	125	48	17,154	22,442	9,250	47	36	5,067	3,826
200-399	9	16	7	1,900	3,733	1,930	9	16	9,900	11,851	10,560	9	16	7	3,975	5,985	2,875				
400 and over	4	2	5	2,075	1,050	2,975	4	2	20,003	8,380	15,680	3	2	5	1,780	1,500	4,410	8	8	2,575	3,405
Georgetown																					
Total	1,503	1,195	917	32,886	25,486	18,898	1,350	1,147	105,768	52,626	93,800	1,287	1,109	904	53,987	40,492	37,700	145	215	8,975	8,904
None	———	———	———	———	———	———	4	1	1,588	10	376	4	1	19	230	15	112	———	———	———	———
Under 25	1,047	831	851	12,203	9,400	14,342	906	787	33,658	16,767	71,150	857	745	823	19,761	15,612	30,198	63	181	852	6,196
25-49	325	252		10,070	7,566		316	248	30,383	15,645		306	252		17,478	13,270		49		2,170	
50-99	101	94	56	5,659	5,325	3,421	94	93	19,943	11,797	16,184	90	93	52	8,994	7,245	8,055	26	29	2,719	2,208
100-199	21	15	9	2,412	1,815	935	21	15	8,004	4,607	4,565	21	15	9	2,854	2,350	1,060	7	5	3,234	500
200 and over	9	3	1	2,542	1,380	200	9	3	12,190	3,800	1,525	9	3	1	4,670	2,000	275				
Greenville																					
Total	5,162	6,705	6,126	154,786	199,538	147,272	4,848	6,491	689,336	674,872	757,148	4,886	6,422	6,035	374,568	418,291	394,810	1,362	2,452	80,561	101,301
None	———	———	———	———	———	———	21	9	2,853	316	1,450	30	8	19	2,241	207	901	9	11	436	336
Under 25	2,508	3,191	5,662	36,526	47,873	109,442	2,248	3,025	189,999	152,675	557,606	2,275	2,980	5,557	112,196	117,448	318,638	440	2,152	17,086	72,006
25-49	1,917	2,570		60,652	81,018		1,860	2,522	258,070	259,935		1,876	2,521		142,746	169,422		620		25,673	
50-99	597	807	386	34,717	47,186	22,747	584	799	132,274	148,735	112,589	570	799	381	73,549	93,409	44,760	210	230	18,528	13,918
100-199	114	106	57	13,070	11,801	6,698	110	105	61,162	47,552	35,000	110	103	57	27,316	17,170	13,513	64	41	10,813	5,891
200-399	20	21	13	4,921	5,100	3,475	19	21	24,878	29,461	18,420	19	21	13	9,570	11,255	7,380	13	10	4,700	4,150
400-799	3	8	(1)	1,700	4,660	(1)	3	8	10,980	26,425	(1)	3	8	(1)	2,550	8,100	(1)	3	(1)	1,325	(1)
800 and over	3	2	(1)	3,200	1,900	(1)	3	2	31,120	9,775	(1)	3	2	(1)	4,400	1,300	(1)	3	(1)	2,000	(1)
400-699	2	6	5	1,000	3,220	2,110	2	6	6,180	22,570	12,085	2	6	5	1,150	6,100	4,118	2	5	325	2,500
700-999	1	3	2	700	2,240	1,600	1	3	4,800	12,255	10,000	1	3	2	1,400	2,400	3,500	1	2	1,000	1,700
1000 and over	3	1	1	3,200	1,100	1,200	3	1	31,120	1,375	10,000	3	1	1	4,400	900	2,000	3	1	2,000	800
Greenwood																					
Total	1,835	2,299	2,360	59,005	62,178	56,190	1,779	2,211	309,571	236,676	280,250	1,744	2,204	2,298	145,174	134,996	148,409	511	724	37,731	36,384
None	———	———	———	———	———	———	8	4	1,037	185	765	9	4	9	548	320	625	5	6	285	117
Under 25	938	1,380	2,172	13,284	18,617	37,876	894	1,305	63,300	57,538	169,765	858	1,293	2,108	39,787	46,963	105,495	157	599	5,296	17,403
25-49	623	676		20,014	21,261		609	663	95,309	70,250		606	668		51,287	47,339		195		9,195	
50-99	208	195	154	12,272	11,473	9,252	202	194	57,545	48,180	44,847	205	193	152	27,135	21,903	21,202	100	91	7,427	6,154
100-199	40	36	18	4,475	4,040	1,992	40	34	28,228	19,753	9,615	40	35	18	9,000	8,841	5,295	31	13	3,006	1,205
200-399	19	5	8	4,760	1,150	1,895	19	4	27,982	7,500	11,918	19	4	8	7,725	1,220	4,392	16	8	3,626	3,005
400 and over	7	7	8	4,200	5,635	5,175	7	7	36,170	35,290	43,542	7	7	8	9,692	7,410	13,400	7	7	8,897	8,500
Hampton																					
Total	1,418	1,320	1,263	34,332	30,469	36,800	1,316	1,228	154,505	91,892	184,754	1,273	1,209	1,205	74,588	56,897	68,005	504	501	27,631	23,515
None	———	———	———	———	———	———	13	———	673	———	40	12	2	2	362	32	95	6	1	445	40
Under 25	931	855	1,066	11,091	10,096	20,360	832	765	36,041	24,240	98,748	797	748	1,010	27,324	20,796	39,784	243	388	6,352	11,305
25-49	341	315		10,862	9,706		332	313	48,569	32,787		326	310		24,146	18,024		174		7,413	
50-99	118	125	155	6,878	7,162	9,297	110	123	25,439	23,760	43,751	108	124	152	13,011	12,595	14,006	63	81	5,942	4,708
100-199	21	21	34	2,495	2,405	3,988	21	21	9,362	7,225	19,069	21	21	35	4,645	2,700	7,045	11	26	2,029	2,912
200 and over	9	4	8	3,206	1,100	5,155	8	4	34,421	3,900	23,146	9	4	8	5,100	2,750	7,075	7	7	5,450	4,550
Horry																					
Total	5,942	5,763	4,905	145,153	188,580	106,923	5,758	5,562	728,409	554,170	522,554	5,712	5,483	4,860	350,827	256,828	235,070	1,650	2,761	60,598	74,251
None	———	———	———	———	———	———	19	5	2,517	280	1,062	22	3	19	1,608	60	925	11	10	835	362
Under 25	3,469	2,616	4,556	45,495	36,472	85,461	3,308	2,435	258,594	111,457	405,499	3,249	2,368	4,493	136,649	61,514	195,232	702	2,494	20,135	60,956
25-49	1,880	2,197		58,228	69,123		1,832	2,177	280,367	230,421		1,834	2,170		132,243	105,410		635		21,494	
50-99	523	837	503	30,440	49,404	17,680	514	852	132,104	164,321	84,440	519	830	302	61,137	71,984	32,031	253	226	12,598	10,597
100-199	80	104	40	8,565	11,506	4,302	80	104	44,202	40,527	23,393	78	103	40	14,490	14,985	5,152	44	25	4,258	1,720
200 and over	10	9	6	2,425	2,075	1,480	10	9	12,625	7,364	8,140	10	9	6	4,700	2,875	1,750	5	6	1,500	616

[1] Comparison with later censuses may be found in groups below beginning with 400-699.

COUNTY TABLE 1.—CHICKENS ON FARMS 1940, 1935, AND 1930; CHICKEN EGGS PRODUCED AND CHICKENS RAISED 1939, 1934, AND 1929; AND CHICKENS SOLD, 1939 AND 1929; CLASSIFIED BY NUMBER ON HAND—Continued

(Chickens on hand over 4 months old Apr. 1, 1940 and over 3 months old Jan. 1, 1935 and Apr. 1, 1930)

STATE OR COUNTY AND NUMBER OF CHICKENS ON HAND	CHICKENS ON HAND						CHICKEN EGGS PRODUCED					CHICKENS RAISED						CHICKENS SOLD			
	Farms reporting			Number			Farms reporting		Dozens			Farms reporting			Number			Farms reporting		Number	
	1940 (Apr.1)	1935 (Jan.1)	1930 (Apr1)	1940 (Apr. 1)	1935 (Jan. 1)	1930 (Apr. 1)	1939	1934	1939	1934	1929	1939	1934	1929	1939	1934	1929	1939	1929	1939	1929
SOUTH CAROLINA—Continued																					
Jasper																					
Total	987	1,316	876	17,299	24,070	18,274	934	1,248	78,182	39,552	78,417	884	1,256	869	46,443	30,970	43,207	196	422	14,074	16,039
None	—	—	—	—	—	—	2	—	119	—	20	2	1	1	35	12	20	—	1	—	10
Under 25	757	939	807	8,443	10,720	12,952	707	885	34,995	13,737	50,887	664	883	799	21,960	16,565	33,972	105	379	3,096	12,647
25-49	180	319		5,529	9,419		176	307	25,787	16,045		170	316		10,968	9,308		69		2,316	
50-99	45	50	50	2,598	3,041	2,937	44	49	14,509	6,810	14,820	43	49	50	5,770	4,245	5,515	17	29	1,882	2,097
100 and over	5	8	19	729	890	2,385	5	7	4,752	2,960	12,690	5	7	19	7,710	840	3,700	5	13	6,780	1,285
Kershaw																					
Total	2,359	3,036	2,732	53,238	68,900	48,424	2,258	2,875	265,817	178,907	188,252	2,189	2,851	2,662	112,617	131,636	100,938	634	1,074	30,564	25,933
None	—	—	—	—	—	—	2	6	204	104	645	1	10	12	65	183	749	—	6	—	350
Under 25	1,542	2,017	2,619	18,891	26,453	39,344	1,456	1,883	90,742	62,403	140,154	1,396	1,853	2,538	42,794	55,173	85,586	268	1,001	6,656	20,499
25-49	632	781		19,382	24,095		618	753	94,834	66,076		613	755		44,779	42,783		257		13,284	
50-99	147	194	93	8,491	11,683	5,485	144	190	40,957	32,965	25,617	142	189	92	16,364	20,584	10,043	86	52	6,184	3,759
100-199	32	35	16	3,614	3,919	1,744	32	35	15,375	11,895	8,991	31	35	16	5,800	6,463	2,720				
200-399	2	7	2	460	1,550	551	2	7	2,700	3,800	3,175	2	7	2	765	3,050	340	23	15	4,440	1,325
400 and over	4	2	2	2,400	1,200	1,300	4	1	21,005	1,664	9,670	4	2	2	2,050	3,400	1,500				
Lancaster																					
Total	2,279	2,722	2,368	71,413	76,205	56,699	2,204	2,674	351,915	252,456	319,479	2,187	2,623	2,362	151,357	129,983	135,782	613	1,156	41,055	39,157
None	—	—	—	—	—	—	5	1	265	35	205	5	2	5	160	2,015	107	2	3	40	40
Under 25	1,245	1,416	2,153	17,294	19,877	40,546	1,183	1,382	79,184	59,037	225,958	1,162	1,336	2,143	40,734	38,590	105,873	201	992	5,294	28,479
25-49	691	941		21,897	29,493		677	952	101,892	91,785		681	928		47,593	50,813		219		10,095	
50-99	258	307	181	15,031	17,674	10,584	255	303	74,554	56,023	56,245	254	302	181	30,970	27,405	19,962	130	135	10,801	6,038
100-199	61	43	26	7,130	4,843	3,039	60	42	37,888	16,581	16,431	61	41	25	13,035	6,660	4,090	40	19	5,110	1,315
200-399	17	12	6	4,011	2,818	1,530	17	11	30,482	22,690	10,640	17	11	6	8,365	3,800	2,950	14	5	4,545	1,385
400 and over	7	3	2	6,050	1,500	1,000	7	3	27,650	6,305	10,000	7	3	2	10,500	700	2,800	7	2	5,170	1,900
Laurens																					
Total	3,014	4,004	3,587	85,694	114,775	84,120	2,895	3,921	423,879	303,881	380,421	2,862	3,912	3,504	242,980	260,155	245,890	566	957	42,514	47,233
None	—	—	—	—	—	—	8	1	1,052	13	1,110	10	1	18	1,200	8	879	6	3	335	53
Under 25	1,641	2,126	3,273	22,177	29,741	58,849	1,542	2,069	105,237	63,709	251,725	1,518	2,057	3,173	78,049	77,608	187,743	165	777	6,230	27,136
25-49	998	1,370		31,115	42,840		975	1,351	143,775	107,950		966	1,351		93,062	105,470		252		16,647	
50-99	301	417	258	17,944	24,601	15,515	297	410	82,797	61,452	71,001	298	412	257	46,296	46,802	36,188	107	136	11,318	8,910
100-199	59	73	38	6,843	8,180	4,538	58	72	30,843	23,530	24,285	57	73	38	12,507	13,757	8,950	25	26	3,026	3,821
200-399	9	13	14	2,515	2,931	3,335	9	13	16,507	15,025	20,138	9	13	14	5,846	5,810	7,600	5	12	1,310	5,000
400 and over	6	5	(1)	5,100	6,482	(1)	6	5	43,668	32,202	(1)	6	5	(1)	6,000	10,700	(1)	6	(1)	3,650	(1)
400-699	3	1	4	1,400	400	1,883	3	1	9,508	3,750	12,162	3	1	4	2,200	400	4,550	3	3	900	2,313
700 and over	3	4	—	3,700	6,082	—	3	4	34,160	28,452	—	3	4	—	3,800	10,300	—	3	—	2,750	—
Lee																					
Total	2,003	2,619	2,328	47,515	66,530	41,101	1,913	2,530	195,819	179,826	157,173	1,910	2,503	2,280	109,802	131,475	106,100	241	1,208	15,015	28,052
None	—	—	—	—	—	—	7	16	746	308	895	7	16	7	453	251	455	3	6	320	241
Under 25	1,290	1,640	2,223	16,478	21,336	33,753	1,207	1,546	58,751	49,109	114,164	1,200	1,529	2,188	41,893	46,761	90,650	88	1,134	2,895	23,038
25-49	516	710		15,940	22,353		505	701	66,500	54,997		507	695		38,416	44,061		92		5,274	

50-99	159	207	89	9,197	12,258	5,363	156	206	58,170	33,885	50,489	158	204	89	18,920	25,084	11,360	40	53	2,308	5,297
100-199	29	45	15	3,225	5,058	1,785	29	45	11,771	15,720	10,425	29	43	15	5,945	8,118	3,055	11	14	1,670	1,376
200 and over	9	17	1	2,675	5,545	200	9	18	19,881	25,827	1,200	9	18	1	4,175	9,200	600	7	1	2,550	100
Lexington																					
Total	2,680	3,194	2,970	95,588	102,388	98,157	2,610	3,053	549,435	406,772	583,955	2,544	2,932	2,946	249,761	177,656	189,802	1,261	1,706	154,332	91,945
None	———	———	———	———	———	———	7	3	1,170	150	3,137	9	4	12	3,369	140	422	7	6	3,170	500
Under 25	1,177	1,459	2,436	17,273	21,680	52,354	1,119	1,355	90,864	67,558	324,173	1,061	1,262	2,402	56,555	38,897	112,165	373	1,268	28,359	46,016
25-49	1,019	1,189		32,046	37,476		1,005	1,155	181,697	137,826		995	1,135		72,408	62,186		514		56,980	
50-99	341	432	405	20,151	25,911	24,693	339	429	103,943	108,779	130,887	337	419	404	43,514	44,845	42,780	237	328	27,790	22,328
100-199	89	89	97	10,673	10,554	11,100	88	88	71,567	52,659	60,978	88	88	96	34,897	19,355	20,218	79	75	28,785	13,424
200-399	45	23	25	10,815	5,562	6,284	45	23	88,522	53,200	58,330	45	22	25	30,670	10,535	10,577	42	22	23,140	7,286
400 and over	9	2	7	4,850	1,225	3,728	9	2	51,872	6,600	26,450	9	2	7	8,550	1,900	5,640	9	7	6,110	2,389
McCormick																					
Total	1,214	1,568	1,429	35,239	39,641	38,623	1,187	1,494	258,901	175,506	297,646	1,165	1,450	1,368	77,733	79,152	93,508	363	551	20,856	32,818
None	———	———	———	———	———	———	———	3	———	65	40	———	3	1	———	115	30	———	———	———	———
Under 25	803	1,135	1,302	10,906	14,149	20,302	767	1,065	69,199	32,235	112,775	762	1,028	1,240	29,216	33,240	57,620	189	433	3,141	14,384
25-49	295	305		8,959	9,289		287	299	52,161	23,249		288	293		21,215	21,785		106		3,283	
50-99	75	92	79	4,575	5,598	4,673	72	91	29,696	21,958	31,001	74	91	79	9,207	10,630	10,776	55	55	2,945	3,550
100-199	28	21	25	3,561	2,450	2,980	28	21	21,180	11,217	24,350	28	21	25	6,495	2,902	6,010	20	23	2,421	4,072
200-399	7	5	12	1,970	1,125	3,185	7	5	20,135	9,459	29,290	7	4	12	2,500	1,700	5,210	7	10	1,885	2,852
400-799	3	8	(1)	1,668	4,905	(1)	3	8	22,550	58,353	(1)	3	8	(1)	4,900	6,170	(1)	3	(1)	2,963	(1)
800 and over	3	2	(1)	3,600	2,125	(1)	3	2	44,000	18,990	(1)	3	2	(1)	4,200	2,610	(1)	3	(1)	4,200	(1)
400-699	2	4	7	900	2,105	3,333	2	4	11,000	28,162	41,640	2	4	7	1,400	2,670	6,000	2	6	1,033	3,100
700 and over	4	6	4	4,368	4,925	4,150	4	6	55,550	49,181	58,550	4	6	4	7,700	6,110	7,862	4	4	6,150	4,900
Marion																					
Total	2,188	2,228	2,218	50,576	62,248	50,427	2,091	2,134	261,971	128,027	205,929	2,051	1,958	2,182	122,976	108,180	105,456	377	743	20,032	25,398
None	———	———	———	———	———	———	10	———	513	———	———	8	———	2	580	———	120	2	———	408	———
Under 25	1,359	1,164	2,005	16,518	18,051	35,451	1,280	1,083	92,764	24,162	123,587	1,253	952	1,970	46,686	28,166	81,951	126	622	4,547	16,189
25-49	611	734		19,167	23,040		589	724	93,170	44,498		599	688		44,965	40,128		156		6,969	
50-99	192	274	183	11,418	16,674	10,712	187	274	53,250	41,591	55,896	185	264	182	25,385	29,466	17,945	77	100	4,660	5,418
100 and over	26	56	30	3,475	6,503	4,284	25	53	22,274	15,776	26,466	26	56	28	7,380	10,420	5,420	16	21	3,448	1,811
Marlboro																					
Total	2,553	2,760	2,943	50,427	64,220	47,935	2,420	2,718	295,547	216,774	248,359	2,380	2,665	2,888	118,476	111,099	134,844	405	875	15,749	28,358
None	———	———	———	———	———	———	1	———	10	———	137	5	———	9	71	———	2,491	1	4	5	2,049
Under 25	1,860	1,812	2,809	20,551	23,957	38,639	1,737	1,775	125,754	77,987	195,971	1,696	1,726	2,728	54,559	44,060	112,690	196	783	4,066	19,643
25-49	502	675		15,499	20,717		493	670	89,314	67,960		492	667		34,634	35,901		128		4,157	
50-99	158	228	119	9,339	13,676	7,140	154	228	46,887	48,769	37,801	153	225	118	18,807	22,040	15,538	62	76	3,755	4,651
100-199	27	41	10	3,113	4,645	1,056	27	41	19,514	16,658	6,450	27	41	10	6,705	6,673	2,325	12	8	2,566	1,065
200 and over	8	6	5	1,925	1,225	1,100	8	6	14,088	5,400	8,000	7	6	5	3,700	2,425	1,800	6	4	1,200	950
Newberry																					
Total	2,618	3,050	2,794	87,918	95,507	80,481	2,519	2,982	566,172	344,856	404,916	2,556	2,979	2,766	231,378	199,466	183,265	690	1,311	60,987	48,785
None	———	———	———	———	———	———	1	2	100	60	220	4	2	4	468	35	325	2	3	390	60
Under 25	1,289	1,548	2,396	16,928	21,394	47,152	1,224	1,489	98,084	59,415	234,895	1,239	1,492	2,366	52,999	51,633	125,124	133	1,013	4,284	28,936
25-49	845	982		27,606	31,287		818	957	161,298	98,844		830	968		75,484	65,945		279		13,084	
50-99	362	417	304	21,748	25,205	18,364	356	411	129,057	91,902	87,767	362	415	302	53,686	49,753	35,779	185	218	15,087	10,845
100-199	87	73	74	10,528	8,681	8,928	85	73	70,335	34,275	44,858	86	72	74	24,791	14,980	13,625	58	60	11,566	5,062
200-399	25	25	15	6,090	6,230	3,862	25	25	53,017	37,406	23,580	25	25	15	13,525	12,600	5,462	23	12	8,450	2,380
400 and over	10	5	5	5,016	2,710	2,175	10	5	54,283	22,954	13,605	10	5	5	10,425	4,520	2,950	10	5	8,126	1,500
Oconee																					
Total	3,321	3,650	3,515	95,499	98,006	81,393	3,155	3,464	508,070	327,793	436,894	3,099	3,391	3,473	242,019	191,667	233,141	1,416	1,953	74,225	80,145
None	———	———	———	———	———	———	9	3	758	49	1,182	16	5	14	650	203	1,457	11	13	305	1,072
Under 25	1,770	1,978	3,279	25,735	28,736	60,786	1,633	1,817	143,063	77,304	321,441	1,584	1,756	3,225	81,495	63,088	183,497	544	1,757	17,495	53,861
25-49	1,150	1,272		36,120	40,181		1,119	1,247	183,124	130,331		1,104	1,236		91,300	79,502		592		27,902	
50-99	305	346	198	18,389	19,971	11,456	299	343	84,054	69,197	57,972	300	341	197	39,758	36,026	23,707	191	152	14,454	9,997
100-199	77	41	28	9,274	4,693	3,394	76	41	41,974	20,145	20,980	76	41	27	18,446	8,318	8,935	61	22	8,809	5,495
200-399	16	10	5	4,201	2,525	1,205	16	10	30,539	10,707	7,706	16	9	5	5,470	3,100	3,295	14	5	2,085	2,420
400 and over	3	3	5	1,780	1,900	4,550	3	3	24,558	20,060	26,613	3	3	5	4,900	1,450	12,250	3	4	3,175	7,300

[1] Comparison with later censuses may be found in groups below beginning with 400-699.

COUNTY TABLE 1.—CHICKENS ON FARMS 1940, 1935, AND 1930; CHICKEN EGGS PRODUCED AND CHICKENS RAISED 1939, 1934, AND 1929; AND CHICKENS SOLD, 1939 AND 1929; CLASSIFIED BY NUMBER ON HAND—Continued

(Chickens on hand over 4 months old Apr. 1, 1940 and over 3 months old Jan. 1, 1935 and Apr. 1, 1930)

STATE OR COUNTY AND NUMBER OF CHICKENS ON HAND	CHICKENS ON HAND						CHICKEN EGGS PRODUCED					CHICKENS RAISED						CHICKENS SOLD			
	Farms reporting			Number			Farms reporting		Dozens			Farms reporting			Number			Farms reporting		Number	
	1940 (Apr.1)	1935 (Jan.1)	1930 (Apr.1)	1940 (Apr. 1)	1935 (Jan. 1)	1930 (Apr. 1)	1939	1934	1939	1934	1929	1939	1934	1929	1939	1934	1929	1939	1929	1939	1929
SOUTH CAROLINA—Continued																					
Orangeburg																					
Total	4,918	6,293	5,878	164,653	187,564	131,867	4,742	6,154	921,715	765,453	648,501	4,669	6,020	5,773	314,061	324,114	280,922	1,683	3,151	100,685	102,061
None	—	—	—	—	—	—	10	5	8,264	580	616	12	7	13	3,614	1,372	560	8	10	3,381	317
Under 25	2,942	4,100	5,347	37,354	49,820	85,636	2,785	4,005	158,985	136,955	400,486	2,714	3,876	5,231	83,168	97,446	200,577	653	2,732	16,636	67,915
25-49	1,246	1,366		38,939	42,339		1,226	1,332	181,790	128,580		1,224	1,326		79,429	71,209		554		21,291	
50-99	464	569	413	27,971	33,887	25,127	458	559	141,072	118,970	125,410	455	563	411	55,776	59,307	46,778	262	311	16,991	19,313
100-199	157	155	89	18,756	18,917	10,368	154	152	104,221	81,514	57,062	155	151	89	30,559	33,865	18,680	122	71	12,787	8,051
200-399	80	63	19	19,925	15,396	4,536	80	61	143,476	88,855	25,455	80	57	19	27,880	21,285	7,247	60	17	11,461	3,805
400-799	21	31	(1)	10,500	15,205	(1)	21	31	89,357	110,009	(1)	21	31	(1)	15,735	28,430	(1)	17	(1)	6,463	(1)
800 and over	8	9	(1)	11,210	12,000	(1)	8	9	94,550	99,990	(1)	8	9	(1)	18,100	11,200	(1)	7	(1)	11,675	(1)
400-699	20	28	6	9,750	13,105	2,750	20	28	83,597	91,109	20,747	20	28	6	12,735	20,430	3,700	16	6	3,963	1,510
700-999	5	5	3	4,160	3,800	2,450	5	5	28,750	32,900	15,725	5	5	3	8,200	8,900	2,900	4	3	4,575	950
1000 and over	4	7	1	7,800	10,300	1,000	4	7	71,560	85,990	3,000	4	7	1	12,900	10,300	480	4	1	9,600	200
Pickens																					
Total	2,983	3,373	3,125	113,051	113,841	86,807	2,806	3,227	613,572	415,378	525,470	2,848	3,219	3,065	270,805	205,449	200,357	1,173	1,558	81,436	65,952
None	—	—	—	—	—	—	11	5	1,831	177	480	13	4	5	1,268	172	185	7	2	616	60
Under 25	1,186	1,572	2,779	18,153	20,224	59,559	1,062	1,276	99,493	56,971	347,392	1,079	1,244	2,716	58,048	43,003	151,030	316	1,315	10,946	44,216
25-49	1,190	1,399		38,267	43,939		1,141	1,359	183,828	123,869		1,159	1,374		93,302	81,286		482		18,842	
50-99	442	511	296	25,917	29,953	17,456	433	497	119,638	87,760	94,612	434	508	295	53,712	47,077	29,665	236	202	16,759	10,878
100-199	118	68	37	14,067	8,110	4,474	113	67	81,281	33,454	25,239	116	67	36	32,983	13,639	7,070	91	27	16,253	3,180
200-399	31	14	9	8,261	3,740	2,308	30	14	52,526	29,515	20,449	31	13	9	13,642	4,622	6,357	26	8	6,720	3,693
400 and over	16	9	(1)	8,386	7,875	(1)	16	9	74,975	83,632	(1)	16	9	(1)	19,850	15,650	(1)	15	(1)	11,300	(1)
400-699	13	4	3	6,086	1,975	1,610	13	4	54,795	20,240	15,790	13	4	3	16,650	2,850	2,050	15	4	11,300	3,925
700 and over	3	5	1	2,300	5,900	1,400	3	5	20,180	63,392	21,508	3	5	1	3,200	12,800	4,000				
Richland																					
Total	2,186	2,845	2,560	63,728	73,730	62,567	2,093	2,694	336,192	255,230	547,865	2,041	2,546	2,344	124,730	122,642	123,909	336	1,003	36,806	39,548
None	—	—	—	—	—	—	8	—	904	—	640	12	4	9	851	47	246	3	5	575	150
Under 25	1,341	1,934	2,075	16,078	22,454	33,752	1,279	1,796	69,426	46,249	181,873	1,232	1,667	2,053	33,502	40,043	79,093	101	795	2,188	21,888
25-49	537	581		16,937	19,498		523	573	81,141	62,641		516	555		33,148	33,901		109		6,935	
50-99	198	257	210	12,040	14,284	13,162	198	233	61,888	52,934	68,141	198	229	207	20,665	22,741	21,948	70	147	4,628	8,152
100-199	54	65	55	6,757	7,848	6,728	53	64	39,049	35,622	37,535	51	64	55	18,805	11,535	10,737	28	41	11,770	4,654
200-399	28	20	13	8,786	5,040	4,027	26	20	38,200	35,563	17,595	26	20	13	10,905	8,875	6,385	18	9	7,003	2,090
400 and over	8	8	7	5,130	4,625	4,920	8	8	45,584	22,221	42,081	8	7	7	6,856	5,500	5,500	7	6	3,712	2,614
Saluda																					
Total	2,219	2,692	2,502	74,357	80,752	72,676	2,157	2,642	441,937	292,992	417,611	2,150	2,541	2,481	543,894	196,554	177,239	1,034	1,321	426,856	66,963
None	—	—	—	—	—	—	11	6	2,670	325	681	18	8	7	32,968	2,462	419	18	5	32,485	220
Under 25	1,053	1,375	2,132	15,215	19,416	43,463	1,000	1,337	75,181	52,832	248,343	986	1,255	2,105	114,407	46,388	116,071	327	1,014	83,176	35,721
25-49	782	907		24,909	28,469		767	892	130,486	87,330		765	877		166,509	66,097		407		120,314	
50-99	275	321	293	18,347	19,001	17,929	272	318	88,404	70,827	101,788	274	313	292	119,371	47,386	37,916	189	234	98,864	17,653

100-199	81	68	64	10,026	8,069	7,481	79	68	68,363	43,438	46,188	79	68	64	87,619	22,321	16,290	68	56	75,837	9,435
200-399	24	17	11	6,010	4,027	2,803	24	17	58,193	20,900	16,711	24	16	11	20,520	10,100	5,043	21	10	14,580	2,984
400 and over	4	4	2	1,650	1,770	1,000	4	4	18,640	17,340	3,900	4	4	2	2,500	1,800	1,500	4	2	1,600	950
Spartanburg																					
Total	6,117	7,468	7,251	181,084	224,530	174,989	5,823	7,273	843,539	730,371	1,063,564	5,775	7,215	7,179	423,549	455,592	457,023	1,447	3,018	102,135	115,641
None	-----	-----	-----	-----	-----	-----	23	23	1,925	1,006	2,472	29	24	45	1,384	1,262	1,764	14	18	308	333
Under 25	3,038	3,549	6,698	43,380	53,113	130,653	2,819	3,386	195,697	159,405	783,221	2,738	3,346	6,603	112,903	131,493	370,279	459	2,657	13,136	79,342
25-49	2,320	2,896		72,604	92,280		2,246	2,848	325,022	260,656		2,262	2,830		160,596	188,583		652		25,214	
50-99	602	861	457	35,051	50,182	27,194	581	856	156,758	139,819	139,778	591	856	454	68,232	91,067	55,305	237	282	13,712	18,456
100-199	124	132	58	15,079	15,240	6,727	121	130	64,780	61,699	41,373	123	132	57	28,901	25,997	13,500	61	42	13,862	6,625
200-399	22	22	11	5,230	5,450	2,590	22	22	34,607	34,946	19,985	21	20	11	6,960	7,535	3,125	14	10	2,267	1,235
400-799	7	6	(1)	3,910	3,265	(1)	7	6	33,150	26,090	(1)	7	5	(1)	11,940	2,905	(1)	6	(1)	8,936	(1)
800 and over	4	2	(1)	5,850	5,000	(1)	4	2	51,600	46,750	(1)	4	2	(1)	32,633	6,750	(1)	4	(1)	24,700	(1)
400-699	5	4	4	2,490	1,800	1,925	5	4	9,900	16,865	17,191	5	4	4	10,340	1,405	3,850	4	4	7,750	2,200
700-999	3	2	3	2,320	1,465	2,500	3	2	31,550	9,225	23,546	3	1	3	2,600	1,500	3,500	3	3	1,688	2,650
1000 and over	3	2	2	4,930	5,000	3,400	3	2	23,300	46,750	38,000	3	2	2	31,633	6,750	5,700	3	2	24,200	6,800
Sumter																					
Total	2,940	3,685	3,440	77,949	94,208	64,254	2,879	3,602	458,305	265,705	295,411	2,878	3,498	3,393	181,411	180,331	163,378	665	1,640	24,596	51,063
None	-----	-----	-----	-----	-----	-----	5	3	357	85	64	5	4	4	137	5,122	158	1	2	8	60
Under 25	1,724	2,371	3,221	21,542	28,901	47,199	1,677	2,299	136,432	74,112	205,738	1,666	2,195	3,171	64,201	60,307	124,051	270	1,475	5,209	35,260
25-49	829	869		25,460	27,770		817	879	159,283	64,852		822	876		60,380	54,780		229		7,200	
50-99	320	318	179	19,016	19,122	10,684	316	316	81,198	58,725	55,711	319	317	179	40,085	33,889	22,826	139	130	7,341	7,056
100-199	53	86	82	6,161	9,540	4,031	50	85	34,953	29,738	21,884	52	88	31	9,270	15,388	9,483	15	26	1,360	5,520
200-399	9	13	7	1,975	3,325	1,840	9	13	12,020	12,558	9,324	9	12	7	2,938	3,945	6,450	6	6	803	2,775
400 and over	5	8	(1)	3,795	5,550	(1)	5	7	34,060	25,655	(1)	5	8	(1)	4,400	6,900	(1)	5	(1)	2,675	(1)
400-699	2	5	1	1,195	2,350	500	2	4	4,880	9,645	2,690	2	5	1	1,900	3,050	410	2	1	1,075	392
700 and over	3	3	-----	2,600	3,200	-----	3	3	29,200	15,990	-----	3	3	-----	2,500	3,850	-----	3	-----	1,600	-----
Union																					
Total	1,740	2,358	2,214	48,817	61,694	47,342	1,698	2,329	251,101	147,389	241,762	1,698	2,268	2,180	122,694	115,687	113,035	531	734	40,117	22,958
None	-----	-----	-----	-----	-----	-----	18	9	1,633	185	10	23	9	1	3,953	236	10	13	-----	2,936	-----
Under 25	950	1,284	2,053	13,101	17,885	36,062	906	1,249	67,486	33,514	174,431	898	1,197	2,018	34,700	36,190	90,910	187	638	5,607	15,609
25-49	564	784		17,932	24,263		549	781	81,494	52,637		553	776		39,542	45,456		210		9,495	
50-99	179	257	138	10,544	15,016	8,012	178	257	47,955	36,882	47,011	177	255	138	25,714	24,869	17,152	88	80	11,425	5,323
100-199	34	30	18	3,722	3,230	1,993	34	30	20,794	10,491	14,010	34	29	18	9,115	5,436	2,713	26	13	5,304	1,276
200 and over	13	8	5	4,518	1,300	1,275	13	3	31,739	13,900	6,300	13	2	5	9,670	3,500	2,250	7	3	5,350	750
Williamsburg																					
Total	4,854	4,341	4,168	97,582	94,928	70,819	4,710	4,088	410,707	204,095	289,877	4,672	3,997	4,044	244,035	194,210	175,026	984	1,685	42,581	46,662
None	-----	-----	-----	-----	-----	-----	6	3	498	45	185	6	4	5	236	94	215	1	1	30	20
Under 25	3,522	2,940	3,959	40,265	35,906	55,634	3,400	2,703	166,514	68,455	216,160	3,350	2,621	3,852	112,574	79,316	146,379	512	1,529	14,320	37,161
25-49	1,258	1,006		47,261	30,715		1,230	993	200,619	85,770		1,242	983		114,179	65,211		432		22,114	
50-99	-----	330	175	-----	19,598	10,572	-----	324	-----	48,596	48,209	-----	325	174	-----	37,949	21,547	-----	127	-----	6,958
100-199	60	55	29	6,746	6,302	3,283	60	55	24,947	18,855	18,345	60	55	28	11,511	9,190	5,360	31	25	3,067	2,023
200 and over	14	10	5	3,310	2,407	1,330	14	10	18,129	6,374	8,778	14	9	5	5,535	2,450	1,525	8	3	3,050	500
York																					
Total	3,262	4,174	4,069	102,098	120,273	94,576	3,087	3,962	527,641	336,588	563,032	3,095	3,929	3,989	254,606	231,329	232,504	1,027	1,639	87,087	61,430
None	-----	-----	-----	-----	-----	-----	23	1	2,717	100	900	40	2	9	4,939	250	313	15	4	3,459	70
Under 25	1,580	2,188	3,709	21,089	29,703	64,636	1,446	1,983	123,365	64,673	372,981	1,436	1,866	3,621	64,399	61,983	169,077	272	1,380	12,354	37,480
25-49	1,128	1,361		35,620	42,181		1,080	1,340	185,274	116,010		1,076	1,826		84,535	85,047		434		26,492	
50-99	438	529	304	26,438	31,143	18,163	429	525	119,401	91,951	100,296	429	521	303	61,704	56,124	37,042	233	211	23,492	11,882
100-199	97	100	38	11,429	11,019	4,498	90	99	41,612	33,671	28,635	96	98	38	27,274	14,458	9,102	57	30	14,882	3,528
200-399	13	11	14	2,900	2,582	3,489	13	11	15,097	8,304	24,686	12	11	14	2,780	5,168	5,020	11	11	1,250	2,150
400 and over	6	5	4	4,622	3,645	3,790	6	5	40,175	21,879	35,534	6	5	4	8,975	8,299	11,950	5	3	5,158	6,340

[1] Comparison with later censuses may be found in groups below beginning with 400-699.

COUNTY TABLE 1.—CHICKENS ON FARMS 1940, 1935, AND 1930; CHICKEN EGGS PRODUCED AND CHICKENS RAISED 1939, 1934, AND 1929; AND CHICKENS SOLD, 1939 AND 1929; CLASSIFIED BY NUMBER ON HAND—Continued

(Chickens on hand over 4 months old Apr. 1, 1940 and over 3 months old Jan. 1, 1935 and Apr. 1, 1930)

STATE OR COUNTY AND NUMBER OF CHICKENS ON HAND	CHICKENS ON HAND						CHICKEN EGGS PRODUCED					CHICKENS RAISED						CHICKENS SOLD			
	Farms reporting			Number			Farms reporting		Dozens			Farms reporting			Number			Farms reporting		Number	
	1940 (Apr.1)	1935 (Jan.1)	1930 (Apr.1)	1940 (Apr. 1)	1935 (Jan. 1)	1930 (Apr. 1)	1939	1934	1939	1934	1929	1939	1934	1929	1939	1934	1929	1939	1929	1939	1929
SOUTH DAKOTA																					
Total	63,818	72,339	74,780	6,233,291	5,524,342	8,545,755	60,289	71,269	34,791,676	29,836,553	53,052,330	59,453	65,209	73,780	10,977,565	9,086,537	14,658,577	43,194	54,638	4,017,012	5,864,565
None	—	—	—	—	—	—	355	1,222	135,171	285,786	132,285	391	1,091	348	71,544	106,852	59,030	332	263	56,135	39,857
Under 25	5,858	11,550	14,089	98,796	186,176	404,720	4,665	10,350	621,291	1,399,332	2,846,375	4,250	8,086	13,334	266,073	487,413	926,914	1,263	5,060	71,728	293,848
25-49	10,188	16,276		367,550	574,757		9,199	15,756	2,177,272	3,619,584		8,913	14,107		795,829	1,144,651		4,079		205,501	
50-99	19,239	22,793	20,543	1,286,422	1,464,951	1,390,385	18,202	22,439	7,091,875	8,226,916	9,144,441	18,045	21,013	20,214	2,446,537	2,514,425	2,739,020	12,508	14,088	782,237	1,010,592
100-199	21,412	16,861	27,751	2,742,388	2,087,553	3,587,907	20,861	16,674	14,961,950	10,453,016	21,868,414	20,837	16,157	27,553	4,717,244	3,154,877	6,194,289	18,360	25,890	1,784,652	2,548,886
200-399	6,785	4,566	11,536	1,580,406	1,061,489	2,752,414	6,675	4,539	8,814,500	5,133,052	16,463,844	6,686	4,468	11,473	2,449,885	1,481,268	4,156,864	6,329	10,728	1,005,651	1,722,789
400-799	325	276	(1)	144,825	132,681	(1)	319	273	886,157	666,802	(1)	321	270	(1)	212,178	177,919	(1)	311	(1)	103,858	(1)
800-1599	12	16	(1)	11,204	14,775	(1)	12	15	94,960	49,085	(1)	11	16	(1)	17,275	18,904	(1)	11	(1)	8,270	(1)
1600-3199	1	1	(1)	1,700	2,000	(1)	1	1	8,500	3,000	(1)	1	1	(1)	1,000	250	(1)	1	(1)	1,000	(1)
3200 and over	—	—	(1)	—	—	(1)	—	—	—	—	(1)	—	—	(1)	—	—	(1)	—	(1)	—	(1)
400-699	318	259	817	141,180	120,546	366,469	314	256	859,334	592,448	2,321,842	316	253	814	208,348	161,309	514,577	306	787	102,358	217,055
700-999	11	26	33	8,749	19,610	25,340	11	25	76,341	102,193	177,559	10	26	33	11,855	29,040	35,783	10	31	5,320	15,428
1000-2499	7	8	10	7,800	9,300	14,000	7	8	53,942	24,246	93,850	7	8	10	10,250	6,724	19,100	7	10	5,470	9,450
2500 and over	—	—	1	—	—	4,500	—	—	—	—	3,720	—	—	1	—	—	13,000	—	1	—	8,500
Armstrong																					
Total	5	2	4	110	42	510	2	1	(7)	228	2,998	3	1	4	195	50	870	1	1	(7)	40
Aurora																					
Total	808	987	1,085	84,217	78,535	150,527	757	1,002	429,975	466,032	867,089	752	909	1,076	150,738	108,141	218,649	605	872	49,676	89,077
None	—	—	—	—	—	—	2	30	680	11,816	3,106	2	17	6	62	1,260	850	2	5	55	555
Under 25	30	102	96	508	1,612	2,876	25	95	3,656	20,410	18,006	17	72	91	1,776	5,291	5,441	15	43	1,047	2,325
25-49	75	170		2,674	6,112		57	166	13,519	53,288		57	146		4,721	11,328		32		1,587	
50-99	287	390	221	19,886	25,887	15,306	270	388	101,914	162,159	88,893	271	362	217	36,261	37,646	26,953	195	152	11,914	9,586
100-199	336	279	504	42,207	33,584	66,469	325	277	204,390	172,561	364,447	328	267	499	65,324	40,033	99,126	287	422	24,002	40,688
200 and over	82	46	264	18,942	11,340	65,676	82	46	105,816	45,798	392,617	79	45	263	24,594	12,585	86,279	76	250	11,273	35,945
Beadle																					
Total	1,498	1,632	1,911	159,680	113,704	264,348	1,425	1,621	783,394	664,551	1,681,848	1,419	1,450	1,895	264,355	183,252	452,752	1,050	1,566	82,954	195,777
None	—	—	—	—	—	—	9	33	4,734	6,322	4,850	8	35	9	907	3,129	4,780	7	11	521	3,515
Under 25	56	196	155	924	3,240	4,767	46	178	6,520	25,593	32,990	42	125	150	3,589	6,499	11,561	18	71	1,499	4,395
25-49	178	378		6,589	13,428		151	362	31,176	83,017		150	309		15,264	21,870		76		3,307	
50-99	472	662	425	32,129	42,814	29,283	446	658	153,712	248,403	209,750	448	590	410	59,511	81,367	55,146	311	295	15,845	21,308
100-199	627	357	888	80,499	42,372	117,613	612	351	382,523	258,985	767,591	615	350	879	129,098	83,408	204,276	505	786	40,912	89,526
200-399	157	36	417	36,390	8,595	99,945	154	35	182,509	45,815	585,612	149	36	417	53,316	12,995	158,644	126	396	17,952	67,973
400 and over	7	5	28	3,169	3,255	12,740	7	4	22,220	16,620	81,075	7	5	28	4,850	3,984	18,345	7	27	2,920	9,250
Bennett																					
Total	430	554	568	21,787	25,138	33,954	399	538	93,672	120,205	201,591	395	491	518	51,984	52,672	56,529	189	154	11,660	10,416
None	—	—	—	—	—	—	7	6	1,535	582	850	6	9	2	644	876	75	5	1	369	125
Under 25	124	189	265	2,194	3,110	6,714	102	174	8,821	15,042	45,281	102	149	225	6,941	9,659	12,549	25	55	1,516	1,418
25-49	136	186		5,057	6,869		128	181	21,967	31,475		123	166		15,123	14,916		50		3,209	
50-99	115	120	195	7,311	7,582	12,849	109	118	29,959	38,367	71,977	111	112	187	17,265	14,271	24,253	58	70	3,591	5,108
100-199	48	53	90	5,695	6,308	10,711	46	53	24,864	26,514	60,445	46	49	89	11,091	10,660	15,242	28	57	2,257	2,680
200 and over	7	6	18	1,550	1,271	3,680	7	6	6,726	8,427	23,038	7	6	15	2,920	2,510	4,430	5	11	758	1,085

Bon Homme																				
Total	1,318	1,414	1,445	185,190	206,734	268,344	1,257	1,410	1,095,648	1,054,120	1,669,003	1,253	1,381	1,412	351,777	387,801	412,957	1,127	1,237	122,211	125,039
None	———	———	———	———	———	———	1	16	160	6,674	1,808	3	10	2	325	2,155	1,200	3	3	185	725
Under 25	25	55	64	428	904	1,846	17	54	1,859	12,222	11,902	16	45	57	2,344	6,076	5,084	8	28	458	1,375
25-49	78	67		2,804	2,324		64	66	19,853	18,718		64	60		7,447	7,197		37		1,905	
50-99	265	276	188	19,128	18,638	12,787	248	268	118,227	114,033	79,502	238	264	174	44,187	44,312	22,582	196	127	15,161	5,778
100-199	628	584	516	84,265	76,727	70,000	608	577	495,084	384,124	460,470	613	572	510	188,551	155,851	116,111	571	453	57,576	38,320
200-399	312	404	612	74,004	94,841	151,746	309	402	432,196	452,996	959,443	309	403	605	122,525	157,005	228,940	302	565	48,785	68,053
400 and over	10	28	65	4,560	13,300	31,965	10	27	32,267	65,353	175,878	10	27	64	6,400	15,225	39,040	10	61	2,151	10,788
Brookings																					
Total	1,794	1,860	1,872	252,371	189,889	242,699	1,688	1,851	1,358,631	921,855	1,728,489	1,645	1,657	1,861	570,858	247,882	417,775	1,399	1,634	165,909	207,652
None	———	———	———	———	———	———	6	40	2,109	9,515	4,846	4	21	9	675	2,905	3,216	7	7	750	2,345
Under 25	45	148	200	875	2,262	6,149	30	131	3,813	16,922	45,768	30	101	191	1,811	6,888	15,765	12	98	635	4,717
25-49	138	302		4,869	10,717		107	283	25,888	68,022		105	247		8,834	19,761		61		2,985	
50-99	448	679	436	30,738	44,953	30,428	412	671	185,559	275,196	258,454	382	611	452	47,256	68,590	55,205	292	355	19,457	24,580
100-199	815	581	862	106,814	75,198	113,944	793	576	662,055	365,904	792,048	781	533	856	176,459	96,758	203,409	700	812	78,587	102,327
200-399	320	141	358	76,280	34,011	84,383	312	141	408,805	173,467	588,285	314	136	357	117,613	44,430	150,880	301	347	54,252	67,873
400 and over	28	9	16	12,995	4,750	7,795	28	9	70,624	17,829	58,970	27	8	16	18,230	8,550	11,300	26	15	9,245	5,810
Brown																					
Total	1,876	2,124	2,129	155,065	150,279	218,715	1,758	2,085	854,379	735,805	1,325,551	1,724	1,858	2,109	271,123	205,731	427,712	1,253	1,693	103,170	212,808
None	———	———	———	———	———	———	4	28	685	9,151	6,879	3	23	13	75	1,699	2,270	5	12	147	2,054
Under 25	135	316	361	2,341	4,910	11,135	99	279	14,317	40,779	73,661	87	220	341	5,437	13,258	27,040	34	177	2,374	12,667
25-49	325	593		11,755	20,465		295	575	64,385	132,128		282	508		24,530	34,681		159		7,472	
50-99	786	828	714	52,650	52,806	47,765	753	821	286,095	285,209	318,555	740	749	707	93,800	81,430	103,518	531	547	34,075	49,715
100-199	545	342	851	66,322	40,425	106,711	525	337	353,159	211,591	611,442	529	317	846	112,221	58,083	203,461	449	764	43,045	103,846
200-399	78	40	183	17,447	8,975	42,554	77	40	92,825	48,431	253,089	76	36	182	26,110	9,780	75,192	68	173	10,907	36,896
400 and over	7	5	20	4,550	2,700	10,550	7	5	42,935	8,516	64,125	7	5	20	8,950	4,800	18,253	7	20	5,150	7,650
Brule																					
Total	800	881	981	87,112	63,902	115,809	759	889	448,098	298,395	667,657	782	829	976	159,674	108,261	185,259	610	760	56,505	69,734
None	———	———	———	———	———	———	3	25	502	4,695	———	1	21	———	200	1,734	———	3	———	128	———
Under 25	34	87	102	575	1,458	3,204	21	82	2,483	14,184	21,322	12	61	100	421	5,495	6,317	5	39	67	1,894
25-49	68	191		2,491	6,819		63	188	12,693	40,363		62	171		7,928	16,697		36		3,333	
50-99	245	385	282	16,773	23,812	17,839	232	358	88,793	116,274	111,919	256	342	259	36,170	41,045	32,898	174	174	12,160	12,137
100-199	383	211	474	45,888	24,418	62,032	352	210	256,740	97,467	387,370	361	208	474	80,487	34,588	98,944	315	412	28,575	37,494
200-399	65	23	138	19,385	5,195	30,634	84	25	96,072	18,724	172,101	85	22	138	32,218	7,454	44,130	75	130	11,342	17,199
400 and over	5	4	5	2,000	2,200	2,100	4	3	10,815	6,888	14,945	5	4	5	2,250	1,250	2,950	4	5	900	1,010
Buffalo																					
Total	185	226	244	15,316	12,369	20,740	156	222	73,653	64,998	127,525	155	216	248	25,957	24,250	40,808	102	145	6,474	13,987
None	———	———	———	———	———	———	2	10	750	1,758	1,840	3	15	6	385	934	528	———	4	———	254
Under 25	14	70	85	215	992	1,740	13	65	1,395	6,595	11,649	11	58	83	420	3,653	7,256	5	26	146	1,417
25-49	26	53		944	1,887		22	49	4,692	9,259		24	46		2,528	4,571		11		417	
50-99	58	58	66	3,907	5,775	4,602	53	55	19,285	20,437	28,366	54	55	68	6,864	6,401	8,281	33	43	2,152	3,045
100-199	51	39	71	6,400	4,515	8,828	50	37	30,281	22,927	53,062	48	38	71	10,135	7,031	15,586	38	55	2,527	5,790
200 and over	16	6	22	3,850	1,200	5,570	16	6	17,250	4,044	32,608	15	6	22	5,645	1,640	9,155	15	17	1,252	3,481
Butte																					
Total	707	841	805	34,969	39,966	43,456	675	814	277,694	220,387	328,144	645	720	794	69,813	58,808	73,840	213	289	16,155	20,929
None	———	———	———	———	———	———	10	2	5,117	65	5,586	7	5	6	719	188	500	4	4	315	503
Under 25	154	240	449	2,764	4,345	12,717	132	221	21,734	25,895	94,021	124	166	456	6,062	6,812	23,516	19	94	785	4,618
25-49	252	290		9,008	10,541		242	284	70,068	64,688		253	259		17,685	17,875		64		2,978	
50-99	242	224	253	15,544	14,134	16,170	254	220	123,808	71,841	114,521	223	206	252	30,447	18,639	25,015	91	103	8,049	5,901
100-199	55	80	87	6,355	9,236	10,449	53	80	47,372	52,913	81,731	54	77	88	12,579	13,339	17,409	51	56	2,895	5,687
200 and over	4	7	16	1,300	1,710	4,120	4	7	11,599	4,965	34,285	4	7	14	2,121	2,175	7,400	4	12	1,133	4,420
Campbell																					
Total	667	757	759	40,433	41,738	72,791	628	761	224,415	261,518	477,170	636	722	765	79,189	79,922	131,691	215	425	9,098	27,376
None	———	———	———	———	———	———	3	13	1,025	1,320	2,428	1	9	5	30	520	760	2	5	136	665
Under 25	56	93	120	1,015	1,555	3,841	42	87	5,126	16,074	28,189	45	74	119	2,609	4,699	8,393	12	28	364	1,176
25-49	214	248		7,597	8,501		196	245	42,084	57,977		204	253		18,063	19,070		51		877	

[1] Comparison with later censuses may be found in groups below beginning with 400-699.

[7] When there are less than 3 farms reporting, data are included only in the State totals.

COUNTY TABLE 1.—CHICKENS ON FARMS 1940, 1935, AND 1930; CHICKEN EGGS PRODUCED AND CHICKENS RAISED 1939, 1934, AND 1929; AND CHICKENS SOLD, 1939 AND 1929; CLASSIFIED BY NUMBER ON HAND—Continued

(Chickens on hand over 4 months old Apr. 1, 1940 and over 3 months old Jan. 1, 1935 and Apr. 1, 1930)

STATE OR COUNTY AND NUMBER OF CHICKENS ON HAND	CHICKENS ON HAND						CHICKEN EGGS PRODUCED					CHICKENS RAISED						CHICKENS SOLD			
	Farms reporting			Number			Farms reporting		Dozens			Farms reporting			Number			Farms reporting		Number	
	1940 (Apr 1)	1935 (Jan.1)	1930 (Apr1)	1940 (Apr. 1)	1935 (Jan. 1)	1930 (Apr. 1)	1939	1934	1939	1934	1929	1939	1934	1929	1939	1934	1929	1939	1929	1939	1929
SOUTH DAKOTA—Continued																					
Campbell—Con.																					
50-99	296	321	289	19,582	20,319	19,478	282	321	107,701	125,141	133,131	285	311	289	37,422	37,124	39,197	109	145	4,212	7,658
100-199	96	92	296	11,224	10,613	37,197	96	92	62,354	57,786	244,666	96	92	296	19,500	16,379	64,636	59	245	3,507	17,877
200 and over	5	3	54	1,015	750	12,275	5	3	6,125	4,220	68,778	5	3	54	1,545	2,130	18,705				
Charles Mix																					
Total	1,746	2,087	2,097	209,184	239,979	321,558	1,654	2,031	1,162,726	1,058,478	1,913,042	1,638	1,985	2,078	363,133	372,985	456,093	1,266	1,585	111,807	140,634
None	—	—	—	—	—	—	7	7	5,245	1,206	5,135	6	19	5	1,580	2,195	1,289	6	4	1,295	385
Under 25	102	137	189	1,651	1,955	5,132	76	104	9,071	13,575	30,472	66	106	179	6,335	7,280	12,875	27	48	2,150	2,902
25-49	153	198		5,441	6,773		134	185	29,535	33,686		124	167		12,617	15,063		66		3,416	
50-99	432	539	383	29,478	36,113	26,044	398	534	158,935	167,314	156,049	398	508	378	56,706	64,645	46,395	277	222	17,917	12,768
100-199	741	877	853	96,722	111,163	114,046	728	866	545,943	483,924	693,022	730	853	845	168,745	166,276	170,187	609	702	50,847	52,884
200-399	309	316	611	71,142	75,295	147,482	302	315	385,192	322,886	854,193	305	312	610	109,500	106,726	190,022	273	548	32,837	58,619
400 and over	9	20	61	4,750	8,680	28,854	9	20	28,805	35,887	174,171	9	20	61	7,650	10,800	35,325	8	61	3,345	13,076
Clark																					
Total	1,306	1,400	1,574	117,195	71,924	167,183	1,217	1,394	629,992	466,557	1,054,973	1,235	1,161	1,566	190,849	84,237	298,884	1,014	1,299	83,580	151,350
None	—	—	—	—	—	—	7	45	3,040	8,661	1,070	9	34	4	1,572	2,355	224	7	4	1,415	120
Under 25	80	303	248	1,382	4,716	7,082	56	278	6,733	34,463	50,715	49	191	239	2,852	7,451	20,303	28	121	1,278	9,074
25-49	193	456		6,872	15,744		168	443	36,355	113,287		166	373		13,439	22,839		100		4,938	
50-99	496	468	517	33,552	29,059	35,531	464	456	181,655	179,728	237,212	480	411	515	57,194	31,975	67,272	387	415	23,611	33,324
100-199	462	161	637	57,563	19,030	80,665	448	160	308,008	115,136	506,811	456	143	636	88,877	17,777	143,436	420	590	39,168	74,925
200-399	68	11	158	14,795	2,475	36,955	67	11	75,981	15,112	215,544	68	8	158	21,515	1,660	58,519	65	155	9,320	29,537
400 and over	7	1	14	3,031	900	6,950	7	1	18,220	170	43,621	7	1	14	5,400	180	9,130	7	14	3,850	4,370
Clay																					
Total	1,124	1,221	1,217	134,960	135,256	157,757	1,070	1,198	726,861	683,999	894,099	1,064	1,165	1,182	241,387	217,188	238,850	909	962	97,932	85,797
None	—	—	—	—	—	—	15	7	8,054	1,362	1,000	12	5	2	3,455	675	350	15	2	3,142	200
Under 25	38	74	114	667	1,119	3,568	29	66	2,961	8,342	22,944	24	47	100	2,464	3,552	7,973	15	48	1,440	2,392
25-49	92	125		3,288	4,339		77	118	15,719	28,007		73	113		8,417	9,210		43		4,083	
50-99	286	354	298	19,612	23,183	20,032	268	346	96,600	123,750	115,789	260	340	288	36,940	41,696	33,292	206	204	13,474	10,010
100-199	522	492	549	66,508	83,633	71,019	499	485	356,674	308,462	391,720	509	484	540	119,805	99,165	109,885	457	473	47,391	40,882
200-399	179	169	242	41,885	39,482	56,738	175	169	229,203	200,645	324,005	179	169	238	66,556	58,790	79,450	167	222	25,845	29,075
400 and over	7	7	14	3,000	3,500	6,400	7	7	17,650	13,431	38,641	7	7	14	3,750	4,100	7,900	6	13	2,557	3,238
Codington																					
Total	1,043	1,109	1,135	94,256	64,925	121,954	968	1,102	497,324	336,222	878,728	965	929	1,136	163,523	104,540	228,156	703	934	65,155	110,232
None	—	—	—	—	—	—	3	32	654	5,625	1,805	4	18	6	325	1,584	5,825	3	6	210	5,550
Under 25	57	199	175	967	2,959	5,259	36	181	5,330	21,187	40,485	38	121	173	1,960	7,467	12,142	13	89	413	5,450
25-49	167	334		5,939	11,523		143	322	32,745	59,972		135	275		10,440	19,137		68		3,814	
50-99	395	376	348	26,687	23,498	22,950	373	369	138,847	120,387	171,913	372	329	346	48,187	33,876	46,378	264	282	17,272	21,313
100-199	364	179	491	46,088	21,130	63,450	355	178	247,842	105,685	447,443	356	167	490	78,103	35,272	111,381	298	440	30,805	51,791
200-399	56	20	113	12,775	4,715	26,945	54	19	64,431	22,910	182,682	56	18	113	20,908	7,090	44,030	53	109	10,447	23,038
400 and over	4	1	8	1,800	1,100	3,350	4	1	7,475	456	34,400	4	1	8	3,600	114	8,400	4	8	2,194	3,090

Corson																				
Total	662	1,151	1,147	26,688	45,680	83,969	600	1,130	147,093	259,514	472,308	600	988	1,148	62,650	82,906	171,577	157	526	7,754	54,192
None							2	1	190	100	2,585	6	8	12	304	439	1,016	3	9	97	984
Under 25	203	410	430	3,284	6,689	11,316	159	398	18,558	40,981	72,216	146	309	425	9,017	16,035	26,361	16	96	425	5,677
25-49	257	385		8,844	13,414		243	376	50,150	78,289		248	340		23,157	26,547		64		2,123	
50-99	170	301	427	10,313	18,420	28,681	165	300	50,331	101,136	159,471	168	282	424	21,712	30,909	56,827	54	216	2,254	13,783
100-199	26	52	255	2,947	6,207	30,902	26	52	18,184	36,463	181,532	26	46	252	5,060	7,976	60,043	17	178	1,260	20,151
200 and over	6	3	35	1,300	950	13,070	5	3	9,680	2,545	56,504	6	3	35	3,400	1,000	27,330	3	27	1,575	13,597
Custer																					
Total	452	587	567	17,564	26,780	33,981	407	578	133,902	133,905	217,874	374	522	569	34,133	43,426	53,442	135	265	10,587	18,017
None							3	5	442	510	1,110	6	5	5	1,268	294	295	4	5	500	445
Under 25	196	179	287	3,227	3,084	8,483	155	170	21,271	15,773	53,757	136	154	284	7,294	6,375	15,983	23	90	2,354	5,152
25-49	144	212		5,154	7,840		138	210	38,887	39,486		128	199		10,286	13,485		50		2,517	
50-99	83	146	184	5,103	9,288	12,054	82	144	40,358	46,509	77,006	77	135	184	9,111	15,823	19,019	35	100	2,960	5,859
100-199	23	43	81	2,725	4,968	10,174	23	42	24,761	25,107	66,128	21	42	81	4,674	6,014	14,355	18	62	1,569	5,271
200 and over	6	7	15	1,355	1,600	3,270	6	7	8,183	6,520	19,873	6	7	15	1,500	1,435	3,790	5	8	687	1,290
Davison																					
Total	845	957	966	99,439	101,671	131,067	793	941	550,361	430,057	803,651	804	862	953	165,535	139,311	204,906	680	795	66,101	82,524
None							3	8	936	3,515	1,370	6	8	2	1,314	1,115	155	6	4	1,505	664
Under 25	30	86	94	456	1,245	2,808	19	76	2,386	9,753	15,719	19	52	87	2,115	3,746	6,881	9	39	1,045	2,691
25-49	75	111		2,640	3,999		70	108	16,456	20,085		65	90		7,127	7,561		45		2,557	
50-99	235	257	200	16,012	17,032	13,731	212	250	87,056	80,050	80,778	219	233	197	29,105	25,916	24,959	165	152	8,922	10,055
100-199	382	378	447	49,688	48,535	58,184	368	374	266,267	203,588	352,599	373	360	444	82,552	66,808	91,415	335	391	34,094	34,745
200-399	116	120	210	27,743	28,280	49,554	114	120	160,199	102,211	311,021	115	114	208	39,822	30,915	72,391	113	194	16,920	29,103
400 and over	7	5	15	2,900	2,580	6,790	7	5	17,061	10,855	42,164	7	5	15	3,500	3,250	9,105	7	15	1,058	5,266
Day																					
Total	1,623	1,779	1,836	130,504	99,804	187,560	1,547	1,760	739,562	525,052	1,200,218	1,522	1,515	1,836	230,908	148,197	338,515	1,212	1,509	106,961	164,947
None							12	28	3,301	4,733	2,410	11	26	9	947	1,541	1,063	13	9	1,079	674
Under 25	118	313	322	1,943	4,790	9,898	91	287	10,061	37,410	68,244	80	192	319	4,713	9,001	22,432	35	174	2,194	9,110
25-49	287	544		10,095	18,482		270	530	62,053	103,604		257	454		20,272	32,301		173		8,430	
50-99	698	665	652	46,440	41,665	44,233	663	660	268,699	213,544	279,516	665	605	648	84,708	60,987	84,385	527	529	37,705	38,474
100-199	439	222	673	53,299	25,809	85,252	431	220	294,286	123,512	520,256	428	205	673	88,076	31,097	154,614	388	613	41,541	76,000
200-399	78	30	170	17,427	5,740	39,162	77	30	86,312	31,430	244,176	78	28	169	29,522	10,220	62,431	73	165	14,542	33,404
400 and over	3	5	19	1,300	2,318	9,015	3	5	14,850	10,819	85,636	3	5	18	2,670	3,050	13,590	3	19	1,470	7,285
Deuel																					
Total	1,151	1,170	1,219	128,440	87,737	138,253	1,097	1,148	784,385	453,292	901,440	1,052	1,051	1,200	194,308	140,286	231,392	869	1,088	80,963	117,475
None							13	17	7,968	2,350	415	14	14	3	2,122	1,721	310	10	2	992	310
Under 25	39	129	173	554	2,066	5,337	22	114	2,619	17,690	37,354	15	86	164	2,143	5,623	12,594	11	108	1,220	5,428
25-49	102	248		3,621	8,611		89	230	21,000	54,346		78	215		5,985	18,341		44		2,433	
50-99	360	465	371	25,151	30,686	25,351	339	462	141,536	161,908	173,167	326	427	363	38,675	47,996	45,495	257	320	14,695	21,587
100-199	510	280	503	65,007	34,756	65,650	496	278	387,041	166,463	415,783	484	262	499	97,278	52,225	107,448	419	489	40,537	55,398
200-399	132	45	165	30,682	10,188	38,985	131	44	201,469	45,595	259,164	127	44	164	43,305	12,880	60,885	121	162	19,386	32,125
400 and over	8	3	7	3,425	1,430	2,930	7	3	22,752	4,940	15,557	8	3	7	4,800	1,500	4,660	7	7	1,700	2,627
Dewey																					
Total	451	563	637	17,368	21,641	43,122	408	562	118,419	147,177	277,889	422	508	641	40,952	50,040	88,168	101	308	4,966	25,763
None							3	34	330	4,477	3,760	9	32	10	661	2,726	885	4	5	209	870
Under 25	160	210	260	2,543	3,225	6,875	122	182	21,089	25,088	44,702	134	152	256	7,971	11,084	17,334	21	71	796	4,585
25-49	158	193		5,580	6,619		152	188	44,469	47,166		148	171		14,317	15,777		30		1,244	
50-99	112	131	217	6,832	8,095	14,570	110	129	38,498	54,106	88,240	110	125	215	13,750	15,457	31,367	34	116	1,647	8,182
100 and over	21	29	160	2,413	3,702	21,677	21	29	14,033	16,340	141,187	21	28	160	4,253	4,996	38,582	12	116	1,070	12,126
Douglas																					
Total	938	982	995	139,623	116,147	189,664	898	986	849,834	627,670	1,045,721	889	931	992	216,197	181,076	245,784	833	859	94,875	96,025
None							1	13	330	4,480	920	1	11	1	150	1,532	200	2	-----	160	----------
Under 25	16	44	28	234	573	837	11	42	2,299	12,964	4,922	9	35	27	1,320	4,275	2,744	6	10	486	755
25-49	32	75		1,237	2,720		26	72	8,138	21,699		25	64		2,669	6,131		20		1,477	
50-99	163	249	92	11,388	16,916	6,467	155	246	79,781	100,868	39,100	146	226	92	23,576	33,037	10,614	120	58	9,332	3,618
100-199	460	451	894	62,048	57,863	54,049	443	450	366,436	306,284	282,395	442	434	393	99,578	88,709	75,396	426	337	42,604	25,990
200-399	258	161	436	60,906	37,225	108,211	253	161	366,590	178,755	591,432	257	159	434	84,634	46,192	134,775	250	410	38,266	54,977
400 and over	9	2	45	3,810	850	20,100	9	2	26,260	2,620	126,952	9	2	45	4,270	1,200	22,055	9	44	2,550	10,685

COUNTY TABLE 1.—CHICKENS ON FARMS 1940, 1935, AND 1930; CHICKEN EGGS PRODUCED AND CHICKENS RAISED 1939, 1934, AND 1929; AND CHICKENS SOLD, 1939 AND 1929; CLASSIFIED BY NUMBER ON HAND—Continued

(Chickens on hand over 4 months old Apr. 1, 1940 and over 3 months old Jan. 1, 1935 and Apr. 1, 1930)

STATE OR COUNTY AND NUMBER OF CHICKENS ON HAND	CHICKENS ON HAND						CHICKEN EGGS PRODUCED					CHICKENS RAISED						CHICKENS SOLD			
	Farms reporting			Number			Farms reporting		Dozens			Farms reporting			Number			Farms reporting		Number	
	1940 (Apr.1)	1935 (Jan.1)	1930 (Apr.1)	1940 (Apr. 1)	1935 (Jan. 1)	1930 (Apr. 1)	1939	1934	1939	1934	1929	1939	1934	1929	1939	1934	1929	1939	1929	1939	1929
SOUTH DAKOTA—Continued																					
Edmunds																					
Total	940	1,051	1,059	64,480	63,748	108,523	865	1,048	362,250	368,905	648,392	889	971	1,053	123,840	105,028	216,790	504	748	27,539	71,330
None	—	—	—	—	—	—	3	26	1,470	4,868	1,870	5	20	7	920	1,703	1,257	4	5	289	420
Under 25	97	147	186	1,711	2,392	5,839	74	131	12,340	17,409	40,447	70	107	179	5,007	6,772	14,899	27	61	766	2,960
25-49	262	297		9,518	10,607		230	290	49,601	80,342		241	259		24,639	23,353		109		3,527	
50-99	378	438	338	24,716	28,005	23,531	362	434	136,382	155,396	153,571	373	419	336	49,456	47,818	53,696	222	242	9,527	16,699
100-199	175	156	434	21,035	18,126	54,384	168	154	112,795	99,910	316,019	172	154	430	32,893	22,952	105,983	117	348	8,836	37,792
200-399	25	12	96	5,800	2,618	22,544	25	12	29,014	7,980	123,430	25	11	96	8,025	2,180	38,645	25	89	4,594	13,459
400 and over	3	1	5	1,700	2,000	2,225	3	1	20,648	3,000	13,055	3	1	5	2,900	250	2,310				
Fall River																					
Total	515	726	705	25,866	39,787	49,831	466	693	179,917	264,960	351,349	451	635	691	51,056	69,137	80,475	207	375	15,214	27,844
None	—	—	—	—	—	—	5	3	1,074	217	1,940	6	4	8	389	143	595	2	8	80	483
Under 25	138	170	283	2,353	3,076	8,230	109	143	16,621	25,203	59,229	104	117	270	6,804	7,738	14,197	23	95	1,150	4,469
25-49	167	228		6,133	8,276		153	223	47,480	52,423		143	203		13,406	15,140		68		4,140	
50-99	155	221	245	9,917	14,147	16,234	146	218	68,622	92,553	111,701	147	208	237	19,118	25,991	28,419	80	139	5,737	9,246
100-199	48	92	146	5,813	10,793	17,663	46	91	36,111	71,873	119,978	45	88	145	9,279	15,835	27,479	30	110	3,507	10,059
200 and over	7	15	31	1,650	3,495	7,704	7	15	10,009	22,691	58,501	6	15	31	2,060	4,290	9,785	4	23	600	3,587
Faulk																					
Total	678	821	869	55,194	52,215	89,703	643	813	294,466	333,517	567,356	648	712	856	86,918	73,369	166,784	430	687	27,862	78,122
None	—	—	—	—	—	—	7	19	1,534	4,416	2,598	6	16	5	750	1,138	894	6	5	494	453
Under 25	39	112	142	666	1,847	4,204	31	99	3,946	17,123	27,759	29	69	134	1,140	4,254	11,607	8	79	204	5,410
25-49	129	221		4,572	7,679		115	214	26,918	55,585		116	180		8,908	13,017		59		2,201	
50-99	283	321	273	18,648	20,441	18,726	268	316	90,684	127,673	126,941	272	292	269	31,903	29,552	38,120	175	209	10,089	17,174
100-199	195	150	375	24,298	17,718	48,498	191	148	130,187	101,136	299,652	194	138	373	35,367	19,048	88,836	153	329	11,598	41,613
200 and over	32	17	79	7,010	4,530	18,275	31	17	41,197	27,584	110,406	31	17	75	8,850	6,360	27,327	29	65	3,276	13,472
Grant																					
Total	1,263	1,286	1,302	112,723	76,227	132,913	1,223	1,233	684,674	339,198	795,641	1,187	1,188	1,297	208,838	141,159	245,277	989	1,122	94,430	119,905
None	—	—	—	—	—	—	6	13	3,530	1,660	300	9	33	3	3,075	3,318	400	8	3	2,375	165
Under 25	67	193	193	1,093	3,134	5,920	54	163	6,101	15,442	40,092	39	140	188	2,580	8,188	15,547	20	104	1,221	7,462
25-49	191	373		6,888	13,077		177	353	40,762	60,694		165	332		13,534	26,168		102		5,884	
50-99	474	509	440	31,192	32,117	30,280	460	497	193,610	138,760	189,484	456	484	437	62,391	61,651	64,466	372	386	27,608	32,297
100-199	455	184	552	56,675	21,534	69,923	450	180	342,619	95,663	405,399	442	174	552	102,183	34,444	123,056	414	515	46,004	59,217
200 and over	76	27	117	16,875	6,365	26,790	76	27	98,052	26,979	162,366	76	25	117	25,075	7,390	41,808	73	114	11,338	20,764
Gregory																					
Total	1,257	1,417	1,522	123,016	106,291	176,609	1,169	1,410	699,124	524,327	1,150,093	1,206	1,356	1,504	262,046	205,989	326,895	912	1,042	75,156	91,927
None	—	—	—	—	—	—	8	33	2,043	5,319	3,550	9	31	7	3,190	2,885	940	8	6	2,534	630
Under 25	76	202	222	1,343	3,292	6,707	53	179	9,391	25,720	46,068	59	160	206	6,935	12,638	17,063	25	73	1,850	3,992
25-49	170	310		6,406	11,315		144	301	39,005	61,290		152	282		18,727	28,596		83		4,147	
50-99	421	474	452	28,240	31,038	31,085	393	469	167,283	163,344	220,479	401	459	446	69,464	67,268	66,851	293	277	18,580	17,339
100-199	484	359	633	61,503	43,091	82,158	469	358	334,620	199,131	528,843	479	354	630	122,355	71,616	153,591	407	503	35,049	44,698
200-399	101	68	196	23,224	15,055	46,809	97	66	133,874	58,203	288,198	101	66	196	37,725	20,486	74,700	91	167	11,471	21,094
400 and over	5	4	19	2,300	2,500	9,850	5	4	12,908	11,320	62,955	5	4	19	3,650	2,500	13,750	5	16	1,525	4,174

Haakon																				
Total	523	723	687	25,082	30,372	44,880	500	710	126,744	172,264	327,597	490	612	681	45,989	50,253	102,006	223	408	13,247	31,639
None	—	—	—	—	—	—	3	16	700	4,484	3,150	6	15	6	612	837	1,130	4	4	507	717
Under 25	139	224	263	2,439	3,776	7,704	122	204	14,025	25,075	58,608	110	157	253	5,027	7,650	15,880	31	97	1,194	4,754
25-49	176	273		6,310	9,984		169	264	30,995	57,181		170	242		12,057	19,372		67		1,949	
50-99	164	182	278	10,108	11,073	18,287	162	182	48,319	61,666	131,217	160	161	277	17,456	16,704	53,772	92	185	4,937	12,678
100-199	36	40	131	4,225	4,639	15,424	36	40	20,564	20,352	109,752	36	34	131	7,162	5,230	25,949	23	108	3,500	11,362
200 and over	8	4	15	2,000	900	3,465	8	4	12,141	3,506	24,870	8	3	14	3,675	460	5,275	6	14	1,160	2,128
Hamlin																					
Total	972	1,029	1,078	105,725	72,616	130,933	887	1,016	551,739	346,091	797,377	886	900	1,062	181,310	116,269	219,547	773	907	80,625	97,308
None	—	—	—	—	—	—	3	24	1,306	5,062	995	2	16	4	2,200	1,628	480	4	4	2,150	615
Under 25	41	107	120	664	1,753	3,715	24	98	4,085	12,347	26,991	20	69	112	1,010	3,881	7,710	15	61	896	2,979
25-49	90	250		3,374	8,805		73	237	14,972	47,301		71	200		5,071	15,833		48		1,855	
50-99	297	400	308	20,428	25,620	21,081	274	392	113,770	118,845	130,487	267	366	301	33,300	45,142	41,159	219	244	14,207	15,928
100-199	441	234	471	55,865	27,648	61,244	414	229	289,095	128,984	377,060	424	213	468	94,413	37,285	99,530	387	427	40,851	44,276
200-399	96	38	167	22,194	8,790	39,173	93	36	111,061	33,552	230,652	95	36	165	39,186	12,500	62,468	93	160	18,166	30,101
400 and over	7	—	12	3,200	—	5,720	6	—	17,450	—	31,192	7	—	12	6,180	—	8,200	7	11	2,500	3,409
Hand																					
Total	1,113	1,294	1,452	109,132	96,438	149,572	1,045	1,286	505,933	626,301	960,593	1,045	1,164	1,429	166,670	139,420	275,548	780	1,117	55,397	120,291
None	—	—	—	—	—	—	4	26	866	10,244	6,374	4	18	9	475	1,602	1,520	3	8	139	784
Under 25	58	132	253	999	2,194	7,575	37	117	4,749	25,163	49,970	35	89	231	2,155	6,505	19,958	19	94	616	8,275
25-49	139	286		5,176	10,476		119	275	24,663	85,844		121	242		9,436	17,891		61		2,478	
50-99	375	506	467	25,886	32,411	31,903	356	503	128,874	235,008	217,319	355	464	460	44,699	53,003	65,129	246	358	14,366	27,466
100-199	451	311	581	56,516	36,554	73,899	440	307	260,686	203,903	463,405	441	294	578	86,440	45,949	133,201	371	513	29,687	57,452
200 and over	90	59	151	20,555	14,803	36,195	89	58	86,095	66,139	223,525	89	57	151	23,465	14,470	55,760	80	144	8,111	26,314
Hanson																					
Total	804	882	876	99,594	82,409	131,047	767	873	483,028	484,327	776,089	768	836	859	164,247	133,381	201,363	672	731	62,534	81,681
None	—	—	—	—	—	—	1	5	600	1,104	3,408	2	4	4	362	304	800	1	2	300	340
Under 25	24	55	59	402	823	1,890	17	51	1,616	10,208	11,407	17	40	50	1,205	3,627	3,648	9	20	938	982
25-49	51	120		1,857	4,270		36	119	7,567	33,949		36	114		2,791	9,962		19		1,111	
50-99	182	309	155	12,595	20,143	10,895	175	305	61,692	127,951	69,619	172	290	149	23,746	36,696	17,505	136	114	8,034	5,879
100-199	420	313	420	54,628	37,958	56,635	413	308	263,272	208,899	321,657	415	303	415	92,798	56,062	89,453	387	368	34,505	36,016
200-399	123	83	227	27,812	18,355	54,097	121	83	136,148	100,426	318,578	122	83	226	40,495	25,930	80,292	116	213	16,411	33,694
400 and over	4	2	15	2,300	860	7,530	4	2	12,133	1,790	51,420	4	2	15	2,850	800	9,665	4	14	1,235	4,770
Harding																					
Total	496	661	643	19,733	25,408	36,955	467	659	153,604	158,896	252,958	438	575	634	29,356	32,102	54,980	81	228	3,504	14,061
None	—	—	—	—	—	—	2	—	490	—	115	2	2	2	136	205	37	1	1	58	20
Under 25	159	255	341	2,862	4,611	10,081	145	253	30,216	35,298	78,517	123	194	382	4,609	7,034	17,181	7	86	191	5,491
25-49	212	250		7,710	8,928		201	250	61,533	54,435		192	235		11,722	13,083		35		1,372	
50-99	105	124	196	6,465	7,374	12,568	99	124	42,139	46,001	83,905	101	112	195	9,128	7,284	17,886	25	79	909	4,164
100 and over	20	32	106	2,696	4,495	14,306	20	32	19,226	23,162	90,421	20	32	105	3,761	4,496	19,876	13	62	994	6,386
Hughes																					
Total	368	453	484	21,369	20,388	38,104	351	441	115,995	114,194	235,141	339	393	493	42,162	38,112	73,300	154	299	9,936	28,526
None	—	—	—	—	—	—	6	7	642	720	1,570	7	7	10	617	775	1,025	1	8	25	830
Under 25	79	140	149	1,300	2,435	4,410	65	132	7,995	17,563	29,420	55	102	148	3,341	6,441	10,676	15	59	824	3,467
25-49	105	153		3,844	5,259		100	146	22,152	28,139		95	135		8,611	10,286		35		1,508	
50-99	129	115	183	8,326	6,981	12,205	126	111	43,891	36,638	80,392	127	106	183	15,662	12,638	24,133	61	118	2,560	9,338
100-199	46	42	130	5,809	4,708	16,224	45	42	27,771	25,144	92,218	46	40	130	10,005	6,547	29,011	34	95	3,108	11,489
200 and over	9	3	22	2,090	1,005	5,265	9	3	13,544	5,990	31,541	9	3	22	3,926	1,425	8,455	8	19	1,911	3,402
Hutchinson																					
Total	1,641	1,737	1,674	221,989	211,084	292,793	1,588	1,721	1,130,512	1,315,188	1,654,709	1,597	1,700	1,658	453,538	415,968	496,027	1,422	1,340	142,198	129,977
None	—	—	—	—	—	—	7	5	2,670	1,500	2,725	9	6	3	1,932	1,085	1,875	10	3	818	540
Under 25	30	74	81	495	1,157	2,530	19	64	3,960	12,360	16,028	20	59	76	2,927	6,627	7,886	16	26	1,453	1,870
25-49	81	140		2,909	4,984		67	138	12,228	42,882		73	130		10,147	17,155		46		2,815	

COUNTY TABLE 1.—CHICKENS ON FARMS 1940, 1935, AND 1930; CHICKEN EGGS PRODUCED AND CHICKENS RAISED 1939, 1934, AND 1929; AND CHICKENS SOLD, 1939 AND 1929; CLASSIFIED BY NUMBER ON HAND—Continued

(Chickens on hand over 4 months old Apr. 1, 1940 and over 3 months old Jan. 1, 1935, and Apr. 1, 1930)

STATE OR COUNTY AND NUMBER OF CHICKENS ON HAND	CHICKENS ON HAND						CHICKEN EGGS PRODUCED					CHICKENS RAISED						CHICKENS SOLD			
	Farms reporting			Number			Farms reporting		Dozens			Farms reporting			Number			Farms reporting		Number	
	1940 (Apr. 1)	1935 (Jan. 1)	1930 (Apr. 1)	1940 (Apr. 1)	1935 (Jan. 1)	1930 (Apr. 1)	1939	1934	1939	1934	1929	1939	1934	1929	1939	1934	1929	1939	1929	1939	1929
SOUTH DAKOTA—Continued																					
Hutchinson—Con.																					
50-99	358	450	216	25,074	30,756	15,397	339	445	115,471	209,183	91,472	339	440	210	68,781	78,826	32,567	266	138	18,122	9,045
100-199	812	781	700	108,080	101,639	96,409	799	780	555,996	631,416	530,726	798	775	695	221,831	199,475	171,014	739	572	70,021	43,418
200-399	347	278	639	79,571	65,134	158,627	344	275	410,800	373,807	887,589	346	276	637	139,520	105,220	258,380	333	565	46,604	69,489
400 and over	13	14	38	5,860	7,414	19,830	13	14	29,387	44,040	126,169	12	14	37	8,400	7,580	24,305	12	36	2,365	5,615
Hyde																					
Total	424	482	500	27,371	20,917	44,374	399	460	144,752	127,748	276,656	393	370	497	51,365	55,922	87,889	248	397	13,758	39,676
None	———	———	———	———	———	———	1	13	150	2,436	950	———	7	2	———	1,022	450	1	2	24	460
Under 25	56	143	121	985	2,344	3,716	47	118	4,867	15,322	27,423	44	84	117	2,841	4,328	8,329	20	63	765	3,551
25-49	114	193		4,108	6,875		103	187	19,839	46,282		98	160		8,102	13,076		51		1,895	
50-99	162	116	175	10,635	7,168	11,717	157	112	58,285	39,796	79,308	160	91	174	23,055	11,181	25,500	105	145	6,671	11,926
100-199	86	23	172	10,243	2,665	21,171	85	23	53,764	11,492	121,465	85	22	172	15,667	3,930	39,419	66	159	3,938	18,232
200 and over	6	7	32	1,400	1,865	7,770	6	7	7,847	12,420	47,510	6	6	32	1,700	2,385	14,191	5	28	465	5,507
Jackson																					
Total	252	344	354	12,618	18,163	27,245	233	336	79,031	98,105	178,028	230	306	350	26,643	32,847	51,578	110	202	6,993	17,368
None	———	———	———	———	———	———	4	3	260	1,662	2,320	3	3	3	225	275	480	1	1	36	50
Under 25	63	97	115	1,054	1,677	3,282	49	88	6,172	12,302	23,522	47	70	109	3,253	3,713	7,613	13	42	669	2,655
25-49	82	87		2,997	3,276		76	86	17,593	19,692		76	78		6,888	5,939		32		1,770	
50-99	76	119	124	4,782	7,694	8,148	75	118	32,966	42,027	53,651	73	115	124	9,282	14,426	15,533	43	70	2,799	5,097
100 and over	31	41	115	3,785	5,516	15,815	29	41	22,040	22,422	98,535	31	40	114	6,995	8,494	27,952	21	89	1,719	9,586
Jerauld																					
Total	648	685	782	65,333	53,460	93,041	609	690	348,632	236,304	568,159	608	641	780	112,510	77,938	161,842	506	661	41,981	77,044
None	———	———	———	———	———	———	2	14	894	3,407	220	5	12	1	1,400	1,210	200	3	2	550	186
Under 25	32	71	99	479	1,162	2,989	22	68	2,598	10,667	17,206	19	53	97	1,905	3,172	6,612	15	50	982	3,411
25-49	68	132		2,512	4,882		55	127	14,577	29,219		52	115		4,678	9,219		26		1,812	
50-99	213	262	201	14,569	17,032	14,148	200	261	75,334	79,905	82,956	198	251	200	25,130	27,285	28,242	159	162	8,622	12,075
100-199	283	192	356	35,853	23,439	46,416	278	192	191,435	85,269	275,392	282	184	356	62,402	29,606	79,300	256	325	24,131	36,814
200 and over	52	28	126	11,920	6,945	29,488	52	28	63,794	27,837	192,385	52	26	126	16,995	7,446	47,488	47	122	5,884	24,558
Jones																					
Total	335	438	461	21,713	23,474	37,369	315	431	120,991	156,649	257,607	302	370	446	41,652	38,243	66,792	205	292	13,728	24,463
None	———	———	———	———	———	———	4	6	870	1,457	1,433	3	1	4	330	100	280	1	2	76	93
Under 25	51	110	130	898	1,724	3,915	40	101	4,878	13,859	26,746	38	78	117	2,262	3,730	8,084	16	55	746	3,128
25-49	78	137		2,890	4,887		72	133	15,143	37,481		66	119		5,061	10,281		39		1,836	
50-99	139	127	171	9,196	7,959	11,520	134	127	51,427	50,718	77,733	130	115	166	18,954	13,233	22,194	94	104	5,772	6,959
100-199	62	54	141	7,539	6,234	17,616	60	54	41,940	34,297	122,926	60	49	140	13,225	8,324	29,819	51	114	4,596	11,640
200 and over	5	10	19	1,190	2,670	4,318	5	10	6,733	18,837	28,769	5	8	19	1,820	2,575	6,415	4	17	702	2,643
Kingsbury																					
Total	1,326	1,368	1,547	155,525	92,192	200,556	1,257	1,394	883,716	623,969	1,228,875	1,238	1,187	1,528	267,653	138,433	348,344	1,085	1,337	119,374	175,509
None	———	———	———	———	———	———	4	52	2,162	21,240	1,213	7	42	5	1,115	4,008	840	7	5	805	734
Under 25	46	193	134	792	2,988	3,987	29	184	2,983	28,913	24,142	24	137	121	3,385	7,331	12,039	14	64	1,881	5,576
25-49	125	349		4,556	12,084		107	339	24,037	90,022		99	279		8,924	21,562		62		4,197	

50-99	371	506	379	25,425	32,294	25,591	345	499	132,818	203,089	165,711	342	442	375	45,884	48,720	48,718	279	296	19,594	22,913
100-199	575	270	722	73,558	32,356	93,698	565	270	399,573	193,245	566,230	558	242	715	128,753	41,532	164,013	524	668	57,338	82,602
200-399	198	45	295	46,019	10,205	69,190	196	45	282,339	70,780	424,518	197	41	295	72,717	12,880	112,909	188	287	32,299	59,197
400 and over	11	5	17	5,175	2,265	8,090	11	5	39,804	16,680	47,061	11	4	17	6,875	2,400	9,825	11	17	3,260	4,487
Lake																					
Total	1,244	1,305	1,282	149,702	115,767	165,666	1,213	1,285	795,053	741,807	927,151	1,161	1,207	1,261	245,233	193,457	277,924	982	1,052	109,712	123,570
None	------	------	-----	-------	-------	-------	2	23	618	7,867	1,095	3	20	2	1,015	2,757	200	3	1	955	65
Under 25	47	136	126	740	2,111	3,735	41	119	4,225	23,763	23,208	37	97	115	2,526	7,178	8,769	11	55	1,508	3,188
25-49	98	194		3,464	6,829		90	189	18,560	53,745		73	168		6,366	14,551		46		2,672	
50-99	309	453	325	21,155	29,741	22,191	295	440	103,520	204,737	134,127	283	417	319	35,823	54,851	43,312	213	259	13,943	16,665
100-199	593	422	580	76,573	52,950	76,247	588	415	423,731	313,755	428,612	574	405	577	131,073	81,190	135,690	528	516	59,186	60,515
200-399	187	95	236	42,321	22,036	55,073	187	94	219,253	122,235	289,234	182	95	233	62,525	29,530	79,978	172	228	28,918	38,332
400 and over	10	5	15	5,449	2,100	8,420	10	5	25,146	15,705	50,875	9	5	15	5,905	3,400	9,975	9	13	2,530	4,805
Lawrence																					
Total	397	444	368	20,998	23,956	19,986	374	437	169,057	146,680	129,698	360	398	364	39,311	37,463	32,843	154	159	12,309	10,797
None	------	------	-----	-------	-------	-------	6	2	507	192	333	4	4	2	252	188	60	1	2	60	44
Under 25	97	118	176	1,722	2,224	5,243	85	114	12,976	15,448	34,116	78	87	172	4,194	4,179	10,506	15	52	789	3,352
25-49	145	169		5,081	6,303		137	166	41,709	38,375		134	157		10,551	11,128		55		3,024	
50-99	119	112	145	7,601	6,963	8,918	112	110	57,672	38,462	58,562	109	107	143	14,870	12,009	15,459	56	75	4,557	4,812
100-199	23	33	43	2,664	3,791	4,900	22	33	20,062	19,837	29,272	22	33	43	5,038	5,229	5,950	16	26	1,776	2,274
200-399	10	9	4	2,380	2,425	925	9	9	18,503	16,173	7,415	10	7	4	3,046	1,730	868	8	4	1,435	315
400 and over	3	3	-----	1,550	2,250	-------	3	3	17,628	18,193	-------	3	3	-----	1,360	3,000	-------	3	-----	668	-------
Lincoln																					
Total	1,728	1,778	1,760	226,008	221,050	255,437	1,636	1,746	1,314,484	1,070,806	1,486,736	1,586	1,720	1,737	380,717	321,566	396,210	1,408	1,445	166,997	160,308
None	------	------	-----	-------	-------	-------	5	9	2,138	6,875	2,043	7	6	5	2,805	1,550	1,167	9	2	2,996	550
Under 25	56	65	145	889	1,038	4,344	37	57	4,540	6,999	27,902	33	53	136	2,211	4,022	8,919	17	63	1,059	3,218
25-49	141	149		5,216	5,125		118	141	25,287	32,889		95	139		8,411	10,092		60		2,941	
50-99	436	464	364	29,894	30,434	25,422	408	452	173,759	160,205	167,351	394	434	356	59,695	48,756	46,683	321	253	24,185	15,864
100-199	696	739	781	89,910	94,601	103,165	676	728	511,551	446,375	606,579	665	732	775	153,425	139,360	162,663	625	685	64,819	66,586
200-399	378	339	430	90,559	79,512	103,741	371	337	548,296	369,030	574,228	371	334	425	141,620	105,221	149,979	355	402	63,663	62,481
400 and over	21	22	40	9,540	10,340	18,765	21	22	48,913	48,433	108,633	21	22	40	12,550	12,665	26,799	21	40	7,334	11,609
Lyman																					
Total	689	869	970	58,336	43,908	85,554	651	856	296,413	273,452	535,831	641	724	977	110,631	71,463	151,100	445	634	35,678	53,844
None	------	------	-----	-------	-------	-------	2	16	601	4,285	985	1	11	9	60	1,052	359	2	1	118	24
Under 25	65	232	250	1,069	3,920	6,792	49	214	6,104	25,368	43,255	46	145	248	2,826	7,828	13,585	21	84	1,175	3,917
25-49	127	263		4,589	9,313		118	259	27,513	66,432		114	222		12,741	17,945		60		4,264	
50-99	255	265	331	16,922	16,580	22,392	244	260	92,977	105,475	148,686	241	245	331	33,809	29,171	41,670	158	228	9,356	14,301
100-199	199	99	321	25,071	11,295	40,002	196	97	114,879	54,145	244,798	196	92	321	43,585	12,787	72,011	164	262	14,680	27,486
200 and over	43	10	68	10,685	2,800	16,368	42	10	54,339	17,747	98,107	43	9	88	17,610	2,680	23,475	40	59	6,085	8,116
McCook																					
Total	1,298	1,330	1,377	180,622	137,827	229,688	1,256	1,312	1,009,233	733,234	1,485,046	1,225	1,225	1,364	296,927	212,921	386,056	1,119	1,142	124,067	153,215
None	------	------	-----	-------	-------	-------	11	12	7,694	8,694	260	8	14	2	1,685	4,020	220	10	3	1,475	336
Under 25	36	85	84	544	1,352	2,568	25	74	3,192	17,729	17,316	23	55	81	2,369	4,957	5,637	14	27	817	1,541
25-49	73	160		2,655	5,675		83	155	16,302	38,198		56	131		6,459	11,770		41		2,328	
50-99	299	435	207	20,865	28,658	14,184	275	428	109,571	148,969	96,636	264	393	198	39,687	48,094	27,705	223	136	15,288	10,129
100-199	556	483	577	73,426	60,852	77,728	549	476	414,828	299,444	506,804	542	467	574	127,005	89,881	135,886	511	492	51,242	51,335
200-399	315	157	462	74,367	36,240	114,108	314	157	403,663	193,524	733,701	313	155	462	109,130	47,499	176,498	301	437	47,820	74,568
400 and over	19	10	47	8,765	5,050	21,100	19	10	53,983	26,676	130,329	19	10	47	10,592	6,700	40,110	19	47	5,097	15,306
McPherson																					
Total	1,078	1,127	1,127	57,844	52,622	105,435	1,008	1,126	336,526	322,187	636,832	1,021	1,065	1,125	109,323	105,953	201,949	276	720	10,892	52,291
None	------	------	-----	-------	-------	-------	4	26	610	3,490	1,260	7	21	2	355	1,547	285	3	2	195	100
Under 25	140	199	191	2,499	3,235	6,028	110	181	15,051	26,160	40,273	111	163	188	5,999	9,499	16,035	11	70	351	3,128
25-49	373	462		13,031	15,949		345	456	79,332	106,603		349	430		28,848	36,110		73		1,585	
50-99	451	388	446	28,333	24,004	30,351	437	385	162,079	141,514	191,480	441	376	445	52,826	47,632	66,363	147	284	5,918	15,525
100-199	107	73	424	12,301	8,159	53,881	105	73	67,985	41,905	312,430	107	70	424	19,245	10,305	94,961	36	309	2,216	26,330
200 and over	7	5	66	1,680	1,275	15,175	7	5	11,469	2,515	91,389	6	5	66	2,050	860	24,305	6	55	627	7,208

COUNTY TABLE 1.—CHICKENS ON FARMS 1940, 1935, AND 1930; CHICKEN EGGS PRODUCED AND CHICKENS RAISED 1939, 1934, AND 1929; AND CHICKENS SOLD, 1939 AND 1929; CLASSIFIED BY NUMBER ON HAND—Continued

(Chickens on hand over 4 months old Apr. 1, 1940 and over 3 months old Jan. 1, 1935 and Apr. 1, 1930)

STATE OR COUNTY AND NUMBER OF CHICKENS ON HAND	CHICKENS ON HAND						CHICKEN EGGS PRODUCED					CHICKENS RAISED						CHICKENS SOLD			
	Farms reporting			Number			Farms reporting		Dozens			Farms reporting			Number			Farms reporting		Number	
	1940 (Apr.1)	1935 (Jan.1)	1930 (Apr.1)	1940 (Apr. 1)	1935 (Jan. 1)	1930 (Apr. 1)	1939	1934	1939	1934	1929	1939	1934	1929	1939	1934	1929	1939	1929	1939	1929
SOUTH DAKOTA—Continued																					
Marshall																					
Total	1,088	1,175	1,180	80,666	61,767	103,270	1,030	1,139	459,377	320,452	630,179	1,027	999	1,163	137,319	91,130	187,312	702	881	51,739	84,564
None	—	—	—	—	—	—	8	34	1,247	7,728	1,100	4	20	3	365	1,395	195	4	2	112	275
Under 25	109	265	266	1,782	4,108	7,573	92	225	10,101	23,395	47,304	89	178	256	4,678	8,514	18,047	32	125	2,038	7,352
25-49	230	380		7,963	13,297		203	361	45,534	76,706		206	317		14,175	22,482		107		4,484	
50-99	445	369	437	28,758	22,765	29,051	431	360	160,557	114,440	187,013	430	337	429	49,025	34,551	59,415	306	328	17,256	25,805
100-199	265	143	401	32,833	16,522	49,196	257	141	182,906	80,345	283,586	260	130	399	54,746	18,963	83,823	220	356	21,599	39,282
200-399	36	17	75	8,080	4,075	17,050	36	17	51,536	15,138	108,676	35	16	75	12,030	4,025	25,232	30	69	5,200	11,450
400 and over	3	1	1	1,250	1,000	400	3	1	7,496	2,700	2,500	3	1	1	2,300	1,200	600	3	1	1,050	400
Meade																					
Total	1,173	1,563	1,576	58,834	79,216	97,255	1,111	1,549	415,913	520,738	706,798	1,070	1,400	1,553	122,598	138,517	184,514	535	703	37,646	64,963
None	—	—	—	—	—	—	11	—	3,288	—	2,669	10	4	8	926	480	955	7	3	455	472
Under 25	282	440	762	6,133	7,896	22,788	247	427	44,487	51,664	172,295	220	334	741	13,096	16,176	52,964	69	245	3,086	15,866
25-49	452	506		16,849	18,307		430	505	151,226	126,462		417	467		38,893	37,004		181		9,948	
50-99	313	424	526	19,858	26,922	33,998	300	424	133,790	183,855	255,563	299	408	516	39,903	48,698	67,265	183	263	12,331	22,281
100-199	121	170	245	14,494	20,386	29,510	118	170	93,562	127,714	202,226	119	166	245	27,355	30,833	49,210	90	159	10,762	19,752
200 and over	5	23	43	1,500	5,705	10,979	5	23	9,560	31,043	74,045	5	23	43	2,425	5,326	14,120	5	33	1,064	6,592
Mellette																					
Total	467	568	675	27,264	23,869	46,226	430	545	143,984	132,564	300,837	425	503	671	63,391	58,447	94,933	213	348	15,712	33,549
None	—	—	—	—	—	—	5	28	2,392	6,043	800	10	26	12	1,340	2,068	582	6	4	1,476	321
Under 25	132	225	287	2,057	3,619	7,883	112	193	13,152	23,983	54,595	100	166	275	6,575	13,392	18,627	34	86	1,161	4,885
25-49	111	164		4,004	5,845		98	156	23,256	37,950		95	148		11,608	15,689		39		2,967	
50-99	134	131	210	8,824	8,090	13,944	128	121	47,010	38,436	92,250	132	120	209	21,848	18,486	30,414	75	124	4,810	10,081
100-199	75	41	151	8,989	4,660	18,211	72	41	41,869	20,947	111,322	73	38	149	16,820	7,337	35,609	49	111	3,671	13,869
200 and over	15	7	27	3,390	1,655	6,188	15	6	16,305	5,205	41,870	15	5	26	5,200	1,475	9,701	10	23	1,627	4,393
Miner																					
Total	990	1,131	1,195	110,131	91,101	165,929	943	1,112	568,782	490,116	1,014,257	930	842	1,157	181,134	115,003	272,614	808	1,033	76,596	134,710
None	—	—	—	—	—	—	7	8	3,742	2,204	900	8	9	1	750	885	300	11	1	724	100
Under 25	31	106	79	469	1,600	2,659	23	96	2,094	15,952	16,009	17	52	69	2,080	2,789	6,768	11	35	651	3,761
25-49	84	215		2,889	7,358		68	209	13,914	51,652		63	140		6,638	11,600		38		2,252	
50-99	288	426	234	19,767	27,653	15,921	272	422	93,942	158,933	108,416	266	319	215	34,211	37,004	28,671	213	172	13,312	13,304
100-199	463	319	600	58,388	39,570	79,748	449	312	292,289	197,065	479,803	452	269	591	93,289	48,920	134,056	414	551	39,801	66,304
200-399	121	63	271	27,318	14,095	62,951	121	63	155,291	61,727	377,052	121	51	270	42,816	12,805	95,719	118	263	19,406	47,591
400 and over	3	2	11	1,300	825	4,650	3	2	7,510	2,583	32,077	3	2	11	1,350	1,000	7,100	3	11	450	3,650
Minnehaha																					
Total	2,287	2,345	2,344	306,116	271,109	323,240	2,170	2,314	1,792,873	1,347,193	1,998,999	2,082	2,197	2,301	528,245	424,859	549,139	1,879	1,969	236,221	247,278
None	—	—	—	—	—	—	16	14	14,764	7,260	910	15	15	1	10,720	2,110	300	18	2	10,886	374
Under 25	74	91	169	1,184	1,585	5,037	55	79	10,089	12,265	31,496	38	57	153	3,410	3,870	10,689	22	78	1,586	4,541
25-49	152	277		5,535	9,643		132	266	31,302	55,669		112	223		10,020	17,993		76		3,867	
50-99	498	647	557	34,537	42,439	37,909	452	635	188,501	217,174	259,540	430	603	545	61,605	72,342	72,048	346	408	25,317	29,958
100-199	1,046	954	1,039	138,102	123,653	135,214	1,018	945	783,875	590,250	822,256	988	928	1,027	236,153	187,564	239,938	927	930	99,536	107,211
200-399	496	351	551	116,268	81,324	131,995	476	350	699,237	409,262	804,459	478	347	547	188,162	119,715	207,126	471	524	87,028	95,792
400 and over	21	25	28	10,490	12,465	13,085	21	25	65,105	55,313	80,358	21	24	28	18,175	21,265	19,038	19	27	8,001	9,402

Moody																				
Total	1,263	1,273	1,287	177,776	139,638	182,324	1,193	1,238	1,001,613	598,607	1,036,644	1,146	1,177	1,244	301,021	227,068	320,025	1,040	1,092	134,526	151,787
None	------	------	-----	-------	-------	-------	5	8	2,675	2,142	1,841	3	10	7	525	1,120	1,770	6	8	1,132	1,488
Under 25	24	77	122	438	1,158	3,624	13	57	1,888	4,911	23,305	8	46	102	1,308	3,030	8,599	4	57	937	4,001
25-49	71	139		2,634	4,898		57	129	15,119	25,043		52	111		4,234	9,260		27		1,513	
50-99	264	355	301	18,078	23,027	21,246	237	345	88,408	95,476	131,130	224	324	283	30,475	37,872	42,561	178	225	11,679	18,452
100-199	592	520	519	78,562	65,278	67,218	576	517	454,406	269,781	380,728	551	506	511	137,359	105,080	119,272	524	469	60,104	55,848
200-399	294	169	317	70,084	39,277	76,351	288	169	397,591	172,264	421,390	290	167	313	114,020	61,836	125,698	283	308	52,123	62,838
400 and over	18	13	28	7,980	6,000	13,885	17	13	41,526	28,990	78,250	18	13	28	13,100	8,870	22,125	18	27	7,238	9,160
Pennington																					
Total	903	1,108	1,117	47,024	61,770	74,545	887	1,085	327,335	442,577	477,316	820	963	1,108	103,374	125,150	129,965	382	522	55,089	38,867
None	------	------	-----	-------	-------	-------	6	13	4,378	2,302	1,130	8	10	3	1,980	822	296	6	3	1,873	164
Under 25	245	268	466	4,248	4,673	13,625	233	242	28,194	43,178	90,946	200	191	457	12,078	16,041	26,753	49	119	2,998	5,315
25-49	284	336		10,401	12,244		280	332	74,084	98,234		258	286		25,248	28,825		96		7,218	
50-99	269	308	374	17,476	19,368	24,320	264	304	116,233	145,400	150,668	250	286	371	36,689	37,842	45,682	150	203	12,135	14,080
100-199	86	177	242	10,106	21,427	28,975	85	175	72,785	130,523	188,002	85	171	242	18,979	34,370	48,045	65	174	5,490	16,659
200 and over	19	19	35	4,795	4,058	7,625	19	19	31,661	22,940	46,570	19	19	35	8,400	5,250	9,189	16	23	3,375	2,689
Perkins																					
Total	893	1,273	1,260	34,428	50,718	79,831	841	1,237	213,179	292,954	505,822	798	1,058	1,250	63,437	73,956	153,280	193	603	8,847	49,127
None	------	------	-----	-------	-------	-------	11	5	2,177	704	1,250	9	5	6	551	367	646	3	4	114	587
Under 25	315	447	550	5,596	7,860	15,101	274	415	36,420	55,373	91,586	245	301	538	11,826	14,221	34,838	33	161	807	9,564
25-49	335	473		11,859	16,722		317	465	70,650	100,853		313	422		24,645	27,040		78		3,960	
50-99	211	288	448	12,883	17,662	29,462	207	287	80,145	101,344	197,737	199	267	445	21,395	25,853	57,649	69	262	5,067	19,072
100-199	28	59	229	3,260	6,694	27,968	28	59	19,477	29,965	170,665	28	57	228	3,745	7,400	48,132	10	176	899	19,904
200 and over	4	6	33	830	1,780	7,300	4	6	4,310	4,715	44,584	4	6	33	1,275	1,075	12,015				
Potter																					
Total	495	560	652	30,493	31,084	62,407	469	583	161,938	186,516	402,980	472	537	645	59,359	59,959	113,148	315	444	17,666	43,657
None	------	------	-----	-------	-------	-------	1	38	650	8,470	60	3	33	-----	310	3,939	--------	2	-----	95	--------
Under 25	47	127	144	760	1,992	4,335	40	116	4,416	17,045	32,296	40	87	140	2,145	4,686	10,669	15	52	618	3,733
25-49	135	135		4,969	4,715		127	133	30,078	32,265		122	123		10,738	10,278		64		2,712	
50-99	234	218	214	15,066	13,590	14,483	222	217	76,472	78,111	94,734	229	214	212	28,876	25,106	29,340	165	144	7,872	10,837
100-199	75	71	239	8,878	8,437	30,730	75	70	46,094	44,005	197,383	74	71	239	16,090	13,190	56,338	65	200	6,026	21,953
200 and over	4	9	55	820	2,350	12,859	4	9	4,228	6,620	78,507	4	9	54	1,200	2,760	16,801	4	48	343	7,114
Roberts																					
Total	1,953	1,970	2,085	171,578	108,007	206,458	1,846	1,931	914,125	612,553	1,270,025	1,773	1,757	2,012	276,470	209,217	376,192	1,367	1,735	116,467	185,558
None	------	------	-----	-------	-------	-------	9	73	4,521	8,973	3,647	9	59	9	1,330	4,258	1,815	10	9	1,340	1,422
Under 25	184	459	452	2,740	6,893	12,928	150	393	17,326	47,193	90,728	122	314	400	5,127	18,838	28,136	41	257	1,679	13,403
25-49	356	589		12,574	19,731		325	564	74,314	117,978		294	523		20,555	42,211		168		6,432	
50-99	658	625	664	43,090	39,131	45,172	627	611	232,569	227,976	285,034	616	577	647	75,326	74,653	91,958	479	563	31,380	46,642
100-199	604	250	749	75,757	30,376	95,204	586	245	388,192	151,675	570,407	584	238	737	118,750	49,095	171,994	523	694	50,334	84,988
200-399	142	43	211	33,277	9,611	49,094	140	42	172,826	44,475	293,715	139	42	210	49,557	15,162	76,014	138	204	21,932	36,421
400 and over	9	4	9	4,140	2,265	4,060	9	3	24,377	14,283	26,494	9	4	9	5,825	5,000	6,275	8	8	3,370	2,682
Sanborn																					
Total	853	967	1,048	105,273	75,867	159,485	775	964	485,612	437,136	991,942	798	870	1,029	161,436	121,094	265,193	679	958	62,042	126,892
None	------	------	-----	-------	-------	-------	1	15	1,274	2,437	553	1	14	2	10	1,269	680	1	2	136	150
Under 25	25	99	69	419	1,400	2,127	17	92	3,812	13,491	12,606	16	64	57	1,297	5,353	5,089	11	36	715	2,199
25-49	68	185		2,317	6,482		44	184	12,339	43,789		51	150		4,948	11,985		26		1,621	
50-99	230	364	195	16,129	23,814	13,698	199	357	69,261	128,796	84,654	211	353	190	26,354	38,872	27,208	164	162	9,550	12,335
100-199	392	270	463	52,179	32,876	62,283	378	267	232,993	191,858	375,573	384	260	459	81,977	48,385	107,548	350	445	31,145	51,318
200-399	132	49	305	31,719	11,295	74,207	130	49	152,153	56,765	470,040	129	49	305	43,895	15,280	112,528	121	297	17,649	54,685
400 and over	6	------	16	2,510	--------	7,170	6	-----	13,780	---------	48,516	6	-----	16	2,955	--------	12,140	6	16	1,226	6,205
Shannon																					
Total	212	388	314	7,302	12,570	10,833	183	323	40,260	70,194	63,451	184	324	255	16,186	24,868	17,663	39	46	3,233	2,758
None	------	------	-----	-------	-------	-------	----	19	---------	1,949	408	1	20	2	70	736	420	-----	1	--------	100
Under 25	116	232	243	1,383	2,883	4,373	92	167	6,816	19,627	24,569	94	165	186	4,227	5,778	8,214	5	14	213	751
25-49	51	76		1,847	2,681		47	62	8,595	14,059		46	64		4,533	6,302		10		866	
50-99	31	53	52	1,998	3,355	3,452	30	49	10,682	18,093	19,792	29	49	48	4,040	7,004	4,979	13	19	715	933
100-199	11	23	14	1,260	2,726	1,693	11	22	8,059	12,086	9,752	11	22	14	2,561	4,216	2,650	11	12	1,439	974
200 and over	3	4	5	814	925	1,315	3	4	6,108	4,380	8,930	3	4	5	755	832	1,400				

COUNTY TABLE 1.—CHICKENS ON FARMS 1940, 1935, AND 1930; CHICKEN EGGS PRODUCED AND CHICKENS RAISED 1939, 1934, AND 1929; AND CHICKENS SOLD, 1939 AND 1929; CLASSIFIED BY NUMBER ON HAND—Continued

(Chickens on hand over 4 months old Apr. 1, 1940 and over 3 months old Jan. 1, 1935 and Apr. 1, 1930)

STATE OR COUNTY AND NUMBER OF CHICKENS ON HAND	CHICKENS ON HAND						CHICKEN EGGS PRODUCED					CHICKENS RAISED						CHICKENS SOLD			
	Farms reporting			Number			Farms reporting		Dozens			Farms reporting			Number			Farms reporting		Number	
	1940 (Apr. 1)	1935 (Jan. 1)	1930 (Apr. 1)	1940 (Apr. 1)	1935 (Jan. 1)	1930 (Apr. 1)	1939	1934	1939	1934	1929	1939	1934	1929	1939	1934	1929	1939	1929	1939	1929
SOUTH DAKOTA—Continued																					
Spink																					
Total	1,513	1,681	1,820	140,495	118,860	209,631	1,408	1,634	790,335	563,859	1,314,742	1,419	1,432	1,810	234,757	148,911	399,178	1,009	1,510	76,795	188,316
None	———	———	———	———	———	———	3	22	1,200	4,490	6,418	3	13	18	700	1,527	2,815	3	14	202	1,664
Under 25	82	189	219	1,361	3,137	6,867	62	163	7,698	18,255	44,234	60	106	209	3,970	4,698	18,102	26	112	1,570	7,776
25-49	224	373		8,114	13,355		188	352	41,480	62,853		190	311		14,207	20,603		90		3,331	
50-99	570	676	569	38,431	43,246	39,086	540	661	212,846	207,830	263,642	542	595	559	69,318	56,047	83,914	375	438	21,094	39,458
100-199	527	400	782	66,084	47,347	100,336	508	393	366,627	216,876	613,761	516	367	777	109,377	53,831	189,939	418	717	37,249	89,492
200-399	106	36	236	24,555	8,055	55,917	103	36	149,484	37,340	329,456	104	34	233	34,485	7,850	92,758	94	215	12,446	42,621
400 and over	4	7	14	1,950	3,720	7,425	4	7	11,000	16,215	57,231	4	6	14	2,700	4,355	11,650	3	14	903	7,305
Stanley																					
Total	257	347	358	11,608	13,410	20,173	238	308	69,358	63,245	128,207	241	283	354	24,155	22,053	41,230	98	191	4,807	15,819
None	———	———	———	———	———	———	1	1	416	30	320	1	4	1	150	393	150	1	1	35	150
Under 25	72	156	175	1,369	2,644	4,807	61	131	7,551	17,691	30,131	62	110	172	3,231	5,487	12,200	17	63	803	3,791
25-49	91	108		3,278	3,874		85	96	19,954	16,541		87	93		7,563	7,990		35		1,027	
50-99	72	60	127	4,276	3,601	7,986	69	58	24,757	17,182	52,173	70	57	125	8,206	5,068	15,320	32	81	1,571	5,973
100 and over	22	23	56	2,685	3,291	7,380	22	22	16,680	11,801	45,583	21	19	56	5,005	3,115	13,560	13	46	1,371	5,905
Sulley																					
Total	392	509	576	22,184	25,052	50,054	364	513	105,756	139,650	342,328	378	467	551	41,911	46,923	95,337	156	369	8,828	35,727
None	———	———	———	———	———	———	———	18	———	3,303	525	6	20	2	799	2,040	890	5	2	559	800
Under 25	71	117	156	1,280	2,029	4,321	57	108	6,126	15,846	34,960	58	88	136	3,710	6,211	9,733	17	52	967	2,700
25-49	113	183		4,192	6,376		105	180	20,602	36,794		107	162		8,178	12,352		33		1,143	
50-99	151	164	191	9,642	10,289	12,667	146	163	45,168	54,937	91,200	150	154	185	16,579	16,880	24,844	64	123	2,656	8,736
100-199	50	36	188	5,645	4,233	23,568	49	35	27,285	21,687	155,028	50	34	187	10,035	6,815	42,920	34	154	2,853	17,731
200 and over	7	9	41	1,425	2,125	9,498	7	9	6,575	7,083	60,615	7	9	41	2,610	2,625	16,950	3	38	650	5,760
Todd																					
Total	459	700	682	28,443	34,764	44,474	431	662	153,137	177,205	298,783	434	672	599	63,000	89,912	87,982	227	334	15,048	26,585
None	———	———	———	———	———	———	5	24	1,155	2,382	930	6	38	6	778	1,783	436	3	3	155	278
Under 25	99	245	306	1,543	3,375	6,801	85	191	8,319	20,773	47,221	81	199	226	4,408	14,943	14,278	20	63	679	3,531
25-49	123	180		4,783	6,407		108	173	25,055	40,585		112	170		12,730	22,192		45		2,674	
50-99	143	182	208	9,705	11,454	13,751	139	181	49,804	60,485	97,958	142	177	203	22,247	28,822	29,241	84	125	4,461	8,660
100-199	87	72	136	10,787	8,288	16,702	87	72	59,129	34,753	107,418	86	67	132	19,602	15,537	31,742	69	116	6,449	10,042
200 and over	7	21	32	1,625	5,240	7,220	7	21	9,675	18,227	45,256	7	21	32	3,235	6,635	12,285	6	27	630	4,074
Tripp																					
Total	1,381	1,548	1,857	129,682	108,332	177,221	1,289	1,559	693,603	517,846	1,196,690	1,301	1,443	1,846	254,685	220,123	328,821	985	1,241	79,025	107,980
None	———	———	———	———	———	———	10	61	2,410	16,443	1,570	7	51	5	875	7,612	700	10	5	1,068	330
Under 25	112	238	425	1,937	4,051	12,472	80	210	14,243	27,923	183,673	81	177	413	5,386	15,276	30,509	37	165	1,909	8,176
25-49	202	345		7,632	12,736		182	335	41,519	77,432		182	303		18,165	34,712		113		5,790	
50-99	448	550	592	29,944	34,820	40,549	412	544	156,334	183,631	263,446	421	518	589	68,876	75,709	81,013	309	368	19,749	23,935
100-199	488	356	670	60,297	41,255	84,849	477	350	312,042	163,959	510,228	480	335	669	114,908	68,391	152,548	399	551	35,365	51,084
200-399	128	51	166	28,672	11,420	37,651	125	51	157,675	36,563	227,255	127	51	166	45,275	13,673	62,026	114	149	14,914	23,955
400 and over	3	8	4	1,200	4,050	1,700	3	8	9,380	11,895	10,518	3	8	4	1,200	4,750	2,025	3	3	230	500

Turner																				
Total	1,762	1,939	1,904	274,466	254,121	338,345	1,715	1,883	1,632,551	1,366,410	2,008,385	1,694	1,812	1,899	449,961	425,145	506,235	1,563	1,681	183,941	207,376
None							4	13	2,138	3,885	2,250	4	13	5	875	2,120	1,300	4	4	508	700
Under 25	29	84	78	524	1,228	2,465	23	68	2,835	13,075	16,325	20	48	77	1,355	6,087	5,125	10	38	605	1,727
25-49	70	137		2,559	4,641		56	125	12,940	28,607		53	113		4,808	10,594		39		2,240	
50-99	296	470	258	20,590	31,265	17,697	278	446	121,883	180,490	116,375	274	420	254	37,897	61,175	34,173	227	189	14,444	11,826
100-199	811	803	793	109,731	103,822	106,168	799	788	645,567	531,130	613,632	792	780	789	189,099	170,554	173,365	751	704	73,693	69,452
200-399	524	414	686	126,182	98,100	170,770	523	412	747,662	517,088	992,817	519	408	685	196,387	153,875	237,707	500	660	81,826	100,885
400 and over	32	31	89	14,880	15,065	41,245	32	31	99,526	92,135	266,986	32	30	89	19,540	20,740	54,565	32	86	10,625	22,786
Union																					
Total	1,388	1,464	1,474	136,322	152,987	178,976	1,322	1,441	736,168	764,017	1,143,729	1,260	1,407	1,455	244,052	240,064	297,185	982	1,164	82,530	114,168
None							8	7	3,174	865	6,070	8	9	4	1,042	950	614	8	2	746	266
Under 25	79	92	188	1,212	1,650	5,851	50	78	6,574	12,191	40,279	35	79	184	2,114	4,919	14,533	19	79	1,029	3,957
25-49	158	191		5,694	6,937		142	187	28,169	38,456		126	164		12,573	12,266		63		3,388	
50-99	474	433	381	31,505	28,661	26,128	455	428	171,967	150,704	179,512	433	413	374	61,733	50,807	47,694	315	264	16,963	15,588
100-199	567	572	642	72,233	73,695	82,618	561	567	395,747	356,351	543,525	550	567	632	124,605	114,039	136,430	478	571	43,400	51,487
200-399	104	169	248	23,028	38,252	57,354	100	167	116,398	176,870	326,360	102	168	246	36,285	49,294	86,614	93	233	13,914	37,769
400 and over	6	7	15	2,650	3,792	7,025	6	7	14,139	28,580	47,983	6	7	15	5,700	7,789	11,300	6	15	3,090	5,101
Walworth																					
Total	572	658	657	34,386	37,764	60,205	547	666	198,387	238,017	370,587	543	644	655	75,107	76,580	116,501	315	403	17,776	32,354
None							1	21	350	6,530	675	2	20	2	2,525	2,020	175	2	1	2,550	35
Under 25	51	83	125	880	1,415	3,674	40	75	5,805	12,328	25,075	38	67	122	2,417	4,862	10,099	12	36	302	1,814
25-49	189	224		6,969	7,837		182	221	50,443	59,991		180	215		19,832	18,860		91		4,340	
50-99	246	257	259	15,636	16,266	17,445	243	255	90,036	101,767	117,635	238	249	258	33,264	33,482	37,784	152	149	6,847	10,009
100-199	82	86	234	9,961	9,796	29,693	77	86	47,209	45,945	170,795	81	85	234	16,359	14,656	54,343	54	182	3,530	15,495
200 and over	4	8	39	940	2,450	9,393	4	8	4,544	11,456	56,407	4	8	39	710	2,700	14,100	4	35	207	5,001
Washabaugh																					
Total	240	349	336	10,529	12,221	18,419	235	343	62,861	76,399	116,214	222	293	333	22,445	22,656	29,518	79	83	3,330	5,358
None							8	12	623	930		8	11		511	513		2		160	
Under 25	82	168	178	1,237	2,551	4,269	76	153	8,280	16,458	27,893	66	116	177	3,351	6,008	7,291	12	19	403	811
25-49	78	106		2,840	3,865		73	104	16,930	21,746		72	93		7,097	6,991		30		1,388	
50-99	60	58	103	3,777	3,435	6,705	58	57	21,358	24,387	41,718	57	56	102	7,801	5,824	11,700	24	38	928	2,580
100-199	17	13	48	1,925	1,430	5,723	17	13	11,185	6,238	34,201	19	17	54	3,685	3,320	10,527	11	26	451	1,967
200 and over	3	4	7	750	940	1,722	3	4	4,485	6,640	12,402										
Washington																					
Total	110	229	182	3,107	5,242	7,326	101	210	19,359	20,424	44,505	88	137	172	6,868	7,394	15,151	15	31	898	3,215
None							2	1	70	125		5	2		167	118		1		12	
Under 25	69	160	133	958	1,962	2,615	61	147	5,114	6,931	15,748	48	86	123	2,769	3,140	5,819	5	12	122	375
25-49	28	51		998	1,773		26	47	6,703	7,997		25	38		2,117	2,595		5		265	
50 and over	13	18	49	1,151	1,507	4,711	12	15	7,472	5,371	28,757	10	11	49	1,815	1,541	9,332	4	19	499	2,840
Yankton																					
Total	1,412	1,526	1,535	180,873	163,826	240,586	1,352	1,508	962,639	830,542	1,477,043	1,358	1,489	1,516	342,055	307,000	405,075	1,225	1,270	128,677	137,565
None							11	19	2,533	4,433	3,587	12	17	13	2,107	2,840	2,340	11	7	1,400	779
Under 25	38	86	128	658	1,529	3,795	28	77	3,660	12,797	25,539	24	72	112	4,302	5,437	8,704	13	49	1,770	2,080
25-49	107	164		3,779	5,865		95	157	17,238	34,810		84	152		8,294	18,293		58		2,879	
50-99	320	467	259	21,766	30,956	17,978	297	457	110,833	162,370	120,541	302	447	255	47,929	64,209	39,246	253	186	15,936	12,022
100-199	686	609	650	90,876	76,614	86,919	663	599	479,286	379,177	510.793	678	602	641	171,616	141,344	155,478	637	565	62,494	52,763
200-399	249	190	443	57,019	43,935	106,619	246	189	300,109	205,989	646,837	246	189	440	97,107	66,221	166,037	241	410	38,918	57,580
400 and over	12	10	(1)	6,775	4,927	(1)	12	10	48,980	30,966	(1)	12	10	(1)	10,700	8,656	(1)	12	(1)	5,280	(1)
400-699	8	9	55	3,575	4,127	25,275	8	9	21,255	25,666	169,746	8	9	55	5,600	6,656	33,270	8	53	3,230	12,341
700 and over	4	1		3,200	800		4	1	27,725	5,300		4	1		5,100	2,000		4		2,050	
Ziebach																					
Total	357	534	596	12,867	16,888	34,567	326	522	76,561	118,255	226,985	329	417	601	27,466	27,173	76,280	82	301	3,671	25,705
None							6	15	798	2,044	2,294	11	10	16	538	558	366	4	3	150	220
Under 25	139	255	288	2,062	3,852	7,732	109	231	11,758	31,806	53,458	104	162	282	5,083	6,168	20,174	14	94	363	5,745
25-49	128	185		4,528	6,553		124	183	26,152	40,341		126	160		10,733	10,799		29		883	
50-99	78	83	195	4,846	4,917	12,712	76	83	29,275	36,217	87,055	76	74	192	8,859	7,703	28,698	28	119	2,001	10,086
100 and over	12	11	113	1,431	1,566	14,123	11	10	8,578	7,847	84,178	12	11	111	2,253	1,945	27,042	7	85	274	9,654

[1] Comparison with later censuses may be found in groups below beginning with 400-699.

COUNTY TABLE 1.—CHICKENS ON FARMS 1940, 1935, AND 1930; CHICKEN EGGS PRODUCED AND CHICKENS RAISED 1939, 1934, AND 1929; AND CHICKENS SOLD, 1939 AND 1929; CLASSIFIED BY NUMBER ON HAND—Continued

(Chickens on hand over 4 months old Apr. 1, 1940 and over 3 months old Jan. 1, 1935 and Apr. 1, 1930)

STATE OR COUNTY AND NUMBER OF CHICKENS ON HAND	CHICKENS ON HAND						CHICKEN EGGS PRODUCED					CHICKENS RAISED						CHICKENS SOLD			
	Farms reporting			Number			Farms reporting		Dozens			Farms reporting			Number			Farms reporting		Number	
	1940 (Apr 1)	1935 (Jan 1)	1930 (Apr1)	1940 (Apr. 1)	1935 (Jan. 1)	1930 (Apr. 1)	1939	1934	1939	1934	1929	1939	1934	1929	1939	1934	1929	1939	1929	1939	1929
TENNESSEE																					
Total	219,278	239,643	216,683	8,013,460	10,810,898	8,888,105	210,378	251,926	46,605,754	41,171,415	57,319,801	207,864	229,367	212,309	14,868,909	16,730,315	15,938,501	135,764	143,328	5,324,989	6,436,509
None	—	—	—	—	—	—	1,744	694	223,733	111,182	98,372	2,131	785	646	146,648	52,699	60,095	1,668	572	103,035	47,054
Under 25	91,217	67,168	153,841	1,304,178	1,003,633	3,551,673	83,650	61,813	8,044,694	3,635,358	24,232,875	81,627	60,260	148,238	3,687,038	2,228,897	8,279,514	43,280	90,576	1,177,187	3,025,388
25-49	74,633	86,883		2,457,346	2,883,114		72,519	84,935	14,175,346	10,595,160		71,955	84,191		4,959,492	5,091,292		49,829		1,707,179	
50-99	40,995	63,461	45,691	2,550,521	3,964,787	2,888,763	40,209	62,612	14,169,364	14,846,665	17,519,401	39,996	62,338	45,364	3,944,626	5,843,566	4,515,095	31,046	37,459	1,436,179	1,939,022
100-199	10,972	19,592	14,810	1,286,263	2,285,111	1,757,678	10,807	19,373	7,188,651	8,943,961	10,571,591	10,717	19,313	14,732	1,586,115	2,802,502	2,193,571	8,752	12,674	621,803	974,043
200-399	1,280	2,303	2,012	298,634	529,978	471,053	1,269	2,266	1,781,220	2,252,904	3,173,388	1,260	2,254	2,003	349,701	566,797	557,063	1,039	1,753	161,012	265,724
400-799	144	201	(1)	69,964	96,712	(1)	144	198	531,953	517,424	(1)	141	195	(1)	128,909	104,781	(1)	121	(1)	80,545	(1)
800-1599	29	30	(1)	28,154	32,545	(1)	28	30	300,293	201,976	(1)	29	26	(1)	43,498	29,340	(1)	24	(1)	23,285	(1)
1600-3199	7	4	(1)	14,400	7,018	(1)	7	4	135,750	66,369	(1)	7	4	(1)	16,882	10,341	(1)	4	(1)	11,264	(1)
3200 and over	1	1	(1)	4,000	8,000	(1)	1	1	54,750	416	(1)	1	1	(1)	6,000	100	(1)	1	(1)	3,500	(1)
400-699	141	186	237	67,679	86,006	111,787	141	183	515,953	486,694	869,370	138	180	234	125,759	93,636	179,518	118	211	79,095	106,713
700-999	20	27	49	17,072	21,106	38,214	20	27	181,573	126,777	291,562	20	25	49	25,148	17,420	47,725	17	44	11,305	22,875
1000-2499	18	22	38	24,967	29,163	49,637	17	22	236,832	192,298	404,967	18	20	38	31,900	33,406	74,562	13	34	19,451	36,195
2500 and over	2	1	5	6,800	8,000	19,300	2	1	88,388	416	158,275	2	1	5	12,482	100	31,358	2	5	8,743	19,495
Anderson																					
Total	1,770	1,849	1,325	60,038	72,416	56,718	1,700	1,667	344,439	345,054	469,916	1,617	1,650	1,318	85,996	88,175	83,913	886	900	34,222	37,010
None	—	—	—	—	—	—	13	7	2,064	2,396	1,302	18	9	9	953	505	387	10	6	547	183
Under 25	821	651	906	11,960	9,671	22,509	754	514	64,616	34,569	193,923	679	514	892	22,176	15,007	41,336	279	548	5,817	16,530
25-49	615	682		20,428	22,478		603	646	110,680	100,470		591	636		28,662	29,894		339		8,403	
50-99	230	399	326	13,970	24,604	20,400	227	385	80,215	122,512	159,573	226	378	326	16,287	26,657	25,150	162	264	6,550	11,607
100-199	88	102	75	10,379	11,783	8,991	87	100	65,727	59,302	71,994	87	98	74	12,863	12,812	9,350	80	66	8,751	4,616
200 and over	16	15	18	3,301	3,880	4,818	16	15	21,137	25,805	43,124	16	15	17	5,055	3,300	7,690	16	16	4,154	4,074
Bedford																					
Total	2,710	2,493	2,538	144,177	179,877	164,211	2,609	2,461	779,402	824,855	1,084,023	2,595	2,454	2,470	218,318	222,889	238,810	1,706	1,891	62,546	90,684
None	—	—	—	—	—	—	14	11	2,032	1,829	5,139	9	11	17	254	1,485	1,327	14	9	402	442
Under 25	542	232	1,061	7,888	3,752	29,422	480	208	42,527	17,134	215,666	473	210	996	22,720	8,320	64,595	230	660	6,981	24,278
25-49	836	545		28,522	18,473		805	535	154,660	80,406		804	530		54,309	29,423		491		14,291	
50-99	972	1,007	913	62,169	65,118	60,119	955	1,000	334,961	314,204	402,967	952	1,001	897	91,635	84,972	86,743	714	745	25,809	32,299
100-199	330	625	503	38,874	72,744	60,495	325	623	205,111	326,307	373,881	327	619	500	42,116	79,357	70,655	230	425	11,748	28,709
200 and over	30	84	61	6,724	19,790	14,175	30	84	40,111	84,975	86,370	30	83	60	7,284	19,332	15,490	27	52	3,315	4,956
Benton																					
Total	1,521	1,757	1,609	48,514	69,289	55,767	1,499	1,733	291,697	238,919	356,257	1,482	1,721	1,590	94,920	99,491	85,409	1,161	1,248	39,258	38,864
None	—	—	—	—	—	—	7	8	697	1,001	200	11	8	2	534	335	90	7	2	231	90
Under 25	668	444	1,261	10,320	6,953	31,237	648	415	70,205	25,027	211,756	634	412	1,240	27,933	14,048	52,840	448	934	10,967	23,009
25-49	591	772		19,477	26,333		583	769	118,611	91,492		578	764		38,561	39,664		476		15,786	
50-99	218	485	302	13,246	29,266	18,576	217	485	72,879	96,583	107,363	215	481	302	19,802	37,659	25,093	190	273	8,224	12,463
100 and over	44	56	46	5,471	6,737	5,954	44	56	29,305	24,816	35,938	44	56	46	8,090	7,785	7,386	40	39	4,050	3,302
Bledsoe																					
Total	904	1,049	845	37,470	51,535	40,246	862	1,007	221,906	203,171	256,372	869	990	839	58,761	93,460	64,750	549	706	18,951	32,254
None	—	—	—	—	—	—	6	—	907	—	200	3	—	1	180	—	25	7	3	215	79
Under 25	309	264	543	4,615	4,186	12,736	280	242	28,861	15,256	76,416	287	229	537	9,551	11,217	29,303	143	431	2,612	14,502
25-49	322	414		10,654	13,512		311	398	64,686	48,682		314	398		18,643	31,017		203		6,038	

50-99	203	246	203	12,624	15,192	13,064	197	242	77,902	59,797	79,169	198	242	202	19,902	28,000	19,688	143	181	6,020	9,627
100-199	61	104	80	7,327	11,957	9,899	59	104	39,020	55,413	68,320	58	102	80	7,925	17,176	11,245	46	75	3,101	5,696
200 and over	9	21	19	2,250	6,688	4,547	9	21	10,530	24,025	32,267	9	19	19	2,560	6,050	4,489	7	16	965	2,350
Blount																					
Total	2,731	2,752	2,228	98,047	113,781	91,512	2,585	2,549	597,680	452,619	640,756	2,546	2,618	2,213	155,829	155,695	151,909	1,592	1,654	60,408	71,059
None	------	------	-----	-------	-------	-------	14	6	2,559	798	186	23	6	2	2,780	320	120	18	4	2,180	144
Under 25	1,069	785	1,547	15,015	11,972	38,573	963	666	101,888	52,004	293,941	921	702	1,535	34,970	22,821	80,282	470	1,066	11,670	36,286
25-49	1,042	1,103		34,257	36,050		1,004	1,048	210,478	147,293		1,003	1,058		56,669	54,596		652		19,744	
50-99	483	684	540	29,637	42,402	33,122	471	652	169,587	164,714	209,229	468	673	536	39,430	53,968	48,313	343	455	15,306	22,693
100-199	120	164	122	13,983	19,186	14,232	116	161	82,551	74,139	92,264	115	163	121	16,170	19,645	18,129	95	111	7,592	9,271
200 and over	17	16	19	5,155	4,171	5,585	17	16	30,617	13,671	45,136	16	16	19	5,810	4,345	5,065	14	18	3,916	2,665
Bradley																					
Total	1,587	1,848	1,631	54,530	67,110	56,543	1,487	1,789	303,047	297,315	412,972	1,412	1,741	1,607	71,696	89,719	95,719	859	1,061	28,517	40,967
None	------	------	-----	-------	-------	-------	6	4	655	616	4,004	7	4	13	350	180	733	4	14	250	429
Under 25	610	642	1,285	9,386	10,036	30,131	546	604	50,056	47,947	236,794	500	583	1,250	17,457	19,476	58,018	258	770	7,167	23,726
25-49	666	754		21,794	24,743		640	736	118,129	112,142		615	719		27,655	33,983		377		9,478	
50-99	241	370	283	14,569	22,540	17,570	228	364	81,941	94,290	113,944	222	358	282	16,388	26,360	23,988	160	226	7,089	10,515
100-199	65	75	51	7,421	8,221	5,809	63	74	45,106	33,984	36,345	63	71	50	7,946	8,220	8,325	55	40	3,583	4,261
200 and over	5	7	12	1,360	1,570	3,033	4	7	7,160	8,336	21,885	5	6	12	1,900	1,500	4,655	5	11	970	2,036
Campbell																					
Total	1,727	1,991	1,662	52,215	76,322	61,658	1,667	2,050	319,444	343,222	358,471	1,550	2,023	1,579	94,163	128,335	104,523	832	1,157	27,027	53,533
None	------	------	-----	-------	-------	-------	21	118	1,863	24,034	140	32	115	5	1,805	7,492	220	23	5	1,337	144
Under 25	780	642	1,228	11,002	9,889	30,169	727	596	61,594	31,688	171,354	641	571	1,169	29,946	20,311	66,999	249	825	6,706	32,534
25-49	650	758		21,278	24,643		631	746	130,039	99,680		596	757		37,312	44,260		346		10,414	
50-99	265	480	348	16,055	28,874	21,213	257	479	99,377	133,740	119,675	250	479	326	20,950	42,701	26,315	186	255	6,665	13,720
100 and over	32	111	86	3,880	12,916	10,276	31	111	26,571	54,080	67,302	31	111	79	4,150	13,571	10,989	28	72	1,905	6,935
Cannon																					
Total	1,846	1,666	1,594	98,544	120,073	109,862	1,771	1,619	636,439	587,334	735,762	1,771	1,637	1,574	128,444	136,983	135,272	1,325	1,251	46,927	50,388
None	------	------	-----	-------	-------	-------	9	2	2,495	450	122	10	4	2	1,094	365	88	12	1	727	45
Under 25	373	142	595	5,380	2,305	16,679	318	116	39,266	10,453	131,767	315	124	578	12,525	3,926	27,280	192	446	4,577	12,460
25-49	602	416		20,457	14,287		583	398	131,910	72,198		581	405		33,065	20,091		428		12,613	
50-99	606	656	587	38,793	43,030	38,755	599	653	251,442	223,618	254,618	601	652	586	49,817	54,040	47,831	469	486	17,270	19,230
100-199	240	403	369	28,254	47,946	44,028	238	401	178,846	224,481	275,071	239	403	365	27,720	49,416	47,106	203	288	10,715	15,899
200 and over	25	49	43	5,660	12,505	10,400	24	49	32,480	56,134	74,184	25	49	43	4,423	9,145	12,967	21	30	1,225	2,754
Carroll																					
Total	3,352	4,218	3,798	92,239	154,120	104,296	3,229	4,155	551,652	519,026	697,002	3,215	4,016	3,700	203,855	248,829	207,852	2,241	2,676	73,345	81,584
None	------	------	-----	-------	-------	-------	37	10	4,485	780	513	50	9	6	2,422	316	295	59	9	1,205	281
Under 25	1,820	1,318	3,323	26,296	20,234	73,747	1,684	1,274	175,331	76,862	522,992	1,665	1,212	3,222	77,227	42,109	160,018	1,045	2,246	24,354	59,845
25-49	1,134	1,833		56,662	61,360		1,119	1,813	202,741	199,515		1,110	1,756		74,308	102,710		832		25,029	
50-99	349	964	447	21,088	58,305	27,067	340	955	103,884	185,504	147,992	343	940	444	33,389	86,324	42,304	281	398	12,224	18,607
100-199	42	95	26	4,998	10,746	2,982	42	95	33,686	38,862	21,275	40	92	26	6,074	14,220	4,265	38	21	3,092	2,201
200-399	4	4	2	1,095	1,050	500	4	4	6,038	3,987	4,230	4	4	2	4,635	650	950	3	2	3,141	650
400 and over	3	4	-----	2,100	2,425	--------	3	4	25,489	18,516	----------	3	3	-----	5,800	2,500	--------	3	-----	4,300	--------
Carter																					
Total	2,376	2,733	2,087	53,322	76,175	54,447	2,244	2,625	279,096	227,509	432,995	2,277	2,602	2,090	134,309	146,818	146,160	1,271	1,398	38,557	57,642
None	------	------	-----	-------	-------	-------	25	4	1,329	465	815	33	4	9	1,870	320	830	21	7	1,210	615
Under 25	1,531	1,413	1,867	21,330	20,596	36,368	1,411	1,311	123,552	54,786	293,608	1,418	1,299	1,861	65,468	48,409	109,201	742	1,209	17,914	41,893
25-49	692	945		21,577	29,949		661	938	104,568	90,694		677	929		48,502	58,766		402		12,944	
50-99	134	332	175	7,950	19,970	10,571	129	329	36,327	59,082	71,903	131	328	175	15,119	31,701	22,872	91	142	4,804	9,317
100 and over	19	43	45	2,465	5,660	7,508	18	43	13,320	22,502	66,669	18	42	45	3,350	7,622	13,237	15	40	1,685	5,817
Cheatham																					
Total	1,275	1,432	1,224	41,412	56,210	46,103	1,255	1,396	274,555	155,762	292,565	1,235	1,394	1,127	92,730	104,980	76,235	910	689	29,413	24,793
None	------	------	-----	-------	-------	-------	3	4	675	391	905	5	5	3	350	390	268	5	3	260	188
Under 25	481	359	922	7,461	6,625	22,556	468	331	58,855	18,041	153,517	446	326	835	24,016	14,197	44,484	300	472	7,312	13,452
25-49	570	657		19,048	22,028		566	648	129,915	65,106		565	651		44,289	46,593		428		14,567	
50-99	196	366	255	11,704	22,484	16,283	190	363	68,152	57,860	95,350	192	362	243	19,470	36,887	22,143	153	172	5,649	7,403
100 and over	28	50	47	3,199	6,073	7,264	28	50	16,978	14,364	42,793	27	50	46	4,605	6,913	9,340	24	42	1,625	3,750

[1] Comparison with later censuses may be found in groups below beginning with 400-699.

COUNTY TABLE 1.—CHICKENS ON FARMS 1940, 1935, AND 1939; CHICKEN EGGS PRODUCED AND CHICKENS RAISED 1939, 1934, AND 1929; AND CHICKENS SOLD, 1939 AND 1929; CLASSIFIED BY NUMBER ON HAND—Continued

(Chickens on hand over 4 months old Apr. 1, 1940 and over 3 months old Jan. 1, 1935 and Apr. 1, 1930)

STATE OR COUNTY AND NUMBER OF CHICKENS ON HAND	CHICKENS ON HAND						CHICKEN EGGS PRODUCED					CHICKENS RAISED						CHICKENS SOLD			
	Farms reporting			Number			Farms reporting		Dozens			Farms reporting			Number			Farms reporting		Number	
	1940 (Apr.1)	1935 (Jan.1)	1930 (Apr1)	1940 (Apr. 1)	1935 (Jan. 1)	1930 (Apr. 1)	1939	1934	1939	1934	1929	1939	1934	1929	1939	1934	1929	1939	1929	1939	1929
TENNESSEE—Con.																					
Chester																					
Total	1,396	1,719	1,672	35,495	57,028	41,058	1,355	1,698	186,590	185,735	284,434	1,349	1,685	1,665	74,689	113,743	82,440	1,000	1,218	28,601	30,887
None	—	—	—	—	—	—	16	2	1,961	100	120	15	2	3	606	150	115	17	4	532	124
Under 25	762	590	1,550	11,418	9,485	32,895	723	572	67,010	38,400	226,656	709	564	1,541	28,891	26,492	70,520	466	1,103	10,270	25,998
25-49	515	779		16,326	25,436		501	775	80,217	84,164		509	772		32,301	51,883		415		12,180	
50-99	109	326	108	6,505	19,322	6,398	105	325	30,317	54,447	44,863	106	323	107	10,646	31,633	9,380	95	98	3,974	3,830
100 and over	10	24	14	1,246	2,785	1,765	10	24	7,085	8,624	12,795	10	24	14	2,245	3,585	2,425	7	13	1,645	935
Claiborne																					
Total	2,815	3,799	3,074	112,593	175,444	130,157	2,725	3,769	640,430	781,832	910,040	2,723	3,718	2,968	207,957	287,793	235,084	2,235	2,277	85,122	108,493
None	—	—	—	—	—	—	23	25	2,414	4,084	—	28	26	—	4,139	1,516	—	22	—	3,609	—
Under 25	897	817	2,052	13,681	12,542	51,715	822	774	90,594	51,427	398,266	821	751	1,951	37,958	24,844	114,073	590	1,391	14,190	52,129
25-49	1,080	1,443		35,370	47,959		1,051	1,434	205,465	219,790		1,050	1,417		69,083	67,463		872		26,841	
50-99	649	1,197	805	39,664	73,824	50,526	643	1,195	208,538	347,493	335,045	637	1,186	803	64,288	99,596	79,305	584	695	26,197	35,979
100-199	177	317	201	20,297	35,264	22,905	174	316	107,901	139,611	136,645	175	313	198	28,506	38,329	32,506	156	177	13,105	15,290
200-399	9	23	13	2,106	5,055	3,511	9	23	13,850	16,427	28,004	9	23	13	2,483	4,745	6,400	8	12	915	3,895
400 and over	3	2	3	1,475	800	1,500	3	2	11,668	3,000	12,080	3	2	3	1,500	1,200	2,800	3	2	265	1,200
Clay																					
Total	1,612	1,536	1,382	56,705	81,286	66,796	1,573	1,516	354,935	220,815	470,099	1,573	1,480	1,355	135,919	147,979	134,193	1,463	1,227	79,834	67,162
None	—	—	—	—	—	—	18	1	1,415	40	450	18	1	3	888	50	155	16	3	758	165
Under 25	685	312	807	9,560	4,704	20,068	657	302	92,242	13,768	148,611	654	298	779	37,784	11,965	52,874	596	670	23,074	27,060
25-49	540	514		17,657	17,408		523	507	114,035	43,333		525	501		46,427	34,966		488		26,961	
50-99	313	509	437	20,090	32,864	29,118	304	505	99,138	78,778	199,936	304	486	436	36,956	55,861	54,268	294	424	20,718	27,115
100-199	69	183	126	7,873	21,838	14,875	66	183	40,405	67,396	102,002	67	176	125	12,139	36,979	23,471	64	119	7,448	10,766
200 and over	5	18	12	1,525	4,472	2,735	5	18	7,700	17,500	19,100	5	18	12	1,725	8,158	3,425	5	11	875	2,056
Cocke																					
Total	2,858	2,781	2,528	117,122	132,979	114,166	2,791	2,686	657,819	510,668	829,206	2,749	2,664	2,495	172,118	177,660	180,006	2,073	1,841	65,794	78,798
None	—	—	—	—	—	—	15	2	1,751	152	1,319	16	2	14	660	100	448	15	10	690	320
Under 25	1,098	790	1,675	15,201	11,710	37,646	1,030	736	107,116	36,497	277,773	1,002	711	1,634	43,255	23,868	82,980	655	1,088	17,085	33,814
25-49	834	878		27,442	28,625		822	862	155,524	98,992		813	856		48,419	47,436		621		17,309	
50-99	682	780	590	42,517	49,983	38,233	682	757	227,021	183,277	275,880	675	766	586	52,179	62,178	54,506	561	500	19,170	24,306
100-199	214	302	225	24,872	34,931	26,877	212	298	130,173	148,890	194,976	213	299	223	22,785	37,818	28,022	196	207	9,587	14,148
200-399	27	28	32	5,690	6,130	7,335	27	28	28,677	30,120	50,463	27	27	32	3,570	4,610	7,100	22	30	1,378	3,560
400 and over	3	3	6	1,400	1,600	4,075	3	3	7,557	12,740	28,795	3	3	6	1,250	1,650	6,950	3	6	575	2,650
Coffee																					
Total	2,105	1,928	1,950	88,293	104,873	92,202	2,040	1,847	503,169	450,571	497,141	1,998	1,848	1,940	153,039	154,792	144,221	1,617	1,532	60,339	66,842
None	—	—	—	—	—	—	24	9	1,960	1,806	680	25	9	7	1,004	852	241	23	7	575	303
Under 25	558	346	1,177	8,532	5,288	30,213	506	295	60,237	24,350	183,140	484	299	1,162	23,670	12,701	60,898	346	830	9,369	26,616
25-49	881	675		29,566	22,943		857	650	176,999	100,609		841	647		58,859	39,467		693		22,711	
50-99	539	662	592	33,786	42,981	37,887	529	652	179,998	190,352	190,669	525	650	590	49,067	61,910	54,559	449	525	18,879	25,629
100-199	115	216	167	13,181	25,341	19,643	112	214	63,488	102,912	91,827	112	214	167	15,614	32,532	24,015	96	156	6,590	11,644
200 and over	12	29	14	3,228	8,320	4,459	12	27	20,487	30,542	30,825	11	29	14	4,825	7,350	4,508	10	14	2,215	2,650

Crockett																				
Total	2,473	2,943	2,793	56,739	115,117	69,857	2,382	2,907	286,345	289,996	356,837	2,425	2,909	2,710	185,005	223,708	179,713	1,652	1,767	67,260	63,920
None	------	------	------	-------	-------	-------	21	5	1,216	300	-------	28	4	------	1,578	265	-------	15	3	648	136
Under 25	1,575	773	2,512	23,219	12,119	50,800	1,486	738	126,822	35,391	272,551	1,505	741	2,435	94,583	29,554	144,301	969	1,532	32,262	48,981
25-49	740	1,270		22,901	41,753		721	1,267	112,890	105,414		734	1,264		68,314	85,255		543		26,107	
50-99	138	800	248	8,075	48,914	14,962	134	799	35,222	119,536	63,906	138	800	243	17,053	88,190	29,288	110	206	6,686	11,862
100 and over	20	100	33	2,544	12,331	4,095	20	98	10,195	29,355	20,380	20	100	32	3,477	20,444	6,124	15	26	1,557	2,941
Cumberland																					
Total	1,703	970	957	44,655	30,874	27,816	1,624	881	233,921	122,184	189,359	1,608	820	945	91,429	45,267	52,735	678	588	26,028	18,013
None	------	------	------	-------	-------	-------	33	-----	5,513	--------	1,120	39	1	10	2,312	50	676	31	8	1,525	385
Under 25	1,038	417	834	14,592	6,115	18,059	952	370	77,467	18,373	124,795	930	311	812	33,948	10,696	37,209	342	478	7,340	11,835
25-49	493	373		15,635	11,919		472	350	79,468	46,414		470	337		29,719	17,985		197		7,379	
50-99	130	150	105	7,733	8,842	6,538	127	134	42,264	39,385	41,891	129	142	105	15,844	12,031	9,617	79	85	6,197	3,092
100-199	32	26	17	3,686	3,058	1,845	30	23	15,224	14,652	12,130	31	25	17	6,066	3,505	2,733	21	16	2,612	1,105
200 and over	10	4	1	3,009	940	1,374	10	4	13,985	3,360	9,423	9	4	1	3,540	1,000	2,500	8	1	975	1,600
Davidson																					
Total	2,613	3,098	2,595	112,317	146,170	141,265	2,510	2,927	636,537	679,413	974,367	2,342	2,833	2,587	207,008	229,952	248,378	908	1,420	58,959	83,789
None	------	------	------	-------	-------	-------	23	2	3,320	210	1,066	40	6	16	8,568	433	1,355	19	10	7,604	567
Under 25	875	842	1,526	13,121	12,614	38,094	797	730	76,534	58,838	295,976	702	669	1,508	34,712	28,788	95,815	209	690	6,874	28,906
25-49	960	1,094		31,869	35,864		938	1,063	175,321	164,034		875	1,032		69,415	64,800		333		17,817	
50-99	567	833	724	34,791	51,691	45,556	548	816	198,843	233,947	299,078	520	808	721	51,188	75,879	77,982	236	466	11,563	24,464
100-199	172	280	267	20,491	32,789	32,296	166	270	110,147	145,070	185,277	167	271	265	26,633	37,503	40,187	91	192	7,890	14,853
200-399	31	41	67	7,745	9,502	15,769	30	38	42,422	51,571	111,227	30	39	67	12,392	13,374	21,133	15	54	6,181	9,650
400 and over	8	8	11	4,500	3,710	9,550	8	8	29,950	25,743	81,743	8	8	10	4,100	9,175	11,906	5	8	1,030	5,349
Decatur																					
Total	1,268	1,510	1,519	58,532	59,256	48,768	1,242	1,498	253,337	238,069	301,539	1,237	1,491	1,511	77,385	82,221	76,511	1,026	1,118	32,524	32,282
None	------	------	------	-------	-------	-------	5	1	426	150	45	4	-----	1	190	--------	30	6	1	220	20
Under 25	571	392	1,236	8,844	6,265	29,579	545	380	65,877	27,642	200,007	546	378	1,227	23,392	12,252	51,244	397	885	8,933	20,855
25-49	504	682		16,266	22,917		499	681	107,860	94,103		495	679		33,588	32,958		445		13,825	
50-99	164	380	249	10,074	23,326	14,994	164	380	59,413	84,876	71,191	163	379	249	15,625	29,152	19,781	150	202	6,794	8,868
100 and over	29	56	34	3,348	6,748	4,195	29	56	19,761	31,298	30,296	29	55	34	4,590	7,879	5,456	28	30	2,752	2,539
De Kalb																					
Total	2,394	2,591	2,366	123,933	168,565	155,090	2,299	2,456	768,967	676,601	993,738	2,295	2,464	2,350	192,316	187,543	209,587	1,819	1,937	71,199	90,807
None	------	------	------	-------	-------	-------	30	4	6,790	410	1,389	36	7	7	2,507	359	349	32	6	1,590	436
Under 25	534	322	983	8,106	5,202	26,743	476	260	67,472	20,738	198,374	473	269	965	20,133	10,603	52,088	322	680	7,449	21,308
25-49	811	736		27,465	25,406		775	690	193,097	104,032		765	686		50,382	29,699		596		19,171	
50-99	730	981	837	46,808	64,115	55,011	707	957	282,933	274,667	356,978	706	958	832	68,774	70,647	75,131	591	730	24,988	32,694
100-199	291	489	483	33,515	58,325	59,417	283	482	181,246	229,485	341,327	287	481	483	43,920	62,798	67,994	253	461	15,832	29,823
200 and over	28	63	63	8,039	15,517	13,919	28	63	37,429	47,269	95,670	28	63	63	6,600	13,437	14,025	25	60	2,169	6,546
Dickson																					
Total	2,211	2,407	2,103	77,380	92,838	82,462	2,126	2,318	440,864	288,654	528,528	2,108	2,324	2,096	128,704	136,179	142,400	1,388	1,491	44,764	60,452
None	------	------	------	-------	-------	-------	8	5	794	305	655	14	6	5	675	175	246	14	4	334	175
Under 25	874	670	1,522	12,960	10,415	37,685	810	605	79,783	31,288	247,174	790	607	1,511	32,835	19,741	75,293	437	974	10,974	29,168
25-49	802	1,034		26,607	34,143		780	1,011	149,916	104,422		779	1,011		46,107	53,206		512		14,868	
50-99	455	612	470	28,081	37,510	28,896	449	604	156,795	118,140	174,296	446	609	469	38,300	50,565	41,848	357	408	14,224	17,913
100-199	77	86	98	8,882	9,679	11,139	76	86	47,596	32,545	69,213	76	86	98	10,322	11,142	15,313	68	105	4,364	13,196
200 and over	3	5	13	850	1,091	4,742	3	5	5,980	1,954	37,190	3	5	13	465	1,350	9,700				
Dyer																					
Total	2,858	3,500	3,279	83,889	146,231	91,088	2,783	3,404	455,110	462,072	536,006	2,763	3,401	3,170	234,256	260,238	247,098	1,874	1,705	76,342	84,618
None	------	------	------	-------	-------	-------	13	3	2,117	191	1,113	19	5	9	840	410	830	12	7	491	548
Under 25	1,412	933	2,890	21,426	14,719	62,334	1,345	879	123,825	55,542	373,263	1,329	879	2,772	80,788	37,822	188,579	800	1,383	23,766	59,024
25-49	1,062	1,464		34,531	49,672		1,045	1,429	183,339	158,691		1,044	1,425		101,597	97,198		760		35,149	
50-99	320	901	339	19,373	55,941	20,564	316	892	95,943	165,847	98,707	309	891	339	38,581	89,375	45,220	255	278	12,212	19,845
100-199	56	183	39	6,604	20,714	4,558	56	182	34,721	59,676	28,589	55	182	39	9,975	28,013	7,145	40	29	3,574	2,632
200 and over	8	19	11	1,955	5,185	3,612	8	19	15,165	22,125	34,334	7	19	11	2,475	7,420	5,324	7	8	1,150	2,569

COUNTY TABLE 1.—CHICKENS ON FARMS 1940, 1935, AND 1930; CHICKEN EGGS PRODUCED AND CHICKENS RAISED 1939, 1934, AND 1929; AND CHICKENS SOLD, 1939 AND 1929; CLASSIFIED BY NUMBER ON HAND—Continued

(Chickens on hand over 4 months old Apr. 1, 1940 and over 3 months old Jan. 1, 1935 and Apr. 1, 1930)

STATE OR COUNTY AND NUMBER OF CHICKENS ON HAND	CHICKENS ON HAND						CHICKEN EGGS PRODUCED					CHICKENS RAISED						CHICKENS SOLD			
	Farms reporting			Number			Farms reporting		Dozens			Farms reporting			Number			Farms reporting		Number	
	1940 (Apr. 1)	1935 (Jan. 1)	1930 (Apr. 1)	1940 (Apr. 1)	1935 (Jan. 1)	1930 (Apr. 1)	1939	1934	1939	1934	1929	1939	1934	1929	1939	1934	1929	1939	1929	1939	1929
TENNESSEE—Con.																					
Fayette																					
Total	4,767	5,311	4,639	89,183	121,734	95,942	4,502	5,050	375,435	383,815	431,371	4,292	5,044	4,052	182,956	245,286	196,575	759	1,247	23,616	35,009
None	———	———	———	———	———	———	33	5	1,658	183	1,226	40	4	11	950	114	416	6	3	114	70
Under 25	3,579	3,445	4,327	41,887	46,176	74,779	3,316	3,220	171,446	129,257	335,689	3,119	3,202	3,748	92,718	104,518	162,927	387	1,078	7,747	25,692
25-49	946	1,407		29,828	44,183		918	1,375	123,560	138,197		896	1,384		59,595	89,448		278		8,997	
50-99	212	402	269	12,716	23,863	15,857	205	394	53,111	85,697	69,799	207	397	251	22,592	41,561	26,556	73	141	3,778	6,512
100-199	23	50	39	2,492	5,512	4,406	23	49	13,057	15,880	19,407	23	50	38	3,571	7,080	5,526	11	22	682	2,193
200-399	4	7	4	1,060	2,000	900	4	7	6,550	14,601	5,250	4	7	4	760	2,565	1,150	4	3	2,298	542
400 and over	3	———	———	1,200	———	———	3	———	6,063	———	———	3	———	———	2,750	———	———				
Fentress																					
Total	1,486	1,342	916	33,123	41,966	27,602	1,441	1,193	168,860	161,236	127,756	1,442	1,223	881	76,521	63,676	48,338	846	579	26,765	17,864
None	———	———	———	———	———	———	27	1	2,791	12	———	31	4	4	1,541	120	191	29	4	983	140
Under 25	993	639	748	12,902	9,062	15,908	927	512	67,492	39,415	79,263	924	527	712	36,975	15,708	31,936	503	441	13,364	10,979
25-49	379	460		12,045	15,078		375	442	59,524	62,348		374	451		23,944	23,447		230		7,734	
50-99	99	209	147	6,066	12,917	9,081	97	205	28,728	41,878	31,118	99	207	144	10,964	18,395	12,811	73	116	3,374	5,178
100 and over	15	34	21	2,110	4,909	2,613	15	33	10,325	17,583	17,375	14	34	21	3,097	5,906	3,400	11	18	1,310	1,567
Franklin																					
Total	2,251	2,491	2,342	91,379	120,527	91,186	2,148	2,362	579,611	486,583	557,196	2,136	2,394	2,339	171,108	183,775	184,776	1,452	1,667	55,177	75,293
None	———	———	———	———	———	———	16	7	2,801	746	2,385	20	9	11	1,181	688	689	18	10	747	659
Under 25	775	530	1,704	11,438	7,883	41,423	698	450	78,197	31,202	275,880	694	455	1,691	31,884	16,273	102,454	390	1,115	9,665	38,534
25-49	832	933		27,735	31,522		810	890	182,919	122,104		799	911		56,788	54,648		545		17,204	
50-99	495	783	487	30,469	48,629	31,548	481	773	181,646	191,246	172,511	483	778	496	51,333	71,876	56,270	374	417	16,707	24,519
100-199	124	223	127	14,692	26,269	14,759	118	220	89,375	104,607	77,715	116	219	127	20,818	32,195	20,243	101	112	7,024	9,666
200-399	21	19	13	5,095	4,430	3,056	21	19	29,691	16,726	25,005	20	19	13	7,104	5,525	4,620	20	12	2,870	1,715
400 and over	4	3	1	1,950	1,794	400	4	3	14,982	19,952	3,700	4	3	1	2,000	2,570	500	4	1	960	200
Gibson																					
Total	5,493	5,989	5,766	132,311	243,936	162,751	5,304	5,815	755,666	670,971	974,053	5,331	5,858	5,734	382,190	474,821	404,619	3,823	4,328	131,780	169,081
None	———	———	———	———	———	———	71	32	6,319	2,527	800	77	37	15	4,083	2,094	701	54	18	2,033	805
Under 25	3,349	1,639	5,026	47,752	24,852	108,813	3,132	1,508	297,877	73,313	686,129	3,135	1,513	4,983	172,806	64,118	305,642	2,056	3,660	55,246	123,217
25-49	1,698	2,351		53,961	78,786		1,661	2,301	287,516	220,460		1,677	2,319		145,641	163,680		1,340		51,715	
50-99	384	1,699	632	22,980	105,335	38,389	378	1,676	118,621	281,709	182,925	382	1,690	628	48,955	189,673	74,461	320	552	18,563	34,116
100-199	57	284	97	6,328	31,088	11,312	57	282	37,533	83,011	67,075	55	283	97	9,305	50,165	17,915	49	87	3,598	8,368
200 and over	5	16	11	1,290	3,875	4,237	5	16	7,800	9,951	37,124	5	16	11	1,400	5,091	5,900	4	11	625	2,575
Giles																					
Total	3,993	4,266	4,199	161,902	226,895	183,287	3,819	4,235	902,371	881,432	1,189,690	3,869	4,220	4,172	320,934	348,535	339,970	2,799	2,961	90,265	126,852
None	———	———	———	———	———	———	28	20	1,849	2,492	1,383	39	19	7	2,589	1,170	530	32	8	1,350	350
Under 25	1,280	813	2,767	18,422	12,152	68,545	1,141	775	99,063	42,976	458,292	1,166	768	2,737	58,156	27,225	165,386	744	1,783	17,055	60,358
25-49	1,454	1,377		48,741	46,030		1,409	1,369	275,501	174,903		1,425	1,367		112,865	85,225		1,044		31,425	
50-99	996	1,506	1,102	61,536	95,251	70,132	981	1,502	348,830	375,603	438,151	978	1,500	1,099	106,204	147,686	117,132	773	902	28,183	43,491
100-199	236	518	291	27,168	60,142	34,330	233	517	141,686	225,541	215,552	234	514	290	34,045	73,599	43,757	183	232	9,163	16,991
200 and over	27	52	39	6,035	13,320	10,280	27	52	35,442	59,917	76,312	27	52	39	7,075	13,630	13,165	23	36	3,089	5,662

Grainger																				
Total	2,179	2,399	1,955	85,287	115,847	87,931	2,078	2,325	531,820	482,568	626,536	2,083	2,332	1,926	137,506	176,464	148,206	1,732	1,671	64,364	72,343
None							20	5	3,672	351	2,725	16	6	6	836	381	2,379	22	6	637	2,183
Under 25	644	469	1,211	9,812	7,134	32,427	576	418	71,544	25,535	256,684	576	422	1,181	25,338	15,550	67,906	425	986	11,962	34,311
25-49	943	938		31,553	31,393		900	921	201,322	137,992		911	922		53,792	55,487		767		24,926	
50-99	482	750	595	29,516	46,828	36,699	474	741	171,984	202,094	236,972	474	742	590	40,631	69,492	53,639	419	541	19,491	24,294
100-199	100	225	138	11,951	25,986	15,850	98	223	71,695	95,416	109,096	96	223	138	14,634	31,919	20,027	89	127	5,998	9,030
200 and over	10	17	11	2,455	4,506	2,955	10	17	11,603	21,180	21,059	10	17	11	2,275	3,635	4,255	10	11	1,350	2,525
Greene																					
Total	5,141	5,619	4,695	274,653	348,719	295,765	5,021	5,307	1,836,890	1,711,872	2,316,338	4,898	5,314	4,663	340,090	423,268	439,873	3,825	3,696	141,431	231,735
None							27	14	4,698	2,542	1,320	29	25	7	2,106	1,795	776	34	7	1,551	706
Under 25	1,085	780	2,347	16,390	12,142	65,398	1,004	628	127,795	51,994	572,725	935	633	2,314	36,324	24,237	131,442	657	1,662	15,081	65,978
25-49	1,802	1,711		61,323	58,186		1,762	1,609	418,101	270,191		1,742	1,603		91,743	84,657		1,309		35,855	
50-99	1,570	2,125	1,576	98,989	134,804	101,402	1,549	2,067	650,132	659,254	753,092	1,531	2,068	1,571	117,806	163,448	135,553	1,252	1,334	47,869	67,994
100-199	587	855	599	69,947	101,372	72,873	582	843	430,152	491,890	508,622	566	841	598	66,382	105,466	83,165	486	530	29,003	43,020
200-399	88	129	140	21,429	30,309	34,692	88	127	141,340	165,137	286,978	87	125	140	17,244	29,788	55,158	79	131	7,593	33,985
400-799	5	15	(1)	2,225	7,106	(1)	5	15	15,060	39,084	(1)	4	15	(1)	1,185	6,927	(1)	4	(1)	408	(1)
800 and over	4	4	(1)	4,350	4,800	(1)	4	4	49,612	31,780	(1)	4	4	(1)	7,300	6,950	(1)	4	(1)	4,121	(1)
400-699	5	14	26	2,225	6,356	12,850	5	14	15,060	37,884	114,852	4	14	26	1,185	6,827	19,280	4	25	408	12,052
700 and over	4	5	7	4,350	5,550	8,550	4	5	49,612	32,980	78,749	4	5	7	7,300	7,050	14,499	4	7	4,121	8,000
Grundy																					
Total	547	861	462	18,692	27,766	20,209	539	821	98,153	110,284	116,840	512	788	461	34,904	43,725	35,166	331	240	13,340	11,136
None							9	5	772	103		9	4	1	504	81	106	8		253	
Under 25	267	429	316	3,538	6,138	7,364	253	389	21,409	21,027	38,197	234	362	314	9,074	11,637	17,603	118	140	2,808	4,932
25-49	168	264		5,518	8,460		167	259	26,204	30,968		161	256		10,267	13,462		115		4,341	
50-99	84	130	115	5,266	8,119	7,321	82	130	29,394	36,235	39,691	81	129	115	8,864	12,243	10,470	65	77	3,403	3,475
100-199	23	34	27	2,536	4,014	3,095	23	34	11,022	14,567	16,070	22	33	27	4,125	4,782	4,275	22	20	1,885	1,635
200-399	2	4	2	525	1,035	450	2	4	3,700	7,384	2,373	2	4	2	520	1,520	400	3	3	650	1,094
400 and over	3		2	1,309		1,979	3		5,652		19,509	3		2	1,550		2,312				
Hamblen																					
Total	1,658	1,574	1,371	68,735	87,848	70,666	1,537	1,558	416,626	441,649	492,042	1,524	1,555	1,367	105,346	134,435	122,065	851	1,059	36,107	58,775
None							5		2,198		1,382	5		9	187		1,146	8	8	477	1,084
Under 25	543	253	836	7,810	4,274	20,964	471	247	51,841	23,628	154,287	467	246	825	18,845	9,666	48,011	188	571	5,198	22,613
25-49	590	543		19,819	18,351		559	540	119,169	107,349		550	540		35,344	33,339		305		11,172	
50-99	422	541	383	25,823	33,683	24,274	400	537	147,661	176,762	154,514	401	537	382	35,852	53,305	39,841	271	336	11,801	19,136
100-199	90	206	124	10,483	23,544	14,739	89	204	50,772	103,950	91,007	88	203	123	10,593	31,825	20,004	69	119	3,774	10,380
200 and over	13	31	28	4,800	7,996	10,689	13	30	44,985	29,960	90,852	13	29	28	4,525	6,310	13,063	10	25	3,685	5,562
Hamilton																					
Total	1,980	2,676	2,070	76,115	115,819	83,542	1,849	2,441	445,891	424,602	581,217	1,779	2,404	1,942	146,050	160,285	138,307	745	1,114	77,159	60,323
None							38		7,148		4,728	47	6	25	3,250	225	1,369	33	23	2,452	1,045
Under 25	836	888	1,554	11,705	13,200	35,398	727	770	73,414	52,017	239,130	657	762	1,410	22,281	29,380	69,558	188	730	4,788	28,254
25-49	716	1,062		23,205	34,805		673	991	131,913	125,279		663	973		33,739	54,216		277		8,908	
50-99	296	573	396	17,872	34,635	24,246	283	535	92,782	122,756	157,553	286	520	388	21,173	42,485	31,234	159	261	7,401	11,881
100-199	102	114	91	12,603	12,994	10,608	99	107	74,442	46,278	74,073	98	109	91	12,702	15,714	15,742	67	74	6,665	8,055
200-399	21	29	18	4,980	6,580	4,690	20	28	31,362	32,146	38,463	20	25	18	11,705	12,815	6,844	15	16	9,395	3,640
400-799	6	8	(1)	2,950	4,105	(1)	6	8	20,630	27,460	(1)	5	7	(1)	37,900	4,550	(1)	6	(1)	37,550	(1)
800 and over	3	2	(1)	2,800	9,500	(1)	3	2	14,200	18,686	(1)	3	2	(1)	3,300	900	(1)				
400-699	6	6	7	2,950	2,700	3,600	6	6	20,830	14,970	24,606	5	5	6	37,900	1,900	3,300	6	10	37,550	7,448
700 and over	3	4	4	2,800	10,905	5,000	3	4	14,200	31,156	42,664	3	4	4	3,300	3,550	10,260				
Hancock																					
Total	1,610	1,952	1,488	70,746	112,684	67,509	1,575	1,901	447,528	489,899	440,791	1,539	1,905	1,492	132,195	222,575	134,039	1,420	1,326	76,564	70,851
None							13		2,319		765	28		6	2,260		450	28	6	1,658	320
Under 25	445	300	933	6,531	4,411	23,873	412	261	51,578	16,406	170,904	387	269	931	21,098	13,698	67,429	322	791	12,413	34,933
25-49	586	603		19,357	20,261		575	596	130,182	89,261		555	593		41,298	50,481		522		23,688	
50-99	438	718	411	27,065	45,457	25,959	434	714	166,992	193,691	158,597	430	714	411	45,804	90,877	44,437	414	391	26,903	23,867
100-199	130	303	135	15,113	36,295	15,718	130	302	82,842	165,004	97,175	128	301	135	18,375	60,066	20,384	124	129	10,397	10,886
200 and over	11	28	9	2,680	6,260	1,959	11	28	13,615	25,537	13,350	11	28	9	3,360	7,453	1,339	10	9	1,505	845

[1] Comparison with later censuses may be found in groups below beginning with 400-699.

COUNTY TABLE 1.—CHICKENS ON FARMS 1940, 1935, AND 1930; CHICKEN EGGS PRODUCED AND CHICKENS RAISED 1939, 1934, AND 1929; AND CHICKENS SOLD, 1939 AND 1929; CLASSIFIED BY NUMBER ON HAND—Continued

(Chickens on hand over 4 months old Apr. 1, 1940 and over 3 months old Jan. 1, 1935 and Apr. 1, 1930)

STATE OR COUNTY AND NUMBER OF CHICKENS ON HAND	CHICKENS ON HAND						CHICKEN EGGS PRODUCED					CHICKENS RAISED						CHICKENS SOLD			
	Farms reporting			Number			Farms reporting		Dozens			Farms reporting			Number			Farms reporting		Number	
	1940 (Apr.1)	1935 (Jan.1)	1930 (Apr.1)	1940 (Apr. 1)	1935 (Jan. 1)	1930 (Apr. 1)	1939	1934	1939	1934	1929	1939	1934	1929	1939	1934	1929	1939	1929	1939	1929
TENNESSEE—Con.																					
Hardeman																					
Total	2,670	3,128	2,987	59,206	88,295	67,594	2,542	3,009	315,657	304,928	418,452	2,467	2,996	2,936	107,744	159,749	146,595	1,077	1,297	31,275	33,748
None	—	—	—	—	—	—	26	5	2,020	346	468	25	7	7	1,632	210	167	14	7	1,118	117
Under 25	1,730	1,502	2,772	22,945	21,101	53,032	1,603	1,406	125,237	68,570	329,186	1,522	1,383	2,736	46,636	45,227	124,758	542	1,148	10,205	25,411
25-49	745	1,212		23,410	39,402		722	1,187	120,357	135,398		729	1,195		41,897	70,037		402		13,502	
50-99	174	380	188	10,102	22,312	9,877	170	377	50,371	80,858	59,230	170	377	166	13,469	35,695	14,824	102	120	3,895	5,691
100-199	18	32	24	1,999	3,660	2,960	18	32	12,254	15,321	18,098	18	32	24	2,110	5,380	4,638	14	19	1,053	1,789
200 and over	3	2	3	750	1,820	1,725	3	2	5,418	4,435	11,470	3	2	3	2,000	5,200	2,208	3	3	1,502	740
Hardin																					
Total	2,023	2,118	2,352	57,183	90,194	70,571	1,951	2,073	323,019	278,531	461,683	1,948	2,053	2,342	118,798	144,370	143,423	1,471	1,604	49,968	55,043
None	—	—	—	—	—	—	15	4	543	378	8	18	4	4	949	245	130	15	2	434	22
Under 25	1,020	447	1,991	15,229	7,160	46,385	950	423	92,672	22,971	320,536	944	407	1,978	43,116	17,276	106,058	639	1,311	15,847	39,425
25-49	729	910		23,394	30,700		712	894	125,730	97,660		717	891		45,474	54,352		573		19,238	
50-99	240	649	325	14,550	39,870	19,660	240	641	79,581	119,215	107,451	235	640	324	23,164	56,492	31,730	211	262	11,145	13,114
100 and over	34	112	36	4,010	12,464	4,526	34	111	24,493	38,307	33,688	34	111	36	6,095	16,005	5,505	33	29	3,304	2,482
Hawkins																					
Total	3,571	4,138	3,328	159,390	222,862	189,376	3,470	3,985	920,875	957,192	1,181,720	3,415	4,026	3,299	245,509	321,084	279,691	2,801	2,729	110,656	142,161
None	—	—	—	—	—	—	55	5	5,966	1,970	2,439	68	8	13	3,918	563	692	48	12	1,807	728
Under 25	1,058	768	1,980	15,532	11,895	51,198	961	681	94,148	45,814	402,593	932	700	1,927	39,184	24,125	118,049	671	1,474	16,597	58,358
25-49	1,270	1,434		42,380	47,539		1,236	1,389	240,670	195,438		1,214	1,404		72,465	78,727		1,030		32,022	
50-99	931	1,341	975	57,345	83,829	61,677	910	1,322	310,814	350,469	400,110	902	1,328	971	79,528	118,453	95,333	788	883	35,590	48,601
100-199	268	526	336	31,323	60,853	40,265	264	520	180,762	272,298	257,098	255	518	333	55,704	75,861	48,201	228	309	16,663	25,425
200-399	37	64	47	8,585	14,946	11,638	37	63	51,092	62,465	74,120	37	63	47	9,060	17,415	14,068	33	44	5,102	6,391
400-799	4	4	(1)	1,700	2,200	(1)	4	4	13,178	10,738	(1)	4	4	(1)	2,250	4,140	(1)	2	(1)	1,245	(1)
800 and over	3	1	(1)	2,525	1,600	(1)	3	1	24,245	18,000	(1)	3	1	(1)	3,400	1,800	(1)	3	(1)	1,630	(1)
400-699	4	2	5	1,700	800	2,100	4	2	13,178	3,988	17,800	4	2	5	2,250	1,040	2,400	2	4	1,245	1,058
700 and over	3	3	3	2,525	3,000	2,500	3	3	24,245	24,750	27,560	3	3	3	3,400	4,900	2,950	3	3	1,630	1,600
Haywood																					
Total	3,895	4,415	3,758	69,705	109,531	76,852	3,704	4,283	364,102	311,514	461,732	3,657	4,250	3,697	187,844	237,707	184,999	899	1,112	22,886	33,221
None	—	—	—	—	—	—	18	4	1,986	111	250	22	4	3	874	110	195	7	3	158	104
Under 25	2,990	2,695	3,544	35,848	36,454	61,444	2,800	2,585	190,413	98,751	372,609	2,741	2,551	3,484	110,255	91,414	154,827	564	982	11,835	24,476
25-49	732	1,190		22,846	38,452		717	1,169	114,934	108,705		723	1,172		56,192	82,586		260		7,618	
50-99	160	479	184	9,316	28,858	10,791	158	474	48,599	85,748	56,009	158	472	182	18,138	53,662	22,382	61	106	2,945	5,452
100 and over	13	51	30	1,695	5,787	4,617	13	51	8,170	18,199	32,864	13	51	28	2,385	9,935	7,595	7	21	330	3,189
Henderson																					
Total	2,509	2,996	2,978	73,556	111,686	90,012	2,432	2,929	462,929	465,521	621,082	2,398	2,922	2,826	138,436	186,630	150,578	1,688	1,915	52,319	58,552
None	—	—	—	—	—	—	18	6	2,739	182	470	19	5	5	917	116	194	19	3	475	128
Under 25	1,216	880	2,539	17,854	13,420	58,747	1,135	825	129,790	62,867	432,194	1,106	823	2,391	44,119	30,176	108,837	685	1,549	15,435	41,104
25-49	940	1,325		30,910	44,198		929	1,308	194,486	184,272		922	1,307		55,477	77,238		676		19,608	
50-99	312	684	383	19,199	41,554	23,417	309	683	101,879	168,779	136,841	310	681	375	28,877	62,019	31,852	271	310	12,816	12,534
100-199	35	102	46	3,968	11,414	5,093	35	102	23,665	45,511	31,751	35	101	45	5,746	15,631	6,730	31	43	2,385	3,501
200 and over	6	5	10	1,625	1,100	2,755	6	5	10,370	3,910	19,826	6	5	10	3,300	1,450	2,965	6	10	1,600	1,285

Henry																				
Total	3,175	3,291	3,025	90,647	123,033	99,306	3,126	3,262	522,034	401,666	597,864	3,090	3,233	2,973	216,187	211,760	185,036	2,230	1,955	79,700	68,277
None							26	7	-2,479	472	239	27	6	6	1,391	240	288	22	4	825	74
Under 25	1,625	914	2,465	24,393	14,478	59,522	1,561	887	158,315	46,548	378,683	1,537	869	2,409	79,361	31,987	126,983	967	1,500	27,853	44,850
25-49	1,122	1,516		36,920	51,027		1,111	1,512	210,878	157,974		1,104	1,505		84,803	91,298		865		30,412	
50-99	385	775	508	23,334	46,730	31,046	385	770	121,583	152,290	160,364	381	768	506	42,666	74,542	47,200	336	404	17,070	18,217
100-199	38	78	39	4,535	8,783	4,418	38	78	20,199	32,712	22,909	36	77	39	6,741	11,745	5,665	35	36	2,898	2,599
200 and over	5	8	13	1,465	2,015	4,320	5	8	8,580	11,670	35,669	5	8	13	1,225	1,950	4,900	5	11	842	2,537
Hickman																					
Total	1,831	1,695	1,568	71,072	85,524	78,897	1,780	1,684	406,233	206,129	460,049	1,780	1,682	1,539	130,257	153,552	127,417	1,368	1,282	48,908	59,150
None							18	4	1,290	590		21	4	4	960	275	149	22	1	957	5
Under 25	638	284	903	9,187	4,300	24,569	591	274	64,359	11,849	168,311	583	276	876	25,980	9,909	51,468	370	691	9,043	23,404
25-49	685	663		23,139	22,918		671	660	141,577	51,378		676	656		46,456	39,498		542		16,339	
50-99	403	584	510	25,419	37,292	33,145	396	582	135,287	89,915	170,492	395	583	505	40,149	56,357	47,983	341	452	15,929	22,295
100-199	101	152	138	12,037	17,919	15,813	100	152	57,440	45,202	79,735	101	151	137	15,062	25,015	20,111	89	125	6,150	9,839
200 and over	4	12	17	1,290	3,095	5,370	4	12	6,280	7,195	41,513	4	12	17	1,650	4,300	7,706	4	15	490	3,607
Houston																					
Total	629	783	677	23,493	35,509	28,194	610	767	128,102	114,770	167,455	598	767	874	44,878	50,740	42,751	459	527	19,850	18,572
None							6	2	220	100	515	7	3	3	235	295	160	6	6	251	172
Under 25	232	184	468	3,466	2,868	11,959	216	177	21,692	12,145	72,120	211	171	462	9,390	6,020	19,747	157	332	4,135	8,573
25-49	245	306		8,163	10,046		239	302	44,218	34,469		232	301		14,251	15,753		187		5,454	
50-99	123	227	173	7,564	13,953	11,038	120	221	37,976	48,105	66,027	119	226	173	12,321	18,657	15,490	103	155	5,484	6,892
100-199	26	58	30	2,888	6,678	3,477	26	58	12,150	18,368	17,681	26	58	30	6,731	7,440	4,744	23	29	3,529	2,208
200 and over	3	8	6	1,412	1,964	1,720	3	7	11,848	3,585	11,112	3	8	6	1,950	2,575	2,610	3	5	1,017	727
Humphreys																					
Total	1,511	1,512	1,345	51,839	70,817	52,725	1,271	1,504	348,099	275,585	299,966	1,252	1,497	1,240	109,963	112,210	99,388	986	966	42,812	42,745
None							9	5	931	317	100	9	4	3	610	139	70	9	2	499	32
Under 25	484	289	972	7,588	4,712	24,770	450	281	59,261	20,761	148,927	438	274	871	23,878	10,747	55,835	314	632	9,414	22,522
25-49	481	614		18,387	20,846		472	612	108,254	89,620		464	610		37,711	35,418		364		14,528	
50-99	286	492	312	18,207	31,034	20,077	280	490	113,368	119,110	108,084	282	492	305	34,102	47,860	33,177	245	275	13,566	15,480
100-199	53	108	55	6,246	12,309	6,153	53	107	43,185	38,552	33,157	52	108	55	10,087	15,746	8,293	48	51	4,295	4,167
200 and over	7	9	6	3,411	1,916	1,725	7	9	23,100	5,225	9,698	7	9	6	3,575	2,300	2,215	6	6	710	744
Jackson																					
Total	2,313	2,219	2,224	114,464	150,686	128,059	2,234	2,154	593,385	477,629	633,283	2,241	2,150	2,191	239,118	269,252	239,764	2,040	1,951	119,163	122,237
None							18	7	1,693	608	375	24	7	2	1,286	765	250	24	2	841	180
Under 25	576	284	1,042	8,313	4,322	27,234	521	253	49,017	18,970	185,864	525	247	1,010	30,030	14,000	72,242	425	827	15,692	37,015
25-49	762	557		25,949	19,253		729	546	135,328	64,585		727	539		64,552	41,608		663		30,272	
50-99	703	864	804	45,593	57,915	52,898	694	844	253,371	190,215	242,414	696	847	803	90,735	104,814	95,147	666	758	46,099	50,600
100-199	251	446	356	29,270	53,299	42,727	251	437	146,752	181,287	185,460	248	442	355	45,110	85,305	68,667	241	345	24,564	31,849
200 and over	21	68	22	5,339	15,897	5,200	21	67	27,224	41,964	39,170	21	68	21	7,425	22,760	5,458	21	19	3,695	2,595
Jefferson																					
Total	1,969	2,301	2,092	101,308	130,958	112,347	1,863	2,243	658,846	548,427	827,833	1,892	2,258	2,088	153,247	172,504	167,796	1,545	1,526	62,806	76,420
None							6	9	905	1,290	574	6	12	8	455	772	508	6	8	290	484
Under 25	405	324	1,166	6,015	4,983	30,455	338	295	37,005	19,363	234,080	364	293	1,159	15,134	10,579	59,930	256	750	5,759	25,869
25-49	720	812		23,903	27,178		689	794	147,111	109,771		697	800		42,330	42,905		578		15,721	
50-99	607	819	632	37,350	51,597	40,388	597	806	239,001	225,423	296,129	592	815	628	55,900	66,642	57,117	492	508	21,563	28,852
100-199	203	295	254	24,175	35,010	30,034	199	290	155,701	148,189	214,291	199	288	253	28,698	38,258	35,466	181	224	13,618	14,378
200-399	27	48	33	6,815	10,790	7,770	27	46	42,765	36,851	53,949	27	47	33	8,150	10,850	8,825	25	30	3,580	4,462
400 and over	7	3	7	3,050	1,400	3,700	7	3	36,360	5,540	29,010	7	3	7	4,600	2,500	5,950	7	6	2,075	2,375
Johnson																					
Total	1,569	1,871	1,497	42,670	57,330	43,650	1,522	1,850	195,317	257,204	287,554	1,508	1,853	1,471	95,350	140,641	107,001	1,269	1,305	50,506	60,238
None							11	3	521	533	690	17	6	4	738	259	280	17	4	639	217
Under 25	852	886	1,302	12,243	12,935	27,854	800	865	56,596	84,286	187,318	798	848	1,272	34,229	40,225	74,458	631	1,118	16,165	41,852
25-49	528	675		16,698	21,696		523	672	73,875	90,365		504	670		36,187	52,734		456		19,845	
50-99	182	251	149	9,952	15,048	9,060	159	251	47,501	50,644	57,025	180	250	149	17,881	32,718	19,698	139	141	8,983	11,380
100-199	26	53	38	2,977	6,251	4,401	26	53	13,624	23,246	27,209	26	53	38	4,615	12,310	7,565	26	44	2,874	6,809
200 and over	3	6	8	800	1,400	2,335	3	6	3,200	8,150	15,516	3	6	8	1,700	2,395	5,000				

[1] Comparison with later censuses may be found in groups below beginning with 400-699.

COUNTY TABLE 1.—CHICKENS ON FARMS 1940, 1935, AND 1930; CHICKEN EGGS PRODUCED AND CHICKENS RAISED 1939, 1934, AND 1929; AND CHICKENS SOLD, 1939 AND 1929; CLASSIFIED BY NUMBER ON HAND—Continued

(Chickens on hand over 4 months old Apr. 1, 1940 and over 3 months old Jan. 1, 1935 and Apr. 1, 1930)

STATE OR COUNTY AND NUMBER OF CHICKENS ON HAND	CHICKENS ON HAND						CHICKEN EGGS PRODUCED					CHICKENS RAISED						CHICKENS SOLD			
	Farms reporting			Number			Farms reporting		Dozens			Farms reporting			Number			Farms reporting		Number	
	1940 (Apr.1)	1935 (Jan.1)	1930 (Apr.1)	1940 (Apr. 1)	1935 (Jan. 1)	1930 (Apr. 1)	1939	1934	1939	1934	1929	1939	1934	1929	1939	1934	1929	1939	1929	1939	1929
TENNESSEE—Con.																					
Knox																					
Total	4,315	4,768	3,597	139,856	171,481	142,563	4,068	4,542	765,698	773,011	949,987	3,979	4,421	3,578	254,185	235,184	320,042	2,097	2,336	98,957	160,148
None	—	—	—	—	—	—	31	13	4,206	1,822	1,849	56	12	19	3,130	943	18,807	34	17	2,920	18,492
Under 25	2,029	1,802	2,732	29,216	27,029	63,734	1,837	1,646	164,200	115,162	451,625	1,764	1,587	2,701	77,002	44,695	148,485	736	1,622	30,622	60,789
25-49	1,525	1,889		49,517	60,822		1,461	1,830	252,712	279,354		1,435	1,805		84,802	87,248		814		25,920	
50-99	610	846	667	36,835	50,928	41,049	591	829	182,728	229,743	248,973	579	818	662	53,431	67,047	61,663	395	527	20,916	26,083
100-199	124	201	147	14,498	23,395	17,681	122	194	83,717	101,789	107,094	118	191	146	20,287	28,381	24,662	96	124	10,994	11,489
200-399	19	25	32	4,645	6,015	7,684	18	25	31,253	30,312	55,716	19	23	31	7,771	5,665	11,700	14	31	3,861	6,770
400 and over	8	5	19	5,145	3,292	12,415	8	5	46,882	14,829	84,730	8	5	19	7,762	3,205	54,725	8	15	3,724	36,525
Lake																					
Total	367	680	731	13,272	28,823	16,525	363	673	70,307	70,872	130,839	355	668	478	35,016	59,923	27,053	190	65	9,361	2,136
None	—	—	—	—	—	—	3	—	190	—	—	1	—	—	50	—	—	3	—	67	—
Under 25	150	182	689	2,391	3,330	13,848	145	178	16,516	7,665	113,084	140	171	445	9,163	8,635	22,870	67	56	2,200	1,793
25-49	142	277		4,569	9,538		142	276	21,970	29,918		141	276		13,072	22,649		75		3,396	
50-99	62	176	37	3,692	10,721	2,121	60	174	15,465	25,154	13,867	60	176	29	7,931	20,004	3,532	38	8	2,323	334
100-199	7	43	5	920	4,814	556	7	43	5,080	7,285	3,888	7	43	4	1,600	7,985	651	4	1	675	9
200 and over	6	2	—	1,700	420	—	6	2	11,086	850	—	6	2	—	3,200	650	—	3	—	700	—
Lauderdale																					
Total	2,901	3,434	3,108	64,097	97,647	68,378	2,719	3,344	313,247	273,653	402,339	2,732	3,332	3,024	183,008	233,539	176,862	1,197	1,225	36,779	40,932
None	—	—	—	—	—	—	18	2	974	70	582	19	2	11	575	135	323	10	9	216	139
Under 25	1,852	1,726	2,913	25,256	24,427	53,224	1,683	1,652	132,171	69,970	318,095	1,676	1,637	2,819	85,394	70,931	149,564	594	1,086	14,638	32,192
25-49	876	1,182		27,818	37,990		851	1,167	132,142	108,018		865	1,172		75,543	93,223		478		18,704	
50-99	157	472	164	9,221	28,670	9,916	151	471	39,761	78,164	54,357	156	469	164	19,196	54,311	20,287	105	105	4,426	6,388
100 and over	16	54	31	1,802	6,560	5,238	16	52	8,199	17,631	29,305	16	52	30	2,300	14,939	6,688	10	25	797	2,213
Lawrence																					
Total	3,367	3,617	3,556	107,636	141,764	109,872	3,244	3,515	643,030	421,043	694,843	3,193	3,505	3,495	240,877	263,936	215,120	2,539	2,545	113,837	95,245
None	—	—	—	—	—	—	34	21	5,628	1,180	1,287	41	24	12	2,255	1,555	522	36	10	1,382	315
Under 25	1,596	1,009	2,965	24,087	15,348	67,741	1,485	934	173,610	51,337	469,334	1,442	925	2,896	78,734	39,803	154,647	1,062	2,041	36,658	67,809
25-49	1,253	1,521		40,376	50,692		1,213	1,487	246,567	148,251		1,207	1,485		92,804	98,096		994		43,016	
50-99	423	946	512	30,739	58,310	31,532	417	932	148,308	159,457	167,835	412	931	509	49,962	96,800	47,871	366	429	23,023	21,765
100-199	87	134	66	10,712	15,304	7,725	87	134	58,877	51,160	39,185	83	133	65	14,222	23,372	9,045	73	55	7,628	4,091
200 and over	8	7	13	1,722	2,110	2,874	8	7	10,040	9,658	17,202	8	7	13	2,900	4,310	3,035	8	10	2,150	1,265
Lewis																					
Total	560	507	476	15,358	19,776	17,371	549	486	94,641	72,677	113,946	534	484	474	38,983	33,395	42,384	283	353	10,751	16,334
None	—	—	—	—	—	—	13	—	563	—	—	15	1	—	664	12	—	7	—	139	—
Under 25	337	133	367	4,511	1,954	8,773	316	118	31,867	8,651	55,750	299	116	365	13,918	4,578	25,196	130	254	3,059	9,672
25-49	144	222		4,714	7,309		142	217	28,978	25,626		141	216		12,256	13,045		91		3,520	
50-99	64	135	85	3,880	8,270	5,421	63	134	19,471	30,585	35,631	64	134	85	7,285	12,890	12,278	45	78	1,860	4,680
100-199	12	15	21	1,453	1,793	2,492	12	15	9,730	6,865	17,405	12	15	21	3,360	2,420	3,980	10	21	2,173	1,982
200 and over	3	2	3	800	450	685	3	2	4,032	950	5,160	3	2	3	1,500	450	930				

Lincoln																			
Total	3,788	3,892	3,649	189,675	249,985	202,715	3,575	3,696	1,103,278	1,117,632	1,147,315	3,605	3,731	3,636	295,842	317,879	314,662	2,235	2,225	69,125	98,913
None							21	8	4,458	1,817	834	20	9	8	1,252	1,422	435	17	5	393	255
Under 25	972	522	2,066	14,401	8,416	50,701	842	456	100,637	33,790	294,745	862	461	2,054	39,536	18,054	111,415	429	998	9,198	28,718
25-49	1,286	1,238		42,571	41,563		1,221	1,174	275,835	171,254		1,226	1,189		83,817	60,359		763		18,722	
50-99	1,026	1,273	935	84,828	81,564	59,830	995	1,225	355,715	380,184	332,404	1,001	1,235	929	96,669	108,307	94,455	671	679	20,621	29,605
100-199	446	733	547	53,208	88,627	66,737	439	713	271,338	404,389	372,058	438	718	546	60,583	100,694	82,813	311	456	15,996	30,050
200-399	54	121	94	12,115	27,088	21,777	53	115	66,897	133,998	121,872	54	115	94	11,735	27,843	20,894	40	81	2,863	8,199
400 and over	4	5	7	2,550	2,725	3,670	4	5	28,400	12,200	25,400	4	4	7	2,250	3,200	4,650	4	6	1,330	2,110
Loudon																					
Total	1,263	1,465	1,198	55,999	63,159	49,040	1,181	1,428	310,816	326,855	359,461	1,157	1,396	1,099	75,457	80,919	74,420	816	751	27,203	30,416
None							13	9	1,599	2,418		20	9		719	627		19		419	
Under 25	402	376	827	5,775	5,526	21,053	347	342	34,707	31,257	163,727	315	318	737	12,839	10,353	40,021	189	482	4,604	16,597
25-49	437	594		14,449	19,546		411	583	83,765	101,635		402	578		22,589	28,421		282		7,404	
50-99	309	376	287	18,978	22,726	17,406	299	373	103,982	110,857	120,645	293	372	281	24,407	27,059	24,798	232	215	8,166	10,774
100-199	88	110	78	10,523	12,764	9,181	84	110	54,315	64,568	64,662	80	110	75	9,833	12,064	8,931	71	50	4,252	2,855
200 and over	27	9	6	6,274	2,597	1,400	27	9	32,448	16,120	10,427	27	9	6	5,070	2,395	670	23	4	2,378	190
McMinn																					
Total	2,664	2,539	2,363	99,000	107,915	88,579	2,628	2,496	611,722	437,860	652,435	2,541	2,390	2,352	133,287	122,513	133,497	1,637	1,456	43,974	54,294
None							5	8	900	1,815	906	4	7	8	110	240	590	6	6	152	497
Under 25	880	505	1,756	13,458	7,855	44,027	849	466	88,406	31,855	355,817	793	425	1,742	25,063	11,446	77,258	357	1,012	6,816	30,823
25-49	1,114	1,215		36,923	40,940		1,104	1,208	241,417	158,529		1,084	1,170		51,583	51,741		740		16,787	
50-99	561	684	515	34,270	41,542	31,580	561	679	199,798	169,814	210,206	554	655	510	42,066	45,101	17,148	440	360	14,783	16,922
100-199	93	121	78	10,750	14,013	8,716	93	121	55,278	57,351	55,902	91	119	78	11,201	11,395	8,846	81	68	4,161	4,113
200 and over	16	14	14	3,619	3,565	4,256	16	14	25,923	18,496	29,604	15	14	14	3,264	2,590	5,655	13	10	1,175	1,939
McNairy																					
Total	2,654	2,965	3,129	69,200	104,313	78,856	2,595	2,892	518,852	454,854	517,795	2,546	2,884	3,119	140,954	159,193	164,716	1,964	2,138	62,316	62,842
None							16	2	2,218	48	1,871	18	2	19	1,988	75	943	22	19	1,656	506
Under 25	1,423	946	2,834	21,144	15,002	60,670	1,359	886	173,504	73,207	402,481	1,327	882	2,806	54,111	30,508	136,577	948	1,875	21,966	51,327
25-49	981	1,373		31,295	45,555		971	1,359	230,804	214,224		955	1,354		58,707	74,361		775		25,501	
50-99	223	590	283	13,299	35,000	18,776	222	589	85,536	145,756	104,203	219	590	282	19,653	47,458	24,841	195	232	9,114	9,597
100-199	24	43	12	2,757	4,711	1,410	24	43	23,190	18,894	9,240	24	43	12	3,395	5,271	2,355	24	12	4,079	1,412
200 and over	3	13		705	4,045		3	13	3,600	2,725		3	13		3,100	1,520					
Macon																					
Total	2,526	2,728	2,521	111,933	140,461	126,409	2,486	2,897	566,837	469,086	692,852	2,473	2,650	2,493	197,036	187,355	206,087	2,114	2,108	89,443	103,400
None							16	2	1,669	45	1,457	18	4	10	1,280	128	671	15	10	754	486
Under 25	569	453	1,484	8,908	7,294	40,318	531	433	51,555	23,903	243,227	521	426	1,452	26,893	15,969	78,517	392	1,127	11,617	36,483
25-49	1,073	1,040		36,152	34,951		1,060	1,032	190,993	108,078		1,058	1,015		70,525	55,976		914		32,308	
50-99	714	950	807	44,254	60,225	52,466	709	946	200,925	187,346	259,796	706	923	801	66,748	76,949	78,411	638	751	30,610	39,304
100-199	150	257	206	17,104	29,441	23,788	150	256	80,275	104,581	110,405	150	254	206	24,360	29,821	30,603	159	197	11,039	15,554
200-399	17	24	15	4,015	5,850	3,717	17	24	25,790	20,153	30,044	17	24	15	5,100	4,662	5,695	13	14	1,790	2,930
400 and over	3	4	9	1,500	2,700	6,120	3	4	15,630	24,980	47,928	3	4	9	2,150	3,850	12,190	3	9	1,325	8,643
Madison																					
Total	3,444	4,015	3,918	79,898	121,891	94,981	3,190	3,801	379,957	445,234	644,259	3,200	3,591	3,813	187,225	198,670	194,549	1,023	1,775	40,879	50,357
None							36	3	2,768	188	515	39	3	11	2,006	125	364	18	6	703	220
Under 25	2,260	1,802	3,545	29,272	26,215	68,971	2,012	1,640	137,529	89,136	484,868	2,012	1,520	3,434	71,556	49,593	152,766	502	1,515	11,708	37,427
25-49	937	1,538		29,668	49,918		903	1,499	126,796	189,676		904	1,442		55,458	85,669		371		10,700	
50-99	205	600	324	12,216	36,200	19,197	198	587	52,253	130,659	110,341	205	558	320	19,720	52,208	33,685	102	217	4,928	10,406
100-199	28	69	41	3,247	8,108	4,773	28	66	17,756	30,300	32,065	27	62	40	7,160	9,050	5,599	18	30	4,170	1,729
200-399	10	5	8	2,255	1,050	2,040	10	5	23,393	4,375	16,470	9	5	8	5,375	1,125	2,135	8	5	4,375	575
400 and over	4	1		3,240	400		3	1	19,462	900		4	1		5,950	900		4		4,295	
Marion																					
Total	759	1,162	896	36,992	45,297	36,798	756	1,062	202,319	151,551	252,204	685	1,082	894	46,041	58,781	58,948	311	497	13,851	17,900
None							12	3	1,773	170	9,827	11	3	5	781	120	912	7	4	550	834
Under 25	142	412	619	2,153	6,104	15,163	136	352	12,072	21,373	111,415	106	363	612	4,663	11,651	30,117	33	289	1,054	7,338
25-49	332	430		10,849	13,715		328	397	63,519	41,827		315	405		16,072	18,660		128		3,948	
50-99	194	237	215	11,788	14,246	13,389	190	231	64,773	47,011	79,881	176	231	215	12,565	18,098	18,701	81	157	3,087	6,191
100-199	71	72	55	7,702	8,148	6,436	70	69	37,023	27,777	38,444	58	70	55	7,375	7,862	7,128	44	40	2,946	2,412
200 and over	20	11	7	4,500	3,084	1,810	20	10	23,159	13,393	12,637	19	10	7	4,585	2,390	2,090	18	7	2,286	1,125

COUNTY TABLE 1.—CHICKENS ON FARMS 1940, 1935, AND 1930; CHICKEN EGGS PRODUCED AND CHICKENS RAISED 1939, 1934, AND 1929; AND CHICKENS SOLD, 1939 AND 1929; CLASSIFIED BY NUMBER ON HAND—Continued

(Chickens on hand over 4 months old Apr. 1, 1940 and over 3 months old Jan. 1, 1935 and Apr. 1, 1930)

STATE OR COUNTY AND NUMBER OF CHICKENS ON HAND	CHICKENS ON HAND						CHICKEN EGGS PRODUCED					CHICKENS RAISED						CHICKENS SOLD			
	Farms reporting			Number			Farms reporting		Dozens			Farms reporting			Number			Farms reporting		Number	
	1940 (Apr.1)	1935 (Jan.1)	1930 (Apr.1)	1940 (Apr. 1)	1935 (Jan. 1)	1930 (Apr. 1)	1939	1934	1939	1934	1929	1939	1934	1929	1939	1934	1929	1939	1929	1939	1929
TENNESSEE—Con.																					
Marshall																					
Total	2,110	2,085	2,147	129,248	182,352	159,978	2,042	1,984	787,053	586,977	1,045,255	1,964	1,997	2,138	180,354	193,131	222,432	1,170	1,648	34,902	66,448
None	—	—	—	—	—	—	15	6	3,076	1,840	2,750	11	6	6	886	570	440	12	7	500	286
Under 25	277	144	660	4,001	2,193	18,955	252	111	29,702	7,147	147,655	222	106	650	9,023	4,098	42,651	91	419	1,775	12,411
25-49	586	409		20,093	14,003		564	385	130,091	45,529		544	379		38,364	23,010		298		6,819	
50-99	828	842	859	52,944	54,864	57,558	815	809	325,771	187,738	385,125	794	822	856	76,917	70,637	88,990	487	688	14,849	25,547
100-199	391	610	561	46,005	72,778	66,767	388	599	258,345	273,005	403,575	385	606	559	49,784	78,209	76,651	259	478	9,616	23,149
200 and over	28	80	67	6,205	18,514	16,718	28	78	40,068	71,718	106,150	28	78	67	5,400	16,607	13,700	23	54	1,343	5,075
Maury																					
Total	3,059	3,595	3,288	155,596	219,647	198,062	2,875	3,521	988,859	775,087	1,413,360	2,877	3,515	3,265	284,569	325,859	335,497	1,921	2,453	89,761	124,263
None	—	—	—	—	—	—	17	1	2,489	50	315	18	3	3	16,216	3,164	104	14	1	15,601	150
Under 25	662	479	1,561	9,842	7,371	40,522	573	442	68,445	27,506	344,286	571	432	1,538	29,471	17,872	106,287	297	988	6,854	35,515
25-49	1,024	1,050		34,152	35,060		948	1,052	217,983	118,956		948	1,032		74,118	68,277		620		19,447	
50-99	998	1,375	1,091	65,414	87,104	69,805	968	1,360	394,390	297,919	504,440	970	1,365	1,089	103,332	130,644	121,871	706	894	28,800	45,484
100-199	345	613	552	39,928	71,194	66,328	337	608	248,785	250,318	427,765	339	605	551	53,924	83,992	89,070	282	495	16,576	35,411
200-399	28	76	81	6,560	17,218	18,007	28	76	40,185	70,210	112,914	28	76	81	6,208	18,810	17,415	22	75	2,483	7,703
400 and over	4	2	3	1,700	1,700	3,400	4	2	16,582	12,150	23,640	3	2	3	1,300	3,100	750				
Meigs																					
Total	761	775	721	36,905	43,453	39,719	753	769	255,030	133,461	246,118	705	755	716	29,392	55,977	46,238	436	578	12,514	21,943
None	—	—	—	—	—	—	2	2	526	80	—	1	3	—	10	195	—	3	—	73	—
Under 25	172	119	542	2,703	1,948	9,470	156	115	17,694	6,801	74,637	141	113	339	3,042	3,061	15,128	76	244	1,592	6,975
25-49	279	278		9,576	9,398		272	278	64,478	31,919		266	271		8,296	14,104		151		3,545	
50-99	250	256	280	14,252	15,746	18,029	225	254	88,434	51,707	105,068	219	248	280	10,596	21,959	19,827	148	245	4,585	9,397
100-199	71	109	95	8,341	12,813	11,295	69	108	53,088	34,756	60,801	69	107	95	8,198	14,280	10,633	50	85	2,289	5,206
200 and over	9	13	4	2,033	3,550	925	9	12	10,810	8,198	5,612	9	13	4	1,250	2,378	650	8	4	430	365
Monroe																					
Total	2,324	2,686	2,500	93,151	103,287	84,487	2,263	2,548	565,076	399,765	570,372	2,207	2,455	2,487	135,190	115,427	128,307	1,684	1,620	54,189	54,750
None	—	—	—	—	—	—	14	—	2,068	—	337	15	3	2	636	95	40	13	1	458	15
Under 25	796	798	1,915	11,020	11,709	43,985	742	686	75,791	37,158	513,683	713	653	1,902	26,707	17,973	83,688	478	1,159	13,701	34,989
25-49	856	1,108		28,460	35,747		838	1,084	178,250	134,031		821	1,041		42,347	43,790		617		15,214	
50-99	514	655	508	31,904	39,100	30,295	511	651	179,889	155,888	189,889	503	638	506	41,135	39,404	33,420	434	599	16,247	15,631
100-199	157	109	69	18,552	12,206	8,107	157	109	91,053	54,906	54,522	135	107	69	18,225	10,575	7,558	123	56	6,281	3,557
200 and over	21	18	8	5,215	4,525	2,100	21	18	38,005	17,782	11,941	20	18	8	6,140	3,590	1,601	19	5	2,308	558
Montgomery																					
Total	2,825	3,528	3,295	85,057	121,600	97,857	2,712	3,494	485,846	405,795	583,813	2,746	3,115	3,257	232,587	212,427	225,169	1,828	1,924	71,051	72,277
None	—	—	—	—	—	—	28	—	6,809	—	1,528	32	—	13	2,728	—	1,401	24	14	1,732	1,143
Under 25	1,712	1,336	2,795	28,835	20,259	81,098	1,599	1,316	185,500	86,917	357,678	1,619	1,176	2,748	100,890	45,537	164,490	987	1,540	28,615	49,825
25-49	724	1,408		25,860	45,751		706	1,595	151,697	155,654		714	1,243		70,579	85,162		521		20,256	
50-99	329	660	417	20,066	40,166	24,745	319	659	101,119	135,508	135,825	322	585	416	45,165	62,978	41,500	244	305	14,665	13,925
100-199	50	112	67	5,750	12,364	7,745	50	112	28,496	41,757	35,408	49	99	66	9,100	15,910	10,317	43	53	3,718	3,245
200 and over	10	14	14	2,528	5,060	4,249	10	14	14,425	7,957	33,574	10	14	14	4,125	2,840	7,461	9	12	2,065	4,141

Moore																				
Total	758	819	753	39,984	51,066	42,370	713	809	263,744	214,974	254,196	707	813	746	65,622	71,505	70,874	494	653	16,757	34,205
None	—	—	—	—	—	—	1	—	700	—	675	1	—	7	150	—	355	1	8	100	258
Under 25	150	109	371	2,174	1,720	9,908	127	102	17,005	5,934	67,983	120	104	357	6,061	3,928	23,849	71	282	1,778	11,560
25-49	257	245		8,818	8,284		240	243	57,672	32,442		241	244		16,031	13,920		157		3,968	
50-99	242	291	261	15,479	18,833	16,871	237	290	107,173	81,201	94,028	237	291	261	24,795	27,855	27,957	179	246	6,253	13,693
100-199	105	161	108	11,927	18,904	12,943	104	161	74,354	84,223	77,765	104	161	108	15,985	23,552	15,928	82	104	3,531	7,422
200 and over	4	13	13	1,586	3,325	2,650	4	13	6,840	11,174	13,745	4	13	13	2,600	2,250	2,785	4	13	1,147	1,272
Morgan																				
Total	1,446	1,195	948	38,814	35,725	27,286	1,247	1,115	207,084	111,178	226,180	1,304	1,048	916	54,398	40,527	49,608	492	583	13,685	20,765
None	—	—	—	—	—	—	12	2	2,537	250	745	20	3	8	875	46	491	15	8	571	291
Under 25	928	560	830	13,119	8,520	17,925	755	506	79,245	25,685	155,583	788	444	793	24,831	11,899	34,727	245	463	5,454	13,077
25-49	415	575		13,254	20,012		382	549	80,115	65,039		398	544		19,181	23,150		170		4,273	
50-99	90	45	99	5,378	3,168	5,901	85	44	35,444	10,448	42,812	87	42	97	7,281	2,607	8,694	54	80	2,262	4,101
100 and over	13	15	19	2,063	2,023	3,460	13	14	9,753	9,776	29,060	13	15	18	2,250	2,525	5,696	8	12	1,125	5,284
Obion																				
Total	2,824	3,098	2,997	96,545	155,376	110,872	2,739	2,962	572,058	465,996	582,524	2,744	2,971	2,983	264,022	316,392	283,931	2,093	2,125	101,812	132,270
None	—	—	—	—	—	—	22	9	3,456	903	596	28	8	4	1,854	555	180	25	4	1,110	147
Under 25	1,153	629	2,511	18,359	10,046	58,191	1,080	551	127,060	36,550	318,392	1,077	559	2,294	72,092	29,925	176,283	712	1,530	25,561	77,919
25-49	1,092	1,136		36,379	38,797		1,064	1,086	225,359	119,091		1,088	1,086		105,286	88,627		848		41,124	
50-99	492	1,003	537	30,266	63,287	32,764	487	990	157,188	186,698	166,081	485	992	536	65,518	126,834	73,091	437	461	25,815	35,156
100-199	77	296	130	9,123	34,441	14,957	76	293	47,091	96,113	77,748	76	292	130	14,647	57,988	28,176	85	112	6,256	15,475
200 and over	10	34	19	2,418	8,805	4,760	10	33	11,904	26,641	19,707	10	34	19	4,625	12,463	6,201	8	18	1,946	3,573
Overton																				
Total	2,559	2,807	2,528	84,380	129,392	105,382	2,412	2,704	450,967	357,760	550,667	2,414	2,664	2,399	179,503	213,721	213,012	2,127	1,903	105,134	110,796
None	—	—	—	—	—	—	37	2	3,773	165	507	41	4	6	1,751	165	508	47	6	1,865	442
Under 25	1,132	679	1,636	16,105	10,158	39,274	988	608	91,895	29,538	254,463	1,000	596	1,508	48,924	19,748	93,749	798	1,110	26,716	45,736
25-49	870	1,006		28,851	33,989		830	984	142,296	97,335		829	963		59,937	58,808		755		34,992	
50-99	491	893	754	31,765	57,040	48,884	491	884	171,880	156,861	216,586	479	875	747	56,580	89,073	91,689	463	659	34,089	49,179
100 and over	66	229	138	7,661	28,205	17,224	66	226	41,123	73,861	79,111	65	226	138	12,311	45,927	27,066	64	128	7,472	15,439
Perry																				
Total	911	1,049	998	30,041	55,310	35,877	897	1,027	208,654	156,928	202,111	897	1,027	996	75,088	101,509	84,481	828	886	32,808	36,068
None	—	—	—	—	—	—	9	—	1,993	—	—	7	—	—	670	—	—	9	—	648	—
Under 25	357	168	734	5,453	2,575	17,640	342	153	48,695	9,337	122,642	347	150	732	21,281	8,068	52,245	301	657	8,956	22,108
25-49	371	366		11,938	13,448		364	382	82,398	37,932		363	382		30,772	27,896		340		13,320	
50-99	180	364	234	9,973	23,153	14,585	159	361	58,223	61,678	63,749	159	364	234	18,343	41,191	26,536	156	221	8,253	11,383
100 and over	23	131	30	2,677	16,134	3,672	23	131	17,345	47,981	15,720	21	131	30	4,022	24,354	5,700	22	28	1,631	2,577
Pickett																				
Total	974	1,001	895	41,774	49,436	39,519	981	953	206,634	144,042	233,242	967	968	889	99,984	89,409	79,567	875	777	52,340	41,813
None	—	—	—	—	—	—	10	3	1,443	1,535	60	8	3	2	885	365	60	10	1	970	25
Under 25	257	210	553	3,789	3,332	14,035	254	172	17,980	8,913	101,065	246	187	545	14,050	7,975	34,421	199	449	7,416	16,938
25-49	393	361		13,278	12,684		393	348	67,936	36,908		390	351		34,704	24,444		365		17,030	
50-99	249	330	269	15,469	21,299	17,229	249	330	76,260	62,029	94,700	249	327	269	33,545	36,126	31,150	229	257	17,194	16,910
100-199	70	95	72	8,163	10,680	8,005	70	95	38,315	29,128	37,052	69	95	72	15,250	18,551	13,486	67	69	9,030	7,495
200 and over	5	5	1	1,075	1,441	250	5	5	4,700	5,529	365	5	5	1	1,550	1,948	450	5	1	700	445
Polk																				
Total	969	1,314	982	32,531	44,849	33,352	915	1,288	185,939	258,828	207,808	916	1,277	899	54,393	67,498	51,024	492	604	16,806	21,012
None	—	—	—	—	—	—	—	—	—	—	299	1	—	5	96	—	280	—	7	—	183
Under 25	409	464	811	6,078	7,219	19,828	374	444	33,021	41,008	124,172	377	432	732	14,028	14,503	32,985	162	466	3,970	13,419
25-49	362	570		11,728	18,335		352	585	62,776	107,427		350	566		20,187	29,902		200		5,995	
50-99	165	255	141	10,027	15,853	8,537	158	252	61,434	91,859	48,673	155	252	133	13,852	19,589	10,764	101	106	4,278	4,165
100-199	28	24	20	3,143	2,742	2,847	26	24	17,144	15,789	13,462	26	24	19	4,705	2,754	2,820	23	16	2,023	1,100
200 and over	7	3	10	1,555	800	2,845	7	3	11,564	2,745	21,202	7	3	10	1,525	750	4,175	6	9	540	2,145

COUNTY TABLE 1.—CHICKENS ON FARMS 1940, 1935, AND 1930; CHICKEN EGGS PRODUCED AND CHICKENS RAISED 1939, 1934, AND 1929; AND CHICKENS SOLD, 1939 AND 1929; CLASSIFIED BY NUMBER ON HAND—Continued

(Chickens on hand over 4 months old Apr. 1, 1940 and over 3 months old Jan. 1, 1935 and Apr. 1, 1930)

STATE OR COUNTY AND NUMBER OF CHICKENS ON HAND	CHICKENS ON HAND						CHICKEN EGGS PRODUCED					CHICKENS RAISED						CHICKENS SOLD			
	Farms reporting			Number			Farms reporting		Dozens			Farms reporting			Number			Farms reporting		Number	
	1940 (Apr.1)	1935 (Jan.1)	1930 (Apr.1)	1940 (Apr. 1)	1935 (Jan. 1)	1930 (Apr. 1)	1939	1934	1939	1934	1929	1939	1934	1929	1939	1934	1929	1939	1929	1939	1929
TENNESSEE—Con.																					
Putnam																					
Total	2,864	3,087	2,708	92,961	143,715	119,202	2,735	2,907	415,514	565,007	644,334	2,735	2,917	2,678	207,535	250,525	255,357	2,086	2,106	94,580	114,618
None	—	—	—	—	—	—	34	4	2,772	157	1,240	36	6	10	1,654	255	670	39	10	1,404	388
Under 25	1,276	715	1,735	18,072	10,528	42,788	1,148	600	93,182	21,554	274,254	1,141	607	1,702	58,184	24,509	109,890	740	1,255	25,758	52,089
25-49	984	1,144		32,433	38,592		951	1,108	138,062	88,305		960	1,112		71,287	75,992		770		31,745	
50-99	527	936	752	32,893	59,814	49,055	525	927	158,159	155,531	258,721	521	925	748	61,948	102,465	84,622	469	662	30,275	42,036
100-199	72	246	208	8,398	28,981	24,394	72	242	35,555	85,470	113,223	72	241	205	12,225	42,779	34,850	63	188	5,428	18,671
200 and over	5	26	13	1,165	5,800	2,965	5	26	7,784	16,010	16,916	5	26	13	2,235	6,525	5,325	5	11	1,790	1,454
Rhea																					
Total	1,118	1,255	1,064	43,458	50,601	39,715	1,039	1,165	279,353	174,847	289,997	1,029	1,163	966	65,207	68,151	117,126	591	685	23,257	30,114
None	—	—	—	—	—	—	4	4	582	435	726	5	6	7	501	352	507	2	10	50	327
Under 25	379	382	787	5,622	5,593	18,646	329	331	32,864	17,203	140,050	321	331	694	11,758	11,348	89,092	145	458	3,794	19,278
25-49	422	463		13,745	15,052		400	443	88,640	48,876		394	443		21,671	21,487		224		6,572	
50-99	245	317	208	15,096	19,646	12,925	239	315	102,129	65,105	95,173	239	312	198	19,457	23,870	17,457	164	161	7,249	6,719
100-199	67	61	65	7,795	7,120	7,294	62	60	48,160	25,099	49,998	65	59	65	10,670	7,119	9,465	51	51	4,325	5,490
200 and over	5	12	4	1,200	3,210	850	5	12	6,978	18,131	4,050	5	12	4	1,390	3,975	825	5	3	1,267	300
Roane																					
Total	1,484	1,707	1,226	61,004	72,840	54,262	1,459	1,537	400,143	278,207	418,541	1,381	1,508	1,222	90,055	85,621	75,080	936	874	33,257	34,177
None	—	—	—	—	—	—	13	—	1,465	—	300	16	3	2	471	120	175	10	1	310	100
Under 25	536	520	817	8,104	7,547	20,889	505	414	62,747	25,657	171,456	455	395	814	18,224	11,199	37,716	251	531	6,408	15,558
25-49	506	651		16,879	20,421		500	586	124,255	79,397		479	574		25,588	28,351		317		8,285	
50-99	327	428	313	20,272	28,465	19,555	326	415	133,853	101,739	148,512	318	417	310	25,437	28,866	25,141	261	262	10,488	10,571
100-199	99	106	84	11,769	12,437	9,643	99	102	59,133	50,205	66,239	97	100	84	14,985	11,905	9,613	81	68	5,856	4,878
200 and over	16	22	12	3,980	5,970	4,175	16	20	18,690	21,211	32,034	16	21	12	5,350	5,180	4,455	16	12	1,910	2,990
Robertson																					
Total	2,930	3,469	3,291	88,870	122,117	90,705	2,781	3,412	498,907	502,554	572,566	2,786	3,392	3,276	259,194	302,828	240,446	1,899	1,752	74,689	68,700
None	—	—	—	—	—	—	20	2	1,507	55	2,139	28	2	15	1,695	60	910	21	7	915	370
Under 25	1,325	1,110	2,947	20,179	17,863	67,146	1,208	1,080	122,460	76,897	442,403	1,192	1,066	2,917	77,098	59,209	195,853	708	1,465	19,640	52,597
25-49	1,191	1,613		38,306	51,517		1,150	1,592	215,285	212,250		1,159	1,587		115,926	155,845		854		52,539	
50-99	353	624	304	21,058	37,000	18,153	344	618	120,921	150,286	102,570	347	616	304	48,672	82,011	36,433	262	252	15,184	13,091
100-199	56	114	34	6,347	13,002	3,908	54	114	33,053	55,281	18,573	55	113	34	13,755	22,985	8,060	49	28	5,761	2,300
200 and over	5	8	6	1,000	2,735	1,500	5	8	5,681	5,765	6,881	5	8	6	2,050	2,720	1,210	5	4	850	542
Rutherford																					
Total	3,995	4,130	4,084	195,263	249,290	231,194	3,765	3,990	1,059,361	1,129,906	1,483,131	3,810	3,969	4,061	273,748	291,289	322,205	2,356	2,411	70,441	102,204
None	—	—	—	—	—	—	16	13	2,701	742	—	20	19	2	939	1,181	110	19	3	825	128
Under 25	1,030	704	2,034	13,937	10,489	51,639	861	627	78,839	42,161	353,068	892	601	2,012	55,745	19,776	108,418	391	969	8,448	51,879
25-49	1,253	1,240		42,343	41,425		1,204	1,190	229,402	165,206		1,209	1,188		75,055	59,538		750		18,748	
50-99	1,250	1,362	1,349	79,686	87,129	86,902	1,229	1,343	430,656	394,957	549,370	1,251	1,346	1,348	105,579	106,308	121,018	847	926	25,260	38,596
100-199	418	716	621	49,268	85,699	75,248	411	709	256,785	394,587	458,270	414	709	621	46,893	83,476	75,619	317	444	13,779	24,233
200 and over	44	108	80	10,029	24,548	19,405	44	108	60,980	132,305	122,425	44	106	80	9,557	21,010	17,040	52	69	3,581	7,588

Scott																				
Total	1,372	1,411	1,056	33,127	39,985	28,661	1,306	1,360	204,107	110,983	178,380	1,281	1,145	999	50,840	43,288	48,413	516	429	12,195	13,039
None							7	29	382	397	20	8	33	5	253	596	257	7	3	228	71
Under 25	760	712	808	11,327	10,115	19,872	704	647	70,814	22,214	123,455	692	485	870	22,525	13,133	36,980	255	352	5,347	8,993
25-49	537	528		17,144	16,880		521	513	102,734	49,182		510	467		22,711	17,729		214		4,908	
50-99	72	140	107	4,551	8,504	6,176	71	139	27,656	25,318	35,192	68	129	103	5,071	8,147	7,554	40	74	1,712	3,975
100 and over	3	33	21	325	4,464	2,613	3	32	2,541	13,872	17,713	3	51	21	500	3,683	3,682				
Sequatchie																					
Total	571	544	470	21,419	22,425	19,658	498	539	91,959	104,821	146,278	526	525	458	28,612	28,255	31,547	293	283	8,889	11,106
None							5		262			7			84			5	1	144	100
Under 25	266	209	325	3,731	3,048	7,293	221	205	12,805	15,281	59,614	228	194	318	7,857	5,751	14,768	114	188	2,347	4,655
25-49	159	189		5,627	5,788		148	189	22,657	27,666		151	188		7,317	8,509		75		1,734	
50-99	97	121	107	5,956	7,574	6,854	82	121	26,908	54,476	52,061	95	119	104	7,894	8,722	8,964	65	80	2,119	2,792
100-199	46	41	32	5,505	4,885	3,706	39	40	24,879	20,818	27,147	44	40	32	4,810	4,555	5,215	34	34	2,545	3,559
200 and over	3	4	6	600	1,150	1,785	3	4	4,448	6,580	7,456	3	4	6	850	718	2,400				
Sevier																					
Total	3,164	2,715	2,660	124,027	122,524	116,191	3,054	2,648	789,158	510,617	787,790	3,046	2,579	2,540	192,648	168,454	179,695	2,567	2,074	88,618	92,082
None							19	9	2,884	1,194	3,681	24	8	18	912	205	840	20	17	575	879
Under 25	1,103	592	1,742	16,257	9,483	45,592	1,001	531	122,776	57,003	342,145	1,002	500	1,612	58,714	18,669	86,662	755	1,233	16,913	43,185
25-49	1,160	1,142		58,626	58,201		1,140	1,129	258,297	164,342		1,129	1,105		64,479	58,292		969		29,594	
50-99	700	773	714	43,776	48,551	44,557	693	771	264,277	203,852	284,865	690	760	708	59,268	60,633	63,880	633	639	26,990	33,938
100-199	190	186	185	22,171	21,564	21,557	190	186	125,986	86,188	136,353	190	186	185	25,973	24,760	24,438	179	187	12,674	12,495
200 and over	11	22	19	3,217	4,945	4,505	11	22	14,938	18,078	20,748	11	20	18	3,300	5,895	5,875	11	18	1,870	1,785
Shelby																					
Total	6,242	6,928	5,961	175,695	206,351	160,684	5,741	6,645	1,042,241	937,475	965,297	5,342	6,441	5,811	341,770	377,539	328,855	1,072	1,169	90,836	72,945
None							49	9	6,764	344	415	68	11	17	7,614	927	748	28	8	5,583	266
Under 25	3,981	3,988	5,319	49,197	53,195	93,788	3,541	3,752	255,877	218,209	547,116	3,202	3,653	5,166	112,273	123,496	213,814	419	880	11,693	27,922
25-49	1,602	2,046		51,280	64,828		1,522	1,999	279,574	257,309		1,452	1,918		100,475	124,209		555		23,182	
50-99	452	716	474	27,425	42,792	29,379	431	694	137,014	173,759	157,326	423	675	463	47,288	70,875	49,134	159	195	14,823	12,349
100-199	138	152	118	16,775	15,245	15,953	132	129	82,287	71,553	70,197	132	123	115	29,072	20,815	20,797	73	57	13,661	10,891
200-399	49	41	32	12,641	10,640	8,000	46	38	82,848	80,533	48,595	45	38	32	17,604	13,983	11,574	27	15	5,826	3,486
400-799	14	16	(1)	6,897	7,658	(1)	14	15	49,439	51,994	(1)	14	15	(1)	9,112	9,793	(1)	10	(1)	5,075	(1)
800-1599	3	6	(1)	2,700	6,575	(1)	5	6	45,450	55,603	(1)	5	5	(1)	4,850	4,900	(1)	3	(1)	10,993	(1)
1600 and over	3	3	(1)	8,800	5,418	(1)	3	3	102,988	48,569	(1)	3	3	(1)	13,482	8,541	(1)				
400-699	14	15	8	6,897	6,957	3,724	14	14	49,439	50,534	28,735	14	14	8	9,112	9,593	5,850	10	7	5,075	2,575
700-999	2	3	6	1,700	2,551	4,460	2	3	23,550	22,220	36,998	2	3	6	1,350	1,500	7,756	——	4	——	4,456
1000 and over	4	7	4	9,800	10,145	7,400	4	7	124,888	63,212	75,915	4	6	4	16,982	12,141	19,200	3	3	10,993	11,000
Smith																					
Total	2,778	2,755	2,501	153,958	189,222	169,974	2,685	2,670	786,251	614,946	875,271	2,705	2,669	2,444	280,251	317,764	247,927	2,221	2,088	98,679	114,906
None							11	2	1,911	100	2,520	10	2	10	956	149	850	9	10	445	440
Under 25	434	254	945	6,863	3,689	26,945	391	215	59,451	13,387	175,594	396	210	886	23,589	11,428	58,583	265	685	7,951	24,892
25-49	891	680		30,657	23,118		868	656	157,734	80,275		864	653		71,755	50,182		702		24,211	
50-99	1,082	1,125	958	69,908	72,349	62,729	1,051	1,107	341,372	231,000	331,541	1,065	1,113	952	118,952	124,929	95,282	915	849	40,892	41,751
100-199	347	825	551	40,985	73,426	82,975	342	625	217,088	254,634	289,386	348	622	527	58,122	109,716	76,552	309	478	22,041	38,981
200 and over	24	69	89	5,585	16,640	17,327	24	69	28,695	55,550	78,230	24	69	69	6,879	21,360	16,860	21	66	3,359	8,842
Stewart																					
Total	1,744	1,453	1,692	58,040	69,456	51,824	1,679	1,417	327,725	205,765	357,699	1,700	1,565	1,684	151,147	127,151	110,896	1,422	1,062	66,014	58,185
None							17	1	1,608	200	1,165	23	5	5	1,601	300	301	20	2	1,178	22
Under 25	715	536	1,408	10,882	5,449	52,158	654	531	81,529	16,906	227,644	662	517	1,398	42,148	16,204	79,168	516	869	17,402	27,754
25-49	685	524		22,350	17,489		665	513	124,834	56,654		672	494		60,655	37,968		585		26,957	
50-99	286	410	248	17,205	25,694	15,149	282	410	81,820	70,075	95,851	282	397	248	34,581	43,448	25,867	254	186	16,458	8,178
100 and over	62	183	36	7,603	20,824	4,537	61	162	37,954	61,928	35,058	61	152	35	12,184	29,211	5,560	49	25	4,019	2,209

[1] Comparison with later censuses may be found in groups below beginning with 400-699.

COUNTY TABLE 1.—CHICKENS ON FARMS 1940, 1935, AND 1930; CHICKEN EGGS PRODUCED AND CHICKENS RAISED 1939, 1934, AND 1929; AND CHICKENS SOLD, 1939 AND 1929; CLASSIFIED BY NUMBER ON HAND—Continued

(Chickens on hand over 4 months old Apr. 1, 1940 and over 3 months old Jan. 1, 1935 and Apr. 1, 1930)

STATE OR COUNTY AND NUMBER OF CHICKENS ON HAND	CHICKENS ON HAND						CHICKEN EGGS PRODUCED					CHICKENS RAISED						CHICKENS SOLD			
	Farms reporting			Number			Farms reporting		Dozens			Farms reporting			Number			Farms reporting		Number	
	1940 (Apr. 1)	1935 (Jan. 1)	1930 (Apr. 1)	1940 (Apr. 1)	1935 (Jan. 1)	1930 (Apr. 1)	1939	1934	1939	1934	1929	1939	1934	1929	1939	1934	1929	1939	1929	1939	1929
TENNESSEE—Con.																					
Sullivan																					
Total	3,297	3,499	2,974	136,189	186,226	171,491	3,166	3,396	819,364	656,835	1,295,234	3,168	3,406	2,937	235,158	299,245	302,943	1,956	2,384	87,764	157,173
None	———	———	———	———	———	———	30	———	5,324	———	376	49	———	7	2,428	———	474	24	6	952	590
Under 25	1,160	648	1,680	16,691	10,184	43,053	1,027	579	116,294	32,620	348,392	1,031	587	1,640	44,910	24,542	104,672	485	1,194	14,403	49,750
25-49	1,148	1,221		37,857	41,170		1,126	1,198	217,160	137,676		1,110	1,202		71,749	80,432		694		24,232	
50-99	738	1,186	873	45,402	74,770	55,331	736	1,176	250,032	255,459	423,767	730	1,176	870	69,414	118,069	97,156	548	789	26,745	50,586
100-199	213	395	355	24,685	46,567	41,942	210	394	146,598	165,725	298,359	210	393	354	30,002	61,552	60,400	171	333	12,426	32,553
200-399	33	44	47	7,869	10,535	11,290	32	44	49,456	35,999	80,455	33	43	47	10,355	12,950	13,441	29	43	5,081	8,049
400 and over	5	5	19	3,685	3,000	19,875	5	5	34,500	29,356	145,885	5	5	19	6,300	1,900	26,800	5	19	3,925	15,645
Sumner																					
Total	4,194	4,309	4,127	172,188	202,775	191,872	4,104	4,252	1,010,693	894,565	1,337,538	4,013	4,126	4,066	330,133	293,096	331,867	2,833	2,751	109,679	122,318
None	———	———	———	———	———	———	23	4	2,227	4,495	1,475	29	5	8	1,679	1,475	654	21	7	1,002	262
Under 25	1,233	1,029	2,678	18,951	15,903	66,433	1,164	997	123,678	65,975	531,512	1,102	912	2,621	58,401	32,735	157,787	683	1,708	22,064	60,117
25-49	1,648	1,678		54,049	55,405		1,626	1,658	337,256	233,228		1,601	1,642		119,100	91,238		1,174		38,906	
50-99	1,038	1,152	977	63,352	71,918	59,951	1,021	1,147	359,390	312,895	368,065	1,010	1,126	970	105,684	97,110	95,727	754	713	33,993	34,745
100-199	240	392	403	27,431	45,400	47,231	235	389	140,672	209,170	315,853	236	386	400	35,844	55,018	58,383	175	265	9,521	17,291
200 and over	35	58	69	8,405	14,149	18,257	35	57	47,470	68,802	120,633	35	55	67	9,425	15,520	19,316	26	58	4,193	9,903
Tipton																					
Total	3,605	4,157	3,983	91,294	131,659	98,273	3,460	4,031	469,935	427,476	576,943	3,404	4,023	3,800	190,134	245,990	204,943	1,122	1,763	32,394	54,249
None	———	———	———	———	———	———	13	———	767	———	725	19	1	7	449	75	341	5	3	103	39
Under 25	1,986	1,745	3,568	27,546	25,978	70,676	1,856	1,641	149,480	75,553	433,044	1,806	1,624	3,386	69,745	58,223	161,832	460	1,472	8,766	40,428
25-49	1,261	1,625		40,616	52,419		1,237	1,606	207,690	167,909		1,234	1,614		84,393	104,555		475		14,911	
50-99	323	685	376	18,901	40,243	22,677	321	683	90,552	131,176	115,808	313	682	369	29,921	67,511	36,744	161	258	7,015	11,514
100-199	32	94	36	3,631	10,408	4,080	30	93	16,732	38,163	20,686	29	94	35	4,591	12,981	4,876	21	30	1,599	2,268
200 and over	3	8	3	600	2,611	840	3	8	4,714	14,675	6,680	3	8	3	1,035	2,645	1,150				
Trousdale																					
Total	880	951	895	47,710	61,905	56,553	853	901	255,306	143,236	243,968	842	920	880	92,567	94,718	86,584	624	625	25,180	31,545
None	———	———	———	———	———	———	2	4	1,190	475	———	1	4	———	135	265	———	3	———	185	———
Under 25	144	130	379	2,161	1,995	9,948	127	112	14,076	3,026	54,112	123	117	369	7,604	5,427	22,876	71	220	2,002	8,008
25-49	287	217		9,943	6,932		277	202	57,388	14,892		273	205		23,627	14,586		193		5,811	
50-99	352	379	319	21,861	24,350	21,145	350	365	108,352	51,584	88,619	349	370	319	41,862	37,240	35,006	276	246	10,988	12,486
100-199	83	205	176	9,800	23,753	20,640	83	198	50,556	63,454	84,811	82	204	173	13,861	32,590	24,362	68	143	4,376	9,356
200 and over	14	20	21	3,945	4,875	4,820	14	20	23,744	9,805	16,426	14	20	19	5,478	4,610	4,340	13	16	1,818	1,695
Unicoi																					
Total	928	1,034	745	19,359	26,269	14,542	843	954	110,628	124,568	92,816	850	838	736	45,228	34,040	36,469	470	449	15,958	13,745
None	———	———	———	———	———	———	9	1	955	50	908	15	1	15	524	75	706	10	12	275	458
Under 25	655	585	709	8,751	8,179	11,969	573	518	51,206	34,798	75,471	574	435	685	25,253	11,417	31,423	311	417	8,941	12,083
25-49	208	343		6,363	10,668		198	330	34,271	47,529		198	305		13,141	15,193		114		4,422	
50-99	62	92	28	3,680	5,649	1,658	60	91	17,405	30,254	10,037	60	83	28	5,060	5,776	2,985	32	17	1,720	964
100 and over	3	14	8	565	1,773	915	3	14	6,791	11,937	6,400	3	14	8	1,250	1,579	1,355	3	3	600	240

Union																				
Total	1,321	1,964	1,840	49,940	101,748	92,940	1,295	2,034	299,032	453,523	601,206	1,270	2,051	1,833	74,880	138,998	125,917	940	1,316	27,682	55,896
None	—	—	—	—	—	—	8	111	970	27,279	456	12	112	7	541	7,557	515	13	5	393	180
Under 25	404	296	1,080	5,947	4,737	29,197	378	272	45,084	23,073	224,541	359	284	1,069	13,429	10,911	54,734	240	664	4,860	22,182
25-49	587	744		19,031	25,433		561	755	112,747	103,814		553	738		30,370	38,605		412		10,498	
50-99	289	696	534	17,393	43,074	33,578	286	692	97,897	178,348	218,892	285	692	531	22,198	53,368	45,939	222	455	8,372	20,615
100-199	58	206	194	6,919	25,099	22,068	57	202	40,674	96,892	115,727	58	203	194	7,927	24,105	21,182	50	167	3,384	10,280
200 and over	3	22	32	650	5,405	8,097	3	22	3,660	24,117	41,590	3	22	32	415	4,454	5,547	5	25	175	2,639
Van Buren																					
Total	441	514	454	14,946	20,505	18,394	427	476	85,046	56,814	100,373	423	480	405	27,867	31,457	33,274	301	364	12,368	16,088
None	—	—	—	—	—	—	2	1	145	15	—	5	1	1	104	27	7	4	—	41	—
Under 25	166	155	306	2,415	2,216	7,265	156	119	14,703	4,946	42,958	152	123	259	6,160	4,001	15,955	82	228	2,582	7,457
25-49	176	202		5,993	6,821		171	200	37,138	21,558		168	199		11,107	11,613		136		5,073	
50-99	92	133	121	5,703	8,178	7,853	91	152	28,407	23,405	42,488	92	133	118	9,311	12,096	12,625	74	111	4,411	6,380
100 and over	7	24	27	835	3,290	3,276	7	24	4,653	6,890	14,927	6	24	27	1,185	3,720	4,687	5	25	261	2,251
Warren																					
Total	2,517	2,560	2,479	110,575	136,818	137,242	2,458	2,536	713,290	536,982	911,035	2,427	2,513	2,478	192,286	198,246	207,235	1,949	2,010	94,584	99,495
None	—	—	—	—	—	—	41	7	7,237	753	305	49	8	4	2,751	530	375	35	6	1,682	295
Under 25	712	414	1,196	10,400	6,436	53,011	653	392	81,386	25,749	244,062	638	387	1,192	31,441	15,702	62,959	460	828	16,788	25,946
25-49	925	830		31,234	28,154		897	823	202,113	113,295		885	817		58,914	48,594		703		28,196	
50-99	710	1,031	956	44,922	66,137	62,499	699	1,029	264,120	256,193	403,551	692	1,019	955	67,107	89,757	87,135	593	879	31,601	42,937
100-199	155	260	299	17,707	29,684	35,513	153	260	108,088	107,582	214,897	149	257	299	24,789	36,751	47,428	143	272	15,827	24,964
200-399	11	23	27	2,525	5,405	6,019	11	23	16,244	24,110	43,620	10	23	27	4,004	5,452	8,838	11	24	2,650	5,055
400 and over	4	2	(1)	3,787	1,000	(1)	4	2	34,102	9,300	(1)	4	2	(1)	5,300	1,900	(1)	4	(1)	1,840	(1)
400-699	1	2	1	500	1,000	400	1	2	3,000	9,300	4,600	1	2	1	1,000	1,900	500	1	1	970	300
700 and over	3	—	—	3,287	—	—	3	—	31,102	—	—	3	—	—	4,300	—	—	3	—	870	—
Washington																					
Total	2,909	3,498	2,746	148,204	185,428	162,814	2,824	3,378	1,016,854	840,835	1,204,754	2,777	3,321	2,752	244,698	266,060	283,297	1,961	2,220	95,070	143,660
None	—	—	—	—	—	—	20	1	2,464	250	1,650	31	2	9	1,858	70	769	25	8	821	522
Under 25	834	827	1,568	12,009	12,867	41,697	766	736	86,509	50,734	318,786	740	706	1,566	55,998	26,029	104,274	405	1,157	12,159	48,765
25-49	1,000	1,237		33,278	40,948		974	1,222	207,900	169,702		956	1,205		65,979	72,727		689		24,353	
50-99	751	1,030	797	45,861	64,538	49,973	742	1,019	284,222	274,247	313,339	734	1,015	797	74,058	95,096	84,304	585	710	29,161	43,012
100-199	245	315	282	29,488	37,275	33,690	243	311	193,652	171,064	228,784	240	308	282	58,115	44,337	45,588	197	255	15,865	25,275
200-399	59	74	67	14,688	17,765	17,487	59	74	102,684	101,683	145,858	58	72	67	14,660	19,521	26,352	48	59	6,773	14,486
400-799	16	11	(1)	9,080	5,960	(1)	16	11	81,643	48,430	(1)	16	11	(1)	11,150	6,655	(1)	13	(1)	4,290	(1)
800 and over	4	4	(1)	5,800	4,075	(1)	4	4	57,780	24,725	(1)	4	2	(1)	4,900	1,825	(1)	5	(1)	1,650	(1)
400-699	16	9	24	9,080	4,580	12,067	16	9	81,643	56,450	130,229	16	9	23	11,150	5,430	12,750	13	23	4,290	8,870
700 and over	4	8	8	5,800	5,475	7,900	4	6	57,780	56,705	66,108	4	4	8	4,900	2,850	9,260	5	8	1,650	4,750
Wayne																					
Total	1,406	1,554	1,531	57,814	56,424	40,221	1,357	1,515	206,657	128,586	211,498	1,322	1,502	1,497	74,950	80,004	72,554	1,078	1,157	34,387	32,589
None	—	—	—	—	—	—	5	1	574	70	50	6	—	1	257	—	5	7	3	268	60
Under 25	740	440	1,350	10,969	6,726	27,920	696	411	73,209	16,157	147,344	671	408	1,316	27,544	12,702	56,895	523	995	12,251	25,221
25-49	511	702		18,560	23,096		503	695	88,126	52,563		498	689		32,794	34,044		419		15,370	
50-99	142	371	165	8,790	22,165	10,191	140	369	37,999	47,895	53,379	154	364	162	12,720	28,378	13,304	118	143	5,683	6,105
100 and over	13	41	18	1,495	4,439	2,110	13	41	6,949	11,903	10,725	13	41	18	1,615	4,880	2,530	11	16	815	985
Weakley																					
Total	4,252	4,684	4,478	120,090	195,661	148,362	4,075	4,522	657,401	618,176	865,082	4,100	4,542	4,398	293,621	368,649	398,144	3,281	3,530	123,804	144,239
None	—	—	—	—	—	—	56	1	6,767	64	659	63	1	8	3,980	50	710	53	8	2,267	524
Under 25	2,255	1,096	3,609	34,250	17,893	87,116	2,085	1,015	197,541	67,052	544,522	2,098	1,024	3,524	110,601	46,450	289,510	1,570	2,541	45,157	90,061
25-49	1,422	2,040		46,588	69,680		1,390	1,996	227,719	255,658		1,390	1,995		106,511	144,022		1,175		42,189	
50-99	485	1,336	754	29,482	81,451	46,217	475	1,305	135,585	238,485	233,848	480	1,315	752	54,248	158,385	85,497	422	675	23,585	41,658
100-199	61	198	105	7,313	22,223	11,869	60	195	49,689	65,518	65,534	60	195	104	10,781	34,383	19,327	54	97	4,958	10,357
200 and over	9	14	10	2,477	4,414	3,160	9	14	20,300	13,599	20,499	9	14	10	7,900	5,359	3,100	9	9	5,688	1,639

[1] Comparison with later censuses may be found in groups below beginning with 400-699.

COUNTY TABLE 1.—CHICKENS ON FARMS 1940, 1935, AND 1930; CHICKEN EGGS PRODUCED AND CHICKENS RAISED 1939, 1934, AND 1929; AND CHICKENS SOLD, 1939 AND 1929; CLASSIFIED BY NUMBER ON HAND—Continued

(Chickens on hand over 4 months old Apr. 1, 1940 and over 3 months old Jan. 1, 1935 and Apr. 1, 1930)

STATE OR COUNTY AND NUMBER OF CHICKENS ON HAND	CHICKENS ON HAND						CHICKEN EGGS PRODUCED					CHICKENS RAISED						CHICKENS SOLD			
	Farms reporting			Number			Farms reporting		Dozens			Farms reporting			Number			Farms reporting		Number	
	1940 (Apr.1)	1935 (Jan.1)	1930 (April)	1940 (Apr. 1)	1935 (Jan. 1)	1930 (Apr. 1)	1939	1934	1939	1934	1929	1939	1934	1929	1939	1934	1929	1939	1929	1939	1929
TENNESSEE—Con.																					
White																					
Total	1,897	1,859	1,819	74,620	104,825	87,437	1,828	1,838	401,414	439,194	523,550	1,822	1,815	1,807	143,984	210,504	177,239	1,549	1,498	73,004	93,616
None	—	—	—	—	—	—	44	7	8,233	2,080	805	52	10	6	2,093	925	475	40	5	1,338	210
Under 25	643	273	984	9,580	4,219	24,236	563	252	59,272	13,619	175,946	550	229	968	28,748	13,014	63,832	404	733	12,787	32,240
25-49	705	581		23,785	20,007		685	577	127,439	78,644		684	575		47,148	44,542		600		23,773	
50-99	453	730	675	29,097	46,781	44,211	441	727	143,115	199,609	232,841	443	727	673	49,775	95,140	82,709	414	613	26,187	45,247
100 and over	96	275	160	12,158	33,818	18,990	95	275	63,355	145,232	113,958	93	274	160	16,220	56,883	30,223	91	147	8,919	15,919
Williamson																					
Total	3,096	2,931	2,775	146,942	184,538	182,488	3,001	2,878	839,837	711,827	1,103,500	2,947	2,851	2,759	212,619	225,230	257,680	1,580	1,839	58,156	85,323
None	—	—	—	—	—	—	8	—	855	—	4,806	13	3	13	1,313	178	1,231	12	11	1,181	507
Under 25	798	428	1,217	11,869	6,542	32,934	751	401	63,195	20,470	218,062	718	381	1,192	26,088	12,714	67,344	322	690	7,353	21,915
25-49	1,075	836		35,582	28,123		1,052	826	199,965	106,732		1,033	820		59,086	44,210		514		14,443	
50-99	904	1,064	953	56,404	68,393	61,752	875	1,056	325,458	275,976	373,524	871	1,050	949	79,118	87,387	91,634	512	670	19,886	28,629
100-199	282	516	515	33,081	61,204	62,293	278	511	194,788	231,588	348,671	275	512	515	37,240	61,856	67,573	195	397	11,534	22,354
200-399	32	84	82	7,231	18,901	17,984	32	81	42,216	72,411	112,807	32	82	82	6,126	17,835	22,640	21	64	2,359	8,133
400 and over	5	3	8	2,775	1,375	7,525	5	3	13,360	4,650	45,630	5	3	8	3,648	1,050	7,258	4	7	1,400	3,785
Wilson																					
Total	3,490	3,516	3,481	213,047	279,777	290,757	3,392	3,414	1,293,090	1,237,174	2,001,236	3,340	3,380	3,470	290,631	303,771	379,279	1,834	2,698	72,139	160,967
None	—	—	—	—	—	—	6	4	795	1,260	2,686	10	5	6	600	285	575	8	10	282	412
Under 25	562	519	1,041	8,345	4,780	28,638	519	280	47,021	17,690	247,038	489	263	1,030	23,400	10,753	65,267	187	662	6,087	24,550
25-49	970	716		33,056	24,729		948	683	196,536	95,702		932	678		64,851	38,940		476		14,889	
50-99	1,272	1,273	1,221	81,621	83,018	81,042	1,243	1,253	494,081	364,456	595,850	1,232	1,240	1,217	107,753	97,652	120,197	723	970	24,705	48,576
100-199	606	1,043	1,004	70,757	126,745	124,829	597	1,031	440,027	573,518	805,711	597	1,031	1,003	73,626	123,909	140,381	389	866	16,917	61,573
200-399	77	155	199	18,068	35,611	45,135	76	153	104,988	155,329	272,381	77	153	198	19,026	29,007	44,217	48	176	8,750	20,552
400 and over	3	10	16	1,200	4,894	11,113	3	10	9,642	29,219	77,570	3	10	16	1,375	3,225	8,642	3	14	509	5,304
TEXAS																					
Total	369,876	425,891	404,674	21,799,610	20,541,529	21,525,816	352,672	404,140	158,385,998	106,785,192	154,354,737	336,358	371,854	400,867	36,103,068	27,747,238	36,275,063	138,782	174,056	12,795,993	10,706,967
None	—	—	—	—	—	—	1,462	1,191	492,529	195,843	506,241	1,843	1,238	1,861	2,821,223	153,266	166,770	1,250	1,141	2,615,328	98,603
Under 25	100,785	148,989	250,289	1,492,579	2,197,247	5,889,840	90,357	134,097	10,544,787	9,517,440	42,514,036	81,626	116,050	245,248	3,671,111	3,925,032	13,368,451	18,565	79,437	1,037,550	3,232,089
25-49	108,011	130,449		3,640,209	4,312,973		103,456	125,506	25,778,935	20,458,119		99,422	117,372		6,985,335	6,708,943		55,610		1,784,329	
50-99	94,271	93,372	95,873	5,987,298	5,799,699	6,094,542	91,655	91,087	42,437,378	29,973,827	42,802,783	89,101	86,837	95,482	9,133,622	7,834,732	10,407,628	42,773	52,890	2,355,494	2,908,486
100-199	51,199	41,894	45,105	6,338,113	5,054,575	5,544,816	50,319	41,204	45,554,658	27,097,654	38,449,142	49,104	39,710	44,940	7,734,746	5,676,341	7,340,114	29,559	30,146	2,322,603	2,301,063
200-399	13,885	9,836	11,458	5,320,861	2,323,751	2,746,207	13,719	9,728	24,553,959	13,534,588	19,657,232	13,556	9,384	11,387	3,859,406	2,338,304	3,167,034	9,657	8,781	1,476,535	1,180,293
400-799	1,492	1,129	(1)	709,155	547,640	(1)	1,479	1,112	6,050,908	3,746,487	(1)	1,476	1,054	(1)	1,107,627	637,476	(1)	1,163	(1)	641,904	(1)
800-1599	194	181	(1)	198,080	184,696	(1)	189	174	1,883,824	1,398,714	(1)	192	170	(1)	514,783	322,111	(1)	173	(1)	364,026	(1)
1600-3199	31	32	(1)	63,877	71,420	(1)	28	32	574,550	505,584	(1)	30	30	(1)	165,251	76,520	(1)	24	(1)	117,335	(1)
3200 and over	8	9	(1)	49,438	49,548	(1)	8	9	514,470	356,936	(1)	8	9	(1)	109,964	74,513	(1)	8	(1)	80,889	(1)
400-699	1,414	1,039	1,468	653,378	482,949	692,154	1,401	1,024	5,561,039	3,278,803	5,507,284	1,398	970	1,453	1,017,283	553,271	921,989	1,094	1,235	586,310	452,556
700-999	177	175	297	139,903	137,018	230,534	175	171	1,240,436	1,011,108	2,000,913	176	164	293	231,404	191,374	326,637	160	250	145,084	180,388
1000-2499	120	117	186	160,620	152,976	243,023	114	112	1,498,798	1,121,328	2,128,501	118	110	185	493,182	255,502	390,134	100	159	357,166	221,132
2500 and over	14	20	18	66,649	80,361	84,700	14	20	723,479	596,482	788,605	14	19	18	155,756	110,473	186,306	14	17	115,594	132,357

Anderson																				
Total	3,356	3,991	3,613	117,340	116,111	122,516	3,156	3,694	809,751	640,198	869,182	3,017	3,324	3,612	204,483	165,270	219,576	969	1,179	63,981	54,614
None	———	———	———	———	———	———	15	7	5,980	218	4,314	20	8	20	2,119	211	1,135	12	11	1,498	509
Under 25	1,460	2,088	2,961	21,272	29,783	66,040	1,301	1,840	124,751	147,732	460,693	1,195	1,578	2,940	47,084	53,107	132,056	244	801	9,617	25,164
25-49	1,262	1,371		41,488	43,878		1,218	1,325	265,212	222,380		1,188	1,243		77,741	62,743		388		18,629	
50-99	508	430	499	30,930	25,658	30,319	497	421	202,744	156,756	193,788	489	401	499	43,501	32,379	46,509	239	255	11,142	12,153
100-199	87	80	115	10,796	9,537	13,820	86	79	94,699	82,442	94,112	86	75	115	12,848	9,801	20,723	54	81	4,954	6,932
200-399	29	15	28	6,804	3,900	6,437	29	15	56,203	24,750	46,720	29	12	28	7,590	3,479	8,185	24	21	4,158	3,315
400-799	7	7	(1)	3,350	3,575	(1)	7	7	26,562	25,920	(1)	7	7	(1)	5,600	3,550	(1)	5	(1)	3,550	(1)
800 and over	3	———	(1)	2,900	———	(1)	3	———	33,600	———	(1)	3	———	(1)	8,000	———	(1)	3	(1)	10,433	(1)
400-699	6	7	8	2,650	3,375	3,800	6	7	20,812	25,920	45,898	6	7	8	4,800	5,550	6,968	5	8	3,550	4,543
700 and over	4	———	2	5,600	———	2,100	4	———	39,550	———	23,657	4	———	2	8,800	———	4,000	3	2	10,433	2,000
Andrews																					
Total	100	78	67	5,849	3,591	3,263	98	78	40,799	21,440	24,165	89	74	68	9,307	5,131	7,931	44	19	2,139	2,728
None	———	———	———	———	———	———	———	———	———	———	365	———	———	1	———	———	200	———	1	———	80
Under 25	21	22	47	357	334	1,326	20	22	2,577	1,836	9,828	14	19	47	776	569	3,439	3	5	85	320
25-49	33	21		1,268	734		32	21	9,831	4,425		31	20		2,587	1,017		13		422	
50-99	28	29	10	1,610	1,818	657	28	29	10,511	12,404	4,655	26	29	10	2,635	2,856	1,392	10	5	435	716
100 and over	18	6	10	2,414	705	1,280	18	6	17,880	2,775	9,317	18	6	10	3,309	689	2,900	18	8	1,197	1,612
Angelina																					
Total	2,606	2,562	2,323	81,777	65,327	75,868	2,470	2,428	564,028	278,124	575,165	2,442	2,245	2,253	131,750	82,854	133,369	802	975	35,102	50,974
None	———	———	———	———	———	———	6	1	540	25	6,765	11	2	20	690	36	1,160	9	14	646	702
Under 25	1,186	1,393	1,946	18,394	20,758	44,378	1,081	1,272	129,445	86,021	344,812	1,051	1,138	1,858	35,838	29,469	91,215	253	741	7,058	32,758
25-49	1,029	961		32,950	29,752		1,002	951	216,790	122,183		993	913		52,101	38,622		350		10,793	
50-99	328	176	302	19,466	10,050	18,379	319	172	123,409	46,168	132,159	324	163	300	25,926	10,802	25,298	149	167	7,098	9,253
100-199	51	24	54	7,005	2,892	6,349	50	24	61,267	16,327	40,651	51	22	54	12,592	2,975	8,786	30	37	7,760	3,372
200-399	8	7	15	1,812	1,675	3,585	8	7	14,557	6,400	26,255	8	6	15	2,203	700	3,680	7	11	597	1,689
400 and over	4	1	6	2,150	400	3,177	4	1	18,020	1,000	24,523	4	1	6	2,400	250	3,230	4	5	1,150	3,200
Aransas																					
Total	86	140	108	5,465	5,957	5,751	80	131	46,974	26,054	45,475	75	104	108	9,048	6,173	9,758	41	35	3,393	3,139
None	———	———	———	———	———	———	1	———	624	———	———	2	———	———	105	———	———	1	———	80	———
Under 25	16	59	67	246	866	1,698	12	51	1,879	3,237	14,123	14	34	67	465	1,137	3,327	2	13	27	995
25-49	37	44		1,219	1,434		34	43	11,280	6,021		27	36		2,498	2,091		15		959	
50-99	17	24	24	1,117	1,517	1,542	17	24	8,493	6,570	10,893	15	23	24	1,570	1,750	2,331	12	11	792	544
100-199	9	8	14	1,258	920	1,611	9	8	9,490	5,081	12,794	9	8	14	1,710	1,030	3,325	6	9	370	1,200
200 and over	7	5	3	1,625	1,220	900	7	5	15,208	5,125	7,665	6	3	3	2,700	165	775	5	2	1,185	400
Archer																					
Total	443	655	610	28,669	35,510	36,113	428	594	213,246	178,176	280,433	424	521	604	64,273	56,677	83,563	248	293	16,961	29,343
None	———	———	———	———	———	———	2	3	759	190	1,095	4	1	1	330	40	370	2	1	48	150
Under 25	65	136	312	1,126	2,094	8,520	58	116	11,863	15,272	66,266	51	81	308	4,467	5,039	23,557	22	108	685	5,809
25-49	129	204		4,409	7,172		125	189	37,387	32,026		122	167		14,073	12,205		70		3,929	
50-99	158	191	197	10,356	12,179	12,774	152	185	70,263	52,664	106,494	156	180	198	24,708	22,928	34,294	91	109	5,816	14,045
100-199	79	90	88	9,805	10,927	10,765	79	87	71,273	58,949	83,008	79	82	84	16,570	14,620	18,592	52	63	5,051	6,679
200 and over	12	14	15	2,973	3,138	4,054	12	14	21,701	17,075	23,570	12	10	15	4,125	1,845	6,750	11	12	1,434	2,660
Armstrong																					
Total	368	374	380	32,092	37,512	37,576	363	370	249,009	175,918	257,886	343	357	380	51,800	51,487	68,916	187	222	13,147	21,703
None	———	———	———	———	———	———	4	———	424	———	955	4	———	2	145	———	125	2	2	34	210
Under 25	27	25	100	394	422	3,038	22	25	2,764	1,590	25,019	16	20	99	849	747	8,988	1	33	50	2,906
25-49	72	69		2,473	2,420		70	68	21,276	10,723		65	64		5,196	5,157		27		656	
50-99	145	130	130	9,462	8,298	8,942	143	127	73,454	38,985	62,278	134	125	130	17,681	15,241	20,137	73	76	4,480	5,694
100-199	95	102	111	11,555	12,786	13,798	95	102	83,647	64,653	88,433	95	101	110	17,449	17,081	24,241	59	76	4,742	7,228
200-399	25	41	30	6,258	10,146	7,350	25	41	46,094	45,717	53,100	25	40	30	8,080	11,071	9,375	21	26	2,385	3,615
400 and over	4	7	9	1,950	3,440	4,450	4	7	21,350	14,250	28,101	4	7	9	2,400	2,190	6,050	4	9	800	2,050

[1] Comparison with later censuses may be found in groups below beginning with 400-699.

COUNTY TABLE 1.—CHICKENS ON FARMS 1940, 1935, AND 1930; CHICKEN EGGS PRODUCED AND CHICKENS RAISED 1939, 1934, AND 1929; AND CHICKENS SOLD, 1939 AND 1929; CLASSIFIED BY NUMBER ON HAND—Continued

(Chickens on hand over 4 months old Apr. 1, 1940 and over 3 months old Jan. 1, 1935 and Apr. 1, 1930)

STATE OR COUNTY AND NUMBER OF CHICKENS ON HAND	CHICKENS ON HAND						CHICKEN EGGS PRODUCED					CHICKENS RAISED						CHICKENS SOLD			
	Farms reporting			Number			Farms reporting		Dozens			Farms reporting			Number			Farms reporting		Number	
	1940 (Apr.1)	1935 (Jan.1)	1930 (Apr.1)	1940 (Apr. 1)	1935 (Jan. 1)	1930 (Apr. 1)	1939	1934	1939	1934	1929	1939	1934	1929	1939	1934	1929	1939	1929	1939	1929
TEXAS—Continued																					
Atascosa																					
Total	1,747	2,161	1,466	77,604	84,102	77,490	1,676	2,019	475,167	507,882	585,935	1,474	1,713	1,458	108,288	110,029	133,895	721	565	39,806	45,814
None	—	—	—	—	—	—	11	2	2,719	671	1,089	10	3	4	471	128	380	8	2	260	225
Under 25	759	979	978	10,704	14,650	22,332	703	905	69,417	72,980	162,964	577	680	968	25,474	21,357	49,633	196	270	9,303	12,474
25-49	467	729		15,192	24,477		451	677	94,723	145,575		411	625		24,649	37,809		182		7,480	
50-99	323	297	289	19,950	18,365	18,449	315	284	113,052	119,994	139,652	285	262	288	24,652	22,284	29,825	192	151	9,670	9,209
100-199	151	114	132	18,798	13,613	16,591	149	110	116,215	80,238	120,269	145	106	131	20,490	14,243	23,646	104	86	7,480	7,899
200-399	37	33	56	8,360	7,797	13,443	37	32	50,590	45,899	99,472	36	29	56	8,216	7,728	17,711	32	45	4,625	7,604
400 and over	10	9	11	4,600	5,200	6,675	10	9	28,451	44,525	60,489	10	8	11	4,336	6,480	12,700	7	9	788	6,403
Austin																					
Total	2,821	3,018	2,720	253,539	242,230	247,397	2,771	2,903	1,925,153	1,476,869	1,695,678	2,650	2,746	2,720	375,443	250,132	269,321	1,632	1,599	196,278	95,445
None	—	—	—	—	—	—	8	1	1,900	100	1,027	10	4	6	21,082	110	378	7	3	15,979	93
Under 25	357	498	818	5,210	7,500	20,216	331	431	26,270	27,667	135,316	282	360	815	8,966	10,680	35,588	78	245	2,169	6,651
25-49	495	573		16,680	19,196		480	543	100,068	108,811		447	505		27,510	26,399		192		9,271	
50-99	869	948	821	57,203	61,308	53,513	858	931	411,640	388,421	359,288	836	902	820	81,868	68,550	68,328	507	480	36,058	20,644
100-199	827	775	797	104,480	97,637	101,316	823	773	804,044	571,255	683,517	805	756	796	136,120	91,243	98,269	614	621	70,206	37,440
200-399	248	212	263	58,249	50,561	61,890	246	212	487,597	333,223	433,285	245	208	262	76,372	42,325	54,808	212	233	44,921	24,477
400 and over	25	12	21	11,717	6,028	10,462	25	12	93,614	47,392	83,245	25	11	21	23,525	10,825	11,950	22	19	17,674	6,140
Bailey																					
Total	747	747	692	70,562	50,827	42,828	695	704	399,535	215,919	316,458	661	650	691	102,717	66,286	73,551	308	260	25,460	19,096
None	—	—	—	—	—	—	4	—	2,771	—	450	3	3	2	650	125	125	5	2	1,344	150
Under 25	63	111	327	974	1,887	8,773	46	91	5,224	9,950	61,417	39	76	326	2,381	3,564	17,668	10	88	718	5,058
25-49	120	183		4,386	6,472		105	174	23,929	31,131		95	162		8,164	10,440		31		1,190	
50-99	264	282	234	17,460	17,661	15,051	247	271	96,251	76,976	107,795	241	248	233	26,221	22,142	25,241	99	92	5,048	4,795
100-199	232	139	102	29,626	16,703	12,135	227	136	165,237	69,440	90,497	215	130	101	37,866	20,570	19,239	120	58	8,927	5,194
200-399	61	28	29	14,566	6,394	6,889	59	28	76,540	19,570	56,299	61	27	29	20,460	7,785	11,078	39	20	4,295	3,899
400 and over	7	4	—	3,550	1,710	—	7	4	29,583	8,852	—	7	4	—	6,975	1,660	—	4	—	1,940	—
Bandera																					
Total	598	814	606	26,591	34,827	34,004	581	778	207,856	193,097	287,628	554	714	608	27,544	36,096	45,430	222	328	8,160	17,870
None	—	—	—	—	—	—	3	—	745	—	1,142	2	—	4	150	—	330	3	3	113	260
Under 25	164	263	319	2,628	3,943	8,669	150	241	21,429	25,895	72,510	137	211	319	4,057	5,556	14,843	46	129	1,558	5,014
25-49	223	297		7,595	9,811		220	284	64,307	56,286		209	270		9,119	11,028		68		2,529	
50-99	173	194	195	10,846	12,032	12,413	170	193	77,570	63,842	105,936	168	177	193	10,126	11,600	14,815	80	126	2,992	5,653
100-199	31	55	77	5,672	6,631	9,242	31	53	26,809	38,942	74,491	31	50	77	2,672	5,504	10,667	20	57	898	4,572
200 and over	7	7	15	1,850	2,410	3,680	7	7	16,996	8,132	33,549	7	6	15	1,420	2,408	4,775	5	13	290	2,371
Bastrop																					
Total	2,224	2,725	2,680	118,946	115,313	128,339	2,094	2,593	789,782	483,202	797,878	1,995	2,398	2,658	179,590	133,803	183,113	814	1,009	70,961	47,372
None	—	—	—	—	—	—	13	7	7,338	686	1,000	13	7	6	1,100	164	410	8	5	772	205
Under 25	726	1,106	1,740	9,725	14,737	38,325	637	1,002	62,021	47,113	233,025	562	868	1,716	18,570	24,330	73,741	108	428	3,764	14,315
25-49	604	784		20,185	25,328		577	759	121,788	91,385		564	714		39,594	31,162		199		17,037	
50-99	546	564	585	34,578	34,678	37,891	526	557	204,755	140,683	236,183	523	548	584	42,539	36,239	50,351	259	320	9,710	13,239
100-199	277	224	302	34,184	26,920	36,718	270	223	222,509	125,057	224,848	263	217	299	33,862	25,423	40,341	186	218	9,515	13,199
200-399	61	38	45	14,859	8,960	10,615	61	38	116,406	46,998	68,490	60	37	45	19,460	7,585	11,420	45	32	8,896	3,216
400 and over	10	7	8	5,415	4,690	4,790	10	7	54,950	31,280	34,332	10	7	8	24,465	8,900	6,850	9	6	21,267	3,200

Baylor																				
Total	653	813	757	47,778	53,755	38,113	630	792	366,327	347,511	290,438	610	764	745	90,129	92,149	79,666	342	381	22,691	23,406
None	—	—	—	—	—	—	3	—	1,256	—	8,525	4	—	9	1,085	—	1,235	3	9	318	1,239
Under 25	86	124	454	1,417	1,964	11,822	74	108	18,896	23,573	89,977	65	91	434	5,417	6,007	33,149	18	178	773	8,470
25-49	159	250		5,613	8,898		151	248	52,414	75,750		148	242		13,778	22,364		67		2,919	
50-99	229	259	219	14,733	16,438	14,179	225	257	111,463	103,165	110,215	215	254	218	30,637	29,353	27,623	129	134	6,437	7,739
100-199	146	149	68	18,125	18,408	8,029	144	148	134,475	106,292	52,063	145	146	68	28,872	25,125	12,585	99	46	8,179	3,598
200 and over	33	31	16	7,890	8,047	4,083	33	31	47,823	38,731	29,658	33	31	16	10,340	9,300	5,074	26	14	4,065	2,360
Bee																					
Total	975	1,367	1,447	59,768	71,580	73,236	911	1,253	392,667	381,274	564,927	864	1,072	1,441	93,001	79,626	110,807	333	504	34,175	32,131
None	—	—	—	—	—	—	4	2	700	110	2,145	5	1	5	540	45	160	5	3	575	169
Under 25	281	464	906	4,089	7,123	19,369	247	427	25,473	25,996	152,493	217	290	897	10,710	8,689	37,946	60	186	4,462	6,475
25-49	255	361		8,490	11,945		233	328	48,048	51,368		225	280		14,322	14,257		57		2,633	
50-99	239	334	325	15,307	20,830	20,483	230	297	91,499	115,848	162,344	223	307	323	30,052	24,940	31,380	94	168	13,424	9,233
100-199	156	166	164	19,247	20,250	19,899	154	158	127,871	121,937	145,147	152	154	164	24,218	19,355	24,356	88	106	8,510	8,477
200-399	37	38	47	8,470	9,502	11,285	36	37	58,644	57,039	83,673	35	36	47	8,570	10,200	14,215	25	37	3,121	6,377
400 and over	7	4	5	4,165	1,930	2,200	7	4	40,432	8,976	19,125	7	4	5	4,589	2,140	2,750	4	4	1,450	1,400
Bell																					
Total	3,764	4,300	4,500	303,218	262,175	289,632	3,636	3,984	2,245,872	1,506,665	2,192,821	3,507	3,745	4,489	386,153	301,111	411,704	1,480	1,976	103,418	103,120
None	—	—	—	—	—	—	10	3	9,867	567	1,960	8	7	10	2,820	245	884	8	9	2,304	524
Under 25	397	813	1,970	6,403	12,535	51,538	338	632	48,081	67,322	413,053	303	521	1,956	11,595	17,492	96,818	57	540	1,660	20,173
25-49	799	1,232		27,877	41,982		769	1,150	214,582	233,063		712	1,070		41,254	52,000		200		7,684	
50-99	1,407	1,457	1,586	91,117	92,340	102,698	1,377	1,407	656,972	524,081	753,928	1,353	1,365	1,583	120,366	110,387	148,989	575	819	21,838	33,552
100-199	913	655	798	113,659	77,823	95,630	898	650	838,517	439,395	710,524	889	642	795	125,962	84,409	121,578	489	502	26,269	33,716
200-399	230	130	128	54,942	29,925	29,636	226	129	391,972	181,822	226,984	225	127	127	52,556	27,778	30,392	138	90	16,523	8,410
400 and over	18	13	(1)	9,220	7,570	(1)	18	13	85,881	60,415	(1)	17	13	(1)	31,600	8,800	(1)	13	(1)	27,140	(1)
400-699	14	9	13	6,220	4,220	6,030	14	9	52,140	28,250	49,472	13	9	13	6,400	3,400	7,710	9	12	3,240	3,695
700 and over	4	4	5	3,000	3,350	4,100	4	4	33,741	32,165	36,900	4	4	5	25,200	5,400	5,333	4	4	23,900	3,050
Bexar																					
Total	3,062	3,511	2,842	187,777	209,177	223,146	2,849	3,208	1,486,157	1,002,407	1,647,584	2,199	3,005	2,863	232,036	241,462	306,815	1,024	1,341	105,536	113,649
None	—	—	—	—	—	—	19	11	6,344	2,716	18,300	20	12	61	3,353	598	3,695	14	15	4,838	621
Under 25	1,076	1,227	1,298	14,861	17,622	30,592	934	1,030	107,976	64,227	229,745	572	1,038	1,266	23,194	28,928	68,896	173	369	7,811	26,557
25-49	784	871		26,228	28,613		730	797	174,280	115,664		578	698		31,614	40,202		205		9,438	
50-99	675	802	832	42,510	50,188	52,605	653	769	293,004	215,860	393,904	550	695	825	48,429	56,719	73,619	292	436	16,652	24,218
100-199	385	439	500	46,779	53,296	62,312	374	431	327,640	237,803	419,928	346	399	499	46,565	55,062	72,111	227	357	19,883	25,478
200-399	107	132	159	25,535	31,144	39,671	105	132	205,618	181,963	274,271	99	124	159	26,569	29,403	37,383	86	119	12,154	13,512
400-799	23	31	(1)	10,862	14,260	(1)	23	30	110,038	107,557	(1)	23	30	(1)	11,312	13,470	(1)	17	(1)	6,360	(1)
800-1599	7	6	(1)	8,171	6,754	(1)	6	5	89,983	34,400	(1)	6	6	(1)	7,700	10,200	(1)	6	(1)	3,020	(1)
1600 and over	5	3	(1)	12,831	7,300	(1)	5	3	151,274	42,217	(1)	5	3	(1)	33,300	6,880	(1)	4	(1)	25,380	(1)
400-699	22	30	33	10,162	13,510	15,266	22	29	103,038	102,557	127,972	22	29	33	10,612	12,870	22,039	16	30	5,560	11,005
700-999	4	2	12	3,371	1,550	9,250	4	2	40,008	5,700	78,636	4	2	12	3,650	1,600	12,672	4	8	2,550	4,858
1000-2499	6	7	8	9,281	9,754	13,450	5	6	104,316	45,917	104,828	5	7	8	8,050	11,080	16,400	4	7	2,770	7,400
2500 and over	3	1	—	9,050	3,500	—	3	1	103,933	30,000	—	3	1	—	30,000	5,000	—	3	—	23,880	—
Blanco																					
Total	592	656	660	44,887	37,015	43,136	553	613	365,857	235,760	354,217	505	550	654	54,230	43,112	46,937	183	368	25,187	16,171
None	—	—	—	—	—	—	1	1	390	180	—	2	—	—	13,982	—	—	2	1	13,958	74
Under 25	76	141	271	1,221	2,272	7,966	54	112	6,181	13,232	64,486	42	103	269	1,018	3,466	12,262	7	114	280	4,253
25-49	128	197		4,342	6,698		117	188	27,568	41,441		105	164		5,065	8,546		27		1,216	
50-99	226	224	248	14,593	13,734	16,328	221	219	112,446	80,588	132,510	196	200	247	13,514	16,320	18,314	69	153	3,344	6,410
100-199	129	72	122	15,743	8,601	14,514	127	71	133,626	57,371	120,753	128	66	120	13,116	12,087	12,306	56	84	3,506	3,840
200-399	29	20	19	7,038	4,485	4,328	29	20	69,916	31,852	36,468	28	15	18	4,960	2,125	4,055	18	16	1,833	1,594
400 and over	4	2	—	1,950	1,225	—	4	2	15,730	11,096	—	4	2	—	2,575	568	—	4	—	1,050	—

[1] Comparison with later censuses may be found in groups below beginning with 400-699.

COUNTY TABLE 1.—CHICKENS ON FARMS 1940, 1935, AND 1930; CHICKEN EGGS PRODUCED AND CHICKENS RAISED 1939, 1934, AND 1929; AND CHICKENS SOLD, 1939 AND 1929; CLASSIFIED BY NUMBER ON HAND—Continued

(Chickens on hand over 4 months old Apr. 1, 1940 and over 3 months old Jan. 1, 1935 and Apr. 1, 1930)

STATE OR COUNTY AND NUMBER OF CHICKENS ON HAND	CHICKENS ON HAND						CHICKEN EGGS PRODUCED					CHICKENS RAISED						CHICKENS SOLD			
	Farms reporting			Number			Farms reporting		Dozens			Farms reporting			Number			Farms reporting		Number	
	1940 (Apr.1)	1935 (Jan.1)	1930 (Apr.1)	1940 (Apr. 1)	1935 (Jan. 1)	1930 (Apr. 1)	1939	1934	1939	1934	1929	1939	1934	1929	1939	1934	1929	1939	1929	1939	1929
TEXAS—Continued																					
Borden																					
Total	221	248	249	16,472	14,148	12,942	209	238	119,497	36,701	84,968	192	196	243	25,299	15,363	25,249	75	115	5,915	7,154
None	—	—	—	—	—	—	—	—	—	—	932	—	—	5	—	—	364	—	2	—	190
Under 25	26	45	134	433	741	3,629	23	40	4,056	3,393	24,720	14	21	123	492	534	8,948	3	49	280	2,810
25-49	48	73		1,697	2,501		45	71	13,875	8,292		42	57		2,598	3,716		12		329	
50-99	81	84	86	5,077	5,126	5,532	76	82	36,764	13,640	35,121	74	75	86	9,056	5,694	10,596	29	47	1,878	2,628
100-199	56	43	26	6,915	5,080	3,066	55	42	46,012	11,046	18,995	52	41	26	9,703	4,619	4,541	23	17	2,028	1,526
200 and over	10	3	3	2,350	700	715	10	3	18,790	330	5,200	10	2	3	3,450	800	800	8	—	1,400	—
Bosque																					
Total	1,866	2,075	1,997	171,359	131,670	154,892	1,818	1,981	1,241,671	729,199	1,148,063	1,699	1,753	1,988	185,844	142,714	201,086	815	1,067	58,851	65,916
None	—	—	—	—	—	—	4	4	1,400	94	1,236	6	2	3	1,454	104	230	3	3	278	157
Under 25	156	415	740	2,456	6,469	20,391	141	343	24,366	28,156	159,248	101	254	732	4,222	8,247	35,810	26	269	1,510	8,406
25-49	320	565		11,423	19,346		302	548	78,581	86,973		273	469		14,122	21,196		96		4,341	
50-99	681	677	725	45,349	43,003	47,923	666	671	306,754	217,147	369,577	633	625	721	51,946	44,985	61,288	252	390	10,142	20,429
100-199	549	334	412	68,692	40,315	51,222	546	332	481,438	233,165	351,580	528	321	412	68,626	36,352	58,214	331	308	21,416	18,171
200-399	147	76	103	35,919	17,737	24,496	146	75	278,704	121,681	179,584	145	75	103	34,049	19,430	25,363	96	82	10,462	9,613
400 and over	13	8	(1)	7,520	4,800	(1)	13	8	70,428	41,983	(1)	13	7	(1)	11,425	12,400	(1)	11	(1)	10,702	(1)
400-699	10	5	11	4,520	2,250	5,040	10	5	46,078	19,508	38,918	10	4	11	4,100	5,800	10,425	11	15	10,702	8,940
700 and over	3	3	6	3,000	2,550	5,820	3	3	24,350	22,475	47,920	3	3	6	7,325	6,600	9,756				
Bowie																					
Total	3,482	4,462	4,027	121,401	126,745	118,467	3,366	4,316	892,223	702,712	794,083	3,166	3,990	3,958	195,224	195,112	219,410	1,136	1,290	58,684	64,298
None	—	—	—	—	—	—	8	32	1,609	2,445	4,425	11	33	21	600	1,193	1,390	3	12	152	722
Under 25	1,507	2,439	3,488	22,408	35,075	74,510	1,411	2,281	151,556	193,424	484,347	1,280	2,035	3,398	44,366	62,162	151,988	277	979	7,264	37,674
25-49	1,299	1,492		42,572	47,541		1,280	1,477	310,143	259,719		1,231	1,413		70,330	72,070		478		17,183	
50-99	539	443	451	32,871	26,311	27,120	532	438	253,135	141,808	174,259	512	428	451	42,804	36,543	42,893	295	234	14,794	14,141
100-199	109	66	69	13,535	7,993	7,926	108	66	92,928	41,112	55,749	105	61	69	17,529	7,068	11,299	65	48	6,516	4,065
200-399	21	13	10	5,165	3,850	2,801	20	13	39,592	24,111	18,590	20	11	10	8,345	3,621	3,493	13	8	3,895	2,098
400-799	4	6	(1)	1,950	2,825	(1)	4	6	20,960	8,453	(1)	4	6	(1)	6,150	2,455	(1)	5	(1)	8,900	(1)
800 and over	3	3	(1)	2,900	3,150	(1)	3	3	22,300	31,640	(1)	3	3	(1)	5,100	10,000	(1)				
400-699	3	6	5	1,250	2,825	2,360	3	6	13,120	8,453	19,863	3	6	5	1,150	2,455	2,455	2	5	700	1,100
700 and over	4	3	4	3,600	3,150	3,750	4	3	30,140	31,640	36,850	4	3	4	10,100	10,000	5,912	3	4	8,200	4,500
Brazoria																					
Total	1,540	2,076	1,858	84,590	102,928	109,510	1,471	1,917	620,323	608,087	788,669	1,388	1,645	1,798	114,695	117,293	173,477	308	638	31,679	56,265
None	—	—	—	—	—	—	4	1	2,095	300	1,688	7	2	3	1,874	325	835	4	4	1,681	874
Under 25	588	945	1,241	8,210	12,987	27,170	541	843	42,355	52,768	184,412	481	658	1,183	15,644	19,235	53,743	55	259	2,578	11,274
25-49	453	562		15,060	18,672		440	533	99,509	91,435		422	485		23,930	27,569		82		3,489	
50-99	301	348	343	18,546	21,421	21,927	292	331	132,226	110,221	162,390	286	309	339	26,353	24,573	35,366	88	181	5,605	11,750
100-199	136	161	177	15,983	19,006	21,078	132	150	111,244	107,305	156,807	132	141	176	17,509	16,744	28,493	62	122	4,357	10,398
200-399	44	41	67	10,419	9,739	16,199	44	40	75,209	95,447	107,056	42	34	67	11,940	8,179	21,106	25	49	4,573	7,057
400-799	12	9	(1)	6,203	4,250	(1)	12	9	52,955	29,470	(1)	12	9	(1)	9,640	3,570	(1)	9	(1)	7,196	(1)
800 and over	6	10	(1)	10,169	16,853	(1)	6	10	104,730	121,141	(1)	6	9	(1)	7,805	17,100	(1)	3	(1)	2,200	(1)
400-699	10	9	16	4,803	4,250	8,019	10	9	36,405	29,470	69,138	10	9	16	6,340	3,570	11,984	7	11	4,646	3,667
700-999	3	—	7	2,300	—	5,850	3	—	28,250	—	45,673	3	—	7	4,800	—	8,150	5	12	4,750	11,265
1000 and over	5	10	7	9,269	16,853	9,267	5	10	93,030	121,141	61,705	5	9	7	6,305	17,100	15,800				

Brazos																				
Total	1,595	1,864	2,098	66,767	62,651	75,156	1,496	1,828	458,285	287,344	505,154	1,474	1,745	2,061	192,129	112,395	156,520	458	539	75,388	35,255
None	—	—	—	—	—	—	1	1	750	30	750	5	2	1	4,208	110	100	1	1	5,900	50
Under 25	644	850	1,600	9,278	12,085	51,185	579	825	65,351	40,506	198,005	555	757	1,563	21,658	24,118	65,655	85	286	5,935	9,871
25-49	506	632		17,074	20,801		487	625	109,981	79,887		480	609		34,370	35,251		151		6,715	
50-99	341	325	387	20,691	19,307	23,955	329	322	136,040	91,995	148,085	332	322	386	57,585	31,591	37,511	157	179	9,307	7,482
100-199	82	47	91	9,556	5,490	10,811	80	47	54,992	26,607	79,072	82	46	91	19,630	8,325	14,404	47	55	8,400	5,816
200-399	14	6	13	3,621	1,470	3,377	14	6	22,551	12,475	25,932	14	6	13	5,670	2,700	6,350	12	11	3,161	3,184
400-799	2	2	(1)	850	1,000	(1)	2	2	7,250	10,450	(1)	2	1	(1)	960	2,300	(1)	1	(1)	20	(1)
800 and over	4	2	(1)	5,697	2,500	(1)	4	2	65,370	25,596	(1)	4	2	(1)	68,070	8,000	(1)	4	(1)	39,950	(1)
400-699	2	2	3	850	1,000	1,400	2	2	7,250	10,450	10,165	2	1	3	960	2,300	3,000	1	3	20	1,550
700-999	—	—	2	—	—	1,450	—	—	—	—	10,500	—	—	2	—	—	5,000	—	2	—	3,500
1000 and over	4	2	2	5,697	2,500	3,000	4	2	65,370	25,596	32,669	4	2	2	68,070	8,000	4,700	4	2	39,950	5,800
Brewster																					
Total	181	69	165	5,372	1,342	7,883	183	67	33,998	5,196	57,129	157	47	162	6,417	1,527	13,158	22	28	1,252	4,001
None	—	—	—	—	—	—	—	—	—	—	—	—	—	—	—	—	—	—	—	—	—
Under 25	102	58	124	1,457	667	2,089	87	56	7,609	2,705	13,920	85	40	122	2,377	856	4,525	4	12	80	852
25-49	56	5		1,771	160		53	5	12,752	581		50	3		2,988	181		10		417	
50-99	14	3	24	824	215	1,494	14	3	4,806	360	10,234	14	2	24	977	190	2,558	2	7	95	730
100 and over	9	3	17	1,320	300	4,300	9	3	8,831	1,550	32,975	8	2	16	2,075	300	6,075	6	9	660	2,419
Briscoe																					
Total	459	542	615	32,840	34,805	46,787	455	519	196,731	158,117	369,389	426	478	607	59,900	49,815	92,080	251	379	14,840	32,914
None	—	—	—	—	—	—	3	1	2,034	156	1,715	3	1	5	320	30	330	2	3	200	180
Under 25	50	80	228	818	1,355	6,280	48	67	5,323	6,502	50,474	40	52	218	2,435	2,751	20,341	11	104	480	7,565
25-49	127	158		4,555	5,569		125	148	32,673	23,623		112	138		10,395	10,768		43		1,720	
50-99	180	190	225	11,767	11,797	14,756	177	189	68,248	48,636	123,954	169	179	223	21,930	17,298	31,622	106	144	5,782	10,467
100-199	80	94	120	9,707	11,009	14,559	80	94	52,988	47,545	109,519	80	88	119	16,255	12,788	25,482	51	93	3,914	9,265
200-399	18	19	36	4,260	4,675	8,545	18	19	24,874	29,395	61,878	18	19	36	6,265	5,680	10,100	15	30	2,320	3,893
400 and over	4	1	6	1,733	400	2,647	4	1	10,591	260	21,829	4	1	6	2,300	500	4,205	3	5	424	1,544
Brooks																					
Total	321	347	350	7,948	9,420	6,793	308	330	56,371	56,671	46,479	278	257	349	13,580	15,966	15,836	89	48	4,160	2,747
None	—	—	—	—	—	—	2	1	232	75	2	1	2	1	30	65	1	1	1	40	160
Under 25	218	242	323	2,830	2,849	4,376	206	229	17,136	19,020	28,420	180	169	321	5,335	5,915	10,590	37	30	1,002	762
25-49	68	54		2,196	1,673		65	54	12,180	11,681		64	45		3,752	2,221		27		841	
50-99	25	41	21	1,532	2,448	1,277	25	36	11,687	15,900	8,990	24	31	21	2,523	3,015	2,970	15	12	1,080	1,060
100 and over	10	10	6	1,390	2,450	1,140	10	10	15,136	9,995	9,087	9	10	8	1,940	4,750	2,275	9	5	1,197	765
Brown																					
Total	1,939	2,098	1,942	125,149	116,189	122,420	1,884	1,996	1,049,100	705,496	926,073	1,801	1,840	1,923	168,533	136,789	191,866	791	959	46,990	65,291
None	—	—	—	—	—	—	12	4	2,903	1,302	605	13	3	5	906	70	308	11	5	658	154
Under 25	301	456	969	4,676	7,345	27,207	268	395	46,074	41,391	206,474	234	309	952	12,923	11,123	57,532	86	375	3,711	16,925
25-49	569	627		19,936	21,702		547	597	158,577	119,882		521	561		32,408	29,135		165		7,445	
50-99	679	688	631	43,680	43,021	40,429	669	677	350,235	247,668	291,702	655	653	626	59,823	52,585	66,356	302	354	15,825	21,523
100-199	327	280	270	39,871	32,381	32,476	326	279	335,970	201,320	241,641	316	270	269	43,808	31,961	41,213	185	168	12,950	13,459
200-399	57	41	58	13,806	9,490	13,669	56	40	130,336	74,153	114,205	56	40	57	14,385	9,465	13,007	38	44	4,751	4,557
400 and over	6	4	14	3,180	2,250	8,639	6	4	25,005	19,780	71,446	6	4	14	4,280	2,450	13,450	4	13	1,650	8,673
Burleson																					
Total	2,260	2,520	2,678	129,118	98,342	127,802	2,193	2,377	985,383	423,862	808,317	2,072	2,202	2,661	153,607	108,533	180,021	741	751	33,565	33,936
None	—	—	—	—	—	—	6	8	1,045	455	1,437	4	6	13	156	115	541	3	2	35	55
Under 25	671	1,017	1,665	9,477	13,997	34,750	616	895	57,992	42,444	236,475	543	785	1,646	15,326	19,132	64,287	70	267	1,182	7,250
25-49	580	807		19,469	26,043		587	784	134,529	96,575		543	742		27,702	31,601		151		3,573	
50-99	614	485	636	39,400	29,864	40,415	612	480	292,147	119,184	254,961	592	464	628	47,554	32,852	56,084	267	270	9,442	10,178
100-199	325	180	326	40,415	20,337	38,160	322	179	311,504	109,811	216,561	320	174	325	40,767	17,972	42,398	198	179	11,473	10,521
200-399	56	28	40	13,581	6,576	9,677	56	28	105,066	41,093	64,549	56	28	40	14,224	5,545	11,454	41	27	3,887	3,648
400 and over	14	3	9	6,824	1,525	4,800	14	3	63,080	14,300	34,334	14	3	9	7,878	1,336	5,257	11	6	3,973	2,284

[1] Comparison with later censuses may be found in groups below beginning with 400-699.

COUNTY TABLE 1.—CHICKENS ON FARMS 1940, 1935, AND 1930; CHICKEN EGGS PRODUCED AND CHICKENS RAISED 1939, 1934, AND 1929; AND CHICKENS SOLD, 1939 AND 1929; CLASSIFIED BY NUMBER ON HAND—Continued

(Chickens on hand over 4 months old Apr. 1, 1940 and over 3 months old Jan. 1, 1935 and Apr. 1, 1930)

STATE OR COUNTY AND NUMBER OF CHICKENS ON HAND	CHICKENS ON HAND						CHICKEN EGGS PRODUCED					CHICKENS RAISED						CHICKENS SOLD			
	Farms reporting			Number			Farms reporting		Dozens			Farms reporting			Number			Farms reporting		Number	
	1940 (Apr. 1)	1935 (Jan. 1)	1930 (Apr. 1)	1940 (Apr. 1)	1935 (Jan. 1)	1930 (Apr. 1)	1939	1934	1939	1934	1929	1939	1934	1929	1939	1934	1929	1939	1929	1939	1929
TEXAS—Continued																					
Burnet																					
Total	1,217	1,352	1,427	94,730	79,793	88,203	1,183	1,294	742,757	535,108	635,135	1,077	1,126	1,428	87,723	95,567	113,277	435	733	21,093	32,686
None							4	7	1,095	1,165	375	2	5	2	140	510	135	2	1	100	40
Under 25	134	248	620	2,067	3,955	17,151	114	208	16,667	22,780	123,438	79	173	620	2,741	5,103	29,502	14	226	501	8,108
25-49	258	405		9,114	13,827		250	390	70,314	79,436		216	338		9,800	19,024		54		1,713	
50-99	453	465	527	29,793	29,484	34,416	447	458	236,834	186,101	250,030	424	401	526	30,346	38,270	43,874	177	314	6,678	12,284
100-199	307	202	250	37,858	24,092	29,557	304	199	291,525	174,491	211,272	291	180	250	33,336	25,464	32,871	151	169	8,916	9,867
200 and over	65	32	30	15,898	8,435	7,079	64	32	126,322	71,135	50,020	65	29	30	11,360	7,196	6,895	37	23	3,185	2,387
Caldwell																					
Total	1,619	2,148	2,292	73,829	99,019	110,191	1,541	2,080	484,638	439,322	653,425	1,368	1,944	2,263	144,295	134,002	153,801	334	595	68,183	38,331
None							2	7	460	350	677	3	8	5	3,120	208	407	2	4	2,560	280
Under 25	644	805	1,590	8,897	12,368	34,093	597	753	54,581	41,313	174,835	489	664	1,565	16,630	23,515	61,038	59	250	2,238	8,772
25-49	488	682		16,038	22,272		466	662	100,482	77,919		426	630		32,462	35,411		95		10,614	
50-99	324	438	436	20,238	26,530	27,669	316	435	120,630	104,432	158,070	296	422	430	25,435	35,271	37,172	102	184	4,291	8,082
100-199	125	172	190	15,199	21,583	23,037	123	172	93,912	91,592	126,739	118	170	189	16,391	22,467	28,159	50	103	5,505	8,304
200-399	32	45	59	7,796	10,625	14,135	31	45	62,362	68,921	96,398	30	44	58	42,362	10,549	15,610	20	40	37,078	5,589
400 and over	6	6	17	5,661	5,641	11,257	6	6	52,211	54,795	96,706	6	6	16	7,895	6,581	11,415	6	14	5,897	7,304
Calhoun																					
Total	315	451	457	23,875	25,832	28,044	303	436	176,594	156,986	207,899	283	418	459	28,694	35,613	41,899	149	151	5,644	9,329
None							1		275		125	2		2	250		360	2	2	210	360
Under 25	34	106	236	536	1,723	6,124	27	95	3,653	9,642	47,741	19	88	236	809	3,039	11,773	6	44	106	1,780
25-49	70	128		2,425	4,331		65	126	18,095	24,900		57	121		3,248	7,137		20		576	
50-99	120	131	136	7,956	8,249	8,921	119	131	55,630	58,558	65,900	115	124	136	9,323	11,711	14,570	56	50	1,718	3,196
100-199	74	78	67	8,937	9,554	8,332	74	76	68,115	53,051	59,536	73	77	67	10,478	11,551	10,466	52	43	2,233	2,520
200 and over	17	8	18	4,021	1,975	4,667	17	8	30,826	10,835	34,597	17	8	18	4,588	2,175	4,730	13	12	801	1,473
Callahan																					
Total	1,312	1,468	1,349	93,666	76,277	73,138	1,230	1,400	644,734	348,826	554,657	1,182	1,247	1,350	143,029	92,946	149,504	560	703	43,432	56,027
None							7	3	2,044	232	1,000	4	3	8	570	849	678	6	6	385	436
Under 25	197	395	758	3,110	6,220	20,461	161	352	25,095	28,175	155,801	148	271	752	10,089	9,318	54,840	58	327	4,545	18,171
25-49	323	451		11,245	15,635		292	430	71,995	64,887		283	395		20,133	21,977		108		5,393	
50-99	454	428	402	29,028	26,906	25,783	438	425	196,118	130,063	202,884	422	392	401	44,603	34,095	46,649	199	232	11,389	15,181
100-199	285	166	157	34,711	19,406	18,994	279	162	232,957	94,982	136,331	272	160	157	44,176	20,377	28,754	153	116	12,186	11,926
200-399	45	24	30	11,057	6,110	6,750	45	24	73,149	24,527	48,141	45	22	30	16,278	5,195	15,083	29	21	6,589	7,713
400 and over	8	4	2	4,515	2,000	1,150	8	4	43,376	5,960	10,500	8	4	2	7,180	1,135	3,500	7	1	2,945	2,600
Cameron																					
Total	2,399	3,441	1,816	90,650	113,935	78,083	2,275	3,184	767,629	630,063	662,660	2,066	2,260	1,546	131,456	124,373	126,856	475	376	32,862	35,286
None							15		4,453		6,436	18	3	6	632	248	505	4	8	140	577
Under 25	1,156	1,842	1,293	15,200	24,725	27,043	1,047	1,616	127,649	102,914	222,700	905	1,125	1,039	26,653	28,184	50,141	85	168	3,195	9,023
25-49	650	936		21,091	30,113		629	911	182,893	174,369		583	663		32,309	30,028		125		6,622	
50-99	385	477	358	23,339	29,388	21,708	379	472	203,930	168,748	181,123	361	342	344	32,656	39,660	36,930	142	121	6,742	10,893
100-199	164	144	117	19,735	17,114	14,048	161	144	172,232	97,777	119,991	158	102	112	24,193	15,797	18,873	92	45	8,290	4,268
200-399	41	34	36	9,885	8,520	8,834	41	34	64,637	52,150	74,473	38	21	35	13,393	7,156	14,612	24	25	6,773	7,975
400 and over	3	8	12	1,400	4,075	6,450	3	7	11,835	34,105	57,937	3	4	10	1,620	3,300	5,795	3	9	1,100	2,550

Camp																				
Total	1,243	1,371	1,214	38,578	37,585	37,529	1,231	1,335	256,469	126,320	231,806	1,186	1,306	1,217	80,621	69,746	74,008	520	467	18,384	19,000
None							4	6	725	219	505	3	8	6	203	313	200	2	4	50	142
Under 25	518	698	1,006	7,741	9,851	22,360	504	665	56,491	31,553	120,230	471	636	1,003	21,221	22,539	51,998	171	338	3,829	11,974
25-49	509	487		16,504	15,600		508	481	106,832	49,775		499	479		35,864	30,039		225		8,732	
50-99	194	169	179	11,478	10,044	10,737	193	166	71,954	37,254	77,002	191	166	179	18,708	14,900	16,592	109	106	4,311	4,889
100-199	19	14	21	2,205	1,490	2,616	19	14	15,727	4,727	19,613	19	14	21	3,775	1,480	3,508	13	19	1,462	1,995
200 and over	3	3	8	650	600	1,816	3	3	4,740	2,792	14,456	3	3	8	850	475	1,710				
Carson																					
Total	402	456	408	36,133	43,705	44,370	403	430	271,371	227,452	329,084	366	407	407	65,530	67,240	93,208	183	195	14,248	28,815
None							6	1	2,790	50	5,834	6		7	1,120		1,532	4	6	598	885
Under 25	40	36	84	675	644	2,494	36	24	7,216	3,098	17,855	27	20	81	1,303	1,443	7,804	6	21	193	2,521
25-49	70	63		2,461	2,212		70	61	21,487	11,406		57	52		5,083	4,770		22		1,122	
50-99	136	164	128	9,050	10,705	8,467	136	155	71,386	61,180	61,733	125	154	124	17,288	20,045	21,424	57	56	3,907	5,974
100-199	117	155	134	14,558	19,770	17,211	116	153	102,448	105,945	124,208	112	146	134	27,859	29,398	37,173	72	75	6,231	11,120
200 and over	39	38	62	9,389	10,374	16,198	39	36	66,044	45,773	119,454	39	35	61	12,877	11,584	25,275	22	37	2,197	8,315
Cass																					
Total	3,964	4,719	4,588	129,529	121,026	118,967	3,817	4,584	891,973	493,154	785,887	3,692	4,357	4,563	217,033	189,562	244,151	1,362	1,550	48,049	58,579
None							26	11	3,434	539	695	25	13	15	853	422	567	17	12	538	289
Under 25	1,735	2,740	4,122	25,267	38,636	85,507	1,611	2,609	163,112	137,498	565,970	1,511	2,419	4,084	54,090	72,677	190,590	376	1,265	9,101	39,806
25-49	1,529	1,524		49,798	48,266		1,494	1,513	336,213	179,745		1,474	1,479		89,774	77,006		597		17,485	
50-99	560	387	404	33,440	22,862	23,903	548	383	243,303	94,123	148,271	545	380	403	47,644	27,843	39,605	286	227	11,299	12,204
100-199	117	53	50	13,738	6,095	6,141	115	53	92,001	31,387	43,300	114	52	50	14,822	6,194	9,475	68	35	4,364	4,207
200-399	18	11	10	4,186	2,895	2,531	18	11	30,757	29,850	19,641	18	10	9	6,100	2,800	3,364	13	9	2,703	1,948
400 and over	5	4	2	3,100	2,272	885	5	4	23,153	20,012	8,010	5	4	2	3,750	2,640	550	5	2	2,559	125
Castro																					
Total	593	696	632	47,965	47,402	50,853	578	687	312,630	395,713	378,556	583	644	633	86,244	76,000	88,273	213	342	14,651	24,384
None							4		3,887		300	6		1	1,785		24	5		965	
Under 25	61	90	215	1,054	1,516	6,070	57	84	8,126	13,771	44,920	54	74	215	3,047	3,887	14,854	9	71	528	4,183
25-49	116	180		4,139	6,382		113	177	28,036	56,335		112	161		10,066	12,290		24		1,423	
50-99	228	260	214	14,859	16,552	14,018	223	260	103,742	132,748	100,712	225	248	214	29,821	29,099	28,491	79	117	4,288	6,822
100-199	154	143	162	19,248	17,422	20,155	147	143	117,930	141,978	146,568	152	138	162	31,392	24,519	31,033	77	121	5,565	8,688
200 and over	34	23	41	8,665	5,530	10,610	34	23	50,909	50,881	86,056	34	23	41	10,133	6,205	13,871	19	33	1,882	4,691
Chambers																					
Total	306	366	490	17,080	22,770	31,055	304	346	132,282	123,734	240,429	250	299	486	21,772	29,110	43,380	96	249	5,819	15,052
None												1			50						
Under 25	81	105	250	1,205	1,683	6,363	80	93	11,670	6,786	50,316	59	69	247	2,616	2,048	12,424	16	86	535	3,305
25-49	82	93		2,727	3,129		82	88	22,280	14,897		62	74		3,626	5,176		20		892	
50-99	92	99	139	5,763	6,240	8,840	91	97	44,340	35,572	66,254	78	89	138	8,003	8,126	12,282	36	87	2,489	4,832
100-199	41	52	81	4,535	5,893	9,647	41	51	32,106	27,241	77,656	40	50	81	5,129	5,520	12,422	19	60	1,036	4,797
200 and over	10	17	20	2,850	5,825	6,205	10	17	21,866	39,238	46,203	10	17	20	2,348	8,240	6,252	5	16	867	2,118
Cherokee																					
Total	4,559	5,375	5,202	157,152	143,936	150,568	4,390	5,129	1,197,347	637,632	1,058,692	4,269	4,852	5,154	296,989	211,935	284,831	1,354	1,836	76,784	68,985
None							17	8	2,368	687	2,125	18	8	16	24,836	226	934	13	18	24,613	628
Under 25	1,946	2,828	4,499	29,280	41,268	97,329	1,831	2,627	207,214	177,999	688,590	1,730	2,400	4,437	69,406	71,770	209,765	374	1,417	11,651	46,334
25-49	1,681	1,947		55,073	61,443		1,623	1,906	369,725	263,766		1,614	1,863		99,293	89,831		554		16,904	
50-99	735	523	595	44,655	30,508	35,537	724	516	352,716	140,511	233,835	714	508	593	68,724	40,242	52,640	322	321	15,436	13,481
100-199	163	67	85	18,585	7,475	10,355	161	65	174,497	28,459	72,713	159	64	85	23,529	7,557	12,051	73	63	5,186	4,399
200-399	30	8	18	7,335	2,108	4,240	30	8	70,356	20,710	29,944	30	8	18	7,835	1,809	5,590	15	13	1,858	2,163
400 and over	4	2	5	2,224	1,134	3,107	4	1	20,471	5,500	31,485	4	1	5	3,366	500	3,851	3	4	1,136	1,980
Childress																					
Total	836	1,147	1,229	61,287	65,920	71,267	822	1,125	477,845	313,726	516,758	792	1,087	1,208	108,409	137,246	170,333	464	631	26,452	51,234
None							4	2	1,690	210	5,012	4	1	9	380	75	1,460	3	6	220	710
Under 25	104	220	693	1,695	3,803	18,462	94	205	17,837	21,764	139,395	82	187	668	5,852	11,167	63,350	32	269	1,509	16,264
25-49	216	356		7,722	12,415		213	352	70,547	64,116		200	339		19,454	31,719		102		4,093	
50-99	300	381	360	19,574	23,862	23,234	297	376	151,925	113,807	158,648	292	374	356	40,684	54,241	59,171	180	230	9,784	19,366
100-199	175	161	137	21,626	19,075	17,325	173	161	149,077	87,239	125,778	173	157	137	30,349	30,744	30,935	118	96	7,489	9,318
200 and over	41	29	39	10,670	6,765	12,236	41	29	86,989	26,590	87,925	41	29	38	11,690	9,300	15,417	29	30	3,357	5,576

COUNTY TABLE 1.—CHICKENS ON FARMS 1940, 1935, AND 1930; CHICKEN EGGS PRODUCED AND CHICKENS RAISED 1939, 1934, AND 1929; AND CHICKENS SOLD, 1939 AND 1929; CLASSIFIED BY NUMBER ON HAND—Continued

(Chickens on hand over 4 months old Apr. 1, 1940 and over 3 months old Jan. 1, 1935 and Apr. 1, 1930)

STATE OR COUNTY AND NUMBER OF CHICKENS ON HAND	CHICKENS ON HAND						CHICKEN EGGS PRODUCED					CHICKENS RAISED						CHICKENS SOLD			
	Farms reporting			Number			Farms reporting		Dozens			Farms reporting			Number			Farms reporting		Number	
	1940 (Apr. 1)	1935 (Jan. 1)	1930 (Apr. 1)	1940 (Apr. 1)	1935 (Jan. 1)	1930 (Apr. 1)	1939	1934	1939	1934	1929	1939	1934	1929	1939	1934	1929	1939	1929	1939	1929
TEXAS—Continued																					
Clay																					
Total	1,422	1,825	1,777	75,984	81,972	98,135	1,388	1,754	547,766	358,570	776,172	1,351	1,654	1,784	162,692	149,734	206,408	626	863	40,773	64,611
None	----	----	----	----	----	----	8	3	1,307	357	3,762	13	3	13	1,173	224	997	5	10	313	330
Under 25	299	545	1,037	4,974	8,862	28,295	278	492	36,145	32,997	230,533	257	425	1,033	17,378	20,118	79,764	94	427	4,595	23,843
25-49	500	665		17,504	22,564		491	647	129,776	85,728		478	626		46,484	46,878		195		10,080	
50-99	446	458	501	28,116	27,582	31,777	436	456	197,186	119,500	257,761	430	447	499	58,530	50,590	63,672	220	266	14,387	17,514
100-199	147	129	185	18,235	15,194	22,677	146	129	128,947	74,701	162,390	144	126	185	28,897	22,982	39,354	91	119	7,245	13,667
200 and over	30	28	54	7,155	7,770	15,386	29	27	54,405	45,287	121,726	29	27	54	10,230	8,942	22,621	21	41	4,153	9,257
Cochran																					
Total	374	379	240	36,390	26,656	13,174	341	363	189,692	154,308	94,691	332	330	235	42,323	33,502	20,325	113	59	8,419	3,593
None	----	----	----	----	----	----	1	----	400	----	700	4	----	----	3,480	----	----	2	1	215	65
Under 25	35	47	130	545	754	3,091	26	39	2,890	5,630	22,565	25	31	129	1,134	1,687	5,220	5	16	239	535
25-49	60	96		2,069	3,229		51	92	9,700	20,792		47	79		4,087	5,327		10		832	
50-99	120	126	73	7,969	7,859	4,693	110	125	40,955	43,108	31,505	104	115	69	9,334	10,445	7,248	31	21	1,249	1,250
100-199	123	95	30	15,447	11,114	3,617	119	93	88,018	68,216	26,280	117	90	30	15,128	12,713	5,974	49	16	3,375	1,288
200-399	28	13	6	6,760	2,900	1,323	26	12	31,064	12,242	10,081	27	13	6	6,520	2,680	1,283	16	5	2,509	455
400 and over	8	2	1	3,600	800	450	8	2	16,665	4,320	3,560	8	2	1	2,640	650	600				
Coke																					
Total	663	757	737	39,465	37,823	35,945	639	731	336,043	121,205	261,987	601	692	735	59,601	49,520	75,381	343	355	17,177	27,956
None	----	----	----	----	----	----	3	----	1,490	----	45	2	----	3	150	----	220	2	----	65	----
Under 25	90	132	426	1,392	2,183	11,801	85	120	11,999	8,203	90,405	67	104	421	3,032	3,842	30,391	28	162	829	10,462
25-49	220	259		7,643	8,497		206	250	67,996	29,816		201	234		14,007	13,536		93		4,021	
50-99	241	277	255	14,931	16,686	16,113	237	273	134,844	53,986	119,114	226	269	255	23,067	21,818	33,118	136	154	5,982	12,105
100-199	94	82	48	11,389	9,007	5,786	90	81	92,249	23,610	35,919	87	79	48	14,325	9,309	9,507	67	34	4,375	4,050
200 and over	18	7	8	4,110	1,450	2,245	18	7	27,465	5,590	16,504	18	6	8	5,020	1,015	2,145	17	5	1,905	1,339
Coleman																					
Total	1,888	2,158	2,376	130,286	127,664	121,617	1,817	2,033	982,678	706,277	947,033	1,725	1,896	2,389	207,610	159,096	221,190	907	1,254	68,976	71,129
None	----	----	----	----	----	----	12	1	21,070	200	8,395	15	3	16	15,124	123	1,744	9	10	14,490	861
Under 25	193	329	1,339	2,951	5,601	36,881	166	271	27,803	28,714	297,812	134	220	1,337	7,921	8,726	84,388	45	566	2,444	24,815
25-49	486	695		17,247	23,927		458	656	133,167	134,516		427	603		33,564	31,592		182		8,373	
50-99	776	763	780	50,993	48,303	49,488	753	841	388,870	277,491	386,709	734	719	779	81,728	65,098	87,951	417	489	23,724	27,850
100-199	372	322	221	44,388	38,061	25,929	368	316	313,610	205,319	173,202	354	306	221	53,588	45,187	36,666	213	157	15,604	12,091
200 and over	61	49	36	14,707	11,772	9,319	60	48	98,158	60,037	80,915	61	45	36	15,685	8,370	10,441	41	32	4,341	5,512
Collin																					
Total	4,386	4,816	5,051	252,715	230,857	270,333	4,231	4,611	1,846,303	1,260,780	1,972,318	4,177	4,514	4,989	370,668	289,978	438,966	1,723	2,642	79,385	122,050
None	----	----	----	----	----	----	9	4	2,730	1,532	5,688	12	9	21	1,358	400	1,002	9	19	1,071	763
Under 25	624	1,154	2,686	10,114	18,954	71,601	554	1,019	81,363	90,425	562,508	507	964	2,611	21,353	28,032	148,255	124	1,090	4,016	37,157
25-49	1,430	1,747		49,904	59,837		1,379	1,692	377,919	301,563		1,368	1,676		88,289	82,196		460		14,736	
50-99	1,682	1,461	1,715	106,577	89,157	108,642	1,650	1,447	767,297	498,638	748,096	1,645	1,419	1,709	156,435	115,616	174,159	769	1,070	32,702	46,066
100-199	571	391	568	66,222	44,632	67,296	560	387	466,792	256,642	480,237	566	386	566	79,924	47,729	91,212	308	402	18,315	28,730
200-399	74	54	71	17,298	12,213	16,699	74	54	127,546	77,607	129,131	74	52	71	18,689	10,900	17,964	48	52	4,980	6,168
400 and over	5	9	11	2,600	6,064	6,096	5	8	22,656	34,373	46,658	5	8	11	4,640	5,105	6,374	5	9	3,565	3,166

Collingsworth																				
Total	1,241	1,520	1,623	84,304	92,953	97,832	1,205	1,489	578,831	394,000	652,212	1,174	1,478	1,618	169,489	160,211	219,874	703	810	47,701	60,281
None							6	18	2,215	2,661	730	6	18	6	2,761	1,485	416	5	5	3,255	215
Under 25	184	276	850	4,055	4,670	23,812	163	251	31,183	28,773	186,878	150	239	839	14,896	12,691	72,649	55	308	3,590	17,953
25-49	317	451		11,422	15,934		308	436	86,970	78,585		299	436		32,025	32,509		156		6,165	
50-99	482	495	510	31,542	30,890	32,515	476	487	214,895	126,212	192,529	469	490	510	65,248	55,578	79,780	297	312	16,368	23,271
100-199	212	255	206	26,425	30,143	25,929	207	254	168,195	113,634	168,059	205	253	206	39,999	44,563	45,693	156	146	12,278	13,069
200 and over	46	43	57	10,860	11,316	15,576	45	43	75,373	44,135	104,016	45	42	57	14,560	13,385	21,336	34	39	6,045	5,775
Colorado																					
Total	1,955	2,215	2,083	185,527	178,906	180,089	1,862	2,099	1,283,589	1,042,863	1,237,320	1,760	1,993	2,072	239,553	193,024	194,282	1,016	984	117,414	64,298
None							3	1	560	6	800	7	2	4	5,475	29	121	7	3	5,455	52
Under 25	272	436	810	4,102	6,514	18,283	221	369	19,498	26,715	131,505	195	366	798	13,533	8,320	32,362	52	176	10,128	7,926
25-49	343	487		11,468	15,992		320	463	72,805	63,797		287	426		12,750	17,346		103		3,486	
50-99	505	576	493	33,268	37,312	32,495	490	561	228,225	216,131	224,741	461	517	492	43,556	40,932	36,481	256	256	19,926	8,786
100-199	602	510	558	76,244	64,824	71,336	596	501	525,898	364,852	465,700	582	480	556	91,205	68,789	68,266	414	383	39,048	21,799
200-399	216	190	202	51,445	45,014	48,180	215	188	368,746	305,002	341,868	211	187	202	54,729	47,862	46,467	169	168	26,366	19,760
400 and over	17	16	20	9,000	9,250	9,795	17	16	67,857	66,360	72,706	17	15	20	18,325	9,746	10,585	15	18	13,005	5,975
Comal																					
Total	663	827	810	55,571	67,221	76,567	639	794	428,689	434,465	556,158	567	758	807	61,566	84,509	70,100	335	459	31,333	22,741
None								1		180	100		1			10		1	1	6	56
Under 25	58	106	191	872	1,561	4,870	49	84	5,593	8,305	36,934	32	78	188	1,053	2,016	6,693	9	40	417	1,131
25-49	123	153		4,429	5,394		121	147	33,513	33,596		100	132		4,689	8,866		41		1,582	
50-99	266	311	289	17,570	20,272	19,930	255	306	126,960	133,464	151,080	233	297	289	16,480	26,775	19,821	130	173	5,218	6,089
100-199	180	194	260	22,825	23,864	33,169	178	193	181,067	150,516	241,627	168	190	260	17,445	29,579	28,154	123	182	7,336	8,824
200-399	31	59	63	7,475	13,980	14,748	31	59	60,480	91,684	96,287	29	56	63	6,323	15,913	11,257	27	56	3,814	5,116
400 and over	5	4	7	2,400	2,150	3,850	5	4	21,076	16,720	30,130	5	4	7	15,576	1,350	4,175	4	7	12,960	1,545
Comanche																					
Total	2,701	2,642	2,596	195,577	134,508	134,312	2,597	2,541	1,386,453	650,854	1,066,056	2,460	1,958	2,592	284,447	145,684	240,879	972	1,420	103,552	74,174
None							8	2	2,103	257	2,136	16	2	10	1,562	290	477	6	6	673	294
Under 25	506	673	1,548	7,798	10,710	42,805	452	605	50,962	51,551	323,506	380	402	1,535	21,981	13,690	100,808	117	739	9,377	29,929
25-49	763	901		26,081	30,213		733	872	165,004	137,002		698	684		41,684	35,535		242		9,429	
50-99	823	764	758	53,117	47,017	46,696	805	761	367,457	218,759	365,037	777	612	757	65,897	46,443	79,470	322	448	14,892	21,939
100-199	434	246	238	53,836	29,017	28,502	427	245	402,097	139,554	239,074	415	210	237	62,591	29,592	40,091	203	179	16,311	13,981
200-399	145	45	46	35,975	10,491	10,879	143	44	277,925	68,639	89,652	145	39	45	38,262	11,962	14,513	65	40	12,645	5,781
400-799	27	13	(1)	12,570	7,060	(1)	26	12	97,320	35,092	(1)	26	9	(1)	14,470	8,172	(1)	17	(1)	40,225	(1)
800 and over	3	------	(1)	6,200	--------	(1)	3	------	23,585	--------	(1)	3	------	(1)	38,000	--------	(1)				
400-699	27	10	5	12,570	4,910	2,250	26	9	97,320	26,540	19,435	26	6	5	14,470	3,242	3,050				
700-999	------	3	2	--------	2,150	1,400	------	3	--------	8,552	11,016	------	3	2	--------	4,930	1,470	17	8	40,225	2,250
1000 and over	3	------	1	6,200	--------	1,600	3	------	23,585	--------	16,200	3	------	1	38,000	--------	1,000				
Concho																					
Total	648	770	857	56,377	48,530	49,933	624	747	446,703	331,194	386,906	565	725	858	78,737	57,423	69,597	168	248	14,237	17,410
None							1	1	1,000	185	565	1	1	3	200	25	200	------	1	--------	40
Under 25	66	138	473	1,099	2,268	11,857	58	125	9,664	19,321	87,109	47	117	471	2,854	3,556	21,777	14	73	462	3,337
25-49	134	214		4,586	7,316		126	210	33,480	51,367		109	204		9,308	9,663		38		2,653	
50-99	193	268	217	12,051	16,106	13,340	186	265	86,820	114,203	96,639	172	262	217	20,906	19,617	19,842	47	79	5,026	5,263
100-199	190	108	137	23,031	12,860	16,692	188	106	179,881	94,593	125,404	171	102	137	27,707	14,717	20,720	47	74	3,582	6,125
200-399	60	41	26	13,410	9,580	6,294	60	39	112,458	49,725	44,974	60	38	26	15,362	9,545	5,646	22	21	2,514	2,645
400 and over	5	1	4	2,200	400	1,750	5	1	23,400	1,800	12,215	5	1	4	2,400	300	1,412				
Cooke																					
Total	2,348	2,479	2,394	148,251	130,995	152,349	2,262	2,282	1,134,421	597,559	1,158,739	2,209	2,045	2,386	256,992	172,862	281,463	1,285	1,580	68,986	107,589
None							8	14	2,153	3,285	2,507	8	10	8	660	923	349	3	6	66	192
Under 25	398	730	1,152	6,695	11,974	32,136	348	633	56,898	56,773	246,965	330	451	1,139	19,284	18,106	81,143	141	607	5,791	30,950
25-49	730	740		25,560	25,269		701	665	194,980	119,646		678	634		53,469	40,940		354		12,871	
50-99	733	634	776	47,279	39,642	50,236	723	602	347,562	177,557	379,235	712	588	774	87,799	55,298	96,972	442	577	25,989	36,751
100-199	419	306	382	50,878	36,295	46,199	414	300	404,186	167,827	353,199	413	294	381	74,237	43,862	70,294	296	312	18,193	25,580
200-399	62	63	72	14,581	14,575	16,953	62	62	111,321	59,851	122,353	62	62	72	17,193	12,318	21,955	44	67	3,966	9,251
400 and over	6	6	12	3,258	3,240	6,825	6	6	17,321	12,620	54,480	6	6	12	4,350	1,415	10,750	5	11	2,310	4,865

[1] Comparison with later censuses may be found in groups below beginning with 400-699.

COUNTY TABLE 1.—CHICKENS ON FARMS 1940, 1935, AND 1930; CHICKEN EGGS PRODUCED AND CHICKENS RAISED 1939, 1934, AND 1929; AND CHICKENS SOLD, 1939 AND 1929; CLASSIFIED BY NUMBER ON HAND—Continued

(Chickens on hand over 4 months old Apr. 1, 1940 and over 3 months old Jan. 1, 1935 and Apr. 1, 1930)

STATE OR COUNTY AND NUMBER OF CHICKENS ON HAND	CHICKENS ON HAND						CHICKEN EGGS PRODUCED					CHICKENS RAISED						CHICKENS SOLD			
	Farms reporting			Number			Farms reporting		Dozens			Farms reporting			Number			Farms reporting		Number	
	1940 (Apr.1)	1935 (Jan.1)	1930 (Apr.1)	1940 (Apr. 1)	1935 (Jan. 1)	1930 (Apr. 1)	1939	1934	1939	1934	1929	1939	1934	1929	1939	1934	1929	1939	1929	1939	1929
TEXAS—Continued																					
Coryell																					
Total	2,565	2,792	2,844	190,586	178,469	190,145	2,500	2,687	1,530,659	1,177,521	1,600,589	2,334	2,418	2,822	191,945	191,770	272,797	922	1,321	39,046	81,878
None	-----	-----	-----	-----	-----	-----	2	11	1,714	3,608	4,640	1	9	7	700	728	923	1	4	600	785
Under 25	286	455	1,215	4,392	7,353	32,988	259	386	47,258	40,550	292,970	202	351	1,189	6,963	7,017	57,914	54	396	1,700	13,523
25-49	606	859		21,435	29,526		593	825	179,502	188,334		543	746		24,330	31,794		126		3,194	
50-99	976	914	995	63,167	57,519	64,248	957	904	495,962	369,680	554,114	915	806	993	67,462	61,828	90,352	357	497	11,067	20,025
100-199	573	456	514	70,153	54,803	61,536	565	454	551,775	361,445	479,100	550	406	513	64,775	59,388	77,466	292	321	14,108	22,444
200-399	115	97	108	26,714	22,903	25,557	115	97	207,148	175,994	208,675	114	89	108	23,705	21,485	30,837	87	93	7,432	12,326
400 and over	9	11	12	4,725	6,365	5,816	9	10	47,300	37,910	61,090	9	11	12	4,010	9,550	15,305	5	10	945	12,775
Cottle																					
Total	642	871	916	47,300	50,098	43,922	624	843	342,819	397,292	340,753	610	802	914	64,522	92,790	106,197	250	429	12,542	31,108
None	-----	-----	-----	-----	-----	-----	2	1	800	182	280	2	2	2	48	230	74	2	-----	90	-----
Under 25	88	153	555	1,363	2,436	14,956	78	130	12,626	23,893	120,928	71	111	551	2,977	6,532	44,282	21	194	567	11,192
25-49	169	292		6,135	10,220		166	291	53,468	98,504		163	274		12,703	24,977		48		1,811	
50-99	226	282	290	14,468	17,549	18,160	222	280	108,137	144,901	133,868	216	273	290	21,098	33,300	44,886	99	184	4,876	14,808
100-199	120	124	59	14,953	15,193	7,152	118	121	102,150	99,666	56,376	119	122	59	17,448	22,806	13,400	56	45	3,027	4,523
200-399	34	19	10	8,081	4,500	2,754	33	19	49,290	26,496	22,171	34	19	10	8,198	4,745	2,855	20	6	1,711	585
400 and over	5	1	2	2,300	400	900	5	1	16,348	3,650	7,130	5	1	2	2,050	200	700	4	-----	460	-----
Crane																					
Total	20	78	7	841	2,215	246	19	71	5,140	14,318	1,820	18	68	6	1,173	3,377	610	4	2	341	124
None	-----	-----	-----	-----	-----	-----	-----	-----	-----	-----	-----	1	-----	-----	89	-----	-----	-----	-----	-----	-----
Under 25	6	48	5	105	735	96	5	43	404	5,666	620	5	42	4	176	929	375	-----	1	-----	100
25-49	8	21		250	690		8	21	1,384	5,582		6	20		238	1,398		2		21	
50 and over	6	9	2	486	790	150	6	7	3,352	3,070	1,200	6	6	2	670	1,050	235	2	1	320	24
Crockett																					
Total	38	148	1	1,228	3,904	40	34	145	7,158	25,295	350	29	135	1	1,639	5,988	50	1	-----	(7)	-----
None	-----	-----	-----	-----	-----	-----	-----	-----	-----	-----	-----	1	-----	-----	50	-----	-----	-----	-----	-----	-----
Under 25	16	93	1	297	1,446	40	12	91	1,325	11,238	350	12	85	1	394	3,038	50	-----	-----	-----	-----
25-49	12	41		396	1,248		12	40	2,895	8,197		9	37		505	2,010		-----	-----	-----	-----
50 and over	10	14	-----	535	1,210	-----	10	14	2,938	5,860	-----	7	13	-----	690	940	-----	-----	-----	-----	-----
Crosby																					
Total	1,093	1,222	1,317	92,882	85,719	82,898	1,079	1,201	585,824	399,358	699,568	1,042	1,150	1,323	150,049	132,888	165,261	549	824	39,954	61,535
None	-----	-----	-----	-----	-----	-----	4	4	2,351	745	2,440	5	4	8	3,870	455	2,896	4	7	3,900	2,730
Under 25	132	170	585	2,122	2,942	16,637	128	156	14,688	17,564	147,082	113	137	584	5,344	10,508	50,035	27	283	871	14,970
25-49	217	336		7,444	11,875		211	327	52,173	59,417		209	315		18,773	24,821		85		3,936	
50-99	370	433	500	24,323	27,758	32,182	365	431	153,664	145,338	277,412	357	418	500	41,635	45,926	64,485	194	349	10,023	25,499
100-199	285	219	196	35,397	26,182	24,582	282	219	221,486	109,285	195,496	270	214	195	48,957	33,342	36,835	170	155	12,718	13,825
200-399	77	57	32	18,456	13,912	7,527	77	57	106,691	57,770	60,078	76	55	32	23,685	15,405	9,010	60	26	6,641	3,561
400 and over	12	7	4	5,140	3,050	1,970	12	7	34,771	9,239	17,060	12	7	4	7,785	2,431	2,000	9	4	1,865	950

Culberson																				
Total	50	28	4	1,483	945	555	49	26	8,238	6,400	5,843	39	20	4	2,558	1,445	1,085	4	4	147	525
None																					
Under 25	24	16		353	249		23	15	2,092	660		16	9		557	283		1		12	
25-49	19	5		610	164		19	5	3,091	1,050		16	5		1,101	342		2		60	
50 and over	7	7	4	520	532	555	7	6	3,055	4,690	5,843	7	6	4	900	820	1,085	1	4	75	525
Dallam																					
Total	342	491	436	23,075	32,429	32,082	316	507	155,897	115,613	229,877	303	416	437	45,165	50,213	49,944	117	101	10,868	7,128
None							2	37	415	4,214	775	6	25	2	870	1,774	130	4		570	
Under 25	74	90	162	1,116	1,490	4,244	62	80	10,602	7,344	32,871	51	43	161	3,693	2,424	7,721	14	12	989	790
25-49	82	124		2,923	4,345		72	120	19,548	17,192		71	101		6,682	7,110		20		1,244	
50-99	104	167	149	6,697	10,452	9,948	99	160	44,295	37,473	67,395	97	146	149	13,431	16,299	16,580	44	38	2,262	2,585
100-199	64	89	105	7,754	10,450	12,910	63	89	54,631	35,620	93,586	60	80	105	12,549	14,310	19,544	25	40	2,684	2,605
200 and over	18	21	20	4,585	5,712	4,980	18	21	26,406	13,770	35,250	18	21	20	7,940	8,296	5,969	10	11	3,119	1,348
Dallas																					
Total	3,116	4,263	3,871	194,684	205,037	229,593	2,975	3,997	1,315,117	1,111,784	1,697,477	2,853	3,749	3,820	319,117	317,749	365,836	1,197	1,421	114,511	100,643
None							19	21	5,557	6,896	2,057	26	20	14	11,413	1,176	1,064	15	7	9,322	986
Under 25	658	1,417	2,184	10,199	20,588	53,648	582	1,210	69,186	101,385	411,320	520	1,070	2,124	35,757	46,324	117,294	105	553	15,882	25,182
25-49	914	1,350		30,988	45,359		876	1,304	199,257	236,774		834	2,233		55,262	76,466		282		15,031	
50-99	1,005	1,045	1,059	62,383	64,975	66,308	973	1,019	418,475	333,546	456,332	957	995	1,056	98,952	100,249	107,633	455	486	26,284	26,803
100-199	401	352	487	48,520	41,302	57,624	392	345	330,463	242,076	416,632	382	340	486	61,696	53,130	78,722	241	283	22,013	23,315
200-399	111	78	98	26,766	19,563	23,666	106	77	168,145	116,922	192,210	107	72	97	31,552	20,119	29,652	78	60	11,940	10,225
400-799	23	17	(1)	11,178	8,600	(1)	23	17	93,534	53,281	(1)	23	15	(1)	15,485	10,735	(1)	17	(1)	8,239	(1)
800 and over	4	4	(1)	4,650	4,650	(1)	4	4	30,500	20,904	(1)	4	4	(1)	9,000	9,550	(1)	4	(1)	5,800	(1)
400-699	21	14	30	9,778	6,450	13,970	21	14	81,074	36,932	102,405	21	12	30	13,485	6,875	19,011	15	25	6,979	7,656
700-999	3	4	9	2,200	2,950	7,000	3	4	20,460	22,849	64,278	3	4	9	3,000	5,160	5,460	3	6	1,560	2,650
1000 and over	3	3	4	3,850	3,850	7,377	3	3	22,500	14,404	52,243	3	3	4	8,000	8,250	7,000	3	3	5,500	3,846
Dawson																					
Total	1,541	1,519	1,710	177,691	136,007	121,844	1,456	1,428	1,376,540	648,926	875,474	1,327	1,315	1,656	214,825	156,128	230,313	630	1,021	58,075	82,335
None							6	4	3,370	1,190	3,004	8	4	8	781	435	420	5	7	374	285
Under 25	137	143	682	2,079	2,345	18,679	99	117	20,659	18,532	154,584	76	95	623	4,841	4,627	50,249	28	299	1,509	16,220
25-49	213	263		7,459	9,169		191	235	64,642	45,374		159	200		12,042	10,953		59		2,885	
50-99	366	536	622	24,588	34,975	41,174	352	511	212,499	169,786	290,976	314	482	619	33,897	46,877	86,592	106	410	6,875	30,742
100-199	553	457	324	72,251	57,312	39,442	538	444	552,563	250,617	259,407	498	420	324	82,231	58,422	63,860	271	240	19,945	23,637
200-399	252	108	72	61,566	25,951	17,504	250	105	440,267	129,807	130,603	252	102	72	70,777	28,236	23,042	148	57	23,234	8,551
400 and over	20	12	(1)	9,750	6,275	(1)	20	12	82,540	33,620	(1)	20	12	(1)	10,256	6,578	(1)	13	(1)	3,255	(1)
400-699	17	9	10	7,450	3,725	4,845	17	9	63,960	14,455	36,900	17	9	10	6,906	3,978	6,150	10	8	1,655	2,900
700 and over	3	3		2,300	2,550		3	3	18,580	19,165		3	3		3,350	2,600		3		1,600	
Deaf Smith																					
Total	535	584	503	43,485	42,362	51,015	492	547	300,464	261,334	308,526	447	493	484	69,210	63,519	71,965	223	206	16,974	23,539
None							2	9	540	3,145	1,100	3	8	2	201	860	250	2	1	150	70
Under 25	81	115	142	1,292	1,952	3,951	65	95	11,334	10,258	28,259	41	70	133	2,773	3,617	6,879	13	19	667	1,338
25-49	110	148		4,089	5,087		97	141	28,865	35,566		90	127		8,586	9,920		42		2,157	
50-99	181	169	157	11,748	10,474	10,383	172	158	86,652	63,554	57,630	152	148	151	17,767	15,234	15,659	70	68	3,621	4,306
100-199	114	110	134	13,356	13,042	16,579	108	104	84,410	76,562	95,724	112	102	129	23,738	18,195	24,064	65	70	5,951	7,704
200-399	42	37	60	9,750	8,927	14,692	41	36	63,003	48,519	86,763	42	33	60	11,245	10,423	19,045	27	39	2,828	7,767
400 and over	7	5	10	3,250	2,880	5,410	7	4	25,660	23,730	39,050	7	5	9	4,900	5,270	6,068	4	9	1,600	2,354
Delta																					
Total	1,504	1,844	1,795	71,343	66,311	61,744	1,457	1,809	396,767	312,671	469,533	1,434	1,766	1,797	110,596	115,623	137,434	607	830	22,455	36,375
None							9	2	2,446	40	1,215	10	1	6	559	15	239	5	6	150	215
Under 25	332	588	1,445	5,243	9,350	35,614	296	557	35,466	34,114	271,056	285	528	1,441	13,239	21,114	88,280	92	603	2,463	22,093
25-49	651	848		21,897	28,004		638	843	118,990	108,759		625	831		41,861	50,772		243		7,641	
50-99	384	366	287	23,690	22,099	17,338	378	365	125,918	116,192	130,198	379	365	287	33,961	34,064	33,078	183	173	6,756	8,857
100-199	114	33	51	14,429	3,903	5,864	113	33	65,897	26,795	45,412	113	32	51	15,173	5,288	11,628	67	37	3,549	3,491
200-399	20	7	12	4,815	2,055	2,928	20	7	36,320	21,162	21,652	19	7	12	4,525	3,470	4,209	17	11	1,896	1,719
400 and over	3	2		1,269	900		3	2	11,730	5,609		3	2		1,278	900					

[1] Comparison with later censuses may be found in groups below beginning with 400-699. [7] Where there are less than 3 farms reporting, data are included only in the State totals.

COUNTY TABLE 1.—CHICKENS ON FARMS 1940, 1935, AND 1930; CHICKEN EGGS PRODUCED AND CHICKENS RAISED 1939, 1934, AND 1929; AND CHICKENS SOLD, 1939 AND 1929; CLASSIFIED BY NUMBER ON HAND—Continued

(Chickens on hand over 4 months old Apr. 1, 1940 and over 3 months old Jan. 1, 1935 and Apr. 1, 1930)

STATE OR COUNTY AND NUMBER OF CHICKENS ON HAND	CHICKENS ON HAND						CHICKEN EGGS PRODUCED					CHICKENS RAISED						CHICKENS SOLD			
	Farms reporting			Number			Farms reporting		Dozens			Farms reporting			Number			Farms reporting		Number	
	1940 (Apr. 1)	1935 (Jan. 1)	1930 (Apr. 1)	1940 (Apr. 1)	1935 (Jan. 1)	1930 (Apr. 1)	1939	1934	1939	1934	1929	1939	1934	1929	1939	1934	1929	1939	1929	1939	1929
TEXAS—Continued																					
Denton																					
Total	3,059	3,350	3,348	222,223	209,225	238,597	2,917	3,187	1,515,779	1,094,615	1,802,243	2,827	2,813	3,294	337,110	243,300	509,546	1,289	1,861	93,664	142,422
None	—	—	—	—	—	—	24	11	14,514	3,519	5,357	28	16	8	3,614	426	1,135	22	8	1,561	1,117
Under 25	473	829	1,537	7,591	12,826	40,923	406	715	46,361	58,097	298,736	378	552	1,490	17,340	18,384	141,714	102	649	3,960	32,421
25-49	834	1,005		29,389	34,299		785	966	185,423	144,394		768	858		57,112	45,153		269		12,174	
50-99	1,035	974	1,131	65,851	61,302	73,068	1,002	957	399,993	272,573	506,685	969	890	1,121	98,040	73,950	188,626	467	703	19,903	40,293
100-199	575	408	506	69,541	48,931	61,942	563	407	452,629	285,850	440,636	552	374	502	88,946	56,078	90,835	331	362	20,227	29,475
200-399	106	99	133	24,790	23,382	31,964	101	99	166,703	153,157	253,459	96	92	132	25,262	23,697	46,165	74	103	7,272	18,981
400-799	27	27	(1)	13,761	13,335	(1)	27	26	114,286	100,190	(1)	27	23	(1)	17,746	14,512	(1)	17	(1)	7,677	(1)
800 and over	9	8	(1)	11,300	15,150	(1)	9	6	135,870	81,835	(1)	9	8	(1)	29,050	11,100	(1)	7	(1)	20,890	(1)
400-699	24	25	24	11,605	11,885	11,350	24	24	98,126	84,890	96,693	24	21	24	15,190	11,962	13,925	15	20	6,727	5,885
700-999	6	3	8	4,556	2,250	5,950	6	2	41,280	15,300	51,329	6	3	8	5,756	4,050	4,540	5	8	3,540	2,350
1000 and over	6	7	9	8,900	14,350	13,400	6	6	110,750	81,835	149,348	6	7	9	25,850	9,600	22,606	4	8	18,300	11,900
De Witt																					
Total	2,803	3,394	3,170	263,857	235,455	274,812	2,653	3,257	2,081,740	1,385,151	1,849,166	2,537	2,944	3,171	371,832	282,235	333,222	1,405	1,540	190,767	94,600
None	—	—	—	—	—	—	8	3	1,290	155	1,736	8	2	6	2,841	225	539	8	5	2,220	230
Under 25	428	853	1,212	6,301	12,516	28,898	343	752	42,000	47,468	185,268	331	621	1,210	18,222	13,009	49,467	72	312	11,916	10,106
25-49	566	799		19,139	26,749		531	772	128,909	138,408		485	654		43,088	28,933		172		26,096	
50-99	716	837	759	46,167	53,250	50,302	688	828	328,494	330,616	336,888	650	788	757	58,051	64,071	66,287	351	373	23,061	16,118
100-199	740	658	878	93,580	82,892	112,869	730	656	736,031	492,246	762,558	711	639	877	119,882	101,745	126,678	507	586	55,551	35,315
200-399	309	233	295	76,260	53,183	69,913	309	232	620,500	327,658	474,972	308	226	295	91,532	67,522	76,462	255	243	47,650	27,923
400 and over	44	14	(1)	22,410	6,865	(1)	44	14	224,516	48,600	(1)	44	14	(1)	38,216	6,730	(1)	40	(1)	24,273	(1)
400-699	39	12	22	18,560	5,365	9,730	39	12	175,144	44,500	65,586	39	12	22	26,516	5,490	10,781	36	18	16,123	4,085
700 and over	5	2	4	3,850	1,500	3,100	5	2	49,372	4,100	22,158	5	2	4	11,700	1,240	3,008	4	3	8,150	823
Dickens																					
Total	825	930	1,058	62,916	59,037	52,081	813	912	406,780	323,526	388,534	768	877	1,070	103,073	97,587	122,670	301	513	21,139	32,978
None	—	—	—	—	—	—	1	14	30	2,067	5,106	4	14	15	1,378	1,217	1,275	1	13	900	994
Under 25	86	158	621	1,392	2,607	16,088	82	137	10,403	17,049	135,098	69	121	618	3,528	6,560	50,216	9	234	358	12,367
25-49	203	247		7,089	8,693		197	241	43,836	50,406		179	233		16,956	18,536		57		3,736	
50-99	290	321	323	18,907	20,262	20,641	289	316	116,382	118,879	134,996	278	306	323	32,938	34,593	47,076	103	188	5,263	12,153
100-199	211	183	101	26,310	22,170	12,187	209	183	166,040	107,810	90,540	204	182	101	37,803	29,696	19,528	110	66	7,643	5,461
200-399	32	19	12	7,768	4,325	2,665	32	19	58,570	25,385	17,794	31	19	12	8,820	5,235	3,375	18	11	2,439	1,103
400 and over	3	2	1	1,450	980	500	3	2	11,519	1,930	5,000	3	2	1	1,650	1,750	1,200	3	1	800	900
Dimmit																					
Total	289	340	102	10,495	17,138	7,920	265	338	82,727	76,389	56,990	260	270	91	22,573	23,257	11,758	31	27	5,304	3,800
None	—	—	—	—	—	—	1	—	365	—	1	2	—	—	125	—	—	1	—	100	—
Under 25	133	125	49	1,867	1,746	1,099	114	123	11,846	6,600	7,542	109	83	44	4,052	4,000	2,064	5	5	565	273
25-49	81	99		2,639	3,247		75	99	20,097	12,494		74	87		4,311	4,943		8		441	
50-99	57	79	25	3,257	4,793	1,622	57	79	26,829	19,419	10,322	57	70	21	7,705	6,799	2,455	11	8	2,907	485
100 and over	18	37	28	2,732	7,352	5,199	18	37	23,590	37,876	39,125	18	30	26	6,380	7,515	7,239	6	14	1,291	3,042

Donley																				
Total	827	994	1,046	51,722	64,184	65,090	802	978	406,196	326,233	475,567	767	944	1,037	102,298	114,120	153,277	359	494	24,136	43,535
None	----	----	----	----	----	----	----	10	----	1,036	1,165	1	11	3	1,200	630	375	1	3	2,000	229
Under 25	108	161	506	1,752	2,717	13,620	99	143	17,078	15,346	105,175	82	124	497	6,161	7,279	46,140	24	177	694	11,624
25-49	271	290		9,500	10,190		264	287	78,085	48,171		244	279		21,593	22,492		91		4,016	
50-99	286	344	332	18,263	21,616	20,888	279	340	139,765	101,854	159,389	280	334	331	38,632	39,680	52,582	139	184	7,740	15,159
100-199	141	167	172	17,136	20,168	20,684	139	166	125,271	90,722	136,936	139	165	171	28,312	29,549	39,950	91	107	7,881	12,109
200 and over	21	32	36	5,071	9,493	9,898	21	32	45,997	69,104	72,902	21	31	35	6,400	14,490	14,230	13	23	1,805	4,414
Duval																				
Total	1,082	944	873	30,163	20,232	18,440	994	938	232,220	92,136	130,808	976	868	867	53,628	43,186	55,142	266	70	10,615	6,546
None	----	----	----	----	----	----	3	----	960	----	192	3	3	4	175	41	77	1	----	20	----
Under 25	661	711	813	9,019	9,138	12,268	587	705	77,976	37,507	81,809	587	642	803	22,025	23,837	24,366	142	41	3,831	2,542
25-49	295	171		9,417	5,414		283	171	69,682	21,446		269	164		17,066	11,812		74		3,423	
50-99	87	48	40	5,149	3,018	2,303	84	48	36,383	12,127	16,700	78	46	40	7,205	4,836	5,098	31	15	1,457	1,527
100-199	28	9	13	3,645	1,082	1,642	26	9	21,919	7,930	12,065	28	8	13	4,482	1,160	2,076	12	8	1,047	521
200-399	8	4	5	1,653	1,150	1,327	8	4	14,360	12,502	11,562	8	4	5	1,425	1,200	2,375				
400 and over	3	1	2	1,280	430	900	3	1	10,940	624	8,480	3	1	2	1,250	300	1,150	6	6	837	1,956
Eastland																				
Total	2,065	2,216	1,813	102,355	85,527	89,693	1,982	2,086	706,696	334,053	682,529	1,876	1,770	1,808	157,720	98,765	164,054	824	830	47,599	61,322
None	----	----	----	----	----	----	11	4	2,718	140	545	12	3	10	575	245	1,020	5	9	181	843
Under 25	516	814	1,197	8,314	12,556	30,102	472	721	55,959	41,011	252,626	421	534	1,185	16,793	16,107	69,481	115	445	3,911	18,136
25-49	777	871		26,453	28,831		743	844	175,743	91,429		714	759		51,819	33,842		303		17,349	
50-99	564	418	444	35,149	24,976	27,203	552	406	232,896	98,440	182,949	528	368	442	50,355	23,967	47,518	284	257	13,148	15,554
100-199	168	90	134	20,520	10,235	15,813	165	89	143,430	43,068	109,762	161	85	133	24,113	10,169	19.090	91	92	7,052	7,966
200-399	35	16	26	8,535	3,799	6,670	34	15	54,090	17,475	47,368	35	15	26	9,140	3,035	6,815	22	17	2,868	3,618
400 and over	5	7	12	3,384	5,130	9,905	5	7	41,860	42,490	89,279	5	6	12	4,925	11,400	20,130	4	12	3,090	15,205
Ector																				
Total	34	71	52	1,479	5,921	2,494	34	70	14,105	33,446	18,805	30	58	53	3,008	9,891	4,759	5	10	276	884
None	----	----	----	----	----	----	----	----	----	----	----	----	----	1	----	----	120	----	1	----	120
Under 25	8	26	33	99	457	827	8	26	939	3,307	5,850	4	14	33	154	800	2,027	----	5	----	574
25-49	10	20		335	627		10	20	3,613	2,760		10	20		890	1,575		21		89	
50 and over	16	25	19	1,045	4,837	1,667	16	24	9,553	27,379	12,955	16	24	19	1,964	7,516	2,612	3	4	187	190
Edwards																				
Total	239	235	241	7,379	6,411	8,016	242	223	43,062	32,720	59,149	228	187	243	10,115	7,371	12,450	23	45	728	1,335
None	----	----	----	----	----	----	4	----	292	----	120	1	----	2	30	----	52	----	1	----	22
Under 25	110	116	192	1,659	1,870	4,663	110	107	10,064	8,902	35,046	99	86	192	2,724	2,576	8,153	8	34	224	964
25-49	86	97		2,804	3,135		86	95	15,497	16,864		85	80		3,763	3,313		7		273	
50-99	36	20	40	2,142	1,181	2,418	35	19	12,319	6,504	17,061	36	19	40	2,588	1,282	3,295	4	8	102	289
100 and over	7	2	9	774	225	935	7	2	4,890	450	6,922	7	2	9	1,010	200	950	4	2	129	60
Ellis																				
Total	3,546	4,147	4,701	222,691	209,868	261,389	3,382	3,853	1,699,632	1,127,803	1,857,101	3,297	3,640	4,691	342,303	270,043	436,195	1,331	1,837	74,189	102,300
None	----	----	----	----	----	----	7	6	1,581	1,155	2,728	10	10	16	1,420	459	959	6	8	520	243
Under 25	570	973	2,521	8,788	14,867	61,906	485	792	69,867	62,385	481,294	445	716	2,504	20,074	24,825	133,013	74	656	2,298	23,755
25-49	995	1,399		34,210	48,097		939	1,323	257,613	234,924		912	1,239		63,952	70,534		297		10,836	
50-99	1,327	1,333	1,497	85,052	81,860	95,524	1,302	1,302	659,529	428,329	668,028	1,291	1,263	1,491	143,578	106,158	163,433	581	753	32,212	36,276
100-199	561	377	565	66,927	43,241	67,497	557	369	506,076	248,396	444,809	547	360	563	83,439	49,558	89,816	319	338	19,929	22,165
200-399	85	55	103	20,400	12,443	24,256	84	51	144,981	70,529	163,560	84	52	102	21,532	11,816	34,649	50	68	5,541	13,866
400 and over	8	10	(1)	7,314	9,360	(1)	8	10	59,885	82,085	(1)	8	10	(1)	8,308	6,693	(1)	4	(1)	2,853	(1)
400-699	5	7	12	2,400	3,510	5,575	5	7	23,185	20,382	38,246	5	7	12	1,844	2,420	6,200	4	14	2,853	5,995
700 and over	3	3	3	4,914	5,850	6,631	3	3	38,700	61,703	58,436	3	3	3	6,464	4,273	8,125				
El Paso																				
Total	766	1,226	831	38,631	53,368	57,388	729	1,124	294,444	386,750	491,728	670	568	834	112,943	72,040	106,231	154	268	72,881	45,160
None	----	----	----	----	----	----	5	8	314	1,532	5,200	9	4	7	4,663	187	1,779	3	5	4,391	1,595
Under 25	421	639	589	5,724	8,282	11,240	391	569	32,485	51,550	92,392	335	207	586	11,433	6,688	26,007	42	118	2,070	7,783
25-49	176	293		5,598	9,526		168	273	27,638	61,609		164	159		9,994	9,788		33		2,121	

[1] Comparison with later censuses may be found in groups below beginning with 400-699.

COUNTY TABLE 1.—CHICKENS ON FARMS 1940, 1935, AND 1930; CHICKEN EGGS PRODUCED AND CHICKENS RAISED 1939, 1934, AND 1929; AND CHICKENS SOLD, 1939 AND 1929; CLASSIFIED BY NUMBER ON HAND—Continued

(Chickens on hand over 4 months old Apr. 1, 1940 and over 3 months old Jan. 1, 1935 and Apr. 1, 1930)

STATE OR COUNTY AND NUMBER OF CHICKENS ON HAND	CHICKENS ON HAND						CHICKEN EGGS PRODUCED					CHICKENS RAISED						CHICKENS SOLD			
	Farms reporting			Number			Farms reporting		Dozens			Farms reporting			Number			Farms reporting		Number	
	1940 (Apr.1)	1935 (Jan.1)	1930 (Apr.1)	1940 (Apr. 1)	1935 (Jan. 1)	1930 (Apr. 1)	1939	1934	1939	1934	1929	1939	1934	1929	1939	1934	1929	1939	1929	1939	1929
TEXAS—Continued																					
El Paso—Contd.																					
50-99	107	182	105	6,389	10,939	6,483	105	168	35,898	74,969	55,029	101	111	104	12,850	11,497	12,240	35	46	3,727	4,584
100-199	37	70	67	4,340	8,525	8,493	36	65	36,601	60,220	70,019	36	52	67	10,613	11,637	15,604	23	46	7,205	7,086
200-399	16	27	45	3,930	6,623	11,553	15	26	29,853	55,397	96,333	16	21	45	7,290	9,205	20,426	10	30	3,899	8,627
400-799	5	11	(1)	2,550	5,173	(1)	5	11	29,225	42,281	(1)	5	10	(1)	7,200	16,288	(1)	5	(1)	5,600	(1)
800 and over	4	4	(1)	10,100	4,300	(1)	4	4	102,430	39,192	(1)	4	4	(1)	48,900	6,750	(1)	3	(1)	43,868	(1)
400-699	4	10	10	1,850	4,473	4,830	4	10	22,322	31,331	40,876	4	9	10	6,400	7,888	7,900	4	9	5,200	2,635
700-999	1	3	8	700	2,400	6,189	1	3	6,903	28,142	56,064	1	3	8	800	12,400	11,575	1	7	400	6,325
1000 and over	4	2	7	10,100	2,600	8,600	4	2	102,430	22,000	75,815	4	2	7	48,900	2,750	10,700	3	7	43,868	6,525
Erath																					
Total	2,494	2,760	2,686	194,272	173,636	207,947	2,425	2,542	1,584,484	1,085,614	1,602,552	2,143	2,100	2,672	264,405	177,311	300,427	1,077	1,544	128,013	115,071
None	—	—	—	—	—	—	14	14	8,955	3,796	400	12	9	4	6,295	895	360	14	3	6,053	320
Under 25	409	610	1,196	6,530	9,857	33,081	363	481	55,322	57,479	245,298	279	320	1,185	13,989	11,060	72,315	102	536	7,333	24,772
25-49	662	908		22,997	30,602		643	856	183,859	145,288		567	712		32,345	35,413		222		10,519	
50-99	809	819	868	52,757	50,995	54,653	797	779	427,921	261,123	393,384	724	693	863	55,315	50,982	82,348	359	533	16,223	26,960
100-199	445	306	430	55,354	36,527	53,674	443	300	450,330	219,369	397,673	406	262	429	76,737	33,334	67,126	257	318	35,105	28,062
200-399	132	86	145	32,269	20,775	35,914	130	82	260,677	154,171	282,353	120	78	144	26,514	20,427	39,033	89	115	11,931	16,458
400-799	26	19	(1)	12,265	9,930	(1)	25	18	109,240	70,043	(1)	24	16	(1)	20,410	10,350	(1)	23	(1)	13,601	(1)
800 and over	11	12	(1)	12,100	14,950	(1)	10	12	88,180	174,345	(1)	11	10	(1)	32,800	14,850	(1)	11	(1)	27,248	(1)
400-699	24	15	35	10,865	7,130	16,040	23	15	100,065	45,293	142,323	22	13	35	19,010	8,250	17,195	21	27	12,977	6,599
700-999	8	7	5	6,500	5,250	3,925	7	6	47,375	39,495	37,366	8	5	5	6,700	2,350	4,050	8	4	4,424	1,700
1000 and over	5	9	7	7,000	12,500	10,660	5	9	49,980	159,600	103,755	5	8	7	27,500	14,600	18,000	5	7	23,448	10,200
Falls																					
Total	3,512	4,333	4,613	219,088	196,916	225,049	3,339	4,109	1,470,493	889,847	1,709,080	3,256	3,858	4,586	326,000	268,698	397,145	1,430	1,585	67,847	89,520
None	—	—	—	—	—	—	11	8	4,586	2,077	1,305	14	10	8	2,415	378	351	7	5	1,355	198
Under 25	801	1,504	2,859	11,099	21,552	62,284	696	1,351	59,644	72,445	478,080	637	1,185	2,813	23,622	36,369	158,344	101	606	2,909	24,699
25-49	906	1,346		30,600	44,521		863	1,293	188,979	177,310		848	1,223		59,882	68,133		277		8,265	
50-99	1,054	986	1,130	68,435	62,316	72,404	1,025	975	446,755	288,816	557,560	1,013	963	1,123	103,783	83,888	121,153	508	558	18,201	27,986
100-199	618	418	530	75,114	51,172	63,771	612	414	541,878	262,224	463,925	612	410	529	97,713	60,261	83,334	429	342	22,976	22,265
200-399	124	65	82	28,940	15,155	18,850	123	64	189,708	67,759	144,400	123	63	81	34,435	15,319	20,838	101	63	12,652	6,669
400 and over	9	4	12	4,900	2,200	7,740	9	4	38,943	19,216	63,810	9	4	12	4,150	4,350	13,125	7	11	1,589	7,703
Fannin																					
Total	4,344	5,074	4,965	220,939	205,958	235,458	4,245	4,831	1,641,714	1,098,782	1,834,972	4,174	4,659	4,951	338,390	299,074	418,779	1,923	2,290	69,265	109,476
None	—	—	—	—	—	—	9	2	2,466	104	6,764	11	1	23	809	20	1,695	7	17	405	1,019
Under 25	766	1,458	2,965	12,605	23,446	80,031	711	1,271	99,724	116,118	644,491	666	1,169	2,938	28,081	41,622	180,212	194	1,120	4,670	40,719
25-49	1,589	1,984		55,524	65,693		1,558	1,946	435,429	354,934		1,534	1,898		100,327	103,930		624		18,995	
50-99	1,556	1,359	1,567	97,522	81,639	98,571	1,540	1,346	715,331	429,675	766,501	1,536	1,324	1,561	144,082	112,417	158,234	835	865	28,239	40,105
100-199	392	243	389	45,408	27,965	45,287	386	237	314,061	139,982	332,096	386	239	385	53,531	34,180	63,523	234	257	12,352	21,427
200 and over	41	30	44	9,880	7,015	11,569	41	29	74,703	57,971	85,120	41	28	44	11,560	6,905	15,115	29	31	4,604	6,206
Fayette																					
Total	4,492	4,870	4,687	505,941	455,043	499,361	4,383	4,659	3,891,170	2,573,536	3,374,774	4,154	4,291	4,646	550,059	546,457	518,421	2,552	2,589	275,690	141,089
None	—	—	—	—	—	—	6	3	2,855	450	12,540	7	4	10	5,400	79	718	5	6	5,200	295
Under 25	472	731	1,225	6,697	10,224	31,108	438	603	36,681	36,060	201,431	358	457	1,179	14,649	16,629	50,507	108	324	7,215	8,253
25-49	656	844		22,320	28,651		615	798	144,644	127,273		573	701		34,382	41,712		224		12,964	

50-99	1,055	1,268	1,147	70,625	85,494	78,203	1,029	1,258	483,666	445,310	515,627	965	1,167	1,144	81,846	109,310	91,871	515	539	32,814	18,198
100-199	1,495	1,428	1,571	193,287	181,283	205,189	1,485	1,420	1,457,268	1,075,863	1,428,975	1,453	1,373	1,571	193,711	200,907	205,911	1,051	1,097	90,737	56,113
200-399	750	564	707	180,762	134,386	169,139	746	563	1,457,547	786,822	1,087,725	737	554	705	172,183	146,784	150,933	615	587	89,056	49,350
400-799	61	33	(1)	27,227	14,565	(1)	61	32	260,649	80,488	(1)	61	35	(1)	47,888	31,036	(1)	54	(1)	35,724	(1)
800 and over	3	2	(1)	5,045	2,440	(1)	3	2	47,860	21,290	(1)										
400-699	60	32	35	26,477	13,865	16,172	60	31	251,009	78,988	116,070	58	32	35	40,788	21,936	16,256	51	34	31,314	7,376
700-999	1	2	2	750	1,640	1,550	1	2	9,640	14,000	12,408	3	2	2	7,100	9,100	2,225	3	2	4,410	1,524
1000 and over	3	1	——	5,045	1,500	——	3	1	47,860	8,790	——										
Fisher																					
Total	1,424	1,687	1,801	131,876	104,184	89,209	1,393	1,581	977,203	443,981	686,743	1,336	1,425	1,811	193,814	140,025	208,898	614	1,017	36,055	71,376
None	——	——	——	——	——	——	4	3	2,260	505	6,440	3	3	20	180	184	1,909	3	14	100	922
Under 25	86	271	1,105	1,335	4,463	29,475	74	217	14,013	19,258	240,675	60	171	1,095	4,451	8,516	93,899	15	529	876	29,651
25-49	220	516		7,781	18,020		209	482	68,995	85,839		194	424		19,069	30,375		60		3,432	
50-99	532	578	504	35,940	36,640	31,788	521	560	288,855	158,852	251,740	506	522	504	58,014	51,109	70,662	212	323	8,772	24,156
100-199	461	271	155	56,725	32,140	18,898	460	268	422,749	130,965	129,043	448	256	155	77,252	39,271	29,921	246	121	14,739	11,174
200-399	119	46	35	27,330	10,281	7,823	119	46	184,003	40,582	49,645	119	43	35	32,168	9,400	10,712	78	30	8,136	5,475
400 and over	6	5	2	2,755	2,640	1,225	6	5	16,328	6,180	9,200	6	4	2	2,700	1,170	1,795				
Floyd																					
Total	1,199	1,432	1,446	91,793	103,399	114,616	1,157	1,401	586,044	561,233	847,236	1,144	1,345	1,445	176,140	146,622	225,851	592	900	43,220	76,946
None	——	——	——	——	——	——	5	7	3,291	2,412	300	6	7	2	924	679	675	3	3	185	715
Under 25	119	180	522	1,972	2,938	15,523	107	154	20,512	17,212	121,009	99	142	521	7,304	6,598	48,947	27	250	1,468	16,607
25-49	277	362		9,997	12,840		287	357	77,407	77,531		264	337		26,789	24,000		111		4,586	
50-99	480	515	511	31,825	33,385	33,353	461	509	206,848	173,257	256,604	457	491	509	66,002	51,121	69,264	244	338	16,603	21,976
100-199	261	313	323	32,859	38,027	40,784	256	313	190,338	202,964	299,474	257	309	323	49,590	48,521	70,754	164	241	12,060	25,397
200 and over	62	62	90	15,140	16,209	24,956	61	61	87,648	67,877	189,849	61	59	90	25,531	15,705	34,191	43	68	8,318	12,251
Foard																					
Total	467	626	634	33,126	41,167	36,303	447	605	265,109	310,986	241,606	448	586	627	60,858	104,711	92,509	210	322	12,418	27,856
None	——	——	——	——	——	——	2	4	284	1,915	379	2	2	5	100	58	1,470	1	4	30	775
Under 25	35	97	338	606	1,588	9,584	30	84	5,620	8,924	71,723	33	76	327	1,883	5,697	30,593	9	129	348	7,700
25-49	115	179		4,008	6,253		107	170	33,202	36,949		107	168		9,021	22,675		45		1,562	
50-99	210	211	208	13,742	13,105	13,394	202	208	109,277	94,617	79,686	200	203	208	27,971	37,080	34,556	95	128	6,187	10,534
100-199	92	112	72	11,195	13,708	8,895	91	112	84,671	108,066	58,874	91	111	71	17,603	28,592	18,180	51	48	3,066	6,203
200 and over	15	27	16	3,575	6,515	4,430	15	27	32,055	60,515	30,944	15	26	16	4,280	10,609	7,710	9	13	1,223	2,624
Fort Bend																					
Total	3,212	3,839	3,452	208,562	223,371	192,116	3,088	3,700	1,585,261	1,049,542	1,307,899	2,835	3,217	3,414	282,131	244,590	241,710	1,153	1,094	67,093	53,434
None	——	——	——	——	——	——	4	2	1,066	210	1,240	8	3	4	606	199	68	4	——	126	——
Under 25	1,069	1,246	2,050	13,612	16,043	40,618	979	1,154	81,113	63,054	294,412	841	861	2,019	23,840	30,655	81,479	103	326	3,117	10,611
25-49	667	955		22,111	31,754		646	922	150,280	127,388		588	813		33,294	43,922		159		4,314	
50-99	649	923	715	42,086	58,678	46,233	641	910	304,261	276,230	287,846	605	846	707	58,739	70,888	59,676	291	314	13,366	11,671
100-199	635	581	549	81,006	72,105	68,288	627	578	638,502	350,623	431,745	608	564	548	86,739	67,064	68,374	448	355	23,005	20,906
200-399	180	120	129	41,549	27,583	29,886	177	120	323,216	130,375	254,123	173	117	129	40,433	21,395	24,463	140	93	12,570	8,037
400-799	9	9	(1)	4,295	4,150	(1)	9	9	42,543	36,950	(1)	9	9	(1)	15,376	4,350	(1)	8	(1)	10,595	(1)
800 and over	3	5	(1)	3,903	11,058	(1)	3	5	44,280	64,712	(1)	3	4	(1)	3,104	6,119	(1)				
400-699	9	9	5	4,295	4,150	2,250	9	9	42,543	36,950	21,800	9	9	5	15,376	4,350	2,000	8	8	10,595	2,209
700 and over	3	5	4	3,903	11,058	4,861	3	5	44,280	64,712	36,933	3	4	4	3,104	6,119	5,650				
Franklin																					
Total	1,200	1,449	1,400	48,936	49,670	45,031	1,178	1,391	344,381	257,415	302,028	1,100	1,359	1,406	79,949	80,008	102,722	401	772	21,302	33,980
None	——	——	——	——	——	——	4	2	355	135	512	4	2	7	220	75	425	3	7	125	537
Under 25	334	611	1,180	5,569	9,677	27,858	314	568	43,370	50,370	185,393	280	549	1,179	11,751	21,737	72,785	73	618	2,490	23,474
25-49	550	561		18,542	18,060		547	548	129,859	89,642		513	543		32,225	32,182		179		6,508	
50-99	249	225	180	15,404	13,507	11,112	246	225	98,997	68,256	72,314	236	218	180	19,891	19,290	19,406	98	118	3,891	6,562
100-199	58	43	34	6,959	5,386	4,155	58	43	51,254	33,377	27,856	58	38	34	10,312	5,175	7,622	41	24	4,814	2,517
200 and over	9	9	6	2,462	3,040	1,906	9	9	20,546	15,635	15,953	9	9	6	5,550	1,549	2,484	9	5	3,474	1,090

[1] Comparison with later censuses may be found in groups below beginning with 400-699.

COUNTY TABLE 1.—CHICKENS ON FARMS 1940, 1935, AND 1930; CHICKEN EGGS PRODUCED AND CHICKENS RAISED 1939, 1934, AND 1929; AND CHICKENS SOLD, 1939 AND 1929; CLASSIFIED BY NUMBER ON HAND—Continued

(Chickens on hand over 4 months old Apr. 1, 1940 and over 3 months old Jan. 1, 1935 and Apr. 1, 1930)

STATE OR COUNTY AND NUMBER OF CHICKENS ON HAND	CHICKENS ON HAND						CHICKEN EGGS PRODUCED					CHICKENS RAISED						CHICKENS SOLD			
	Farms reporting			Number			Farms reporting		Dozens			Farms reporting			Number			Farms reporting		Number	
	1940 (Apr.1)	1935 (Jan.1)	1930 (Apr.1)	1940 (Apr. 1)	1935 (Jan. 1)	1930 (Apr. 1)	1939	1934	1939	1934	1929	1939	1934	1929	1939	1934	1929	1939	1929	1939	1929
TEXAS—Continued																					
Freestone																					
Total	2,497	3,080	2,817	78,303	74,854	79,140	2,413	2,968	408,909	299,304	611,755	2,375	2,782	2,775	139,904	128,412	176,256	635	880	22,813	32,813
None	-----	-----	-----	-------	-------	-------	22	7	904	271	3,351	21	10	12	4,398	257	780	13	5	4,186	298
Under 25	1,159	1,833	2,451	16,978	25,698	53,851	1,098	1,729	83,667	91,090	423,474	1,055	1,567	2,403	37,368	50,929	135,174	160	688	3,952	22,732
25-49	890	979		29,205	31,401		858	969	149,761	126,607		864	949		53,997	54,202		275		6,761	
50-99	372	242	315	22,312	14,188	18,698	363	237	117,111	59,881	132,090	361	232	310	32,966	20,019	32,725	144	162	5,331	8,071
100-199	70	23	46	7,883	2,787	5,271	68	23	42,581	15,635	40,035	68	22	46	9,375	2,555	6,477	43	25	2,603	1,712
200 and over	6	3	5	1,925	800	1,520	6	3	14,905	5,820	12,805	6	2	4	1,800	450	1,100				
Frio																					
Total	558	782	758	27,189	28,649	32,136	511	736	175,855	123,049	277,826	503	718	751	40,506	35,994	51,339	210	219	12,556	16,903
None	-----	-----	-----	-------	-------	-------	2	-----	192	-------	510	5	-----	3	615	-------	85	5	2	565	39
Under 25	215	342	526	3,052	4,801	10,104	186	323	22,093	18,719	88,932	179	322	518	5,963	5,741	19,213	56	89	1,483	4,361
25-49	153	240		5,232	7,731		135	224	30,057	33,145		137	216		8,855	10,575		45		1,842	
50-99	124	149	156	7,649	8,953	9,740	123	139	46,477	38,509	89,974	117	134	155	10,866	9,924	15,219	58	76	3,179	4,774
100-199	47	43	60	5,655	5,069	7,467	46	42	35,346	22,178	58,055	46	38	60	7,107	6,725	9,457	29	38	2,541	3,830
200-399	14	7	12	3,101	1,695	3,025	14	7	19,615	7,350	24,965	14	7	12	3,750	2,829	4,515	13	12	1,571	2,924
400 and over	5	1	4	2,500	400	1,800	5	1	21,175	3,148	15,390	5	1	3	3,350	200	2,850	4	2	1,375	975
Gaines																					
Total	418	358	387	31,436	23,320	20,158	394	325	231,994	87,211	134,087	366	308	325	51,758	28,492	38,806	151	147	17,030	10,276
None	-----	-----	-----	-------	-------	-------	2	1	1,100	100	150	2	1	1	74	50	150	1	1	24	10
Under 25	72	67	206	1,047	1,120	5,437	58	55	7,049	8,435	38,469	45	51	164	1,563	2,737	11,916	11	53	362	2,546
25-49	103	90		3,486	3,146		98	82	26,136	13,590		90	75		6,576	4,883		23		1,346	
50-99	123	116	117	8,126	6,914	7,526	116	108	55,549	23,256	44,010	112	104	116	13,545	9,116	14,848	44	63	3,683	3,348
100-199	89	68	35	10,937	8,355	4,310	89	63	85,860	29,020	26,407	88	61	35	15,170	8,381	7,322	49	21	4,800	2,099
200 and over	31	17	9	7,840	3,785	2,885	31	16	56,300	12,810	25,051	31	16	9	14,830	3,325	4,570	23	9	6,815	2,273
Galveston																					
Total	688	570	532	30,910	31,548	35,279	621	528	198,770	238,929	254,508	599	338	529	52,068	37,389	57,196	124	219	19,869	24,387
None	-----	-----	-----	-------	-------	-------	5	7	1,077	1,335	300	9	7	3	744	1,239	1,075	6	3	692	990
Under 25	303	268	311	4,144	3,674	7,248	261	228	28,185	16,966	51,804	242	115	306	7,402	5,260	14,802	17	77	710	6,020
25-49	216	133		7,335	4,505		201	131	50,594	19,475		197	90		14,187	6,387		45		4,955	
50-99	106	97	132	6,503	5,944	8,334	95	91	38,536	39,274	53,087	95	69	132	7,526	8,212	13,348	23	73	1,477	4,598
100-199	39	46	58	4,858	6,011	7,006	37	46	26,385	53,476	44,880	35	35	56	7,081	5,317	10,119	21	38	2,417	3,238
200-399	18	14	20	4,620	3,437	4,968	17	13	25,655	25,829	36,667	16	11	19	10,858	2,580	6,275	8	16	7,319	2,767
400 and over	6	12	13	3,450	7,977	7,725	5	12	28,338	82,574	67,770	5	11	13	4,270	8,394	11,579	4	12	2,299	6,774
Garza																					
Total	627	552	580	67,381	41,306	36,120	611	537	469,117	250,989	246,442	574	490	590	91,497	47,386	75,028	384	272	30,046	20,105
None	-----	-----	-----	-------	-------	-------	1	2	10	282	4,673	-----	2	13	--------	160	850	1	10	15	402
Under 25	49	50	249	816	820	6,689	42	43	7,236	7,169	56,640	32	26	246	2,052	1,042	19,527	11	75	989	4,190
25-49	89	133		3,003	4,672		86	128	21,480	30,840		76	111		6,833	6,246		37		1,482	
50-99	181	205	215	12,126	13,571	13,782	177	201	85,866	89,863	82,162	168	195	215	19,480	18,201	28,495	105	109	5,519	6,744
100-199	213	136	105	27,546	15,984	12,898	211	135	191,724	91,094	81,727	206	129	105	36,247	16,383	21,556	151	68	11,383	7,194
200-399	90	28	10	21,590	6,259	2,351	89	28	147,961	31,741	17,980	87	27	10	24,335	5,354	4,000	74	9	9,468	1,495
400 and over	5	-----	1	2,300	--------	400	5	-----	14,840	----------	3,260	5	-----	1	2,550	--------	600	5	1	1,190	80

Gillespie																				
Total	1,299	1,531	1,291	108,379	102,380	92,975	1,284	1,279	900,028	659,225	680,281	1,167	1,174	1,283	97,681	125,735	105,517	705	874	42,688	45,253
None	———	———	———	———	———	———	1	———	300	———	800	———	———	1	———	———	70	———	1	———	70
Under 25	109	161	448	1,787	2,706	12,930	101	138	13,131	19,189	94,963	73	117	444	1,767	5,002	17,973	19	199	607	6,077
25-49	280	322		9,612	11,320		275	303	76,259	66,038		242	281		8,946	18,961		107		2,802	
50-99	547	533	561	35,835	33,996	36,644	546	525	274,658	209,095	252,066	509	494	558	31,936	45,319	39,442	306	428	12,519	16,770
100-199	266	249	226	32,501	30,208	27,272	265	247	267,868	196,341	206,150	250	221	225	27,656	34,728	29,676	194	196	11,348	13,268
200-399	84	55	47	20,469	12,850	11,615	83	55	191,738	94,089	92,230	80	51	46	16,366	12,370	14,113	66	42	7,407	6,828
400 and over	13	11	(1)	8,175	11,300	(1)	13	11	76,074	74,473	(1)	13	10	(1)	11,010	9,355	(1)	13	(1)	8,005	(1)
400-699	10	9	9	4,775	4,500	4,514	10	9	43,714	43,933	34,072	10	8	9	3,610	3,255	4,243	10	8	2,805	2,240
700 and over	3	2	———	3,400	6,800	———	3	2	32,360	30,540	———	3	2	———	7,400	6,100	———	3	———	5,200	———
Glasscock																				
Total	135	149	92	7,379	7,994	8,308	138	144	53,402	45,121	39,812	117	111	91	11,786	9,076	10,525	72	49	3,856	3,240
None	———	———	———	———	———	———	3	———	252	———	———	2	———	———	56	———	———	1	———	14	———
Under 25	22	37	43	303	579	1,128	22	32	1,699	2,274	7,243	11	21	43	719	501	2,480	4	16	322	703
25-49	45	50		1,451	1,724		45	50	9,735	11,475		38	37		2,968	2,451		24		799	
50-99	49	40	30	2,990	2,592	1,980	49	40	19,107	12,990	11,565	47	32	30	5,003	3,394	4,145	30	18	1,678	1,259
100-199	15	17	13	1,635	2,069	1,415	15	17	12,855	11,160	8,405	15	16	13	1,865	1,830	2,350	9	9	438	688
200 and over	4	5	6	1,000	1,030	1,785	4	5	9,756	7,222	12,599	4	5	5	1,175	900	1,550	4	6	605	590
Goliad																				
Total	1,063	1,435	1,272	85,253	83,034	85,577	1,016	1,374	719,848	435,751	498,516	950	1,241	1,272	97,750	92,655	102,279	408	495	30,280	24,428
None	———	———	———	———	———	———	———	———	———	———	395	1	———	3	25	———	60	1	2	25	63
Under 25	218	485	621	3,349	6,926	12,543	192	455	22,433	24,917	63,216	155	353	4,618	4,961	9,518	19,896	15	99	557	2,669
25-49	226	297		7,501	9,930		219	279	53,905	45,926		207	261		13,761	11,961		54		4,126	
50-99	260	344	305	17,193	21,540	19,937	250	331	138,596	130,617	114,289	241	324	305	20,692	26,087	25,654	100	156	5,386	5,804
100-199	268	255	261	33,517	31,228	32,218	264	255	273,604	170,703	201,872	255	249	261	34,634	31,837	36,938	163	176	10,689	9,875
200-399	81	51	82	19,466	11,910	18,522	81	51	188,262	59,743	105,806	81	51	82	19,197	11,477	17,031	66	60	7,514	5,401
400 and over	10	3	3	4,227	1,500	2,357	10	3	43,048	3,845	12,938	10	3	3	4,480	1,775	2,700	9	2	1,983	616
Gonzales																				
Total	2,799	3,571	3,656	220,383	249,919	269,899	2,485	3,365	1,494,462	1,361,346	1,665,714	2,464	2,916	3,638	3,489,248	519,030	450,087	1,264	1,461	3,162,695	205,799
None	———	———	———	———	———	———	25	2	38,102	170	1,304	181	36	12	2,240,472	67,997	7,411	172	5	2,114,449	6,715
Under 25	696	957	1,794	9,682	14,160	41,496	544	824	48,530	47,673	214,826	463	597	1,776	318,600	53,737	89,410	143	405	304,997	29,917
25-49	689	1,013		23,113	32,730		598	970	122,026	122,209		565	838		325,879	65,638		218		291,390	
50-99	696	871	931	43,688	54,157	59,885	640	849	244,666	259,379	322,415	599	767	923	210,563	76,266	90,538	294	447	165,363	31,136
100-199	492	531	670	60,870	63,093	83,908	461	525	394,820	334,131	486,893	446	488	666	150,961	65,752	101,672	270	399	105,876	37,727
200-399	183	153	210	43,205	36,569	50,655	178	152	301,379	211,941	332,813	169	148	210	93,407	39,390	59,554	129	162	66,043	23,011
400-799	30	34	(1)	14,225	17,320	(1)	30	34	181,724	136,343	(1)	30	31	(1)	59,266	47,250	(1)	26	(1)	46,577	(1)
800-1599	8	9	(1)	6,800	9,890	(1)	5	8	54,165	68,500	(1)	6	8	(1)	10,700	44,000	(1)	5	(1)	4,850	(1)
1600 and over	7	3	(1)	18,800	22,000	(1)	4	3	109,050	183,000	(1)	7	3	(1)	79,400	59,000	(1)	7	(1)	63,150	(1)
400-699	28	30	40	12,825	14,520	18,885	28	30	168,214	112,043	172,838	28	27	40	52,866	34,050	55,420	24	36	42,177	50,563
700-999	3	6	6	2,200	4,550	4,572	3	5	15,510	31,800	37,725	3	5	6	8,400	17,200	28,682	3	3	5,000	17,200
1000 and over	12	10	5	24,800	30,140	10,300	8	10	161,215	242,000	96,900	12	10	5	88,100	99,000	17,400	11	4	67,400	9,530
Gray																				
Total	556	739	579	40,998	45,787	50,840	542	706	287,274	201,013	390,524	498	667	587	75,922	73,012	102,291	273	313	20,361	34,374
None	———	———	———	———	———	———	8	5	1,885	2,732	1,805	8	8	8	846	1,036	514	3	5	259	179
Under 25	86	191	170	1,298	3,033	4,890	74	165	10,248	17,422	36,960	59	141	170	4,563	8,779	14,546	22	58	1,268	4,073
25-49	142	160		5,063	5,634		139	157	41,919	26,202		126	152		13,693	11,157		57		3,762	
50-99	187	221	212	12,150	13,862	14,147	184	214	88,875	57,771	107,597	174	205	212	24,493	21,404	32,291	93	118	4,925	10,729
100-199	108	142	144	13,125	17,796	17,634	105	140	67,946	68,395	126,675	99	138	144	19,918	24,986	32,351	75	91	6,954	10,701
200-399	28	25	46	6,310	5,462	10,919	27	25	32,465	28,491	92,361	27	23	46	8,704	5,650	17,324	19	36	1,638	6,937
400 and over	5	———	7	3,050	———	3,250	5	———	23,936	———	25,126	5	———	7	3,705	———	5,265	4	5	1,555	1,755
Grayson																				
Total	3,972	4,763	4,536	228,033	225,570	253,092	3,874	4,441	1,580,729	1,212,651	1,813,919	3,736	4,273	4,510	350,216	353,634	454,583	1,833	2,529	84,722	149,629
None	———	———	———	———	———	———	33	3	13,285	375	2,097	40	7	15	3,010	475	1,407	16	13	2,213	797
Under 25	708	1,321	2,451	11,284	20,315	67,328	642	1,096	88,862	89,907	528,771	589	1,014	2,418	29,243	42,212	153,067	199	1,092	7,094	44,444
25-49	1,281	1,640		44,202	55,938		1,215	1,581	309,240	272,601		1,186	1,530		87,154	102,688		537		18,719	

[1] Comparison with later censuses may be found in groups below beginning with 400-699.

COUNTY TABLE 1.—CHICKENS ON FARMS 1940, 1935, AND 1930; CHICKEN EGGS PRODUCED AND CHICKENS RAISED 1939, 1934, AND 1929; AND CHICKENS SOLD, 1939 AND 1929; CLASSIFIED BY NUMBER ON HAND—Continued

(Chickens on hand over 4 months old Apr. 1, 1940 and over 3 months old Jan. 1, 1935 and Apr. 1, 1930)

STATE OR COUNTY AND NUMBER OF CHICKENS ON HAND	CHICKENS ON HAND						CHICKEN EGGS PRODUCED					CHICKENS RAISED						CHICKENS SOLD			
	Farms reporting			Number			Farms reporting		Dozens			Farms reporting			Number			Farms reporting		Number	
	1940 (Apr.1)	1935 (Jan.1)	1930 (Apr.1)	1940 (Apr. 1)	1935 (Jan. 1)	1930 (Apr. 1)	1939	1934	1939	1934	1929	1939	1934	1929	1939	1934	1929	1939	1929	1939	1929
TEXAS—Continued																					
Grayson—Contd.																					
50-99	1,394	1,342	1,460	88,441	83,455	93,767	1,379	1,307	604,236	443,202	644,601	1,341	1,276	1,453	133,404	123,317	166,036	721	947	30,352	54,199
100-199	531	397	527	64,209	46,554	63,218	528	391	424,130	280,431	421,232	506	385	526	75,385	62,501	90,940	310	395	20,052	29,731
200-399	73	52	86	17,187	12,180	20,629	72	52	118,218	86,318	153,845	69	50	86	18,020	13,056	30,273	45	72	4,692	12,911
400 and over	5	11	12	2,710	7,130	8,150	5	11	22,758	39,817	63,373	5	11	12	4,000	9,385	12,880	5	10	1,600	7,547
Gregg																					
Total	1,166	1,302	1,650	30,454	30,467	44,852	1,099	1,248	238,038	125,627	317,807	1,084	1,105	1,646	88,229	51,558	96,057	177	642	27,858	29,890
None	———	———	———	———	———	———	8	2	2,088	40	660	14	2	8	18,030	72	491	9	4	17,287	235
Under 25	700	807	1,480	9,303	10,908	29,404	643	762	71,983	45,542	210,499	618	667	1,469	24,920	23,603	72,491	58	529	2,453	18,840
25-49	332	385		10,668	12,194		318	378	95,280	52,185		323	334		26,556	18,880		64		4,597	
50-99	101	92	135	5,835	5,180	8,058	98	90	43,315	19,609	50,743	97	85	134	9,947	6,942	13,598	31	84	1,266	5,455
100-199	28	16	25	3,298	1,785	2,936	27	15	16,790	7,251	20,380	27	15	25	5,720	1,780	4,305	12	17	1,830	1,780
200 and over	5	2	10	1,350	400	4,454	5	1	6,582	1,000	35,525	5	2	10	3,056	281	5,172	3	8	625	3,580
Grimes																					
Total	2,168	2,680	2,536	85,997	88,229	97,226	2,008	2,543	505,703	440,651	636,626	1,934	2,247	2,538	152,146	140,869	183,977	648	647	27,284	31,318
None	———	———	———	———	———	———	8	1	2,460	4	3,601	15	———	13	880	———	259	8	3	410	310
Under 25	781	1,254	1,865	11,257	18,485	42,295	679	1,198	55,021	67,362	278,983	612	996	1,860	22,127	33,310	98,737	91	394	2,065	14,523
25-49	756	859		25,135	27,547		713	818	146,135	148,048		703	765		52,049	46,758		230		8,541	
50-99	466	441	514	28,696	26,138	30,891	448	415	175,893	137,415	186,170	445	374	510	49,220	36,086	57,189	207	187	9,012	9,786
100-199	151	114	130	17,614	12,909	15,175	146	100	101,008	73,130	91,845	145	101	129	24,231	15,365	19,160	101	48	5,841	2,696
200 and over	14	12	27	3,295	3,150	8,865	14	11	25,186	14,692	76,027	14	11	26	5,639	9,350	8,632	11	15	1,415	4,001
Guadalupe																					
Total	2,431	3,359	3,193	165,176	220,008	234,559	2,339	3,220	1,158,773	1,157,588	1,576,190	2,134	2,865	3,176	217,120	219,448	279,832	840	1,395	72,836	83,409
None	———	———	———	———	———	———	3	2	270	516	500	4	2	2	1,584	210	610	7	1	1,373	420
Under 25	625	921	1,480	8,815	13,309	31,372	567	818	53,779	51,996	197,939	451	624	1,464	15,519	16,040	51,172	82	278	3,394	7,199
25-49	563	760		18,989	24,563		547	739	127,812	111,683		496	654		35,000	29,674		176		12,553	
50-99	621	856	772	40,530	53,560	50,262	608	845	270,644	279,022	336,449	576	793	772	47,828	58,646	68,671	233	416	9,263	18,417
100-199	486	623	672	60,419	77,544	84,440	482	617	411,797	406,782	540,199	472	598	669	63,095	70,279	88,563	255	470	16,962	28,570
200-399	123	179	251	29,238	41,588	59,095	119	179	217,671	257,325	415,869	122	177	251	31,553	38,276	56,466	79	214	10,616	21,921
400 and over	13	20	18	7,185	9,444	9,390	13	20	76,800	70,244	85,234	13	17	18	22,761	8,321	14,350	8	16	18,675	6,882
Hale																					
Total	1,451	1,528	1,535	116,008	110,920	123,866	1,370	1,447	783,556	549,944	898,497	1,331	1,417	1,539	220,332	196,365	261,871	757	913	67,810	99,802
None	———	———	———	———	———	———	5	7	3,000	2,155	2,050	11	9	8	13,195	7,004	864	8	8	10,385	720
Under 25	177	225	534	2,812	3,845	15,111	148	189	24,271	28,350	118,956	130	177	532	9,609	12,053	46,252	41	206	2,775	14,302
25-49	324	392		11,729	13,977		297	371	93,255	84,659		289	363		28,085	32,043		121		6,069	
50-99	509	514	531	33,095	33,023	35,397	490	491	229,453	155,221	267,600	480	482	529	69,263	58,133	88,361	283	341	17,721	35,654
100-199	341	315	378	42,826	38,084	47,454	333	308	269,123	180,046	304,156	325	306	378	67,638	56,259	81,512	226	280	19,939	28,187
200-399	89	72	77	20,054	17,041	18,504	87	71	134,210	77,249	138,175	85	70	77	24,862	24,273	29,142	70	64	8,701	12,160
400 and over	11	10	15	5,492	4,950	7,400	10	10	30,244	22,264	67,580	11	10	15	7,680	6,600	15,740	8	14	2,220	8,779

Hall																				
Total	1,012	1,349	1,569	73,469	83,828	88,716	980	1,308	499,252	437,452	642,551	964	1,279	1,572	144,005	140,622	191,457	537	667	30,491	53,178
None							6	10	2,247	2,546	4,328	6	13	10	750	1,270	1,061	4	6	171	498
Under 25	108	191	830	1,817	3,116	22,192	88	164	20,489	19,602	171,688	77	152	827	6,364	8,608	63,566	38	248	1,529	15,935
25-49	244	367		8,678	12,651		236	352	66,671	74,117		229	348		22,083	27,804		99		3,578	
50-99	429	540	499	28,324	34,003	31,385	423	536	207,272	189,040	256,565	422	524	497	60,598	60,140	72,695	251	267	11,598	20,681
100-199	187	219	198	23,365	25,257	23,853	184	214	141,327	119,293	147,673	186	211	198	38,015	32,860	40,018	136	117	8,923	11,175
200 and over	44	32	42	11,285	8,801	11,286	43	32	61,246	32,854	82,297	44	31	40	16,195	9,940	14,117	31	29	4,692	4,889
Hamilton																				
Total	1,800	1,827	1,873	209,606	178,144	152,777	1,753	1,746	1,910,493	1,174,317	1,232,957	1,626	1,503	1,859	264,284	185,612	225,716	670	963	100,605	68,923
None							4	2	1,519	229		4	2	2	425	100	140	3	1	309	75
Under 25	137	187	650	2,199	3,163	18,506	121	150	17,336	12,580	163,069	97	102	639	3,621	3,735	34,749	19	205	478	7,779
25-49	229	358		7,962	12,360		217	338	66,177	57,243		190	254		10,220	11,937		41		1,461	
50-99	498	552	660	33,705	36,125	43,585	485	534	294,897	193,520	374,150	445	466	658	37,117	38,627	65,143	155	333	11,497	14,359
100-199	633	502	425	82,540	63,970	53,375	623	496	748,578	426,234	404,315	591	466	422	85,157	64,832	75,223	279	308	20,529	22,274
200-399	273	201	122	66,896	48,316	29,486	273	199	631,763	356,076	229,950	269	188	122	105,522	49,786	37,671	155	102	53,676	15,595
400-799	27	23	(1)	12,994	10,560	(1)	27	23	114,702	94,560	(1)	27	21	(1)	19,222	12,255	(1)	15	(1)	10,785	(1)
800 and over	3	4	(1)	3,310	3,850	(1)	3	4	35,521	33,875	(1)	3	4	(1)	3,000	4,340	(1)	3	(1)	1,670	(1)
400-699	25	21	14	11,544	9,110	6,125	25	21	101,753	80,290	48,813	25	19	14	15,822	9,755	9,990	14	12	8,785	9,171
700 and over	5	6	2	4,760	5,100	1,700	5	8	48,470	48,145	12,660	5	8	2	6,400	6,840	2,800	4	2	3,670	1,670
Hansford																				
Total	218	313	240	17,721	22,700	21,833	196	298	125,091	98,420	180,281	191	297	243	35,975	39,731	39,085	89	59	8,266	6,872
None							1		172		1,365	2		4	304		811		2		361
Under 25	16	46	73	271	790	2,207	12	38	1,989	3,010	18,960	11	37	72	486	1,774	6,329	4	13	68	1,110
25-49	49	64		1,716	2,257		43	59	14,370	7,385		37	61		3,686	4,267		13		539	
50-99	86	106	72	5,743	6,828	4,582	78	105	38,467	34,735	40,595	78	103	72	13,280	13,473	9,765	38	14	2,760	1,678
100-199	51	84	69	6,275	9,735	8,754	48	84	38,379	41,150	70,758	49	84	69	9,565	16,087	14,345	26	22	1,499	2,565
200 and over	14	13	26	3,716	3,090	6,290	14	12	31,714	10,160	48,603	14	12	26	8,652	4,130	7,835	8	8	3,400	1,158
Hardeman																				
Total	886	1,195	1,224	60,008	73,499	73,399	847	1,128	441,222	356,832	516,178	850	1,084	1,232	113,473	116,902	163,818	441	667	25,234	47,795
None							7		3,630		2,575	11		8	1,535		990	8	7	1,044	491
Under 25	91	189	622	1,445	3,085	17,350	72	144	13,232	11,105	131,387	67	130	622	5,299	6,189	52,444	24	273	1,421	13,974
25-49	235	339		8,501	11,989		225	323	72,479	62,239		227	310		19,965	24,486		90		3,395	
50-99	376	449	405	24,119	28,187	25,770	365	444	177,774	142,585	178,548	365	435	405	48,718	47,141	58,431	208	247	11,045	16,790
100-199	157	188	162	19,370	22,133	20,527	151	187	126,122	102,189	135,944	153	179	162	28,681	29,746	39,503	94	112	6,086	11,877
200 and over	27	30	35	6,573	8,105	9,752	27	30	47,985	38,714	67,724	27	30	35	9,275	9,360	12,450	17	28	2,243	4,663
Hardin																				
Total	1,128	804	574	39,248	22,673	26,733	1,080	727	271,962	139,413	213,491	1,019	626	582	55,321	27,333	44,972	436	317	17,709	25,630
None							3		337		3,118	6		9	198		351	1	8	40	597
Under 25	441	431	400	6,997	6,356	9,243	404	371	54,547	38,024	79,488	373	294	399	13,561	9,061	19,580	135	176	3,759	8,855
25-49	477	257		15,470	8,404		467	244	107,257	54,633		438	224		21,337	9,937		187		6,552	
50-99	168	99	113	10,113	5,763	6,665	166	96	60,776	33,566	47,951	162	92	113	12,833	6,213	10,616	86	79	4,227	5,570
100-199	30	16	48	3,563	1,950	5,785	30	15	27,476	12,125	44,405	30	15	48	3,207	2,047	8,970	19	41	1,094	5,403
200 and over	10	1	13	3,105	200	5,040	10	1	21,569	1,065	38,529	10	1	13	4,185	75	5,475	8	13	2,037	3,205
Harris																				
Total	5,472	3,372	3,596	351,762	224,148	310,188	5,052	3,039	2,771,135	1,499,695	2,430,725	4,682	2,342	3,396	565,871	225,566	424,720	1,668	1,507	280,899	166,310
None							27	4	7,272	1,832	19,514	34	2	17	7,580	90	4,418	23	16	7,341	1,191
Under 25	1,738	983	1,861	24,853	15,830	44,085	1,504	830	206,567	55,215	353,150	1,295	453	1,668	52,959	15,907	96,151	216	454	10,688	31,344
25-49	1,565	885		51,815	29,496		1,463	767	421,463	169,398		1,373	641		91,842	34,531		370		25,015	
50-99	1,211	879	834	75,122	54,443	53,822	1,157	815	591,803	348,491	426,119	1,099	700	822	153,001	53,883	78,696	475	407	81,270	24,215
100-199	598	429	551	72,543	51,394	67,645	563	415	549,762	384,464	503,824	547	363	545	91,272	44,793	76,108	318	358	47,271	29,725
200-399	253	142	254	63,265	34,968	63,011	237	137	497,576	275,281	479,631	251	131	251	65,738	32,755	67,583	177	194	31,125	30,285
400-799	87	39	(1)	42,679	19,392	(1)	82	38	315,609	165,598	(1)	83	37	(1)	78,979	15,947	(1)	72	(1)	62,064	(1)
800 and over	20	15	(1)	21,485	20,625	(1)	19	15	181,083	119,418	(1)	20	15	(1)	24,500	27,660	(1)	17	(1)	18,125	(1)
400-699	83	36	57	39,859	17,175	27,935	78	35	297,809	144,857	191,498	79	34	55	76,529	14,107	32,533	70	46	60,764	13,446
700-999	13	9	19	10,405	7,317	14,841	13	9	71,318	60,446	125,793	13	9	18	12,550	7,940	16,157	9	15	7,475	7,422
1000 and over	11	9	20	13,900	15,525	38,849	10	9	127,565	79,715	331,196	11	9	20	14,400	21,560	53,074	10	17	9,950	28,682

[1] Comparison with later censuses may be found in groups below beginning with 400-699.

COUNTY TABLE 1.—CHICKENS ON FARMS 1940, 1935, AND 1930; CHICKEN EGGS PRODUCED AND CHICKENS RAISED 1939, 1934, AND 1929; AND CHICKENS SOLD, 1939 AND 1929; CLASSIFIED BY NUMBER ON HAND—Continued

(Chickens on hand over 4 months old Apr. 1, 1940 and over 3 months old Jan. 1, 1935 and Apr. 1, 1930)

STATE OR COUNTY AND NUMBER OF CHICKENS ON HAND	CHICKENS ON HAND						CHICKEN EGGS PRODUCED					CHICKENS RAISED						CHICKENS SOLD			
	Farms reporting			Number			Farms reporting		Dozens			Farms reporting			Number			Farms reporting		Number	
	1940 (Apr.1)	1935 (Jan.1)	1930 (Apr.1)	1940 (Apr. 1)	1935 (Jan. 1)	1930 (Apr. 1)	1939	1934	1939	1934	1929	1939	1934	1929	1939	1934	1929	1939	1929	1939	1929
TEXAS—Continued																					
Harrison																					
Total	4,493	5,725	5,071	107,107	108,578	111,659	4,308	5,441	632,391	351,792	558,596	4,241	5,175	5,043	221,042	177,410	220,340	772	1,204	37,518	52,657
None	—	—	—	—	—	—	16	16	693	451	1,331	17	13	16	434	412	617	5	4	370	128
Under 25	2,857	4,344	4,714	37,247	52,544	79,027	2,690	4,084	197,320	140,651	369,087	2,615	3,837	4,672	93,029	95,881	171,162	295	1,009	8,749	34,248
25-49	1,221	1,072		38,233	33,255		1,195	1,043	225,884	103,761		1,203	1,026		74,360	53,083		291		10,470	
50-99	351	261	277	20,879	15,596	16,961	343	252	125,151	64,201	90,931	342	253	276	38,095	20,932	26,937	150	142	12,252	8,779
100-199	55	38	58	6,753	4,393	7,137	55	36	50,555	18,109	42,573	55	37	57	8,374	4,281	8,172	26	33	2,757	2,423
200-399	6	9	17	1,720	2,340	4,494	6	9	12,388	15,619	28,395	6	8	17	2,150	2,221	5,332	2	11	570	2,149
400 and over	3	1	5	2,275	450	4,040	3	1	20,400	9,000	26,279	3	1	5	4,600	600	8,120	3	5	2,350	4,930
Hartley																					
Total	176	271	210	12,686	14,650	15,814	168	268	103,139	77,464	113,351	168	207	209	19,623	18,077	23,529	68	49	4,133	3,331
None	—	—	—	—	—	—	1	—	50	—	620	1	—	2	200	—	235	1	—	200	—
Under 25	23	57	83	400	942	2,313	18	56	2,549	5,066	17,732	17	34	81	691	1,499	4,950	1	12	12	1,113
25-49	50	85		1,755	2,776		49	84	13,436	10,115		47	64		3,523	3,675		12		618	
50-99	61	86	71	3,989	5,389	4,756	58	85	34,486	29,746	31,472	61	68	71	6,988	6,006	7,324	26	19	1,285	754
100-199	32	38	45	4,287	4,493	5,445	32	38	37,618	26,147	39,742	32	36	44	5,831	5,332	7,795	23	18	1,662	1,464
200 and over	10	5	11	2,255	1,050	3,300	10	5	15,000	6,390	23,785	10	5	11	2,390	1,565	3,225	5	—	356	—
Haskell																					
Total	1,772	2,055	2,185	181,098	168,778	125,212	1,730	1,997	1,509,108	841,608	985,957	1,614	1,925	2,198	220,985	222,398	261,101	816	1,310	55,623	83,492
None	—	—	—	—	—	—	9	34	4,955	7,454	7,807	7	29	27	665	2,291	1,705	5	20	304	1,168
Under 25	117	200	1,178	1,779	3,279	32,226	100	178	21,421	18,917	283,228	74	144	1,168	5,188	7,121	93,254	27	588	1,606	27,119
25-49	277	434		9,901	15,223		262	403	90,044	80,961		236	374		18,056	24,292		93		3,856	
50-99	585	748	667	39,230	48,723	43,030	577	729	344,449	252,261	334,220	539	720	666	54,867	71,462	88,614	234	447	11,308	26,494
100-199	596	516	291	75,531	63,680	35,909	586	501	617,409	303,703	261,321	565	502	289	85,114	77,494	57,324	318	212	19,755	19,585
200-399	176	148	40	43,062	33,563	9,322	175	143	341,164	148,919	57,538	172	147	39	43,095	35,248	10,704	121	34	12,398	3,836
400 and over	21	9	9	11,595	4,310	4,725	21	9	89,666	29,393	41,843	21	9	9	14,000	4,490	9,500	18	9	6,396	5,290
Hays																					
Total	1,001	1,263	1,274	47,723	57,752	65,975	939	1,154	330,756	259,705	465,932	810	1,129	1,258	71,036	66,978	77,896	218	374	32,137	20,069
None	—	—	—	—	—	—	4	2	540	3,060	760	3	4	3	20,048	4,980	190	3	1	20,019	60
Under 25	324	401	778	4,797	5,988	16,490	292	332	34,279	22,179	111,828	208	335	761	6,429	7,835	23,662	28	97	1,947	3,594
25-49	308	416		10,432	13,659		293	391	71,978	50,072		262	379		11,460	17,508		52		2,537	
50-99	250	308	295	15,489	18,636	19,218	236	295	101,429	83,320	128,685	222	287	294	15,432	22,954	22,113	78	145	2,746	6,384
100-199	101	108	165	12,411	12,359	20,122	96	104	82,280	61,742	150,161	97	97	164	13,352	10,130	21,116	47	107	3,941	6,670
200 and over	18	30	36	4,594	7,110	10,145	18	30	40,250	39,332	74,498	18	27	36	4,315	3,569	10,815	10	24	947	3,361
Hemphill																					
Total	323	352	365	24,824	27,249	27,670	313	337	195,481	146,096	228,454	291	292	365	42,753	35,812	60,835	169	178	12,194	20,794
None	—	—	—	—	—	—	1	—	1,040	—	600	—	—	—	—	—	—	1	—	60	—
Under 25	34	46	145	578	831	3,959	30	39	6,198	1,800	31,682	23	23	145	1,840	1,304	12,276	7	43	603	3,365
25-49	64	94		2,267	3,297		60	90	18,558	13,879		56	77		6,163	5,101		31		1,781	
50-99	137	118	123	8,515	7,527	7,755	135	115	70,750	35,022	64,487	127	107	123	17,096	11,852	22,749	72	66	4,819	6,157
100-199	71	68	69	9,099	8,448	8,591	70	67	66,098	42,308	58,797	69	62	69	12,529	10,930	15,580	45	48	3,529	4,738
200 and over	17	26	28	4,365	7,146	7,365	17	26	32,837	53,087	72,888	16	23	28	5,125	6,625	10,230	13	21	1,402	6,534

Henderson																				
Total	3,537	4,060	3,772	129,612	120,598	131,992	3,359	3,784	958,267	667,573	883,095	3,197	3,457	3,752	228,871	167,920	251,162	1,171	1,282	56,761	60,762
None							13	15	2,328	1,309	1,580	16	14	9	1,955	479	715	11	7	875	232
Under 25	1,314	2,017	3,065	19,794	31,141	72,421	1,194	1,793	142,219	165,625	504,246	1,054	1,577	3,036	42,480	48,824	149,199	220	895	7,786	35,628
25-49	1,371	1,498		45,622	48,421		1,324	1,444	325,956	256,534		1,296	1,357		85,870	69,030		496		18,578	
50-99	683	469	564	41,202	27,507	34,396	663	460	298,029	161,338	211,838	666	439	564	64,815	36,630	53,353	328	279	15,894	13,757
100-199	149	61	102	17,154	6,829	13,225	145	59	133,915	37,958	73,935	145	56	102	24,739	7,557	15,082	102	68	9,873	5,342
200-399	17	7	33	3,910	1,890	8,150	17	6	31,220	10,664	66,368	17	7	33	5,012	2,250	9,313	14	33	3,755	5,803
400 and over	3	8	8	1,930	4,810	3,800	3	7	24,600	34,145	25,128	3	7	8	4,000	3,150	3,500				
Hidalgo																					
Total	2,715	3,804	2,744	114,918	130,275	126,198	2,550	3,449	827,306	822,605	1,093,918	2,181	3,127	2,650	161,366	152,629	278,876	774	749	54,036	60,230
None							18		3,180		6,756	26	4	50	1,231	127	3,957	9	20	262	2,825
Under 25	1,166	1,972	1,917	16,099	26,068	38,958	1,043	1,758	115,906	124,889	323,955	799	1,640	1,793	26,833	33,120	152,374	137	324	6,430	16,357
25-49	703	957		23,183	30,923		663	861	164,988	187,818		591	764		33,620	40,022		178		8,197	
50-99	582	624	516	36,067	37,886	31,865	568	588	264,078	241,763	267,828	527	528	502	50,470	44,887	48,907	276	222	16,701	14,648
100-199	210	214	238	25,290	25,263	29,810	205	205	177,411	188,875	250,169	186	162	254	29,332	26,708	41,129	132	135	12,763	14,654
200-399	47	32	56	10,903	7,835	13,535	47	32	74,168	67,266	121,905	45	26	55	16,130	6,590	18,999	36	37	7,723	7,671
400 and over	7	5	17	3,376	2,300	12,030	6	5	27,575	11,994	123,305	7	3	16	3,750	1,175	13,510	6	11	1,960	4,075
Hill																					
Total	3,727	4,310	4,527	243,893	232,927	279,749	3,594	4,067	1,778,822	1,132,225	2,036,059	3,525	3,906	4,500	347,981	329,079	471,562	1,448	2,145	65,616	120,788
None							7	4	3,486	408	3,717	5	6	20	820	185	1,369	5	11	465	699
Under 25	526	931	2,105	8,342	14,659	55,533	455	802	63,704	59,220	443,188	427	710	2,070	18,716	28,099	122,688	97	683	2,809	27,647
25-49	1,015	1,341		34,908	46,002		977	1,271	259,614	214,030		941	1,231		61,648	77,216		298		9,032	
50-99	1,384	1,411	1,566	88,519	88,290	101,973	1,363	1,374	656,084	409,169	731,539	1,359	1,354	1,560	132,953	128,431	181,256	581	869	21,130	42,985
100-199	680	543	727	81,682	63,035	86,695	672	532	589,654	310,838	583,701	672	524	721	103,784	72,550	124,199	380	484	23,375	34,640
200-399	115	79	116	26,984	17,991	27,508	113	79	176,061	108,700	194,874	114	76	116	27,115	19,785	32,450	80	85	7,642	10,422
400 and over	7	5	13	3,460	2,950	8,040	7	5	30,219	29,860	79,040	7	5	13	2,945	2,813	9,600	7	13	1,163	4,395
Hockley																					
Total	1,395	1,305	1,091	162,588	101,958	74,604	1,368	1,244	1,041,262	508,719	462,223	1,255	1,174	1,090	199,130	127,562	124,781	541	375	40,437	24,322
None							8	3	2,958	392	725	7	4	3	2,646	190	585	6	4	2,489	338
Under 25	76	160	437	1,153	2,560	12,362	74	139	10,441	18,495	85,210	48	121	434	2,881	6,741	25,595	8	79	393	4,649
25-49	171	300		6,132	10,572		160	284	35,417	57,768		135	263		10,324	16,946		34		1,547	
50-99	389	453	399	26,308	29,574	26,729	375	436	163,975	163,701	151,659	351	413	398	36,749	39,587	45,215	141	157	5,957	7,799
100-199	533	303	223	69,195	36,912	27,340	528	296	430,343	175,350	171,299	500	289	223	87,502	42,448	40,846	230	115	15,874	7,994
200-399	205	83	29	49,820	19,590	6,773	202	80	314,407	82,141	42,680	196	79	29	50,228	19,815	10,215	110	17	10,941	2,794
400 and over	21	6	3	9,980	2,750	1,400	21	6	83,721	10,872	10,650	18	5	3	8,800	1,835	2,325	12	3	3,236	748
Hood																					
Total	946	999	1,016	70,432	58,659	88,556	878	977	531,073	338,798	735,507	843	893	1,013	88,039	73,124	129,150	392	669	28,948	61,040
None							1		1,800		1,354	2		6	2,860		415	2	5	2,335	231
Under 25	119	252	369	2,026	4,253	10,101	97	236	15,146	18,668	85,502	88	204	364	4,122	7,663	22,400	32	180	1,277	9,415
25-49	229	303		8,043	10,608		210	299	54,586	50,314		195	272		12,230	14,565		67		2,997	
50-99	364	289	339	23,322	17,777	22,194	344	287	170,207	92,507	186,459	337	270	336	28,995	21,837	33,765	164	235	6,841	13,484
100-199	178	121	214	21,819	14,591	26,053	171	121	161,310	89,684	210,091	166	115	214	20,830	14,572	32,686	94	169	7,971	14,427
200-399	49	26	74	11,402	6,530	18,488	48	26	94,109	51,680	152,812	48	25	74	14,352	8,412	20,984	27	62	5,127	10,603
400 and over	7	8	20	3,820	4,900	11,720	7	8	33,915	35,945	99,289	7	7	19	4,650	6,075	18,900	6	18	2,400	12,880
Hopkins																					
Total	3,989	4,507	4,156	162,248	143,474	155,663	3,840	4,385	1,194,036	708,948	991,033	3,765	4,152	4,278	273,716	254,639	333,900	1,770	2,247	69,742	93,686
None							11	4	3,608	325	20,294	13	3	165	1,040	145	13,017	7	77	668	3,010
Under 25	1,228	1,971	3,257	19,710	30,423	80,560	1,130	1,863	152,148	142,107	512,536	1,084	1,713	3,215	51,586	69,126	207,445	403	1,580	12,444	55,513
25-49	1,621	1,830		54,170	58,834		1,575	1,814	397,945	253,982		1,557	1,757		100,998	110,832		733		23,869	
50-99	920	584	725	55,783	34,559	44,238	904	582	380,538	159,737	263,384	894	562	724	85,047	51,101	77,677	486	464	20,704	22,035
100-199	187	105	127	22,430	12,649	15,456	187	105	169,093	82,193	93,464	184	103	127	24,145	15,045	21,078	116	90	6,992	7,667
200-399	27	11	36	6,255	2,684	8,884	27	11	48,004	21,865	58,715	27	9	36	6,675	2,690	9,638	19	27	2,765	3,771
400 and over	6	6	(1)	3,900	4,325	(1)	6	6	42,700	48,739	(1)	6	5	(1)	4,225	5,700	(1)	6	(1)	2,300	(1)
400-699	3	3	8	1,450	1,450	3,525	3	3	10,300	8,500	25,600	3	2	8	1,625	1,200	3,045	3	6	1,150	1,215
700 and over	3	3	3	2,450	2,875	3,000	3	3	32,400	40,239	17,040	3	3	3	2,600	4,500	2,000	3	3	1,150	475

[1] Comparison with later censuses may be found in groups below beginning with 400-699.

COUNTY TABLE 1.—CHICKENS ON FARMS 1940, 1935, AND 1930; CHICKEN EGGS PRODUCED AND CHICKENS RAISED 1939, 1934, AND 1929; AND CHICKENS SOLD, 1939 AND 1929; CLASSIFIED BY NUMBER ON HAND—Continued

(Chickens on hand over 4 months old Apr. 1, 1940 and over 3 months old Jan. 1, 1935 and Apr. 1, 1930)

STATE OR COUNTY AND NUMBER OF CHICKENS ON HAND	CHICKENS ON HAND						CHICKEN EGGS PRODUCED					CHICKENS RAISED						CHICKENS SOLD			
	Farms reporting			Number			Farms reporting		Dozens			Farms reporting			Number			Farms reporting		Number	
	1940 (Apr. 1)	1935 (Jan. 1)	1930 (Apr. 1)	1940 (Apr. 1)	1935 (Jan. 1)	1930 (Apr. 1)	1939	1934	1939	1934	1929	1939	1934	1929	1939	1934	1929	1939	1929	1939	1929
TEXAS—Continued																					
Houston																					
Total	3,740	4,341	3,421	127,207	115,668	107,845	3,480	4,064	852,589	515,085	760,587	3,377	3,818	3,421	189,527	164,914	164,681	933	829	38,666	42,268
None	—	—	—	—	—	—	14	4	3,349	412	1,445	15	7	10	605	290	410	8	1	368	15
Under 25	1,627	2,434	2,874	24,468	34,623	62,356	1,453	2,202	165,087	138,876	431,805	1,376	2,008	2,865	44,729	57,338	105,445	261	563	7,303	19,941
25-49	1,422	1,418		46,847	45,104		1,363	1,374	312,918	196,893		1,333	1,334		71,734	62,235		391		12,573	
50-99	539	416	450	32,535	24,550	28,273	508	411	215,610	115,148	186,212	513	398	450	42,044	29,496	41,093	190	206	8,104	15,375
100-199	124	59	75	14,587	6,937	9,066	116	59	97,741	35,411	72,195	115	58	74	16,866	7,779	11,168	68	43	5,328	4,309
200-399	22	13	17	5,320	2,954	4,407	20	13	32,474	12,921	36,137	19	12	17	8,374	2,735	4,165	10	13	3,000	1,843
400 and over	6	1	5	3,450	1,500	3,743	6	1	25,410	15,424	32,793	6	1	5	5,175	5,041	2,400	5	3	1,990	785
Howard																					
Total	746	896	958	59,983	65,374	68,026	703	822	426,496	288,375	477,015	637	773	941	67,331	75,619	108,301	145	452	8,004	38,042
None	—	—	—	—	—	—	—	13	—	2,359	1,100	2	15	5	90	987	490	—	1	—	50
Under 25	81	128	427	1,260	1,929	11,110	65	85	7,231	13,446	98,159	40	66	426	1,302	3,083	26,942	1	131	75	8,969
25-49	142	201		4,992	6,941		131	176	39,202	34,192		100	167		4,977	9,550		12		423	
50-99	281	299	257	18,711	19,063	16,687	271	286	136,271	84,523	119,481	255	270	257	22,729	23,965	29,094	59	129	2,897	9,296
100-199	199	227	186	24,415	27,283	22,547	193	222	172,262	115,786	139,763	197	219	186	27,883	29,746	31,418	58	135	3,185	11,414
200 and over	43	41	68	10,605	10,158	17,682	43	40	71,530	38,069	118,512	43	36	67	10,350	8,288	20,357	15	56	1,424	8,313
Hudspeth																					
Total	99	85	66	2,898	2,868	1,752	88	78	15,588	14,850	12,613	70	59	66	3,519	4,126	2,568	7	2	496	70
None	—	—	—	—	—	—	2	—	191	—	—	3	—	—	175	—	—	2	—	250	—
Under 25	59	43	51	914	669	762	47	39	3,717	4,698	5,465	29	23	51	1,061	1,470	1,279	2	1	60	20
25-49	29	23		940	722		29	22	4,003	3,310		28	20		1,079	1,157		1		6	
50-99	8	14	13	494	727	700	7	14	2,577	4,702	5,000	7	12	13	554	1,029	1,059	2	—	180	—
100 and over	3	5	2	550	750	290	3	3	5,100	2,140	2,148	3	4	2	650	470	230	—	1	—	50
Hunt																					
Total	4,172	4,953	4,885	199,005	194,307	215,460	3,976	4,785	1,574,960	1,236,999	1,655,925	3,988	4,710	4,847	340,953	338,089	429,405	1,723	2,921	74,979	142,583
None	—	—	—	—	—	—	6	8	897	1,320	4,090	11	8	18	875	458	978	3	15	225	747
Under 25	807	1,511	3,259	13,219	24,551	85,110	707	1,391	122,242	150,412	697,821	700	1,324	3,206	34,679	54,987	211,771	187	1,664	7,911	64,291
25-49	1,735	2,065		59,888	69,325		1,661	2,031	502,130	432,677		1,665	2,020		120,614	136,057		697		24,439	
50-99	1,302	1,153	1,288	80,440	69,121	79,496	1,280	1,137	619,271	457,830	578,192	1,290	1,137	1,287	129,626	110,624	148,518	632	970	26,531	50,809
100-199	289	195	284	33,805	22,123	34,020	283	189	243,078	145,015	251,165	285	193	284	40,137	27,235	48,071	175	224	10,492	16,983
200-399	33	24	45	7,903	5,811	11,224	33	24	55,799	41,160	75,346	31	24	44	8,422	6,591	13,067	24	39	2,721	6,013
400 and over	6	5	9	3,750	3,376	5,610	6	5	31,543	8,585	49,311	6	4	8	6,600	2,137	7,000	5	9	2,660	3,740
Hutchinson																					
Total	123	154	129	7,510	10,082	8,718	118	142	63,878	48,228	61,553	114	134	131	17,247	15,608	15,830	42	33	3,008	3,766
None	—	—	—	—	—	—	1	—	300	—	400	3	1	2	268	100	580	1	2	10	290
Under 25	17	28	60	246	454	1,599	15	23	1,919	2,717	11,151	15	14	60	777	902	3,925	3	7	85	690
25-49	35	41		1,273	1,371		33	38	10,598	10,621		28	38		2,677	3,275		6		210	
50-99	47	49	35	2,861	2,902	2,174	46	47	29,196	16,785	13,505	44	45	35	7,825	4,663	4,088	22	11	1,798	1,179
100 and over	24	36	34	3,130	5,355	4,945	23	34	21,865	18,105	36,497	24	36	34	5,700	6,668	7,237	10	13	905	1,607

Irion																				
Total	101	153	128	5,868	7,669	7,027	95	152	44,623	61,664	52,166	90	142	110	11,061	10,887	11,896	25	32	3,762	3,006
None	—	—	—	—	—	—	—	2	—	170	—	—	1	1	—	25	75	—	1	—	25
Under 25	31	50	79	505	843	2,029	28	48	3,466	6,535	14,213	24	42	60	2,140	1,221	3,552	3	12	1,612	457
25-49	29	47		954	1,601		28	46	8,345	12,565		27	43		2,067	2,481		7		374	
50-99	22	36	30	1,284	2,275	1,913	20	36	6,732	19,310	13,600	20	36	30	2,284	3,435	2,919	7	12	402	696
100-199	16	14	14	2,230	1,550	1,735	16	14	13,305	12,168	12,633	16	14	14	2,645	2,190	3,270	8	7	1,374	1,828
200 and over	3	6	5	895	1,400	1,350	3	6	12,775	10,916	11,720	3	6	5	1,925	1,535	2,100				
Jack																					
Total	1,098	1,181	1,061	50,048	44,794	57,662	1,046	1,130	388,867	205,706	428,858	1,017	820	1,055	96,485	54,769	97,378	504	543	25,100	31,713
None	—	—	—	—	—	—	4	11	795	830	90	6	10	—	355	529	—	5	3	307	57
Under 25	304	490	665	4,951	7,704	17,819	268	459	44,877	31,594	142,262	250	284	659	15,460	13,917	36,838	100	276	4,575	9,811
25-49	426	400		14,723	13,549		409	383	113,638	55,690		399	308		30,411	17,771		170		6,455	
50-99	274	222	288	17,259	13,487	18,357	271	209	123,601	69,347	134,559	268	165	288	31,469	14,319	30,654	161	181	7,443	9,554
100-199	84	57	74	10,152	6,599	9,161	84	56	78,422	35,270	57,481	84	43	74	14,540	5,486	12,786	60	57	4,705	4,898
200-399	7	9	27	1,563	2,030	6,433	7	9	12,264	8,225	44,721	7	7	27	2,350	847	8,125				
400 and over	3	3	7	1,400	1,425	5,892	3	3	15,070	4,750	49,725	3	3	7	1,900	1,900	8,975	8	26	1,615	7,393
Jackson																					
Total	1,166	1,337	1,286	79,398	77,691	83,205	1,099	1,253	658,753	405,957	600,655	1,086	1,124	1,287	129,204	80,752	111,557	563	498	61,924	31,141
None	—	—	—	—	—	—	2	1	580	27	1,843	6	2	3	3,928	196	215	5	2	3,738	74
Under 25	236	285	643	3,522	4,346	15,399	201	237	28,453	16,527	110,524	190	181	641	14,427	5,452	27,350	65	147	8,568	5,775
25-49	270	398		9,173	13,667		258	373	76,318	62,830		252	331		15,537	15,501		98		5,186	
50-99	351	410	375	22,915	25,643	24,173	330	401	199,380	131,749	168,914	335	376	375	34,714	29,167	33,504	188	187	14,694	8,974
100-199	262	206	211	32,703	24,740	26,034	261	204	261,249	132,733	194,101	257	199	211	41,233	23,441	29,538	174	123	17,589	7,657
200 and over	47	38	57	11,085	9,295	17,599	47	37	92,773	62,091	125,273	46	35	57	19,365	6,995	20,950	33	39	12,149	8,661
Jasper																					
Total	1,584	1,594	1,224	54,913	40,752	40,259	1,529	1,471	325,662	188,519	262,365	1,476	1,348	1,210	93,487	65,076	58,390	708	417	27,350	18,273
None	—	—	—	—	—	—	5	1	601	8	40	7	1	—	235	15	—	7	—	189	—
Under 25	696	872	1,010	10,001	12,322	22,748	653	765	58,748	50,186	155,671	607	682	996	21,420	20,517	37,712	268	305	6,410	9,800
25-49	598	575		19,871	17,831		585	560	115,300	80,750		575	531		34,599	28,843		273		8,615	
50-99	225	128	170	13,206	7,490	10,447	221	126	79,691	37,750	60,362	223	116	170	21,593	10,442	13,841	126	83	7,057	4,823
100-199	50	16	35	6,125	1,859	4,639	50	16	37,892	10,730	27,851	49	15	35	8,141	1,559	4,287	26	24	2,272	2,020
200-399	9	2	9	2,110	450	2,425	9	2	13,430	700	18,441	9	2	9	2,435	700	2,550	8	7	2,807	1,630
400 and over	6	1	—	3,800	800	—	6	1	20,000	8,395	—	6	1	—	5,064	3,000	—				
Jeff Davis																					
Total	77	73	42	3,202	2,676	2,861	66	68	19,187	15,246	19,857	61	46	40	5,626	3,253	4,256	24	16	1,302	1,329
None	—	—	—	—	—	—	2	—	459	—	—	2	—	—	275	—	—	1	—	14	—
Under 25	30	32	20	413	473	497	21	29	2,932	2,006	3,097	18	15	18	1,061	563	921	3	3	195	139
25-49	21	22		661	691		17	20	3,309	3,109		16	14		950	588		5		98	
50-99	16	15	14	933	956	875	16	15	5,109	5,878	6,333	15	14	14	1,500	1,716	1,785	8	9	400	566
100 and over	10	4	8	1,195	556	1,289	10	4	7,378	4,253	10,427	10	3	8	1,840	386	1,550	7	4	595	624
Jefferson																					
Total	1,688	1,369	764	75,840	60,330	48,544	1,587	1,239	598,306	367,805	399,095	1,533	1,057	757	121,446	85,754	73,728	326	339	29,343	21,561
None	—	—	—	—	—	—	11	—	1,438	—	456	22	—	2	3,132	—	175	10	2	2,413	42
Under 25	693	505	375	10,474	7,949	9,202	619	414	81,760	37,366	75,779	582	300	369	22,382	10,961	18,384	60	122	2,642	4,094
25-49	553	444		18,049	14,488		529	423	141,737	77,080		510	382		33,170	20,964		97		4,720	
50-99	305	303	238	18,374	18,345	14,967	292	289	129,349	118,804	126,343	287	270	237	25,488	24,009	25,081	86	122	4,545	6,307
100-199	96	87	111	11,333	10,518	12,945	96	84	83,754	67,911	112,602	91	75	109	15,169	11,940	17,662	39	64	5,345	5,969
200-399	27	25	35	6,365	5,430	8,330	27	24	41,054	34,404	56,160	27	25	35	7,825	7,130	9,926	21	25	1,951	3,605
400-799	6	4	[1]	2,620	2,500	[1]	6	4	15,915	22,240	[1]	6	4	[1]	3,430	6,750	[1]	5	[1]	2,752	[1]
800 and over	8	1	[1]	8,625	1,100	[1]	7	1	103,299	10,000	[1]	8	1	[1]	10,850	4,000	[1]	8	[1]	4,975	[1]
400-699	6	2	3	2,620	1,050	1,550	6	2	15,915	8,315	15,335	6	2	3	3,430	4,350	2,500	5	2	2,752	900
700-999	3	2	2	2,400	1,450	1,550	2	2	15,365	13,925	12,420	3	2	2	2,850	2,400	2,000	3	2	1,905	644
1000 and over	5	1	—	6,225	1,100	—	5	1	87,934	10,000	—	5	1	—	8,000	4,000	—	5	—	3,070	—

[1] Comparison with later censuses may be found in groups below beginning with 400-699.

COUNTY TABLE 1.—CHICKENS ON FARMS 1940, 1935, AND 1930; CHICKEN EGGS PRODUCED AND CHICKENS RAISED 1939, 1934, AND 1929; AND CHICKENS SOLD, 1939 AND 1929; CLASSIFIED BY NUMBER ON HAND—Continued

(Chickens on hand over 4 months old Apr. 1, 1940 and over 3 months old Jan. 1, 1935 and Apr. 1, 1930)

STATE OR COUNTY AND NUMBER OF CHICKENS ON HAND	CHICKENS ON HAND						CHICKEN EGGS PRODUCED					CHICKENS RAISED						CHICKENS SOLD			
	Farms reporting			Number			Farms reporting		Dozens			Farms reporting			Number			Farms reporting		Number	
	1940 (Apr.1)	1935 (Jan.1)	1930 (April)	1940 (Apr. 1)	1935 (Jan. 1)	1930 (Apr. 1)	1939	1934	1939	1934	1929	1939	1934	1929	1939	1934	1929	1939	1929	1939	1929
TEXAS—Continued																					
Jim Hogg																					
Total	117	159	167	3,033	3,485	3,001	103	157	14,806	19,804	18,666	105	153	165	4,463	8,920	5,749	22	23	893	736
None	—	—	—	—	—	—	1	—	60	—	—	—	—	—	—	—	—	1	—	7	—
Under 25	77	111	156	964	1,689	2,108	64	109	4,212	9,659	12,732	70	105	154	1,715	4,949	4,059	11	20	282	551
25-49	26	36		798	1,046		24	36	4,188	6,080		21	36		840	2,731		3		72	
50-99	9	11	8	596	650	558	9	11	2,462	3,465	3,610	9	11	8	958	1,170	1,190	3	2	222	155
100 and over	5	1	3	675	100	335	5	1	3,884	600	2,324	5	1	3	950	70	500	4	1	330	30
Jim Wells																					
Total	1,053	1,252	973	76,388	69,375	51,599	1,023	1,169	618,154	453,308	349,748	955	1,112	969	99,417	69,584	73,019	435	392	32,434	22,223
None	—	—	—	—	—	—	2	1	720	60	91	6	—	7	1,868	—	295	5	3	1,030	172
Under 25	322	473	625	4,618	6,643	11,682	303	401	41,932	36,570	81,770	268	366	615	8,102	9,984	21,562	44	167	1,579	4,640
25-49	190	308		6,200	10,340		186	300	52,361	64,340		169	288		10,221	12,603		60		2,110	
50-99	240	248	158	15,244	15,664	10,398	235	244	112,204	100,401	77,072	223	239	158	21,347	16,647	15,418	107	87	6,453	4,781
100-199	202	159	144	24,916	20,161	18,159	200	159	197,808	127,523	119,845	196	155	143	30,303	18,185	21,999	133	97	8,935	7,693
200-399	94	60	43	22,680	14,728	9,960	92	60	186,619	114,304	61,152	88	60	43	22,901	10,965	12,070	81	35	9,722	4,637
400 and over	5	4	3	2,730	1,839	1,400	5	4	26,510	10,110	9,818	5	4	3	4,675	1,200	1,675	5	3	2,605	300
Johnson																					
Total	2,660	3,178	2,891	162,079	146,649	169,129	2,516	2,929	1,285,032	949,666	1,257,876	2,425	2,658	2,889	258,747	196,929	298,109	1,150	1,435	93,207	88,878
None	—	—	—	—	—	—	11	1	1,984	13	7,483	13	3	10	2,265	82	730	9	7	1,914	1,046
Under 25	533	1,088	1,521	8,190	16,319	40,076	449	924	68,744	88,433	296,366	401	749	1,510	20,400	29,662	88,910	125	583	9,134	26,110
25-49	737	980		25,494	32,821		700	925	190,851	200,266		679	865		46,637	47,304		273		11,172	
50-99	891	763	885	56,430	47,961	56,114	866	741	429,334	315,041	415,531	855	707	885	85,932	60,914	116,336	443	494	24,120	28,106
100-199	426	297	401	52,069	35,142	48,477	418	290	411,202	229,423	345,537	405	287	400	61,143	42,530	63,167	252	288	19,189	22,217
200-399	63	42	72	14,881	9,936	17,487	62	40	128,949	80,710	142,269	62	39	72	36,120	10,712	22,486	41	52	26,498	9,124
400 and over	10	8	12	5,015	4,470	6,975	10	8	53,968	35,780	50,690	10	8	12	6,250	5,725	6,480	7	11	1,180	2,275
Jones																					
Total	2,074	2,608	2,510	220,440	202,800	135,291	1,991	2,489	1,290,887	894,463	1,056,153	1,940	2,401	2,525	303,949	286,343	330,536	853	1,515	67,708	108,960
None	—	—	—	—	—	—	11	4	4,957	1,140	5,922	9	3	21	1,208	215	1,569	8	14	608	792
Under 25	133	278	1,437	2,066	4,481	38,524	101	206	13,649	19,076	325,196	94	192	1,433	5,975	9,904	128,266	22	741	2,005	36,809
25-49	282	631		9,992	21,719		262	597	71,462	98,583		253	564		19,391	39,055		78		3,867	
50-99	667	932	729	44,896	59,755	46,108	642	922	285,038	299,806	342,860	627	897	727	74,599	90,574	107,327	257	505	13,516	33,382
100-199	708	611	289	89,515	75,479	34,912	696	606	514,107	324,168	263,942	677	592	289	113,085	100,866	58,091	315	214	21,796	17,696
200-399	262	138	46	61,996	32,851	11,575	257	136	343,897	109,755	79,614	258	135	46	70,851	32,229	17,773	157	33	18,323	6,641
400 and over	22	18	(1)	11,975	8,515	(1)	22	18	57,777	41,935	(1)	22	18	(1)	18,860	13,500	(1)	16	(1)	7,593	(1)
400-699	19	16	9	8,525	6,915	4,172	19	16	45,707	36,355	38,619	19	16	9	10,910	8,000	17,510	13	8	3,093	13,640
700 and over	3	2	—	3,450	1,600	—	3	2	12,070	5,580	—	3	2	—	7,950	5,500	—	3	—	4,500	—
Karnes																					
Total	1,786	2,364	2,550	120,061	152,209	161,278	1,621	2,165	822,126	653,204	956,027	1,530	2,134	2,492	209,143	188,845	198,955	649	848	98,319	43,635
None	—	—	—	—	—	—	5	—	1,892	—	420	12	1	5	13,336	100	141	4	3	12,190	55
Under 25	431	647	1,400	6,176	9,429	27,827	325	511	40,227	22,189	164,956	279	569	1,346	11,988	16,285	48,531	66	213	2,978	6,346
25-49	409	605		13,596	19,907		373	560	98,597	63,482		361	529		43,732	28,774		105		25,964	

50-99	506	592	555	32,312	37,039	36,264	486	575	209,873	155,406	211,194	464	541	550	47,237	51,261	50,989	215	249	13,880	10,910
100-199	349	371	438	44,297	46,204	55,678	342	370	291,334	201,217	324,107	329	352	435	61,963	50,887	58,983	200	260	29,089	13,156
200-399	82	134	142	19,574	31,678	33,919	81	134	156,091	166,000	206,730	76	130	141	25,787	36,313	32,411	52	112	12,513	9,868
400 and over	9	15	15	4,106	7,952	7,590	9	15	24,112	44,910	48,620	9	12	15	5,100	5,225	7,900	7	11	1,705	3,300
Kaufman																					
Total	2,992	3,772	3,641	136,253	130,339	135,845	2,811	3,570	898,827	640,864	849,619	2,815	3,454	3,646	241,684	232,772	281,152	1,035	1,489	47,769	78,137
None	---	---	---	---	---	---	16	6	3,075	725	1,490	20	6	16	1,098	315	1,042	9	5	577	405
Under 25	755	1,472	2,732	11,770	22,358	64,466	653	1,307	88,005	104,905	424,064	643	1,213	2,721	29,690	45,466	159,612	133	923	4,441	39,583
25-49	1,166	1,478		39,355	48,877		1,105	1,442	267,615	234,335		1,106	1,427		80,010	92,927		423		15,352	
50-99	852	700	723	52,285	42,485	44,742	825	693	320,929	213,645	261,534	833	686	723	85,286	68,516	81,836	368	428	15,812	23,168
100-199	187	108	163	21,718	12,319	18,845	181	108	133,784	64,543	107,705	181	108	163	32,973	18,194	26,276	85	118	7,302	9,356
200-399	28	11	16	6,975	2,600	4,142	27	11	48,654	16,965	28,902	28	11	16	6,827	4,065	5,736	13	10	1,950	1,579
400-799	1	2	(1)	400	900	(1)	1	2	420	925	(1)	1	2	(1)	600	600	(1)	1	(1)	300	(1)
800 and over	3	1	(1)	3,750	800	(1)	3	1	36,345	4,821	(1)	3	1	(1)	5,200	2,689	(1)	3	(1)	2,035	(1)
400-699	1	2	6	400	900	2,650	1	2	420	925	18,670	1	2	6	600	600	1,950	1	4	300	875
700 and over	3	1	1	3,750	800	1,000	3	1	36,345	4,821	7,254	3	1	1	5,200	2,689	4,700	3	1	2,035	3,373
Kendall																					
Total	673	637	626	49,870	48,386	58,397	656	624	467,665	360,690	501,971	609	573	624	72,385	62,943	64,441	279	327	38,354	29,187
None	---	---	---	---	---	---	2	8	245	2,493	1,800	2	2	3	21,032	35	500	2	2	21,040	245
Under 25	93	101	174	1,450	1,527	5,160	85	88	10,993	14,524	39,067	58	81	174	1,657	2,304	8,027	18	50	412	1,812
25-49	173	154		6,002	5,253		168	149	48,825	33,840		155	138		6,251	6,832		44		1,477	
50-99	235	196	218	15,552	12,420	14,384	230	195	131,949	83,278	115,384	225	185	215	15,880	16,908	15,949	115	115	4,171	7,091
100-199	134	140	169	16,488	16,782	20,761	133	138	179,801	113,215	175,049	131	127	187	16,505	22,859	19,095	73	109	5,681	7,998
200-399	34	41	58	8,238	10,024	14,342	34	41	73,017	83,903	130,598	34	35	58	6,508	12,450	12,320	24	45	2,088	6,061
400 and over	4	5	7	2,140	2,380	3,750	4	5	22,835	29,437	40,273	4	5	7	4,550	1,555	8,550	3	6	3,485	5,980
Kenedy																					
Total	1	7	8	(7)	137	359	1	7	(7)	359	2,902	1	6	6	(7)	162	517	1	1	(7)	12
Kent																					
Total	403	471	522	29,762	25,319	22,183	385	455	181,488	117,617	159,061	387	400	499	43,041	30,018	48,910	108	211	6,362	14,060
None	---	---	---	---	---	---	---	---	---	---	999	1	---	8	100	---	495	1	4	100	124
Under 25	41	89	381	587	1,406	9,503	34	76	3,962	8,808	73,958	35	67	350	1,257	2,855	25,550	1	155	38	7,123
25-49	110	159		3,937	5,425		105	145	28,564	24,088		104	137		7,417	7,794		22		1,067	
50-99	144	156	99	9,589	9,773	6,227	141	150	60,307	44,585	43,767	141	138	99	14,418	12,509	12,224	45	55	2,116	3,107
100-199	90	61	34	10,617	7,165	4,018	87	58	57,620	29,481	25,757	88	52	34	13,279	5,585	7,521	29	12	1,841	2,545
200-399	15	5	7	3,776	1,050	1,635	15	5	20,235	7,655	11,580	15	5	7	5,370	1,075	1,620	10	7	1,200	1,163
400 and over	3	1	1	1,256	500	800	3	1	10,800	3,000	3,000	3	1	1	1,200	200	1,500				
Kerr																					
Total	660	639	543	39,643	35,791	41,265	606	610	328,206	270,528	378,911	583	575	537	72,627	44,551	51,611	218	262	37,463	22,692
None	---	---	---	---	---	---	2	---	217	---	5,849	1	---	6	50	---	1,429	1	3	26	1,600
Under 25	204	218	282	3,330	3,473	7,438	171	199	27,311	26,508	68,516	153	196	274	5,445	6,338	12,738	40	105	1,304	4,604
25-49	196	202		6,518	6,776		184	194	46,700	44,947		185	179		10,308	7,966		52		1,869	
50-99	152	121	147	9,265	7,468	9,160	145	119	64,697	51,947	80,727	142	111	144	10,819	8,601	11,881	60	80	2,362	3,895
100-199	74	65	69	9,277	8,085	8,491	70	65	74,898	58,298	71,877	69	61	68	10,511	9,236	7,773	44	40	3,855	2,271
200-399	29	30	32	7,000	7,709	8,436	29	30	65,352	65,184	81,914	28	25	32	7,720	8,760	8,650	18	25	3,047	4,241
400 and over	5	3	13	4,253	2,280	7,740	5	3	47,031	23,464	70,228	5	3	13	27,774	3,650	9,160	3	11	25,000	6,081
Kimble																					
Total	400	377	407	15,593	12,356	15,115	386	374	111,229	81,620	114,389	340	315	403	20,712	15,819	24,630	98	150	4,257	6,587
None	---	---	---	---	---	---	---	---	---	---	---	---	---	---	---	---	---	---	---	---	---
Under 25	130	158	296	2,138	2,586	7,355	118	157	14,770	17,601	57,392	94	124	292	3,477	3,512	12,488	10	87	408	2,828
25-49	158	150		5,202	5,021		158	148	34,749	34,435		134	127		6,793	5,798		34		1,247	
50-99	90	59	95	5,684	3,489	5,762	90	59	42,251	23,325	43,647	90	54	95	7,652	3,456	9,093	41	53	2,166	2,774
100 and over	22	10	16	2,569	1,260	1,998	22	10	19,479	8,261	13,350	22	10	16	2,790	3,055	3,049	11	10	436	1,167

[1] Comparison with later censuses may be found in groups below beginning with 400-699.

[7] Where there are less than 3 farms reporting, data are included only in the State totals.

459884 O - 42 - 38

COUNTY TABLE 1.—CHICKENS ON FARMS 1940, 1935, AND 1930; CHICKEN EGGS PRODUCED AND CHICKENS RAISED 1939, 1934, AND 1929; AND CHICKENS SOLD, 1939 AND 1929; CLASSIFIED BY NUMBER ON HAND—Continued

(Chickens on hand over 4 months old Apr. 1, 1940 and over 3 months old Jan. 1, 1935 and Apr. 1, 1930)

STATE OR COUNTY AND NUMBER OF CHICKENS ON HAND	CHICKENS ON HAND						CHICKEN EGGS PRODUCED					CHICKENS RAISED						CHICKENS SOLD			
	Farms reporting			Number			Farms reporting		Dozens			Farms reporting			Number			Farms reporting		Number	
	1940 (Apr.1)	1935 (Jan.1)	1930 (Apml)	1940 (Apr. 1)	1935 (Jan. 1)	1930 (Apr. 1)	1939	1934	1939	1934	1929	1939	1934	1929	1939	1934	1929	1939	1929	1939	1929
TEXAS—Continued																					
King																					
Total	81	115	119	6,093	6,269	5,940	76	108	44,695	36,442	44,710	74	101	119	9,319	11,601	14,658	31	47	2,579	3,591
None	—	—	—	—	—	—	—	—	—	—	—	—	—	—	—	—	—	—	—	—	—
Under 25	6	30	72	110	499	1,883	4	23	686	3,099	13,305	3	19	72	225	1,059	6,848	—	26	—	1,829
25-49	18	31		661	1,111		18	31	6,213	6,802		18	28		1,908	1,931		8		627	
50-99	42	32	37	2,563	2,016	2,492	39	32	19,743	13,394	19,390	38	32	37	3,406	4,371	5,190	14	19	895	1,362
100-199	7	21	8	785	2,393	965	7	21	5,048	12,142	7,340	7	21	8	1,300	4,040	1,920	4	1	312	100
200 and over	8	1	2	1,974	250	600	8	1	13,005	1,005	4,675	8	1	2	2,480	200	700	5	1	745	300
Kinney																					
Total	100	90	76	3,489	3,593	3,729	98	89	19,135	23,444	22,690	85	79	76	4,232	4,133	5,332	20	19	842	1,213
None	—	—	—	—	—	—	1	1	180	365	—	—	1	—	—	35	—	—	—	—	—
Under 25	43	29	49	648	488	1,373	40	28	3,978	2,513	8,695	32	24	49	839	947	1,964	5	4	117	78
25-49	33	32		1,014	1,087		33	32	5,829	6,857		31	29		1,342	1,235		7		313	
50-99	19	21	16	1,197	1,185	962	19	20	6,046	7,074	5,861	17	19	16	1,071	1,516	1,122	5	7	217	237
100 and over	5	8	11	630	833	1,394	5	8	3,102	6,635	8,134	5	6	11	980	400	2,246	3	8	195	898
Kleberg																					
Total	308	403	389	25,363	33,603	43,533	296	379	189,597	163,757	343,915	261	337	382	41,666	39,501	66,819	151	176	18,355	24,832
None	—	—	—	—	—	—	2	—	760	—	—	2	—	—	624	—	—	1	—	300	—
Under 25	78	123	176	1,209	1,784	4,085	70	106	6,857	5,205	30,144	59	104	169	2,096	1,945	7,977	17	32	669	1,954
25-49	86	109		2,867	3,615		82	106	16,737	12,895		69	96		4,861	3,728		33		2,214	
50-99	70	78	95	4,440	4,756	6,191	69	75	27,169	17,051	50,161	63	62	95	6,712	5,654	11,582	45	45	2,924	2,891
100-199	51	54	59	6,177	6,590	7,776	50	53	43,709	21,593	63,418	46	40	59	8,238	7,674	13,763	34	45	3,481	5,215
200-399	13	24	37	3,220	5,625	9,371	13	24	29,595	32,453	72,672	12	22	37	4,855	7,245	14,472	12	32	3,252	5,773
400-799	7	12	(1)	3,250	5,833	(1)	7	12	25,645	42,831	(1)	7	10	(1)	5,780	6,155	(1)	9	(1)	5,515	(1)
800 and over	3	3	(1)	4,200	5,400	(1)	3	3	39,125	31,729	(1)	3	3	(1)	8,500	7,100	(1)				
400-699	7	12	14	3,250	5,833	6,900	7	12	25,645	42,831	50,284	7	10	14	5,780	6,155	9,810				
700-999	—	1	2	—	900	1,660	—	1	—	829	13,000	—	1	2	—	900	1,250	9	22	5,515	8,999
1000 and over	3	2	6	4,200	4,500	7,550	3	2	39,125	30,900	64,236	3	2	6	8,500	6,200	7,965				
Knox																					
Total	885	1,179	1,228	75,522	84,876	67,318	845	1,124	491,988	457,966	466,314	796	1,109	1,193	114,614	125,310	140,373	419	655	24,491	39,412
None	—	—	—	—	—	—	4	—	1,820	—	422	1	1	3	75	50	260	3	2	440	170
Under 25	86	165	698	1,381	2,569	18,426	67	130	11,665	20,006	133,977	53	129	661	4,044	5,609	54,778	26	308	1,170	14,787
25-49	154	270		5,449	9,479		146	259	42,872	61,160		131	254		12,850	18,844		54		2,392	
50-99	312	423	368	20,513	26,355	23,430	304	419	135,145	143,936	157,991	287	412	367	35,575	43,945	48,475	141	226	7,003	13,034
100-199	273	267	129	33,386	32,462	16,005	265	262	206,354	164,106	102,237	264	260	129	45,474	43,246	25,197	148	92	8,856	7,473
200-399	56	47	29	12,693	10,451	6,967	55	47	76,174	52,988	53,417	56	46	29	15,346	11,116	8,963	44	23	4,240	2,998
400 and over	4	7	4	2,100	3,560	2,490	4	7	17,958	15,770	18,270	4	7	4	1,250	2,500	2,700	3	4	390	950
Lamar																					
Total	3,795	4,947	4,761	157,813	148,097	161,775	3,649	4,816	1,079,702	830,229	1,148,659	3,579	4,253	4,732	278,218	238,512	351,604	1,391	2,197	54,091	88,737
None	—	—	—	—	—	—	8	10	1,650	526	2,500	9	10	27	582	281	986	7	14	302	507
Under 25	1,107	2,361	3,772	17,049	35,035	86,854	1,008	2,248	117,867	186,450	671,804	962	1,909	3,717	42,594	67,927	220,811	237	1,532	5,566	50,728
25-49	1,528	1,819		51,042	58,881		1,498	1,796	357,363	324,637		1,479	1,640		104,272	96,403		585		17,796	

50-99	937	664	826	56,927	39,327	50,555	918	659	378,025	233,932	322,356	912	604	826	90,203	59,718	94,810	435	539	19,322	26,727
100-199	192	86	140	22,277	9,529	16,672	187	86	139,956	51,784	97,111	186	75	139	27,761	9,742	25,167	103	93	6,896	7,014
200-399	21	15	17	5,078	3,625	3,959	20	15	38,815	24,869	25,752	21	13	17	7,956	3,691	4,230	16	15	1,914	1,611
400 and over	10	2	6	5,440	1,700	3,735	10	2	46,026	8,051	29,136	10	2	6	4,850	750	5,600	8	4	2,295	1,950
Lamb																					
Total	1,981	2,086	1,897	196,195	151,782	134,899	1,907	1,984	1,447,922	806,189	907,060	1,800	1,896	1,889	273,751	221,757	218,537	927	687	70,524	58,746
None	———	———	———	———	———	———	5	9	2,832	2,795	1,700	9	12	8	1,425	1,215	752	6	6	1,396	500
Under 25	132	260	727	2,111	4,374	19,649	113	220	17,676	38,497	147,543	96	189	712	4,876	10,753	42,293	23	158	1,145	12,068
25-49	290	488		10,354	17,467		270	448	77,781	114,786		247	421		19,073	33,993		72		3,486	
50-99	674	746	697	44,621	47,928	44,960	650	724	339,299	254,288	306,128	605	704	696	65,477	74,678	75,732	285	265	12,769	16,957
100-199	699	498	394	88,545	60,024	48,282	687	489	652,832	299,507	306,395	661	480	394	115,937	75,576	69,343	394	210	29,140	17,628
200-399	169	92	70	41,442	21,164	16,558	165	92	289,122	90,566	108,344	165	88	70	58,493	24,442	19,317	132	42	18,226	5,183
400-799	14	2	(1)	6,455	825	(1)	14	2	46,380	5,750	(1)	14	2	(1)	7,670	1,100	(1)	12	(1)	2,412	(1)
800 and over	3	———	(1)	2,667	———	(1)	3	———	22,000	———	(1)	3	———	(1)	5,800	———	(1)	3	(1)	1,950	(1)
400-699	14	2	7	6,455	825	3,600	14	2	46,380	5,750	24,150	14	2	7	7,670	1,100	7,100	12	4	2,412	4,000
700 and over	3	———	2	2,667	———	1,850	3	———	22,000	———	12,800	3	———	2	5,800	———	4,000	3	2	1,950	2,410
Lampasas																					
Total	973	1,055	1,049	82,293	67,455	77,207	953	1,011	641,773	317,706	613,085	877	929	1,049	94,619	72,186	131,913	301	598	19,685	45,008
None	———	———	———	———	———	———	1	1	730	40	755	1	1	1	6	100	24	1	3	6	110
Under 25	82	164	369	1,335	2,654	10,401	76	146	10,255	11,712	82,408	55	116	368	2,009	2,810	26,631	7	151	224	7,978
25-49	187	296		6,626	10,378		179	286	47,893	56,847		155	266		8,599	13,364		41		1,126	
50-99	374	371	391	24,102	23,223	24,596	368	363	175,942	93,072	206,176	350	346	391	26,711	27,743	45,583	121	237	3,809	15,143
100-199	267	190	237	32,157	22,580	28,270	266	182	236,490	126,295	219,133	254	168	237	32,757	22,569	43,158	97	171	8,961	15,100
200-399	57	33	48	13,163	7,420	11,890	57	32	105,648	38,790	87,862	56	31	48	15,902	4,725	14,067	31	33	2,944	5,377
400 and over	6	1	4	4,910	1,200	2,050	6	1	64,815	10,950	16,751	6	1	4	8,635	875	2,450	3	3	2,615	1,300
La Salle																					
Total	358	401	463	16,135	17,894	18,955	339	385	102,466	62,516	141,181	292	352	464	21,989	20,958	29,373	114	94	6,890	8,069
None	———	———	———	———	———	———	1	———	52	———	3,010	2	———	2	200	———	109	———	2	———	375
Under 25	151	169	340	2,112	2,530	5,680	133	164	13,782	9,854	42,441	97	150	339	3,541	4,535	10,711	24	41	1,252	2,403
25-49	94	108		3,167	3,645		93	102	17,639	10,619		85	94		4,297	4,572		30		1,157	
50-99	66	76	69	3,944	4,570	4,182	65	72	28,171	16,013	32,143	62	70	69	5,656	5,001	6,378	36	25	1,918	1,308
100-199	35	38	38	4,112	4,487	4,448	35	37	23,932	16,524	28,497	34	29	38	4,810	4,285	5,375	16	13	1,169	565
200 and over	12	10	16	2,800	2,662	4,645	12	10	18,890	9,508	35,090	12	9	16	3,485	2,545	6,800	8	13	1,394	3,418
Lavaca																					
Total	3,931	4,034	3,923	430,423	357,452	425,061	3,806	3,826	3,094,886	1,774,769	2,771,426	3,675	3,634	3,899	480,873	402,231	442,418	2,285	2,405	200,745	133,712
None	———	———	———	———	———	———	12	1	3,081	600	690	10	———	3	750	———	182	4	3	245	37
Under 25	298	535	785	4,581	7,882	21,745	253	443	24,795	24,012	147,058	224	375	768	9,409	14,895	38,487	71	255	3,615	8,881
25-49	559	786		19,646	25,798		523	700	103,622	100,704		498	649		26,803	40,621		194		5,028	
50-99	1,103	1,181	1,105	72,789	75,927	73,146	1,085	1,141	471,203	362,354	482,917	1,022	1,097	1,101	79,393	94,420	91,466	544	636	18,046	24,628
100-199	1,353	1,118	1,454	175,019	139,191	187,303	1,338	1,108	1,273,079	713,928	1,256,306	1,313	1,083	1,449	161,477	146,433	185,655	955	1,025	48,959	52,538
200-399	580	403	555	139,608	93,800	129,491	577	402	1,041,499	502,250	807,492	570	401	554	117,921	92,119	107,480	499	465	47,837	33,999
400 and over	38	31	24	18,830	14,854	13,376	38	31	177,657	70,926	96,963	38	29	24	85,120	13,743	19,148	36	23	77,035	13,629
Lee																					
Total	1,937	2,111	1,973	132,801	110,251	128,459	1,853	1,963	870,177	477,929	882,101	1,795	1,849	1,971	163,631	123,521	153,978	1,071	976	53,503	45,722
None	———	———	———	———	———	———	3	7	332	833	3,427	7	5	5	180	268	334	6	4	195	222
Under 25	466	637	905	6,289	9,025	22,332	410	535	44,488	21,877	152,567	377	486	900	14,921	11,456	38,925	142	293	3,232	8,770
25-49	438	619		14,895	20,852		423	584	95,282	70,511		403	559		23,752	24,009		186		4,986	
50-99	534	555	642	35,134	35,306	41,028	523	543	213,848	131,554	278,582	514	527	640	43,625	40,304	49,893	329	371	12,305	13,584
100-199	402	257	354	49,949	31,938	43,786	397	252	326,047	182,250	298,257	397	252	354	54,706	31,909	43,736	317	249	21,365	14,963
200-399	89	38	64	20,814	8,730	14,763	89	37	144,664	58,611	101,168	89	36	64	21,092	9,250	15,140	83	52	8,265	5,465
400-799	5	4	(1)	2,445	1,900	(1)	5	4	21,018	7,313	(1)	5	3	(1)	2,855	1,825	(1)	5	(1)	1,355	(1)
800 and over	3	1	(1)	2,775	2,500	(1)	3	1	24,500	5,000	(1)	3	1	(1)	2,500	4,500	(1)	3	(1)	1,800	(1)
400-699	5	3	5	2,445	1,200	2,650	5	3	21,018	4,575	20,790	5	2	5	2,855	1,325	3,050	5	5	1,355	1,668
700 and over	3	2	3	2,775	3,200	3,900	3	2	24,500	7,738	27,310	3	2	3	2,500	5,000	2,900	3	2	1,800	1,050

[1] Comparison with later censuses may be found in groups below beginning with 400-699.

COUNTY TABLE 1.—CHICKENS ON FARMS 1940, 1935, AND 1930; CHICKEN EGGS PRODUCED AND CHICKENS RAISED 1939, 1934, AND 1929; AND CHICKENS SOLD, 1939 AND 1929; CLASSIFIED BY NUMBER ON HAND—Continued

(Chickens on hand over 4 months old Apr. 1, 1940 and over 3 months old Jan. 1, 1935 and Apr. 1, 1930)

STATE OR COUNTY AND NUMBER OF CHICKENS ON HAND	CHICKENS ON HAND						CHICKEN EGGS PRODUCED					CHICKENS RAISED						CHICKENS SOLD			
	Farms reporting			Number			Farms reporting		Dozens			Farms reporting			Number			Farms reporting		Number	
	1940 (Apr.1)	1935 (Jan.1)	1930 (Apr.1)	1940 (Apr. 1)	1935 (Jan. 1)	1930 (Apr. 1)	1939	1934	1939	1934	1929	1939	1934	1929	1939	1934	1929	1939	1929	1939	1929
TEXAS—Continued																					
Leon																					
Total	2,386	2,895	3,240	69,217	77,508	93,282	2,286	2,645	457,257	383,494	637,615	2,168	2,566	3,218	139,350	122,360	162,595	479	1,697	31,161	41,744
None	—	—	—	—	—	—	2	2	242	35	392	1	2	3	24	70	100	2	—	44	—
Under 25	1,176	1,498	2,868	16,692	21,623	63,571	1,101	1,333	112,876	102,162	430,882	997	1,250	2,844	39,028	35,669	119,566	129	1,434	7,723	30,128
25-49	860	1,051		27,820	33,049		842	983	177,014	156,067		828	984		56,041	51,883		204		9,464	
50-99	300	313	312	18,317	18,201	18,510	291	297	119,916	101,847	126,131	292	299	311	33,669	29,654	29,021	120	236	9,631	8,708
100-199	45	26	45	5,097	2,810	5,271	45	23	34,528	14,603	33,835	45	24	45	8,770	3,759	5,923	19	19	3,278	1,038
200 and over	5	7	15	1,291	1,825	5,930	5	7	12,681	8,780	46,375	5	7	15	1,818	1,325	7,985	5	8	1,021	1,870
Liberty																					
Total	1,775	1,582	1,378	70,528	61,316	52,825	1,652	1,505	504,046	308,156	361,418	1,578	1,302	1,367	105,400	74,457	73,414	621	414	26,995	17,429
None	—	—	—	—	—	—	8	1	1,131	26	150	10	1	1	460	36	100	7	1	198	60
Under 25	639	607	1,005	9,595	9,184	23,129	553	541	73,938	40,778	152,074	502	425	993	16,803	13,027	38,737	113	241	2,755	8,102
25-49	636	533		21,252	17,199		606	529	150,668	78,929		592	475		37,506	24,235		229		11,313	
50-99	374	324	287	22,727	19,651	17,815	363	318	160,421	105,591	121,028	356	295	287	30,248	23,697	22,592	195	128	7,205	6,154
100-199	112	105	75	12,999	12,232	8,491	108	103	91,057	68,512	64,491	105	94	75	13,948	11,312	9,910	69	34	3,974	2,258
200 and over	14	13	11	3,955	3,050	3,390	14	13	26,831	14,320	23,675	13	12	11	6,435	2,150	2,075	8	10	1,550	855
Limestone																					
Total	3,137	3,849	4,157	136,832	136,151	159,961	3,003	3,648	885,612	593,561	993,073	2,928	3,369	4,151	245,780	217,189	334,921	848	1,533	45,471	78,694
None	—	—	—	—	—	—	8	5	1,534	384	1,173	4	6	12	475	184	873	7	7	380	664
Under 25	961	1,589	3,034	15,065	23,184	71,240	865	1,421	95,801	80,001	456,134	819	1,240	3,017	36,800	43,166	176,108	109	845	4,416	33,367
25-49	1,142	1,374		38,486	44,758		1,109	1,344	254,856	167,890		1,091	1,270		78,729	75,892		316		12,309	
50-99	756	698	900	46,713	41,548	55,991	743	691	306,309	201,116	333,008	739	672	899	77,810	64,636	105,766	292	518	18,927	25,780
100-199	244	156	192	28,104	17,591	22,336	244	156	167,811	88,806	133,464	241	151	192	37,766	23,331	37,585	104	138	5,689	11,983
200 and over	34	32	31	8,464	9,070	10,394	34	31	59,301	55,364	69,294	34	30	31	14,200	9,980	14,589	20	25	3,750	6,900
Lipscomb																					
Total	412	512	465	27,728	34,323	50,693	404	479	215,883	164,641	373,002	400	455	467	69,606	81,439	107,128	246	314	16,823	33,538
None	—	—	—	—	—	—	6	2	1,572	22	1,850	5	4	5	580	560	700	5	5	374	275
Under 25	54	82	86	946	1,385	2,444	50	63	10,104	6,277	16,808	50	53	85	3,355	3,765	9,561	19	38	498	3,425
25-49	118	125		4,197	4,439		114	117	39,761	23,444		109	109		17,214	13,949		69		4,963	
50-99	155	197	145	10,133	12,632	9,613	151	193	73,707	60,641	71,930	153	188	143	27,414	34,457	24,329	101	86	5,799	7,001
100-199	70	89	177	8,400	10,462	22,146	68	85	57,322	45,953	169,268	68	86	177	15,639	21,735	47,777	42	142	3,579	15,203
200 and over	15	19	57	4,052	5,405	16,490	15	19	33,417	28,304	113,146	15	15	57	5,404	6,973	24,761	10	43	1,610	7,634
Live Oak.																					
Total	903	896	937	49,186	40,770	45,991	843	843	353,221	126,310	332,446	839	798	941	76,248	48,257	75,924	264	289	20,683	17,372
None	—	—	—	—	—	—	4	—	770	—	1,281	3	1	5	115	100	560	3	3	82	325
Under 25	263	280	576	3,977	4,264	12,571	224	232	30,982	11,233	100,539	220	240	575	7,346	6,307	25,676	26	100	910	4,726
25-49	263	312		8,891	10,088		250	308	65,375	31,370		249	290		15,647	13,664		59		2,871	
50-99	231	204	235	14,931	12,806	15,035	221	203	102,663	40,962	109,104	226	179	235	24,524	15,528	26,261	103	107	6,996	5,603
100-199	117	84	99	14,042	9,812	11,806	115	84	97,715	28,670	74,036	112	74	99	16,986	9,813	16,332	54	59	3,895	4,075
200-399	26	15	25	5,995	3,400	5,629	26	15	42,716	9,075	39,814	26	14	25	7,130	2,745	5,195	16	18	2,029	1,809
400 and over	3	1	2	1,350	400	950	3	1	13,000	5,000	7,672	3	—	2	4,500	—	1,900	3	2	3,900	834

Llano																				
Total	621	666	637	26,000	23,359	23,685	590	618	245,082	111,928	173,050	573	604	637	38,712	37,004	42,394	224	311	8,559	11,794
None	———	———	———	———	———	———	1	4	52	245	154	1	5	3	14	245	177	———	1	———	50
Under 25	159	236	472	2,523	3,811	12,568	141	205	22,973	15,111	95,269	133	193	469	5,392	6,380	25,851	31	210	1,203	7,068
25-49	263	281		8,843	9,398		252	264	83,256	42,849		245	261		14,976	15,084		89		2,641	
50-99	167	133	148	10,241	7,935	8,827	164	129	98,946	36,351	61,091	162	129	148	13,538	11,908	13,591	81	93	3,451	4,165
100-199	29	14	16	3,293	1,515	1,990	29	14	28,975	7,882	14,336	29	14	16	3,667	2,187	2,550	23	7	1,264	511
200 and over	3	2	1	1,100	700	300	3	2	10,880	9,490	2,200	3	2	1	1,125	1,200	225				
Loving																					
Total	5	9	5	98	253	259	5	7	447	1,275	1,841	5	8	5	89	315	478	———	2	———	118
Lubbock																					
Total	1,969	2,254	2,207	220,707	179,645	186,621	1,842	2,171	1,425,930	880,454	1,357,727	1,681	2,071	2,209	293,381	251,947	332,178	821	1,228	84,156	133,247
None	———	———	———	———	———	———	10	34	6,195	6,619	8,725	9	30	12	2,935	2,823	869	6	6	2,775	345
Under 25	137	260	739	2,214	4,126	21,015	100	211	20,162	23,736	163,071	69	190	732	9,154	10,639	53,023	26	267	5,689	16,339
25-49	267	515		9,354	17,848		228	487	59,398	96,464		180	449		15,228	35,079		40		8,034	
50-99	563	782	747	37,532	50,821	50,247	533	757	247,912	253,772	366,564	494	736	745	54,669	82,580	90,344	202	427	11,802	27,273
100-199	686	553	583	88,466	68,730	73,272	660	540	556,893	317,317	543,287	619	529	582	110,722	81,112	102,992	342	417	28,432	36,154
200-399	284	130	122	68,216	31,445	28,787	280	128	440,188	139,715	177,157	279	124	122	84,298	32,439	34,450	190	97	23,371	12,413
400 and over	32	14	(1)	14,925	6,675	(1)	31	14	95,182	42,831	(1)	31	13	(1)	16,375	7,275	(1)	15	(1)	4,053	(1)
400-699	29	13	13	12,650	5,716	6,275	28	13	86,152	34,311	50,109	28	12	13	13,925	5,975	7,300	15	14	4,053	40,723
700 and over	3	1	3	2,275	959	7,025	3	1	9,030	8,520	48,814	3	1	3	2,450	1,300	43,200				
Lynn																					
Total	1,329	1,570	1,649	159,862	139,839	120,159	1,267	1,494	1,033,671	638,605	860,946	1,161	1,408	1,650	168,973	158,907	207,608	513	935	38,692	62,949
None	———	———	———	———	———	———	———	13	———	1,346	2,885	———	12	7	———	590	760	1	6	8	240
Under 25	93	125	644	1,479	2,046	17,903	67	93	11,619	8,701	142,473	44	74	639	2,256	3,337	45,966	9	253	454	13,260
25-49	145	308		5,136	10,683		132	286	46,427	49,948		111	250		7,343	14,767		25		1,652	
50-99	366	550	587	24,670	36,118	38,524	353	531	175,765	164,362	275,968	326	512	587	28,674	44,448	71,679	108	356	5,725	18,558
100-199	473	443	332	61,694	53,587	41,643	465	428	380,278	226,423	279,072	438	421	331	64,746	57,325	61,810	219	244	15,848	20,625
200-399	226	130	81	55,093	30,980	19,671	224	129	334,900	156,131	137,778	216	126	81	52,789	30,540	23,693	131	71	11,417	8,510
400 and over	26	14	5	11,790	6,425	2,418	26	14	84,682	31,694	22,770	26	13	5	13,165	7,900	3,700	20	5	3,588	1,756
McCulloch																					
Total	968	1,156	1,290	64,417	63,174	71,519	892	1,134	446,608	309,591	576,347	881	1,048	1,282	88,848	69,754	99,881	295	523	17,956	26,463
None	———	———	———	———	———	———	5	1	1,047	100	2,022	2	1	5	175	3	342	1	3	58	128
Under 25	131	243	731	2,117	4,171	19,665	98	229	12,558	17,367	157,668	93	186	724	3,698	5,850	35,914	19	219	812	8,015
25-49	272	372		9,212	12,642		252	367	66,045	62,654		243	341		16,020	16,044		61		2,024	
50-99	344	373	367	21,523	23,041	22,945	329	369	143,364	117,066	183,342	329	358	363	32,173	27,726	33,804	113	185	5,434	9,453
100-199	182	141	153	21,870	16,570	17,956	170	141	159,075	82,721	145,478	176	135	153	27,649	14,221	20,723	82	87	7,452	5,254
200-399	36	25	33	8,295	5,850	7,753	35	25	55,839	24,483	61,872	35	25	32	7,333	5,110	6,988	19	29	2,176	3,613
400 and over	3	2	6	1,400	900	3,200	3	2	8,680	5,200	25,965	3	2	5	1,800	800	2,110				
McLennan																					
Total	4,002	4,685	5,039	268,410	255,643	298,733	3,864	4,273	1,885,552	1,293,013	2,219,426	3,706	3,892	4,967	567,493	326,762	479,381	1,743	1,940	271,343	111,773
None	———	———	———	———	———	———	20	17	4,884	1,947	2,552	16	19	18	120,061	976	1,123	13	7	109,195	702
Under 25	691	1,268	2,664	10,395	16,535	64,038	617	960	71,402	70,900	499,804	526	814	2,578	23,934	28,959	133,695	120	624	4,344	22,228
25-49	1,079	1,390		36,911	47,141		1,028	1,306	256,493	222,280		994	1,172		97,447	68,503		354		44,299	
50-99	1,297	12,97	1,460	84,410	81,237	92,827	1,274	1,272	596,947	402,600	719,897	1,249	1,202	1,459	129,512	109,332	152,988	634	685	30,211	32,665
100-199	774	599	753	94,619	70,771	92,274	767	587	640,658	360,405	640,731	762	564	750	118,101	77,672	123,664	497	502	32,415	34,738
200-399	148	112	139	35,675	25,794	33,331	146	112	248,178	149,341	243,584	146	103	139	36,168	27,165	54,680	114	103	12,804	13,582
400 and over	13	19	23	6,400	12,165	16,263	12	19	66,990	85,540	112,858	13	18	23	42,270	14,155	13,231	11	19	38,075	7,858
McMullen																					
Total	119	139	133	4,173	4,366	5,409	114	127	36,605	20,342	37,351	109	129	134	7,550	4,930	8,660	31	35	1,698	1,493
None	———	———	———	———	———	———	1	———	50	———	———	1	1	1	40	9	50	1	———	40	———
Under 25	60	71	96	849	939	2,223	57	65	10,110	4,170	13,524	52	69	96	1,819	1,692	4,104	6	17	280	578
25-49	31	42		1,051	1,412		30	38	9,875	6,124		30	37		2,020	1,352		5		268	
50-99	21	22	28	1,323	1,375	1,628	19	20	9,195	6,328	11,063	19	18	28	2,591	1,267	2,836	14	12	804	540
100 and over	7	4	9	950	640	1,558	7	4	7,375	3,720	12,764	7	4	9	1,060	610	1,670	5	6	306	375

[1] Comparison with later censuses may be found in groups below beginning with 400-699.

COUNTY TABLE 1.—CHICKENS ON FARMS 1940, 1935, AND 1930; CHICKEN EGGS PRODUCED AND CHICKENS RAISED 1939, 1934, AND 1929; AND CHICKENS SOLD, 1939 AND 1929; CLASSIFIED BY NUMBER ON HAND—Continued

(Chickens on hand over 4 months old Apr. 1, 1940 and over 3 months old Jan. 1, 1935 and Apr. 1, 1930)

STATE OR COUNTY AND NUMBER OF CHICKENS ON HAND	CHICKENS ON HAND						CHICKEN EGGS PRODUCED					CHICKENS RAISED						CHICKENS SOLD			
	Farms reporting			Number			Farms reporting		Dozens			Farms reporting			Number			Farms reporting		Number	
	1940 (Apr.1)	1935 (Jan.1)	1930 (Apr1)	1940 (Apr. 1)	1935 (Jan. 1)	1930 (Apr. 1)	1939	1934	1939	1934	1929	1939	1934	1929	1939	1934	1929	1939	1929	1939	1929
TEXAS—Continued																					
Madison																					
Total	1,503	1,797	1,937	64,310	63,434	64,315	1,438	1,653	423,878	301,970	472,033	1,358	1,550	1,796	109,426	93,824	108,387	540	823	40,133	34,832
None	———	———	———	———	———	———	2	9	95	970	1,135	2	8	10	6,525	427	217	2	7	6,024	123
Under 25	483	694	1,553	6,910	10,540	34,272	440	594	44,469	41,117	256,365	404	519	1,406	12,012	16,978	65,164	85	561	2,503	19,170
25-49	524	736		17,625	24,215		508	695	120,705	103,386		476	676		31,046	36,728		179		9,743	
50-99	386	304	319	23,616	18,146	19,440	378	294	150,382	78,122	132,683	367	287	315	38,463	25,872	30,430	208	208	14,284	10,210
100-199	89	51	53	10,254	5,883	6,146	89	49	66,452	38,993	44,762	89	48	53	14,425	7,254	8,268	54	37	4,490	3,404
200 and over	21	12	12	5,905	4,650	4,457	21	12	41,775	39,382	37,088	20	12	12	6,955	6,565	4,308	12	10	3,089	1,925
Marion																					
Total	1,049	1,394	1,355	25,568	25,969	25,559	1,019	1,346	99,422	79,602	159,939	991	1,205	1,348	47,122	41,054	50,912	100	325	6,925	9,847
None	———	———	———	———	———	———	6	10	625	219	473	5	10	3	250	134	70	2	———	57	———
Under 25	657	1,024	1,300	9,178	12,624	21,774	630	971	33,960	33,500	133,250	600	842	1,290	19,009	20,836	44,702	33	292	1,066	7,529
25-49	319	316		10,021	9,841		310	311	34,956	28,145		315	301		17,568	14,988		40		2,417	
50-99	55	50	47	3,135	2,904	2,760	55	50	11,116	15,543	17,809	53	48	47	6,135	4,246	4,705	17	29	2,685	1,583
100-199	14	3	7	1,934	380	825	14	3	5,175	1,675	6,607	14	3	7	2,435	575	1,405	8	4	700	735
200 and over	4	1	1	1,300	220	200	4	1	13,590	520	1,800	4	1	1	1,725	275	30				
Martin																					
Total	699	689	704	66,043	49,956	44,542	683	659	464,878	267,126	322,068	652	619	709	92,382	59,737	81,327	257	315	21,039	24,118
None	———	———	———	———	———	———	2	1	140	25	8,420	2	2	6	125	174	1,025	———	5	———	693
Under 25	68	102	331	1,108	1,602	8,384	62	80	9,137	8,442	62,479	58	62	330	2,564	2,955	18,766	6	85	622	4,248
25-49	126	154		4,478	5,406		123	148	32,625	30,009		111	138		7,514	7,516		30		1,320	
50-99	224	247	223	14,882	16,251	14,668	219	245	109,842	84,059	103,695	205	233	223	22,967	21,870	26,309	71	120	4,177	7,568
100-199	205	156	128	26,810	18,942	16,352	202	155	190,941	101,598	105,955	201	154	128	35,918	19,842	26,852	108	88	9,152	8,928
200-399	72	27	21	16,940	6,205	4,638	71	27	107,760	34,763	37,119	71	27	21	21,594	6,130	7,575	42	17	5,768	2,681
400 and over	4	3	1	1,825	1,550	500	4	3	14,433	8,230	4,400	4	3	1	1,700	1,250	800				
Mason																					
Total	641	724	737	30,475	27,523	30,453	622	711	208,781	147,414	194,322	609	640	737	47,673	39,303	52,710	276	338	10,433	14,104
None	———	———	———	———	———	———	4	2	1,224	320	869	2	2	3	140	65	194	1	3	10	156
Under 25	117	210	504	1,872	3,497	13,623	109	199	14,008	18,109	90,746	102	154	502	5,121	5,651	27,484	26	200	1,463	6,087
25-49	256	325		8,762	11,040		248	322	63,201	53,197		243	304		15,983	16,900		107		3,182	
50-99	212	163	197	13,086	9,776	12,346	206	162	82,734	51,826	71,595	206	156	196	18,403	14,146	18,401	114	112	4,207	5,129
100-199	53	24	33	6,105	2,660	3,784	52	24	41,801	18,312	25,962	53	23	33	7,176	2,391	5,511	28	23	1,571	2,732
200 and over	3	2	3	650	550	700	3	2	5,813	5,650	5,150	3	1	3	850	150	1,120				
Matagorda																					
Total	1,328	1,412	1,354	73,245	65,968	76,585	1,243	1,281	489,483	386,728	511,344	1,212	995	1,172	93,829	74,895	115,700	467	408	23,775	28,783
None	———	———	———	———	———	———	3	2	975	441	———	3	2	———	210	100	———	4	1	152	2
Under 25	385	457	808	5,838	6,685	18,200	322	382	36,867	28,188	120,483	312	237	628	11,115	7,094	31,638	81	176	2,566	7,242
25-49	373	431		12,506	14,268		357	396	83,402	80,884		345	306		19,001	17,302		112		4,954	
50-99	359	372	339	22,853	22,893	21,335	354	354	164,213	145,347	150,282	348	314	337	31,230	25,906	33,963	151	128	7,748	6,435
100-199	171	123	157	21,242	14,419	19,667	169	120	141,935	87,654	118,801	167	110	157	22,477	16,558	27,195	92	72	5,071	6,943
200-399	34	26	42	7,881	6,303	9,933	32	24	45,493	32,154	64,190	31	23	42	6,896	5,760	13,779	21	24	2,009	5,091
400 and over	6	3	8	2,925	1,400	7,450	6	3	16,598	12,060	57,588	6	3	8	2,900	2,175	9,125	6	7	1,275	3,070

Maverick																				
Total	196	253	22	9,866	9,579	2,762	163	229	63,539	31,771	24,436	155	217	25	15,812	11,808	3,460	58	5	5,236	845
None							1		182		970	1		4	150		120	1		180	
Under 25	70	110	9	1,031	1,679	247	50	105	8,136	3,732	1,481	44	95	8	2,216	3,105	340	13	1	756	13
25-49	45	85		1,649	2,832		38	81	10,858	10,188		37	76		3,210	4,288		15		1,081	
50-99	57	43	7	3,629	2,602	400	51	38	18,603	10,221	2,725	50	43	7	4,541	3,165	440	19	2	1,281	52
100 and over	24	15	6	3,557	2,466	2,115	23	5	25,760	7,630	19,260	23	3	6	5,695	1,250	2,560	10	2	1,938	780
Medina																				
Total	1,434	1,453	1,159	107,186	105,261	93,993	1,352	1,319	825,580	580,050	702,056	1,189	1,311	1,130	109,419	122,639	93,541	501	498	39,865	30,302
None							4	1	2,165	12	5,593	4	1	6	465	60	640	5	6	420	431
Under 25	357	364	435	5,015	5,330	10,039	303	301	35,642	19,489	68,944	251	331	413	9,202	7,565	13,509	66	73	3,311	2,992
25-49	341	347		11,692	11,580		326	307	86,306	46,208		276	285		15,311	14,673		90		3,968	
50-99	351	352	336	22,876	22,448	21,946	335	324	162,408	99,017	158,435	300	315	327	22,089	28,346	22,615	132	145	6,793	5,111
100-199	268	281	293	33,864	34,702	36,428	267	277	255,379	190,461	275,078	248	272	289	26,212	38,153	32,447	132	198	6,891	11,086
200-399	99	94	87	23,948	22,533	21,005	99	94	175,207	140,638	157,108	93	92	87	19,130	24,099	16,930	63	69	7,282	6,532
400 and over	18	15	(1)	9,791	8,668	(1)	18	15	108,473	84,225	(1)	17	15	(1)	17,010	9,743	(1)	13	(1)	11,200	(1)
400-699	15	11	7	7,197	5,268	3,075	15	11	66,153	45,755	23,998	14	11	7	7,360	6,443	4,400	10	6	4,300	2,150
700 and over	3	4	1	2,600	3,400	1,500	3	4	42,320	38,470	12,900	3	4	1	9,650	3,300	3,000	3	1	6,900	2,000
Menard																				
Total	342	389	337	19,890	17,598	16,769	334	386	120,072	76,813	116,508	320	331	335	28,535	17,793	28,240	91	139	3,701	8,489
None							1		50		350	1		2	20		400		2		350
Under 25	60	116	209	1,019	1,881	5,687	56	113	9,032	8,610	42,842	52	80	207	1,992	2,189	13,706	8	80	241	4,510
25-49	125	160		4,359	5,488		123	160	27,881	22,857		115	144		7,548	5,928		18		670	
50-99	103	80	86	6,315	4,904	5,366	101	80	31,011	21,382	35,642	98	74	84	8,753	5,099	7,681	21	36	1,197	1,932
100-199	42	23	37	4,747	2,725	4,549	42	23	31,359	11,064	30,190	42	23	37	5,772	2,082	5,653	20	19	1,198	1,437
200 and over	12	10	5	3,450	2,600	1,167	11	10	20,739	12,900	7,484	12	10	5	4,450	2,495	800	4	2	395	260
Midland																				
Total	347	421	307	27,139	25,444	23,546	334	412	223,120	133,920	172,269	287	395	308	40,053	38,263	34,517	145	116	11,197	11,378
None							3	1	1,228	90	420	4	2	1	603	24	200	3	1	185	100
Under 25	47	81	137	813	1,393	3,625	40	77	7,160	9,558	27,857	24	69	137	2,361	3,307	6,505	11	17	1,152	1,019
25-49	73	134		2,600	4,616		69	130	23,807	24,606		55	125		4,481	9,020		28		1,492	
50-99	120	129	91	7,682	8,000	5,757	117	127	70,621	45,818	44,953	104	128	91	10,993	14,018	9,207	50	46	2,105	3,024
100-199	90	62	50	11,709	7,660	6,012	88	62	86,841	38,895	42,388	83	56	50	14,100	8,504	8,917	43	30	3,094	3,439
200 and over	17	15	29	4,335	3,775	8,152	17	15	33,463	14,953	56,651	17	15	29	7,515	3,390	9,688	10	22	3,169	3,796
Milam																				
Total	3,541	4,304	4,500	233,001	189,427	201,009	3,366	3,926	1,597,430	915,434	1,287,405	3,196	3,669	4,382	308,164	242,195	335,670	1,412	1,622	73,116	76,228
None							13	7	6,038	224	4,053	14	6	7	601	383	792	4	6	1,022	626
Under 25	894	1,475	2,863	12,142	21,913	64,636	784	1,191	75,044	78,149	419,716	673	1,039	2,742	24,431	34,104	130,136	127	699	4,809	23,125
25-49	881	1,392		30,601	45,909		840	1,316	191,993	216,921		797	1,241		47,736	65,190		266		9,179	
50-99	946	989	1,183	61,165	61,110	75,033	915	970	423,697	307,825	463,702	910	948	1,180	90,270	79,840	125,896	464	635	18,173	29,848
100-199	632	387	410	79,460	46,237	49,186	626	381	545,948	233,829	315,083	618	376	410	95,183	49,318	64,430	408	248	22,791	16,935
200-399	169	58	38	40,113	13,058	8,554	169	58	282,340	78,026	55,786	165	56	37	39,773	12,630	9,401	124	28	12,027	3,184
400 and over	19	3	6	9,520	1,200	3,600	19	3	72,370	2,460	29,065	19	3	6	10,170	730	5,015	19	6	5,115	2,510
Mills																				
Total	1,263	1,389	1,264	90,270	75,493	66,589	1,215	1,276	802,703	388,873	518,667	1,116	1,273	1,277	107,901	87,773	96,177	520	516	28,874	23,754
None							12		6,894		5,575	7		21	778		1,142	6	4	559	170
Under 25	148	263	712	2,331	4,155	19,541	129	219	24,238	15,646	156,183	92	220	705	4,049	5,718	34,657	34	191	1,400	6,324
25-49	317	460		11,268	15,658		300	421	113,359	66,886		267	414		16,842	16,598		104		4,184	
50-99	486	461	390	31,705	28,475	24,980	470	438	282,387	135,521	193,433	453	453	389	37,907	33,519	36,192	199	212	9,052	9,731
100-199	255	177	142	31,116	20,492	16,838	248	170	257,853	110,116	125,518	242	161	142	34,556	26,283	19,262	144	96	9,727	5,912
200-399	54	27	19	12,150	6,313	4,630	53	27	104,077	39,804	32,458	52	24	19	11,844	5,455	4,024	30	12	5,157	1,267
400 and over	3	1	1	1,700	400	600	3	1	13,895	900	5,500	3	1	1	1,925	200	900	3	1	795	350

[1] Comparison with later censuses may be found in groups below beginning with 400-699.

COUNTY TABLE 1.—CHICKENS ON FARMS 1940, 1935, AND 1930; CHICKEN EGGS PRODUCED AND CHICKENS RAISED 1939, 1934, AND 1929; AND CHICKENS SOLD, 1939 AND 1929; CLASSIFIED BY NUMBER ON HAND—Continued

(Chickens on hand over 4 months old Apr. 1, 1940 and over 3 months old Jan. 1, 1935 and Apr. 1, 1930)

STATE OR COUNTY AND NUMBER OF CHICKENS ON HAND	CHICKENS ON HAND						CHICKEN EGGS PRODUCED					CHICKENS RAISED						CHICKENS SOLD			
	Farms reporting			Number			Farms reporting		Dozens			Farms reporting			Number			Farms reporting		Number	
	1940 (Apr. 1)	1935 (Jan. 1)	1930 (Apr.1)	1940 (Apr. 1)	1935 (Jan. 1)	1930 (Apr. 1)	1939	1934	1939	1934	1929	1939	1934	1929	1939	1934	1929	1939	1929	1939	1929
TEXAS—Continued																					
Mitchell																					
Total	1,036	1,098	1,165	97,223	78,528	62,441	983	1,045	742,725	401,293	464,178	941	1,008	1,143	129,433	96,298	134,690	459	535	25,730	39,508
None							1	4	3,000	800	3,717	1	3	7	2,200	135	645	1	2	150	350
Under 25	91	118	663	1,450	1,924	17,674	71	91	9,872	9,974	129,642	60	75	634	3,707	2,992	48,301	19	209	561	12,205
25-49	173	314		6,143	10,746		158	300	44,558	58,798		147	282		11,287	15,667		49		2,485	
50-99	353	362	349	23,647	22,986	22,533	338	348	172,175	113,848	165,757	328	349	349	34,496	32,891	48,297	149	209	5,389	13,565
100-199	323	253	134	41,209	30,857	16,160	319	251	319,840	149,064	111,037	310	248	134	49,054	33,773	29,461	177	97	10,113	9,087
200-399	90	50	15	21,524	11,515	3,424	90	50	163,413	68,609	24,200	89	50	15	23,589	10,780	4,686	59	14	5,836	1,756
400 and over	6	1	4	3,250	500	2,650	6	1	29,867	200	29,825	6	1	4	5,100	60	3,300	5	4	1,196	2,545
Montague																					
Total	1,983	2,451	2,188	111,649	97,422	139,177	1,756	2,369	882,811	529,504	1,116,465	1,698	2,196	2,173	192,777	203,577	301,940	908	1,177	68,321	144,183
None							9	34	2,387	3,759	2,367	14	26	8	1,090	1,235	741	10	9	862	532
Under 25	498	1,029	1,301	8,281	16,093	34,195	386	941	55,281	89,447	264,941	360	820	1,281	22,190	44,784	91,575	154	559	8,012	30,388
25-49	677	850		23,285	28,535		602	831	170,175	125,415		587	802		49,799	59,754		288		14,382	
50-99	585	434	615	36,599	26,034	39,444	545	429	266,993	117,334	268,484	527	417	614	62,470	49,154	83,429	313	403	18,854	32,164
100-199	180	113	205	22,354	12,955	24,484	172	109	162,109	66,993	165,906	169	109	203	30,868	18,845	39,915	109	153	8,140	16,779
200-399	33	16	54	7,745	3,555	12,429	32	16	73,023	20,175	85,452	32	16	54	8,965	3,805	16,784	26	41	3,208	7,470
400-799	6	6	(1)	3,200	3,250	(1)	6	6	26,117	38,465	(1)	6	3	(1)	11,795	3,500	(1)	5	(1)	9,600	(1)
800 and over	4	3	(1)	10,185	7,000	(1)	4	3	126,726	67,916	(1)	3	3	(1)	5,600	22,500	(1)	3	(1)	5,263	(1)
400-699	5	5	7	2,500	2,550	3,800	5	5	24,950	29,795	32,215	5	3	7	10,295	3,500	4,896	4	6	8,900	3,300
700 and over	5	4	6	10,885	7,700	24,825	5	4	127,893	76,586	297,100	4	3	6	7,100	22,500	64,600	4	6	5,963	53,550
Montgomery																					
Total	2,103	1,531	1,455	95,065	49,870	65,337	1,990	1,509	618,760	151,147	419,630	1,813	1,218	1,423	158,408	57,390	104,156	628	413	41,732	26,771
None							4	2	1,061	135	100	3	2	3	2,545	190	195	3	3	1,581	235
Under 25	806	755	1,065	11,908	10,777	23,240	754	743	71,415	31,233	146,634	628	555	1,034	23,831	14,315	45,845	113	230	3,274	8,675
25-49	687	492		22,519	15,402		669	487	145,213	43,493		624	420		43,257	21,443		200		10,047	
50-99	397	213	257	24,596	12,466	15,655	364	210	150,881	37,733	88,545	358	180	254	36,730	13,099	26,528	180	109	9,626	6,840
100-199	149	58	91	17,755	6,693	10,658	135	54	121,444	22,927	71,831	136	49	90	24,253	4,046	12,998	91	43	8,853	3,262
200-399	54	9	27	13,107	2,232	6,434	54	9	84,171	10,026	44,320	54	8	27	20,392	1,897	7,490	34	17	6,471	1,948
400 and over	10	4	15	5,180	2,300	9,350	10	4	44,575	5,600	68,200	10	4	15	7,400	2,400	11,100	7	11	1,880	5,810
Moore																					
Total	116	122	99	7,971	8,294	7,358	109	118	64,350	37,759	47,488	111	97	99	13,511	11,403	10,381	30	11	2,374	1,072
None							1		350			2			49						
Under 25	18	23	33	334	337	1,018	14	19	3,114	1,560	6,395	12	11	33	875	582	1,484	1	3	2	131
25-49	29	25		992	849		27	25	7,685	3,688		28	15		2,944	833		6		807	
50-99	39	48	35	2,365	2,892	2,235	37	48	20,354	16,197	14,675	39	46	35	4,113	4,699	3,457	9	3	240	250
100-199	23	18	26	2,630	2,191	3,080	23	18	21,192	8,930	19,886	23	18	26	4,280	3,835	3,965	14	5	1,325	691
200 and over	7	8	5	1,650	2,025	1,025	7	8	11,655	7,384	6,532	7	7	5	1,250	1,454	1,475				
Morris																					
Total	1,088	1,250	1,166	42,854	35,800	34,590	1,066	1,232	266,812	147,248	218,478	1,061	1,105	1,167	72,298	62,450	70,049	367	498	16,246	17,589
None							1		500		570	1		5	3		167	1	1	91	115
Under 25	416	634	997	6,192	9,000	21,922	399	619	35,791	29,051	132,091	395	524	995	16,877	19,121	52,842	55	392	2,943	11,770
25-49	406	466		13,678	14,809		402	464	84,792	59,990		401	435		26,576	27,201		170		5,260	

50-99	195	119	141	12,260	7,082	8,421	193	118	76,004	27,800	53,340	193	115	139	17,877	10,308	13,278	97	82	3,899	3,740
100-199	63	27	23	7,794	3,174	2,647	63	27	36,964	18,357	17,477	63	27	23	6,315	4,070	3,132	36	19	1,767	1,577
200 and over	8	4	5	2,930	1,735	1,600	8	4	32,761	12,050	15,000	8	4	5	4,650	1,750	630	8	4	2,286	387
Motley																					
Total	517	545	693	39,695	30,276	37,266	502	505	273,064	174,517	255,396	482	478	693	66,436	46,537	81,126	157	318	6,951	23,201
None	———	———	———	———	———	———	3	3	428	293	601	4	3	5	315	84	427	1	2	92	62
Under 25	70	114	378	1,206	1,917	10,232	60	95	11,628	12,228	69,941	56	75	373	4,236	3,367	26,599	14	120	646	6,496
25-49	115	166		4,044	5,846		110	154	33,307	38,551		104	149		8,823	10,912		22		629	
50-99	200	177	220	12,990	11,137	14,325	198	169	90,261	62,302	94,502	191	169	220	24,286	18,697	31,371	60	129	2,247	9,094
100-199	106	82	84	13,246	9,841	10,289	105	78	83,553	51,583	74,159	101	77	84	18,601	12,127	20,069	47	59	2,011	6,406
200-399	20	6	11	4,859	1,535	2,420	20	6	31,557	9,560	16,193	20	5	11	6,525	1,350	2,660	13	8	1,326	1,143
400 and over	6	———	———	3,350	———	———	6	———	22,330	———	———	6	———	———	3,650	———	———				
Nacogdoches																					
Total	3,385	4,183	3,832	105,581	119,234	108,854	3,195	4,143	712,162	471,668	788,258	3,128	3,987	3,826	180,105	200,408	266,645	1,193	1,665	52,913	68,549
None	———	———	———	———	———	———	18	2	1,218	55	1,977	20	4	14	7,676	138	543	12	11	7,567	374
Under 25	1,508	2,256	3,318	22,521	35,231	71,567	1,370	2,221	156,837	115,108	521,432	1,305	2,098	3,298	47,685	72,504	211,389	333	1,300	9,579	43,657
25-49	1,332	1,432		43,273	45,494		1,278	1,425	279,535	186,794		1,271	1,402		69,456	81,639		548		15,266	
50-99	460	416	445	26,997	24,830	26,644	446	416	168,833	105,376	178,484	448	408	445	36,599	34,332	41,794	232	297	10,387	13,771
100-199	67	54	55	7,789	5,859	6,556	65	54	63,699	34,913	48,335	66	53	55	10,764	7,521	8,859	53	44	4,928	3,921
200-399	14	21	12	3,075	5,570	3,087	14	21	27,890	20,412	29,830	14	18	12	5,225	2,814	3,260	11	11	3,506	1,426
400 and over	4	4	2	1,926	2,250	1,000	4	4	14,150	9,010	8,200	4	4	2	2,700	1,460	800	4	2	1,680	400
Navarro																					
Total	3,864	4,890	5,190	175,251	190,959	214,565	3,663	4,777	1,323,021	1,121,215	1,453,436	3,623	4,546	5,189	310,951	296,296	476,225	1,650	1,941	72,104	106,299
None	———	———	———	———	———	———	11	18	2,930	2,838	3,079	11	16	20	521	746	1,185	8	10	255	574
Under 25	938	1,571	3,590	14,390	24,243	86,970	822	1,476	119,312	143,254	618,991	781	1,328	3,573	35,032	48,451	205,329	213	1,032	6,101	43,294
25-49	1,486	1,906		50,570	63,551		1,423	1,884	389,985	362,043		1,423	1,820		105,595	108,794		612		22,510	
50-99	1,145	1,168	1,262	70,376	70,757	78,138	1,116	1,154	523,687	399,792	479,932	1,125	1,141	1,260	119,075	102,524	206,833	651	690	28,350	44,573
100-199	252	215	285	29,033	24,442	33,816	249	215	205,497	153,816	229,284	242	212	283	37,475	27,870	47,463	156	174	10,729	13,013
200-399	40	29	46	9,399	7,295	11,461	39	29	70,650	54,672	83,995	38	28	46	11,434	7,311	10,532	30	35	4,159	4,845
400 and over	3	1	7	[1] 1,483	671	4,180	3	1	10,960	4,800	38,155	3	1	7	1,799	600	4,883				
Newton																					
Total	1,472	1,395	979	35,090	33,194	26,284	1,429	1,281	198,264	141,973	184,530	1,282	1,142	979	51,332	38,594	40,533	437	358	13,805	12,147
None	———	———	———	———	———	———	9	5	891	155	330	8	5	3	305	111	117	5	2	195	60
Under 25	891	830	844	12,444	11,229	16,810	855	738	77,781	45,750	117,438	736	615	841	22,413	15,045	28,549	178	274	4,538	7,925
25-49	478	444		15,440	13,870		465	422	82,035	60,064		443	407		20,228	16,089		189		5,995	
50-99	89	100	110	5,395	5,705	6,512	87	97	25,890	26,974	44,532	82	95	110	6,046	5,907	8,086	55	69	2,110	2,971
100 and over	14	21	25	1,811	2,390	2,962	13	19	11,667	9,030	22,230	13	20	25	2,340	1,442	3,781	10	13	967	1,191
Nolan																					
Total	867	1,038	1,055	91,230	78,164	69,991	846	980	586,911	417,864	540,921	817	904	1,056	109,305	82,206	132,532	352	629	20,213	45,125
None	———	———	———	———	———	———	5	———	455	———	3,485	3	———	11	120	———	657	1	6	20	280
Under 25	66	134	482	1,051	2,268	13,229	61	111	11,634	10,920	105,846	47	83	473	1,968	3,346	39,661	15	221	735	13,227
25-49	135	252		4,692	8,832		133	236	31,638	50,891		128	215		7,946	12,542		32		1,334	
50-99	257	366	356	17,197	23,046	23,087	242	352	113,015	120,925	182,745	239	337	356	21,847	26,803	45,995	93	242	4,087	14,275
100-199	282	224	166	36,099	26,888	19,870	279	220	223,574	133,042	138,993	273	212	166	37,078	27,669	29,837	136	121	6,879	10,840
200-399	121	59	47	29,091	13,830	11,855	120	58	190,408	91,411	95,072	121	54	46	36,196	10,946	13,782	70	35	5,761	4,953
400 and over	6	3	4	3,100	1,300	1,950	6	3	16,187	10,675	14,780	6	3	4	4,150	900	2,600	5	4	1,397	1,550
Nueces																					
Total	1,224	1,457	1,427	107,344	122,174	130,186	1,148	1,412	648,650	764,246	951,265	1,067	1,321	1,423	128,469	129,685	178,681	454	469	35,950	45,792
None	———	———	———	———	———	———	5	1	404	550	4,188	9	———	3	3,699	———	1,720	6	5	3,186	658
Under 25	170	191	525	2,645	2,953	13,595	145	166	20,220	14,062	97,467	116	145	522	4,742	4,392	23,503	22	69	686	3,432
25-49	250	318		8,482	10,362		224	311	52,211	63,131		205	280		14,583	15,591		53		3,136	
50-99	359	441	393	23,052	27,762	24,971	337	439	140,572	188,667	184,514	315	412	392	29,606	36,191	36,650	119	124	5,654	7,364
100-199	300	360	353	36,866	43,584	44,534	293	349	222,704	274,789	294,483	282	349	352	39,284	43,396	56,889	156	164	10,382	13,809
200-399	135	132	128	31,949	30,513	31,849	134	131	187,697	188,193	247,275	130	120	128	32,130	24,585	38,849	92	86	11,343	11,264
400 and over	10	15	28	4,350	7,000	15,237	10	15	24,842	34,854	123,338	10	15	26	4,425	5,530	21,070	6	21	1,563	9,265

[1] Comparison with later censuses may be found in groups below beginning with 400-699.

COUNTY TABLE 1.—CHICKENS ON FARMS 1940, 1935, AND 1930; CHICKEN EGGS PRODUCED AND CHICKENS RAISED 1939, 1934, AND 1929; AND CHICKENS SOLD, 1939 AND 1929; CLASSIFIED BY NUMBER ON HAND—Continued

(Chickens on hand over 4 months old Apr. 1, 1940 and over 3 months old Jan. 1, 1935 and Apr. 1, 1930)

STATE OR COUNTY AND NUMBER OF CHICKENS ON HAND	CHICKENS ON HAND						CHICKEN EGGS PRODUCED					CHICKENS RAISED						CHICKENS SOLD			
	Farms reporting			Number			Farms reporting		Dozens			Farms reporting			Number			Farms reporting		Number	
	1940 (Apr.1)	1935 (Jan.1)	1930 (Apml)	1940 (Apr. 1)	1935 (Jan. 1)	1930 (Apr. 1)	1939	1934	1939	1934	1929	1939	1934	1929	1939	1934	1929	1939	1929	1939	1929
TEXAS—Continued																					
Ochiltree																					
Total	379	409	409	31,824	34,397	44,416	374	397	288,770	173,058	327,671	337	367	403	69,507	60,889	77,938	193	219	18,697	22,724
None	———	———	———	———	———	———	2	2	1,780	245	———	2	2	———	650	115	———	2	———	275	———
Under 25	39	27	107	660	480	3,284	38	24	7,443	2,302	25,282	24	18	104	4,234	731	8,361	14	28	2,714	1,776
25-49	79	92		2,886	3,308		77	89	26,034	14,286		67	69		8,709	6,094		24		2,610	
50-99	134	160	128	8,779	10,374	8,411	131	154	80,206	48,904	61,052	121	150	125	21,258	21,027	18,851	65	71	4,128	5,230
100-199	96	97	107	12,001	11,877	13,550	95	96	109,074	63,205	97,326	92	96	107	23,826	22,185	25,185	66	69	6,728	6,642
200 and over	31	33	67	7,498	8,358	19,171	31	32	64,233	44,116	144,011	31	32	67	10,830	10,737	25,541	22	51	2,242	9,076
Oldham																					
Total	82	132	79	7,790	11,094	7,457	79	132	56,014	53,637	51,203	77	125	77	14,328	16,029	11,592	32	37	4,729	3,833
None	———	———	———	———	———	———	———	———	———	———	720	1	———	1	100	———	50	———	———	———	———
Under 25	3	22	19	68	388	616	3	22	957	2,452	4,422	2	19	17	250	984	973	2	4	104	187
25-49	14	28		520	959		13	28	3,240	5,557		12	25		1,030	1,732		1		130	
50-99	32	38	29	2,162	2,230	1,806	30	38	15,545	10,638	11,504	29	37	28	4,280	3,249	2,838	11	14	1,399	900
100-199	26	33	26	3,235	4,342	3,235	26	33	23,406	21,538	20,517	26	33	26	5,788	6,289	4,715	12	14	1,764	1,472
200 and over	7	11	5	1,805	3,175	1,800	7	11	12,866	13,452	14,040	7	11	5	2,880	3,775	3,016	6	5	1,332	1,274
Orange																					
Total	1,003	719	350	46,345	28,260	22,810	963	676	323,500	136,394	160,463	895	612	354	67,924	38,782	31,263	434	176	28,110	12,938
None	———	———	———	———	———	———	22	2	8,103	50	3,731	19	1	10	1,335	40	719	19	3	1,211	244
Under 25	313	297	205	4,641	4,378	5,308	272	267	37,413	19,442	39,303	238	227	199	9,264	6,060	10,055	82	95	3,328	4,337
25-49	372	257		13,273	8,633		358	248	96,884	36,304		336	227		19,609	11,972		163		5,985	
50-99	223	126	93	13,585	7,605	5,995	220	122	92,089	37,359	40,074	211	120	93	19,953	11,328	8,392	124	44	9,606	2,573
100-199	80	31	37	9,616	3,794	4,789	78	30	46,893	19,575	34,434	77	29	37	8,768	3,502	5,386	35	23	2,503	2,378
200-399	11	5	10	2,730	1,250	2,343	9	4	16,830	4,800	17,826	10	5	10	3,495	1,080	2,836	7	6	1,132	972
400 and over	4	3	5	2,500	2,600	4,375	4	3	25,288	18,864	25,095	4	3	5	5,500	4,800	3,875	4	5	4,345	2,434
Palo Pinto																					
Total	1,202	1,309	1,157	75,538	63,567	81,863	1,173	1,249	509,590	313,347	612,465	1,118	1,106	1,161	115,240	70,111	134,232	479	675	33,135	59,127
None	———	———	———	———	———	———	8	3	1,195	396	1,950	11	4	8	640	497	1,045	7	7	507	629
Under 25	253	381	549	4,001	6,238	14,912	242	341	25,039	30,167	117,868	219	271	548	10,087	10,055	32,597	56	260	1,985	13,401
25-49	342	451		11,745	15,170		329	436	77,952	69,824		317	393		21,848	18,566		98		4,066	
50-99	383	334	357	24,546	20,114	22,737	372	328	151,433	82,460	167,688	355	305	356	36,423	20,847	34,409	188	217	10,260	12,000
100-199	180	107	187	22,231	12,460	23,441	178	105	165,617	58,605	153,641	173	98	186	26,915	12,845	33,806	101	141	8,740	15,978
200-399	36	34	49	8,540	8,220	11,787	36	34	59,169	60,055	82,287	35	33	49	11,052	5,881	15,645	24	37	4,102	8,342
400 and over	8	2	15	4,475	1,365	8,986	8	2	29,185	11,840	89,031	8	2	14	8,275	1,420	16,730	5	13	3,475	8,777
Panola																					
Total	2,978	3,793	3,758	81,293	92,402	93,167	2,847	3,689	556,423	336,915	649,080	2,775	3,491	3,698	180,569	151,491	214,925	1,011	1,363	48,302	52,829
None	———	———	———	———	———	———	7	19	542	1,002	403	10	17	4	316	782	149	2	4	62	107
Under 25	1,542	2,323	3,389	21,983	32,697	68,459	1,425	2,226	151,483	106,581	483,838	1,364	2,068	3,328	60,013	60,577	176,705	376	1,145	13,188	40,115
25-49	1,070	1,139		34,586	36,342		1,054	1,116	236,080	134,155		1,043	1,082		75,442	61,557		431		18,565	
50-99	317	295	328	18,713	17,333	19,360	312	293	128,891	68,378	120,688	310	289	325	32,565	23,708	30,572	168	188	8,993	8,791
100 and over	49	36	41	6,011	6,030	5,348	49	35	39,427	26,799	44,151	48	35	41	12,233	4,867	7,499	34	26	7,494	3,816

Parker																				
Total	2,327	2,682	2,347	113,512	102,038	139,184	2,183	2,436	766,465	482,557	1,027,906	2,088	2,265	2,352	182,248	154,330	237,569	944	1,380	64,302	87,323
None							16	9	2,088	1,791	5,000	13	10	19	1,961	1,899	1,751	13	17	1,810	1,458
Under 25	550	1,000	1,234	8,765	15,706	33,585	472	836	72,349	59,958	241,442	428	739	1,224	28,592	28,280	71,660	135	593	12,255	25,938
25-49	835	935		28,782	31,307		791	875	198,015	140,443		765	822		47,779	47,252		310		11,165	
50-99	701	605	759	43,019	36,545	48,727	668	578	269,029	178,642	340,531	656	557	755	61,632	48,471	76,433	342	504	18,534	26,258
100-199	212	126	278	25,156	14,305	32,985	208	122	163,863	72,813	233,338	199	122	278	27,311	22,928	40,539	121	205	9,234	17,065
200-399	23	14	59	5,015	3,375	14,297	22	14	37,171	17,850	114,481	21	13	59	6,698	4,300	24,980	17	48	3,918	7,161
400 and over	6	2	17	2,775	800	9,590	6	2	23,950	11,060	93,114	6	2	17	8,275	1,200	22,206	6	13	7,386	9,443
Parmer																					
Total	803	811	717	75,101	63,245	62,295	750	740	514,041	320,689	412,802	731	603	717	121,905	69,891	97,400	377	311	31,888	27,638
None								1		65	500		3	1		216	75	1		10	
Under 25	59	92	215	933	1,606	6,070	47	77	7,583	8,793	43,837	38	34	214	2,993	2,695	12,703	13	42	983	2,587
25-49	124	186		4,206	6,583		113	169	31,737	31,700		102	121		9,234	7,803		35		2,455	
50-99	297	289	245	19,062	18,301	16,302	278	271	133,982	100,266	117,750	272	230	245	32,379	23,249	28,076	135	98	6,964	6,024
100-199	244	188	201	30,904	23,118	24,880	233	171	197,915	112,050	152,709	240	165	201	50,600	25,501	37,871	144	132	13,813	11,791
200-399	75	54	52	18,111	12,787	12,913	75	49	122,523	62,695	83,626	75	48	52	24,449	9,927	16,875	45	36	7,243	6,536
400 and over	4	2	4	1,885	850	2,130	4	2	20,301	5,120	14,380	4	2	4	2,250	500	1,800	4	3	420	700
Pecos																					
Total	225	251	219	9,049	8,146	8,902	214	235	76,364	53,787	64,000	189	223	209	13,947	9,038	15,158	36	63	2,087	5,097
None							2		1,512		365	3		1	171		75	2	1	55	65
Under 25	90	131	164	1,411	2,006	3,350	79	119	11,874	9,709	22,817	61	115	153	2,234	2,998	7,379	2	32	65	1,937
25-49	68	68		2,153	2,280		66	64	18,069	13,413		59	60		3,861	2,310		11		473	
50-99	47	40	34	2,805	2,380	2,042	47	40	24,754	18,930	14,287	46	37	34	4,571	2,385	4,964	14	21	875	2,365
100-199	17	11	15	2,055	1,230	1,885	17	11	13,455	10,235	13,976	17	10	15	2,510	1,145	1,715	7	9	619	730
200 and over	3	1	6	625	250	1,625	3	1	6,700	1,500	12,555	3	1	6	600	200	1,025				
Polk																					
Total	1,866	2,286	1,839	61,523	61,391	51,493	1,807	2,096	418,176	295,182	333,806	1,721	1,924	1,768	95,718	74,788	77,729	447	597	22,964	20,650
None							2	3	115	958	1,145	4	5	8	61	182	389	1	9	13	411
Under 25	827	1,170	1,590	12,061	16,846	32,869	782	1,023	86,451	75,584	217,243	721	887	1,511	23,687	23,196	55,758	117	445	3,454	12,688
25-49	712	864		23,245	27,211		697	821	159,646	126,443		678	793		39,488	32,783		207		11,102	
50-99	264	220	210	15,782	12,854	12,711	263	216	104,936	58,420	70,168	258	207	210	21,750	13,762	16,298	87	119	4,726	5,336
100-199	49	29	29	5,500	3,580	3,345	49	28	37,293	25,177	22,935	46	29	29	5,792	4,290	3,254	23	22	1,789	1,437
200-399	10	2	9	2,605	400	2,168	10	2	16,838	3,600	17,815	10	2	9	2,540	175	1,680	9	3	1,130	630
400 and over	4	1	1	2,330	500	400	4	1	12,897	5,000	4,500	4	1	1	2,400	400	350	3	1	750	150
Potter																					
Total	235	294	249	16,400	20,725	21,059	208	280	140,950	96,874	155,429	209	222	247	43,829	33,877	36,908	89	132	20,629	12,915
None							2	7	1,156	2,310	1,925	7	8	3	9,070	4,407	950	5	3	8,800	385
Under 25	60	97	96	908	1,336	2,457	43	93	7,610	8,446	18,499	43	50	94	4,180	2,792	6,191	11	28	2,307	2,313
25-49	59	66		2,071	2,161		53	80	18,510	12,011		50	52		5,150	4,167		16		893	
50-99	57	66	81	3,522	3,922	5,347	54	58	25,053	16,021	34,786	51	55	80	7,061	5,608	9,087	22	45	1,723	2,526
100-199	44	45	42	5,459	5,941	5,245	41	43	43,183	27,420	39,141	43	39	40	10,208	8,184	9,770	24	30	3,577	3,145
200 and over	15	20	30	4,440	7,365	8,010	15	19	45,438	30,666	61,078	15	18	30	8,160	8,719	10,910	11	26	3,329	4,546
Presidio																					
Total	315	522	225	5,421	9,535	7,067	283	471	28,049	40,963	46,430	296	366	220	9,198	19,634	11,540	72	26	2,088	2,933
None											10	1	1	1	30	8	50	1		30	
Under 25	266	414	197	3,053	4,228	3,024	236	366	12,862	19,387	17,726	250	272	191	5,207	7,548	6,681	58	13	1,104	539
25-49	37	68		1,228	2,108		35	65	7,592	10,270		33	59		1,785	4,318		7		229	
50-99	9	32	14	540	2,024	868	9	32	2,940	8,812	6,244	9	26	14	1,246	5,185	1,193	3	5	360	525
100 and over	3	8	14	600	1,175	3,175	3	8	4,655	2,494	22,450	3	8	14	930	2,575	3,616	3	8	365	1,869
Rains																					
Total	1,064	1,321	1,280	43,957	40,263	45,825	1,001	1,220	326,839	175,727	297,417	987	1,109	1,284	76,087	66,398	83,995	582	577	24,424	22,385
None							4		894		806	4	1	7	342	27	293	3	6	355	178
Under 25	298	572	983	4,899	8,894	24,623	260	532	46,063	35,319	157,949	248	417	980	12,532	16,430	52,602	116	401	4,006	13,043
25-49	467	563		15,907	18,193		441	507	118,286	73,492		440	509		29,356	31,347		261		9,198	
50-99	237	159	255	14,545	9,396	15,825	235	155	101,091	45,050	104,112	234	156	255	21,578	14,479	25,387	156	148	6,593	7,696
100-199	54	23	37	6,521	2,680	4,297	53	22	40,244	12,676	26,140	53	22	37	9,404	2,890	4,998	38	19	3,344	1,213
200 and over	8	4	5	2,285	1,100	1,080	8	4	20,261	9,190	8,410	8	4	5	2,875	1,225	715	8	3	928	255

COUNTY TABLE 1.—CHICKENS ON FARMS 1940, 1935, AND 1930; CHICKEN EGGS PRODUCED AND CHICKENS RAISED 1939, 1934, AND 1929; AND CHICKENS SOLD, 1939 AND 1929; CLASSIFIED BY NUMBER ON HAND—Continued

(Chickens on hand over 4 months old Apr. 1, 1940 and over 3 months old Jan. 1, 1935 and Apr. 1, 1930)

STATE OR COUNTY AND NUMBER OF CHICKENS ON HAND	CHICKENS ON HAND						CHICKEN EGGS PRODUCED					CHICKENS RAISED						CHICKENS SOLD			
	Farms reporting			Number			Farms reporting		Dozens			Farms reporting			Number			Farms reporting		Number	
	1940 (Apr. 1)	1935 (Jan. 1)	1930 (Apr. 1)	1940 (Apr. 1)	1935 (Jan. 1)	1930 (Apr. 1)	1939	1934	1939	1934	1929	1939	1934	1929	1939	1934	1929	1939	1929	1939	1929
TEXAS—Continued																					
Randall																					
Total	529	598	561	55,918	55,161	70,678	511	575	414,781	273,169	448,983	470	512	559	90,005	79,152	102,194	307	293	36,234	32,134
None	—	—	—	—	—	—	4	3	732	2,942	1,225	3	4	1	425	256	30	3	1	112	30
Under 25	62	85	134	928	1,402	3,869	50	71	10,828	9,871	28,066	36	53	132	2,813	3,690	8,737	12	35	1,280	2,944
25-49	71	126		2,544	4,616		70	121	20,647	23,881		61	104		5,929	8,289		37		1,660	
50-99	179	194	137	12,093	12,596	8,822	173	191	77,773	57,879	59,398	160	167	136	19,959	20,137	16,410	89	63	5,172	4,886
100-199	146	130	171	18,671	16,176	22,450	144	126	123,764	76,453	148,384	139	122	171	31,094	22,271	35,793	107	112	14,104	10,495
200-399	58	53	98	14,828	12,967	23,592	57	53	108,947	54,715	138,532	58	52	98	19,865	15,919	28,328	47	67	8,723	9,462
400 and over	13	10	(1)	6,854	7,404	(1)	13	10	72,090	47,428	(1)	13	10	(1)	9,920	8,590	(1)	12	(1)	5,183	(1)
400-699	10	4	15	4,754	2,050	6,870	10	4	53,295	7,160	40,907	10	4	15	6,220	2,040	8,946	9	11	3,483	3,017
700 and over	3	6	6	2,100	5,354	5,075	3	6	18,795	40,268	32,471	3	6	6	3,700	6,550	3,950	3	4	1,700	1,300
Reagan																					
Total	66	2	56	2,500	85	2,111	65	2	9,974	750	16,332	50	2	56	3,106	325	4,223	6	11	461	826
None	—	—	—	—	—	—	—	—	—	—	—	—	—	—	—	—	—	—	—	—	—
Under 25	32	1	42	477	10	1,036	31	1	1,080	20	7,749	22	1	42	907	200	2,191	2	5	26	216
25-49	13	—		418	—		13	—	906	—		11	—		608	—		1		140	
50-99	15	1	8	805	75	435	15	1	2,593	730	3,324	13	1	8	916	125	779	3	6	295	610
100 and over	6	—	6	800	—	640	6	—	5,395	—	5,259	4	—	6	675	—	1,253				
Real																					
Total	260	229	214	8,506	6,983	8,087	232	212	44,818	30,228	58,728	225	148	207	13,311	8,033	14,046	44	86	2,686	3,490
None	—	—	—	—	—	—	—	1	—	30	300	1	1	1	80	8	25	—	1	—	60
Under 25	113	134	164	1,813	2,086	4,133	94	122	7,103	7,734	28,516	83	68	156	3,257	2,688	7,662	13	57	586	1,585
25-49	106	71		3,628	2,322		97	68	18,321	8,354		101	58		6,010	3,057		17		680	
50-99	35	18	38	2,165	1,175	2,231	35	16	12,085	3,835	16,589	34	16	38	2,604	1,160	4,074	10	22	395	1,137
100 and over	6	6	12	900	1,400	1,723	6	5	7,309	10,275	13,323	6	5	12	1,360	1,120	2,285	4	6	1,025	708
Red River																					
Total	3,385	4,373	4,349	109,126	118,120	128,823	3,217	4,241	727,121	518,387	926,931	3,085	4,043	4,284	191,619	217,989	286,811	1,413	1,967	43,152	82,455
None	—	—	—	—	—	—	7	13	1,060	5,503	1,340	14	42	18	575	1,686	740	6	7	202	256
Under 25	1,364	2,322	3,727	20,457	33,151	82,164	1,229	2,198	145,583	137,320	598,590	1,138	2,026	3,647	46,165	72,842	211,300	382	1,542	8,525	56,729
25-49	1,402	1,512		46,033	48,313		1,370	1,498	309,836	204,372		1,333	1,454		84,471	92,403		650		18,132	
50-99	535	479	523	32,433	28,266	31,815	527	472	209,281	133,501	214,700	520	464	521	48,210	41,508	55,680	322	345	13,258	17,950
100-199	77	51	85	8,653	5,902	9,954	77	51	51,071	24,956	70,871	73	49	84	10,098	7,015	13,966	48	61	2,705	5,505
200 and over	7	9	14	1,550	2,508	4,890	7	9	10,290	12,735	41,430	7	8	14	2,100	2,535	5,125	5	12	330	2,015
Reeves																					
Total	176	237	92	6,447	7,116	5,913	163	224	62,060	33,824	47,569	158	148	92	16,382	10,411	14,555	56	37	8,304	6,233
None	—	—	—	—	—	—	5	—	6,570	—	—	5	—	—	4,612	—	—	5	—	4,480	—
Under 25	79	155	56	1,061	1,992	1,353	65	147	9,919	5,228	9,640	62	77	56	1,677	1,686	2,757	8	12	226	532
25-49	46	45		1,587	1,532		43	41	15,878	8,744		41	36		2,903	3,245		16		699	
50-99	41	27	21	2,557	1,742	1,320	40	26	20,943	10,178	10,356	40	26	21	4,870	2,980	3,018	21	14	1,494	1,371
100 and over	10	10	15	1,242	1,850	3,240	10	10	8,750	9,674	27,573	10	9	15	2,320	2,500	8,800	6	11	1,405	4,330

Refugio																				
Total	363	506	384	27,020	32,500	24,674	356	490	187,023	165,133	173,585	332	434	386	39,228	38,720	44,492	143	137	16,632	10,040
None	—	—	—	—	—	—	—	—	—	—	150	—	—	2	—	—	130	—	1	—	12
Under 25	52	110	210	822	1,669	5,249	48	97	7,583	8,806	40,628	38	76	210	1,411	3,630	10,309	9	47	303	1,979
25-49	110	131		3,699	4,395		108	131	29,209	16,574		103	111		5,218	6,488		23		691	
50-99	107	164	102	6,837	10,806	6,389	106	162	48,273	50,617	43,940	103	147	102	9,028	12,449	10,942	52	43	2,601	2,821
100-199	71	79	43	8,687	9,675	5,021	71	76	55,735	52,482	34,321	67	78	43	8,851	10,288	7,896	44	24	2,435	1,630
200-399	19	17	25	4,375	3,855	6,115	19	17	32,738	24,439	41,605	17	17	25	4,420	4,365	12,605	11	19	1,402	2,698
400 and over	4	5	4	2,600	2,100	1,900	4	5	13,485	12,215	12,941	4	5	4	10,300	1,500	2,610	4	3	9,200	900
Roberts																					
Total	115	114	90	8,492	8,594	8,524	115	111	39,226	25,483	61,074	107	100	91	15,317	13,860	17,048	39	42	4,106	4,458
None	—	—	—	—	—	—	2	—	260	—	500	2	—	1	75	—	100	—	—	—	—
Under 25	20	9	21	341	135	662	19	8	2,241	540	4,389	15	6	21	700	359	1,525	4	7	90	344
25-49	28	24		997	787		28	23	4,510	2,420		24	20		1,770	1,820		4		105	
50-99	35	52	29	2,068	3,282	1,912	34	51	9,382	10,426	13,016	34	46	29	5,225	6,091	5,113	17	14	1,488	1,309
100-199	29	24	31	3,686	2,690	3,700	29	24	20,788	5,041	25,974	29	23	31	6,277	4,415	7,715	14	21	2,423	2,805
200 and over	3	5	9	1,400	1,700	2,250	3	5	2,045	7,056	17,195	3	5	9	1,270	1,175	2,595				
Robertson																					
Total	2,482	2,701	3,059	81,934	79,999	90,928	2,242	2,556	424,059	339,240	570,487	2,197	2,364	3,003	154,250	141,074	183,407	483	609	23,831	29,884
None	—	—	—	—	—	—	5	14	167	532	645	8	11	10	691	203	521	4	7	44	298
Under 25	1,178	1,305	2,526	15,561	18,224	51,905	1,007	1,176	68,836	75,006	300,279	935	1,034	2,462	31,160	36,330	114,669	105	396	2,119	14,035
25-49	800	941		26,155	29,797		750	914	125,394	129,720		767	878		50,532	52,682		186		5,992	
50-99	408	381	445	24,549	22,489	26,485	387	378	127,810	93,824	167,308	393	368	443	45,002	35,129	48,877	142	162	5,992	9,405
100-199	78	63	71	9,187	7,039	7,888	75	63	56,105	28,068	58,275	76	63	71	15,575	10,710	10,710	33	33	4,688	2,541
200-399	15	11	15	3,532	2,450	3,400	15	11	19,387	12,090	29,510	15	10	15	5,140	6,020	5,030	13	11	4,696	3,605
400 and over	3	—	2	2,950	—	1,250	3	—	26,360	—	14,475	3	—	2	6,150	—	3,600				
Rockwall																					
Total	580	670	778	28,234	30,449	38,253	554	657	169,568	93,574	249,999	550	629	775	45,720	43,302	63,832	221	266	10,166	13,820
None	—	—	—	—	—	—	3	—	38	—	200	4	—	1	260	—	40	—	1	—	40
Under 25	118	159	498	1,820	2,706	12,375	106	150	15,207	8,818	79,153	101	134	496	5,057	4,335	28,057	36	115	1,606	4,102
25-49	225	263		7,778	8,978		215	262	47,161	26,455		213	254		13,373	13,544		73		2,339	
50-99	184	200	212	11,238	11,931	12,846	177	199	59,270	35,532	87,321	179	196	211	16,153	16,892	22,204	79	99	2,975	4,412
100-199	47	37	54	5,561	4,180	6,329	47	35	36,064	10,563	45,273	47	34	54	9,072	4,866	9,431	29	40	2,516	3,082
200 and over	6	11	14	1,737	2,854	4,703	6	11	11,828	12,206	38,052	6	11	13	1,805	3,665	4,100	4	11	730	2,184
Runnels																					
Total	1,970	2,196	2,359	216,390	196,223	183,344	1,929	2,113	1,732,922	1,015,976	1,394,995	1,817	2,067	2,351	261,386	227,835	321,045	1,085	1,523	77,789	121,827
None	—	—	—	—	—	—	6	4	2,810	547	460	5	3	3	650	185	325	5	2	518	49
Under 25	109	154	906	1,820	2,673	25,392	97	121	24,086	13,751	211,610	75	105	895	5,667	4,855	68,870	29	434	1,549	24,520
25-49	257	465		9,206	16,207		244	433	99,616	90,255		217	416		19,458	28,441		108		5,771	
50-99	610	745	772	40,468	47,728	50,227	594	733	345,087	257,589	388,975	565	724	772	59,065	66,717	102,928	304	546	15,357	38,892
100-199	690	618	514	68,814	75,546	64,064	685	608	696,338	400,668	466,167	665	608	514	100,084	82,768	96,770	428	395	31,696	36,712
200-399	289	191	153	69,602	43,559	36,816	288	191	512,695	212,006	271,935	275	188	153	71,362	36,394	44,652	202	132	21,500	18,029
400 and over	15	23	14	6,480	10,510	6,845	15	23	52,290	41,160	55,848	15	23	14	5,100	8,475	7,500	9	14	1,398	3,625
Rusk																					
Total	3,881	4,962	5,043	112,695	134,675	143,899	3,678	4,751	890,932	475,691	950,671	3,562	4,098	5,018	242,841	218,990	310,726	931	1,614	43,376	61,349
None	—	—	—	—	—	—	20	22	2,919	856	417	17	13	6	4,594	527	195	10	5	4,253	82
Under 25	1,870	2,674	4,397	28,009	37,872	96,099	1,710	2,507	172,226	107,377	633,582	1,647	2,096	4,366	74,139	72,338	232,274	282	1,272	8,241	39,354
25-49	1,486	1,709		47,635	53,503		1,435	1,661	296,658	175,411		1,402	1,482		106,858	89,656		424		18,937	
50-99	449	482	549	26,259	28,444	32,333	438	467	149,526	121,512	210,186	424	427	549	42,655	41,464	56,781	172	274	7,491	13,632
100-199	64	78	72	7,225	8,761	8,307	63	75	42,693	44,427	51,819	61	64	72	9,545	8,815	12,741	37	42	2,789	3,869
200 and over	12	19	25	3,567	6,095	7,160	12	19	26,910	26,108	54,667	11	16	25	5,050	6,190	8,735	6	21	1,665	4,412
Sabine																					
Total	1,467	1,494	1,235	41,192	33,377	33,212	1,363	1,416	280,206	132,095	225,977	1,367	1,306	1,233	65,615	38,037	56,299	491	431	15,201	14,948
None	—	—	—	—	—	—	4	—	238	—	2,280	6	—	9	228	—	575	3	9	36	515
Under 25	723	909	1,112	10,925	13,471	23,023	646	848	77,504	50,823	150,803	638	753	1,101	21,703	16,555	42,320	177	342	4,503	9,152
25-49	560	514		18,027	15,721		533	499	125,063	60,637		541	484		27,241	17,679		205		5,627	
50-99	168	68	103	9,790	3,785	6,229	166	66	80,999	16,975	40,034	167	66	103	13,463	3,178	8,034	95	66	3,760	3,137
100 and over	16	3	20	2,450	400	3,960	14	3	16,402	3,660	32,860	15	3	20	2,980	625	5,370	11	14	1,275	2,144

[1] Comparison with later censuses may be found in groups below beginning with 400-699.

COUNTY TABLE 1.—CHICKENS ON FARMS 1940, 1935, AND 1930; CHICKEN EGGS PRODUCED AND CHICKENS RAISED 1939, 1934, AND 1929; AND CHICKENS SOLD, 1939 AND 1929; CLASSIFIED BY NUMBER ON HAND—Continued

(Chickens on hand over 4 months old Apr. 1, 1940 and over 3 months old Jan. 1, 1935 and Apr. 1, 1930)

STATE OR COUNTY AND NUMBER OF CHICKENS ON HAND	CHICKENS ON HAND						CHICKEN EGGS PRODUCED					CHICKENS RAISED						CHICKENS SOLD			
	Farms reporting			Number			Farms reporting		Dozens			Farms reporting			Number			Farms reporting		Number	
	1940 (Apr.1)	1935 (Jan.1)	1930 (Apr.1)	1940 (Apr. 1)	1935 (Jan. 1)	1930 (Apr. 1)	1939	1934	1939	1934	1929	1939	1934	1929	1939	1934	1929	1939	1929	1939	1929
TEXAS—Continued																					
San Augustine																					
Total	1,970	2,072	1,580	47,424	49,163	37,663	1,869	1,941	350,184	93,928	206,556	1,799	1,811	1,580	87,291	61,209	65,863	699	498	18,159	15,214
None	—	—	—	—	—	—	8	—	1,181	—	539	7	—	7	240	—	174	10	6	241	117
Under 25	1,132	1,195	1,461	16,936	18,163	29,903	1,048	1,092	132,608	33,914	157,192	987	988	1,454	38,237	24,778	55,387	308	443	8,759	12,942
25-49	699	757		21,758	23,648		678	731	157,896	42,050		671	708		37,426	27,660		300		6,956	
50-99	130	110	103	7,720	6,228	5,941	126	108	50,939	14,084	36,474	125	105	103	10,167	7,996	7,892	74	42	2,059	1,579
100 and over	9	10	16	1,010	1,124	1,819	9	10	7,560	3,880	12,351	9	10	16	1,221	775	2,410	7	7	144	576
San Jacinto																					
Total	1,388	1,467	1,271	35,957	37,924	39,741	1,295	1,434	156,689	133,644	263,834	1,213	1,329	1,267	56,365	42,599	68,071	288	322	9,784	15,831
None	—	—	—	—	—	—	7	11	700	612	12	4	11	4	164	255	53	4	1	90	25
Under 25	792	848	1,076	11,142	11,807	21,755	721	811	46,998	32,924	145,095	643	727	1,068	17,912	14,966	42,368	97	216	2,660	7,380
25-49	436	472		14,229	14,766		416	467	65,645	40,809		413	447		22,097	16,246		118		3,234	
50-99	147	129	163	8,802	7,566	9,981	138	127	34,397	26,989	54,538	140	126	163	12,558	8,622	16,825	60	85	2,105	4,399
100 and over	13	18	32	1,784	3,785	8,005	13	18	8,949	32,310	64,189	13	18	32	3,634	2,510	8,825	9	20	1,695	4,027
San Patricio																					
Total	929	1,288	969	70,600	79,827	61,816	877	1,252	458,121	582,312	403,250	807	1,120	846	86,477	89,962	82,218	333	268	24,334	19,759
None	—	—	—	—	—	—	1	8	720	545	—	1	6	1	400	680	40	2	—	800	—
Under 25	182	310	473	2,435	4,958	11,047	138	288	15,005	47,776	75,749	113	238	353	4,421	8,037	17,711	16	57	1,178	3,210
25-49	208	346		7,032	11,625		194	336	44,997	105,149		173	284		9,797	14,597		46		1,763	
50-99	281	356	272	17,782	21,992	17,207	273	347	121,463	179,402	107,935	253	325	269	23,439	24,918	25,088	110	99	5,620	5,315
100-199	207	215	177	25,651	25,899	21,699	202	212	167,344	167,121	135,708	198	207	177	29,101	26,430	24,998	117	81	9,779	5,801
200-399	66	58	44	15,500	13,903	10,438	64	58	93,132	74,209	73,344	64	57	43	16,719	13,825	11,481	37	29	4,244	4,133
400 and over	5	3	3	2,200	1,450	1,425	5	3	15,460	8,110	10,514	5	3	3	2,600	1,475	2,900	5	2	950	1,300
San Saba																					
Total	1,160	1,321	1,280	65,227	61,521	64,952	1,077	1,259	473,815	221,924	444,090	1,054	1,220	1,277	104,164	81,674	108,995	437	425	21,016	26,379
None	—	—	—	—	—	—	4	3	1,144	90	—	3	5	—	1,115	196	—	4	—	1,076	—
Under 25	215	384	761	3,534	6,336	20,391	170	345	25,886	18,675	146,763	157	314	759	7,558	9,927	45,229	46	215	1,549	11,493
25-49	384	475		13,443	16,091		368	451	103,411	46,773		359	446		27,081	23,091		130		5,043	
50-99	391	330	384	24,572	20,418	23,814	368	329	182,368	84,181	144,117	377	326	384	38,802	25,953	37,097	158	137	6,132	7,022
100-199	147	114	113	17,698	13,481	12,967	144	113	123,228	48,065	91,693	137	111	112	23,248	16,307	15,549	82	58	4,985	4,379
200-399	20	16	16	4,680	3,815	3,820	20	16	28,730	19,517	33,290	18	16	16	5,160	4,820	3,865	14	9	1,781	900
400 and over	3	2	6	1,300	1,380	3,960	3	2	9,048	4,623	28,227	3	2	6	1,200	1,380	7,255	3	6	450	2,585
Schleicher																					
Total	231	284	243	14,159	12,798	12,145	218	283	105,610	116,928	88,517	216	245	243	23,181	17,846	21,572	51	91	4,691	7,008
None	—	—	—	—	—	—	6	—	1,589	—	304	6	—	1	675	—	30	2	1	115	30
Under 25	37	87	148	630	1,380	3,747	33	87	5,522	14,334	26,242	30	57	148	1,554	2,187	9,112	—	40	—	2,729
25-49	75	93		2,604	3,222		67	92	22,512	35,799		66	88		4,296	5,029		12		406	
50-99	77	84	62	4,684	5,089	3,718	71	84	34,443	44,570	25,298	73	80	61	7,690	6,450	6,170	19	33	1,095	1,900
100-199	32	17	28	3,731	2,157	3,080	31	17	25,274	16,225	26,203	31	17	28	5,741	2,580	4,690	12	12	2,481	1,557
200 and over	10	3	5	2,510	950	1,600	10	3	16,270	6,000	10,470	10	3	5	3,225	1,600	1,570	6	5	594	792

Scurry																				
Total	1,329	1,336	1,428	105,225	88,574	88,750	1,238	1,225	754,091	492,161	724,279	1,218	1,168	1,421	155,279	109,476	192,344	504	872	36,887	69,567
None							2	13	1,610	1,885	4,134	2	13	10	12,150	1,620	8,030	4	5	12,120	7,200
Under 25	124	201	731	1,972	5,395	20,899	100	141	17,399	21,279	207,152	94	120	716	4,676	6,350	65,002	19	366	853	19,761
25-49	255	346		8,988	12,081		227	321	71,297	79,517		222	297		13,436	19,210		59		2,004	
50-99	525	459	450	34,427	29,422	28,776	497	439	257,480	184,824	228,254	491	430	449	52,339	38,868	63,466	218	315	10,202	21,241
100-199	361	294	198	44,488	34,222	24,159	348	277	300,600	166,599	172,746	345	275	197	51,918	36,123	36,880	164	145	8,972	14,040
200 and over	64	36	49	15,350	9,454	14,916	64	34	105,705	38,057	111,993	64	33	49	20,760	7,305	18,966	40	41	2,736	7,325
Shackelford																				
Total	419	434	420	37,474	25,557	22,176	398	425	223,369	148,794	169,640	387	361	419	47,166	31,088	41,169	133	249	9,912	15,130
None							1	1	150	175			1			125					
Under 25	42	89	230	738	1,487	5,987	37	82	5,868	8,962	44,017	34	56	230	1,799	2,264	16,682	7	118	209	6,192
25-49	91	113		3,111	3,857		80	111	18,534	21,535		80	93		6,686	6,541		19		1,247	
50-99	134	152	132	8,715	9,393	8,447	131	152	59,244	57,907	63,871	126	133	131	12,659	12,065	14,208	44	85	2,472	4,566
100-199	93	72	51	10,805	8,705	6,092	92	71	63,399	52,125	47,380	90	70	51	11,687	8,543	8,549	27	39	1,702	3,332
200 and over	59	8	7	14,105	2,115	1,650	57	8	76,174	8,090	14,372	57	8	7	14,335	1,550	1,730	36	7	4,282	1,040
Shelby																				
Total	4,161	4,417	4,063	131,135	118,233	115,596	3,991	4,228	1,009,883	487,229	814,782	3,905	4,010	4,055	252,836	166,268	235,535	1,384	1,703	63,713	71,808
None							29	21	5,471	1,389	2,301	21	19	20	15,075	782	1,248	28	11	14,952	806
Under 25	1,869	2,465	3,567	28,413	37,469	77,852	1,718	2,276	219,829	147,814	551,839	1,653	2,105	3,540	68,531	60,591	176,924	404	1,352	11,775	48,809
25-49	1,620	1,535		52,168	48,250		1,583	1,517	384,696	198,609		1,576	1,483		97,113	70,311		595		16,893	
50-99	541	341	410	32,648	20,314	24,524	532	339	253,251	83,665	157,602	527	331	409	48,759	23,504	39,636	272	269	11,088	13,415
100-199	115	55	67	13,761	6,449	7,835	113	54	111,404	31,060	62,543	112	52	67	18,475	5,135	10,992	73	53	6,986	5,160
200 and over	16	21	19	4,145	5,751	5,385	16	21	35,232	26,692	40,497	16	20	19	6,883	5,945	6,735	12	18	2,019	3,618
Sherman																				
Total	229	205	192	17,752	15,065	17,910	226	190	139,831	73,704	133,837	210	168	187	37,821	21,314	29,867	106	79	9,093	6,777
None							4	3	3,004	414	208	2	4	1	350	281	125	2	1	94	40
Under 25	32	26	51	525	484	1,618	31	21	4,403	2,063	11,570	25	10	45	1,864	594	3,257	5	10	199	705
25-49	53	47		1,856	1,666		50	45	16,376	9,607		45	33		4,820	2,492		18		1,206	
50-99	66	80	61	4,309	5,038	4,348	63	71	31,567	24,827	34,159	62	72	61	11,367	8,462	8,591	31	25	2,942	2,042
100-199	71	46	64	9,192	5,676	8,118	71	44	70,831	30,589	63,914	69	44	64	16,170	8,305	13,419	47	34	4,263	3,117
200 and over	7	6	16	1,870	2,201	3,828	7	6	13,650	6,204	25,986	7	5	16	3,250	1,180	4,475	3	9	389	873
Smith																				
Total	4,737	5,953	5,802	146,044	157,529	152,354	4,547	5,711	988,268	806,622	1,061,528	4,319	5,555	5,624	298,283	279,328	333,155	1,278	1,861	71,971	75,299
None							19	7	1,802	198	3,758	28	13	25	4,820	365	1,485	11	11	3,317	893
Under 25	2,416	3,451	5,196	34,324	47,729	104,718	2,258	3,237	219,503	213,172	739,429	2,064	3,112	4,996	83,426	98,138	257,761	390	1,521	12,027	50,699
25-49	1,615	1,864		52,389	59,338		1,581	1,842	332,804	290,597		1,537	1,815		109,234	109,422		522		23,713	
50-99	579	525	513	34,526	30,882	30,630	563	513	233,511	153,508	190,668	586	508	511	69,256	46,079	52,106	282	261	21,285	13,779
100-199	88	85	69	10,570	10,014	8,507	87	85	72,908	61,250	60,483	85	82	88	14,279	11,896	10,003	43	46	4,103	3,694
200-399	24	20	15	5,435	4,918	3,551	24	19	54,755	32,334	24,880	24	17	15	5,345	6,903	4,930	16	14	2,650	2,475
400-799	12	6	(1)	5,800	2,750	(1)	12	6	48,037	39,640	(1)	12	6	(1)	6,848	5,125	(1)	11	(1)	2,786	(1)
800 and over	3	2	(1)	3,000	1,900	(1)	3	2	25,150	15,923	(1)	3	2	(1)	5,275	1,400	(1)	3	(1)	2,110	(1)
400-699	11	6	7	5,050	2,750	3,375	11	6	39,037	39,640	28,515	11	6	7	5,898	5,125	4,830	10	6	2,686	2,472
700 and over	4	2	2	3,750	1,900	1,575	4	2	34,150	15,923	15,817	4	2	2	6,225	1,400	2,040	4	2	2,210	1,287
Somervell																				
Total	427	463	421	26,646	17,407	24,176	414	443	186,670	94,447	170,345	402	397	393	36,614	23,311	33,810	175	197	11,394	10,537
None								2		210	365		2	1		90	100		1		100
Under 25	73	178	229	1,120	2,702	5,961	68	162	7,432	14,797	43,949	56	129	200	2,141	4,729	11,162	8	80	356	3,599
25-49	138	155		4,719	5,155		134	153	35,699	24,699		131	145		7,369	7,392		46		1,810	
50-99	138	103	130	8,768	6,518	8,269	136	99	60,546	35,036	58,531	137	97	130	12,231	8,178	11,076	72	68	3,469	2,406
100-199	60	27	54	7,394	3,032	6,859	58	27	48,528	19,705	48,740	60	24	54	8,784	2,922	8,597	34	41	3,146	3,257
200 and over	18		8	4,645		3,087	18		34,465		20,760	18		8	6,089		2,875	15	7	2,613	1,195

[1] Comparison with later censuses may be found in groups below beginning with 400-699.

COUNTY TABLE 1.—CHICKENS ON FARMS 1940, 1935, AND 1930; CHICKEN EGGS PRODUCED AND CHICKENS RAISED 1939, 1934, AND 1929; AND CHICKENS SOLD, 1939 AND 1929; CLASSIFIED BY NUMBER ON HAND—Continued

(Chickens on hand over 4 months old Apr. 1, 1940 and over 3 months old Jan. 1, 1935 and Apr. 1, 1930)

STATE OR COUNTY AND NUMBER OF CHICKENS ON HAND	CHICKENS ON HAND						CHICKEN EGGS PRODUCED					CHICKENS RAISED						CHICKENS SOLD			
	Farms reporting			Number			Farms reporting		Dozens			Farms reporting			Number			Farms reporting		Number	
	1940 (Apr.1)	1935 (Jan.1)	1930 (Apr.1)	1940 (Apr. 1)	1935 (Jan. 1)	1930 (Apr. 1)	1939	1934	1939	1934	1929	1939	1934	1929	1939	1934	1929	1939	1929	1939	1929
TEXAS—Continued																					
Starr																					
Total	787	1,283	594	11,933	20,569	8,387	764	1,274	57,591	49,820	52,423	765	1,078	607	23,281	29,905	16,309	211	89	4,262	1,665
None	—	—	—	—	—	—	3	1	184	10	110	4	1	16	146	15	391	2	4	34	70
Under 25	678	1,093	588	7,991	13,147	8,007	652	1,084	38,676	33,617	49,743	653	900	585	16,682	20,911	15,388	168	83	3,047	1,395
25-49	97	159		2,995	4,941		97	158	12,841	10,579		96	147		5,308	6,541		34		1,040	
50-99	9	25	5	517	1,306	280	9	25	3,120	2,994	1,870	9	24	5	650	1,603	380	7	2	141	200
100 and over	3	6	1	430	1,175	100	3	6	2,770	2,620	700	3	6	1	495	835	150				
Stephens																					
Total	752	778	694	42,918	34,008	34,849	718	716	333,724	244,986	261,984	717	624	689	76,471	44,224	68,215	300	275	21,322	20,189
None	—	—	—	—	—	—	2	8	567	8,627	980	3	5	5	212	363	3,322	2	5	89	3,153
Under 25	131	256	466	2,179	4,205	12,116	123	214	20,514	25,495	95,800	115	162	457	6,070	6,342	31,228	29	147	1,727	7,557
25-49	261	500		9,044	10,023		245	277	75,362	66,314		250	254		18,270	13,768		81		3,456	
50-99	249	167	156	15,819	10,184	9,787	240	163	125,078	73,674	69,432	241	155	156	27,265	13,358	18,635	121	82	6,384	5,028
100-199	90	37	53	10,414	4,440	6,481	87	37	72,573	33,325	46,307	88	32	52	15,230	4,674	7,632	52	28	4,376	1,557
200 and over	21	18	19	5,462	5,156	6,465	21	17	39,630	37,551	49,465	20	16	19	9,424	5,719	7,398	15	13	5,290	2,894
Sterling																					
Total	77	111	98	3,601	4,090	4,618	72	110	28,169	17,889	36,194	67	90	99	7,379	6,135	10,070	12	37	1,324	2,796
None	—	—	—	—	—	—	1	—	25	—	200	—	—	1	—	—	100	—	1	—	125
Under 25	15	46	64	238	770	1,850	12	46	2,375	3,411	13,579	9	32	64	534	1,198	3,928	—	18	—	880
25-49	37	53		1,251	1,120		34	33	11,550	5,416		33	30		2,710	1,851		4		137	
50-99	16	27	26	1,007	1,550	1,616	16	26	8,070	6,622	12,839	16	23	26	1,930	2,731	4,674	8	18	1,187	1,791
100 and over	9	5	8	1,105	650	1,150	9	5	6,149	2,440	9,576	9	5	8	2,205	355	1,368				
Stonewall																					
Total	694	786	742	59,564	44,614	35,104	658	723	403,291	193,930	245,737	623	690	747	89,767	67,143	77,634	232	243	15,938	16,667
None	—	—	—	—	—	—	2	—	686	—	3,480	3	3	6	255	110	485	2	3	170	100
Under 25	70	197	491	1,116	3,051	12,361	62	166	13,847	9,213	86,752	50	139	490	3,423	7,126	35,661	13	114	727	6,222
25-49	187	270		6,062	8,960		149	250	42,705	29,862		139	243		12,089	18,174		30		1,103	
50-99	218	185	189	14,183	11,443	10,597	210	175	102,497	45,985	71,764	202	173	169	24,534	18,827	22,531	66	71	3,413	5,008
100-199	181	103	65	23,317	12,667	8,013	178	101	146,459	59,410	51,855	171	101	65	27,906	14,906	12,630	82	43	4,883	3,561
200-399	53	27	16	12,661	6,693	3,718	52	27	82,754	40,940	28,186	53	27	16	17,360	6,875	4,927	35	11	2,825	1,076
400 and over	5	4	1	2,225	1,800	415	5	4	14,363	8,520	3,700	5	4	1	4,200	1,125	1,400	4	1	2,817	700
Sutton																					
Total	115	101	12	4,178	3,551	1,824	109	96	28,967	15,021	17,035	93	65	12	6,244	4,254	1,534	14	1	572	690
None	—	—	—	—	—	—	2	—	315	—	—	—	—	—	—	—	—	—	—	—	—
Under 25	46	38	8	798	625	189	41	34	5,972	3,110	1,305	32	21	8	1,392	756	369	2	—	51	—
25-49	41	41		1,370	1,302		38	40	8,845	5,585		34	27		2,207	2,076		4		95	
50-99	22	15	2	1,295	852	100	22	15	9,812	4,286	730	21	11	2	1,740	710	120	5	—	227	—
100 and over	6	7	2	715	772	1,535	6	7	4,023	2,040	15,000	6	6	2	905	712	1,045	3	1	199	690

Swisher																				
Total	858	850	844	57,564	62,323	62,700	820	840	417,154	376,612	431,752	795	795	842	119,568	102,958	123,380	464	519	32,079	40,640
None	———	———	———	———	———	———	14	15	5,824	3,531	2,830	15	12	11	2,274	922	1,733	10	8	1,380	1,005
Under 25	149	125	334	2,367	2,090	8,888	126	112	24,314	18,604	72,589	113	95	325	9,254	6,699	30,459	43	150	2,641	11,009
25-49	211	197		7,428	6,959		195	192	61,467	46,025		195	182		22,282	14,792		105		6,392	
50-99	305	300	278	19,232	18,910	18,044	295	295	133,460	116,228	131,357	285	287	277	41,917	35,455	39,055	176	179	11,058	11,359
100-199	163	183	179	20,205	22,395	22,304	160	181	133,878	122,463	131,161	157	174	177	33,531	32,560	35,293	106	144	7,278	11,059
200 and over	30	45	53	8,332	11,969	13,464	30	45	58,211	69,761	93,815	30	45	52	10,310	12,530	16,840	24	38	3,330	6,208
Tarrant																					
Total	3,153	3,373	2,887	184,513	170,532	210,636	2,878	3,082	1,334,503	868,453	1,648,274	2,719	2,807	2,892	333,290	288,460	348,860	1,081	1,279	140,039	121,103
None	———	———	———	———	———	———	16	13	3,352	725	5,727	20	15	23	15,175	1,124	2,690	13	13	14,177	1,195
Under 25	890	1,220	1,520	13,442	18,251	39,092	726	1,072	100,263	85,113	297,886	649	875	1,507	40,791	41,888	82,946	175	488	16,561	22,650
25-49	974	995		33,108	33,225		895	902	229,050	153,339		859	859		65,394	63,285		301		17,045	
50-99	804	743	785	49,790	45,453	50,025	774	695	335,842	209,938	378,617	741	673	783	77,341	69,848	81,909	327	393	22,203	24,274
100-199	360	308	373	44,858	36,444	45,668	345	296	276,793	177,803	334,550	326	287	371	48,883	52,604	60,841	179	238	16,756	18,158
200-399	95	84	152	24,280	20,014	38,306	92	83	193,388	126,198	298,850	94	78	151	49,681	25,866	50,269	60	104	32,062	17,287
400-799	23	17	(1)	11,135	9,445	(1)	23	15	110,870	56,137	(1)	23	14	(1)	25,975	15,445	(1)	20	(1)	18,225	(1)
800 and over	7	6	(1)	7,900	7,700	(1)	7	6	84,945	59,200	(1)	7	6	(1)	10,050	18,400	(1)	6	(1)	3,010	(1)
400-699	23	15	39	11,135	8,045	19,070	23	14	110,870	55,865	151,925	23	13	39	25,975	14,945	25,030	20	27	18,225	10,183
700-999	2	4	10	1,700	3,100	7,975	2	3	22,000	14,872	80,169	2	3	10	3,600	2,400	16,475	2	10	400	12,856
1000 and over	5	4	8	6,200	6,000	10,500	5	4	62,945	44,600	100,550	5	4	8	6,450	16,500	28,700	4	6	2,610	14,500
Taylor																					
Total	1,736	1,979	1,991	148,980	129,201	124,636	1,644	1,883	1,020,897	612,022	835,707	1,623	1,713	1,994	225,907	171,189	252,795	948	1,263	75,463	93,673
None	———	———	———	———	———	———	8	4	17,086	435	4,266	7	2	14	751	23	1,775	5	13	2,309	928
Under 25	155	320	937	2,447	5,159	26,552	120	271	20,971	25,198	191,996	114	210	928	8,155	10,526	75,311	51	474	3,495	27,785
25-49	336	542		11,951	18,593		304	515	82,376	87,954		301	468		23,885	30,385		148		7,192	
50-99	634	676	674	41,526	42,462	43,486	615	657	281,719	188,098	281,692	607	612	673	68,395	60,148	90,848	326	475	18,944	31,779
100-199	493	364	316	61,802	42,759	37,962	479	360	409,847	184,322	241,622	476	347	316	79,998	47,670	59,926	330	248	25,059	23,502
200-399	109	69	59	25,227	16,113	14,456	109	68	161,589	103,326	94,366	109	66	58	32,733	17,147	20,735	82	48	13,219	7,504
400 and over	9	8	5	6,227	4,115	2,200	9	8	47,309	22,689	21,765	9	8	5	11,990	5,290	4,200	6	5	7,245	2,175
Terrell																					
Total	84	91	108	2,102	2,193	3,087	82	83	14,122	14,380	24,591	77	48	108	2,245	2,269	4,946	2	13	(7)	818
None	———	———	———	———	———	———	1	———	30	———	———	1	———	———	30	———	———	———	———	———	———
Under 25	52	60	95	806	934	2,000	50	53	5,272	6,743	15,440	50	26	95	917	988	3,211	———	9	———	168
25-49	25	23		828	721		24	25	5,492	5,523		20	16		807	857		———		———	
50 and over	7	8	13	468	538	1,087	7	7	3,328	2,114	9,151	6	6	13	491	444	1,755	2	4	(7)	650
Terry																					
Total	1,185	1,250	1,176	103,661	86,437	72,240	1,101	1,179	753,911	318,592	500,516	1,058	1,120	1,174	139,463	96,818	124,230	358	490	27,423	36,223
None	———	———	———	———	———	———	3	———	2,330	———	———	4	———	———	345	———	———	2	———	202	———
Under 25	126	172	569	1,967	2,737	15,202	93	142	19,964	9,644	118,409	81	111	568	3,916	3,439	33,966	11	171	374	8,200
25-49	214	314		7,438	11,050		188	285	56,776	41,688		175	276		13,062	14,769		38		2,600	
50-99	422	444	385	28,161	28,294	25,320	398	436	214,773	104,197	175,640	391	423	385	41,003	33,652	40,807	127	187	6,659	9,362
100-199	317	268	190	40,069	31,468	23,322	314	264	281,066	116,677	145,004	301	258	189	51,678	32,793	30,577	125	110	11,115	7,716
200-399	102	47	30	24,376	10,838	7,496	101	47	160,702	37,686	52,963	102	47	30	27,484	10,175	18,180	55	22	6,473	10,945
400 and over	4	5	2	1,650	2,050	900	4	5	18,300	6,700	8,500	4	5	2	1,975	1,990	700				
Throckmorton																					
Total	496	551	563	29,482	31,496	22,940	485	514	253,365	184,975	187,808	463	489	570	55,281	42,842	57,926	210	314	15,317	18,374
None	———	———	———	———	———	———	2	1	380	300	8,311	3	1	7	700	50	770	———	6	———	262
Under 25	69	71	396	1,069	1,218	10,627	62	57	10,592	7,810	87,180	55	47	396	4,159	2,179	31,722	17	197	1,152	9,231
25-49	147	187		5,112	6,517		144	169	43,528	36,429		135	157		13,125	9,662		54		3,857	
50-99	197	221	142	12,584	14,024	8,600	195	216	89,902	86,203	67,763	190	212	142	21,791	19,854	20,244	91	93	5,224	6,767
100-199	74	62	18	8,717	7,292	2,213	73	61	72,220	41,920	13,959	71	62	18	12,956	8,641	3,555	42	14	4,522	1,364
200 and over	9	10	7	2,000	2,445	1,500	9	10	16,743	12,313	12,595	9	10	7	2,550	2,456	1,635	6	4	562	750

[1] Comparison with later censuses may be found in groups below beginning with 400-699.

[7] Where there are less than 3 farms reporting, data are included only in the State totals.

COUNTY TABLE 1.—CHICKENS ON FARMS 1940, 1935, AND 1930; CHICKEN EGGS PRODUCED AND CHICKENS RAISED 1939, 1934, AND 1929; AND CHICKENS SOLD, 1939 AND 1929; CLASSIFIED BY NUMBER ON HAND—Continued

(Chickens on hand over 4 months old Apr. 1, 1940 and over 3 months old Jan. 1, 1935 and Apr. 1, 1930)

STATE OR COUNTY AND NUMBER OF CHICKENS ON HAND	CHICKENS ON HAND						CHICKEN EGGS PRODUCED					CHICKENS RAISED						CHICKENS SOLD			
	Farms reporting			Number			Farms reporting		Dozens			Farms reporting			Number			Farms reporting		Number	
	1940 (Apr.1)	1935 (Jan.1)	1930 (Apr.1)	1940 (Apr. 1)	1935 (Jan. 1)	1930 (Apr. 1)	1939	1934	1939	1934	1929	1939	1934	1929	1939	1934	1929	1939	1929	1939	1929
TEXAS—Continued																					
Titus																					
Total	1,923	2,260	2,003	73,741	65,803	69,574	1,825	2,197	438,382	291,598	463,557	1,756	2,139	1,978	121,741	108,799	137,552	582	922	23,648	37,808
None							3	2	432	40	387	2	3	4	630	475	138	2	1	705	40
Under 25	729	1,079	1,579	11,194	16,212	38,898	664	1,028	70,252	60,309	262,892	633	987	1,554	26,497	34,027	91,171	133	648	3,931	25,497
25-49	778	873		25,505	27,698		749	862	156,419	116,026		725	848		50,760	46,167		249		9,604	
50-99	298	260	358	18,297	15,254	21,726	291	258	113,031	72,255	134,333	281	255	356	25,742	22,026	36,392	125	221	5,106	10,589
100-199	89	41	60	11,207	4,629	7,170	89	40	60,828	30,298	50,879	86	39	60	12,217	5,099	7,706	49	48	2,656	2,895
200 and over	29	7	6	7,538	2,010	1,780	29	7	37,420	12,670	15,066	29	7	4	5,895	1,005	2,145	24	4	1,648	787
Tom Green																					
Total	1,202	1,312	1,015	111,749	104,756	91,543	1,131	1,242	862,634	598,782	649,806	1,029	1,175	1,017	128,975	131,842	144,879	496	457	41,650	64,717
None							16	4	3,867	696	3,736	14	2	8	1,387	40	1,730	7	5	560	1,379
Under 25	188	231	392	2,861	3,469	10,216	163	209	28,032	23,193	82,727	129	176	390	6,263	9,414	21,114	34	90	1,781	5,937
25-49	252	298		8,731	10,137		227	279	71,099	65,576		202	258		12,871	18,834		65		3,806	
50-99	301	388	294	19,448	24,343	19,156	284	371	146,571	150,465	140,617	259	364	294	22,214	33,579	31,115	111	136	5,610	10,315
100-199	305	280	235	38,759	34,614	29,132	291	268	301,050	183,165	189,061	274	265	233	38,373	36,814	37,766	155	154	11,075	13,328
200-399	143	100	74	35,296	23,360	18,086	137	97	256,932	130,559	120,960	138	96	73	35,767	24,536	20,029	111	54	12,128	7,888
400 and over	13	15	20	6,654	8,833	14,953	13	14	55,083	45,128	112,705	13	14	19	12,100	8,625	33,125	13	18	6,690	25,870
Travis																					
Total	2,318	2,777	2,956	158,162	151,199	175,972	2,175	2,514	1,234,901	823,010	1,101,114	1,905	2,288	2,932	222,484	170,124	243,672	737	1,101	78,881	64,071
None							13	6	2,290	817	465	22	5	17	6,807	408	530	13	1	6,388	4
Under 25	649	848	1,627	9,063	12,027	35,499	567	654	64,136	54,285	241,245	411	552	1,598	17,629	16,210	61,469	75	326	5,838	13,562
25-49	577	799		19,251	26,279		536	749	129,893	136,238		474	674		29,160	38,771		126		6,603	
50-99	619	677	799	39,859	41,623	51,793	601	659	300,696	225,532	313,902	555	627	790	50,384	45,572	72,700	239	417	12,093	18,492
100-199	365	365	417	44,271	43,557	50,193	352	360	310,961	216,343	284,640	340	348	414	54,334	42,396	58,843	207	284	20,081	16,910
200-399	94	76	92	21,249	18,210	21,799	92	74	152,953	123,710	130,334	89	70	92	22,395	14,157	27,085	65	58	8,457	7,632
400-799	10	9	(1)	5,295	4,835	(1)	10	9	62,182	32,780	(1)	10	9	(1)	6,775	6,310	(1)	8	(1)	3,395	(1)
800 and over	4	3	(1)	19,174	4,668	(1)	4	3	211,790	33,305	(1)	4	3	(1)	35,000	6,300	(1)	4	(1)	16,026	(1)
400-699	9	7	14	4,595	3,385	6,703	9	7	54,982	26,405	50,698	9	7	14	5,775	4,110	8,875	8	10	3,395	3,421
700-999	2	3	4	1,600	2,250	3,385	2	3	18,150	10,755	25,955	2	3	4	5,000	3,000	5,470	1	3	3,000	1,550
1000 and over	3	2	3	18,274	3,868	6,600	3	2	200,840	28,925	53,875	3	2	3	31,000	5,500	8,700	3	2	13,026	2,500
Trinity																					
Total	1,498	1,681	1,410	49,719	50,687	47,158	1,439	1,542	245,642	156,559	365,732	1,382	1,377	1,410	82,099	53,295	75,700	487	499	23,701	24,743
None							4	4	450	172	750	5	4	4	255	56	230	2	3	15	180
Under 25	567	815	1,187	8,707	12,206	26,204	530	767	53,101	47,558	192,960	487	631	1,184	17,263	18,282	52,573	144	368	3,869	15,424
25-49	654	614		21,279	19,432		635	602	102,395	67,641		623	583		32,771	24,654		221		6,593	
50-99	244	220	169	14,798	14,942	9,990	237	149	65,402	29,913	72,771	235	142	168	19,792	8,514	12,666	102	95	4,237	4,500
100-199	29	30	43	3,535	3,357	4,979	29	19	16,279	8,275	37,112	28	16	43	3,368	1,389	4,601	15	23	1,072	1,774
200 and over	4	2	11	1,400	750	5,985	4	1	8,015	3,000	62,139	4	1	11	8,650	400	5,630	3	10	7,915	2,865
Tyler																					
Total	1,397	1,099	905	42,676	30,568	32,735	1,294	1,003	343,502	102,631	243,230	1,219	959	897	68,276	42,755	53,970	558	416	21,990	19,170
None							4	5	1,015	212	460	3	6	2	390	268	140	6	4	426	152
Under 25	671	523	716	10,295	7,573	17,637	599	446	91,834	26,209	130,194	533	411	707	20,774	12,931	32,472	199	290	5,869	11,214
25-49	520	454		16,855	14,161		498	431	133,520	45,811		485	428		25,566	19,765		236		7,752	

50-99	163	107	153	9,412	6,199	9,094	153	106	60,233	19,459	62,794	155	99	153	12,458	7,690	12,833	84	94	3,657	4,068
100-199	35	11	25	3,964	1,335	3,049	32	11	33,845	5,860	24,829	35	11	24	4,948	1,315	4,275	27	19	2,356	1,785
200 and over	8	4	11	2,150	1,300	2,955	8	4	23,055	5,080	24,953	8	4	11	4,140	786	4,250	6	9	1,930	1,951
Upshur																					
Total	3,130	3,695	3,474	104,117	96,856	93,430	2,988	3,578	764,837	433,116	617,498	2,732	3,359	3,430	188,299	157,314	204,918	852	1,581	46,087	58,700
None	----	----	----	----	----	----	10	14	1,405	1,237	1,665	9	14	11	287	579	654	4	12	82	335
Under 25	1,356	2,118	3,069	19,824	30,724	63,978	1,242	2,003	145,780	131,277	421,899	1,092	1,817	3,019	44,691	58,410	156,261	223	1,277	10,386	41,348
25-49	1,229	1,239		40,257	39,338		1,202	1,226	299,114	166,536		1,112	1,204		70,932	65,881		374		12,576	
50-99	438	276	344	25,906	16,368	20,726	429	274	183,710	70,728	133,891	414	268	340	41,833	22,125	35,878	186	242	8,644	12,602
100-199	78	48	50	9,227	5,589	5,936	76	47	58,426	28,314	40,184	76	43	49	15,271	4,999	9,075	44	43	6,849	3,465
200-399	25	10	11	5,853	2,557	2,790	25	10	41,112	19,504	19,859	25	9	11	9,435	2,995	3,050	17	7	4,050	950
400 and over	4	4	----	3,050	2,280	----	4	4	35,290	15,520	----	4	4	----	5,850	2,325	----	4	----	3,500	----
Upton																					
Total	58	78	19	2,188	1,970	581	56	74	21,318	14,184	3,346	51	69	19	4,499	2,230	950	13	2	1,751	48
None	----	----	----	----	----	----	----	1	----	1,250	----	----	----	----	----	----	----	----	----	----	----
Under 25	22	44	16	312	698	386	20	41	3,026	4,796	2,181	17	39	16	772	793	655	4		190	48
25-49	19	29		576	942		19	29	5,635	6,888		18	26		1,592	1,138		2		780	
50 and over	17	5	3	1,300	330	195	17	3	12,657	1,250	1,165	16	4	3	2,135	299	295	6	----	781	----
Uvalde																					
Total	648	712	599	31,728	37,721	42,789	613	697	265,271	213,564	338,192	597	561	588	41,142	43,439	52,979	195	222	11,570	16,406
None	----	----	----	----	----	----	----	7	----	1,150	100	3	6	2	185	367	200	3	1	80	150
Under 25	189	219	299	3,038	3,358	7,227	173	201	28,014	22,911	56,451	163	129	288	5,441	5,125	11,384	24	61	829	2,569
25-49	218	207		7,244	6,811		203	204	57,695	43,420		199	163		9,342	9,577		51		1,404	
50-99	164	164	169	10,141	9,953	10,907	160	163	75,860	60,081	84,969	155	148	168	14,644	12,054	14,277	66	80	5,226	3,828
100-199	63	96	90	7,915	11,650	11,459	63	96	73,831	57,132	89,491	63	91	90	7,315	12,276	12,650	43	49	5,188	4,080
200 and over	14	26	41	3,390	5,949	13,196	14	26	29,871	28,870	107,181	14	24	40	4,215	4,040	14,468	8	31	843	5,779
Val Verde																					
Total	165	141	85	6,461	5,153	5,621	160	132	48,495	14,153	42,325	145	115	87	9,154	5,628	12,499	44	20	2,855	5,905
None	----	----	----	----	----	----	----	----	----	----	485	----	----	2	----	----	90	----	1	----	40
Under 25	70	82	65	1,107	1,309	1,508	68	75	9,896	1,351	11,204	57	67	65	1,884	1,835	3,209	24	6	732	349
25-49	54	37		1,674	1,107		52	36	12,270	1,920		50	32		2,325	1,297		7		370	
50-99	28	15	6	1,529	622	390	27	14	11,342	1,865	2,850	26	10	6	1,632	846	835	6	4	240	450
100-199	9	4	7	1,051	425	840	9	4	10,312	1,900	5,309	9	4	7	1,983	500	916	7	9	1,513	5,066
200 and over	4	3	7	1,100	1,490	2,883	4	3	4,675	7,117	22,477	3	2	7	1,330	1,150	7,449				
Van Zandt																					
Total	4,020	4,637	4,615	155,195	142,823	174,659	3,842	4,528	1,272,754	703,573	1,134,324	3,766	4,220	4,606	258,743	224,163	381,586	1,558	2,372	63,939	108,701
None	----	----	----	----	----	----	9	19	2,435	2,292	2,530	8	18	17	322	963	890	3	13	64	512
Under 25	1,118	1,973	3,547	18,271	31,787	91,733	1,019	1,871	150,322	157,889	637,170	965	1,659	3,522	39,533	55,041	200,932	298	1,610	8,924	59,341
25-49	1,862	1,982		62,673	63,984		1,801	1,962	519,263	306,142		1,785	1,889		111,487	104,786		685		24,465	
50-99	867	590	660	52,271	35,083	53,200	841	585	416,533	171,542	305,337	843	572	879	80,363	51,902	146,055	462	596	22,148	33,534
100-199	160	80	146	18,745	9,144	17,641	159	78	158,120	46,821	105,360	152	71	146	23,238	8,607	22,272	101	120	7,358	9,915
200 and over	13	12	42	3,235	2,825	12,085	13	11	26,081	18,887	83,927	13	11	42	3,800	2,865	11,437	9	33	980	5,599
Victoria																					
Total	1,508	1,832	1,823	147,070	143,562	145,318	1,453	1,722	1,269,385	1,021,341	986,297	1,387	1,581	1,674	182,761	144,150	173,896	693	879	57,581	54,162
None	----	----	----	----	----	----	2	17	2,180	4,544	1,440	1	17	4	25	867	1,192	1	5	150	547
Under 25	194	363	777	3,043	5,239	18,546	173	284	28,269	22,810	123,438	150	235	639	6,286	8,460	31,635	45	207	2,764	6,852
25-49	264	432		8,993	14,457		247	403	74,462	77,027		237	363		13,179	17,410		73		3,610	
50-99	426	475	487	27,879	30,062	32,425	412	461	225,143	198,503	213,616	396	429	477	36,597	35,106	41,817	171	261	12,058	11,337
100-199	431	401	404	55,024	50,222	51,098	427	396	466,042	374,033	350,739	411	381	401	59,576	45,817	59,721	258	287	19,516	19,853
200-399	167	138	137	40,656	33,082	32,602	166	138	345,394	248,979	221,111	166	134	136	50,083	27,465	28,706	124	105	15,165	10,691
400 and over	26	23	18	11,475	10,500	10,647	26	23	127,895	95,445	75,953	26	22	17	17,015	9,025	10,825	21	14	6,319	4,882
Walker																					
Total	1,598	1,864	1,730	51,257	48,454	50,787	1,491	1,731	282,980	152,890	305,625	1,444	1,531	1,696	95,550	67,889	105,619	419	597	24,742	35,254
None	----	----	----	----	----	----	6	4	460	770	75	6	3	3	1,064	71	82	3	3	1,065	82
Under 25	837	1,116	1,496	11,837	14,813	30,807	748	996	64,085	35,839	179,504	704	828	1,459	26,290	23,017	74,432	107	445	3,820	22,860
25-49	495	539		16,229	17,132		476	525	90,948	47,091		473	503		32,101	26,122		169		7,424	

[1] Comparison with later censuses may be found in groups below beginning with 400-699.

COUNTY TABLE 1.—CHICKENS ON FARMS 1940, 1935, AND 1930; CHICKEN EGGS PRODUCED AND CHICKENS RAISED 1939, 1934, AND 1929; AND CHICKENS SOLD, 1939 AND 1929; CLASSIFIED BY NUMBER ON HAND—Continued

(Chickens on hand over 4 months old Apr. 1, 1940 and over 3 months old Jan. 1, 1935 and Apr. 1, 1930)

STATE OR COUNTY AND NUMBER OF CHICKENS ON HAND	CHICKENS ON HAND						CHICKEN EGGS PRODUCED					CHICKENS RAISED						CHICKENS SOLD			
	Farms reporting			Number			Farms reporting		Dozens			Farms reporting			Number			Farms reporting		Number	
	1940 (Apr.1)	1935 (Jan.1)	1930 (Apr.1)	1940 (Apr. 1)	1935 (Jan. 1)	1930 (Apr. 1)	1939	1934	1939	1934	1929	1939	1934	1929	1939	1934	1929	1939	1929	1939	1929
TEXAS—Continued																					
Walker—Contd.																					
50-99	207	175	176	12,446	10,290	10,512	202	172	65,823	36,116	61,436	202	163	176	21,556	13,722	19,369	98	108	5,528	7,556
100-199	44	26	45	5,224	2,915	5,223	44	26	27,471	14,096	35,417	44	26	45	7,262	2,547	6,803	30	33	3,044	3,106
200-399	9	5	8	2,297	1,200	1,965	9	5	14,093	5,505	13,413	9	5	8	3,377	1,050	2,033	6	5	1,620	650
400 and over	6	3	5	3,224	2,104	2,280	6	3	20,100	13,473	15,780	6	3	5	3,900	1,360	2,900	6	3	2,241	1,000
Waller																					
Total	1,356	1,393	1,159	77,535	69,225	73,900	1,294	1,363	521,179	370,767	461,862	1,245	1,285	1,153	127,153	103,415	98,427	394	409	50,340	34,525
None	—	—	—	—	—	—	5	1	2,722	40	2,351	8	1	7	443	15	523	2	6	225	290
Under 25	505	503	705	6,892	7,667	14,843	457	484	36,137	32,365	69,522	420	440	695	12,892	14,324	26,444	75	121	2,154	5,407
25-49	365	442		11,919	14,536		356	436	68,032	65,663		346	418		21,661	25,735		98		4,716	
50-99	274	271	235	17,003	16,628	14,906	267	268	108,523	87,528	66,928	265	257	234	30,437	24,112	21,768	101	121	11,991	6,522
100-199	148	129	149	18,296	15,519	18,296	145	126	132,385	78,720	98,849	142	123	148	30,025	19,590	20,157	71	100	12,951	6,982
200-399	48	37	51	11,810	8,640	13,705	48	37	92,210	56,017	99,403	48	35	50	16,585	9,584	14,945	36	42	8,123	6,187
400-799	9	10	(1)	4,850	5,210	(1)	9	10	35,340	42,634	(1)	9	10	(1)	5,650	8,255	(1)	4	(1)	3,300	(1)
800 and over	7	1	(1)	6,765	1,025	(1)	7	1	45,830	7,800	(1)	7	1	(1)	9,460	1,800	(1)	7	(1)	6,880	(1)
400-699	9	8	10	4,850	3,760	4,950	9	8	35,340	31,714	50,132	9	8	10	5,650	7,125	4,920	4	10	3,300	2,449
700 and over	7	3	9	6,765	2,475	7,200	7	3	45,830	18,720	74,677	7	3	9	9,460	2,930	9,670	7	9	6,880	6,688
Ward																					
Total	102	155	145	3,961	4,730	5,216	95	153	26,238	20,483	37,561	88	99	139	6,916	5,842	8,447	27	40	1,603	2,642
None	—	—	—	—	—	—	2	—	356	—	—	2	—	—	45	—	—	1	—	6	—
Under 25	47	94	112	755	1,248	2,243	41	92	5,747	5,584	17,069	35	53	109	1,737	1,593	4,189	5	18	174	414
25-49	25	38		800	1,184		24	38	6,579	5,614		23	27		1,429	1,281		6		206	
50-99	26	16	23	1,621	948	1,478	24	16	10,836	4,640	10,929	24	12	21	2,165	1,193	2,277	12	15	501	1,034
100 and over	4	7	10	785	1,350	1,495	4	7	2,720	4,645	9,563	4	7	9	1,540	1,775	1,981	3	7	716	1,194
Washington																					
Total	3,592	3,724	3,499	306,311	244,640	254,696	3,535	3,643	2,687,014	1,514,747	1,870,842	3,265	3,403	3,492	275,727	280,985	358,747	1,374	1,360	71,509	74,923
None	—	—	—	—	—	—	1	1	50	960	5,634	2	1	15	90	75	610	—	2	—	150
Under 25	740	1,022	1,586	10,088	14,048	33,551	701	968	54,957	36,334	240,237	564	874	1,566	12,306	61,094	51,952	60	190	932	4,622
25-49	680	875		22,177	28,773		671	855	171,573	105,321		612	798		25,477	34,232		154		4,161	
50-99	847	911	868	55,717	58,824	58,594	840	907	483,897	339,274	414,559	794	844	867	58,056	59,889	67,600	321	391	11,066	13,609
100-199	924	690	805	116,972	85,211	102,649	922	687	1,030,158	601,228	742,811	897	683	804	99,080	75,451	177,685	547	589	26,079	32,567
200-399	375	211	221	89,462	49,459	51,607	374	211	823,528	378,675	382,899	370	209	221	70,993	44,734	48,925	273	174	25,462	18,857
400 and over	26	15	19	11,895	8,325	10,295	26	14	122,851	52,955	84,702	26	14	19	9,725	5,510	11,975	19	14	3,809	5,118
Webb																					
Total	208	336	204	8,237	12,757	11,363	181	308	44,265	71,993	87,494	186	305	208	9,578	14,784	24,035	20	16	2,799	6,070
None	—	—	—	—	—	—	1	—	130	—	—	—	—	4	—	—	235	1	1	18	180
Under 25	136	238	154	1,699	3,450	2,900	115	222	8,430	14,498	19,011	119	226	154	1,792	4,304	6,216	5	3	157	85
25-49	38	37		1,204	1,344		34	34	7,120	5,610		36	29		1,421	2,131		4		179	
50-99	17	33	30	1,037	1,947	1,945	16	26	4,926	7,946	12,041	16	29	30	1,515	1,747	5,329	2	6	85	1,415
100-199	10	19	11	1,171	2,321	1,300	9	17	5,374	10,639	9,130	9	15	11	1,650	2,652	1,965	4	2	630	90
200-399	2	4	4	500	800	970	1	4	300	4,230	7,550	1	2	4	300	950	2,975	—	1	—	1,200
400 and over	5	5	5	2,626	2,895	4,248	5	5	17,985	29,070	39,762	5	4	5	2,900	3,000	7,315	4	3	1,730	3,100

Wharton																				
Total	3,218	3,526	3,257	229,033	217,648	204,962	3,079	3,234	1,955,923	1,189,350	1,448,760	2,895	2,905	3,199	267,977	239,576	253,549	887	989	57,768	53,977
None							3		1,079		1,365	5	1	1	321	100	25	4	2	225	83
Under 25	782	800	1,669	10,648	12,455	37,169	710	651	83,975	36,580	269,202	639	509	1,615	21,327	15,095	62,252	58	233	3,798	6,657
25-49	712	998		24,023	32,149		680	922	214,233	132,342		637	832		36,067	38,826		116		5,357	
50-99	836	1,015	871	53,937	63,968	55,600	812	963	463,510	317,773	415,259	771	891	869	65,287	71,584	74,420	244	338	10,452	15,286
100-199	674	567	563	84,753	69,465	68,423	665	554	702,173	402,362	463,796	637	531	560	88,660	69,878	76,936	324	309	19,400	18,974
200-399	196	129	131	46,807	30,399	31,300	192	127	405,943	209,985	200,174	188	124	131	45,015	29,963	29,176	125	91	13,884	9,474
400 and over	18	17	23	8,865	9,212	12,470	17	17	85,010	90,308	98,964	18	17	23	11,300	14,130	10,740	16	16	4,652	3,503
Wheeler																					
Total	1,184	1,589	1,398	75,026	92,041	89,382	1,148	1,488	595,062	436,387	645,887	1,128	1,477	1,377	172,202	172,499	189,417	688	683	53,672	62,155
None							13	16	5,817	3,029		14	15	3	1,985	1,472	297	11	2	773	122
Under 25	163	316	702	2,822	5,396	19,207	137	268	31,717	31,148	138,824	136	257	680	11,904	13,055	54,417	58	252	3,638	19,551
25-49	353	508		12,765	18,199		338	467	113,552	93,187		328	469		37,023	41,651		182		10,194	
50-99	453	510	432	29,351	32,851	27,392	446	493	218,572	163,788	194,946	442	491	432	69,238	65,701	66,273	281	256	21,655	20,236
100-199	190	212	202	23,446	24,861	25,284	189	204	171,614	101,937	179,520	184	204	201	42,736	35,247	41,546	136	126	13,881	12,520
200-399	21	40	54	4,842	9,334	13,549	21	37	35,631	35,771	104,525	20	38	53	7,191	13,373	19,234	16	40	2,681	6,381
400 and over	4	3	8	1,800	1,400	3,950	4	3	18,159	7,527	28,072	4	3	8	2,125	2,000	7,650	4	7	850	3,345
Wichita																					
Total	1,169	1,457	1,222	68,103	71,411	83,918	1,079	1,374	571,968	492,009	661,973	1,026	1,229	1,176	157,016	112,541	170,383	574	406	53,140	61,346
None							15	20	7,598	3,785	6,906	16	14	10	3,868	529	1,990	12	7	3,229	1,207
Under 25	313	520	713	4,631	7,839	17,478	249	447	43,217	60,333	137,470	232	365	660	17,188	16,323	43,443	78	141	4,274	9,805
25-49	327	429		11,270	14,700		307	410	92,465	101,333		285	375		34,519	25,800		149		10,180	
50-99	315	322	298	20,217	19,896	19,231	299	315	154,567	138,341	141,842	294	297	296	44,869	28,952	36,663	186	127	12,415	9,272
100-199	170	145	134	20,590	17,486	16,691	167	142	176,924	107,652	125,834	157	138	133	31,519	22,270	29,776	119	73	9,001	9,057
200 and over	44	41	77	11,395	11,490	30,518	42	40	97,197	80,565	249,921	42	40	77	25,053	18,667	58,511	30	58	14,041	32,005
Wilbarger																					
Total	1,156	1,415	1,605	79,807	85,957	89,035	1,107	1,353	504,245	422,484	605,974	1,071	1,287	1,595	154,899	136,649	190,119	549	751	34,365	55,454
None							5	5	1,200	610	300	5	9	4	500	516	347	5	1	285	40
Under 25	132	201	848	2,273	3,296	23,415	110	160	13,829	17,327	167,853	98	141	837	7,224	7,799	62,711	42	283	1,863	20,712
25-49	312	425		11,070	14,807		297	409	69,231	77,754		281	384		29,358	28,900		118		5,604	
50-99	451	538	552	28,660	33,760	35,239	441	529	186,019	176,597	220,338	432	509	551	61,675	56,798	78,927	232	324	14,040	19,758
100-199	217	220	175	26,278	25,984	21,025	210	219	165,785	115,070	136,921	211	215	174	39,325	33,506	35,139	123	120	8,970	10,887
200-399	41	27	27	9,856	6,235	6,971	41	27	53,691	26,276	48,054	41	25	26	14,417	6,005	9,695	26	20	2,103	2,845
400 and over	3	4	3	1,670	1,875	2,385	3	4	14,490	8,850	32,508	3	4	3	2,400	3,125	3,300	3	3	1,500	1,212
Willacy																					
Total	789	994	464	36,650	33,816	17,779	742	968	233,648	148,155	119,695	695	848	350	54,489	34,380	25,689	204	88	12,282	6,550
None							2		204		620	3		13	290		349	1	2	15	185
Under 25	283	488	338	4,050	6,409	6,240	260	464	33,678	25,540	39,308	213	391	218	9,339	6,881	9,334	31	28	2,092	1,438
25-49	203	273		6,903	8,747		191	271	49,027	38,370		185	235		10,843	9,704		38		1,532	
50-99	208	160	86	13,159	9,432	5,247	199	160	81,307	42,405	34,302	200	152	81	19,255	9,412	7,826	85	36	4,406	2,289
100-199	85	65	31	10,053	7,308	3,447	80	65	51,446	32,790	21,840	84	63	29	11,282	6,888	4,230	44	16	2,941	1,188
200 and over	10	8	9	2,485	1,920	2,845	10	8	17,986	9,050	23,625	10	7	9	3,490	1,495	3,950	5	6	1,296	1,450
Williamson																					
Total	3,672	4,199	4,282	331,157	312,356	307,282	3,568	4,077	2,367,345	1,549,853	2,255,541	3,415	3,760	4,262	382,708	326,706	392,150	1,593	1,748	84,802	84,721
None							10	6	3,203	642	1,725	8	7	7	630	250	357	4	3	367	256
Under 25	297	520	1,560	4,702	7,949	41,432	262	444	36,245	44,654	320,285	222	359	1,537	8,838	11,119	71,586	53	326	1,709	12,557
25-49	624	939		21,614	31,938		585	913	148,808	163,248		542	786		32,202	37,219		163		6,398	
50-99	1,291	1,523	1,612	85,681	97,557	107,947	1,261	1,506	583,017	476,060	783,008	1,216	1,440	1,610	111,405	107,017	148,720	531	749	21,482	29,297
100-199	1,154	1,000	946	143,133	120,626	116,389	1,145	991	1,023,333	592,926	854,533	1,128	974	944	159,166	122,909	129,579	634	556	33,918	30,085
200-399	284	204	152	66,402	47,971	35,552	283	204	496,175	230,017	247,753	277	201	152	61,217	42,392	36,486	189	104	16,844	10,318
400 and over	22	13	12	9,625	6,315	5,962	22	13	76,564	42,306	48,237	22	13	12	9,250	5,800	5,422	19	10	4,084	2,208
Wilson																					
Total	1,860	2,497	2,225	110,175	153,302	179,592	1,690	2,314	797,217	762,979	1,353,787	1,553	1,927	2,222	170,005	163,722	231,766	818	1,088	81,391	69,227
None							5	3	525	325	10,365	8	2	11	670	90	958	10	3	530	763
Under 25	547	779	985	7,731	11,120	23,010	435	688	47,772	35,983	176,452	376	483	977	20,657	15,590	43,481	133	312	9,758	11,658
25-49	480	676		15,783	22,178		444	609	110,470	87,686		410	519		29,596	30,687		189		10,535	

[1] Comparison with later censuses may be found in groups below beginning with 400-699.

COUNTY TABLE 1.—CHICKENS ON FARMS 1940, 1935, AND 1930; CHICKEN EGGS PRODUCED AND CHICKENS RAISED 1939, 1934, AND 1929; AND CHICKENS SOLD, 1939 AND 1929; CLASSIFIED BY NUMBER ON HAND—Continued

(Chickens on hand over 4 months old Apr. 1, 1940 and over 3 months old Jan. 1, 1935 and Apr. 1, 1930)

STATE OR COUNTY AND NUMBER OF CHICKENS ON HAND	CHICKENS ON HAND						CHICKEN EGGS PRODUCED					CHICKENS RAISED						CHICKENS SOLD			
	Farms reporting			Number			Farms reporting		Dozens			Farms reporting			Number			Farms reporting		Number	
	1940 (Apr. 1)	1935 (Jan. 1)	1930 (Apr. 1)	1940 (Apr. 1)	1935 (Jan. 1)	1930 (Apr. 1)	1939	1934	1939	1934	1929	1939	1934	1929	1939	1934	1929	1939	1929	1939	1929
TEXAS—Continued																					
Wilson-Continued																					
50-99	483	597	553	29,848	37,036	34,687	465	576	215,267	169,763	256,637	438	525	550	38,181	43,157	50,393	242	283	12,682	13,656
100-199	249	324	479	30,338	41,018	59,406	243	318	219,283	175,192	421,510	223	284	478	28,319	37,658	71,860	161	306	12,695	20,304
200-399	92	97	179	22,285	23,978	43,574	89	96	171,940	122,518	318,374	89	93	177	47,907	23,200	44,624	75	141	33,061	15,581
400 and over	9	24	29	4,190	17,972	18,915	9	24	31,960	171,512	170,449	9	21	29	4,675	13,340	20,450	8	23	2,130	7,265
Winkler																					
Total	13	54	15	437	2,511	673	13	53	2,386	18,145	6,306	10	49	11	1,425	4,360	1,064	4	4	525	190
None	—	—	—	—	—	—	—	—	—	—	—	—	—	—	—	—	—	—	—	—	—
Under 25	7	7	9	137	104	158	7	6	727	900	1,635	5	5	6	650	250	364	2	1	350	50
25-49	3	29		95	907		3	29	765	6,680		2	28		200	2,200		—		—	
50 and over	3	18	6	205	1,500	515	3	18	894	10,565	4,671	3	16	5	575	1,910	700	2	3	175	140
Wise																					
Total	2,285	2,435	2,262	119,164	102,751	137,223	2,098	2,289	967,885	531,476	1,058,786	2,082	2,148	2,229	203,538	147,710	270,368	910	1,264	52,617	84,433
None	—	—	—	—	—	—	13	29	2,066	1,738	5,497	14	21	8	6,976	721	545	9	5	6,368	328
Under 25	508	842	1,263	8,188	13,706	34,245	410	723	71,145	60,477	256,893	393	653	1,212	21,490	23,575	111,916	121	581	5,393	27,471
25-49	800	909		28,010	30,644		748	869	226,299	142,188		741	828		56,274	46,483		304		11,216	
50-99	743	511	680	46,760	30,728	43,187	703	497	370,197	145,443	324,046	710	479	680	73,816	40,032	74,190	346	436	14,615	23,659
100-199	201	144	252	24,045	16,863	30,240	191	142	182,592	94,651	225,603	191	138	252	29,442	20,349	43,341	109	179	6,767	14,242
200-399	24	21	57	5,886	4,980	13,456	24	21	42,172	28,715	106,688	24	21	57	7,190	4,150	18,235	12	47	2,926	7,428
400-799	6	5	(1)	3,275	2,730	(1)	6	5	30,810	24,480	(1)	6	5	(1)	5,050	4,500	(1)	6	(1)	2,762	(1)
800 and over	3	3	(1)	3,000	3,100	(1)	3	3	42,604	33,784	(1)	3	3	(1)	3,300	7,900	(1)	3	(1)	2,570	(1)
400-699	6	4	10	3,275	2,030	4,725	6	4	30,810	19,480	39,319	6	4	10	5,050	3,700	7,700	6	8	2,762	3,685
700 and over	3	4	10	3,000	3,800	11,370	3	4	42,604	38,784	100,740	3	4	10	3,300	8,700	14,441	3	8	2,570	7,620
Wood																					
Total	3,098	3,489	3,146	119,554	108,045	104,776	2,942	3,359	1,011,659	662,603	757,425	2,826	3,198	3,112	197,582	199,261	215,435	1,324	1,747	50,576	71,559
None	—	—	—	—	—	—	14	19	4,589	4,167	3,902	21	18	15	1,096	972	1,298	12	11	533	758
Under 25	978	1,567	2,555	15,110	24,230	62,080	879	1,463	121,014	143,262	468,963	810	1,371	2,508	32,198	58,453	143,981	278	1,313	6,954	45,473
25-49	1,381	1,457		46,385	46,410		1,329	1,420	387,684	267,798		1,291	1,374		80,527	90,247		618		16,712	
50-99	602	385	508	37,102	23,131	30,753	586	379	304,975	135,713	200,793	577	366	508	54,461	37,519	54,971	336	357	13,277	19,368
100-199	118	58	71	13,567	6,986	8,434	115	57	132,721	59,669	57,953	108	50	70	15,630	6,620	11,785	68	57	4,816	4,794
200-399	16	17	9	3,690	4,468	2,209	16	17	41,136	36,064	15,981	16	16	8	4,270	4,330	2,200	9	8	1,759	1,116
400-799	—	4	(1)	—	2,020	(1)	—	3	—	9,530	(1)	—	3	(1)	—	1,120	(1)	—	(1)	—	(1)
800 and over	3	1	(1)	3,700	800	(1)	3	1	19,540	6,400	(1)	3	—	(1)	9,400	—	(1)	3	(1)	6,525	(1)
400-699	—	4	3	—	2,020	1,300	—	3	—	9,530	9,833	—	3	3	—	1,120	1,200	—	1	—	50
700 and over	3	1	—	3,700	800	—	3	1	19,540	6,400	—	3	—	—	9,400	—	—	3	—	6,525	—
Yoakum																					
Total	206	216	231	13,133	10,416	13,496	184	220	91,951	66,258	73,279	166	182	209	22,377	10,401	14,465	49	45	6,201	1,625
None	—	—	—	—	—	—	2	14	468	4,438	—	2	10	—	420	533	—	1	—	100	—
Under 25	43	46	142	677	767	3,769	35	41	5,420	4,346	18,803	22	24	120	1,016	783	4,990	3	24	71	541
25-49	58	76		1,981	2,608		51	76	15,055	20,061		47	68		4,532	3,269		13		1,328	
50-99	69	73	54	4,422	4,406	3,176	60	70	22,291	26,217	17,381	62	62	54	7,002	4,463	3,379	15	12	1,092	402
100-199	26	19	31	3,146	2,185	3,428	26	17	23,909	8,636	19,088	23	16	31	4,622	1,178	3,578	12	8	1,280	582
200-399	7	2	—	1,657	450	—	7	2	12,569	2,560	—	7	2	—	2,185	175	—	2	—	430	—
400 and over	3	—	4	1,250	—	3,123	3	—	12,239	—	18,007	3	—	4	2,600	—	2,518	3	1	1,900	100

Young																				
Total	1,267	1,491	1,349	71,734	75,668	69,832	1,216	1,391	642,635	409,478	598,463	1,156	1,273	1,329	132,099	103,632	144,502	635	745	38,531	50,361
None							6	6	1,226	575	4,015	8	5	8	805	409	625	2	5	92	359
Under 25	241	371	828	3,891	6,072	22,255	203	311	46,588	38,022	184,690	176	261	801	11,921	9,645	58,473	66	379	3,341	18,491
25-49	407	514		14,201	17,893		401	478	145,265	93,408		382	438		34,246	27,275		195		10,089	
50-99	448	424	383	28,378	26,552	24,703	438	415	244,509	126,822	210,128	428	396	382	54,256	36,960	50,879	256	251	14,837	16,880
100-199	148	154	101	18,074	18,061	12,450	145	153	136,524	98,147	108,664	139	147	101	25,155	20,813	19,225	101	79	8,206	7,070
200-399	18	25	31	4,140	5,765	7,762	18	25	32,873	38,756	66,130	18	23	31	3,510	6,749	10,720	10	26	844	5,131
400 and over	5	3	6	3,050	1,325	2,662	5	3	35,650	13,748	24,836	5	3	6	2,206	1,781	4,580	5	5	1,122	2,430
Zapata																					
Total	176	159	152	2,464	2,080	2,095	168	152	14,604	11,192	13,313	161	84	157	4,729	4,161	3,307	46	25	1,082	381
None								1		6			1	5		40	16				
Under 25	155	142	150	1,668	1,413	1,960	148	135	11,321	6,710	12,388	143	69	150	3,732	2,711	3,171	40	24	939	362
25-49	16	13		521	407		16	12	2,579	3,187		15	10		762	653		5		123	
50 and over	5	4	2	275	260	135	4	4	704	1,289	925	3	4	2	235	755	120	1	1	20	19
Zavala																					
Total	207	217	176	10,102	11,808	10,279	189	211	58,271	69,287	80,708	183	192	178	14,244	13,822	16,140	39	59	2,272	4,536
None														2			125		2		130
Under 25	76	70	107	1,109	957	2,147	65	66	6,360	4,994	18,249	54	62	107	1,720	1,469	4,250	8	26	317	909
25-49	63	68		2,149	2,300		57	68	11,489	13,390		62	62		3,618	3,611		9		192	
50-99	41	47	38	2,407	2,796	2,347	40	47	13,009	16,209	17,651	40	39	38	2,768	3,437	4,540	9	14	224	1,122
100-199	20	20	21	2,597	2,355	2,770	20	20	15,789	15,095	20,410	20	19	21	3,253	2,535	3,165	9	9	747	1,049
200 and over	7	12	10	1,840	3,400	3,015	7	10	11,624	19,509	24,398	7	10	10	2,885	2,770	4,060	4	8	792	1,326
UTAH																					
Total	15,462	19,876	18,164	1,878,394	2,104,521	2,095,723	14,263	18,985	17,190,784	18,891,990	18,462,515	12,763	13,313	17,869	2,559,031	2,598,885	3,539,809	3,891	6,655	1,059,996	1,532,712
None							173	114	213,574	80,869	106,888	254	91	121	161,119	18,287	33,719	133	145	158,513	38,331
Under 25	5,641	8,026	10,654	85,431	122,449	254,243	4,880	7,325	573,542	807,585	2,128,656	4,113	4,961	10,342	123,209	121,891	416,078	498	2,179	34,534	138,469
25-49	3,917	5,317		126,073	168,678		3,607	5,127	800,089	1,095,484		3,222	3,674		164,687	166,699		666		41,516	
50-99	2,010	2,412	3,018	122,451	143,804	186,156	1,852	2,342	768,233	1,036,397	1,515,527	1,666	1,628	2,977	182,532	127,452	258,392	555	1,139	71,550	63,505
100-199	1,395	1,382	1,724	173,181	174,662	223,964	1,304	1,354	1,222,447	1,485,906	1,886,418	1,163	876	1,694	249,365	181,913	363,673	537	988	92,600	125,850
200-399	1,200	1,380	1,468	309,966	354,807	383,535	1,168	1,371	2,599,060	3,277,801	3,373,797	1,085	966	1,449	420,569	445,687	696,772	612	1,090	146,823	299,729
400-799	855	874	[1]	434,457	452,696	[1]	841	867	4,379,281	4,305,855	[1]	827	700	[1]	537,895	613,792	[1]	556	[1]	197,208	[1]
800-1599	338	366	[1]	355,387	382,664	[1]	333	366	3,634,721	3,755,283	[1]	328	315	[1]	419,458	522,825	[1]	248	[1]	174,375	[1]
1600-3199	88	97	[1]	180,957	202,961	[1]	88	97	2,060,605	2,062,785	[1]	87	82	[1]	211,427	264,339	[1]	70	[1]	101,521	[1]
3200 and over	18	22	[1]	90,491	101,800	[1]	17	22	939,232	983,965	[1]	18	20	[1]	88,750	136,000	[1]	16	[1]	41,556	[1]
400-699	741	768	764	353,230	377,417	376,912	730	762	3,557,383	3,609,327	3,445,141	715	616	755	435,055	527,700	622,798	472	635	153,934	287,527
700-999	256	243	256	199,774	190,390	203,056	253	242	2,044,779	1,807,466	1,751,427	251	200	253	247,625	252,357	338,975	182	227	98,004	163,291
1000-2499	268	300	243	374,325	401,234	331,057	263	300	3,941,359	3,972,509	3,066,795	260	258	241	445,623	537,149	613,982	208	218	195,397	307,767
2500 and over	34	48	37	133,963	171,080	136,800	33	48	1,470,318	1,718,586	1,187,866	34	43	37	129,227	219,750	195,420	28	34	67,325	108,243
Beaver																					
Total	196	310	284	8,701	9,563	9,555	178	247	59,636	51,140	76,552	168	262	283	11,530	10,259	12,913	33	77	2,017	3,571
None							2		420		630	1		2	25		80	1	2	25	50
Under 25	95	172	240	1,582	2,635	5,057	78	130	10,720	13,317	40,703	68	153	238	2,360	2,387	7,168	9	49	204	1,478
25-49	61	101		2,041	3,276		60	84	12,576	15,555		59	84		2,262	2,702		10		525	
50-99	24	23	30	1,326	1,377	1,743	24	20	6,852	5,133	13,872	24	16	30	1,401	2,020	2,152	7	17	176	683
100-199	8	9	6	852	1,025	780	6	8	4,379	7,247	6,127	8	4	5	1,052	475	690	3	2	281	150
200-399	5	4	7	1,200	850	1,575	5	4	7,169	9,873	11,370	5	4	7	1,730	2,025	2,223	3	7	1,006	1,210
400 and over	3	1	1	1,700	400	400	3	1	17,520	15	3,850	3	1	1	2,700	650	600				
Box Elder																					
Total	1,123	1,318	1,293	108,067	128,737	165,749	1,021	1,293	889,481	1,142,659	1,505,486	836	617	1,236	147,448	135,636	288,675	257	558	54,396	135,856
None							5	3	4,491	1,860	15,960	11	4	10	2,608	1,710	2,554	9	12	2,136	3,386
Under 25	374	448	571	5,535	6,708	14,208	322	436	36,498	48,963	135,738	257	142	530	6,671	4,423	30,534	27	93	1,692	12,973
25-49	306	358		9,898	11,215		276	351	59,729	81,931		218	156		13,295	6,833		32		3,083	

[1] Comparison with later censuses may be found in groups below beginning with 400-699.

COUNTY TABLE 1.—CHICKENS ON FARMS 1940, 1935, AND 1930; CHICKEN EGGS PRODUCED AND CHICKENS RAISED 1939, 1934, AND 1929; AND CHICKENS SOLD, 1939 AND 1929; CLASSIFIED BY NUMBER ON HAND—Continued

(Chickens on hand over 4 months old Apr. 1, 1940 and over 3 months old Jan. 1, 1935 and Apr. 1, 1930)

STATE OR COUNTY AND NUMBER OF CHICKENS ON HAND	CHICKENS ON HAND						CHICKEN EGGS PRODUCED					CHICKENS RAISED						CHICKENS SOLD			
	Farms reporting			Number			Farms reporting		Dozens			Farms reporting			Number			Farms reporting		Number	
	1940 (Apr. 1)	1935 (Jan. 1)	1930 (Apr. 1)	1940 (Apr. 1)	1935 (Jan. 1)	1930 (Apr. 1)	1939	1934	1939	1934	1929	1939	1934	1929	1939	1934	1929	1939	1929	1939	1929
UTAH—Continued																					
Box Elder—Con.																					
50-99	155	200	239	9,632	12,153	15,504	140	195	58,944	89,036	126,455	110	116	229	13,538	8,063	21,289	39	95	5,958	5,404
100-199	101	109	220	12,698	13,472	28,885	95	105	94,535	124,303	231,651	73	54	211	14,729	10,977	47,782	40	145	5,068	21,017
200-399	123	120	164	31,351	30,699	42,717	119	120	245,651	305,326	403,564	106	76	160	41,282	36,220	84,113	65	125	12,297	42,218
400-799	55	63	(1)	28,053	30,255	(1)	55	63	264,844	286,643	(1)	52	50	(1)	35,825	36,210	(1)	38	(1)	15,527	(1)
800 and over	9	20	(1)	10,900	24,235	(1)	9	20	124,789	204,597	(1)	9	19	(1)	19,500	31,200	(1)	7	(1)	8,635	(1)
400-699	45	60	72	20,828	28,155	36,335	45	60	207,854	260,995	316,065	42	47	69	28,100	33,360	51,103	29	63	11,792	25,887
700-999	15	8	15	11,425	6,335	12,100	15	8	100,197	62,256	118,040	15	8	15	15,025	8,650	17,850	13	15	6,565	8,890
1000 and over	4	15	12	6,700	20,000	16,000	4	15	81,582	167,989	158,013	4	14	12	12,200	25,400	33,450	3	12	5,805	16,081
Cache																					
Total	1,348	1,323	1,515	167,780	132,354	169,869	1,261	1,255	1,419,395	1,157,079	1,414,700	1,161	407	1,508	207,781	132,004	273,551	319	521	67,445	94,606
None	———	———	———	———	———	———	7	1	4,234	150	15,437	12	3	7	2,508	145	1,050	9	15	1,944	2,701
Under 25	414	482	810	6,164	7,264	19,772	365	430	39,790	44,982	156,199	337	101	799	10,163	3,482	29,000	24	117	2,044	6,227
25-49	331	350		10,572	10,662		307	340	62,380	63,787		283	76		14,359	2,875		33		2,962	
50-99	182	175	245	11,044	10,142	15,484	175	170	70,141	64,184	113,725	152	45	243	12,032	4,492	21,105	31	81	1,755	4,343
100-199	149	104	191	18,917	13,270	24,661	140	104	120,485	109,248	210,081	123	41	190	25,029	10,862	38,543	50	97	7,582	10,080
200-399	150	116	159	39,023	29,349	42,167	146	114	332,588	258,704	357,572	133	67	159	52,344	37,795	74,228	82	116	16,837	25,463
400-799	94	75	(1)	46,630	36,727	(1)	93	75	434,534	362,481	(1)	93	53	(1)	55,277	40,463	(1)	68	(1)	19,634	(1)
800-1599	21	17	(1)	21,195	17,040	(1)	21	17	197,113	154,543	(1)	21	17	(1)	25,069	23,040	(1)	15	(1)	10,844	(1)
1600 and over	7	4	(1)	14,235	7,900	(1)	7	4	158,130	99,000	(1)	7	4	(1)	11,000	8,850	(1)	7	(1)	3,843	(1)
400-699	81	71	78	37,450	33,927	37,035	80	71	337,523	329,126	298,102	80	51	78	43,627	38,563	56,176	57	66	15,320	23,940
700-999	23	14	18	17,380	11,300	14,200	23	14	148,948	99,725	116,133	23	12	18	21,050	14,100	27,124	17	15	6,939	8,120
1000 and over	18	11	14	27,230	16,440	16,550	18	11	303,306	187,173	147,451	18	11	14	26,669	19,690	26,325	16	14	12,062	15,732
Carbon																					
Total	322	293	162	19,836	12,659	9,970	302	258	141,451	79,564	80,962	274	251	163	21,235	14,005	12,634	58	26	3,901	1,285
None	———	———	———	———	———	———	1	———	2,190	———	240	1	———	1	250	———	12	1	———	150	———
Under 25	117	111	98	1,852	1,901	2,706	106	89	12,500	9,949	23,196	90	85	98	1,837	2,393	4,494	5	10	86	368
25-49	93	107		2,898	3,572		91	98	23,835	20,264		78	98		2,839	3,666		19		551	
50-99	50	54	51	3,115	3,136	3,146	48	50	17,570	23,717	25,589	47	48	51	2,947	3,825	4,270	9	11	254	431
100-199	44	14	8	5,302	1,650	918	39	14	32,958	10,459	8,322	42	14	8	6,407	2,045	1,558	16	2	1,137	310
200-399	13	4	3	3,494	800	750	12	4	19,569	5,900	5,465	12	4	3	4,030	600	950	5	3	1,024	176
400 and over	5	3	2	3,175	1,600	2,450	5	3	32,829	9,275	18,150	4	2	2	2,925	1,476	1,350	3	———	699	———
Daggett																					
Total	58	51	44	3,125	2,474	1,326	56	46	23,491	15,438	8,092	55	49	44	2,911	2,332	1,822	19	13	1,177	539
None	———	———	———	———	———	———	2	———	5,086	———	———	1	2	———	50	40	———	1	———	247	———
Under 25	24	22	38	566	378	976	22	21	2,458	1,598	5,922	21	21	38	366	461	1,352	4	9	79	397
25-49	16	17		564	601		14	13	3,234	2,376		16	16		616	440		7		170	
50-99	10	8	6	665	435	350	10	8	2,591	2,204	2,170	10	7	6	435	341	470	3	4	106	142
100-199	4	———	———	460	———	———	4	———	1,582	———	———	3	———	———	459	———	———	1	———	75	———
200 and over	4	4	———	1,070	1,060	———	4	4	8,540	9,260	———	4	3	———	985	1,050	———	3	———	500	———

Davis																				
Total	669	1,027	936	46,609	72,111	93,234	639	975	374,454	578,968	717,735	600	888	929	69,636	102,704	160,168	137	307	25,003	60,851
None	—	—	—	—	—	—	30	1	6,707	105	3,395	44	1	7	2,936	40	1,250	13	8	2,175	1,255
Under 25	301	510	561	4,390	7,506	12,973	268	465	25,599	42,579	88,561	247	469	553	9,103	7,754	25,519	18	86	3,391	4,502
25-49	179	270		5,708	8,359		165	263	29,313	50,146		141	233		6,886	10,489		21		1,056	
50-99	75	92	149	4,524	5,295	8,989	71	91	26,549	29,355	64,572	63	77	147	6,291	6,378	14,698	22	60	1,418	3,674
100-199	60	54	90	7,502	6,744	12,039	51	54	48,346	53,704	95,751	52	36	88	10,069	8,622	19,591	25	44	2,545	5,970
200-399	28	60	82	7,235	15,685	21,808	28	60	55,676	140,019	160,229	28	43	80	10,190	25,655	38,709	17	59	3,297	14,914
400-799	21	27	(1)	10,950	14,002	(1)	21	27	121,116	123,973	(1)	21	21	(1)	14,711	19,741	(1)	17	(1)	6,723	(1)
800 and over	5	14	(1)	6,300	14,520	(1)	5	14	61,148	139,087	(1)	4	8	(1)	9,450	24,025	(1)	4	(1)	4,400	(1)
400-699	18	25	34	8,850	12,602	17,195	18	25	100,976	111,153	135,817	18	20	34	13,086	19,725	32,066	15	32	6,074	14,986
700-999	4	10	11	2,900	8,020	8,930	4	10	26,440	96,677	63,747	4	6	11	3,625	11,366	14,400	3	10	1,349	5,850
1000 and over	4	6	9	5,500	7,900	11,300	4	6	54,848	55,230	105,663	3	3	9	7,450	12,675	15,935	3	8	3,700	9,900
Duchesne																				
Total	879	946	736	34,776	26,922	24,819	808	922	223,035	228,629	187,497	791	785	742	55,101	39,664	35,052	312	208	20,493	9,183
None	—	—	—	—	—	—	3	15	364	3,722	1,165	4	11	7	51	760	316	2	7	32	311
Under 25	340	495	584	5,399	7,646	14,201	303	469	36,242	71,622	105,135	300	406	583	9,947	12,348	19,939	61	135	3,129	4,330
25-49	323	345		10,626	11,318		299	334	68,585	85,347		286	276		18,160	17,085		122		6,231	
50-99	153	84	131	9,108	4,748	7,888	140	82	56,865	40,433	56,077	141	74	131	15,708	6,005	10,565	86	55	6,656	3,044
100-199	49	16	19	5,636	1,810	2,180	49	16	33,142	13,275	18,930	47	13	19	8,024	2,256	3,082	34	9	3,465	968
200 and over	14	6	2	4,007	1,400	750	12	6	27,837	14,230	6,190	13	5	2	3,211	1,210	1,150	7	2	980	530
Emery																				
Total	595	723	595	44,100	31,954	34,398	566	717	305,345	255,346	321,332	504	508	590	43,766	35,321	46,664	154	288	12,281	15,536
None	—	—	—	—	—	—	2	13	529	7,584	250	2	4	1	75	430	400	1	1	15	60
Under 25	185	234	345	2,938	3,608	9,354	163	222	17,113	24,492	87,764	150	128	340	2,993	3,716	12,114	25	114	574	3,087
25-49	177	257		5,683	8,374		174	253	37,133	55,841		145	189		5,173	8,867		32		1,267	
50-99	97	166	165	5,904	9,948	9,979	95	163	35,617	77,818	93,586	86	132	164	6,360	11,185	12,145	28	104	1,727	4,219
100-199	77	53	81	9,430	6,314	7,520	76	53	67,261	55,670	66,252	68	42	61	9,940	6,873	10,295	32	50	2,925	3,954
200-399	40	10	20	9,845	2,510	4,695	39	10	75,420	21,285	44,114	36	10	20	9,090	3,000	7,110	22	15	2,341	2,516
400-799	13	3	(1)	6,400	1,200	(1)	13	3	49,043	12,658	(1)	13	3	(1)	6,510	1,250	(1)	10	(1)	1,957	(1)
800 and over	4	—	(1)	3,800	—	(1)	4	—	23,229	—	(1)	4	—	(1)	5,625	—	(1)	4	(1)	1,475	(1)
400-699	11	3	2	4,950	1,200	1,050	11	3	38,243	12,658	10,400	11	3	2	5,275	1,250	2,000	8	2	1,650	500
700 and over	6	—	2	5,250	—	1,800	6	—	34,029	—	18,966	6	—	2	4,860	—	2,600	6	2	1,782	1,200
Garfield																				
Total	293	311	356	7,628	8,270	9,594	261	310	49,752	57,703	78,351	228	230	349	7,243	8,627	11,957	30	70	864	2,780
None	—	—	—	—	—	—	—	1	—	135	—	—	4	—	—	561	—	—	1	—	11
Under 25	201	195	322	2,931	3,046	6,374	174	193	19,998	21,316	50,664	145	126	316	2,746	2,973	7,569	16	54	510	1,295
25-49	62	92		1,909	2,898		58	92	12,826	20,847		55	84		1,572	2,925		11		225	
50-99	19	19	24	1,198	1,126	1,420	19	19	7,558	7,805	11,527	17	15	23	1,048	1,068	2,287	3	15	151	1,474
100 and over	11	5	10	1,590	1,200	1,800	10	5	9,370	7,800	16,160	11	1	10	1,877	1,100	2,101				
Grand																				
Total	103	93	75	8,569	2,999	3,701	93	80	20,944	18,102	31,996	89	82	66	5,751	3,867	5,963	22	11	1,034	2,176
None	—	—	—	—	—	—	2	1	275	30	—	1	1	—	24	12	—	1	—	30	—
Under 25	50	49	55	753	783	1,533	42	38	4,584	3,256	12,380	38	41	46	1,741	1,349	3,210	6	4	218	1,279
25-49	31	29		999	1,001		27	27	5,481	5,271		28	26		1,316	1,009		7		249	
50-99	14	10	13	887	570	825	14	9	4,777	3,155	7,070	14	9	13	1,665	612	970	8	7	537	897
100 and over	8	5	7	930	645	1,343	8	5	5,847	6,390	12,566	8	5	7	985	885	1,783				
Iron																				
Total	328	381	317	13,579	12,220	12,535	312	340	83,297	72,135	103,703	307	105	318	19,857	12,824	17,015	42	92	2,489	5,846
None	—	—	—	—	—	—	5	2	650	72	1,742	3	—	1	56	—	20	—	2	—	83
Under 25	171	227	252	2,482	3,430	5,669	155	188	14,310	15,016	42,192	151	44	250	4,082	650	7,301	11	54	365	1,366
25-49	89	104		2,722	3,285		87	100	16,902	16,189		88	35		3,705	8,842		9		188	
50-99	36	30	47	2,280	1,810	2,868	33	30	11,379	9,305	20,399	35	15	47	2,920	962	3,369	6	21	216	1,107
100-199	18	12	10	2,140	1,295	1,318	18	12	10,797	13,915	9,900	18	7	10	3,565	770	1,780	10	9	758	865
200-399	11	5	5	2,535	1,220	1,380	11	5	15,339	9,859	10,430	11	2	5	3,709	800	2,115	6	6	962	2,425
400 and over	3	3	3	1,420	1,200	1,500	3	3	13,920	7,779	19,040	3	2	3	2,000	800	2,430				

[1] Comparison with later censuses may be found in groups below beginning with 400-699.

COUNTY TABLE 1.—CHICKENS ON FARMS 1940, 1935, AND 1930; CHICKEN EGGS PRODUCED AND CHICKENS RAISED 1939, 1934, AND 1929; AND CHICKENS SOLD, 1939 AND 1929; CLASSIFIED BY NUMBER ON HAND—Continued

(Chickens on hand over 4 months old Apr. 1, 1940 and over 3 months old Jan. 1, 1935 and Apr. 1, 1930)

STATE OR COUNTY AND NUMBER OF CHICKENS ON HAND	CHICKENS ON HAND						CHICKEN EGGS PRODUCED					CHICKENS RAISED						CHICKENS SOLD			
	Farms reporting			Number			Farms reporting		Dozens			Farms reporting			Number			Farms reporting		Number	
	1940 (Apr.1)	1935 (Jan.1)	1930 (Apr.1)	1940 (Apr. 1)	1935 (Jan. 1)	1930 (Apr. 1)	1939	1934	1939	1934	1929	1939	1934	1929	1939	1934	1929	1939	1929	1939	1929
UTAH—Continued																					
Juab																					
Total	222	319	268	29,042	31,807	25,722	212	305	241,643	272,436	209,282	182	275	270	35,342	46,484	40,807	50	89	13,033	10,816
None	—	—	—	—	—	—	1	—	90	—	298	2	1	3	600	3	412	2	1	450	175
Under 25	74	111	148	1,152	1,725	3,833	69	104	7,697	9,917	30,306	48	94	147	1,006	455	4,823	5	27	169	836
25-49	68	97		2,239	3,099		63	95	13,298	16,177		56	85		3,105	3,455		10		1,031	
50-99	34	41	60	2,065	2,506	3,744	33	40	11,360	17,267	29,648	32	36	60	2,558	2,501	4,378	6	25	252	898
100-199	15	34	27	1,935	4,327	3,480	15	31	14,245	37,608	27,527	14	30	27	2,510	5,662	4,446	5	12	500	1,427
200-399	16	20	15	4,205	5,254	4,265	16	19	22,908	53,168	37,003	16	14	15	5,758	8,058	7,023	12	12	1,696	2,925
400-799	9	11	(1)	4,646	5,996	(1)	9	11	32,755	61,104	(1)	9	10	(1)	4,105	9,700	(1)	5	(1)	685	(1)
800-1599	3	2	(1)	3,900	1,900	(1)	3	2	44,340	17,860	(1)	2	2	(1)	2,500	4,500	(1)	2	(1)	850	(1)
1600 and over	3	3	(1)	8,900	7,000	(1)	3	3	94,950	59,335	(1)	3	3	(1)	13,200	12,150	(1)	3	(1)	7,400	(1)
400-699	8	10	15	3,946	5,226	7,400	8	10	28,075	50,604	54,500	8	9	15	3,555	7,500	14,175	5	9	685	3,355
700-999	1	2	2	700	1,670	1,500	1	2	4,680	13,360	15,000	1	2	2	550	3,200	3,050	—	2	—	700
1000 and over	6	4	1	12,800	8,000	1,500	6	4	139,290	74,335	15,000	5	4	1	15,700	15,650	2,500	5	1	8,250	500
Kane																					
Total	137	182	108	4,095	3,868	2,765	123	179	28,840	18,508	25,229	105	157	106	8,642	4,582	4,070	35	12	4,138	1,000
None	—	—	—	—	—	—	—	—	—	—	—	—	—	—	—	—	—	—	—	—	—
Under 25	98	130	99	1,448	2,024	1,914	84	127	12,105	10,055	17,929	75	119	98	3,302	2,294	2,920	22	11	1,204	800
25-49	32	45		982	1,418		32	45	8,175	6,408		23	33		814	1,915		7		129	
50-99	4	7	6	265	426	341	4	7	2,140	2,045	3,100	4	5	5	226	373	290	3	—	75	—
100 and over	3	—	3	1,400	—	510	3	—	6,420	—	4,200	3	—	3	4,300	—	860	3	1	2,730	200
Millard																					
Total	630	873	870	56,106	56,417	49,498	567	818	390,296	421,802	400,482	506	786	870	60,480	84,040	82,526	103	294	18,277	26,770
None	—	—	—	—	—	—	5	2	1,442	435	5,704	8	5	11	191	340	836	3	17	1,547	1,291
Under 25	226	351	592	3,378	5,520	14,016	199	323	18,277	33,819	107,004	180	325	584	4,295	5,468	24,048	10	141	1,140	5,114
25-49	160	242		5,203	7,976		146	227	26,815	58,677		133	221		7,249	8,916		17		1,363	
50-99	109	124	149	6,512	7,891	9,442	94	116	32,766	60,569	76,014	80	106	147	7,728	10,533	13,676	20	58	1,767	3,670
100-199	67	93	81	8,609	11,980	10,549	56	90	47,180	93,540	82,671	43	82	81	6,845	18,470	16,366	20	41	1,855	5,231
200-399	42	45	38	10,964	10,604	9,891	42	43	73,725	74,106	78,187	38	35	37	12,500	17,863	17,890	20	29	3,560	6,864
400-799	13	13	(1)	7,000	7,046	(1)	12	12	47,735	61,481	(1)	12	9	(1)	5,972	13,350	(1)	4	(1)	1,305	(1)
800-1599	10	5	(1)	9,040	5,400	(1)	10	5	83,322	39,175	(1)	9	3	(1)	10,300	9,100	(1)	9	(1)	5,740	(1)
1600 and over	3	—	(1)	5,400	—	(1)	3	—	59,034	—	(1)	3	—	(1)	5,400	—	(1)				
400-699	11	10	8	5,550	4,896	4,000	10	9	32,855	40,041	35,402	10	7	8	4,472	9,600	7,960	3	6	1,105	3,750
700-999	9	4	2	7,490	2,950	1,600	9	4	72,620	24,140	15,500	8	2	2	6,200	3,750	1,750	6	2	1,440	850
1000 and over	6	4	—	8,400	4,600	—	6	4	84,616	36,475	—	6	3	—	11,000	9,100	—	4	—	4,500	—
Morgan																					
Total	146	177	181	17,209	19,964	31,920	130	169	123,956	156,955	283,277	121	154	181	21,215	34,207	44,586	38	69	6,938	24,292
None	—	—	—	—	—	—	—	—	—	—	7,706	—	1	—	—	4,700	—	—	2	—	915
Under 25	53	40	68	859	663	1,587	42	36	4,629	2,652	12,953	51	34	68	1,779	230	2,163	8	3	508	110
25-49	36	47		1,123	1,434		34	47	6,724	5,176		29	42		1,386	1,247		3		112	

50-99	22	39	29	1,347	2,267	1,800	19	36	8,170	8,290	11,342	14	35	29	2,015	2,510	2,263	4	5	985	319
100-199	9	19	24	1,140	2,450	3,232	9	18	5,668	15,515	31,685	5	15	24	825	2,770	4,328	4	8	343	1,084
200-399	14	21	38	3,740	5,625	10,475	14	21	27,596	47,628	85,754	11	17	38	4,960	9,850	15,552	9	29	2,065	9,220
400-799	8	7	(1)	3,800	3,625	(1)	8	7	38,589	41,384	(1)	7	7	(1)	3,050	7,500	(1)	7	(1)	1,075	(1)
800 and over	4	4	(1)	5,200	3,900	(1)	4	4	32,580	36,310	(1)	4	3	(1)	7,200	5,400	(1)	3	(1)	1,850	(1)
400-699	8	7	17	3,800	3,625	8,726	8	7	38,589	41,384	79,833	7	7	17	3,050	7,500	10,032	7	17	1,075	6,694
700 and over	4	4	5	5,200	3,900	6,100	4	4	32,580	38,310	54,004	4	3	5	7,200	5,400	10,250	3	5	1,850	5,950
Piute																					
Total	114	194	183	7,183	6,816	5,725	109	187	60,318	45,180	45,651	98	152	183	6,410	8,905	7,550	20	56	598	2,037
None	----	----	----	----	----	----	2	2	660	120	100	9	----	3	218	----	121	----	4	----	143
Under 25	43	94	154	661	1,403	3,390	38	86	4,743	11,398	24,156	26	63	151	443	2,360	4,013	2	41	11	869
25-49	35	71		1,142	2,219		33	70	7,756	16,828		31	61		1,195	2,876		6		125	
50-99	18	16	24	1,080	994	1,420	18	16	8,432	5,694	12,095	16	16	24	874	1,099	1,829	3	8	160	245
100-199	8	10	3	880	1,270	315	8	10	6,607	6,240	2,810	6	9	3	830	1,045	220	5	2	188	80
200-399	7	3	1	1,620	930	200	7	3	13,470	4,900	2,060	7	3	1	1,450	1,525	267	4	1	114	700
400 and over	3	----	1	1,800	----	400	3	----	18,650	----	4,430	3	----	1	1,400	----	1,100				
Rich																					
Total	158	186	176	8,690	7,568	9,690	149	178	55,257	67,546	88,963	134	168	168	12,569	8,357	12,635	30	67	4,208	6,008
None	----	----	----	----	----	----	----	3	----	430	----	----	2	----	----	33	----	----	----	----	----
Under 25	56	80	105	927	1,256	2,475	52	71	6,104	10,420	24,554	40	71	102	888	1,247	2,674	2	22	13	462
25-49	47	60		1,586	1,969		43	59	9,090	16,141		44	54		2,149	2,057		9		388	
50-99	31	31	41	1,973	1,788	2,575	31	30	10,247	17,447	23,766	29	29	38	3,997	2,054	2,626	10	25	1,842	1,233
100-199	17	9	24	2,055	975	3,115	17	9	11,806	8,486	30,363	15	7	22	3,487	1,136	4,530	4	15	1,075	2,358
200 and over	7	6	6	2,149	1,580	1,525	6	6	18,010	14,622	10,280	6	5	6	2,048	1,830	2,805	5	5	890	1,955
Salt Lake																					
Total	1,463	2,327	1,997	503,638	639,565	531,883	1,348	2,221	5,533,796	6,047,331	4,994,712	1,169	1,154	1,999	741,936	867,617	983,339	557	928	362,654	485,354
None	----	----	----	----	----	----	39	8	70,264	22,415	35,216	66	5	19	81,464	5,236	13,977	30	24	79,937	15,105
Under 25	320	613	797	4,705	8,971	18,933	236	527	36,284	54,194	171,616	151	134	788	6,474	5,101	36,141	21	122	3,881	35,571
25-49	239	364		7,640	11,176		206	348	46,438	78,434		144	122		12,675	5,002		27		5,377	
50-99	135	227	265	7,823	13,530	16,198	121	222	48,380	114,523	141,378	86	94	264	26,986	10,210	24,516	29	78	20,761	5,096
100-199	138	228	199	17,377	30,020	26,384	128	227	154,690	284,354	237,688	120	110	196	33,179	38,503	50,151	54	116	15,058	19,576
200-399	207	361	292	55,208	93,078	77,201	202	360	502,596	863,226	698,640	195	244	290	98,935	131,905	157,499	112	210	45,685	65,012
400-799	228	313	(1)	119,628	166,261	(1)	224	308	1,399,418	1,486,912	(1)	217	248	(1)	161,581	254,010	(1)	140	(1)	56,702	(1)
800-1599	147	166	(1)	159,235	173,979	(1)	144	166	1,778,994	1,603,493	(1)	142	150	(1)	191,115	241,500	(1)	107	(1)	73,632	(1)
1600-3199	40	44	(1)	83,922	91,650	(1)	40	44	975,652	982,360	(1)	39	38	(1)	91,577	118,050	(1)	30	(1)	45,471	(1)
3200 and over	9	11	(1)	48,100	50,900	(1)	8	11	521,080	557,420	(1)	9	9	(1)	37,950	58,100	(1)	7	(1)	16,150	(1)
400-699	191	264	224	93,303	131,414	112,891	188	260	1,116,299	1,198,702	1,047,370	182	209	223	120,611	212,125	197,333	112	184	38,557	92,150
700-999	90	107	94	70,435	83,172	74,176	89	106	791,255	728,242	639,782	87	92	94	95,095	113,210	140,050	62	85	36,930	74,594
1000-2499	125	142	109	174,575	190,624	148,900	122	142	1,949,946	1,828,095	1,468,997	120	126	108	206,390	259,325	255,692	97	92	83,454	112,508
2500 and over	18	21	17	72,572	77,580	57,200	17	21	817,644	875,146	554,025	18	18	17	60,127	87,000	108,000	13	17	33,014	65,942
San Juan																					
Total	142	244	137	5,591	7,542	4,868	122	233	32,142	50,029	46,460	119	193	137	8,618	8,946	8,289	34	35	2,789	2,111
None	----	----	----	----	----	----	3	16	1,910	6,847	700	3	12	4	1,820	808	311	3	3	1,880	286
Under 25	54	127	108	866	2,008	2,472	44	107	4,688	12,502	24,852	37	86	104	1,190	2,371	4,773	7	24	191	1,458
25-49	50	78		1,665	2,598		42	74	7,976	13,645		43	63		1,924	2,797		8		103	
50-99	27	32	23	1,615	1,936	1,516	23	29	8,417	10,932	13,478	26	26	23	2,026	1,640	1,980	16	8	615	367
100 and over	11	7	6	1,445	1,000	880	10	7	9,151	6,103	7,430	10	6	6	1,658	1,330	1,225				
Sanpete																					
Total	885	1,267	1,205	86,956	102,396	76,073	847	1,225	745,483	800,748	667,813	753	1,162	1,204	98,535	102,624	115,886	166	287	27,977	34,472
None	----	----	----	----	----	----	6	5	11,115	900	968	12	5	4	1,212	198	139	6	2	976	56
Under 25	300	448	768	4,310	6,798	19,810	279	421	31,386	46,694	180,936	228	403	763	7,788	4,396	28,765	15	113	2,342	4,245
25-49	246	396		7,894	12,564		238	382	49,915	83,639		201	369		7,815	9,627		20		558	
50-99	115	203	262	7,216	12,018	16,020	111	201	55,024	82,422	123,578	103	185	262	9,610	8,745	19,939	30	70	2,534	3,508

[1] Comparison with later censuses may be found in groups below beginning with 400-699.

COUNTY TABLE 1.—CHICKENS ON FARMS 1940, 1935, AND 1930; CHICKEN EGGS PRODUCED AND CHICKENS RAISED 1939, 1934, AND 1929; AND CHICKENS SOLD, 1939 AND 1929; CLASSIFIED BY NUMBER ON HAND—Continued

(Chickens on hand over 4 months old Apr. 1, 1940 and over 3 months old Jan. 1, 1935 and Apr. 1, 1930)

STATE OR COUNTY AND NUMBER OF CHICKENS ON HAND	CHICKENS ON HAND						CHICKEN EGGS PRODUCED					CHICKENS RAISED						CHICKENS SOLD			
	Farms reporting			Number			Farms reporting		Dozens			Farms reporting			Number			Farms reporting		Number	
	1940 (Apr.1)	1935 (Jan.1)	1930 (Apr.1)	1940 (Apr. 1)	1935 (Jan. 1)	1930 (Apr. 1)	1939	1934	1939	1934	1929	1939	1934	1929	1939	1934	1929	1939	1929	1939	1929
UTAH—Continued																					
Sanpete—Contd.																					
100-199	88	95	104	10,861	11,698	13,561	82	91	78,972	83,200	107,537	76	82	104	12,346	10,309	20,579	25	48	2,133	5,185
200-399	77	78	54	19,865	19,705	14,007	73	78	155,645	167,159	109,418	75	75	54	21,833	17,234	24,000	30	39	4,643	10,841
400-799	43	35	(1)	20,475	18,236	(1)	42	35	193,520	170,424	(1)	42	31	(1)	21,046	17,925	(1)	29	(1)	7,796	(1)
800 and over	16	12	(1)	16,587	21,577	(1)	16	12	169,906	166,310	(1)	16	12	(1)	16,885	34,190	(1)	11	(1)	7,195	(1)
400-699	41	33	13	19,025	16,836	5,875	40	33	175,720	158,224	65,956	40	30	13	19,511	17,500	11,664	28	11	7,296	6,237
700-999	12	5	2	9,947	4,000	1,500	12	5	117,452	35,215	6,420	12	4	2	7,095	3,925	3,600	6	2	2,145	2,300
1000 and over	6	9	2	7,840	18,777	5,300	6	9	70,254	145,295	73,000	6	9	2	11,325	30,690	7,200	6	2	5,550	2,100
Sevier																					
Total	616	740	669	53,811	61,489	67,416	538	661	455,531	523,488	585,077	493	680	635	68,916	67,481	101,895	98	253	26,175	39,182
None	—	—	—	—	—	—	—	1	—	1,575	152	1	—	2	200	—	150	3	3	2,870	90
Under 25	308	335	390	4,570	4,971	9,040	260	275	27,024	24,161	80,316	186	317	358	4,866	6,766	12,666	19	78	1,198	3,030
25-49	145	202		4,474	6,107		129	192	30,130	32,183		143	188		6,304	6,109		16		1,960	
50-99	63	79	102	3,820	4,770	6,511	54	73	18,751	29,489	51,924	63	68	102	4,790	2,934	8,665	9	38	1,142	1,832
100-199	31	53	72	3,952	6,221	9,275	28	50	22,311	54,188	79,179	31	45	70	6,651	6,552	16,124	16	46	2,248	6,274
200-399	30	32	73	7,770	8,501	19,542	29	32	64,245	79,358	179,588	30	29	71	10,005	12,462	31,230	12	59	1,632	12,022
400-799	27	27	(1)	13,775	13,319	(1)	26	26	132,718	129,364	(1)	27	25	(1)	15,925	16,108	(1)	14	(1)	4,190	(1)
800 and over	12	12	(1)	15,450	17,600	(1)	12	12	160,352	173,170	(1)	12	8	(1)	20,175	16,550	(1)	9	(1)	10,935	(1)
400-699	23	25	20	10,975	11,919	9,750	23	24	112,272	120,531	94,467	23	25	20	11,125	16,108	17,885	12	18	1,940	8,335
700-999	7	6	8	5,350	4,850	6,200	6	6	52,192	51,678	63,385	7	3	8	7,175	4,850	6,875	5	7	3,650	4,099
1000 and over	9	8	4	12,900	14,150	7,300	9	8	128,606	130,325	36,086	9	5	4	17,800	11,700	8,300	6	4	9,535	3,500
Summit																					
Total	288	333	350	39,683	51,932	38,644	266	331	389,162	329,198	343,737	233	123	348	49,228	38,785	60,964	79	127	12,909	20,582
None	—	—	—	—	—	—	1	3	6,990	1,468	125	3	—	1	875	—	210	2	1	575	40
Under 25	75	121	182	1,145	1,966	4,419	68	119	9,154	21,857	35,717	57	30	180	1,614	1,280	5,192	9	29	374	762
25-49	59	80		1,864	2,563		51	78	13,256	23,725		44	31		1,948	1,614		12		324	
50-99	40	53	61	2,503	3,303	4,108	36	52	16,107	30,070	35,583	32	15	60	4,217	1,172	6,332	12	20	1,096	1,530
100-199	61	56	49	7,135	4,705	6,307	57	36	55,003	45,836	56,040	48	18	49	9,928	3,935	10,276	18	27	1,801	3,261
200-399	28	25	37	7,536	5,933	8,920	28	25	71,665	56,185	86,672	27	17	37	10,048	6,784	14,970	13	30	2,738	6,246
400-799	16	13	(1)	7,600	6,862	(1)	16	13	72,165	67,280	(1)	13	8	(1)	7,198	5,300	(1)	8	(1)	2,285	(1)
800-1599	6	4	(1)	5,900	4,200	(1)	6	4	76,470	66,277	(1)	6	3	(1)	8,650	13,300	(1)	5	(1)	3,718	(1)
1600 and over	3	1	(1)	6,200	2,400	(1)	3	1	68,372	16,500	(1)	3	1	(1)	4,750	5,400	(1)				
400-699	16	12	16	7,600	6,150	7,790	16	12	72,165	55,819	51,860	13	8	16	7,198	5,300	11,234	8	15	2,285	4,793
700-999	3	2	2	2,500	1,512	1,400	3	2	25,460	26,461	4,450	3	1	2	3,350	10,000	2,550	2	2	973	1,250
1000 and over	6	4	3	9,600	5,800	5,700	6	4	119,382	67,777	73,290	6	3	3	10,050	8,700	10,200	3	3	2,745	2,700
Tooele																					
Total	216	344	308	18,899	18,799	21,500	194	340	155,103	173,178	202,103	182	311	284	19,371	22,182	28,457	62	73	6,870	7,129
None	—	—	—	—	—	—	2	6	282	587	—	3	4	—	635	594	—	4	—	520	—
Under 25	68	150	185	1,058	2,206	4,564	57	144	9,554	19,816	42,523	51	135	168	1,607	2,568	6,046	10	24	397	829
25-49	63	99		2,006	3,174		54	95	12,160	23,512		54	91		2,304	3,212		17		631	
50-99	35	49	77	2,070	3,157	4,729	33	49	10,318	29,133	47,484	31	46	73	2,640	3,328	5,361	7	24	870	1,162
100-199	32	27	27	3,840	3,564	3,281	30	27	25,347	26,065	31,438	26	24	26	3,640	3,895	4,418	11	11	667	800

200-399	7	14	13	1,900	3,398	3,626	7	14	16,187	39,588	27,658	6	9	11	1,590	3,400	5,362	4	12	275	3,488
400-799	7	4	(1)	3,625	2,300	(1)	7	4	32,370	22,477	(1)	7	3	(1)	3,055	3,185	(1)	5	(1)	810	(1)
800 and over	4	1	(1)	4,400	1,000	(1)	4	1	48,885	12,000	(1)	4	1	(1)	3,900	2,000	(1)	4	(1)	2,700	(1)
400-699	6	2	3	2,875	800	1,300	6	2	23,245	7,237	12,800	6	1	3	2,555	1,000	1,280	4	1	560	150
700-999	2	2	2	1,550	1,500	1,700	2	2	14,600	15,240	8,600	2	2	2	1,400	2,185	2,990	2	1	850	700
1000 and over	3	1	1	3,600	1,000	2,300	3	1	43,410	12,000	31,800	3	1	1	3,000	2,000	3,000	3	----	2,100	----
Uintah																					
Total	867	1,013	847	30,548	30,690	29,053	794	993	225,787	227,787	235,317	729	848	834	58,436	52,656	49,489	283	303	23,052	17,598
None	----	----	----	----	----	----	5	2	15,564	330	1,848	10	6	6	5,101	219	439	7	6	3,751	406
Under 25	396	588	693	6,379	9,295	17,100	346	574	47,062	72,968	132,792	290	467	679	10,872	19,628	29,175	74	214	5,472	9,585
25-49	298	315		9,910	10,309		279	308	68,156	72,728		269	279		17,801	16,556		107		6,023	
50-99	132	83	129	7,959	4,920	7,573	125	83	55,284	34,031	65,993	121	73	125	14,127	11,281	12,294	69	68	5,717	4,701
100-199	32	19	20	3,505	2,271	2,330	30	18	25,326	11,390	19,679	30	18	19	6,385	2,402	2,856	20	12	2,941	951
200 and over	9	8	5	2,795	3,895	2,050	9	8	14,895	36,340	15,005	9	5	5	4,150	2,570	4,725	6	3	1,128	1,955
Utah																					
Total	1,591	2,439	2,275	403,623	482,365	482,480	1,439	2,359	3,854,175	4,742,478	4,222,399	1,274	1,411	2,216	541,786	580,513	809,120	567	980	245,277	386,544
None	----	----	----	----	----	----	23	18	64,044	27,622	10,614	27	9	14	25,006	1,828	8,899	24	18	23,170	9,353
Under 25	345	782	1,029	5,371	11,794	24,512	260	711	35,943	83,130	220,801	214	328	985	6,949	9,457	44,043	29	195	2,552	12,965
25-49	286	536		9,152	16,817		248	524	63,806	103,686		216	307		10,842	17,285		35		3,650	
50-99	172	238	322	10,844	13,970	19,737	147	228	75,414	95,817	165,001	116	129	314	17,660	8,758	28,998	38	98	10,714	7,003
100-199	177	190	240	22,434	24,424	31,688	163	187	154,945	223,382	256,132	134	107	233	28,099	24,604	50,619	67	133	8,534	14,833
200-399	247	313	303	64,412	83,841	80,008	240	311	594,251	795,301	730,094	208	216	297	80,961	93,481	141,992	119	216	28,826	63,026
400-799	240	234	(1)	122,580	123,340	(1)	235	234	1,181,152	1,261,057	(1)	237	193	(1)	159,980	150,491	(1)	158	(1)	64,008	(1)
800-1599	96	108	(1)	99,930	113,615	(1)	95	108	922,497	1,232,793	(1)	94	88	(1)	122,389	142,935	(1)	71	(1)	56,105	(1)
1600-3199	22	31	(1)	44,800	65,464	(1)	22	31	522,513	676,370	(1)	22	27	(1)	54,700	88,474	(1)	20	(1)	30,638	(1)
3200 and over	6	7	(1)	24,100	29,100	(1)	6	7	239,610	243,320	(1)	6	7	(1)	35,200	43,200	(1)	6	(1)	17,080	(1)
400-699	206	198	202	98,383	97,840	99,898	202	198	926,675	1,013,236	991,993	203	160	198	133,580	119,610	160,098	135	160	52,794	75,852
700-999	76	72	90	59,297	55,456	72,100	75	72	603,285	575,074	629,718	75	62	87	75,350	68,021	103,611	55	79	32,966	46,266
1000-2499	73	93	77	101,230	122,523	106,137	72	93	983,702	1,289,360	895,113	72	77	76	118,939	158,369	230,540	56	72	58,453	131,546
2500 and over	9	17	12	32,500	55,700	48,400	9	17	352,110	535,870	322,933	9	16	12	44,400	79,100	40,320	9	9	23,618	25,700
Wasatch																					
Total	249	276	272	25,985	22,511	30,179	234	272	244,115	173,289	265,941	219	242	272	56,593	26,741	39,566	50	96	36,452	15,665
None	----	----	----	----	----	----	----	1	----	12	----	1	1	----	28,000	70	----	2	----	28,800	----
Under 25	80	81	155	1,292	1,392	3,980	78	81	8,161	7,955	35,891	68	66	155	1,649	1,141	5,377	2	31	27	1,113
25-49	69	84		2,189	2,587		62	80	13,191	15,542		59	80		3,068	2,295		12		1,152	
50-99	39	70	55	2,424	4,095	3,329	33	70	12,314	33,664	27,301	35	66	55	3,434	4,735	4,553	7	21	666	759
100-199	24	20	31	3,074	2,380	3,965	24	19	19,915	16,505	34,500	22	15	31	4,017	2,000	6,271	6	20	550	2,672
200-399	21	10	21	5,085	2,515	5,535	21	10	39,409	30,630	42,261	19	7	21	5,000	2,350	6,725	9	15	1,081	2,391
400 and over	16	11	(1)	11,941	9,562	(1)	16	11	151,125	68,981	(1)	15	7	(1)	11,425	14,150	(1)	12	(1)	4,176	(1)
400-699	13	8	5	6,100	3,962	2,350	13	8	66,583	31,446	20,906	12	5	5	5,825	5,550	3,250	12	9	4,176	8,730
700 and over	3	3	5	5,841	5,600	11,020	3	3	84,542	37,535	105,082	3	2	5	5,600	8,600	13,390				
Washington																					
Total	530	630	499	14,603	14,292	13,289	483	590	112,431	80,362	110,125	450	456	458	21,926	17,029	26,391	74	231	9,426	14,267
None	----	----	----	----	----	----	3	5	238	1,250	615	4	6	10	67	158	1,386	2	7	390	1,313
Under 25	362	435	448	5,290	6,346	8,715	322	397	41,082	32,805	69,775	297	288	397	7,607	8,186	16,100	26	186	2,256	7,742
25-49	118	150		3,679	4,527		112	144	26,766	23,750		105	128		4,570	5,491		21		1,020	
50-99	32	34	38	1,874	1,946	2,284	28	33	12,190	10,197	19,431	26	26	38	2,821	1,989	4,132	10	26	1,140	2,007
100-199	10	10	5	1,185	1,173	570	10	10	10,885	9,360	5,131	10	7	5	2,911	1,005	963	9	5	1,690	469
200-399	5	1	8	1,175	300	1,720	5	1	11,925	3,000	15,173	5	1	8	2,300	200	3,810	6	7	2,920	2,736
400 and over	3	----	----	1,400	----	----	3	----	9,345	----	----	3	----	----	1,650	----	----				
Wayne																					
Total	177	212	216	11,939	9,895	6,091	160	204	109,599	64,313	55,854	153	191	208	14,869	10,537	6,104	25	55	4,816	1,096
None	----	----	----	----	----	----	----	----	----	----	----	----	----	----	----	----	----	----	----	----	----
Under 25	74	85	192	1,187	1,429	4,516	64	79	9,246	11,029	42,624	62	75	184	2,551	1,379	4,755	6	42	1,255	690
25-49	42	85		1,313	2,873		36	83	10,385	19,055		35	79		1,301	3,029		2		55	
50-99	23	14	21	1,372	913	1,215	22	14	10,030	4,158	9,990	21	14	21	1,692	1,094	1,139	6	10	530	230
100-199	21	19	3	2,537	2,425	360	21	19	25,831	15,327	3,240	18	15	3	2,600	2,560	210	4	3	437	176
200-399	10	9	----	2,430	2,255	----	10	9	25,127	14,744	----	10	8	----	2,615	2,475	----	3	----	639	----
400 and over	7	----	----	3,100	----	----	7	----	28,980	----	----	7	----	----	4,110	----	----	4	----	1,900	----

[1] Comparison with later censuses may be found in groups below beginning with 400-699.

COUNTY TABLE 1.—CHICKENS ON FARMS 1940, 1935, AND 1930; CHICKEN EGGS PRODUCED AND CHICKENS RAISED 1939, 1934, AND 1929; AND CHICKENS SOLD, 1939 AND 1929; CLASSIFIED BY NUMBER ON HAND—Continued

(Chickens on hand over 4 months old Apr. 1, 1940 and over 3 months old Jan. 1, 1935 and Apr. 1, 1930)

STATE OR COUNTY AND NUMBER OF CHICKENS ON HAND	CHICKENS ON HAND						CHICKEN EGGS PRODUCED					CHICKENS RAISED						CHICKENS SOLD			
	Farms reporting			Number			Farms reporting		Dozens			Farms reporting			Number			Farms reporting		Number	
	1940 (Apr.1)	1935 (Jan.1)	1930 (Apr.1)	1940 (Apr. 1)	1935 (Jan. 1)	1930 (Apr. 1)	1939	1934	1939	1934	1929	1939	1934	1929	1939	1934	1929	1939	1929	1939	1929
UTAH—Continued																					
Weber																					
Total	1,119	1,344	1,290	103,023	116,342	134,177	1,053	1,277	842,869	1,040,599	1,153,687	830	666	1,270	141,940	119,956	251,721	237	529	63,327	105,580
None	—	—	—	—	—	—	24	5	16,029	3,220	4,043	25	4	8	7,147	402	1,157	7	9	6,895	1,321
Under 25	437	510	665	6,441	7,777	16,144	384	462	40,631	45,123	125,677	248	212	640	6,320	5,628	36,204	25	151	1,252	15,386
25-49	256	336		8,392	10,727		241	321	54,058	68,624		198	168		8,054	7,483		34		1,000	
50-99	164	211	254	10,006	12,634	15,818	151	206	74,046	98,706	123,379	132	105	253	10,806	7,545	22,101	40	101	2,384	5,204
100-199	128	139	193	16,530	18,084	25,120	123	136	127,573	160,799	215,303	105	72	192	40,943	12,720	45,444	52	123	27,160	17,597
200-399	85	101	116	21,274	24,910	28,578	83	100	178,832	241,055	252,705	75	67	116	31,420	26,125	54,828	46	91	12,237	25,106
400-799	41	32	(1)	19,680	15,285	(1)	40	32	189,700	163,494	(1)	39	27	(1)	21,750	28,653	(1)	27	(1)	7,064	(1)
800 and over	8	15	(1)	20,700	26,925	(1)	7	15	162,000	259,578	(1)	8	11	(1)	15,500	31,400	(1)	6	(1)	5,335	(1)
400-699	39	31	47	18,230	14,585	21,767	38	31	179,620	154,494	189,650	37	27	46	20,550	28,653	40,162	26	40	6,954	15,993
700-999	3	8	7	2,250	6,925	5,400	3	8	16,600	60,998	47,002	3	3	7	1,700	3,700	12,025	1	6	110	7,272
1000 and over	7	8	8	19,900	20,700	21,350	6	8	155,480	207,580	195,928	7	8	8	15,000	27,700	39,800	6	8	5,335	17,701
VERMONT																					
Total	12,903	18,344	18,677	662,346	743,119	749,203	12,299	16,827	5,669,546	5,922,724	6,679,751	10,975	14,943	18,313	1,452,295	1,225,248	1,377,589	4,573	8,644	880,951	660,994
None	—	—	—	—	—	—	350	258	150,897	57,717	30,755	406	184	216	116,402	22,457	20,610	337	195	107,821	18,519
Under 25	6,325	9,058	14,905	87,964	127,899	329,970	5,657	7,768	633,984	954,738	2,931,479	4,675	6,740	14,390	151,482	160,838	555,494	1,052	5,602	54,293	195,621
25-49	3,665	5,761		118,672	184,750		3,469	5,426	793,432	1,385,270		3,234	4,970		191,297	240,835		1,223		69,438	
50-99	1,585	2,258	2,495	100,980	139,228	155,207	1,533	2,153	699,278	1,048,828	1,299,171	1,422	1,937	2,460	185,532	201,114	258,427	902	1,751	96,605	126,307
100-199	740	810	825	93,207	101,132	101,489	711	774	749,013	822,276	888,316	674	692	801	164,644	167,579	193,770	545	688	89,236	108,093
200-399	373	305	319	94,711	78,042	80,046	365	296	820,510	688,191	734,437	354	277	314	191,161	153,325	166,862	316	286	132,931	103,354
400-799	140	104	(1)	73,557	53,106	(1)	139	104	834,510	470,486	(1)	136	97	(1)	150,512	128,847	(1)	129	(1)	96,547	(1)
800-1599	61	38	(1)	62,046	36,708	(1)	61	38	660,673	336,218	(1)	60	37	(1)	198,165	86,553	(1)	56	(1)	159,715	(1)
1600-3199	13	9	(1)	26,609	18,254	(1)	13	9	287,249	157,440	(1)	13	8	(1)	83,100	56,700	(1)	12	(1)	58,965	(1)
3200 and over	1	1	(1)	4,600	4,000	(1)	1	1	40,000	1,560	(1)	1	1	(1)	20,000	7,000	(1)	1	(1)	15,400	(1)
400-699	125	89	93	62,777	42,526	44,272	125	89	679,398	387,365	429,343	121	83	92	125,687	105,616	89,282	115	84	81,747	54,972
700-999	46	36	28	37,026	28,313	22,270	45	36	438,041	240,134	207,975	46	34	28	84,825	56,470	61,044	44	26	57,274	33,759
1000-2499	42	24	11	59,609	31,745	13,399	42	24	628,493	287,815	135,778	41	23	11	201,265	94,014	27,300	37	11	160,206	15,950
2500 and over	2	3	1	7,400	9,484	2,550	2	3	76,500	50,390	22,497	2	3	1	40,000	23,000	4,800	2	1	31,400	4,419
Addison																					
Total	1,109	1,557	1,569	53,904	59,384	53,970	1,059	1,381	473,424	437,688	464,649	987	1,244	1,535	129,548	97,019	106,166	360	727	74,328	53,540
None	—	—	—	—	—	—	25	17	20,376	3,753	2,200	32	11	21	8,441	1,386	821	29	14	8,209	572
Under 25	529	783	1,323	7,436	11,525	28,779	478	648	62,435	81,578	240,644	436	563	1,275	14,776	15,356	50,684	76	529	4,555	18,897
25-49	353	506		11,240	16,199		336	471	94,069	119,598		311	431		21,958	20,597		105		9,348	
50-99	135	179	180	8,266	10,782	11,269	131	158	67,887	68,158	86,225	121	158	176	16,216	16,618	19,570	74	126	6,587	9,679
100-199	47	52	41	6,015	6,528	5,012	46	51	42,802	42,832	41,095	45	44	38	10,812	9,958	12,696	35	36	5,454	7,907
200-399	25	24	20	6,167	5,800	4,890	23	23	47,865	41,125	52,325	22	24	20	19,695	11,713	14,795	23	17	15,885	9,385
400-799	15	10	(1)	8,100	5,330	(1)	15	10	74,730	46,194	(1)	15	10	(1)	21,225	13,681	(1)	14	(1)	12,240	(1)
800 and over	5	3	(1)	6,680	3,220	(1)	5	3	63,260	34,450	(1)	5	3	(1)	16,425	7,710	(1)	4	(1)	12,050	(1)
400-699	15	8	1	8,100	3,900	450	15	8	74,730	34,761	4,300	15	8	1	21,225	9,700	1,000	14	1	12,240	1,500
700-999	—	4	3	—	3,030	2,470	—	4	—	25,883	26,360	—	4	3	—	5,691	4,100	—	3	—	4,100
1000 and over	5	1	1	6,680	1,620	1,100	5	1	63,260	20,000	11,500	5	1	1	16,425	6,000	2,500	4	1	12,050	1,500

Bennington																				
Total	589	903	773	35,050	47,794	43,228	591	870	259,074	395,298	364,974	581	711	771	102,675	90,538	86,856	208	372	62,402	46,247
None	———	———	———	———	———	———	28	5	8,462	595	690	32	9	5	20,822	384	164	14	2	19,285	106
Under 25	253	387	556	3,543	5,944	13,227	232	359	15,141	54,177	101,519	222	256	549	8,837	12,982	22,859	40	204	2,191	7,232
25-49	182	325		5,878	10,582		179	319	26,186	92,270		179	271		14,824	15,747		43		4,655	
50-99	85	110	125	5,140	6,812	7,705	83	108	22,073	54,752	58,581	81	99	125	13,513	12,936	12,287	52	88	7,479	11,069
100-199	40	53	56	4,920	6,490	6,516	40	51	30,886	50,903	59,317	39	50	56	10,510	11,351	9,776	33	44	4,686	5,151
200-399	15	12	23	3,553	2,941	5,480	15	12	25,710	20,156	43,006	15	11	23	7,378	5,438	10,220	14	21	5,012	4,910
400-799	6	10	(1)	2,756	5,325	(1)	6	10	35,438	42,454	(1)	6	9	(1)	8,091	9,100	(1)	5	(1)	4,699	(1)
800 and over	8	6	(1)	9,260	9,700	(1)	8	6	95,178	79,991	(1)	7	6	(1)	18,700	22,600	(1)	7	(1)	14,395	(1)
400-699	6	9	7	2,756	4,625	3,300	6	9	35,438	41,854	30,964	6	9	7	8,091	9,100	5,550	5	7	4,699	2,860
700-999	4	1	3	3,550	700	2,350	4	1	38,800	600	23,400	4	-----	3	8,700	———	16,800	4	3	6,580	7,300
1000 and over	4	6	3	5,710	9,700	4,650	4	6	56,378	79,991	47,497	3	6	3	10,000	22,600	9,200	3	3	7,815	7,619
Caledonia																				
Total	1,008	1,451	1,426	54,070	59,965	78,747	975	1,368	507,989	555,797	746,604	878	1,263	1,406	98,723	99,017	135,906	428	649	62,795	63,666
None	———	———	———	———	———	———	36	67	26,393	18,791	785	30	26	11	3,965	7,474	1,705	40	19	3,455	1,588
Under 25	466	720	1,034	6,337	9,789	23,705	414	621	51,655	85,939	218,559	359	588	1,014	12,895	9,845	36,955	86	368	5,888	13,573
25-49	259	420		8,521	13,737		249	387	67,515	116,049		225	368		11,151	18,365		103		4,765	
50-99	147	195	210	9,336	12,227	13,278	143	180	67,672	100,239	121,087	133	175	204	15,018	16,105	20,558	88	120	9,098	7,737
100-199	70	77	98	8,591	9,844	12,357	67	75	67,347	100,109	112,002	65	70	94	15,177	17,027	22,818	53	69	8,811	11,900
200-399	53	25	64	13,360	6,533	16,180	53	24	125,024	64,539	163,576	53	23	63	23,417	12,285	30,736	46	57	15,628	18,305
400 and over	13	14	(1)	7,925	7,835	(1)	13	14	102,383	70,131	(1)	13	13	(1)	17,100	17,916	(1)	12	(1)	15,150	(1)
400-699	10	10	11	5,025	4,735	5,178	10	10	65,068	40,478	48,035	10	10	11	10,500	11,625	6,892	9	8	7,600	2,881
700 and over	3	4	9	2,900	3,100	8,049	3	4	37,315	29,653	82,560	3	3	9	6,600	6,291	16,244	3	8	7,550	7,882
Chittenden																				
Total	892	1,323	1,420	57,384	59,035	56,274	840	1,141	521,465	466,085	521,732	759	1,096	1,393	184,879	91,513	107,579	327	657	136,904	51,400
None	———	———	———	———	———	———	28	26	15,055	8,298	3,888	33	16	16	12,625	1,706	2,935	27	11	11,439	2,628
Under 25	392	617	1,156	5,522	8,928	25,861	350	466	50,141	66,852	250,664	304	490	1,120	12,634	11,351	47,856	65	433	5,558	17,634
25-49	263	450		8,414	14,436		244	408	60,847	108,488		231	392		13,074	17,857		82		3,428	
50-99	122	150	171	7,950	9,424	10,779	111	142	53,124	77,652	92,794	92	116	170	10,650	11,911	21,132	66	129	5,290	9,962
100-199	57	62	57	7,240	7,439	7,410	51	55	60,974	55,109	66,586	45	45	53	11,278	9,443	12,856	36	52	5,061	6,570
200-399	37	28	25	9,471	6,999	6,074	36	28	71,491	63,538	49,377	34	23	24	14,331	12,215	11,850	32	23	8,114	7,106
400-799	12	12	(1)	6,637	6,359	(1)	11	12	59,535	51,070	(1)	11	11	(1)	8,937	14,430	(1)	10	(1)	5,245	(1)
800 and over	9	4	(1)	12,150	5,450	(1)	9	4	150,298	35,078	(1)	9	3	(1)	101,350	12,600	(1)	9	(1)	92,769	(1)
400-699	9	10	9	4,457	4,959	4,050	9	10	37,810	39,290	42,670	8	9	8	6,337	10,930	7,350	7	7	3,345	5,500
700-999	6	3	1	4,730	2,200	700	5	3	63,805	19,125	4,500	6	3	1	8,050	5,400	600	6	1	5,569	500
1000 and over	6	3	1	9,600	4,650	1,400	6	3	108,218	27,733	11,253	6	2	1	95,900	10,700	3,000	6	1	89,100	1,500
Essex																				
Total	287	435	423	9,922	12,661	14,029	282	394	96,665	107,993	127,747	267	378	427	17,448	21,508	23,672	109	178	7,846	10,187
None	———	———	———	———	———	———	13	7	3,490	1,052	1,351	13	4	10	1,008	176	683	8	8	732	476
Under 25	156	240	358	2,266	3,289	7,622	141	207	21,873	30,031	67,313	129	196	353	3,250	4,585	12,263	30	128	459	3,786
25-49	79	137		2,600	4,469		77	123	21,821	35,703		75	127		3,683	7,677		32		991	
50-99	40	44	47	2,546	2,713	2,802	39	44	22,798	25,182	27,119	39	38	46	4,427	5,302	4,731	29	26	2,409	2,275
100-199	7	11	11	850	1,340	1,505	7	10	6,307	9,965	12,929	6	10	11	1,280	2,743	1,995	7	9	805	825
200 and over	5	3	7	1,660	850	2,100	5	3	20,376	6,060	19,035	5	3	7	3,800	1,025	4,000	3	7	2,450	2,825
Franklin																				
Total	1,253	1,719	1,734	45,985	56,305	58,493	1,147	1,577	351,080	408,863	495,672	932	1,400	1,712	73,671	71,191	95,646	353	716	34,069	38,119
None	———	———	———	———	———	———	23	37	4,909	6,652	1,384	30	20	11	5,337	1,171	776	22	12	3,842	694
Under 25	671	910	1,458	9,512	13,303	31,768	574	767	59,735	86,605	271,388	417	690	1,427	11,466	13,947	49,620	96	506	3,098	15,128
25-49	385	539		12,424	17,278		357	508	78,861	113,432		314	458		16,813	19,634		118		6,369	
50-99	131	194	212	8,175	11,504	12,866	128	190	57,163	79,075	101,452	111	166	210	11,711	13,747	19,507	64	147	6,427	8,158
100-199	45	57	42	5,507	6,895	5,431	44	56	44,908	55,164	45,117	39	49	42	9,554	8,852	9,043	35	32	4,283	4,679
200-399	10	12	12	2,277	3,000	2,995	10	12	16,274	21,810	23,986	10	10	12	3,915	4,615	4,325	9	10	2,000	2,585
400-799	7	6	(1)	3,990	3,125	(1)	7	6	43,530	31,125	(1)	7	6	(1)	6,075	7,150	(1)	5	(1)	3,300	(1)
800 and over	4	1	(1)	4,100	1,200	(1)	4	1	45,700	15,000	(1)	4	1	(1)	8,800	2,075	(1)	4	(1)	4,750	(1)
400-699	5	5	9	2,490	2,425	4,433	5	5	23,530	22,125	40,175	5	5	9	3,650	4,150	9,875	4	8	2,800	5,375
700-999	3	1	———	2,300	700	———	3	1	29,000	9,000	———	3	1	———	3,425	3,000	———	2	———	1,100	———
1000 and over	3	1	1	3,300	1,200	1,000	3	1	36,700	15,000	12,170	3	1	1	7,800	2,075	2,500	3	1	4,350	1,500

[1] Comparison with later censuses may be found in groups below beginning with 400-699.

COUNTY TABLE 1.—CHICKENS ON FARMS 1940, 1935, AND 1930; CHICKEN EGGS PRODUCED AND CHICKENS RAISED 1939, 1934, AND 1929; AND CHICKENS SOLD, 1939 AND 1929; CLASSIFIED BY NUMBER ON HAND—Continued

(Chickens on hand over 4 months old Apr. 1, 1940 and over 3 months old Jan. 1, 1935 and Apr. 1, 1930)

STATE OR COUNTY AND NUMBER OF CHICKENS ON HAND	CHICKENS ON HAND						CHICKEN EGGS PRODUCED					CHICKENS RAISED						CHICKENS SOLD			
	Farms reporting			Number			Farms reporting		Dozens			Farms reporting			Number			Farms reporting		Number	
	1940 (Apr.1)	1935 (Jan.1)	1930 (Apr.1)	1940 (Apr. 1)	1935 (Jan. 1)	1930 (Apr. 1)	1939	1934	1939	1934	1929	1939	1934	1929	1939	1934	1929	1939	1929	1939	1929
VERMONT—Contd.																					
Grand Isle																					
Total	284	383	361	10,314	13,224	13,781	271	346	60,170	70,220	111,001	276	316	359	20,706	14,496	21,327	89	169	7,950	7,675
None	—	—	—	—	—	—	3	—	1,240	—	250	5	2	2	1,072	52	125	4	.2	896	110
Under 25	125	134	273	1,956	2,079	7,199	113	113	10,296	9,958	59,038	115	96	269	3,559	2,359	10,306	18	104	635	2,698
25-49	106	169		3,476	5,479		104	159	17,782	26,883		104	143		6,017	5,649		32		1,255	
50-99	38	72	72	2,407	4,458	4,242	38	67	11,363	23,652	31,609	37	67	72	5,013	4,889	6,387	24	49	2,361	2,652
100-199	11	7	14	1,395	808	1,664	9	6	10,239	3,727	12,454	11	7	14	1,905	947	2,880	8	12	883	1,373
200 and over	4	1	2	1,080	400	676	4	1	9,250	6,000	7,650	4	1	2	3,140	600	1,629	3	2	1,920	842
Lamoille																					
Total	578	835	998	24,787	32,563	35,949	541	749	206,421	252,448	336,576	483	604	983	36,746	46,267	64,015	161	461	17,120	32,741
None	—	—	—	—	—	—	12	7	7,191	425	272	12	7	10	2,066	333	178	9	6	1,521	108
Under 25	291	432	844	3,950	6,185	18,348	259	369	27,617	44,104	166,470	224	287	825	4,920	6,635	31,136	49	338	1,626	13,122
25-49	164	261		5,411	8,366		153	241	28,203	61,286		138	200		5,742	9,261		44		1,918	
50-99	76	82	101	4,981	5,039	6,469	74	78	27,592	36,392	62,472	66	60	96	5,812	6,564	8,657	28	69	1,622	3,740
100-199	33	37	33	4,378	4,543	4,034	30	33	35,846	34,359	35,980	30	30	32	5,511	9,524	6,830	18	29	2,395	3,691
200-399	9	17	13	2,387	4,230	3,398	8	15	19,342	38,735	36,260	8	14	13	3,695	6,050	7,944	8	12	2,078	4,673
400 and over	5	6	7	3,680	4,200	3,700	5	6	60,630	37,147	35,122	5	6	7	9,000	7,900	9,270	5	7	5,960	7,407
Orange																					
Total	1,200	1,683	1,716	68,263	67,469	69,817	1,147	1,552	595,538	537,729	635,710	958	1,268	1,603	122,042	100,059	119,644	519	859	75,943	62,078
None	—	—	—	—	—	—	31	24	11,905	2,890	5,501	29	11	16	5,649	344	1,440	38	22	6,219	1,566
Under 25	550	820	1,313	7,728	11,094	30,027	493	707	46,258	87,334	283,077	360	546	1,200	14,612	14,476	49,834	121	526	7,504	21,644
25-49	322	511		10,503	16,408		304	481	60,401	126,626		277	412		17,471	21,930		110		7,711	
50-99	158	220	281	10,505	13,792	17,876	154	210	69,876	105,953	149,437	141	182	271	19,149	20,076	28,458	111	208	12,042	14,370
100-199	95	91	93	11,814	11,678	11,240	91	90	112,012	101,139	99,483	81	81	90	20,222	19,368	19,230	77	78	13,900	11,567
200-399	53	31	22	13,608	8,182	5,224	52	30	129,772	72,361	49,204	48	27	19	21,904	12,865	9,257	43	18	14,394	5,301
400-799	15	7	(1)	7,589	3,615	(1)	15	7	94,210	20,477	(1)	15	6	(1)	13,585	5,650	(1)	14	(1)	8,398	(1)
800 and over	7	3	(1)	6,516	2,700	(1)	7	3	71,104	20,949	(1)	7	3	(1)	9,450	5,350	(1)	5	(1)	5,775	(1)
400-699	14	6	3	6,839	2,865	1,350	14	6	78,070	17,872	12,250	14	5	3	12,785	4,900	2,575	13	3	7,498	1,680
700-999	5	4	2	4,126	3,450	1,600	5	4	58,644	23,554	13,833	5	4	2	4,550	6,100	2,850	6	4	6,675	5,950
1000 and over	3	—	2	3,140	—	2,500	3	—	28,600	—	22,925	3	—	2	5,700	—	6,000				
Orleans																					
Total	1,128	1,493	1,753	42,689	50,720	54,299	1,077	1,395	280,225	395,963	498,036	973	1,179	1,689	67,245	63,494	85,319	322	721	32,974	30,828
None	—	—	—	—	—	—	36	14	15,426	5,085	4,129	42	16	21	7,545	1,665	1,122	32	17	6,707	1,153
Under 25	571	725	1,512	8,265	10,614	33,713	510	646	46,559	81,496	316,843	452	507	1,430	9,635	10,379	51,226	80	533	2,284	13,803
25-49	363	513		11,947	16,194		341	490	64,328	122,922		308	436		14,525	18,725		111		4,204	
50-99	132	191	180	8,166	11,367	10,828	130	181	42,686	85,097	98,430	116	161	179	9,758	13,267	16,730	58	120	3,707	7,008
100-199	40	43	45	4,930	5,394	5,353	38	43	32,691	37,654	42,221	35	39	43	9,557	7,888	8,141	21	37	5,519	4,390
200-399	13	17	15	3,136	4,320	3,955	13	17	25,086	37,829	30,583	12	16	15	4,825	7,605	7,250	12	13	2,926	4,099
400-799	5	3	(1)	2,695	1,831	(1)	5	3	26,703	17,880	(1)	4	3	(1)	5,200	3,065	(1)	4	(1)	3,977	(1)
800 and over	4	1	(1)	3,550	1,000	(1)	4	1	26,746	8,000	(1)	4	1	(1)	6,200	900	(1)	4	(1)	3,650	(1)
400-699	5	2	1	2,695	1,131	450	5	2	26,703	10,080	5,830	4	2	1	5,200	2,265	850	4	1	3,977	375
700 and over	4	2	—	3,550	1,700	—	4	2	26,746	15,800	—	4	2	—	6,200	1,700	—	4	—	3,650	—

Rutland																				
Total	1,128	1,722	1,693	58,227	67,040	66,729	1,085	1,599	424,947	560,216	573,946	1,024	1,361	1,641	132,259	124,104	112,051	388	723	69,962	43,295
None	—	—	—	—	—	—	12	4	6,755	378	1,851	23	4	19	3,836	87	913	21	18	3,748	885
Under 25	525	771	1,343	7,445	10,630	30,273	487	678	54,231	84,791	254,449	439	545	1,278	14,182	12,015	47,399	83	463	4,506	12,877
25-49	352	606		11,420	19,563		341	580	74,946	160,671		327	528		17,904	24,804		121		5,779	
50-99	146	239	249	9,218	14,527	14,830	144	235	68,359	121,812	119,221	133	198	246	16,962	21,542	22,831	79	157	6,466	9,479
100-199	58	68	65	7,264	8,299	8,231	55	64	52,763	72,431	67,235	56	53	62	13,405	13,968	16,067	42	55	6,458	8,340
200-399	31	28	26	7,975	7,138	7,145	30	28	49,968	62,278	65,556	30	25	26	23,720	17,350	12,125	26	21	13,955	6,452
400-799	9	7	(1)	4,225	3,300	(1)	9	7	37,075	29,905	(1)	9	5	(1)	7,700	20,050	(1)	9	(1)	5,700	(1)
800-1599	4	2	(1)	3,680	1,633	(1)	4	2	16,950	13,350	(1)	4	2	(1)	7,050	2,288	(1)	4	(1)	3,350	(1)
1600 and over	3	1	(1)	7,000	1,950	(1)	3	1	63,900	14,600	(1)	3	1	(1)	27,500	12,000	(1)	3	(1)	20,000	(1)
400-699	9	7	8	4,225	3,300	3,850	9	7	37,075	29,905	41,134	9	5	8	7,700	20,050	7,216	9	8	5,700	3,660
700-999	3	2	1	2,600	1,633	800	3	2	12,950	13,350	7,500	3	2	1	4,200	2,288	1,500	3	—	1,600	—
1000 and over	4	1	1	8,080	1,950	1,600	4	1	67,900	14,600	17,000	4	1	1	30,350	12,000	4,000	4	1	21,750	1,600
Washington																				
Total	1,117	1,533	1,524	59,348	67,830	62,971	1,054	1,361	610,571	552,516	566,848	954	1,204	1,537	120,136	113,449	132,133	501	784	78,496	69,441
None	—	—	—	—	—	—	45	19	10,023	2,153	5,159	50	19	52	6,431	1,524	6,460	44	47	5,582	5,664
Under 25	553	791	1,182	7,472	11,183	25,870	476	646	67,080	74,805	209,346	385	557	1,144	14,070	12,491	47,393	115	450	6,020	18,409
25-49	311	412		10,000	13,108		288	384	78,128	97,176		281	335		17,741	17,380		142		8,135	
50-99	122	201	216	7,718	12,615	13,586	117	192	64,634	100,079	106,653	113	179	215	15,211	20,970	24,663	86	171	9,183	13,567
100-199	75	82	90	9,897	10,507	10,744	72	76	87,773	80,102	114,545	72	68	90	16,218	17,134	24,416	62	81	9,967	13,775
200-399	31	32	22	8,111	8,817	5,181	31	29	88,325	80,528	50,508	29	31	22	16,115	17,740	10,251	27	22	16,205	6,241
400-799	19	7	(1)	10,600	3,100	(1)	19	7	143,065	36,196	(1)	18	7	(1)	21,750	8,810	(1)	19	(1)	14,954	(1)
800 and over	6	8	(1)	5,550	8,300	(1)	6	8	71,543	81,477	(1)	6	8	(1)	12,600	17,400	(1)	6	(1)	8,450	(1)
400-699	16	7	11	8,500	3,100	5,040	16	7	99,598	36,196	55,937	15	7	11	14,550	8,810	13,600	16	10	11,354	8,985
700 and over	9	8	3	7,650	8,300	2,550	9	8	115,010	81,477	24,500	9	8	3	19,800	17,400	5,350	9	3	12,050	3,000
Windham																				
Total	854	1,213	1,210	57,687	59,979	49,627	828	1,152	508,796	463,798	436,017	739	1,177	1,196	171,948	129,506	101,432	291	572	120,818	49,853
None	—	—	—	—	—	—	30	18	14,945	2,752	2,520	43	21	17	35,224	916	2,174	31	11	33,406	1,880
Under 25	463	649	964	6,004	8,815	19,027	423	588	41,549	61,375	172,552	328	604	936	9,890	15,905	34,633	65	365	2,714	12,425
25-49	185	314		5,651	9,683		173	307	39,998	70,320		169	309		9,136	16,179		50		2,337	
50-99	88	131	148	5,773	8,187	9,542	85	124	42,283	55,390	85,516	85	127	147	10,585	12,964	17,077	54	109	5,455	7,314
100-199	64	81	62	8,489	10,545	7,596	64	78	66,057	93,345	62,085	62	79	60	17,080	19,839	17,355	45	52	8,011	10,124
200-399	30	22	26	7,825	5,839	6,612	29	21	62,397	48,062	57,628	29	21	26	20,393	11,553	14,893	24	25	17,387	9,360
400-799	13	10	(1)	6,475	5,426	(1)	13	10	72,755	54,134	(1)	12	10	(1)	14,100	10,950	(1)	12	(1)	8,225	(1)
800-1599	8	3	(1)	9,270	3,100	(1)	8	3	82,814	35,400	(1)	8	3	(1)	18,740	17,800	(1)	7	(1)	13,683	(1)
1600 and over	3	3	(1)	8,200	8,384	(1)	3	3	86,000	43,020	(1)	3	3	(1)	36,800	23,400	(1)	3	(1)	29,600	(1)
400-699	12	7	6	5,775	3,326	3,250	12	7	86,255	34,351	28,730	11	7	6	11,700	6,250	7,300	11	6	6,525	5,100
700-999	3	4	3	2,470	3,000	2,400	3	4	19,000	32,283	17,936	3	4	3	9,300	6,900	6,000	3	3	7,450	3,150
1000 and over	9	5	1	15,700	10,584	1,200	9	5	156,314	65,920	9,050	9	5	1	48,640	39,000	2,000	8	1	37,533	500
Windsor																				
Total	1,476	2,094	2,077	84,716	89,150	91,289	1,402	1,942	773,181	718,110	800,439	1,164	1,742	2,061	174,289	163,087	185,843	517	1,056	99,344	101,926
None	—	—	—	—	—	—	28	13	4,727	4,893	775	32	18	5	2,381	5,239	1,114	18	6	2,780	1,089
Under 25	780	1,079	1,589	10,528	14,521	34,551	707	953	79,414	105,693	319,617	505	815	1,570	16,756	18,512	63,332	128	655	7,255	24,393
25-49	341	598		11,187	19,248		323	568	80,349	133,846		295	560		21,258	27,030		130		8,543	
50-99	165	250	303	10,799	15,581	19,135	156	244	81,768	115,395	158,575	154	211	303	31,507	24,223	35,839	89	232	18,479	19,497
100-199	98	89	118	11,917	10,822	14,396	97	86	98,408	85,437	117,267	88	87	116	22,135	19,537	29,667	73	102	13,003	17,801
200-399	58	54	44	14,651	13,393	11,036	57	54	132,388	131,170	94,933	56	49	44	26,833	32,871	30,387	47	40	16,477	23,320
400-799	23	16	(1)	12,535	7,960	(1)	23	16	146,063	74,711	(1)	23	14	(1)	23,349	17,536	(1)	22	(1)	14,249	(1)
800-1599	8	8	(1)	7,450	7,625	(1)	8	8	86,151	66,965	(1)	8	8	(1)	23,150	18,139	(1)	10	(1)	18,558	(1)
1600 and over	3	—	(1)	5,649	—	(1)	3	—	63,913	—	(1)	3	—	(1)	6,900	—	(1)				
400-699	19	14	20	9,685	6,560	9,771	19	14	109,733	63,311	88,506	19	12	20	16,449	14,436	19,704	18	18	10,749	11,726
700-999	9	7	3	6,900	5,750	2,400	9	7	80,161	47,935	20,766	9	7	3	23,000	13,100	5,800	9	3	15,200	4,100
1000 and over	6	3	—	9,049	3,275	—	6	3	106,233	30,430	—	6	3	—	13,950	8,139	—	5	—	6,858	—

[1] Comparison with later censuses may be found in groups below beginning with 400-699.

COUNTY TABLE 1.—CHICKENS ON FARMS 1940, 1935, AND 1930; CHICKEN EGGS PRODUCED AND CHICKENS RAISED 1939, 1934, AND 1929; AND CHICKENS SOLD, 1939 AND 1929; CLASSIFIED BY NUMBER ON HAND—Continued

(Chickens on hand over 4 months old Apr. 1, 1940 and over 3 months old Jan. 1, 1935 and Apr. 1, 1930)

STATE OR COUNTY AND NUMBER OF CHICKENS ON HAND	CHICKENS ON HAND						CHICKEN EGGS PRODUCED					CHICKENS RAISED						CHICKENS SOLD			
	Farms reporting			Number			Farms reporting		Dozens			Farms reporting			Number			Farms reporting		Number	
	1940 (Apr.1)	1935 (Jan.1)	1930 (Apr.1)	1940 (Apr. 1)	1935 (Jan. 1)	1930 (Apr. 1)	1939	1934	1939	1934	1929	1939	1934	1929	1939	1934	1929	1939	1929	1939	1929
VIRGINIA																					
Total	153,471	175,948	155,315	6,995,689	8,541,655	7,643,303	147,968	169,430	50,075,354	43,067,459	55,349,206	144,535	165,398	151,634	22,116,616	16,517,441	16,728,622	81,055	104,972	13,492,384	7,647,829
None	—	—	—	—	—	—	1,084	300	278,439	74,474	120,402	1,891	484	415	3,500,542	200,327	60,053	1,310	352	3,406,142	47,025
Under 25	63,424	62,152	106,587	890,254	897,664	2,470,035	58,819	57,493	5,526,696	3,591,673	17,506,608	56,129	54,687	102,975	3,400,265	2,363,241	7,297,315	21,679	64,421	1,460,041	2,892,223
25-49	49,374	59,366		1,596,345	1,918,679		48,102	57,998	10,130,463	8,461,779		47,117	57,113		4,421,458	4,074,609		27,725		1,983,800	
50-99	26,228	35,562	31,700	1,615,663	2,189,034	1,986,824	25,690	35,024	10,451,874	10,209,075	13,842,110	25,327	34,723	31,359	3,955,443	3,992,589	4,053,005	18,259	25,349	2,106,788	1,885,261
100-199	9,955	13,711	12,502	1,210,704	1,650,891	1,509,542	9,813	13,515	8,633,970	8,426,433	10,440,056	9,651	13,371	12,396	2,904,544	2,716,949	2,545,424	8,100	10,767	1,847,658	1,280,471
200-399	3,238	3,841	3,305	808,744	940,112	811,459	3,214	3,802	6,744,681	5,571,058	6,119,157	3,175	3,741	3,280	1,868,314	1,551,099	1,295,709	2,828	2,968	1,226,831	706,017
400-799	961	974	(1)	485,381	485,054	(1)	957	963	4,551,811	3,382,639	(1)	954	943	(1)	1,146,451	810,976	(1)	877	(1)	799,447	(1)
800-1599	230	266	(1)	243,558	274,095	(1)	229	261	2,474,560	1,998,420	(1)	230	260	(1)	540,428	498,016	(1)	220	(1)	390,152	(1)
1600-3199	53	67	(1)	111,140	147,105	(1)	52	65	1,027,960	1,041,926	(1)	53	67	(1)	287,571	262,960	(1)	49	(1)	202,225	(1)
3200 and over	8	9	(1)	35,900	39,021	(1)	8	9	254,900	309,982	(1)	8	9	(1)	89,600	46,675	(1)	8	(1)	69,300	(1)
400-699	861	883	820	414,181	420,404	397,658	858	873	3,874,949	2,892,339	3,255,162	855	854	812	969,449	692,848	679,596	784	739	665,613	377,539
700-999	189	205	215	145,425	160,680	168,268	188	201	1,413,224	1,162,367	1,432,684	188	200	213	350,683	253,089	280,772	179	198	258,767	157,668
1000-2499	181	200	162	245,833	271,345	222,415	179	197	2,517,807	2,039,978	1,966,672	181	197	162	582,437	509,515	421,948	171	158	412,409	252,071
2500 and over	21	28	22	70,540	92,846	77,102	21	27	503,251	638,283	666,355	21	28	22	163,481	163,175	94,800	20	20	124,335	49,554
Accomack																					
Total	1,781	2,316	2,622	96,266	164,436	181,051	1,753	2,230	873,941	694,337	1,181,207	1,960	2,260	2,615	2,745,436	555,548	620,894	1,444	1,972	2,529,558	268,101
None	—	—	—	—	—	—	52	3	24,582	248	400	229	24	8	2,003,258	78,135	6,465	191	6	1,995,930	5,990
Under 25	542	449	1,343	7,060	6,200	34,163	491	388	94,407	22,817	272,649	515	396	1,331	147,077	22,306	180,487	283	879	109,162	58,695
25-49	500	627		15,983	19,576		486	613	179,021	65,175		486	618		147,100	79,304		356		102,498	
50-99	487	740	793	29,508	45,716	48,534	475	733	269,053	164,966	304,858	479	728	792	228,786	164,769	207,157	394	656	163,277	98,276
100-199	191	377	338	22,165	44,621	39,930	188	372	146,471	194,803	223,565	190	375	336	133,465	115,425	120,490	166	293	100,331	54,331
200-399	47	92	99	11,100	22,263	24,534	47	91	74,952	116,423	145,803	47	89	99	50,750	50,700	59,950	42	91	37,770	27,744
400-799	9	21	(1)	4,400	10,060	(1)	9	21	33,485	62,440	(1)	9	20	(1)	10,300	20,309	(1)	7	(1)	3,890	(1)
800 and over	5	10	(1)	6,050	16,000	(1)	5	9	51,970	67,465	(1)	5	10	(1)	24,700	24,600	(1)	5	(1)	16,700	(1)
400-699	7	20	28	3,000	9,360	12,990	7	20	21,520	57,540	84,275	7	19	28	8,400	19,609	27,095	5	27	3,565	12,595
700-999	4	4	11	3,150	3,100	8,400	4	4	18,085	18,700	60,480	4	4	11	5,900	4,100	10,350	4	10	2,325	4,572
1000 and over	3	7	10	4,300	13,600	12,500	3	6	45,850	53,665	89,177	3	7	10	20,700	21,200	8,900	3	10	14,700	5,898
Albemarle																					
Total	2,181	2,848	2,297	88,360	132,627	113,371	2,058	2,815	578,684	660,574	778,632	1,989	2,738	2,283	238,555	254,199	241,788	849	1,204	107,206	93,499
None	—	—	—	—	—	—	16	5	1,889	97	497	27	8	4	18,487	902	710	18	3	17,472	47
Under 25	967	1,043	1,623	13,794	15,237	40,180	884	1,023	86,747	66,428	286,575	822	955	1,611	37,566	43,601	112,602	204	753	8,105	37,336
25-49	743	1,030		23,697	33,182		708	1,015	139,993	145,562		691	1,006		79,906	71,709		319		29,220	
50-99	318	528	476	18,922	31,543	29,694	300	528	105,012	146,912	187,979	303	525	475	44,733	58,493	63,869	182	306	18,463	25,461
100-199	106	176	142	12,710	21,146	17,056	103	173	87,579	104,825	102,538	100	174	139	26,423	36,694	28,407	84	101	15,186	11,365
200-399	31	52	37	7,537	12,619	9,561	31	52	51,243	66,612	66,076	30	51	35	14,300	19,725	15,000	27	25	8,410	5,960
400-799	13	11	(1)	8,000	5,050	(1)	13	11	72,721	28,485	(1)	13	11	(1)	11,940	8,300	(1)	12	(1)	8,660	(1)
800 and over	3	8	(1)	3,700	13,850	(1)	3	8	33,500	101,653	(1)	3	8	(1)	5,200	14,775	(1)	3	(1)	1,670	(1)
400-699	10	11	12	5,800	5,050	6,080	10	11	53,121	28,485	46,934	10	11	12	10,690	8,300	9,000	9	10	7,475	5,205
700 and over	6	8	7	5,900	13,850	10,800	6	8	53,100	101,653	88,033	6	8	7	6,450	14,775	12,200	6	6	2,855	8,125
Alleghany																					
Total	456	578	447	25,831	22,961	23,181	429	555	194,667	96,142	160,981	421	523	440	51,227	33,412	46,111	267	319	24,010	28,378
None	—	—	—	—	—	—	7	—	2,083	—	200	7	—	1	421	—	50	3	1	129	25
Under 25	117	200	258	1,918	2,922	7,213	102	187	16,391	10,525	50,853	93	163	250	4,561	5,819	14,706	37	158	1,400	6,882
25-49	151	193		5,083	6,078		143	186	41,698	24,572		143	181		9,907	9,895		85		3,243	

50-99	124	142	156	7,744	8,631	9,711	116	141	51,043	40,609	67,644	116	138	156	15,759	11,938	17,098	90	129	7,899	9,109
100-199	45	40	27	5,205	4,530	3,099	42	38	34,269	17,560	22,455	43	38	27	8,389	5,110	4,357	35	25	4,720	2,442
200-399	13	3	4	2,925	800	850	13	3	24,583	2,876	6,135	13	3	4	6,090	650	900	11	4	2,554	720
400 and over	6	------	2	2,956	--------	2,308	6	------	24,600	--------	13,694	6	------	2	6,100	--------	9,000	6	2	4,065	9,200
Amelia																					
Total	1,313	1,358	1,380	44,388	48,072	44,068	1,235	1,324	374,903	273,773	301,382	1,203	1,288	1,339	129,117	133,615	150,619	562	869	61,468	70,403
None	------	------	------	--------	--------	--------	13	1	1,764	50	501	25	2	4	2,095	170	492	8	4	905	349
Under 25	762	689	1,149	9,568	9,692	23,105	687	662	64,235	42,468	158,362	654	629	1,105	33,294	29,443	99,113	185	664	9,333	42,489
25-49	341	415		10,921	13,310		330	408	82,346	73,383		319	406		32,289	46,695		195		13,116	
50-99	138	176	182	8,652	10,975	11,162	133	176	62,019	60,047	72,000	133	174	181	26,557	28,647	33,218	104	154	14,617	16,957
100-199	50	51	33	6,212	5,900	4,158	50	50	47,986	47,539	29,504	50	50	33	15,807	14,455	9,465	49	32	10,182	6,053
200-399	13	22	13	3,085	5,195	3,226	13	22	31,298	29,166	24,450	13	22	13	6,775	10,255	6,745	12	12	4,085	3,700
400-799	6	4	(1)	3,250	2,000	(1)	6	4	37,305	13,120	(1)	6	4	(1)	7,700	2,950	(1)	6	(1)	6,530	(1)
800 and over	3	1	(1)	2,700	1,000	(1)	3	1	47,950	8,000	(1)	3	1	(1)	4,600	1,000	(1)	3	(1)	2,700	(1)
400-699	6	4	2	3,250	2,000	847	6	4	37,305	13,120	6,565	6	4	2	7,700	2,950	1,436	6	2	6,530	755
700 and over	3	1	1	2,700	1,000	1,570	3	1	47,950	8,000	10,000	3	1	1	4,600	1,000	150	3	1	2,700	100
Amherst																					
Total	1,847	2,202	1,877	59,520	72,016	67,719	1,755	2,137	455,541	348,966	574,005	1,735	2,007	1,857	127,873	129,522	145,571	981	1,172	43,268	55,259
None	------	------	------	--------	--------	--------	19	1	2,572	60	2,075	24	6	9	3,424	220	347	15	8	2,657	267
Under 25	835	890	1,483	11,371	12,670	35,710	761	838	78,162	50,035	299,678	727	735	1,457	29,956	25,563	89,582	310	851	7,209	32,575
25-49	696	871		22,437	27,928		669	859	156,048	139,929		674	830		50,516	54,791		427		15,472	
50-99	265	369	323	15,937	21,775	19,424	255	367	121,686	113,578	165,032	260	366	321	28,072	36,199	38,422	191	258	9,858	15,632
100-199	39	64	56	4,300	7,293	6,460	39	64	35,238	38,269	53,917	38	62	56	6,430	9,894	10,575	28	42	2,494	4,370
200-399	9	6	6	2,205	1,450	1,525	9	6	26,112	4,345	11,008	9	6	5	5,625	2,430	1,880	10	13	5,578	2,415
400 and over	3	2	9	3,270	900	4,600	3	2	35,723	2,750	42,295	3	2	9	3,850	425	4,765				
Appomattox																					
Total	1,177	1,110	1,118	45,662	50,280	41,990	1,103	1,033	404,594	225,134	307,436	1,096	1,012	1,094	99,528	103,609	99,636	530	746	34,330	39,990
None	------	------	------	--------	--------	--------	2	4	300	334	10	7	2	1	590	121	20	3	------	238	--------
Under 25	508	375	908	7,291	5,797	21,287	462	320	58,763	21,724	137,972	439	307	886	21,603	17,094	64,401	159	579	5,705	24,582
25-49	431	453		14,069	14,824		413	431	110,526	65,700		419	424		35,105	38,401		206		9,780	
50-99	175	202	155	10,651	12,290	9,495	163	198	84,872	55,319	65,868	169	199	152	20,405	25,315	18,475	113	119	7,858	7,594
100-199	40	57	39	5,006	6,684	4,828	40	57	56,600	29,839	32,283	40	57	39	10,160	11,778	7,675	32	34	4,277	4,029
200-399	14	14	9	3,385	3,615	2,230	14	14	30,176	15,345	22,496	13	14	9	5,565	4,940	3,132	11	8	2,972	1,340
400 and over	9	9	7	5,260	7,070	4,150	9	9	63,357	36,873	48,807	9	9	7	6,100	5,960	5,933	6	6	3,500	2,445
Arlington																					
Total	11	27	42	1,198	3,389	4,051	11	27	11,230	21,060	34,893	11	26	40	4,880	7,064	8,263	3	22	3,700	3,528
None	------	------	------	--------	--------	--------	------	------	--------	--------	--------	------	------	------	--------	--------	--------	------	------	--------	--------
Under 25	1	1	20	3	24	526	1	1	30	250	3,435	1	1	18	10	150	1,503	------	7	--------	816
25-49	6	9		170	295		6	9	900	2,310		6	8		470	579		------		--------	
50-99	------	3	7	--------	170	415	------	3	--------	1,200	4,018	------	3	7	--------	285	1,070	------	2	--------	340
100-199	1	10	7	125	1,200	905	1	10	800	8,200	9,235	1	10	7	600	2,350	2,110	3	13	3,700	2,372
200 and over	3	4	8	900	1,700	2,205	3	4	9,500	9,100	18,205	3	4	8	3,800	3,700	3,580				
Augusta																					
Total	3,326	3,515	2,557	220,263	283,018	223,779	3,234	3,461	1,504,666	1,537,040	1,660,585	3,072	3,397	2,540	548,664	512,785	416,005	2,280	2,232	350,037	238,011
None	------	------	------	--------	--------	--------	26	7	8,844	961	395	40	10	4	18,806	3,254	215	35	4	17,162	207
Under 25	733	489	751	10,816	7,308	22,588	671	456	66,732	24,643	165,305	596	428	742	50,218	16,392	58,889	283	568	31,509	28,005
25-49	990	752		32,935	25,121		962	738	197,913	113,414		921	722		89,984	49,835		603		46,494	
50-99	894	1,184	970	56,990	77,018	63,827	874	1,175	364,516	410,121	452,068	849	1,164	964	132,492	143,413	121,112	713	876	78,443	63,749
100-199	528	843	649	65,751	101,836	80,709	523	842	457,763	586,040	596,923	494	833	645	138,764	182,528	132,159	472	604	93,305	75,881
200-399	149	210	160	36,733	50,542	38,780	147	207	274,661	272,159	310,852	140	204	159	77,441	84,888	70,865	142	153	54,171	48,804
400 and over	32	37	(1)	17,038	21,193	(1)	31	38	134,237	129,702	(1)	32	36	(1)	40,959	32,475	(1)	32	(1)	28,953	(1)
400-699	26	32	19	12,038	14,393	9,485	25	31	103,637	96,282	74,634	26	31	18	34,225	26,675	15,290	26	19	25,340	11,855
700 and over	6	5	8	5,000	6,800	8,390	6	5	30,600	33,420	60,408	6	5	8	6,724	5,800	17,475	6	8	3,613	9,510

[1] Comparison with later censuses may be found in groups below beginning with 400-699.

COUNTY TABLE 1.—CHICKENS ON FARMS 1940, 1935, AND 1930; CHICKEN EGGS PRODUCED AND CHICKENS RAISED 1939, 1934, AND 1929; AND CHICKENS SOLD, 1939 AND 1929; CLASSIFIED BY NUMBER ON HAND—Continued

(Chickens on hand over 4 months old Apr. 1, 1940 and over 3 months old Jan. 1, 1935 and Apr. 1, 1930)

STATE OR COUNTY AND NUMBER OF CHICKENS ON HAND	CHICKENS ON HAND						CHICKEN EGGS PRODUCED					CHICKENS RAISED						CHICKENS SOLD			
	Farms reporting			Number			Farms reporting		Dozens			Farms reporting			Number			Farms reporting		Number	
	1940 (Apr.1)	1935 (Jan.1)	1930 (Apr.1)	1940 (Apr. 1)	1935 (Jan. 1)	1930 (Apr. 1)	1939	1934	1939	1934	1929	1939	1934	1929	1939	1934	1929	1939	1929	1939	1929
VIRGINIA—Contd.																					
Bath																					
Total	783	529	535	62,447	24,635	29,958	771	518	248,795	95,901	186,432	740	485	522	116,033	45,166	58,587	514	381	78,812	33,306
None	—	—	—	—	—	—	12	—	7,361	—	—	12	—	—	3,532	—	—	10	—	3,270	—
Under 25	163	137	311	2,542	2,048	8,632	149	129	16,264	6,136	50,240	135	110	304	6,370	4,104	21,504	46	210	1,652	12,616
25-49	227	225		7,422	7,409		221	222	53,090	25,166		217	210		17,802	12,545		129		9,230	
50-99	167	130	159	9,728	7,938	9,601	165	130	50,020	28,990	55,985	163	128	155	22,054	11,341	19,158	126	126	13,540	11,495
100-199	155	29	52	17,140	3,210	5,875	153	29	60,035	13,284	36,140	144	29	50	31,250	4,488	11,055	141	37	25,980	5,620
200-399	53	7	5	13,015	1,830	1,250	53	7	31,675	6,525	7,800	51	7	5	15,150	2,463	1,270	46	4	11,590	825
400 and over	18	1	(1)	12,600	2,200	(1)	18	1	30,350	15,800	(1)	18	1	(1)	19,875	10,225	(1)	16	(1)	13,550	(1)
400-699	15	—	6	6,900	—	2,600	15	—	14,950	—	16,267	15	—	6	9,175	—	3,200	16	4	13,550	2,750
700 and over	3	1	2	5,700	2,200	2,000	3	1	15,400	15,800	20,000	3	1	2	10,700	10,225	2,400				
Bedford																					
Total	3,787	3,906	3,656	124,714	133,690	128,403	3,681	3,809	859,879	632,322	926,646	3,568	3,692	3,610	277,769	277,598	317,559	2,397	2,611	112,546	142,635
None	—	—	—	—	—	—	24	4	3,968	455	615	25	6	9	1,439	345	524	15	9	749	405
Under 25	1,605	1,477	2,921	23,797	22,492	72,475	1,511	1,400	165,890	102,967	538,524	1,416	1,302	2,875	63,468	56,773	207,492	723	2,000	17,592	89,867
25-49	1,557	1,622		50,016	53,089		1,528	1,804	342,444	253,588		1,515	1,590		113,089	116,795		1,131		40,656	
50-99	520	692	657	30,931	41,250	38,940	514	689	197,265	187,088	263,892	509	683	629	60,938	78,354	80,102	432	514	28,992	37,020
100-199	76	103	75	8,690	11,939	8,893	75	101	46,353	57,463	57,681	74	99	74	15,405	20,026	15,334	68	66	7,142	8,073
200-399	19	6	18	4,655	1,200	4,545	19	6	40,461	5,700	34,735	19	6	19	12,150	1,405	6,032	18	17	9,865	3,440
400-799	7	5	(1)	3,925	2,920	(1)	7	5	30,875	25,061	(1)	7	5	(1)	7,680	3,200	(1)	7	(1)	5,100	(1)
800 and over	3	1	(1)	2,700	800	(1)	3	—	32,625	—	(1)	3	1	(1)	3,600	700	(1)	3	(1)	2,450	(1)
400-699	6	3	3	3,225	1,450	1,450	6	3	22,350	9,200	10,999	6	3	3	6,680	1,600	3,550	6	3	4,600	2,100
700 and over	4	3	2	3,400	2,270	2,300	4	2	41,150	15,861	20,200	4	3	2	4,600	2,300	4,525	4	2	2,950	1,730
Bland																					
Total	853	808	671	46,001	42,612	35,495	834	799	299,345	252,621	234,240	823	787	638	66,460	57,198	50,863	672	555	35,206	28,531
None	—	—	—	—	—	—	1	—	100	—	135	2	—	2	135	—	95	1	2	75	70
Under 25	171	104	348	2,665	1,785	10,229	161	101	19,552	10,869	73,874	149	95	322	5,313	3,230	18,240	84	264	2,056	9,902
25-49	289	352		9,924	11,933		282	350	58,937	75,660		280	345		15,950	19,412		226		7,857	
50-99	280	250	241	17,498	15,789	15,144	277	246	109,040	92,945	94,171	279	245	234	25,829	20,381	21,517	251	218	13,148	12,789
100-199	103	91	77	12,034	10,465	8,962	103	91	77,296	59,412	58,170	103	91	75	15,373	11,500	10,066	100	66	9,540	5,330
200-399	6	10	5	1,480	2,240	1,160	6	10	11,920	11,545	7,890	6	10	5	1,320	2,375	945	6	5	630	440
400 and over	4	1	—	2,400	400	—	4	1	22,500	2,190	—	4	1	—	2,540	300	—	4	—	1,900	—
Botetourt																					
Total	1,548	1,498	1,421	69,572	81,061	83,766	1,500	1,304	504,308	258,287	603,780	1,472	1,434	1,362	187,418	161,789	156,735	897	958	106,282	74,501
None	—	—	—	—	—	—	20	1	2,565	25	—	25	3	1	7,263	65	1,500	16	1	6,379	1,300
Under 25	530	336	784	7,674	5,363	21,113	482	283	48,489	14,908	159,615	452	299	740	25,448	14,589	49,882	194	434	11,311	19,895
25-49	557	517		18,448	17,262		542	438	122,757	48,464		540	499		41,963	34,033		332		17,214	
50-99	324	453	447	19,731	27,630	28,036	322	403	138,614	73,760	197,752	320	444	437	44,408	52,115	52,141	233	359	22,855	24,069
100-199	105	151	145	12,099	17,652	17,160	102	140	84,103	52,783	120,452	103	150	139	26,423	32,772	24,352	93	124	17,148	13,906
200-399	26	36	31	6,620	8,669	7,682	26	34	50,040	41,477	49,375	26	35	31	11,813	18,365	12,370	23	28	7,575	7,315
400-799	3	3	(1)	1,400	1,785	(1)	3	3	14,720	14,370	(1)	3	2	(1)	10,100	2,350	(1)	3	(1)	5,800	(1)
800 and over	3	2	(1)	3,600	2,700	(1)	3	2	43,020	12,500	(1)	3	2	(1)	20,000	7,500	(1)	3	(1)	18,000	(1)
400-699	3	2	8	1,400	1,085	3,650	3	2	14,720	7,800	32,362	3	1	8	10,100	850	5,030	3	6	5,800	2,030
700 and over	3	3	6	3,600	3,400	6,125	3	3	43,020	19,070	44,224	3	3	6	20,000	9,000	11,460	3	6	18,000	5,986

Brunswick																				
Total	2,223	2,281	2,371	45,230	60,703	49,752	2,138	2,241	306,609	189,271	271,959	2,096	2,200	2,191	139,675	151,944	162,365	597	1,052	35,069	43,604
None	—	—	—	—	—	—	7	—	423	—	330	12	—	8	513	—	425	4	4	280	63
Under 25	1,556	1,272	2,248	20,087	17,939	40,115	1,486	1,241	141,483	53,709	217,552	1,431	1,204	2,061	63,460	52,360	141,726	327	964	9,189	36,431
25-49	556	735		17,273	23,194		536	728	110,577	69,722		546	726		51,756	58,334		207		14,898	
50-99	92	225	98	5,322	13,017	5,565	90	224	33,823	39,084	30,497	88	222	97	14,550	27,404	13,854	46	65	4,621	4,016
100-199	16	43	18	1,793	4,843	2,155	16	42	11,478	17,006	12,479	16	42	18	4,946	11,210	4,320	10	15	2,576	2,094
200 and over	3	6	7	755	1,710	1,917	3	6	8,825	9,750	11,101	3	6	7	4,450	2,636	2,040	3	6	3,505	1,000
Buchanan																					
Total	2,144	2,613	1,909	61,128	77,859	51,285	1,990	2,457	287,873	261,954	347,681	1,924	2,365	1,827	87,398	111,157	85,823	720	1,062	22,508	35,455
None	—	—	—	—	—	—	7	1	710	100	1,540	12	3	11	845	64	510	11	11	871	375
Under 25	1,025	1,145	1,685	15,471	16,456	36,939	900	1,011	81,171	60,307	255,169	856	941	1,594	25,720	27,196	67,594	262	892	5,326	27,614
25-49	805	1,055		25,352	32,593		773	1,021	120,601	115,013		747	998		33,695	47,150		287		7,735	
50-99	289	390	200	16,729	23,479	11,727	285	383	67,005	71,711	70,327	284	380	198	21,046	30,559	14,440	146	142	6,385	6,252
100 and over	25	43	24	3,576	5,331	2,619	25	41	18,386	14,823	20,645	25	43	24	6,092	6,188	3,279	14	17	2,191	1,212
Buckingham																					
Total	1,676	2,081	1,591	49,573	58,700	48,014	1,609	2,015	323,488	267,577	363,902	1,579	1,958	1,515	141,743	137,938	153,860	663	1,034	58,773	66,014
None	—	—	—	—	—	—	7	1	780	36	150	9	1	3	369	60	95	2	2	90	58
Under 25	927	1,170	1,352	12,168	15,545	28,672	866	1,115	69,515	61,552	219,318	837	1,064	1,278	36,304	40,969	109,706	216	831	7,066	43,945
25-49	504	611		15,903	19,359		493	601	98,727	82,883		491	597		41,342	44,517		276		15,730	
50-99	193	239	186	11,676	14,608	11,311	191	237	74,235	66,316	76,783	190	236	181	25,277	33,155	29,174	125	155	10,839	14,128
100-199	40	52	44	4,604	5,788	5,051	40	52	29,120	33,135	38,031	40	51	44	6,976	8,362	9,385	33	37	3,038	4,378
200-399	8	6	6	2,072	1,500	1,510	8	6	15,911	11,065	12,780	8	6	6	12,575	2,375	2,550	7	6	11,210	1,675
400 and over	4	3	3	3,150	1,900	1,470	4	3	35,200	12,590	16,840	4	3	3	18,900	8,500	2,950	4	3	12,800	1,850
Campbell																					
Total	2,322	2,811	2,332	85,067	98,979	78,485	2,224	2,587	657,160	481,833	561,456	2,106	2,536	2,218	221,756	209,579	222,429	1,175	1,486	94,588	95,167
None	—	—	—	—	—	—	15	6	2,604	825	—	25	5	—	2,895	765	—	15	—	1,948	—
Under 25	1,162	1,325	1,951	15,817	19,378	44,027	1,078	1,138	107,714	81,512	313,041	978	1,099	1,841	48,528	47,536	146,903	399	1,184	12,972	57,885
25-49	762	968		24,392	30,708		740	934	156,873	144,920		717	924		67,876	72,511		448		26,368	
50-99	279	400	292	17,073	23,441	17,717	275	392	121,936	108,329	110,278	268	391	290	43,930	48,329	42,620	205	226	21,082	18,888
100-199	86	77	64	10,300	9,140	7,863	85	76	75,120	44,174	56,270	85	76	63	24,104	14,408	14,721	77	54	13,582	7,399
200-399	21	29	17	4,935	6,987	3,978	21	29	55,408	37,905	32,974	21	29	16	15,525	12,530	4,685	21	14	12,060	2,895
400-799	7	8	(1)	3,350	4,025	(1)	7	8	35,380	34,718	(1)	7	8	(1)	6,100	6,200	(1)	6	(1)	3,176	(1)
800-1599	2	3	(1)	1,900	3,300	(1)	2	3	19,400	22,250	(1)	2	3	(1)	3,300	4,300	(1)	4	(1)	3,400	(1)
1600 and over	3	1	(1)	7,300	2,000	(1)	3	1	82,725	7,200	(1)	3	1	(1)	9,500	3,000	(1)				
400-699	6	7	6	2,600	3,325	2,800	6	7	27,580	30,218	24,743	6	7	6	5,000	5,000	10,500	6	6	3,176	6,500
700-999	2	2	—	1,650	1,500	—	2	2	18,800	11,800	—	2	2	—	2,900	2,000	—	1	—	800	—
1000 and over	4	3	2	8,300	4,500	2,100	4	3	93,125	22,150	24,150	4	3	2	11,000	6,500	3,000	3	2	2,600	1,600
Caroline																					
Total	1,621	2,265	2,088	103,947	109,673	100,507	1,592	2,211	877,000	733,079	784,438	1,547	2,157	2,074	253,415	204,739	231,639	788	1,518	125,074	98,472
None	—	—	—	—	—	—	4	—	445	—	1,998	21	6	10	3,387	134	465	11	7	2,827	287
Under 25	597	871	1,389	8,057	11,436	33,919	578	831	59,538	62,876	273,582	532	788	1,370	30,827	32,840	104,398	134	901	10,107	39,938
25-49	470	736		14,883	23,562		461	729	115,624	152,111		449	718		45,637	52,103		223		21,432	
50-99	296	413	448	18,339	25,533	28,073	293	408	147,463	162,327	215,815	291	405	444	47,115	50,422	64,285	201	387	21,696	29,698
100-199	141	161	201	18,038	19,050	23,565	139	159	139,026	135,990	176,854	137	157	200	49,445	32,194	40,266	114	178	28,973	18,833
200-399	78	60	41	19,840	15,067	9,765	78	60	192,849	108,051	79,828	78	59	41	35,230	21,347	14,005	69	37	17,810	6,466
400-799	32	20	(1)	15,840	9,575	(1)	32	20	157,935	79,104	(1)	32	20	(1)	23,778	12,939	(1)	30	(1)	11,660	(1)
800 and over	7	4	(1)	8,950	5,450	(1)	7	4	64,120	32,620	(1)	7	4	(1)	17,996	2,760	(1)	6	(1)	10,569	(1)
400-699	31	20	7	15,140	9,575	3,685	31	20	150,155	79,104	25,161	31	20	7	22,828	12,939	6,220	29	6	11,410	2,150
700-999	4	3	2	3,200	2,450	1,500	4	3	29,720	17,020	11,200	4	3	2	3,700	2,560	2,000	3	2	889	1,100
1000 and over	4	1	—	6,450	3,000	—	4	1	42,200	15,600	—	4	1	—	15,246	200	—	4	—	9,930	—
Carroll																					
Total	3,600	3,590	3,170	108,086	113,444	105,210	3,532	3,453	644,328	601,136	853,875	3,332	3,329	3,101	155,144	164,848	181,363	2,409	2,502	75,316	111,195
None	—	—	—	—	—	—	36	12	3,680	845	3,160	36	10	15	1,176	1,148	621	38	14	919	547
Under 25	1,709	1,553	2,559	24,690	22,927	62,085	1,631	1,436	145,721	116,631	512,980	1,514	1,361	2,483	48,895	44,099	122,071	964	1,945	20,793	74,385
25-49	1,326	1,396		43,674	45,802		1,307	1,377	264,613	521,839		1,247	1,336		59,186	67,886		988		29,097	

[1] Comparison with later censuses may be found in groups below beginning with 400-699.

COUNTY TABLE 1.—CHICKENS ON FARMS 1940, 1935, AND 1930; CHICKEN EGGS PRODUCED AND CHICKENS RAISED 1939, 1934, AND 1929; AND CHICKENS SOLD, 1939 AND 1929; CLASSIFIED BY NUMBER ON HAND—Continued

(Chickens on hand over 4 months old Apr. 1, 1940 and over 3 months old Jan. 1, 1935 and Apr. 1, 1930)

STATE OR COUNTY AND NUMBER OF CHICKENS ON HAND	CHICKENS ON HAND						CHICKEN EGGS PRODUCED					CHICKENS RAISED						CHICKENS SOLD			
	Farms reporting			Number			Farms reporting		Dozens			Farms reporting			Number			Farms reporting		Number	
	1940 (Apr.1)	1935 (Jan.1)	1930 (Apr.1)	1940 (Apr. 1)	1935 (Jan. 1)	1930 (Apr. 1)	1939	1934	1939	1934	1929	1939	1934	1929	1939	1934	1929	1939	1929	1939	1929
VIRGINIA—Contd.																					
Carroll—Contd.																					
50-99	497	565	543	30,482	34,658	33,132	491	554	178,313	186,678	253,793	467	550	537	35,055	40,100	47,059	386	482	19,551	28,504
100-199	59	64	58	6,795	7,092	6,593	59	63	39,873	35,308	52,520	59	61	58	6,982	8,315	9,321	46	51	3,106	6,639
200 and over	9	12	10	2,425	2,965	3,400	8	11	12,128	9,835	22,422	9	11	10	3,850	3,300	2,291	7	10	1,850	1,118
Charles City																					
Total	312	644	530	25,577	28,520	28,949	309	638	209,501	194,499	252,669	310	562	507	50,791	51,406	62,434	138	249	19,894	22,362
None	—	—	—	—	—	—	—	—	—	—	—	—	—	—	—	—	—	—	—	—	—
Under 25	140	380	369	1,894	4,816	7,858	138	375	10,673	23,782	53,961	138	320	350	5,809	10,002	24,721	31	143	688	6,774
25-49	79	153		2,562	4,739		78	153	14,313	25,857		79	134		7,442	8,558		38		1,968	
50-99	40	57	95	2,346	3,394	5,740	40	56	12,385	20,048	40,064	40	55	92	5,315	5,955	13,128	22	52	1,899	4,188
100-199	19	25	42	2,240	3,141	5,076	19	25	14,800	15,810	37,915	19	24	42	4,855	6,736	9,100	14	32	1,160	3,750
200-399	18	17	12	5,765	4,130	3,075	18	17	47,845	26,810	28,538	18	17	12	9,470	5,970	5,685	17	10	4,779	2,700
400-799	12	8	(1)	5,970	4,150	(1)	12	8	58,685	39,244	(1)	12	8	(1)	11,200	5,735	(1)	12	(1)	4,900	(1)
800 and over	4	4	(1)	4,800	4,150	(1)	4	4	50,800	42,948	(1)	4	4	(1)	6,700	8,450	(1)	4	(1)	4,500	(1)
400-699	12	8	7	5,970	4,150	3,300	12	8	58,685	39,244	48,931	12	8	7	11,200	5,735	4,400	12	7	4,900	2,400
700-999	—	3	4	—	2,650	2,900	—	3	—	28,948	33,900	—	3	3	—	7,600	3,400	—	4	—	1,750
1000 and over	4	1	1	4,800	1,500	1,000	4	1	50,800	14,000	9,360	4	1	1	6,700	850	2,000	4	1	4,500	800
Charlotte																					
Total	2,048	2,297	2,111	69,361	74,534	61,573	1,951	2,230	524,944	342,096	362,075	1,897	2,173	2,017	204,523	199,491	202,913	999	1,460	88,442	94,705
None	—	—	—	—	—	—	17	—	2,041	—	75	24	2	1	8,304	40	260	12	1	7,196	50
Under 25	1,157	1,198	1,892	15,957	16,655	38,056	1,066	1,152	106,754	60,586	198,745	1,014	1,107	1,802	56,789	57,000	144,072	429	1,280	15,603	62,407
25-49	629	784		20,237	25,060		608	770	135,200	94,570		606	759		61,987	69,558		361		21,799	
50-99	173	234	159	10,324	14,222	9,611	171	228	66,899	58,936	52,859	167	229	155	26,443	31,867	21,906	119	127	11,815	9,259
100-199	50	52	38	5,868	5,982	4,816	50	52	36,987	29,374	30,549	47	50	37	15,962	13,635	8,830	41	31	9,644	3,991
200-399	24	17	14	6,525	4,615	3,640	24	16	60,602	34,600	31,182	24	14	14	16,938	7,365	10,305	22	13	10,235	7,538
400-799	11	9	(1)	6,250	4,650	(1)	11	9	58,275	34,930	(1)	11	9	(1)	8,600	14,726	(1)	11	(1)	6,350	(1)
800 and over	4	3	(1)	4,200	3,350	(1)	4	3	58,186	29,100	(1)	4	3	(1)	9,500	5,300	(1)	4	(1)	5,800	(1)
400-699	8	8	4	4,100	3,950	1,950	8	8	39,275	29,530	15,555	8	8	4	5,400	9,726	7,090	8	4	4,000	4,380
700-999	4	2	3	2,950	1,500	2,500	4	2	23,680	10,400	23,110	4	2	3	6,200	5,800	4,950	4	3	3,350	3,580
1000 and over	3	2	1	3,400	2,550	1,000	3	2	53,506	24,100	10,000	3	2	1	6,500	4,500	5,500	3	1	4,800	3,500
Chesterfield																					
Total	1,358	2,071	1,149	102,221	131,829	94,918	1,290	1,946	914,881	851,293	737,893	1,276	1,865	1,093	307,132	286,561	237,121	469	701	191,798	116,382
None	—	—	—	—	—	—	17	2	7,849	330	16,624	33	13	8	50,338	4,742	2,935	17	4	40,384	3,105
Under 25	622	933	702	8,422	12,555	16,571	568	866	43,597	50,324	129,752	545	769	652	34,930	50,868	50,098	87	352	12,862	17,504
25-49	362	581		11,501	18,302		348	541	64,663	88,555		339	551		36,595	41,217		110		16,213	
50-99	184	318	253	11,126	19,488	15,923	176	306	68,605	91,104	120,470	173	298	249	36,635	35,621	35,241	96	178	20,984	15,656
100-199	77	124	106	10,012	15,199	12,987	71	119	80,704	87,293	80,117	76	121	98	25,302	38,428	25,024	60	85	16,242	11,673
200-399	58	53	45	15,193	13,015	12,217	55	52	127,844	78,818	95,558	56	52	43	29,998	24,745	43,276	49	41	18,855	23,876
400-799	35	36	(1)	18,572	18,445	(1)	35	36	185,302	161,647	(1)	34	36	(1)	36,284	33,740	(1)	31	(1)	26,348	(1)
800-1599	13	21	(1)	13,695	21,325	(1)	13	20	183,061	205,970	(1)	13	20	(1)	33,350	40,700	(1)	13	(1)	25,870	(1)
1600 and over	7	5	(1)	13,700	13,500	(1)	7	4	153,256	87,252	(1)	7	5	(1)	23,700	16,500	(1)	6	(1)	14,040	(1)
400-699	31	32	22	15,722	15,645	10,770	31	32	152,752	125,667	79,229	30	32	22	32,234	29,090	19,227	27	20	23,273	10,786
700-999	9	13	7	7,045	10,275	5,650	9	12	83,320	103,322	42,570	9	12	7	14,200	17,450	7,900	9	7	10,195	4,150
1000 and over	15	17	14	23,200	27,350	20,800	15	16	285,547	225,880	173,573	15	17	14	46,900	44,400	53,420	14	14	32,790	29,632

Clarke																				
Total	450	537	500	31,174	42,476	44,103	402	525	135,769	143,836	274,308	410	515	498	48,833	59,305	67,518	231	342	21,068	24,062
None	—	—	—	—	—	—	1	5	50	745	860	1	5	2	100	173	160	1	2	25	230
Under 25	51	63	131	839	992	3,611	41	59	2,295	3,888	21,575	47	56	128	2,359	2,664	8,373	12	69	923	2,567
25-49	106	113		3,329	3,752		89	108	12,608	10,291		101	105		6,492	6,328		27		1,297	
50-99	179	182	179	11,469	11,671	11,636	163	177	47,726	40,557	78,329	158	173	178	18,700	15,645	20,340	112	118	8,253	6,363
100-199	98	149	150	11,512	18,456	17,660	92	146	54,334	65,389	94,817	87	146	150	15,482	22,375	23,855	65	122	7,730	8,372
200 and over	16	30	40	4,025	7,605	11,196	16	30	18,756	22,956	78,727	16	30	40	5,700	12,120	14,790	14	31	2,840	6,530
Craig																					
Total	479	589	495	19,192	24,856	21,196	462	581	147,569	118,153	146,573	453	567	475	43,804	48,739	39,175	322	385	18,880	19,994
None	—	—	—	—	—	—	—	—	—	—	320	—	—	2	—	—	55	—	1	—	15
Under 25	110	180	318	1,800	2,456	9,280	101	153	14,516	9,735	65,662	97	141	300	5,601	5,173	19,423	52	225	1,670	8,678
25-49	228	233		7,472	7,939		220	232	56,890	40,880		217	230		17,040	16,509		150		6,270	
50-99	119	156	151	7,163	9,603	8,908	119	156	52,758	47,390	57,096	117	156	147	14,457	19,315	16,222	99	135	6,114	9,451
100-199	19	37	24	2,092	4,108	2,608	19	37	15,465	17,658	20,295	19	37	24	3,406	7,242	3,175	18	22	2,111	1,610
200 and over	3	3	2	665	750	400	3	3	7,940	2,490	3,200	3	3	2	3,300	500	300	3	2	2,715	260
Culpeper																					
Total	1,143	1,516	1,182	81,55	94,693	93,061	1,104	1,466	732,013	432,847	802,200	1,074	1,436	1,178	178,211	165,861	181,528	799	966	86,744	87,689
None	—	—	—	—	—	—	5	2	680	200	5,905	8	3	12	690	145	1,465	7	12	305	550
Under 25	276	335	412	4,124	5,129	12,165	250	314	38,112	17,897	109,246	234	297	403	15,601	13,703	39,087	134	292	5,781	19,085
25-49	320	476		10,663	15,358		309	460	86,015	57,500		307	451		28,711	36,747		210		10,188	
50-99	295	405	436	18,914	25,028	27,910	289	395	151,364	108,914	248,693	279	393	429	43,888	44,667	57,069	234	359	20,977	26,427
100-199	183	225	259	22,809	26,887	31,367	183	222	211,001	138,059	250,600	178	220	259	41,285	43,379	55,247	153	252	22,172	26,789
200-399	49	63	64	11,935	15,327	15,044	49	61	110,297	81,082	129,126	48	60	64	22,615	20,050	19,880	41	60	12,126	9,338
400-799	15	11	(1)	7,505	6,114	(1)	14	11	82,331	27,795	(1)	15	11	(1)	13,821	6,670	(1)	15	(1)	7,545	(1)
800 and over	5	1	(1)	5,600	850	(1)	5	1	52,213	3,400	(1)	5	1	(1)	11,600	500	(1)	5	(1)	7,650	(1)
400-699	13	8	7	6,105	3,964	3,525	12	8	65,231	20,195	30,980	13	8	7	11,510	4,270	4,100	13	7	5,805	2,300
700-999	4	4	4	3,000	3,000	3,050	4	4	30,873	11,000	27,650	4	4	4	4,411	2,900	4,700	4	4	2,890	3,200
1000 and over	3	—	—	4,000	—	—	3	—	38,440	—	—	3	—	—	9,500	—	—	3	—	6,500	—
Cumberland																					
Total	1,150	1,298	970	37,771	52,639	34,624	1,084	1,234	267,055	251,004	236,927	1,005	1,108	892	92,892	103,067	97,838	321	608	33,583	42,328
None	—	—	—	—	—	—	5	—	196	—	1,420	9	2	5	2,420	755	411	4	3	2,098	106
Under 25	714	677	771	8,809	8,847	15,957	655	625	46,598	23,851	98,407	591	529	692	32,092	22,199	56,855	119	436	9,588	21,476
25-49	253	346		8,225	10,935		245	335	62,270	40,498		252	319		20,391	25,414		94		4,836	
50-99	129	185	149	7,842	11,068	9,194	125	184	53,185	46,327	65,647	119	175	145	15,213	19,857	22,112	63	123	5,135	9,966
100-199	31	54	36	3,830	6,604	4,483	31	54	27,120	38,800	28,035	31	50	36	8,031	10,352	9,020	24	33	4,276	5,275
200-399	18	23	10	5,015	5,415	2,565	18	23	42,276	33,755	21,400	18	20	10	9,095	7,265	4,090	12	9	4,400	2,000
400 and over	5	13	4	4,050	9,770	2,425	5	13	35,410	67,773	22,018	5	13	4	5,650	17,225	5,350	5	4	3,250	3,500
Dickenson																					
Total	1,861	2,072	1,422	45,098	56,517	36,258	1,759	1,889	226,826	233,482	237,498	1,692	1,804	1,332	75,386	78,521	63,235	475	632	14,663	20,577
None	—	—	—	—	—	—	22	6	3,119	756	675	22	4	4	1,029	155	120	15	3	561	90
Under 25	1,093	1,012	1,288	15,267	15,154	27,567	989	846	72,914	59,705	177,789	929	774	1,196	29,145	23,808	51,321	200	538	4,773	15,911
25-49	801	831		18,649	26,462		584	810	90,959	108,968		580	798		28,646	36,821		181		4,777	
50-99	145	203	117	8,192	11,871	6,719	142	201	38,575	47,033	45,320	139	202	115	10,961	14,647	9,272	65	77	2,201	3,463
100-199	19	25	16	2,215	2,730	1,697	19	25	14,339	15,764	11,814	19	25	16	4,230	2,905	2,022	11	13	1,476	838
200 and over	3	1	1	775	300	275	3	1	6,920	1,256	1,900	3	1	1	1,375	185	500	3	1	875	275
Dinwiddie																					
Total	1,668	1,993	1,677	57,207	73,502	64,893	1,641	1,958	461,568	360,517	460,852	1,618	1,905	1,648	248,365	224,198	192,939	683	1,112	137,215	92,501
None	—	—	—	—	—	—	13	2	1,299	35	3,510	17	3	6	17,349	178	2,377	10	5	16,653	1,670
Under 25	950	980	1,351	12,378	13,228	28,319	914	952	89,313	45,297	204,951	888	899	1,320	51,273	41,038	105,307	265	837	14,934	42,243
25-49	464	614		14,820	19,157		460	607	112,842	74,801		460	606		55,373	56,073		216		21,541	
50-99	176	287	223	10,773	17,400	13,727	176	286	82,242	79,140	89,745	175	286	219	41,193	46,714	37,516	122	176	24,357	18,547
100-199	54	81	69	6,471	9,917	8,512	54	81	53,500	61,494	57,042	54	80	69	26,735	27,465	19,100	47	60	19,445	10,671
200-399	16	22	24	4,365	5,475	5,999	16	22	38,150	34,378	41,937	16	22	24	13,925	20,530	10,066	15	24	8,785	6,815
400-799	4	5	(1)	1,900	2,975	(1)	4	5	20,360	25,512	(1)	4	5	(1)	17,417	15,100	(1)	4	(1)	15,600	(1)
800 and over	4	4	(1)	6,500	5,350	(1)	4	3	63,862	39,860	(1)	4	4	(1)	25,100	17,100	(1)	4	(1)	15,900	(1)
400-699	3	4	4	1,200	2,225	1,950	3	4	15,860	18,512	11,772	3	4	4	15,450	10,100	3,930	3	4	14,400	3,300
700-999	2	2	4	1,600	1,600	3,126	2	2	14,500	13,600	25,395	2	2	4	3,167	6,100	6,143	2	4	2,100	3,955
1000 and over	3	3	2	5,600	4,500	3,260	3	2	53,862	33,260	26,500	3	3	2	23,900	16,000	8,500	3	2	15,000	5,300

[1] Comparison with later censuses may be found in groups below beginning with 400-699.

COUNTY TABLE 1.—CHICKENS ON FARMS 1940, 1935, AND 1930; CHICKEN EGGS PRODUCED AND CHICKENS RAISED 1939, 1934, AND 1929; AND CHICKENS SOLD, 1939 AND 1929; CLASSIFIED BY NUMBER ON HAND—Continued

(Chickens on hand over 4 months old Apr. 1, 1940 and over 3 months old Jan. 1, 1935 and Apr. 1, 1930)

STATE OR COUNTY AND NUMBER OF CHICKENS ON HAND	CHICKENS ON HAND						CHICKEN EGGS PRODUCED					CHICKENS RAISED						CHICKENS SOLD			
	Farms reporting			Number			Farms reporting		Dozens			Farms reporting			Number			Farms reporting		Number	
	1940 (Apr.1)	1935 (Jan.1)	1930 (Apr.1)	1940 (Apr. 1)	1935 (Jan. 1)	1930 (Apr. 1)	1939	1934	1939	1934	1929	1939	1934	1929	1939	1934	1929	1939	1929	1939	1929
VIRGINIA—Contd.																					
Elizabeth City																					
Total	179	329	212	12,639	19,633	19,642	149	299	103,328	122,931	158,448	167	285	204	113,556	78,328	44,221	53	118	98,977	23,624
None	—	—	—	—	—	—	1	—	300	—	—	7	3	2	62,782	16,050	105	3	1	62,250	10
Under 25	55	103	103	849	1,392	2,747	40	85	5,739	3,679	19,030	44	74	95	2,807	3,370	8,948	6	48	785	3,541
25-49	56	105		1,701	3,287		46	97	11,921	14,235		52	94		4,623	7,175		10		1,305	
50-99	43	86	56	2,614	5,281	3,507	37	82	17,015	29,324	23,674	39	81	55	9,564	22,774	8,042	15	28	5,562	2,745
100-199	15	23	31	1,850	2,748	3,923	15	23	13,300	18,229	28,422	15	21	31	6,780	4,395	6,386	10	21	5,025	2,638
200-399	6	8	13	1,525	1,575	3,215	6	6	14,849	15,340	25,543	6	6	13	19,000	4,552	7,485	5	11	18,450	3,975
400 and over	4	6	9	4,100	5,350	6,250	4	6	40,204	42,124	63,779	4	6	8	8,000	20,010	13,255	4	9	5,600	10,715
Essex																					
Total	853	1,033	1,116	41,564	51,316	56,714	824	994	328,320	226,706	398,929	816	993	1,112	115,054	105,117	142,385	410	890	58,304	70,895
None	—	—	—	—	—	—	4	—	1,145	—	—	5	5	—	20,394	269	—	4	—	18,496	—
Under 25	324	362	681	4,521	5,009	16,111	300	329	25,534	12,279	106,189	297	330	678	14,250	13,954	59,449	107	513	4,037	29,773
25-49	258	312		8,654	9,834		252	310	56,760	33,806		246	304		21,027	21,703		116		6,757	
50-99	180	237	291	10,933	14,506	17,638	177	235	83,958	57,090	128,848	177	234	290	29,120	29,670	43,796	110	254	13,668	22,329
100-199	67	94	110	8,386	11,267	12,685	67	92	73,313	44,554	95,335	67	93	110	15,208	19,926	23,270	52	94	7,341	11,870
200-399	18	21	27	4,480	4,850	6,430	18	21	39,120	21,931	39,907	18	21	27	8,705	6,120	7,620	16	23	4,660	2,823
400 and over	6	7	7	4,590	5,850	3,850	6	7	48,490	57,046	28,650	6	6	7	6,350	13,475	8,250	5	6	3,345	4,100
Fairfax																					
Total	1,287	1,757	1,155	100,574	139,927	123,056	1,171	1,727	805,485	1,020,817	1,080,041	1,070	1,668	1,150	235,224	219,771	205,669	606	866	145,119	113,084
None	—	—	—	—	—	—	13	1	7,522	25,000	750	17	3	1	4,299	4,025	1,000	12	1	3,434	800
Under 25	356	383	423	5,176	5,700	11,995	305	372	38,386	31,728	123,898	251	347	420	32,327	13,572	30,920	96	257	22,652	14,460
25-49	388	563		12,555	18,050		356	559	89,630	102,828		324	538		25,770	38,898		145		9,305	
50-99	292	465	376	18,055	28,386	24,269	274	458	121,744	170,404	213,679	264	450	374	34,017	46,605	40,799	163	291	14,666	18,493
100-199	139	255	241	17,207	28,498	29,367	134	229	126,336	184,822	234,750	125	226	240	33,946	40,988	41,562	111	212	20,141	23,005
200-399	58	75	67	14,889	18,103	16,425	55	74	108,367	110,396	138,423	56	70	67	23,415	24,753	23,145	49	58	13,253	12,602
400-799	23	19	(1)	11,679	9,735	(1)	23	18	130,216	77,683	(1)	22	18	(1)	31,750	11,210	(1)	19	(1)	26,096	(1)
800-1599	7	9	(1)	8,513	10,200	(1)	7	8	73,309	87,480	(1)	7	8	(1)	30,200	18,285	(1)	7	(1)	24,900	(1)
1600 and over	4	8	(1)	12,500	21,255	(1)	4	8	110,175	230,476	(1)	4	8	(1)	19,500	21,435	(1)	4	(1)	10,672	(1)
400-699	21	17	28	10,229	8,285	13,250	21	16	124,176	57,883	125,289	20	17	28	26,975	10,660	24,243	17	27	21,046	14,049
700-999	3	2	8	2,350	1,450	6,050	3	2	16,990	19,800	56,360	3	1	8	5,475	550	7,400	3	8	5,850	4,950
1000-2499	7	14	10	9,613	20,455	15,900	7	13	74,839	189,956	134,892	7	13	10	34,500	30,220	27,800	7	10	26,600	17,725
2500 and over	3	3	2	10,500	11,000	5,800	3	3	97,695	128,000	52,000	3	3	2	14,500	9,500	8,800	3	2	8,172	7,000
Fauquier																					
Total	1,930	2,114	1,663	130,079	164,845	129,816	1,861	2,065	908,718	956,302	904,643	1,819	2,062	1,652	232,427	257,678	220,391	788	1,244	99,926	98,141
None	—	—	—	—	—	—	6	—	1,918	—	2,500	14	1	6	4,410	14	905	7	5	3,705	810
Under 25	394	317	564	5,839	5,051	16,395	362	300	34,295	23,207	132,569	340	303	554	16,181	11,149	45,970	93	353	5,543	19,042
25-49	545	595		17,325	19,618		526	578	104,465	98,625		510	571		32,960	36,310		168		8,683	
50-99	575	608	642	36,049	38,374	42,318	560	602	223,399	229,171	302,470	546	601	638	74,584	57,255	79,599	264	496	32,115	34,157
100-199	298	439	373	35,938	53,992	44,440	291	432	243,685	307,506	290,746	293	433	370	56,364	70,129	63,169	177	315	24,090	28,420
200-399	97	124	73	25,878	29,760	17,720	95	122	195,614	174,529	109,091	95	122	73	34,753	39,631	20,045	64	64	19,305	8,964
400-799	18	25	(1)	8,250	11,950	(1)	18	25	67,692	80,836	(1)	18	25	(1)	9,675	27,390	(1)	12	(1)	4,385	(1)
800 and over	3	6	(1)	2,800	6,100	(1)	3	6	37,650	42,428	(1)	3	6	(1)	3,500	15,800	(1)	3	(1)	2,100	(1)
400-699	18	23	6	8,250	10,550	2,635	18	23	67,692	70,326	18,972	18	23	6	9,675	25,790	3,180	12	6	4,385	1,800
700 and over	3	8	5	2,800	7,500	6,308	3	8	37,650	52,938	48,295	3	8	5	3,500	17,400	7,523	3	5	2,100	4,948

Floyd																				
Total	2,125	2,249	2,106	85,043	94,189	90,090	2,062	2,207	667,821	534,838	646,949	1,925	2,102	2,091	143,303	127,339	135,068	1,473	1,698	81,114	72,214
None	———	———	———	———	———	———	14	7	2,360	1,370	2,330	11	7	9	1,101	390	546	15	6	1,065	284
Under 25	602	520	1,457	9,907	8,563	42,224	551	483	70,513	46,995	294,331	499	429	1,436	18,904	13,856	68,977	321	1,112	9,452	35,841
25-49	978	1,056		32,771	35,513		963	1,048	262,531	213,275		907	1,007		52,489	48,147		716		27,195	
50-99	453	564	550	28,036	34,627	34,012	445	562	213,273	191,518	245,233	422	558	547	40,264	42,846	46,850	347	490	22,548	25,881
100-199	73	97	84	9,039	11,366	10,207	70	96	68,580	59,313	73,622	67	91	84	16,605	15,420	12,293	59	77	11,154	6,740
200-399	15	7	13	3,690	1,750	2,797	15	7	32,790	12,350	23,343	15	7	13	8,240	5,050	5,502	14	11	5,100	2,668
400 and over	4	5	2	1,600	2,350	850	4	4	17,774	10,017	8,090	4	5	2	5,700	3,630	900	3	2	4,600	800
Fluvanna																					
Total	1,038	1,244	1,003	50,964	54,039	41,566	1,017	1,227	399,677	316,123	309,156	977	1,179	943	129,059	130,336	104,124	421	669	68,646	46,136
None	———	———	———	———	———	———	5	2	2,040	72	610	6	5	6	4,703	14,018	543	6	4	4,390	400
Under 25	504	505	739	6,597	6,734	17,832	484	494	34,763	32,252	130,251	455	453	675	23,835	18,992	53,417	88	442	8,868	21,382
25-49	297	434		9,791	14,140		293	429	59,680	74,291		288	421		23,279	32,610		156		7,233	
50-99	133	202	198	7,957	12,015	12,201	131	200	48,220	70,185	88,709	127	201	198	20,177	27,031	27,959	83	162	10,111	14,345
100-199	51	67	46	6,469	8,080	5,398	51	66	55,359	52,459	39,778	50	65	46	19,910	20,430	9,120	43	43	14,354	4,864
200-399	35	21	17	9,225	5,390	4,485	35	21	95,735	37,774	33,143	34	20	17	21,430	8,330	10,985	28	15	13,705	4,120
400-799	15	14	(1)	7,375	6,580	(1)	15	14	71,360	41,390	(1)	14	13	(1)	10,975	7,925	(1)	14	(1)	7,635	(1)
800 and over	3	1	(1)	3,550	1,100	(1)	3	1	32,520	7,700	(1)	3	1	(1)	4,750	1,000	(1)	3	(1)	2,350	(1)
400-699	15	13	3	7,375	5,880	1,650	15	13	71,360	38,270	16,665	14	12	3	10,975	6,875	2,100	14	3	7,635	1,025
700-999	———	1	———	———	700	———	———	1	———	3,120	———	———	1	———	———	1,050	———	———	———	———	———
1000 and over	3	1	———	3,550	1,100	———	3	1	32,520	7,700	———	3	1	———	4,750	1,000	———	3	———	2,350	———
Franklin																					
Total	3,520	3,630	3,486	119,136	132,099	115,348	3,432	3,500	760,628	673,933	779,346	3,388	3,387	3,479	343,263	296,483	291,087	2,280	2,469	178,952	158,137
None	———	———	———	———	———	———	19	19	2,450	1,018	165	23	20	4	2,465	1,131	365	17	2	2,058	264
Under 25	1,810	1,498	2,963	26,755	22,487	67,736	1,724	1,382	134,497	107,706	443,943	1,683	1,318	2,952	89,594	64,012	209,694	957	2,042	35,199	96,257
25-49	1,250	1,429		39,950	46,096		1,232	1,407	208,431	210,116		1,228	1,370		104,805	108,426		907		43,566	
50-99	308	538	413	18,573	32,709	24,755	305	529	114,404	140,827	140,810	303	519	413	47,213	65,495	48,784	257	335	26,719	24,473
100-199	90	110	69	11,688	13,077	8,190	90	108	94,135	68,396	63,208	89	106	69	34,321	23,919	13,904	81	55	23,179	6,740
200-399	48	43	29	12,450	10,945	7,092	48	43	117,405	77,470	59,800	48	42	29	36,775	18,900	9,465	47	25	27,861	5,603
400-799	9	11	(1)	4,850	5,985	(1)	9	11	42,230	60,900	(1)	9	11	(1)	12,950	12,600	(1)	9	(1)	8,350	(1)
800 and over	5	1	(1)	4,870	800	(1)	5	1	47,076	7,500	(1)	5	1	(1)	15,140	2,000	(1)	5	(1)	12,020	(1)
400-699	7	8	9	3,400	3,835	4,175	7	8	24,430	41,300	39,680	7	8	9	8,450	9,000	5,375	7	8	4,750	4,100
700-999	4	4	1	3,150	2,950	700	4	4	38,900	27,100	6,560	4	4	1	14,700	5,600	700	4	1	12,600	300
1000 and over	3	———	2	3,170	———	2,700	3	———	25,976	———	25,180	3	———	2	4,940	———	2,800	3	1	3,020	400
Frederick																					
Total	1,469	1,704	1,546	87,633	118,835	117,423	1,409	1,652	589,931	680,148	824,406	1,279	1,600	1,529	181,672	163,584	176,874	785	1,184	102,295	85,436
None	———	———	———	———	———	———	6	———	12,765	———	1,320	14	4	4	9,550	1,765	343	13	4	7,990	265
Under 25	326	259	584	4,887	3,852	16,690	289	229	35,834	15,629	121,563	247	204	568	23,719	8,128	32,330	90	369	13,840	14,133
25-49	463	485		15,526	16,308		447	470	98,046	85,003		389	453		30,957	27,299		219		15,172	
50-99	419	551	582	26,562	34,519	38,029	410	548	164,387	192,389	262,867	381	537	578	41,031	47,443	55,463	254	478	18,663	26,113
100-199	209	324	309	25,303	39,449	38,547	206	322	162,078	226,238	259,226	197	317	308	41,645	50,193	50,453	166	274	25,118	24,157
200-399	44	70	53	10,655	16,679	12,902	43	70	82,441	103,528	90,493	43	70	53	25,270	16,806	16,435	38	43	17,312	7,728
400 and over	8	15	18	4,700	8,028	11,255	8	15	34,380	57,381	88,937	8	15	18	9,500	11,950	21,850	7	16	6,200	13,040
Giles																					
Total	1,107	1,277	1,166	48,023	59,775	54,636	1,031	1,247	348,403	295,114	370,462	1,030	1,235	1,090	81,844	89,158	82,879	597	809	31,988	39,953
None	———	———	———	———	———	———	8	2	1,301	550	680	10	4	5	403	320	224	5	5	209	140
Under 25	298	264	712	4,391	4,146	19,457	244	240	29,952	16,239	133,282	241	237	636	9,630	7,938	33,018	101	449	3,646	15,247
25-49	431	487		14,496	16,251		414	482	116,120	75,562		412	475		27,097	26,835		227		9,219	
50-99	293	416	367	17,832	26,155	22,887	282	414	120,812	134,140	150,886	283	412	364	26,276	36,493	33,029	196	282	9,768	15,568
100-199	78	105	69	8,919	12,108	7,899	76	104	65,139	55,448	53,258	77	102	67	14,573	15,193	8,820	61	55	6,599	4,360
200 and over	7	5	18	2,385	1,115	4,393	7	5	15,079	13,175	32,358	7	5	18	3,865	2,379	7,788	7	18	2,547	4,638
Gloucester																					
Total	1,099	1,194	1,200	66,823	72,226	98,251	1,073	1,094	612,681	342,075	761,994	1,084	1,127	1,159	172,240	136,622	213,319	437	942	67,375	96,192
None	———	———	———	———	———	———	———	———	———	———	3,890	19	9	3	2,303	1,245	750	14	3	1,289	820
Under 25	472	418	668	6,467	6,147	16,669	452	346	42,809	14,960	114,814	445	367	637	34,992	18,929	61,978	124	490	14,439	26,642
25-49	317	374		9,998	11,999		313	353	76,544	36,564		313	354		34,171	29,086		127		8,013	

[1] Comparison with later censuses may be found in groups below beginning with 400-699.

COUNTY TABLE 1.—CHICKENS ON FARMS 1940, 1935, AND 1930; CHICKEN EGGS PRODUCED AND CHICKENS RAISED 1939, 1934, AND 1929; AND CHICKENS SOLD, 1939 AND 1929; CLASSIFIED BY NUMBER ON HAND—Continued

(Chickens on hand over 4 months old Apr. 1, 1940 and over 3 months old Jan. 1, 1935 and Apr. 1, 1930)

STATE OR COUNTY AND NUMBER OF CHICKENS ON HAND	CHICKENS ON HAND						CHICKEN EGGS PRODUCED					CHICKENS RAISED						CHICKENS SOLD			
	Farms reporting			Number			Farms reporting		Dozens			Farms reporting			Number			Farms reporting		Number	
	1940 (Apr.1)	1935 (Jan.1)	1930 (Apr.1)	1940 (Apr. 1)	1935 (Jan. 1)	1930 (Apr. 1)	1939	1934	1939	1934	1929	1939	1934	1929	1939	1934	1929	1939	1929	1939	1929
VIRGINIA—Contd.																					
Gloucester—Con.																					
50-99	162	251	306	9,998	15,665	18,882	161	246	70,397	58,203	138,977	159	248	298	29,522	31,749	57,415	68	252	11,651	24,675
100-199	75	92	129	9,310	11,205	15,970	74	90	92,779	57,531	96,091	75	91	126	20,937	18,198	32,572	45	112	8,863	14,258
200-399	42	35	62	10,800	8,560	16,355	42	35	113,360	49,344	130,937	42	35	61	22,940	11,415	25,050	31	51	8,990	10,801
400-799	25	16	(1)	13,100	7,900	(1)	25	16	126,810	55,501	(1)	25	15	(1)	19,625	10,800	(1)	22	(1)	9,200	(1)
800 and over	6	8	(1)	7,150	10,750	(1)	6	8	89,982	69,972	(1)	6	8	(1)	7,750	15,200	(1)	6	(1)	4,950	(1)
400-699	21	15	20	10,250	7,200	9,525	21	15	100,370	52,501	71,900	21	14	19	15,825	9,800	11,500	19	19	6,300	5,205
700-999	7	4	5	5,300	3,450	4,250	7	4	54,562	10,870	55,575	7	4	5	7,850	5,800	9,856	6	5	5,150	4,900
1000 and over	3	5	10	4,700	8,000	16,600	3	5	61,860	62,102	149,810	3	5	10	3,700	10,400	20,200	3	10	2,700	8,891
Goochland																					
Total	1,168	1,193	999	81,404	88,430	45,062	1,144	1,164	727,495	591,130	296,431	1,122	1,115	995	153,287	157,010	89,122	510	633	77,190	36,429
None	—	—	—	—	—	—	11	—	3,277	—	300	14	—	1	959	—	35	6	1	642	35
Under 25	541	502	709	6,734	6,778	15,338	513	484	44,701	24,516	105,630	493	452	705	21,101	16,600	42,160	127	387	5,993	14,824
25-49	302	323		9,836	10,313		299	315	64,605	46,406		294	305		19,938	20,165		137		4,416	
50-99	160	209	191	10,022	12,981	12,077	157	208	70,705	65,953	73,512	157	203	190	18,380	19,489	21,963	102	158	7,959	10,258
100-199	76	84	77	9,866	10,504	9,042	75	83	82,943	59,784	55,924	75	80	77	13,503	16,404	13,091	53	66	5,398	5,540
200-399	48	39	16	12,790	10,252	4,130	48	38	122,153	75,624	29,213	48	39	16	23,692	18,767	5,935	45	15	16,128	2,510
400-799	24	22	(1)	12,219	12,577	(1)	24	22	138,495	105,277	(1)	24	22	(1)	27,800	26,035	(1)	24	(1)	18,336	(1)
800 and over	17	14	(1)	19,937	25,025	(1)	17	14	200,616	213,570	(1)	17	14	(1)	27,914	39,550	(1)	16	(1)	18,318	(1)
400-699	22	16	3	10,819	8,327	1,575	22	16	124,455	73,382	11,712	22	16	3	25,750	15,035	2,388	22	3	16,636	1,662
700-999	8	8	1	6,337	5,950	800	8	8	56,310	50,030	5,240	8	8	1	10,564	13,700	800	8	1	5,618	400
1000 and over	11	12	2	15,000	23,325	2,160	11	12	158,346	195,435	14,900	11	12	2	19,400	36,850	2,750	10	2	14,400	1,200
Grayson																					
Total	2,717	2,940	2,463	77,978	89,171	74,953	2,633	2,816	472,342	380,940	437,968	2,570	2,776	2,332	137,494	155,331	161,340	2,056	2,148	82,803	121,818
None	—	—	—	—	—	—	11	2	896	270	515	11	7	5	348	196	210	10	5	350	180
Under 25	1,227	1,252	2,115	18,673	18,796	51,563	1,148	1,143	109,396	78,339	293,347	1,099	1,113	1,983	41,476	39,660	121,663	765	1,815	23,461	92,189
25-49	1,175	1,243		38,093	40,538		1,161	1,227	239,636	178,891		1,151	1,215		64,541	70,058		1,002		39,648	
50-99	277	397	316	16,115	23,632	18,807	275	396	90,187	101,640	112,583	271	393	312	24,488	37,542	31,207	245	298	15,816	22,735
100-199	32	44	26	3,662	5,130	2,858	32	44	21,992	17,890	18,563	32	44	26	4,891	6,375	3,810	29	26	2,668	2,587
200 and over	6	4	6	1,435	1,075	1,725	6	4	10,235	3,910	12,960	6	4	6	1,750	1,500	4,450	5	6	860	4,125
Greene																					
Total	739	862	795	31,758	41,398	37,594	719	855	190,852	169,485	258,501	723	839	798	88,084	72,245	88,234	518	654	52,410	52,586
None	—	—	—	—	—	—	4	3	1,121	600	1,375	10	4	5	1,645	500	490	8	6	1,410	360
Under 25	276	249	512	4,012	3,996	12,562	257	246	22,318	16,284	84,045	259	234	511	12,879	10,132	37,103	149	398	6,674	22,044
25-49	248	327		8,109	10,807		245	321	41,299	43,160		243	316		20,983	20,874		185		10,984	
50-99	146	190	188	9,249	11,925	11,885	144	189	55,194	46,117	79,111	142	189	187	21,562	19,845	26,486	115	167	11,650	15,488
100-199	54	73	83	6,678	8,828	10,007	54	73	41,350	39,089	69,254	54	73	83	16,765	12,531	18,405	49	72	10,592	11,359
200 and over	15	23	12	3,710	5,842	3,140	15	23	29,570	24,235	24,716	15	23	12	14,250	8,363	5,750	12	11	11,100	3,335
Greensville																					
Total	1,040	1,204	1,175	23,947	37,684	26,257	1,015	1,161	154,518	135,209	152,543	1,012	1,111	1,171	60,665	81,046	71,601	204	407	12,047	16,606
None	—	—	—	—	—	—	2	—	15	—	—	4	—	1	260	—	25	1	—	8	—
Under 25	705	649	1,080	8,191	8,987	18,809	681	627	45,131	32,104	91,945	674	580	1,075	23,708	23,234	55,252	76	350	2,765	10,413
25-49	240	367		7,579	11,366		238	354	48,423	48,981		239	347		20,276	26,090		83		4,665	

50-99	72	135	81	4,477	8,075	4,935	71	128	28,849	24,972	35,305	72	131	81	9,501	16,682	9,950	27	49	1,681	3,016
100-199	17	40	8	1,870	4,666	858	17	39	15,030	16,032	6,177	17	40	8	3,980	8,790	1,394	12	3	1,385	432
200 and over	6	13	6	1,830	4,590	1,655	6	13	17,070	13,120	19,116	6	13	6	2,940	6,250	5,000	5	5	1,545	2,745
Halifax																					
Total	5,085	5,022	5,064	116,866	135,224	107,723	4,945	4,827	673,091	551,516	733,398	4,904	4,718	5,037	353,625	370,549	370,002	2,072	3,024	99,342	126,004
None	———	———	———	———	———	———	23	5	3,507	320	717	32	4	14	2,487	110	996	15	9	1,154	641
Under 25	3,366	2,732	4,798	45,453	39,333	86,964	3,224	2,570	242,945	151,755	581,455	3,176	2,493	4,760	152,314	128,641	318,107	1,127	2,802	28,168	101,803
25-49	1,383	1,773		42,996	55,039		1,368	1,742	232,901	220,040		1,363	1,719		123,873	152,049		699		33,012	
50-99	266	425	225	15,747	24,991	12,900	260	419	81,773	101,771	88,018	263	413	223	40,606	57,714	33,034	171	176	15,233	13,004
100-199	55	71	28	6,578	8,215	3,369	55	71	47,938	37,959	25,177	55	68	27	16,370	16,985	5,455	46	24	7,915	2,421
200-399	10	16	8	2,375	4,398	1,790	10	15	21,527	18,996	14,465	10	16	8	8,050	10,650	4,010	9	8	5,620	2,785
400-799	2	4	(1)	1,017	2,050	(1)	2	4	10,740	18,675	(1)	2	4	(1)	2,425	3,700	(1)	2	(1)	1,840	(1)
800 and over	3	1	(1)	2,700	1,200	(1)	3	1	31,760	2,000	(1)	3	1	(1)	7,500	700	(1)	3	(1)	6,400	(1)
400-699	2	3	5	1,017	1,350	2,700	2	3	10,740	11,375	23,566	2	3	5	2,425	2,500	8,400	2	5	1,840	5,350
700 and over	3	2	———	2,700	1,900	———	3	2	31,760	9,300	———	3	2	———	7,500	1,900	———	3	———	6,400	———
Hanover																					
Total	1,660	2,244	1,888	159,163	160,234	148,044	1,610	2,164	1,222,860	918,901	1,032,333	1,502	2,037	1,883	343,730	259,514	262,808	814	1,183	183,849	101,896
None	———	———	———	———	———	———	10	4	1,837	92	1,410	19	9	5	15,378	681	624	14	3	13,816	325
Under 25	557	843	1,114	7,472	11,219	26,700	512	788	42,155	36,840	188,888	454	711	1,107	29,608	25,356	77,653	135	637	14,846	27,865
25-49	441	639		14,353	20,221		431	619	87,310	73,968		401	597		41,143	38,886		189		17,452	
50-99	286	404	468	17,645	24,543	29,146	284	401	102,774	107,453	188,774	268	384	466	45,994	45,953	56,193	168	313	24,073	21,374
100-199	162	179	171	20,267	21,801	20,478	161	174	142,308	116,724	114,199	158	171	170	39,640	34,658	31,128	125	120	19,866	11,937
200-399	124	101	69	32,973	25,695	17,323	122	101	259,776	164,932	105,726	115	93	69	61,060	32,588	21,240	100	56	31,436	8,148
400-799	63	52	(1)	32,750	24,575	(1)	63	52	295,724	169,636	(1)	60	47	(1)	61,500	35,242	(1)	57	(1)	35,975	(1)
800-1599	22	25	(1)	23,203	29,680	(1)	22	24	221,176	231,556	(1)	22	24	(1)	34,567	42,150	(1)	21	(1)	19,710	(1)
1600 and over	5	1	(1)	10,500	2,500	(1)	5	1	69,800	18,700	(1)	5	1	(1)	14,840	4,000	(1)	5	(1)	6,675	(1)
400-699	52	49	37	24,900	22,475	18,136	52	49	235,577	157,156	120,275	50	44	37	47,400	32,942	20,097	47	29	26,025	7,627
700-999	20	8	14	15,403	6,630	11,360	20	7	116,123	38,400	86,600	19	8	14	23,067	7,650	15,453	18	12	13,910	7,795
1000 and over	18	21	15	26,150	27,650	24,900	18	21	235,000	224,336	226,461	18	20	15	40,440	40,800	40,420	18	13	22,425	16,825
Henrico																					
Total	897	1,080	910	127,032	130,983	127,374	854	1,002	1,171,948	980,047	1,085,408	809	911	900	344,348	247,967	258,855	431	591	229,471	124,181
None	———	———	———	———	———	———	13	1	7,584	20	2,515	18	7	3	29,915	948	668	15	3	28,720	548
Under 25	244	330	407	3,590	4,562	10,524	215	269	28,602	20,769	60,721	197	215	403	14,884	8,882	27,338	59	199	7,252	10,614
25-49	251	286		8,110	8,951		232	273	68,252	48,272		211	249		23,447	20,530		85		12,877	
50-99	140	188	210	8,294	11,180	13,343	135	185	57,775	70,748	105,779	133	174	206	47,688	21,881	28,382	70	134	36,366	10,882
100-199	94	116	131	11,576	14,280	16,501	93	114	76,519	94,436	142,286	85	109	128	35,920	25,185	29,191	59	105	24,402	14,438
200-399	81	81	78	21,212	20,750	20,411	79	81	249,142	140,732	182,773	79	78	77	40,539	43,777	34,757	67	71	20,436	18,592
400-799	52	47	(1)	26,100	24,010	(1)	52	47	267,762	167,329	(1)	51	47	(1)	49,305	41,414	(1)	46	(1)	29,219	(1)
800-1599	30	24	(1)	32,150	25,450	(1)	30	24	322,962	245,618	(1)	30	24	(1)	71,150	44,350	(1)	26	(1)	48,199	(1)
1600 and over	5	8	(1)	16,000	21,600	(1)	5	8	93,350	192,125	(1)	5	8	(1)	31,500	41,000	(1)	4	(1)	22,000	(1)
400-699	48	40	57	23,300	19,060	27,407	48	40	237,821	138,661	237,923	47	40	57	42,205	35,842	57,789	42	53	25,369	26,278
700-999	13	14	10	10,000	10,800	7,888	13	14	99,487	83,638	69,027	13	14	9	21,350	15,822	14,450	12	9	13,770	7,773
1000-2499	22	21	15	26,950	27,400	22,800	22	21	265,416	255,521	206,384	22	21	15	66,900	46,600	52,280	19	15	49,279	29,056
2500 and over	4	4	2	14,000	14,000	8,500	4	4	81,350	127,250	58,000	4	4	2	21,500	28,500	14,000	3	2	11,000	6,000
Henry																					
Total	1,830	2,068	1,684	50,943	60,932	50,479	1,718	1,936	250,515	313,019	353,917	1,675	1,905	1,645	166,252	156,909	144,747	526	1,053	55,002	52,267
None	———	———	———	———	———	———	12	———	7,157	———	1,937	18	———	9	10,744	———	378	13	8	10,016	197
Under 25	1,030	1,019	1,464	14,960	14,618	31,530	932	912	59,736	77,940	215,985	898	888	1,420	50,786	48,706	111,962	190	885	6,506	41,175
25-49	601	762		19,127	24,117		579	742	81,734	124,432		567	737		56,771	65,485		218		13,965	
50-99	151	233	175	9,200	13,972	10,251	149	228	43,908	69,542	72,099	146	226	171	19,216	28,143	18,007	68	126	6,245	5,940
100-199	40	43	30	4,906	4,750	3,400	39	43	35,295	19,354	23,791	38	43	30	23,035	8,395	5,200	32	21	15,995	1,645
200 and over	8	11	15	2,750	3,475	5,298	7	11	22,685	21,751	40,105	8	11	15	5,700	6,180	9,200	5	13	2,275	3,310
Highland																					
Total	608	677	610	22,044	24,504	22,466	599	671	141,004	94,658	162,186	577	611	613	37,827	37,363	35,105	426	499	25,689	22,399
None	———	———	———	———	———	———	2	———	650	———	20	3	———	4	640	———	148	2	4	600	359
Under 25	213	198	477	3,473	3,381	13,271	204	193	21,159	11,730	96,165	192	164	476	6,311	6,719	22,818	122	379	3,726	13,983
25-49	262	331		8,699	10,983		260	330	54,909	42,148		253	306		15,734	15,388		190		10,236	

[1] Comparison with later censuses may be found in groups below beginning with 400-699.

COUNTY TABLE 1.—CHICKENS ON FARMS 1940, 1935, AND 1930; CHICKEN EGGS PRODUCED AND CHICKENS RAISED 1939, 1934, AND 1929; AND CHICKENS SOLD, 1939 AND 1929; CLASSIFIED BY NUMBER ON HAND—Continued

(Chickens on hand over 4 months old Apr. 1, 1940 and over 3 months old Jan. 1, 1935 and Apr. 1, 1930)

STATE OR COUNTY AND NUMBER OF CHICKENS ON HAND	CHICKENS ON HAND						CHICKEN EGGS PRODUCED					CHICKENS RAISED						CHICKENS SOLD			
	Farms reporting			Number			Farms reporting		Dozens			Farms reporting			Number			Farms reporting		Number	
	1940 (Apr.1)	1935 (Jan.1)	1930 (Apr.1)	1940 (Apr. 1)	1935 (Jan. 1)	1930 (Apr. 1)	1939	1934	1939	1934	1929	1939	1934	1929	1939	1934	1929	1939	1929	1939	1929
VIRGINIA—Contd.																					
Highland—Contd.																					
50-99	110	134	116	6,807	8,235	7,062	110	134	43,551	32,560	51,046	108	128	116	10,912	12,008	9,774	92	101	8,152	6,374
100-199	20	13	16	2,340	1,624	1,908	20	13	14,935	6,720	13,335	20	12	16	3,370	2,048	1,565	17	14	2,350	1,083
200 and over	3	1	1	725	281	225	3	1	5,800	1,500	1,620	3	1	1	860	1,200	800	3	1	625	600
Isle of Wight																					
Total	1,147	1,292	1,214	55,844	74,390	61,623	1,119	1,215	330,400	239,758	420,528	1,106	1,239	1,188	143,064	142,065	121,666	586	926	76,068	56,174
None							11	2	7,658	374	150	17	4	1	23,813	212	100	13	1	19,849	60
Under 25	364	286	696	4,957	3,846	17,347	346	248	22,007	8,995	114,809	324	243	674	14,862	8,922	47,456	126	499	4,989	22,546
25-49	364	423		11,977	13,695		351	402	49,533	38,060		350	417		28,722	28,905		165		9,931	
50-99	286	336	361	17,837	21,286	22,934	281	324	92,824	66,225	155,236	284	331	357	33,906	42,901	45,267	179	292	12,976	19,999
100-199	104	213	138	12,463	25,948	16,423	102	207	72,865	82,455	108,083	103	211	137	26,516	45,115	23,443	78	116	16,476	10,829
200-399	24	29	17	5,660	6,885	3,969	23	27	42,476	24,615	35,550	23	28	17	8,585	11,535	3,600	20	16	5,997	1,565
400 and over	5	5	2	2,950	2,730	950	5	5	43,037	19,034	6,700	5	5	2	6,660	4,475	1,800	5	2	5,850	1,175
James City																					
Total	287	353	386	16,189	19,773	39,788	281	351	144,988	124,893	285,524	273	350	383	52,098	34,747	68,160	133	218	30,685	33,034
None							4	1	687	1,000	240	4	1	1	384	200	500	2	1	250	500
Under 25	112	137	189	1,468	1,818	4,379	104	135	12,959	8,004	30,556	100	136	185	4,896	4,747	9,361	30	61	1,258	2,315
25-49	84	101		2,586	3,400		83	101	21,969	18,081		80	100		7,584	6,406		34		3,337	
50-99	46	69	98	2,899	4,305	6,393	45	69	23,975	29,625	46,037	46	68	98	6,973	6,676	11,283	30	72	3,229	4,675
100-199	30	28	68	3,521	3,525	8,926	30	27	28,591	17,829	65,743	29	27	68	6,351	4,443	11,829	25	58	3,436	6,004
200-399	8	12	15	2,150	2,725	3,605	8	12	16,397	16,415	26,656	7	12	15	3,060	2,775	8,037	6	13	1,425	5,865
400 and over	7	6	16	3,565	4,000	16,485	7	6	40,410	33,939	116,292	7	6	16	22,850	9,500	27,150	6	13	17,750	13,675
King and Queen																					
Total	1,104	1,205	1,255	46,077	51,254	60,778	1,073	1,168	352,720	330,802	454,618	1,052	1,165	1,253	121,587	96,226	136,717	644	1,087	50,552	60,143
None							2		520			4			126			2		60	
Under 25	448	470	790	6,073	6,561	18,585	427	451	42,368	42,790	143,231	405	441	788	21,200	17,859	60,600	178	652	5,429	26,247
25-49	327	352		10,593	11,243		318	340	77,797	75,493		318	343		33,667	24,623		191		14,274	
50-99	233	262	314	14,441	16,187	20,155	230	257	106,921	101,603	145,919	229	260	314	39,157	30,046	41,547	191	285	18,879	18,025
100-199	76	100	118	9,310	11,742	13,963	76	99	67,813	70,489	96,745	76	100	118	17,737	16,395	23,735	65	100	8,439	10,197
200 and over	20	21	33	5,660	5,521	8,075	20	21	57,301	40,427	68,723	20	21	33	9,700	7,303	10,835	17	30	3,471	5,674
King George																					
Total	766	896	785	51,813	53,242	51,817	742	879	451,384	340,998	436,889	738	863	765	127,598	80,419	103,014	426	626	59,364	51,912
None							7		1,629		365	8		1	2,282		60	6	1	1,590	100
Under 25	159	212	332	2,309	3,149	9,003	153	204	15,692	16,523	75,226	144	189	317	7,580	7,480	25,766	55	229	1,479	12,721
25-49	234	282		7,758	9,046		224	276	56,978	46,253		221	278		18,108	16,178		96		4,599	
50-99	223	249	289	13,648	15,729	18,543	209	247	118,232	107,052	158,209	216	245	283	30,839	26,096	36,659	136	251	9,866	18,865
100-199	112	116	130	13,748	13,955	14,964	111	115	119,118	84,971	125,117	111	114	130	27,176	17,165	24,749	98	114	13,260	11,987
200-399	26	33	30	6,250	7,863	7,307	26	33	55,174	51,118	60,067	26	33	30	14,377	10,400	13,100	24	28	7,575	7,664
400-799	9	3	(1)	4,700	1,500	(1)	9	3	51,811	16,297	(1)	9	3	(1)	8,110	1,300	(1)	11	(1)	20,995	(1)
800 and over	3	1	(1)	3,400	2,000	(1)	3	1	32,750	18,784	(1)	3	1	(1)	19,146	1,800	(1)				
400-699	8	3	4	4,000	1,500	2,000	8	3	42,451	16,297	17,905	8	3	4	6,310	1,300	2,680	8	3	3,245	575
700 and over	4	1	—	4,100	2,000	—	4	1	42,110	18,784	—	4	1	—	20,946	1,800	—	3	—	17,750	—

King William																				
Total	661	852	820	40,923	46,442	41,181	644	836	325,506	175,212	271,430	638	784	819	91,110	71,193	86,844	355	586	46,864	38,317
None	—	—	—	—	—	—	6	—	660	—	—	8	—	—	221	—	—	2	—	52	—
Under 25	244	343	538	3,418	4,974	13,169	228	330	16,915	8,997	91,745	219	292	537	9,755	9,865	36,577	78	367	2,489	15,778
25-49	183	235		6,066	7,511		180	233	36,216	17,740		182	225		15,971	14,173		97		6,373	
50-99	136	161	189	8,540	10,203	12,219	132	160	55,264	29,822	73,405	131	158	189	21,264	16,601	22,766	92	144	9,967	9,724
100-199	60	74	72	7,383	8,657	8,503	60	74	56,677	31,670	50,883	60	70	72	16,916	10,780	12,651	54	59	9,728	6,245
200-399	26	28	18	6,566	6,797	3,790	26	28	57,066	25,071	24,147	26	26	18	17,985	10,426	5,925	22	11	13,340	2,795
400 and over	12	11	(1)	8,950	8,100	(1)	12	11	102,708	61,912	(1)	12	11	(1)	9,000	9,350	(1)	10	(1)	4,935	(1)
400-699	9	9	3	4,550	4,800	1,800	9	9	41,762	31,912	15,250	9	9	3	5,850	6,350	6,150	7	3	2,805	2,975
700 and over	3	2	2	4,400	3,300	1,700	3	2	60,946	30,000	16,000	3	2	2	3,150	3,000	2,775	3	2	2,130	800
Lancaster																					
Total	607	881	849	56,356	64,915	38,109	568	849	522,949	433,820	287,836	584	830	813	103,981	106,060	118,425	410	596	55,310	59,593
None	—	—	—	—	—	—	10	—	2,355	—	1,505	18	—	6	1,372	—	1,040	12	5	741	369
Under 25	213	333	611	3,013	4,683	12,554	173	314	24,223	24,987	100,696	182	302	572	12,923	15,194	55,824	97	378	6,766	25,974
25-49	143	223		4,585	7,197		138	215	39,922	30,585		138	216		13,091	17,748		92		6,271	
50-99	117	162	158	7,415	9,917	9,938	113	159	63,912	45,644	72,938	115	155	157	18,325	18,736	30,956	90	139	9,327	15,812
100-199	60	88	59	7,453	10,669	7,305	58	87	65,382	53,524	50,288	58	85	57	11,865	15,244	15,935	47	53	5,781	8,850
200-399	44	47	16	11,990	12,324	4,112	44	46	103,329	86,876	28,180	43	45	16	16,805	14,961	7,570	42	16	9,524	4,358
400-799	22	22	(1)	11,300	11,325	(1)	22	22	123,466	104,879	(1)	22	21	(1)	15,200	13,077	(1)	22	(1)	8,600	(1)
800 and over	8	6	(1)	10,600	8,800	(1)	8	6	100,360	87,325	(1)	8	6	(1)	14,400	11,100	(1)	8	(1)	8,300	(1)
400-699	19	19	3	9,200	9,225	1,400	19	19	106,466	77,349	10,079	19	18	3	13,100	10,677	2,800	19	3	7,550	1,400
700-999	5	4	—	3,700	2,900	—	5	4	37,920	35,330	—	5	4	—	4,700	3,000	—	5	—	2,450	—
1000 and over	6	5	2	9,000	8,000	2,800	6	5	79,440	79,525	24,150	6	5	2	11,800	10,500	4,300	6	2	6,900	2,850
Lee																					
Total	3,153	3,330	2,288	108,369	138,591	102,723	3,063	3,159	628,189	493,882	591,613	3,053	3,128	2,267	194,872	210,495	167,269	2,059	1,679	75,680	75,789
None	—	—	—	—	—	—	11	7	1,345	740	162	18	6	5	862	310	132	15	3	537	55
Under 25	1,199	1,027	1,482	17,027	15,415	37,675	1,120	909	97,555	61,362	248,916	1,116	873	1,478	43,211	33,086	78,309	579	995	13,843	52,901
25-49	1,222	1,224		39,380	39,781		1,202	1,186	233,850	149,087		1,195	1,188		75,485	68,587		861		29,033	
50-99	595	827	564	35,862	50,912	35,389	593	811	207,338	177,087	193,290	587	816	564	55,966	72,332	53,538	479	477	23,228	24,581
100-199	131	226	193	14,300	26,153	22,434	131	220	76,251	84,933	104,503	131	219	193	17,473	30,980	26,575	120	180	8,234	13,894
200 and over	6	26	29	1,800	6,330	7,225	6	26	11,850	20,673	44,742	6	26	29	1,675	5,220	8,715	5	24	805	4,558
Loudoun																					
Total	1,548	1,958	1,536	106,439	150,330	129,147	1,506	1,918	682,648	728,825	867,596	1,473	1,903	1,537	231,151	256,374	245,945	966	1,251	122,917	122,896
None	—	—	—	—	—	—	10	3	3,317	380	3,930	13	4	4	23,928	1,105	790	9	4	23,645	590
Under 25	213	192	397	3,223	3,146	12,125	185	180	17,003	14,363	91,599	170	172	397	7,948	7,245	30,619	55	265	2,146	12,456
25-49	390	493		12,777	16,264		380	486	76,835	72,980		361	477		28,008	32,292		193		10,400	
50-99	579	698	606	36,779	43,700	40,308	568	691	222,348	238,453	274,875	568	687	603	77,189	87,415	83,534	427	505	36,401	42,079
100-199	300	472	448	35,055	56,223	53,847	298	455	216,109	275,359	338,908	296	462	448	57,223	87,757	94,023	227	402	25,795	47,908
200-399	55	88	72	12,915	21,047	16,847	54	88	85,513	94,090	112,239	54	87	72	25,965	30,460	27,557	46	64	16,780	14,552
400 and over	11	15	13	5,690	9,950	6,020	11	15	41,523	35,200	46,545	11	14	13	10,870	10,100	9,422	9	11	7,750	5,311
Louisa																					
Total	2,052	2,170	1,757	111,295	108,826	96,152	1,999	2,116	851,399	695,655	693,874	1,906	2,020	1,738	233,830	190,805	181,644	944	948	106,915	76,693
None	—	—	—	—	—	—	15	1	1,767	20	810	22	1	4	24,197	19	167	10	2	23,280	24
Under 25	910	990	1,187	12,158	13,540	27,448	861	950	74,304	52,791	197,377	799	885	1,167	33,270	32,134	70,072	257	520	7,011	21,946
25-49	544	582		17,896	18,668		532	572	111,406	90,708		510	558		35,218	33,140		258		10,049	
50-99	330	361	359	20,530	22,466	23,055	323	357	138,486	123,993	151,267	311	349	359	34,708	38,221	42,807	201	256	11,398	17,949
100-199	163	144	142	20,424	17,439	17,361	163	144	160,586	112,344	121,024	159	141	140	36,652	22,021	24,409	130	105	16,016	9,805
200-399	67	66	41	17,322	16,785	10,058	67	65	136,910	139,303	81,081	67	62	40	30,385	31,955	14,294	56	38	16,302	7,331
400-799	34	21	(1)	17,465	11,460	(1)	34	21	176,855	93,800	(1)	34	19	(1)	33,700	23,500	(1)	29	(1)	20,379	(1)
800 and over	4	6	(1)	5,500	8,470	(1)	4	6	51,085	82,696	(1)	4	5	(1)	5,700	9,815	(1)	3	(1)	2,480	(1)
400-699	30	16	21	14,565	7,910	10,250	30	16	145,105	62,465	77,452	30	14	21	25,700	9,600	14,720	25	20	13,579	10,188
700-999	5	7	3	3,700	5,220	2,400	5	7	39,550	42,420	17,553	5	6	3	9,100	14,850	5,350	7	7	9,280	9,450
1000 and over	3	4	4	4,700	6,800	5,580	3	4	43,285	71,611	47,330	3	4	4	4,600	8,865	9,825				

[1] Comparison with later censuses may be found in groups below beginning with 400-699.

COUNTY TABLE 1.—CHICKENS ON FARMS 1940, 1935, AND 1930; CHICKEN EGGS PRODUCED AND CHICKENS RAISED 1939, 1934, AND 1929; AND CHICKENS SOLD, 1939 AND 1929; CLASSIFIED BY NUMBER ON HAND—Continued

(Chickens on hand over 4 months old Apr. 1, 1940 and over 3 months old Jan. 1, 1935, and Apr. 1, 1930)

STATE OR COUNTY AND NUMBER OF CHICKENS ON HAND	CHICKENS ON HAND						CHICKEN EGGS PRODUCED					CHICKENS RAISED						CHICKENS SOLD			
	Farms reporting			Number			Farms reporting		Dozens			Farms reporting			Number			Farms reporting		Number	
	1940 (Apr. 1)	1935 (Jan. 1)	1930 (Apr. 1)	1940 (Apr. 1)	1935 (Jan. 1)	1930 (Apr. 1)	1939	1934	1939	1934	1929	1939	1934	1929	1939	1934	1929	1939	1929	1939	1929
VIRGINIA—Contd.																					
Lunenburg																					
Total	1,764	1,750	1,733	41,885	54,861	46,899	1,711	1,682	280,553	212,763	290,236	1,696	1,648	1,716	134,944	139,992	159,251	524	975	29,644	57,343
None	—	—	—	—	—	—	17	10	1,089	855	195	22	10	2	1,026	520	195	3	2	54	150
Under 25	1,115	792	1,584	15,324	11,362	30,320	1,052	750	104,535	45,286	175,865	1,036	725	1,568	54,681	37,100	121,495	236	858	6,503	41,506
25-49	509	665		16,063	20,755		503	652	103,007	71,545		500	647		52,528	56,115		214		12,136	
50-99	119	208	100	7,004	11,925	5,922	118	205	40,793	46,793	33,694	117	202	99	18,373	27,197	16,077	57	72	6,456	5,756
100-199	17	45	29	2,060	5,270	3,472	17	45	16,532	17,575	24,604	17	44	29	5,498	11,135	8,170	11	25	2,845	4,295
200 and over	4	20	20	1,434	5,549	7,185	4	20	14,597	30,709	55,878	4	20	18	2,840	7,925	13,314	3	18	1,650	5,636
Madison																					
Total	1,132	1,421	1,215	80,994	95,092	102,411	1,113	1,379	596,648	523,662	769,895	1,096	1,404	1,212	202,559	154,221	193,797	847	1,058	85,331	111,585
None	—	—	—	—	—	—	3	—	1,532	—	1,000	7	4	3	368	148	300	5	3	132	215
Under 25	220	274	466	3,179	4,208	12,997	203	259	21,392	18,035	102,425	198	266	462	9,964	10,933	33,242	103	361	2,586	18,048
25-49	308	424		10,030	13,451		304	406	70,240	66,539		293	417		27,999	25,568		215		8,538	
50-99	332	391	343	20,323	23,980	21,769	332	385	152,975	128,464	171,338	330	387	342	55,318	39,297	46,889	285	308	19,790	27,144
100-199	197	252	301	25,775	31,383	38,885	196	250	174,111	172,801	267,016	195	251	301	48,952	45,434	66,441	167	287	17,734	38,573
200-399	62	68	90	15,410	15,280	21,810	62	67	114,058	87,263	155,176	60	67	89	31,968	25,191	32,775	59	85	14,324	18,875
400-799	10	10	(1)	5,477	5,190	(1)	10	10	49,911	42,110	(1)	10	10	(1)	15,690	6,850	(1)	10	(1)	10,877	(1)
800 and over	3	2	(1)	2,800	1,600	(1)	3	2	12,429	8,450	(1)	3	2	(1)	12,300	2,800	(1)	3	(1)	11,350	(1)
400-699	9	9	12	4,777	4,490	6,150	9	9	41,431	33,710	50,400	9	9	12	14,190	4,850	8,550	9	11	10,177	5,130
700 and over	4	3	3	3,500	2,300	2,800	4	3	20,909	16,850	22,540	4	3	3	13,800	4,800	5,600	4	3	12,050	3,600
Mathews																					
Total	715	1,149	1,265	54,445	69,166	112,650	710	1,095	503,692	435,280	835,346	707	1,120	1,259	104,771	118,476	203,258	365	745	27,443	83,800
None	—	—	—	—	—	—	1	—	338	—	—	4	3	—	295	85	—	1	—	30	—
Under 25	138	278	581	2,242	3,998	15,580	136	246	20,586	16,136	120,623	131	259	578	9,411	11,748	47,090	45	267	1,610	14,432
25-49	259	419		8,632	13,653		257	411	69,044	64,200		257	413		24,256	32,494		115		3,846	
50-99	212	321	413	12,987	19,349	25,143	210	310	99,645	106,229	173,585	209	316	412	25,761	36,769	60,435	123	277	5,022	22,933
100-199	49	84	164	6,129	9,366	19,278	49	82	47,412	58,147	126,947	49	82	163	9,065	12,195	31,218	32	123	2,890	14,264
200-399	33	29	60	8,280	7,530	15,799	33	29	84,702	60,705	116,388	33	29	59	12,988	7,685	18,780	28	43	4,800	7,888
400-799	20	11	(1)	9,575	5,070	(1)	20	10	95,085	37,763	(1)	20	11	(1)	14,145	5,600	(1)	17	(1)	5,045	(1)
800-1599	1	4	(1)	1,100	3,600	(1)	1	4	12,000	32,300	(1)	1	4	(1)	1,150	4,300	(1)	1	(1)	500	(1)
1600 and over	3	3	(1)	5,500	6,600	(1)	3	3	74,880	59,800	(1)	3	3	(1)	7,700	7,600	(1)	3	(1)	3,700	(1)
400-699	18	11	29	8,175	5,070	14,800	18	10	78,660	37,763	119,103	18	11	29	11,445	5,600	18,030	15	19	3,645	8,915
700-999	2	2	8	1,400	1,600	6,450	2	2	16,425	17,300	50,800	2	2	8	2,700	2,200	6,905	2	7	1,400	3,468
1000 and over	4	5	10	6,600	8,600	15,600	4	5	86,880	74,800	127,900	4	5	10	8,850	9,700	20,800	4	9	4,200	11,900
Mecklenburg																					
Total	3,715	3,779	3,958	86,735	108,921	93,987	3,586	3,598	526,257	395,751	611,931	3,478	3,565	3,884	231,566	277,723	286,591	983	1,603	41,915	74,800
None	—	—	—	—	—	—	17	2	2,154	10,020	450	24	3	4	2,345	2,600	3,420	7	3	822	3,116
Under 25	2,334	1,964	3,585	30,792	27,356	66,978	2,205	1,818	100,118	91,108	447,174	2,133	1,780	3,509	103,127	83,375	224,903	408	1,342	13,226	52,135
25-49	1,094	1,235		34,240	39,696		1,077	1,205	209,862	132,723		1,043	1,208		86,771	102,330		416		16,883	
50-99	245	492	323	14,505	29,075	19,098	245	487	78,373	108,830	106,263	236	490	321	30,428	69,098	44,486	123	219	6,729	15,443
100-199	33	76	42	3,698	8,944	4,642	33	75	21,160	38,555	33,248	33	73	42	5,720	16,125	7,882	22	32	1,930	2,316
200 and over	9	12	8	3,500	3,850	3,269	9	11	34,560	24,515	24,796	9	11	8	3,175	4,195	5,900	7	7	2,325	1,790

Middlesex																				
Total	686	1,029	1,007	37,989	46,586	46,453	668	975	277,753	285,532	312,860	661	983	1,006	91,088	104,993	143,638	417	815	37,183	62,463
None	———	———	———	———	———	———	12	5	10,064	891	420	19	5	3	4,570	230	245	9	3	3,380	123
Under 25	300	493	700	4,283	6,677	15,577	278	452	21,506	34,435	108,554	272	454	696	16,377	23,100	70,417	137	545	4,772	29,382
25-49	170	269		5,281	8,881		166	262	29,404	48,884		164	263		15,646	24,605		104		5,569	
50-99	119	143	203	7,324	8,919	12,679	118	139	42,973	47,451	77,971	111	140	203	17,702	22,668	35,622	84	174	5,534	15,858
100-199	52	86	76	6,351	10,464	8,722	49	80	37,977	59,606	53,914	50	85	76	11,412	18,795	20,479	42	67	5,234	9,620
200-399	35	29	21	9,265	7,045	5,425	35	28	78,535	56,885	38,931	35	27	21	15,681	9,795	9,775	31	19	8,680	4,100
400 and over	10	9	7	5,485	4,600	4,050	10	9	57,294	37,380	33,070	10	9	7	9,700	5,800	7,100	10	7	4,014	3,400
Montgomery																				
Total	1,522	1,855	1,473	60,101	69,845	65,940	1,460	1,806	491,488	407,934	483,436	1,405	1,700	1,432	108,124	110,852	164,962	914	996	50,802	60,553
None	———	———	———	———	———	———	5	2	571	364	835	10	2	6	312	52	759	4	6	105	524
Under 25	528	680	1,018	7,956	10,158	26,666	481	640	72,436	58,971	201,680	442	572	972	18,983	20,759	98,595	230	618	7,717	23,040
25-49	609	738		19,815	24,383		594	729	166,405	140,247		575	701		36,225	40,622		390		14,672	
50-99	321	355	356	19,565	21,879	21,858	317	353	162,375	124,058	149,230	314	345	355	32,564	30,069	31,141	235	289	14,476	15,720
100-199	51	70	76	6,010	7,700	8,794	50	70	45,498	44,180	62,928	51	68	76	9,490	8,540	16,005	44	62	5,761	9,538
200 and over	13	12	23	6,755	5,725	8,622	13	12	44,203	40,114	68,783	13	12	23	10,550	10,810	18,462	11	21	8,071	11,731
Nansemond																				
Total	1,352	1,658	1,772	49,287	71,217	55,946	1,285	1,614	324,068	255,989	283,637	1,284	1,625	1,730	144,959	167,708	131,301	648	1,054	65,225	44,331
None	———	———	———	———	———	———	5	———	2,160	———	415	11	1	5	23,664	4	325	8	4	20,750	155
Under 25	557	503	1,422	7,644	7,540	31,579	508	476	46,701	21,121	146,029	497	483	1,379	24,802	18,288	82,033	179	807	6,657	24,875
25-49	502	625		15,703	19,948		487	613	100,101	68,900		486	613		39,414	43,156		252		12,139	
50-99	233	393	290	13,925	23,484	17,014	226	389	86,060	83,373	87,075	230	391	288	31,229	49,701	35,955	158	199	11,827	13,442
100-199	38	114	55	4,790	13,415	6,328	38	113	34,985	43,950	42,946	38	114	53	10,575	24,099	11,615	32	40	5,537	5,334
200-399	15	19	5	3,825	4,380	1,025	14	19	20,591	17,135	7,172	15	19	5	6,025	10,710	1,375	13	4	2,565	525
400 and over	7	4	———	3,400	2,450	———	7	4	33,470	21,510	———	7	4	———	9,250	21,750	———	6	———	5,750	———
Nelson																				
Total	1,611	2,133	1,562	54,875	72,183	63,122	1,566	1,991	316,583	224,667	476,124	1,525	1,937	1,477	110,367	128,241	129,010	822	1,072	29,219	55,097
None	———	———	———	———	———	———	10	8	825	514	100	16	5	1	629	300	150	7	1	215	20
Under 25	635	819	1,150	9,397	11,617	29,278	600	717	55,426	28,974	197,941	559	681	1,074	23,208	26,943	72,013	205	742	4,058	31,725
25-49	631	847		20,561	27,285		614	813	116,506	75,485		608	799		45,152	50,774		372		13,475	
50-99	286	390	357	17,369	22,926	21,474	284	379	101,812	74,517	139,196	283	380	348	30,126	36,254	42,045	194	283	7,939	18,398
100-199	54	72	49	6,443	8,105	5,450	53	69	35,624	29,927	38,592	54	67	48	9,782	10,695	9,552	40	43	3,062	4,754
200 and over	5	5	6	1,105	2,250	6,920	5	5	6,390	15,250	102,295	5	5	6	1,470	3,275	5,250	4	3	470	200
New Kent																				
Total	320	605	394	22,685	32,242	25,270	306	598	177,378	197,082	181,976	266	570	380	49,274	51,658	62,088	121	242	26,316	29,327
None	———	———	———	———	———	———	2	1	775	10	844	4	1	5	391	11	1,893	1	3	50	1,674
Under 25	121	249	221	1,596	3,367	5,190	110	242	8,544	17,233	34,378	82	223	203	3,294	6,924	14,250	21	102	798	4,781
25-49	93	158		2,986	4,891		91	158	16,827	26,001		80	155		7,665	9,066		34		3,706	
50-99	50	120	100	3,134	7,334	6,237	49	119	19,050	39,130	42,483	45	115	99	4,335	10,840	14,292	21	71	717	6,747
100-199	32	49	53	3,949	5,795	6,370	31	49	29,227	35,951	43,762	31	48	53	6,741	7,707	17,302	23	47	2,662	9,096
200-399	14	20	17	3,475	4,555	3,713	14	20	31,328	29,407	26,459	14	20	17	5,048	10,560	9,600	11	16	2,758	4,240
400-799	7	5	(1)	3,945	2,300	(1)	9	9	71,627	49,350	(1)	7	5	(1)	7,300	3,150	(1)	7	(1)	3,625	(1)
800 and over	3	4	(1)	3,600	4,000	(1)						3	3	(1)	14,500	3,400	(1)	3	(1)	12,000	(1)
400-699	6	5	1	3,245	2,300	460	6	5	28,127	16,850	4,500	6	5	1	5,800	3,150	2,000	6	1	2,925	500
700 and over	4	4	2	4,300	4,000	3,300	3	4	43,500	32,500	29,550	4	3	2	16,000	3,400	2,751	4	2	12,700	2,289
Norfolk																				
Total	902	1,176	886	52,330	67,085	56,488	872	1,170	403,220	255,622	404,480	804	1,163	888	107,032	168,659	121,926	367	435	50,990	52,373
None	———	———	———	———	———	———	17	———	2,051	———	465	24	2	3	1,643	825	175	12	1	703	90
Under 25	312	278	503	4,169	3,905	12,285	280	274	30,808	18,620	80,139	243	271	503	10,932	13,499	30,618	48	177	1,470	9,641
25-49	269	373		8,722	11,203		263	372	62,006	51,712		233	369		19,114	30,072		96		6,008	
50-99	190	359	226	11,809	21,103	14,389	185	358	85,500	77,021	87,002	178	358	226	21,196	43,183	26,051	108	140	7,385	9,731

[1] Comparison with later censuses may be found in groups below beginning with 400-699.

COUNTY TABLE 1.—CHICKENS ON FARMS 1940, 1935, AND 1930; CHICKEN EGGS PRODUCED AND CHICKENS RAISED 1939, 1934, AND 1929; AND CHICKENS SOLD, 1939 AND 1929; CLASSIFIED BY NUMBER ON HAND—Continued

(Chickens on hand over 4 months old Apr. 1, 1940 and over 3 months old Jan. 1, 1935 and Apr. 1, 1930)

STATE OR COUNTY AND NUMBER OF CHICKENS ON HAND	CHICKENS ON HAND						CHICKEN EGGS PRODUCED					CHICKENS RAISED						CHICKENS SOLD			
	Farms reporting			Number			Farms reporting		Dozens			Farms reporting			Number			Farms reporting		Number	
	1940 (Apr.1)	1935 (Jan.1)	1930 (Apr1)	1940 (Apr. 1)	1935 (Jan. 1)	1930 (Apr. 1)	1939	1934	1939	1934	1929	1939	1934	1929	1939	1934	1929	1939	1929	1939	1929
VIRGINIA—Contd.																					
Norfolk—Contd.																					
100-199	84	131	109	10,080	15,335	12,934	80	131	72,815	46,544	80,831	79	129	109	27,130	26,994	35,343	59	78	20,158	15,023
200-399	34	26	38	8,375	6,241	9,955	34	26	75,795	24,025	86,189	34	26	38	13,945	15,186	17,214	34	31	9,262	10,378
400-799	10	5	(1)	5,475	2,600	(1)	10	5	48,402	21,350	(1)	10	4	(1)	6,572	3,200	(1)	7	(1)	3,533	(1)
800 and over	3	4	(1)	3,700	6,700	(1)	3	4	25,843	16,350	(1)	3	4	(1)	6,500	35,700	(1)	3	(1)	2,491	(1)
400-699	8	5	7	4,000	2,600	3,225	8	5	32,690	21,350	30,191	8	4	6	4,072	3,200	5,625	5	5	1,710	3,710
700 and over	5	4	3	5,175	6,700	3,700	5	4	41,555	16,350	39,863	5	4	3	9,000	35,700	6,900	5	3	4,314	3,800
Northampton																					
Total	622	843	765	28,962	49,533	43,473	623	809	176,442	305,842	349,445	630	814	762	135,366	108,299	146,262	408	484	68,070	48,744
None							23	4	3,520	1,043	980	27	3	9	35,336	220	1,360	14	8	33,098	752
Under 25	197	208	410	2,575	2,996	10,204	185	177	15,812	19,378	83,642	185	189	400	17,560	9,827	48,437	89	225	5,845	14,169
25-49	192	221		6,096	7,135		184	218	36,942	51,084		186	218		28,455	18,257		124		9,804	
50-99	157	258	247	9,458	15,748	15,094	155	255	54,911	100,445	116,113	156	254	245	31,130	37,541	50,990	123	187	10,643	18,875
100-199	61	122	81	7,098	14,289	9,539	61	121	37,088	86,688	70,075	61	117	81	16,385	28,605	25,625	45	61	5,755	8,878
200 and over	15	34	27	3,735	9,365	8,636	15	34	28,169	47,254	78,635	15	33	27	8,500	13,849	19,850	13	23	2,925	10,070
Northumberland																					
Total	1,093	1,425	1,313	86,320	105,175	71,333	1,078	1,312	782,020	455,404	562,338	1,074	1,358	1,320	189,731	173,451	201,733	801	1,113	72,885	104,302
None							14	4	15,852	332	3,060	16	4	8	5,915	261	1,152	14	6	3,294	590
Under 25	224	399	765	3,283	6,036	18,466	205	341	23,024	20,456	132,825	200	361	764	12,854	19,718	75,233	105	603	4,374	54,500
25-49	322	350		10,642	11,802		317	329	91,296	48,415		318	334		34,324	26,651		226		12,457	
50-99	268	358	359	16,694	22,380	22,509	265	338	130,654	96,323	197,415	267	348	359	41,216	44,874	68,208	211	326	14,206	38,034
100-199	181	212	141	22,678	25,514	16,528	179	199	196,728	109,493	127,093	175	206	141	44,327	37,349	36,385	152	131	16,819	20,975
200-399	74	77	41	18,313	19,033	9,820	74	73	175,816	86,077	75,075	74	77	41	28,690	27,158	17,055	71	40	11,121	10,003
400-799	21	20	(1)	10,110	11,060	(1)	21	19	103,980	61,725	(1)	21	19	(1)	14,605	12,520	(1)	19	(1)	5,814	(1)
800 and over	3	9	(1)	4,600	9,350	(1)	3	9	44,670	32,583	(1)	3	9	(1)	7,800	4,900	(1)	3	(1)	4,800	(1)
400-699	20	17	5	9,410	8,840	2,410	20	16	94,620	47,505	17,352	20	16	5	13,205	10,270	4,000	18	5	5,114	1,900
700-999	1	9	2	700	7,370	1,600	1	9	9,360	37,803	11,520	1	9	2	1,400	5,300	1,700	1	2	700	500
1000 and over	3	3	———	4,600	4,200	———	3	3	44,670	9,000	———	3	3	———	7,800	1,850	———	3	———	4,800	———
Nottoway																					
Total	1,367	1,381	1,325	38,351	44,387	43,110	1,271	1,253	288,240	216,695	329,049	1,242	1,271	1,241	117,160	117,743	130,168	414	612	41,892	50,807
None							10	2	1,316	81	———	20	4	———	3,724	987	———	6	———	2,780	———
Under 25	878	789	1,154	10,505	10,023	21,975	786	674	65,452	34,452	159,766	754	690	1,073	38,817	29,792	82,161	149	485	8,758	24,111
25-49	326	346		10,371	11,166		317	336	68,843	46,912		312	337		33,846	28,614		152		10,908	
50-99	123	180	115	7,688	10,880	7,042	118	177	53,908	53,706	49,767	116	175	113	21,012	30,582	21,343	75	81	9,137	10,097
100-199	23	46	31	2,979	5,558	3,783	23	44	23,082	27,613	30,625	23	46	31	6,804	12,835	10,934	16	24	4,186	7,181
200-399	10	13	14	2,628	3,100	3,675	10	13	26,595	27,423	30,575	10	12	14	3,900	9,485	6,850	9	12	1,801	3,818
400 and over	7	7	11	4,180	3,660	6,635	7	7	49,064	26,508	58,316	7	7	10	9,257	5,468	8,880	7	10	6,342	5,600
Orange																					
Total	1,210	1,457	1,127	80,560	90,748	77,906	1,155	1,428	690,703	438,969	593,639	1,130	1,391	1,097	165,008	166,747	155,544	671	711	78,956	63,662
None							8	4	423	570	3,329	17	3	9	11,990	100	640	12	8	11,669	385
Under 25	412	466	612	5,394	6,532	14,689	375	443	47,676	23,688	126,064	362	423	583	18,780	17,558	44,773	150	323	5,572	14,884
25-49	314	409		10,394	13,226		298	404	82,867	51,176		284	397		24,135	33,265		162		10,348	

50-99	243	306	287	15,658	19,371	18,483	234	302	125,281	85,605	151,229	234	298	281	32,192	36,471	37,172	163	199	12,397	14,786
100-199	150	197	162	19,006	24,474	19,929	149	196	152,207	103,614	152,996	146	193	160	32,837	39,588	30,359	124	126	15,206	11,400
200-399	69	57	45	17,248	14,255	10,985	69	57	153,651	72,393	74,166	65	56	44	25,479	19,885	16,000	58	37	12,024	6,322
400-799	18	18	(1)	9,280	9,140	(1)	18	18	91,473	75,058	(1)	18	17	(1)	13,120	12,480	(1)	18	(1)	7,440	(1)
800 and over	4	4	(1)	3,600	3,750	(1)	4	4	37,125	26,865	(1)	4	4	(1)	6,475	7,400	(1)	4	(1)	4,500	(1)
400-699	16	14	13	7,865	6,340	6,170	16	14	76,573	43,724	41,030	16	13	12	11,620	8,650	14,700	16	10	6,990	9,885
700 and over	6	8	8	5,015	6,550	7,650	6	8	52,025	58,199	64,825	6	8	8	7,975	11,230	11,900	6	8	4,750	6,000
Page																					
Total	1,198	1,447	1,430	72,115	88,207	89,262	1,156	1,366	485,559	464,185	596,171	1,147	1,359	1,429	170,130	162,554	208,459	714	1,205	94,514	126,681
None	———	———	———	———	———	———	6	4	2,088	665	1,485	14	6	2	8,647	4,600	180	13	2	8,071	300
Under 25	351	364	736	4,832	5,550	20,365	298	309	29,742	18,008	155,362	290	315	734	22,779	11,260	62,830	120	573	14,042	55,057
25-49	376	437		12,105	14,338		369	418	78,484	62,830		361	410		33,161	28,682		221		17,208	
50-99	258	372	436	15,879	23,485	27,701	252	362	97,977	116,765	181,183	252	364	436	31,518	55,777	65,049	180	387	13,907	37,768
100-199	178	207	194	21,276	25,333	23,179	176	206	142,601	131,925	128,419	175	200	193	39,670	36,310	41,320	155	184	19,026	26,574
200-399	44	59	51	10,533	14,776	11,782	44	59	83,557	94,642	84,830	44	57	51	21,105	20,225	30,280	35	47	12,425	21,700
400 and over	11	8	13	7,490	4,725	6,235	11	8	51,110	39,350	44,892	11	7	13	13,250	5,700	10,800	10	12	9,635	5,302
Patrick																					
Total	2,663	2,700	2,541	72,556	81,574	66,112	2,567	2,609	417,368	343,491	534,534	2,488	2,524	2,503	146,165	145,033	176,143	1,593	1,977	57,083	86,820
None	———	———	———	———	———	———	21	5	2,675	234	656	20	4	3	1,730	116	260	19	4	1,500	174
Under 25	1,500	1,226	2,301	22,094	18,189	48,795	1,396	1,142	127,004	73,323	414,885	1,339	1,080	2,260	52,241	41,336	144,255	769	1,764	17,966	71,524
25-49	912	1,080		28,734	34,726		902	1,069	154,971	143,106		884	1,053		54,797	63,504		605		19,584	
50-99	207	335	211	12,382	20,345	12,863	206	355	67,213	83,548	83,808	202	331	211	21,449	29,482	25,133	159	184	8,779	11,900
100-199	30	52	23	3,680	5,964	2,694	28	51	27,808	25,682	19,105	29	50	23	9,168	8,095	4,250	28	19	4,998	2,178
200-399	10	4	5	2,502	1,035	1,235	10	4	18,544	8,488	11,180	10	4	5	3,630	1,700	1,595	9	5	2,196	905
400 and over	4	3	1	3,164	1,325	525	4	3	19,153	11,110	4,900	4	2	1	3,150	800	650	4	1	2,060	139
Pittsylvania																					
Total	5,996	6,456	6,342	159,786	194,533	159,180	5,755	6,251	844,861	886,033	1,058,952	5,637	6,186	6,151	461,479	544,233	558,183	2,629	3,976	123,723	193,526
None	———	———	———	———	———	———	20	12	1,700	1,270	1,657	24	13	12	3,960	605	544	18	10	2,467	265
Under 25	3,262	2,931	5,813	48,033	43,565	118,011	3,063	2,763	249,182	189,625	798,498	2,965	2,715	5,616	169,782	152,897	463,155	1,163	3,556	38,016	155,603
25-49	2,185	2,559		68,945	81,371		2,131	2,520	346,413	370,952		2,115	2,507		196,469	256,553		1,112		49,330	
50-99	478	825	426	27,772	48,230	25,155	469	815	136,880	206,578	151,645	464	812	420	63,035	112,825	65,357	281	324	17,941	23,664
100-199	58	121	79	7,056	13,970	9,457	57	121	39,086	68,075	61,770	54	119	79	13,910	24,793	16,702	41	64	5,484	7,584
200-399	9	13	22	2,350	3,065	5,277	9	13	15,925	17,799	33,182	9	13	22	4,325	5,610	8,425	8	20	1,785	4,510
400 and over	6	7	2	5,650	4,332	1,300	6	7	55,675	31,734	12,200	6	7	2	10,000	10,950	4,000	6	2	8,700	2,100
Powhatan																					
Total	722	803	728	37,423	37,835	31,845	638	787	316,458	229,268	218,951	638	762	726	111,895	106,500	91,768	280	452	65,118	58,934
None	———	———	———	———	———	———	7	34	2,416	3,240	740	10	37	5	1,451	2,827	305	7	3	540	195
Under 25	377	378	546	5,065	4,821	12,318	311	340	29,088	24,469	84,350	310	318	542	21,777	16,059	45,866	71	301	7,670	15,281
25-49	184	231		5,851	7,404		167	222	38,554	38,499		171	225		22,853	22,877		90		11,191	
50-99	90	111	118	5,661	6,792	7,288	83	109	44,808	56,265	49,556	80	104	116	10,508	12,471	21,247	50	95	4,216	10,510
100-199	45	52	41	5,715	6,478	4,842	44	51	59,788	55,556	31,561	41	49	41	15,191	14,508	9,669	38	33	9,794	5,508
200-399	13	16	20	3,258	4,281	5,289	13	16	50,097	28,550	37,779	13	16	19	8,090	7,448	10,181	12	17	5,620	5,740
400-799	7	14	(1)	3,540	6,859	(1)	7	14	39,246	46,019	(1)	7	14	(1)	5,625	27,700	(1)	6	(1)	4,617	(1)
800 and over	6	1	(1)	8,333	1,200	(1)	6	1	92,481	16,710	(1)	6	1	(1)	26,400	2,800	(1)	6	(1)	21,470	(1)
400-699	7	12	1	3,540	5,449	425	7	12	39,246	42,719	4,500	7	12	1	5,625	23,200	700	6	1	4,617	250
700-999	———	2	2	———	1,410	1,685	———	2	———	5,500	10,445	———	2	2	———	4,500	3,800	———	2	———	1,850
1000 and over	6	1	———	8,333	1,200	———	6	1	92,481	16,710	———	6	1	———	26,400	2,800	———	6	———	21,470	———
Prince Edward																					
Total	1,501	1,662	1,494	41,652	52,799	45,549	1,469	1,609	288,411	228,199	304,515	1,590	1,580	1,419	122,282	139,992	149,459	559	908	38,954	60,279
None	———	———	———	———	———	———	9	2	830	62	690	11	2	4	527	250	450	4	3	145	200
Under 25	907	909	1,273	11,630	11,689	24,641	872	866	70,769	31,172	147,989	804	844	1,197	44,359	39,462	101,386	193	710	9,355	35,662
25-49	412	494		12,931	15,964		407	482	81,980	52,154		398	483		41,701	46,496		221		12,859	
50-99	138	197	168	8,513	11,568	9,831	138	197	57,467	43,587	67,206	134	191	166	20,496	26,174	28,063	86	146	8,403	13,841
100-199	29	45	34	3,528	5,208	4,057	28	45	25,765	23,764	29,525	28	43	34	7,909	11,970	8,955	25	51	4,487	4,571
200-399	11	10	13	2,675	2,645	3,470	11	10	24,100	21,260	27,288	11	10	12	3,150	3,640	5,505	9	12	1,905	3,005
400 and over	4	7	6	2,475	5,725	3,350	4	7	27,500	56,200	31,617	4	7	6	4,140	12,000	5,100	3	6	1,800	3,000

[1] Comparison with later censuses may be found in groups below beginning with 400-699.

COUNTY TABLE 1.—CHICKENS ON FARMS 1940, 1935, AND 1930; CHICKEN EGGS PRODUCED AND CHICKENS RAISED 1939, 1934, AND 1929; AND CHICKENS SOLD, 1939 AND 1929; CLASSIFIED BY NUMBER ON HAND—Continued

(Chickens on hand over 4 months old Apr. 1, 1940 and over 3 months old Jan. 1, 1935 and Apr. 1, 1930)

STATE OR COUNTY AND NUMBER OF CHICKENS ON HAND	CHICKENS ON HAND						CHICKEN EGGS PRODUCED					CHICKENS RAISED						CHICKENS SOLD			
	Farms reporting			Number			Farms reporting		Dozens			Farms reporting			Number			Farms reporting		Number	
	1940 (Apr. 1)	1935 (Jan. 1)	1930 (Apr. 1)	1940 (Apr. 1)	1935 (Jan. 1)	1930 (Apr. 1)	1939	1934	1939	1934	1929	1939	1934	1929	1939	1934	1929	1939	1929	1939	1929
VIRGINIA—Contd.																					
Prince George																					
Total	760	724	772	38,075	37,513	39,931	741	677	229,767	162,705	243,879	698	661	699	119,117	73,334	75,039	333	392	91,915	25,196
None	—	—	—	—	—	—	12	—	859	—	170	17	3	2	17,359	3,037	150	7	2	17,101	65
Under 25	343	277	506	4,196	3,473	10,578	321	242	20,646	8,741	66,682	290	236	449	11,618	8,301	26,953	70	207	3,829	6,688
25-49	195	195		6,243	6,299		189	188	33,323	22,728		174	180		28,278	12,912		79		19,216	
50-99	116	138	147	7,416	8,381	9,116	114	135	38,762	29,940	49,873	111	132	133	17,866	17,899	16,312	81	82	11,209	4,687
100-199	77	81	82	9,415	10,425	10,167	76	80	53,725	49,726	60,240	77	77	78	21,725	17,475	16,828	69	67	15,577	6,840
200-399	24	27	32	6,145	6,135	7,245	24	26	48,840	35,440	40,364	24	27	32	6,925	10,110	9,865	22	29	5,775	4,226
400 and over	5	6	5	4,660	2,800	2,825	5	6	33,612	16,130	26,550	5	6	5	15,346	3,600	4,931	5	5	19,208	2,690
Prince William																					
Total	868	1,167	791	65,065	89,676	64,163	831	1,136	589,173	518,240	470,859	775	1,080	793	129,887	146,783	115,771	466	596	69,277	61,860
None	—	—	—	—	—	—	9	1	3,220	3	1,167	8	4	4	985	86	1,600	6	4	3,055	1,235
Under 25	221	268	272	3,395	4,003	8,013	200	251	31,207	23,808	60,292	167	224	271	10,559	8,507	22,323	49	154	3,539	11,090
25-49	211	300		6,939	9,870		202	294	69,204	58,035		190	273		16,541	21,049		84		6,201	
50-99	222	295	292	14,217	18,672	19,311	215	288	128,433	105,882	137,358	208	281	292	28,383	29,131	39,835	152	239	14,133	20,387
100-199	142	192	177	17,484	24,481	21,693	134	190	145,527	153,606	160,930	134	189	176	34,950	37,229	31,075	114	154	20,097	17,116
200-399	55	91	40	13,530	22,565	9,656	54	91	124,377	119,013	72,460	51	89	40	25,969	37,156	12,838	47	37	15,827	7,302
400 and over	17	21	(1)	9,500	10,085	(1)	17	21	87,205	57,893	(1)	17	20	(1)	12,500	13,625	(1)	14	(1)	6,425	(1)
400-699	14	20	8	6,750	9,385	3,890	14	20	59,525	55,493	27,352	14	19	8	10,200	12,025	5,900	14	8	6,425	4,730
700 and over	3	1	2	2,750	700	1,600	3	1	27,680	2,400	11,300	3	1	2	2,300	1,600	2,200				
Princess Anne																					
Total	794	1,153	1,064	55,206	78,765	79,824	754	1,113	324,334	343,888	488,872	742	1,095	1,004	155,994	167,903	161,188	412	612	96,996	89,417
None	—	—	—	—	—	—	10	1	2,177	450	2,600	15	2	4	22,974	57	1,170	9	4	21,105	1,455
Under 25	180	251	479	2,454	3,534	11,266	156	235	14,077	15,273	66,649	147	221	439	7,563	8,132	26,879	41	192	2,882	8,281
25-49	204	311		6,478	9,811		193	299	32,356	44,590		189	294		19,191	19,913		85		8,724	
50-99	209	302	286	13,457	19,401	18,482	202	293	64,660	84,415	98,893	196	293	273	36,008	41,032	37,546	114	185	19,335	20,173
100-199	148	232	229	18,370	28,734	28,341	140	229	95,542	116,751	144,519	142	229	221	38,143	59,819	54,394	115	173	22,219	31,417
200-399	49	51	55	12,397	12,285	12,778	49	50	100,127	48,420	100,122	49	50	53	29,095	29,750	24,999	45	45	20,781	16,740
400 and over	4	6	15	2,050	5,000	8,957	4	6	15,395	33,989	76,089	4	6	14	3,020	9,200	16,200	3	13	1,950	11,351
Pulaski																					
Total	1,011	1,137	1,105	34,840	48,187	46,842	932	1,052	201,910	200,438	343,075	909	934	1,105	72,713	62,813	82,584	486	654	33,497	34,027
None	—	—	—	—	—	—	13	5	7,355	265	260	13	5	5	4,669	390	192	11	7	4,004	341
Under 25	411	385	797	5,737	5,407	19,743	345	346	31,579	25,074	152,670	326	284	793	14,814	8,287	42,981	118	428	4,709	17,171
25-49	351	406		11,433	13,392		328	370	63,431	60,722		324	339		21,165	16,306		171		7,086	
50-99	200	246	233	11,735	15,165	14,847	197	233	67,291	62,594	107,131	197	212	232	22,059	18,445	22,141	147	164	12,579	9,450
100 and over	49	100	75	5,935	14,223	12,252	49	98	32,254	51,783	83,014	49	94	75	10,006	19,385	17,270	39	55	5,119	7,065
Rappahannock																					
Total	743	774	790	41,862	45,168	45,046	738	763	281,906	232,044	278,819	707	757	785	76,313	82,958	78,208	479	582	27,680	32,510
None	—	—	—	—	—	—	2	—	450	—	1,075	3	2	3	650	50	96	4	3	536	42
Under 25	174	114	415	2,725	1,873	11,451	170	106	16,071	7,991	75,893	153	104	409	7,411	4,938	27,578	67	275	2,049	11,130
25-49	230	267		7,987	8,964		238	265	47,653	49,931		226	261		16,271	20,170		148		5,426	

50-99	216	267	255	13,601	16,702	15,065	214	266	86,167	87,408	96,119	211	266	253	24,558	31,971	24,813	161	184	9,068	10,086
100-199	87	108	125	10,299	13,194	14,442	87	108	77,117	66,069	86,437	87	106	125	16,903	19,619	20,602	75	104	6,471	8,929
200-399	24	17	17	5,985	3,935	4,088	24	17	44,838	19,145	19,295	24	17	17	8,720	5,610	5,119	21	16	3,205	2,325
400 and over	3	1	----	1,265	500	----	3	1	9,610	1,500	----	3	1	----	1,800	600	----	3	----	925	----
Richmond																					
Total	818	936	1,019	61,854	61,266	56,206	798	921	486,774	304,353	407,544	783	862	1,014	110,512	82,944	143,098	557	902	43,570	70,943
None	----	----	----	----	----	----	4	----	670	----	490	7	3	2	466	298	300	4	2	285	200
Under 25	161	208	600	2,635	3,312	15,507	149	197	16,189	15,553	119,592	140	166	595	6,568	6,478	63,285	67	501	1,827	28,025
25-49	228	294		7,494	10,040		221	291	50,771	46,569		218	269		17,629	17,722		155		6,661	
50-99	226	247	271	14,292	15,989	17,362	222	246	94,920	72,357	122,986	221	240	270	26,435	23,372	42,144	172	259	9,770	22,254
100-199	130	129	122	16,393	15,857	14,572	129	129	127,401	70,342	92,047	124	126	122	26,889	18,566	26,094	114	115	11,000	14,234
200-399	59	49	19	14,140	11,863	4,840	59	49	129,708	72,981	36,211	59	49	18	23,350	11,483	6,775	52	18	9,252	4,175
400 and over	14	9	7	6,900	4,225	3,925	14	9	67,115	26,551	36,218	14	9	7	9,175	5,025	4,500	13	7	4,775	2,075
Roanoke																					
Total	1,278	1,582	1,444	51,450	57,259	56,468	1,235	1,470	433,432	250,284	480,483	1,152	1,381	1,422	156,641	117,566	129,025	567	863	88,266	57,893
None	----	----	----	----	----	----	22	1	3,509	25	200	23	5	2	2,707	606	210	17	3	1,868	165
Under 25	602	742	1,111	8,937	10,509	26,499	562	668	72,203	30,271	222,990	493	593	1,087	27,609	23,472	64,743	321	3	10,389	22,952
25-49	461	546		14,524	17,177		444	515	101,811	60,831		431	500		34,030	30,819		2		11,760	
50-99	152	215	247	8,986	12,813	15,396	145	210	72,423	50,179	120,160	145	206	247	23,925	20,751	27,250	98	182	12,933	11,220
100-199	39	55	69	4,828	6,615	7,758	39	52	37,148	27,975	61,920	37	53	69	16,345	11,308	11,922	34	50	10,325	4,461
200-399	18	18	15	4,775	4,545	4,015	17	18	62,108	38,908	34,013	17	18	15	10,175	9,710	8,100	16	13	6,600	4,895
400-799	3	4	(1)	1,400	1,775	(1)	3	4	10,510	13,895	(1)	3	4	(1)	2,350	4,300	(1)	3	(1)	1,291	(1)
800 and over	3	2	(1)	8,000	3,825	(1)	3	2	73,720	30,200	(1)	3	2	(1)	39,500	16,600	(1)	3	(1)	33,100	(1)
400-699	3	4	----	1,400	1,775	----	3	4	10,510	13,895	----	3	4	----	2,350	4,300	----	3	----	1,291	----
700-999	----	1	1	----	825	800	----	1	----	9,000	11,200	----	1	1	----	1,600	1,800	----	1	----	1,200
1000 and over	3	1	1	8,000	3,000	2,000	3	1	73,720	21,200	30,000	3	1	1	39,500	15,000	15,000	3	1	33,100	13,000
Rockbridge																					
Total	1,933	2,136	1,742	102,231	134,439	120,576	1,891	2,110	674,921	672,411	820,944	1,832	2,061	1,738	206,222	216,114	197,491	1,254	1,322	99,480	90,569
None	----	----	----	----	----	----	9	2	1,937	475	300	21	7	2	7,901	3,567	300	16	2	7,329	300
Under 25	464	387	678	6,989	5,780	19,529	426	368	40,658	24,608	136,470	392	343	675	19,650	13,720	46,683	201	436	7,746	20,920
25-49	683	636		22,589	21,185		678	630	139,842	98,444		649	607		47,167	40,201		438		17,598	
50-99	525	686	672	33,259	42,930	43,692	518	684	228,645	208,335	285,564	514	682	669	64,149	69,634	79,339	386	542	23,794	36,583
100-199	214	347	324	25,501	42,283	39,387	213	346	164,413	223,787	264,829	209	342	324	38,710	64,388	51,572	172	279	19,173	24,266
200-399	40	68	61	9,693	16,066	14,268	40	68	64,901	88,219	105,396	40	68	61	14,345	18,179	15,572	34	56	6,930	7,150
400 and over	7	12	7	4,200	6,195	3,700	7	12	34,525	28,543	28,385	7	12	7	14,300	6,425	4,025	7	7	10,910	1,350
Rockingham																					
Total	3,392	3,549	3,321	307,253	396,585	381,205	3,218	3,428	2,543,947	2,013,322	3,148,023	3,156	3,279	3,284	3,465,123	1,006,353	782,760	2,676	2,970	3,176,640	503,617
None	----	----	----	----	----	----	24	12	7,510	4,284	10,325	144	25	16	523,994	27,519	4,931	143	16	511,970	4,126
Under 25	705	493	853	9,759	7,064	25,661	581	424	75,856	32,096	244,301	544	382	821	488,256	47,187	86,316	397	683	472,701	61,318
25-49	760	751		25,198	24,699		728	723	189,466	112,737		662	671		513,845	70,329		506		480,196	
50-99	821	923	1,031	53,563	60,512	69,305	795	907	429,071	322,663	629,684	743	870	1,019	506,522	148,737	138,179	624	930	451,182	83,595
100-199	708	843	937	90,298	107,060	118,592	695	833	758,467	595,943	954,988	675	810	929	611,161	257,479	246,911	630	872	545,729	148,684
200-399	310	405	379	76,170	101,135	92,744	308	401	636,083	578,448	749,157	300	389	379	440,149	247,210	160,651	290	358	378,908	102,267
400-799	73	97	(1)	35,686	47,335	(1)	73	91	296,688	215,566	(1)	73	95	(1)	254,306	99,217	(1)	71	(1)	226,762	(1)
800 and over	15	37	(1)	16,579	48,780	(1)	14	37	150,806	151,585	(1)	15	37	(1)	126,890	108,675	(1)	15	(1)	109,192	(1)
400-699	66	89	92	30,736	41,635	44,480	66	84	253,016	181,193	363,484	66	87	91	205,756	88,367	87,922	64	86	180,847	62,652
700-999	16	23	18	12,400	18,480	14,223	16	22	119,812	89,108	108,066	16	23	18	80,350	26,325	29,950	16	14	73,565	19,825
1000 and over	6	22	11	9,129	36,000	16,200	5	22	74,666	96,850	88,018	6	22	11	95,090	93,200	27,900	6	11	81,542	21,150
Russell																					
Total	2,550	3,390	2,506	99,756	145,166	100,258	2,483	3,339	557,049	513,650	748,067	2,465	3,295	2,370	166,272	249,821	191,500	1,307	1,666	48,669	77,231
None	----	----	----	----	----	----	17	1	1,325	50	----	19	1	1	578	25	45	14	1	357	45
Under 25	806	805	1,792	11,990	13,082	46,977	760	767	76,223	45,288	369,798	743	748	1,662	28,012	25,764	101,703	291	1,114	5,945	40,018
25-49	1,029	1,470		34,237	48,366		1,005	1,457	206,299	173,254		1,000	1,445		62,016	90,687		551		16,180	
50-99	586	891	581	35,659	54,443	34,689	572	890	180,308	187,928	252,095	575	878	574	52,165	85,078	63,436	344	442	15,900	26,744
100-199	117	207	118	13,281	23,350	13,492	117	207	62,494	84,558	83,854	116	206	118	17,101	34,155	19,941	95	100	7,217	8,519
200-399	8	15	14	1,789	3,525	3,100	8	15	13,600	11,972	22,320	8	15	14	2,550	5,612	3,375	8	8	1,450	905
400 and over	4	2	1	2,800	2,400	2,000	4	2	16,800	10,600	20,000	4	2	1	3,850	8,500	3,000	4	1	1,620	1,000

[1] Comparison with later censuses may be found in groups below beginning with 400-699.

COUNTY TABLE 1.—CHICKENS ON FARMS 1940, 1935, AND 1930; CHICKEN EGGS PRODUCED AND CHICKENS RAISED 1939, 1934, AND 1929; AND CHICKENS SOLD, 1939 AND 1929; CLASSIFIED BY NUMBER ON HAND—Continued

(Chickens on hand over 4 months old Apr. 1, 1940 and over 3 months old Jan. 1, 1935 and Apr. 1, 1930)

STATE OR COUNTY AND NUMBER OF CHICKENS ON HAND	CHICKENS ON HAND						CHICKEN EGGS PRODUCED					CHICKENS RAISED						CHICKENS SOLD			
	Farms reporting			Number			Farms reporting		Dozens			Farms reporting			Number			Farms reporting		Number	
	1940 (Apr.1)	1935 (Jan.1)	1930 (Apr.1)	1940 (Apr. 1)	1935 (Jan. 1)	1930 (Apr. 1)	1939	1934	1939	1934	1929	1939	1934	1929	1939	1934	1929	1939	1929	1939	1929
VIRGINIA—Contd.																					
Scott																					
Total	3,532	4,013	3,525	140,786	180,090	162,585	3,467	3,876	779,601	667,262	1,096,694	3,380	3,863	3,484	207,253	266,666	288,424	2,743	2,902	91,603	139,159
None	—	—	—	—	—	—	30	12	6,091	1,400	640	32	14	9	1,946	659	550	34	9	1,326	430
Under 25	1,075	958	2,250	16,516	14,645	58,940	1,015	848	86,368	52,999	405,652	964	847	2,184	35,765	29,936	154,503	714	1,680	16,255	65,559
25-49	1,346	1,579		44,408	52,631		1,515	1,545	253,081	207,782		1,292	1,530		72,210	87,021		1,027		50,648	
50-99	934	1,182	992	57,352	73,797	63,018	930	1,161	309,982	271,916	423,525	917	1,161	990	74,590	102,839	99,910	814	926	52,342	48,550
100-199	160	290	273	17,963	32,870	51,075	160	285	91,492	113,205	196,884	158	285	271	17,907	39,056	42,882	137	257	7,796	21,373
200 and over	17	26	30	4,767	6,149	9,350	17	25	32,587	19,960	70,195	17	26	30	4,835	7,155	10,579	17	30	3,256	5,447
Shenandoah																					
Total	2,054	2,517	2,123	199,826	278,173	306,445	1,979	2,275	1,584,602	2,067,192	2,512,816	1,936	2,103	2,122	1,036,047	427,359	419,894	1,536	1,875	900,217	281,616
None	—	—	—	—	—	—	11	12	12,424	3,465	4,338	71	16	4	351,007	4,246	2,370	67	3	347,446	1,774
Under 25	284	222	396	4,004	5,300	11,868	235	197	24,667	20,596	108,214	214	160	394	78,502	11,446	26,213	122	295	72,248	15,454
25-49	430	459		14,389	14,758		415	424	85,779	98,380		382	380		103,124	26,688		257		94,306	
50-99	569	601	577	38,677	39,617	39,439	557	592	244,029	281,407	342,957	526	542	575	165,190	59,673	68,470	428	512	141,300	38,044
100-199	515	626	689	66,702	81,293	89,799	508	624	557,950	573,045	676,362	492	595	688	191,481	132,453	112,822	431	628	145,902	60,002
200-399	207	345	341	50,679	87,207	85,023	207	342	426,692	684,782	653,614	202	329	341	98,753	126,334	100,457	185	322	63,465	54,151
400 and over	49	84	(1)	27,375	51,998	(1)	48	84	253,061	405,517	(1)	49	81	(1)	47,990	66,519	(1)	46	(1)	35,550	(1)
400-699	41	65	83	19,385	31,262	40,859	41	65	161,161	255,101	353,831	41	63	83	32,420	37,789	57,082	39	79	23,650	30,697
700 and over	8	19	37	7,990	20,736	39,457	7	19	91,900	150,416	373,500	8	18	37	15,570	28,730	52,480	7	36	11,900	31,534
Smyth																					
Total	1,653	2,065	1,707	62,280	79,082	71,191	1,600	1,999	434,688	374,846	553,186	1,595	1,992	1,703	136,120	131,610	155,568	1,169	1,353	61,582	76,881
None	—	—	—	—	—	—	7	—	1,260	—	265	12	—	2	1,080	—	240	9	1	571	15
Under 25	615	767	1,190	9,139	11,930	29,815	567	707	61,593	45,959	230,755	561	704	1,185	25,053	23,220	81,455	343	907	10,387	40,920
25-49	607	765		19,816	24,564		599	762	141,672	109,165		594	759		45,086	45,337		450		19,899	
50-99	340	405	398	21,096	24,968	24,735	337	405	149,584	127,037	186,111	337	403	397	40,380	39,343	46,892	286	344	19,631	24,335
100-199	79	108	107	9,318	12,420	12,210	78	107	59,461	75,059	96,241	79	108	107	15,276	18,925	17,391	70	90	6,639	7,736
200 and over	12	18	12	2,911	5,200	4,431	12	18	21,118	17,626	39,814	12	18	12	9,245	4,785	9,590	11	11	4,455	3,875
Southampton																					
Total	2,107	2,641	2,756	58,468	93,967	77,692	2,056	2,492	313,314	383,318	379,406	2,010	2,567	2,665	146,931	198,437	180,601	695	1,362	41,030	51,864
None	—	—	—	—	—	—	27	1	3,021	600	476	34	3	3	7,226	390	162	7	1	5,845	45
Under 25	1,167	1,096	2,359	14,748	14,385	46,383	1,109	999	76,212	49,769	241,693	1,053	1,044	2,269	41,821	39,149	125,236	264	1,088	8,137	34,333
25-49	614	926		19,573	29,477		604	892	96,002	106,136		601	910		48,340	64,280		257		12,540	
50-99	275	472	323	16,437	28,689	19,449	265	456	88,344	106,598	87,307	271	466	319	37,434	59,010	37,250	129	216	10,161	10,951
100-199	57	124	68	4,225	14,181	7,635	37	121	22,980	48,731	38,440	37	121	68	6,090	23,093	11,823	28	51	2,032	4,510
200 and over	14	23	6	3,485	7,235	4,225	14	23	26,755	51,484	11,490	14	23	6	6,020	12,515	6,130	10	6	2,315	2,025
Spotsylvania																					
Total	1,243	1,419	1,367	71,273	71,706	68,670	1,224	1,358	545,720	334,571	490,081	1,180	1,347	1,322	149,239	139,188	150,611	606	942	64,392	64,463
None	—	—	—	—	—	—	5	—	605	—	455	9	—	2	2,055	—	90	6	2	1,840	300
Under 25	371	414	905	5,565	6,442	22,088	357	386	40,744	20,669	164,005	338	376	864	26,843	18,660	65,828	102	568	13,057	26,300
25-49	402	528		13,305	17,071		394	508	94,358	56,880		381	505		29,213	35,397		189		7,704	

50-99	264	306	316	16,894	18,852	19,775	262	295	116,761	81,809	131,051	256	300	312	31,694	36,736	38,504	162	240	10,899	16,539
100-199	146	122	102	17,803	14,672	13,034	146	120	143,676	69,798	94,392	136	118	101	25,223	27,608	21,005	94	91	10,987	8,626
200-399	49	39	34	11,706	9,439	8,398	49	39	87,049	68,202	54,789	49	38	33	16,035	12,405	12,044	42	32	6,980	5,398
400 and over	11	10	10	6,000	5,230	5,375	11	10	62,527	37,213	45,389	11	10	10	18,176	8,382	13,140	11	9	12,925	7,300
Stafford																					
Total	832	1,122	885	61,451	88,180	69,566	814	1,049	442,093	478,384	577,084	786	1,082	866	108,300	132,025	126,843	431	641	37,126	55,776
None	----	----	----	----	----	----	----	3	----	200	1,022	1	6	3	20	630	612	1	2	10	560
Under 25	167	174	390	2,587	2,688	11,031	159	151	21,109	8,639	98,157	148	150	380	7,392	6,569	29,425	55	245	1,159	12,519
25-49	282	335		9,302	11,781		276	314	61,696	60,664		267	326		20,441	21,403		131		5,062	
50-99	210	347	320	12,858	22,289	19,946	207	338	88,053	109,799	153,689	203	344	313	24,397	33,743	38,552	119	246	6,013	16,497
100-199	115	171	103	13,609	20,714	12,679	114	168	93,317	100,189	96,185	109	164	101	20,408	23,537	20,684	80	85	6,870	8,226
200-399	41	74	55	9,945	18,612	13,190	41	74	75,398	101,128	106,908	41	74	52	16,499	33,831	18,965	33	49	7,762	8,099
400-799	12	19	(1)	5,850	9,278	(1)	12	19	40,920	79,285	(1)	12	18	(1)	9,245	5,762	(1)	7	(1)	2,900	(1)
800 and over	5	2	(1)	7,300	2,800	(1)	5	2	61,600	18,480	(1)	5	2	(1)	9,900	6,550	(1)	5	(1)	7,350	(1)
400-699	11	18	11	5,150	8,526	5,420	11	18	36,440	78,285	47,433	11	15	11	8,045	4,762	7,605	7	9	2,900	3,325
700-999	2	2	4	1,500	1,550	2,900	2	2	14,480	7,000	23,690	2	2	4	2,000	1,550	4,500	1	3	550	1,050
1000 and over	4	1	2	6,500	2,000	4,400	4	1	51,600	12,480	50,000	4	1	2	9,100	6,000	6,500	4	2	6,800	5,500
Surry																					
Total	693	718	793	27,431	33,011	35,197	676	688	167,189	109,269	226,705	661	682	784	48,411	48,504	70,520	299	501	16,371	25,058
None	----	----	----	----	----	----	2	1	260	55	----	3	2	1	180	84	60	1	1	50	30
Under 25	261	218	535	3,334	2,871	11,874	248	200	19,420	6,336	72,961	237	192	528	7,405	6,116	28,633	54	299	1,354	8,932
25-49	223	231		7,193	7,274		221	225	45,241	20,125		216	225		14,369	10,487		109		4,933	
50-99	158	192	189	9,681	12,310	11,792	156	189	53,382	43,693	68,644	155	187	187	15,294	15,857	22,744	98	149	5,080	8,370
100-199	43	68	55	5,373	8,031	6,395	41	64	32,560	26,014	40,790	42	67	55	8,513	12,205	11,458	29	42	3,689	4,151
200 and over	8	9	14	1,850	2,425	5,136	8	9	16,346	13,048	44,310	8	9	13	2,650	3,775	7,625	8	10	1,265	3,575
Sussex																					
Total	1,068	1,004	1,208	32,660	38,374	46,062	993	979	204,720	166,508	283,050	998	966	1,185	110,784	88,466	116,505	383	654	47,668	36,481
None	----	----	----	----	----	----	7	3	374	1,630	515	11	5	5	12,859	5,050	245	6	3	12,288	80
Under 25	582	450	951	7,096	6,106	19,836	511	435	31,818	24,622	114,181	509	418	927	21,298	15,590	70,056	109	474	3,006	18,549
25-49	297	299		9,310	9,460		289	292	52,231	40,786		288	295		28,730	25,206		134		6,725	
50-99	150	194	179	8,858	11,721	10,527	147	189	50,924	50,307	61,636	150	189	178	25,174	24,555	24,407	102	117	11,046	6,752
100-199	33	47	62	3,771	5,440	7,839	33	46	29,367	25,563	40,968	32	48	59	9,448	9,835	12,942	26	47	5,578	4,906
200-399	3	10	12	725	2,307	3,200	3	10	7,366	7,960	22,801	3	9	12	1,775	6,130	2,325	3	9	1,325	850
400 and over	3	4	4	2,900	3,340	4,860	3	4	32,640	17,640	42,949	3	4	4	11,500	4,100	6,530	3	4	7,700	5,344
Tazewell																					
Total	1,451	1,929	1,591	58,128	80,274	62,451	1,385	1,891	340,847	381,679	453,302	1,382	1,816	1,387	107,158	115,987	107,467	673	743	35,408	36,858
None	----	----	----	----	----	----	3	5	365	835	4,367	9	5	4	410	305	527	4	4	117	247
Under 25	482	590	1,151	7,451	9,080	29,103	442	551	44,909	33,627	229,188	428	497	968	18,376	17,025	55,464	136	437	3,984	16,051
25-49	558	750		17,999	23,968		538	747	102,292	116,648		542	732		39,530	38,801		250		14,027	
50-99	324	454	346	19,490	27,924	21,452	318	454	116,769	139,115	135,617	319	449	326	30,803	37,235	33,636	216	228	10,999	12,537
100-199	71	112	86	8,288	13,482	9,511	68	111	48,912	66,829	65,710	70	111	81	11,539	15,935	13,240	54	66	4,506	5,697
200-399	12	21	6	2,700	4,920	1,415	12	21	18,140	23,475	9,920	12	20	6	3,700	5,936	2,800	9	6	1,300	1,326
400 and over	4	2	2	2,200	900	950	4	2	9,460	1,150	8,500	4	2	2	2,800	750	1,800	4	2	475	1,000
Warren																					
Total	674	816	520	45,270	58,645	46,881	641	793	275,471	320,215	387,409	657	720	519	120,552	63,121	90,734	419	400	71,070	40,729
None	----	----	----	----	----	----	2	3	1,150	750	----	10	3	1	1,412	375	100	6	----	1,202	----
Under 25	177	160	190	2,698	2,205	5,380	164	142	17,688	7,654	44,278	163	114	189	11,198	4,663	16,608	74	140	4,960	9,081
25-49	220	247		7,257	7,975		213	244	47,882	36,003		213	221		16,464	12,785		121		5,662	
50-99	159	219	183	9,832	13,255	11,693	148	215	58,383	64,338	82,329	157	204	182	27,720	14,347	22,288	116	139	17,030	9,666
100-199	89	146	113	10,773	17,742	13,952	85	145	60,973	96,226	116,135	85	135	113	17,283	16,588	22,623	75	95	8,341	11,350
200-399	23	32	25	5,380	7,743	5,891	23	32	34,870	48,170	45,445	23	31	25	9,925	6,113	10,015	21	20	5,225	3,302
400 and over	6	12	9	9,350	7,725	9,985	6	12	54,525	67,074	99,222	6	12	9	36,550	8,250	19,100	6	6	28,650	7,350
Warwick																					
Total	246	231	217	10,501	12,085	12,244	238	212	77,863	85,520	106,666	208	209	216	29,230	47,875	45,415	48	133	17,994	26,295
None	----	----	----	----	----	----	1	2	120	70	----	4	6	1	235	1,389	250	----	1	----	230
Under 25	142	95	150	1,726	1,204	3,132	138	77	10,378	7,437	25,461	113	79	149	7,290	5,337	12,804	9	75	2,791	4,903
25-49	53	73		1,675	2,357		51	70	10,061	14,104		43	63		3,693	12,482		9		788	

[1] Comparison with later censuses may be found in groups below beginning with 400-699.

COUNTY TABLE 1.—CHICKENS ON FARMS 1940, 1935, AND 1930; CHICKEN EGGS PRODUCED AND CHICKENS RAISED 1939, 1934, AND 1929; AND CHICKENS SOLD, 1939 AND 1929; CLASSIFIED BY NUMBER ON HAND—Continued

(Chickens on hand over 4 months old Apr. 1, 1940 and over 3 months old Jan. 1, 1935 and Apr. 1, 1930)

STATE OR COUNTY AND NUMBER OF CHICKENS ON HAND	CHICKENS ON HAND						CHICKEN EGGS PRODUCED					CHICKENS RAISED						CHICKENS SOLD			
	Farms reporting			Number			Farms reporting		Dozens			Farms reporting			Number			Farms reporting		Number	
	1940 (Apr.1)	1935 (Jan.1)	1930 (Apr.1)	1940 (Apr. 1)	1935 (Jan. 1)	1930 (Apr. 1)	1939	1934	1939	1934	1929	1939	1934	1929	1939	1934	1929	1939	1929	1939	1929
VIRGINIA—Contd.																					
Warwick—Contd.																					
50-99	34	37	42	2,055	2,217	2,558	32	37	15,726	14,922	20,508	31	36	41	6,462	4,976	6,206	17	36	4,455	3,602
100-199	8	17	14	970	2,082	1,634	7	17	7,583	10,667	15,133	8	16	14	1,800	9,741	2,405	4	11	735	910
200-399	5	6	5	1,375	1,525	1,220	5	6	9,220	11,020	11,020	5	6	5	4,950	3,750	6,000	5	4	3,750	4,450
400 and over	4	3	6	2,700	2,700	3,700	4	3	24,775	27,300	34,544	4	3	6	4,800	10,200	17,750	4	6	5,475	12,200
Washington																					
Total	3,863	3,923	3,485	144,745	178,096	150,440	3,755	3,821	898,051	789,412	1,036,591	3,760	3,799	3,160	290,305	287,214	264,040	2,794	2,217	129,206	126,110
None	-----	-----	-----	-------	-------	-------	17	2	3,283	390	100	24	5	2	4,334	395	75	18	2	3,914	35
Under 25	1,371	960	2,364	20,835	14,929	59,554	1,276	885	136,018	71,873	410,383	1,275	875	2,083	57,888	33,671	131,495	798	1,346	23,218	59,835
25-49	1,493	1,525		49,235	50,316		1,470	1,503	309,529	237,566		1,470	1,498		104,628	95,437		1,127		42,336	
50-99	789	1,112	848	47,729	68,462	52,625	782	1,106	287,123	297,445	357,911	781	1,100	812	79,886	105,730	84,633	659	635	35,030	40,570
100-199	194	286	234	22,261	33,329	27,056	194	285	128,728	139,439	177,850	194	282	224	34,733	42,846	34,337	177	196	19,308	18,870
200-399	13	32	33	3,385	7,460	7,535	13	32	22,450	24,714	55,302	13	31	33	6,750	7,305	8,450	12	32	4,270	4,370
400 and over	3	8	6	1,300	3,600	3,670	3	8	10,920	17,985	35,045	3	8	6	2,086	1,880	5,050	3	6	1,130	2,430
Westmoreland																					
Total	993	959	945	88,301	80,447	68,414	976	925	752,692	556,099	578,916	968	825	898	190,183	115,428	138,733	653	685	103,418	67,051
None	-----	-----	-----	-------	-------	-------	4	-----	820	---------	600	7	2	1	645	75	75	6	1	569	15
Under 25	261	239	499	3,939	3,714	12,500	248	216	21,316	12,990	107,684	237	173	457	14,951	7,103	35,395	114	316	7,466	16,707
25-49	251	252		8,155	8,314		246	247	46,927	40,395		247	218		26,267	14,360		155		12,919	
50-99	187	235	252	11,600	14,597	16,001	185	230	71,500	86,198	125,108	187	209	247	23,490	23,354	34,795	122	201	9,538	15,873
100-199	162	126	132	20,555	15,815	15,843	162	125	181,262	100,045	122,413	158	118	131	42,139	22,716	29,970	136	111	22,922	14,158
200-399	100	76	45	25,527	18,385	11,020	99	76	235,294	126,782	87,417	100	75	45	42,886	20,880	16,200	91	41	23,329	7,398
400-799	26	25	(1)	13,375	13,022	(1)	26	25	152,273	130,379	(1)	26	24	(1)	29,905	16,851	(1)	24	(1)	20,675	(1)
800 and over	6	6	(1)	5,150	6,600	(1)	6	6	43,300	59,310	(1)	6	6	(1)	9,900	10,089	(1)	5	(1)	6,000	(1)
400-699	20	20	11	9,125	9,522	5,200	20	20	107,773	98,959	40,367	20	19	11	20,925	12,125	9,600	18	9	15,375	4,900
700 and over	12	11	6	9,400	10,100	7,850	12	11	87,800	90,730	95,327	12	11	6	18,880	14,815	12,700	11	6	11,300	8,000
Wise																					
Total	1,910	2,301	1,560	43,226	56,595	42,979	1,779	2,188	266,544	194,696	294,927	1,811	2,026	1,555	84,669	81,915	102,809	643	614	23,550	33,511
None	-----	-----	-----	-------	-------	-------	23	3	4,480	78	1,255	43	7	10	3,332	225	365	22	12	2,631	365
Under 25	1,229	1,302	1,386	16,548	19,232	30,221	1,107	1,211	123,652	55,841	213,639	1,118	1,058	1,372	38,142	31,876	75,735	332	507	8,632	21,234
25-49	526	801		16,364	24,928		500	777	90,397	95,905		501	766		26,116	34,933		213		5,884	
50-99	137	179	150	8,130	10,295	8,699	131	178	37,315	37,067	52,741	131	176	149	13,498	12,821	16,807	66	82	4,971	5,027
100 and over	18	19	24	2,184	2,140	4,059	18	19	10,720	5,805	27,292	18	19	24	3,581	2,060	9,902	10	13	1,432	6,885
Wythe																					
Total	1,679	1,928	1,742	80,922	96,575	94,211	1,619	1,834	524,989	539,249	713,828	1,561	1,824	1,740	142,162	169,830	183,795	1,108	1,353	64,605	90,375
None	-----	-----	-----	-------	-------	-------	10	7	2,659	1,330	---------	10	13	-----	1,162	919	-------	7	-----	526	-------
Under 25	477	470	948	7,331	7,282	25,477	426	407	43,451	29,594	211,964	406	398	946	19,096	15,769	62,291	216	664	7,175	29,874
25-49	565	681		18,961	22,721		555	661	111,426	118,610		528	651		35,153	40,969		357		13,446	
50-99	463	576	560	28,772	36,231	36,301	455	564	169,854	198,909	265,524	445	562	560	47,192	55,442	67,989	374	476	20,809	31,729
100-199	149	171	209	17,983	20,163	24,493	148	165	128,151	110,025	163,483	147	170	209	25,704	27,111	36,915	134	189	12,679	17,637
200-399	20	25	19	4,450	5,925	4,240	20	25	32,178	38,597	27,472	20	25	19	5,865	10,520	5,200	15	18	2,870	3,135
400 and over	5	5	6	3,425	4,253	3,700	5	5	37,270	42,184	45,385	5	5	6	7,990	19,100	11,400	5	6	7,100	8,000

York																				
Total	348	612	628	16,186	26,081	31,827	337	598	96,446	120,846	221,187	334	592	591	45,226	61,077	62,938	108	413	19,865	24,823
None							10		815			11		1	1,143		85	5		357	
Under 25	108	201	407	1,553	2,895	9,866	101	194	10,078	12,511	69,955	92	192	377	4,603	9,485	27,958	17	242	849	10,323
25-49	115	219		3,679	6,931		107	217	21,307	32,947		111	211		9,190	17,541		24		1,570	
50-99	90	140	155	5,414	8,245	9,223	85	136	27,383	37,538	59,487	87	138	149	11,165	18,536	19,235	38	112	2,799	7,307
100-199	26	42	49	2,940	4,860	5,898	25	41	16,383	22,055	37,765	24	41	47	5,305	8,400	8,330	16	42	2,390	3,492
200 and over	9	10	17	2,600	3,150	6,840	9	10	20,480	15,795	53,980	9	10	17	13,820	7,115	7,330	8	17	11,900	3,701
ALL INDEPENDENT CITIES																					
Total	113	584	146	4,290	25,375	11,943	109	569	32,672	117,219	108,006	112	548	139	27,299	49,504	25,214	38	64	21,334	12,902
None							8	1	1,824	40	2,870	11	2	4	19,856	130	1,459	5	2	19,306	2,075
Under 25	55	271	84	802	4,102	2,065	47	259	5,698	18,179	14,896	45	246	74	1,706	13,383	4,645	9	29	243	1,325
25-49	36	176		1,173	5,909		33	173	6,543	29,607		35	166		2,472	11,877		12		743	
50-99	14	101	33	815	6,102	2,083	14	100	6,170	27,668	12,506	14	99	32	1,165	9,960	3,475	8	12	482	890
100-199	4	18	16	450	2,112	2,027	3	18	2,741	9,860	13,279	3	17	16	800	2,149	3,698	4	21	560	8,612
200 and over	4	18	13	1,050	7,150	5,768	4	18	9,696	31,865	64,455	4	18	13	1,300	12,005	11,937				
WASHINGTON																					
Total	58,462	63,231	53,065	4,932,649	5,881,583	6,451,557	54,155	58,224	50,917,576	56,535,398	71,429,018	48,841	47,103	52,126	7,879,774	7,704,282	11,063,096	17,031	23,904	3,653,397	5,200,323
None							855	330	908,782	297,430	1,261,623	1,058	296	686	522,672	78,569	188,864	633	701	425,255	190,959
Under 25	26,792	26,822	31,416	398,979	407,522	742,021	23,165	22,812	3,381,770	2,940,481	7,274,212	19,221	16,805	30,133	872,240	604,875	1,572,815	3,027	8,604	335,339	535,193
25-49	14,196	15,037		483,731	515,776		13,269	14,206	3,781,406	3,678,570		12,467	12,249		855,203	721,709		3,552		252,043	
50-99	8,127	9,758	8,762	510,807	612,628	557,577	7,733	9,449	3,854,119	4,485,409	4,889,036	7,398	8,356	8,632	867,859	859,271	1,003,475	3,439	4,703	295,029	347,445
100-199	3,907	4,898	4,680	493,187	614,199	599,871	3,768	4,779	4,188,976	5,205,386	5,814,263	3,553	3,996	4,592	829,809	747,941	997,073	2,281	3,078	357,334	402,979
200-399	2,564	3,138	3,722	675,637	819,589	995,967	2,517	3,086	7,310,045	8,395,374	11,139,684	2,377	2,348	3,655	1,061,424	953,797	1,712,491	1,771	2,850	514,461	769,430
400-799	1,895	2,307	(1)	998,789	1,216,205	(1)	1,870	2,298	11,563,520	12,926,246	(1)	1,807	1,906	(1)	1,407,184	1,490,491	(1)	1,502	(1)	732,201	(1)
800-1599	761	1,031	(1)	783,414	1,064,825	(1)	758	1,027	9,283,588	11,753,742	(1)	746	920	(1)	895,965	1,291,468	(1)	638	(1)	431,639	(1)
1600-3199	179	200	(1)	373,806	414,504	(1)	179	199	4,242,132	4,607,970	(1)	175	190	(1)	367,162	628,965	(1)	149	(1)	185,265	(1)
3200 and over	41	40	(1)	214,299	216,335	(1)	41	40	2,403,238	2,244,790	(1)	39	37	(1)	200,256	327,196	(1)	39	(1)	124,831	(1)
400-699	1,592	1,945	2,534	782,322	957,893	1,251,951	1,569	1,934	8,909,460	10,193,891	14,835,674	1,515	1,587	2,497	1,138,552	1,217,151	2,009,789	1,245	2,192	596,136	1,041,089
700-999	662	810	986	518,595	635,403	778,857	659	809	6,253,089	6,880,208	9,075,506	643	718	977	621,985	719,234	1,159,939	547	895	312,283	620,202
1000-2499	543	743	866	750,136	991,674	1,155,347	541	739	8,772,275	11,098,164	13,330,232	534	674	858	807,677	1,348,849	1,765,276	465	788	388,180	983,892
2500 and over	79	80	99	319,255	326,899	369,966	79	80	3,557,854	3,360,485	3,808,788	75	74	96	302,373	452,886	653,374	71	93	177,337	309,134
Adams																					
Total	589	677	748	40,702	46,864	46,173	572	667	328,834	271,462	356,329	585	642	739	74,189	78,398	95,375	200	290	11,637	21,859
None							2	5	225	1,048		3	5		146	332		2		51	
Under 25	61	76	345	1,154	1,519	11,219	50	67	10,467	9,015	88,546	40	60	337	2,756	3,498	26,566	5	97	414	3,956
25-49	157	195		6,166	7,686		151	191	54,334	39,365		131	184		11,988	13,645		35		1,661	
50-99	250	259	286	16,418	17,033	18,635	248	257	133,878	92,145	147,668	241	249	285	31,252	30,569	39,500	94	124	3,855	7,442
100-199	103	133	103	12,114	15,706	12,194	103	133	90,450	94,130	91,630	103	130	103	21,347	23,409	22,594	56	62	4,032	8,306
200-399	14	9	11	3,150	2,300	2,525	14	9	20,943	19,663	20,020	13	9	11	5,100	5,595	4,915	8	7	1,644	2,155
400 and over	4	5	3	1,700	2,620	1,600	4	5	18,537	16,098	8,465	4	5	3	1,800	3,350	1,800				
Asotin																					
Total	435	527	485	25,752	28,504	24,612	411	505	183,430	214,614	248,200	393	448	479	42,240	41,872	46,043	124	204	10,579	15,289
None							6	5	638	1,646	1,065	5	3	3	146	260	209	3	3	88	133
Under 25	166	239	366	2,472	4,105	8,953	148	215	16,082	30,854	95,648	133	175	358	4,753	6,502	20,321	27	128	727	7,433
25-49	119	152		3,964	5,604		113	150	24,673	36,276		110	139		8,724	7,927		30		789	
50-99	85	77	71	5,153	4,945	4,491	81	76	32,151	34,019	42,607	81	73	70	8,473	7,737	7,805	26	38	1,318	2,091
100-199	46	36	28	5,398	4,408	3,271	44	36	38,197	32,031	31,004	45	34	26	10,853	7,103	6,009	24	17	2,026	1,565
200-399	12	17	17	2,965	3,942	4,072	12	17	18,076	34,761	38,837	12	17	17	5,061	4,743	5,934	8	13	1,915	1,199
400-799	4	3	(1)	1,800	1,400	(1)	4	3	13,976	12,347	(1)	4	2	(1)	1,750	2,100	(1)	3	(1)	1,542	(1)
800 and over	3	3	(1)	4,000	4,100	(1)	3	3	39,657	32,680	(1)	3	3	(1)	4,500	5,500	(1)	3	(1)	2,174	(1)
400-699	4	3	2	1,800	1,400	925	4	3	13,976	12,347	9,723	4	2	2	1,750	2,100	1,165	3	2	1,542	618
700-999			1			700					4,680			1			800		1		300
1000 and over	3	3	2	4,000	4,100	2,200	3	3	39,657	32,680	24,836	3	3	2	4,500	5,500	3,800	3	2	2,174	1,950

[1] Comparison with later censuses may be found in groups below beginning with 400-699.

COUNTY TABLE 1.—CHICKENS ON FARMS 1940, 1935, AND 1930; CHICKEN EGGS PRODUCED AND CHICKENS RAISED 1939, 1934, AND 1929; AND CHICKENS SOLD, 1939 AND 1929; CLASSIFIED BY NUMBER ON HAND—Continued

(Chickens on hand over 4 months old Apr. 1, 1940 and over 3 months old Jan. 1, 1935 and Apr. 1, 1930)

STATE OR COUNTY AND NUMBER OF CHICKENS ON HAND	CHICKENS ON HAND						CHICKEN EGGS PRODUCED					CHICKENS RAISED						CHICKENS SOLD			
	Farms reporting			Number			Farms reporting		Dozens			Farms reporting			Number			Farms reporting		Number	
	1940 (Apr. 1)	1935 (Jan. 1)	1930 (Apr. 1)	1940 (Apr. 1)	1935 (Jan. 1)	1930 (Apr. 1)	1939	1934	1939	1934	1929	1939	1934	1929	1939	1934	1929	1939	1929	1939	1929
WASHINGTON—Con.																					
Benton																					
Total	1,286	1,402	1,198	57,625	77,503	70,652	1,133	1,313	447,988	652,265	682,253	1,075	1,150	1,095	109,305	117,695	123,130	329	474	44,558	53,095
None	—	—	—	—	—	—	15	10	12,655	1,815	5,122	18	13	18	1,939	853	1,193	16	17	1,317	878
Under 25	611	594	833	9,453	9,593	18,655	509	536	60,311	62,373	165,906	453	430	724	23,541	17,485	35,141	69	233	8,818	9,602
25-49	386	428		13,172	14,216		348	405	86,500	97,026		342	372		27,766	21,906		97		7,328	
50-99	179	247	213	11,126	14,987	13,256	160	233	62,961	104,308	115,199	160	219	203	18,838	21,817	21,909	65	114	4,934	7,766
100-199	63	76	83	7,711	9,412	10,356	56	75	65,528	77,384	95,383	56	64	82	14,686	9,984	14,530	41	53	7,069	5,836
200-399	37	42	41	8,956	10,935	10,761	35	39	78,422	99,102	102,793	36	40	41	13,335	13,295	14,439	34	33	8,954	7,300
400-799	7	11	(1)	3,307	5,135	(1)	7	11	29,800	55,070	(1)	7	8	(1)	4,900	4,355	(1)	4	(1)	2,698	(1)
800 and over	3	4	(1)	3,900	13,225	(1)	3	4	51,811	155,187	(1)	3	4	(1)	4,300	28,000	(1)	3	(1)	3,440	(1)
400-699	7	11	20	3,307	5,135	9,230	7	11	29,800	55,070	103,960	7	8	19	4,900	4,355	12,638	4	18	2,698	7,019
700 and over	3	4	8	3,900	13,225	8,394	3	4	51,811	155,187	93,890	3	4	8	4,300	28,000	23,280	3	6	3,440	14,694
Chelan																					
Total	1,104	1,300	1,142	46,582	50,748	51,051	998	1,150	372,320	363,188	464,732	944	1,073	1,135	96,200	75,479	89,864	289	353	32,464	30,907
None	—	—	—	—	—	—	23	9	5,174	1,675	6,366	37	13	29	2,072	870	1,748	14	20	738	1,360
Under 25	602	673	906	9,115	10,472	20,081	505	555	70,216	72,750	166,073	447	511	870	20,492	20,183	39,328	62	188	2,613	8,950
25-49	292	355		9,738	11,953		271	326	70,219	77,805		263	305		26,781	17,208		88		8,379	
50-99	120	185	143	7,626	11,497	9,067	112	176	56,360	89,740	71,748	112	165	143	13,136	15,085	16,769	58	76	3,581	5,420
100-199	49	61	57	5,898	7,656	7,293	47	60	44,316	55,249	65,312	44	56	57	10,369	8,363	11,265	33	41	4,955	4,315
200-399	28	19	27	7,211	4,645	6,780	27	18	48,502	31,980	64,233	28	17	27	11,775	9,220	11,126	22	21	5,778	4,517
400 and over	13	7	(1)	6,994	4,525	(1)	13	6	77,533	33,989	(1)	13	6	(1)	11,575	4,550	(1)	12	(1)	6,420	(1)
400-699	10	4	4	4,294	1,875	1,800	10	3	31,757	6,750	14,470	10	4	4	7,275	2,850	2,150	9	2	3,720	950
700 and over	3	3	5	2,700	2,650	6,030	3	3	45,776	27,239	76,530	3	2	5	4,300	1,700	7,478	3	5	2,700	5,395
Clallam																					
Total	870	776	490	39,473	39,703	41,816	827	728	352,684	417,123	418,132	751	531	455	48,280	44,457	55,785	137	191	14,849	20,523
None	—	—	—	—	—	—	10	4	603	1,368	2,202	13	4	3	500	386	260	4	4	84	150
Under 25	523	424	322	7,931	6,281	7,322	483	380	65,114	52,005	73,949	421	269	286	12,705	8,522	12,318	33	81	3,134	3,471
25-49	204	195		6,996	6,540		197	188	50,112	57,513		186	139		9,595	7,415		41		1,838	
50-99	77	90	79	4,791	5,649	5,071	75	90	39,932	56,521	44,439	70	70	78	5,644	6,128	7,574	21	42	1,082	3,093
100-199	36	28	37	4,496	3,626	4,725	33	27	32,587	46,016	42,055	35	16	37	6,009	2,630	7,217	20	23	2,513	2,549
200-399	19	22	30	4,740	5,937	8,378	18	22	39,153	73,692	86,930	16	17	30	4,700	5,701	12,726	12	24	1,533	4,628
400-799	5	15	(1)	2,800	8,670	(1)	5	15	31,008	84,852	(1)	5	14	(1)	2,850	9,275	(1)	3	(1)	565	(1)
800 and over	6	2	(1)	7,719	3,000	(1)	6	2	94,175	45,156	(1)	5	2	(1)	6,277	4,400	(1)	3	(1)	4,100	(1)
400-699	5	15	13	2,800	8,670	6,420	5	15	31,008	84,852	73,407	5	14	12	2,850	9,275	5,860	3	8	565	1,907
700-999	2	—	6	1,650	—	4,800	2	—	25,480	—	59,260	2	—	6	4,177	—	6,530	3	9	4,100	4,725
1000 and over	4	2	3	6,069	3,000	5,100	4	2	68,695	45,156	35,890	3	2	3	2,100	4,400	3,300				
Clark																					
Total	3,241	3,496	2,592	228,929	246,905	289,433	2,974	2,940	2,370,226	2,140,842	3,343,179	2,656	2,244	2,604	336,418	300,700	517,105	853	1,171	151,088	254,506
None	—	—	—	—	—	—	33	18	29,647	10,980	45,659	42	16	34	5,587	1,552	7,063	26	40	4,774	6,941
Under 25	1,777	1,858	1,582	25,730	26,994	34,194	1,545	1,424	209,901	162,588	409,944	1,290	1,004	1,562	50,591	31,318	65,613	206	398	19,796	25,212
25-49	718	730		23,576	24,206		675	646	175,540	153,162		628	537		34,231	25,751		169		9,117	

50-99	293	376	333	18,215	23,296	20,945	280	357	151,367	158,652	219,164	266	283	332	27,578	23,134	35,403	122	177	9,524	15,853
100-199	172	210	218	22,422	27,014	29,213	163	199	191,093	215,289	296,019	155	137	217	35,403	24,057	55,115	101	160	15,182	25,525
200-399	143	180	247	37,700	48,200	64,537	142	175	453,516	485,567	775,235	140	143	247	59,493	57,835	120,737	113	198	30,304	55,782
400-799	98	107	(1)	47,726	54,295	(1)	96	106	537,076	535,764	(1)	95	89	(1)	67,185	66,033	(1)	79	(1)	33,274	(1)
800-1599	31	28	(1)	31,160	27,900	(1)	31	28	382,016	292,177	(1)	31	28	(1)	32,650	44,220	(1)	30	(1)	15,885	(1)
1600 and over	9	7	(1)	22,400	15,000	(1)	9	7	240,070	126,663	(1)	9	7	(1)	23,700	26,800	(1)	7	(1)	13,234	(1)
400-699	92	97	143	43,476	47,195	69,463	90	96	484,115	461,604	816,978	89	81	143	61,135	55,783	129,423	75	137	31,074	70,851
700-999	21	25	46	16,910	17,950	35,721	21	23	220,840	197,920	425,086	21	21	46	22,050	26,250	52,101	19	39	10,187	28,648
1000-2499	22	20	19	31,200	28,750	25,260	22	20	371,607	261,977	265,985	22	20	19	32,650	46,040	37,150	22	22	21,150	26,094
2500 and over	5	2	4	9,700	5,300	10,100	5	2	82,600	33,103	89,111	3	2	4	7,700	9,000	14,500				
Columbia																					
Total	431	491	473	23,186	30,608	26,994	422	467	144,221	202,606	211,347	405	416	478	38,456	42,449	46,453	144	226	9,778	14,707
None	———	———	———	———	———	———	1	———	350	———	770	1	2	5	50	224	124	———	4	———	47
Under 25	114	99	262	2,105	1,823	7,602	111	89	13,745	11,129	60,955	99	65	262	3,339	2,388	14,236	11	100	299	4,130
25-49	129	136		4,751	5,080		127	127	29,934	32,766		124	113		9,825	6,078		58		2,377	
50-99	126	168	142	7,802	10,811	9,196	121	165	40,042	64,024	68,068	121	153	141	13,169	16,204	16,736	61	75	3,875	4,532
100-199	55	72	57	6,148	8,166	6,595	55	70	40,410	52,167	50,429	53	67	56	8,975	11,284	10,347	29	37	2,248	3,882
200-399	4	13	10	880	3,120	2,155	4	13	6,117	22,605	19,510	4	13	10	1,050	3,611	2,860	2	8	129	1,166
400 and over	3	3	2	1,500	1,608	1,446	3	3	13,623	19,915	11,615	3	3	2	2,050	2,660	2,150	3	2	850	950
Cowlitz																					
Total	1,347	1,332	909	63,348	81,831	97,680	1,183	1,203	615,692	613,302	1,143,885	1,069	924	901	115,105	95,240	155,953	226	386	51,150	86,373
None	———	———	———	———	———	———	13	4	1,645	480	13,260	23	4	2	8,120	158	42	5	7	7,427	1,116
Under 25	842	773	597	11,711	10,882	12,248	701	661	92,264	74,291	112,341	599	469	590	17,227	14,783	26,646	56	161	2,958	11,224
25-49	279	270		9,303	8,879		258	257	79,239	64,737		243	220		14,850	13,231		47		4,112	
50-99	108	131	103	6,649	8,070	6,491	96	125	51,372	66,195	60,938	95	105	101	11,749	11,638	11,232	44	55	7,598	4,144
100-199	40	63	75	4,955	8,088	10,110	39	61	51,668	74,178	96,388	34	47	75	12,772	7,956	14,594	22	47	5,631	6,323
200-399	45	64	60	11,330	17,172	16,004	43	64	117,436	148,533	189,062	42	52	60	18,319	19,514	28,851	26	51	9,818	15,517
400-799	28	20	(1)	14,100	10,890	(1)	28	20	159,043	87,440	(1)	28	16	(1)	19,310	12,365	(1)	22	(1)	6,856	(1)
800 and over	5	11	(1)	5,300	17,850	(1)	5	11	63,025	97,448	(1)	5	11	(1)	12,778	15,595	(1)	4	(1)	6,750	(1)
400-699	24	15	42	11,250	7,165	19,824	24	15	129,613	63,230	242,586	24	13	42	14,960	9,665	30,595	18	36	4,641	20,455
700-999	5	11	16	3,750	8,775	13,105	5	11	39,930	64,503	153,027	5	9	16	5,128	8,545	19,513	5	13	2,365	11,684
1000 and over	4	5	16	4,400	12,800	19,880	4	5	52,525	57,155	276,283	4	5	15	12,000	9,750	24,480	3	16	6,600	15,910
Douglas																					
Total	812	910	774	43,066	53,507	46,292	741	855	314,120	383,469	376,557	722	774	778	79,325	85,234	93,372	249	378	17,949	32,866
None	———	———	———	———	———	———	11	———	3,765	———	4,357	19	2	10	3,157	120	975	9	10	1,941	1,006
Under 25	258	261	438	4,232	4,505	12,270	214	227	30,884	28,113	103,110	202	182	434	10,518	8,178	29,935	35	157	1,905	8,524
25-49	226	221		8,137	7,998		206	208	53,209	50,095		198	195		15,297	14,203		57		2,487	
50-99	222	285	226	14,643	18,509	14,602	205	280	103,275	126,036	112,718	200	259	224	26,506	31,602	30,558	89	128	5,849	9,995
100-199	89	109	84	10,774	13,370	10,325	88	106	73,511	93,573	77,406	86	105	84	17,936	19,706	17,004	49	60	4,080	6,293
200 and over	17	34	26	5,280	9,125	9,095	17	34	49,476	85,652	78,966	17	31	26	5,911	11,425	14,900	10	23	1,687	7,048
Ferry																					
Total	449	553	414	16,490	19,724	17,865	410	534	105,528	138,198	167,562	367	498	411	23,006	28,070	29,426	92	125	4,327	7,834
None	———	———	———	———	———	———	4	1	710	24	———	5	1	———	167	30	———	1	1	42	50
Under 25	181	257	313	3,049	4,347	7,896	153	243	21,033	33,822	69,966	123	216	310	4,018	7,348	14,587	17	65	460	2,411
25-49	184	184		6,518	6,492		174	180	40,846	46,014		161	175		9,943	9,705		39		1,403	
50-99	71	84	65	4,436	5,344	4,050	66	82	25,555	33,141	37,420	65	79	65	4,743	6,898	7,450	25	34	1,039	2,126
100-199	7	27	27	812	3,316	3,345	7	27	6,440	22,197	36,331	7	26	27	1,135	3,864	4,204	5	18	158	1,472
200 and over	6	1	9	1,675	225	2,574	6	1	10,944	3,000	23,845	6	1	9	3,000	225	3,185	5	7	1,225	1,775
Franklin																					
Total	252	317	267	16,415	17,723	15,225	234	284	115,693	118,276	126,184	222	251	254	26,537	28,166	28,936	60	101	4,567	7,121
None	———	———	———	———	———	———	3	1	2,010	100	980	3	2	4	303	200	261	3	3	256	106
Under 25	84	102	146	1,443	1,532	3,643	76	75	8,256	11,411	29,647	58	57	131	3,307	2,222	7,669	10	36	1,054	1,784
25-49	71	80		2,548	2,970		67	77	14,286	19,742		66	69		5,027	4,831		18		906	
50-99	61	83	77	3,979	5,530	5,080	54	80	26,627	37,884	43,944	60	74	77	7,544	9,753	12,329	15	36	717	2,979
100-199	18	43	34	2,186	5,215	4,077	16	42	11,284	26,757	31,313	17	41	33	2,736	8,530	5,310	7	22	292	1,642
200-399	13	7	9	3,210	1,676	2,025	13	7	26,625	14,497	15,588	13	6	8	4,120	2,030	2,617	7	4	1,342	610
400 and over	5	2	1	3,049	800	400	5	2	26,605	7,885	4,712	5	2	1	3,500	600	750				

[1] Comparison with later censuses may be found in groups below beginning with 400-699.

COUNTY TABLE 1.—CHICKENS ON FARMS 1940, 1935, AND 1930; CHICKEN EGGS PRODUCED AND CHICKENS RAISED 1939, 1934, AND 1929; AND CHICKENS SOLD, 1939 AND 1929; CLASSIFIED BY NUMBER ON HAND—Continued

(Chickens on hand over 4 months old Apr. 1, 1940 and over 3 months old Jan. 1, 1935 and Apr. 1, 1930)

STATE OR COUNTY AND NUMBER OF CHICKENS ON HAND	CHICKENS ON HAND						CHICKEN EGGS PRODUCED					CHICKENS RAISED						CHICKENS SOLD			
	Farms reporting			Number			Farms reporting		Dozens			Farms reporting			Number			Farms reporting		Number	
	1940 (Apr.1)	1935 (Jan.1)	1930 (Apr.1)	1940 (Apr. 1)	1935 (Jan. 1)	1930 (Apr. 1)	1939	1934	1939	1934	1929	1939	1934	1929	1939	1934	1929	1939	1929	1939	1929
WASHINGTON—Con.																					
Garfield																					
Total	310	380	362	16,637	23,112	21,525	296	375	116,670	122,712	142,292	274	344	362	28,692	33,923	38,730	110	162	8,445	9,030
None	—	—	—	—	—	—	1	—	500	—	—	1	—	—	150	—	—	1	—	125	—
Under 25	55	51	190	981	930	6,184	47	47	7,964	5,045	45,157	35	35	190	1,652	1,291	12,717	8	64	415	2,429
25-49	113	124		4,316	4,614		111	123	33,961	24,820		102	112		7,445	7,143		32		1,983	
50-99	107	140	120	7,172	9,104	7,910	102	140	47,836	43,948	50,443	102	133	120	13,513	13,499	14,871	48	60	4,377	2,929
100 and over	35	65	52	4,168	8,464	7,431	35	65	26,409	48,899	46,692	34	64	52	5,932	11,990	11,142	21	38	1,545	3,672
Grant																					
Total	492	563	557	31,667	34,965	30,772	466	549	255,911	264,309	289,567	453	501	551	57,849	54,675	60,287	202	254	16,329	19,997
None	—	—	—	—	—	—	8	1	2,017	1,000	10,266	10	1	13	2,062	80	2,287	6	12	1,496	2,227
Under 25	120	121	333	1,890	2,205	9,350	98	112	13,973	18,248	89,395	85	87	320	3,034	3,546	22,051	20	115	502	5,726
25-49	133	161		4,911	5,821		125	159	40,857	42,469		123	145		10,147	10,142		45		2,370	
50-99	151	183	156	9,720	11,983	9,866	150	182	79,955	91,808	81,205	148	173	152	18,847	19,954	17,961	75	79	4,375	4,608
100-199	65	82	53	7,870	9,816	6,426	64	79	52,884	71,123	54,863	64	79	51	10,915	15,153	8,823	38	36	2,461	3,160
200-399	17	12	10	4,126	2,790	2,680	15	12	30,341	22,613	28,201	17	12	10	8,244	3,600	5,015	13	8	3,950	2,240
400 and over	6	4	5	3,150	2,350	2,450	6	4	35,884	17,048	25,637	6	4	5	4,600	2,200	4,150	5	4	1,175	2,036
Grays Harbor																					
Total	1,483	1,557	936	84,733	96,534	98,814	1,363	1,401	730,516	827,985	1,050,282	1,246	1,113	934	108,354	123,022	159,685	301	408	36,978	78,778
None	—	—	—	—	—	—	12	8	5,655	3,232	101,418	16	3	10	764	52	2,784	5	14	348	1,912
Under 25	795	827	576	11,300	11,617	13,140	697	698	74,176	79,242	122,812	602	521	567	18,339	14,743	23,597	75	150	4,391	5,748
25-49	375	350		12,528	11,669		351	325	85,935	88,707		336	282		16,395	14,917		74		2,694	
50-99	169	171	141	10,592	10,562	9,065	161	168	69,728	91,808	82,468	159	144	139	13,001	13,183	14,509	56	78	2,309	5,556
100-199	57	95	77	7,220	12,230	9,802	56	89	58,186	96,718	85,728	53	72	76	9,685	11,774	13,508	27	47	4,094	4,266
200-399	49	62	68	13,418	15,442	17,053	48	61	114,635	129,168	161,112	43	44	68	18,155	16,797	24,016	31	51	8,238	11,692
400-799	26	36	(1)	12,875	17,735	(1)	26	36	166,324	159,732	(1)	25	32	(1)	14,415	28,471	(1)	23	(1)	7,469	(1)
800 and over	12	16	(1)	16,800	17,279	(1)	12	16	155,877	179,378	(1)	12	15	(1)	17,600	23,085	(1)	10	(1)	7,435	(1)
400-699	25	34	50	12,150	16,285	25,354	25	34	157,324	143,412	247,597	24	30	50	13,915	25,871	43,010	22	45	7,069	26,915
700-999	5	10	12	4,125	8,229	9,350	5	10	46,415	88,993	92,600	5	9	12	5,300	11,885	14,561	5	12	2,861	7,323
1000 and over	8	8	12	13,400	10,500	15,050	8	8	118,462	106,705	156,547	8	8	12	12,800	15,800	23,700	6	11	4,974	15,366
Island																					
Total	670	801	698	128,104	159,910	198,879	607	746	1,490,775	1,830,260	2,331,490	591	540	696	309,877	202,348	362,944	270	432	216,797	200,091
None	—	—	—	—	—	—	13	10	27,432	8,305	32,840	23	7	7	19,608	257	4,064	20	11	17,493	6,037
Under 25	287	318	268	4,280	4,424	6,084	241	274	47,020	37,633	70,011	212	134	264	22,144	3,460	17,788	38	84	17,446	12,456
25-49	111	158		3,703	5,275		90	145	29,591	38,046		102	111		17,336	5,738		36		12,686	
50-99	61	91	75	3,760	5,373	4,844	57	84	32,644	34,347	58,933	54	77	75	8,033	6,160	8,771	28	41	5,221	5,148
100-199	42	45	61	5,233	5,956	8,299	40	44	59,352	62,187	104,462	34	35	58	10,952	11,431	27,162	22	42	7,631	21,301
200-399	58	49	107	16,263	13,441	29,634	56	49	161,853	171,280	318,187	56	46	106	39,011	27,428	57,373	40	81	21,525	28,829
400-799	58	69	(1)	31,705	37,766	(1)	57	69	381,352	409,399	(1)	57	61	(1)	124,758	47,140	(1)	47	(1)	101,662	(1)
800-1599	41	57	(1)	40,860	58,295	(1)	41	57	491,981	714,701	(1)	41	55	(1)	44,535	66,324	(1)	29	(1)	20,172	(1)
1600 and over	12	14	(1)	22,300	29,380	(1)	12	14	259,550	354,362	(1)	12	14	(1)	23,500	34,410	(1)	10	(1)	12,961	(1)
400-699	44	52	96	21,805	25,430	47,730	43	52	258,835	308,069	548,996	43	46	96	108,758	34,245	92,470	35	89	93,251	48,298
700-999	35	44	48	27,560	35,631	37,628	35	44	342,101	400,107	439,230	35	42	48	35,395	39,844	55,814	28	42	19,408	27,994
1000 and over	32	44	43	45,500	64,380	64,660	32	44	531,947	770,286	758,831	32	42	42	48,640	73,785	99,502	23	42	22,136	50,028

Jefferson																				
Total	362	371	218	23,223	26,852	31,255	340	346	289,098	237,949	375,739	295	312	219	35,349	35,939	45,127	98	90	17,384	19,274
None							6	1	1,402	140	14,480	9	3	8	451	103	2,595	2	2	116	235
Under 25	195	192	133	2,909	2,952	2,952	175	175	32,825	22,585	27,291	128	148	131	4,560	5,157	4,776	20	29	990	952
25-49	93	95		3,059	3,046		87	89	31,549	19,990		86	87		5,033	5,412		24		1,780	
50-99	26	33	34	1,536	1,942	2,071	25	31	11,250	15,365	16,448	25	29	32	2,824	2,623	3,218	11	14	1,315	1,149
100-199	22	18	10	2,812	2,020	1,173	21	17	30,875	16,440	9,321	22	16	9	5,136	3,565	1,875	15	9	2,145	984
200-399	13	13	11	3,685	3,185	3,131	13	13	44,163	32,284	41,786	12	12	10	8,195	3,652	5,290	13	9	6,104	3,104
400-799	9	14	[1]	4,622	7,160	[1]	9	14	68,934	57,380	[1]	9	11	[1]	4,750	6,827	[1]	9	[1]	2,634	[1]
800 and over	4	6	[1]	4,600	6,547	[1]	4	6	68,100	73,765	[1]	4	6	[1]	4,400	8,600	[1]	4	[1]	2,300	[1]
400-699	7	13	17	3,222	6,460	9,000	7	13	48,964	48,630	111,642	7	10	16	3,950	5,727	10,345	7	15	1,797	6,732
700-999	3	4	7	2,300	3,247	5,348	3	4	32,320	37,879	62,480	3	4	7	1,800	5,200	6,575	3	7	1,237	3,068
1000 and over	3	3	6	3,700	4,000	7,600	3	3	55,750	44,636	92,291	3	3	6	3,400	4,500	10,453	3	5	1,900	3,050
King																					
Total	3,822	3,773	3,267	591,492	646,864	862,695	3,628	3,439	6,400,102	6,842,720	9,757,909	3,220	2,269	3,258	988,267	855,509	1,377,670	1,212	1,567	580,484	698,547
None							107	33	132,621	80,560	172,755	138	23	47	136,404	36,319	15,308	65	47	130,344	16,581
Under 25	1,788	1,529	1,538	25,392	22,228	33,815	1,566	1,263	235,111	168,301	377,775	1,284	695	1,511	125,620	46,601	70,252	173	309	91,519	28,961
25-49	725	774		23,604	25,118		682	706	177,948	188,894		625	504		39,671	27,512		150		12,579	
50-99	386	404	357	23,908	24,994	22,267	364	390	179,133	239,484	224,469	343	291	352	48,572	37,847	34,512	153	150	22,155	14,034
100-199	254	279	299	32,470	36,233	39,344	246	267	313,802	340,437	438,934	224	171	294	62,143	37,341	74,625	183	190	36,243	37,772
200-399	255	293	384	68,829	77,419	103,782	253	288	740,228	761,571	1,116,006	230	195	373	140,371	82,858	167,494	179	283	81,606	74,959
400-799	238	294	[1]	128,311	154,731	[1]	236	294	1,419,329	1,610,377	[1]	214	223	[1]	160,821	191,061	[1]	183	[1]	80,589	[1]
800-1599	124	153	[1]	129,717	162,506	[1]	122	151	1,398,822	1,850,049	[1]	114	126	[1]	132,880	199,160	[1]	102	[1]	57,011	[1]
1600-3199	42	35	[1]	89,370	74,485	[1]	42	35	959,134	817,169	[1]	39	31	[1]	82,705	90,710	[1]	35	[1]	38,205	[1]
3200 and over	10	12	[1]	69,891	69,150	[1]	10	12	843,974	785,878	[1]	9	10	[1]	59,080	106,100	[1]	9	[1]	30,233	[1]
400-699	195	246	316	97,623	120,731	158,739	194	246	1,065,491	1,268,922	1,864,557	176	187	311	130,884	160,941	243,386	146	262	64,370	120,808
700-999	103	107	155	81,605	83,019	122,708	101	106	894,912	923,875	1,344,066	92	85	154	80,122	85,819	188,272	87	135	37,543	102,099
1000-2499	97	120	190	143,370	162,597	256,606	96	119	1,582,802	1,852,313	2,926,955	92	100	189	145,700	211,531	416,221	79	167	64,459	219,371
2500 and over	19	21	28	94,691	94,525	125,434	19	21	1,078,054	1,018,363	1,292,392	16	18	27	78,780	128,740	167,600	17	24	39,666	83,962
Kitsap																					
Total	1,583	1,182	1,219	196,280	205,580	314,322	1,424	1,130	2,331,936	2,126,781	3,746,978	1,269	898	1,220	266,848	246,868	460,076	525	754	139,642	247,838
None							37	1	46,582	1,600	35,508	34	4	14	12,439	610	11,082	24	14	12,644	11,276
Under 25	789	445	425	10,661	6,318	9,298	639	410	100,410	51,655	112,445	526	337	423	22,287	6,337	19,477	98	130	8,286	13,625
25-49	292	218		9,561	7,303		260	208	83,480	55,435		252	161		17,803	8,644		79		6,528	
50-99	120	112	139	7,533	7,071	9,112	114	108	76,510	58,251	104,111	100	81	136	8,947	6,773	13,390	44	82	5,199	6,640
100-199	109	100	151	14,119	13,267	20,614	106	98	117,788	133,637	235,482	94	64	149	24,969	12,988	30,197	64	89	11,742	11,263
200-399	111	107	200	29,899	28,314	53,818	108	106	360,288	296,781	691,979	103	76	200	46,715	35,696	89,293	71	161	23,944	44,072
400-799	100	136	[1]	55,114	71,855	[1]	98	135	690,532	742,049	[1]	99	117	[1]	67,893	80,220	[1]	87	[1]	37,088	[1]
800-1599	56	61	[1]	56,593	85,402	[1]	56	61	724,216	720,473	[1]	55	55	[1]	58,295	90,100	[1]	52	[1]	28,351	[1]
1600 and over	6	3	[1]	12,800	6,050	[1]	6	3	132,130	66,900	[1]	6	3	[1]	7,500	5,500	[1]	6	[1]	5,760	[1]
400-699	81	111	177	41,513	54,125	90,405	79	110	509,601	550,522	1,024,917	80	93	174	54,723	62,520	137,232	69	158	31,118	73,311
700-999	50	48	70	39,844	37,230	55,195	50	48	542,026	402,777	625,351	50	45	68	42,130	45,600	71,120	48	70	19,228	40,991
1000 and over	31	41	57	43,150	51,952	75,880	31	41	495,251	576,123	917,185	30	37	56	36,835	67,700	88,285	28	50	20,853	46,660
Kittitas																					
Total	923	958	759	52,600	55,630	46,414	872	902	463,328	497,300	457,884	836	753	746	98,170	70,268	77,651	310	316	33,727	28,453
None							8	5	1,165	2,870	2,955	7	4	5	339	534	1,024	4	2	275	625
Under 25	296	295	461	4,617	4,752	12,381	260	258	36,770	39,068	112,727	232	179	444	13,798	7,012	24,566	49	131	6,490	6,527
25-49	266	302		8,921	10,460		257	287	76,323	81,991		251	249		17,637	13,686		71		3,511	
50-99	237	208	194	14,729	12,663	12,197	227	202	108,496	101,700	99,672	224	178	193	25,810	16,179	21,422	105	108	6,707	7,009
100-199	82	107	73	10,708	12,985	9,041	79	104	83,279	105,606	79,685	81	99	73	19,680	16,074	12,299	47	50	6,761	4,157
200-399	35	33	19	9,058	8,090	5,045	34	33	114,355	87,885	62,589	34	31	19	13,966	8,513	8,370	29	14	7,200	3,095
400 and over	7	13	12	4,567	6,680	7,750	7	13	42,940	78,180	100,256	7	13	12	6,940	8,270	9,970	5	11	2,783	7,040
Klickitat																					
Total	835	913	788	37,737	36,781	32,781	784	872	256,190	253,051	303,262	724	761	760	58,051	60,187	48,549	153	238	15,992	12,893
None							4	5	605	1,485	1,115	6	4	5	1,266	94	272	4	4	968	219
Under 25	429	436	602	6,555	6,718	14,483	390	397	35,137	45,766	134,915	341	321	571	11,536	9,783	24,368	37	127	2,318	4,426
25-49	196	257		6,620	9,063		185	252	35,705	57,299		178	232		9,289	13,589		29		834	

[1] Comparison with later censuses may be found in groups below beginning with 400-699.

COUNTY TABLE 1.—CHICKENS ON FARMS 1940, 1935, AND 1930; CHICKEN EGGS PRODUCED AND CHICKENS RAISED 1939, 1934, AND 1929; AND CHICKENS SOLD, 1939 AND 1929; CLASSIFIED BY NUMBER ON HAND—Continued

(Chickens on hand over 4 months old Apr. 1, 1940 and over 3 months old Jan. 1, 1935 and Apr. 1, 1930)

STATE OR COUNTY AND NUMBER OF CHICKENS ON HAND	CHICKENS ON HAND						CHICKEN EGGS PRODUCED					CHICKENS RAISED						CHICKENS SOLD			
	Farms reporting			Number			Farms reporting		Dozens			Farms reporting			Number			Farms reporting		Number	
	1940 (Apr.1)	1935 (Jan.1)	1930 (Apr.1)	1940 (Apr. 1)	1935 (Jan. 1)	1930 (Apr. 1)	1939	1934	1939	1934	1929	1939	1934	1929	1939	1934	1929	1939	1929	1939	1929
WASHINGTON—Con.																					
Klickitat—Con.																					
50-99	129	146	121	8,186	9,035	7,501	128	145	53,445	55,548	68,421	121	134	120	13,205	11,901	11,414	40	70	3,792	3,338
100-199	53	57	53	6,780	6,970	6,905	50	56	47,791	54,190	62,266	51	54	52	8,380	9,595	7,855	25	29	2,791	2,485
200-399	20	13	9	5,271	3,045	2,592	19	13	42,692	20,213	24,719	19	12	9	8,275	10,800	3,590	12	6	3,315	1,995
400 and over	8	4	3	4,325	1,950	1,300	8	4	40,815	18,550	11,826	8	4	3	6,100	4,425	1,050	6	2	1,974	430
Lewis																					
Total	3,046	3,239	2,793	298,692	366,536	390,678	2,861	2,919	3,404,235	3,690,607	4,878,436	2,393	2,446	2,806	508,963	430,456	702,758	917	1,197	226,799	288,495
None	—	—	—	—	—	—	28	12	73,790	2,564	102,339	46	8	51	95,334	252	18,452	36	39	52,057	11,201
Under 25	1,551	1,660	1,659	23,114	24,618	36,639	1,393	1,413	190,926	170,705	402,753	1,025	1,105	1,631	40,504	84,429	87,696	192	411	11,958	26,387
25-49	672	621		22,620	20,922		641	573	206,571	174,378		577	537		36,688	29,173		186		15,513	
50-99	263	266	309	16,017	16,865	19,831	249	242	138,320	144,675	199,866	233	224	307	34,815	22,029	44,069	112	147	23,051	16,404
100-199	148	187	240	18,959	24,281	30,891	140	179	192,766	245,476	329,009	126	145	238	25,749	25,894	54,745	92	147	12,528	20,786
200-399	166	193	253	43,334	52,294	68,926	166	190	521,801	567,847	899,454	152	146	249	67,928	55,583	140,592	110	170	30,515	47,800
400-799	176	213	(1)	95,463	113,457	(1)	174	212	1,170,057	1,216,510	(1)	164	191	(1)	125,647	139,502	(1)	139	(1)	51,083	(1)
800-1599	64	85	(1)	64,185	84,123	(1)	64	84	738,214	876,580	(1)	64	77	(1)	68,098	91,354	(1)	50	(1)	30,114	(1)
1600 and over	6	14	(1)	15,000	29,976	(1)	6	14	171,790	291,872	(1)	6	13	(1)	14,200	32,240	(1)				
400-699	145	171	194	73,404	83,682	93,748	143	170	913,881	893,585	1,190,277	134	150	192	98,740	102,657	148,405	117	159	41,147	64,334
700-999	67	84	83	52,044	65,092	65,607	67	84	580,241	705,996	920,101	66	78	83	63,025	72,187	107,217	50	77	28,525	59,204
1000-2499	31	53	52	39,700	67,582	66,036	31	52	472,499	714,696	741,738	31	50	52	34,980	81,852	91,482	22	47	11,525	42,879
2500 and over	3	4	3	9,500	11,200	9,000	3	4	113,440	70,685	92,899	3	3	3	11,200	6,400	10,100				
Lincoln																					
Total	1,129	1,328	1,339	78,686	99,280	82,326	1,099	1,301	649,482	726,154	641,353	1,006	1,195	1,315	131,629	157,922	166,950	411	694	33,835	50,065
None	—	—	—	—	—	—	2	3	370	310	1,280	2	2	3	100	100	675	1	3	24	370
Under 25	178	168	674	3,299	3,154	20,389	159	159	33,154	23,000	157,536	119	113	649	10,585	5,827	47,573	30	251	5,010	12,928
25-49	330	363		12,302	13,663		325	351	98,632	90,650		299	319		25,868	24,250		87		4,992	
50-99	389	481	457	25,149	31,422	29,015	384	473	197,111	199,605	222,950	368	458	455	44,234	56,528	61,510	169	292	10,284	17,943
100-199	181	245	167	22,015	30,427	19,713	178	244	171,508	220,722	152,837	168	236	167	33,812	47,581	31,242	91	118	8,425	9,383
200-399	37	58	34	8,846	13,629	8,409	37	58	76,356	120,637	64,624	36	54	34	9,430	16,599	15,450	22	23	2,640	4,841
400 and over	14	13	7	7,075	6,985	4,800	14	13	72,351	71,230	42,106	14	13	7	7,600	7,037	10,500	11	7	2,460	4,600
Mason																					
Total	475	523	368	24,607	37,846	44,926	421	462	226,894	361,200	505,612	381	363	357	35,113	56,025	78,162	90	135	14,518	35,676
None	—	—	—	—	—	—	5	4	1,385	424	200	4	4	1	987	1,213	30	5	—	1,004	—
Under 25	290	290	240	4,037	4,249	5,116	241	243	32,967	30,709	51,061	215	178	232	5,908	6,423	8,773	21	49	769	1,688
25-49	105	110		3,480	3,585		100	98	27,762	23,003		92	91		5,068	5,586		18		1,345	
50-99	46	48	36	2,800	2,974	2,309	43	43	23,551	23,408	17,711	39	34	36	3,796	2,430	3,692	20	17	1,346	1,418
100-199	12	28	28	1,608	3,764	3,686	10	28	14,199	32,438	42,255	9	23	27	1,529	5,428	5,488	8	19	940	2,635
200-399	9	25	29	2,490	6,500	7,602	9	24	32,825	69,033	86,755	9	17	27	5,750	6,725	17,529	8	19	3,422	9,540
400-799	10	13	(1)	5,542	7,094	(1)	10	13	48,695	69,727	(1)	10	9	(1)	7,875	9,520	(1)	7	(1)	3,042	(1)
800 and over	3	9	(1)	4,650	9,680	(1)	3	9	45,510	112,458	(1)	3	7	(1)	4,200	18,700	(1)	3	(1)	2,650	(1)
400-699	9	10	24	4,770	4,894	11,713	9	10	42,695	52,815	138,267	9	6	23	6,800	5,320	18,545	6	20	2,542	7,727
700 and over	4	12	11	5,422	11,880	14,500	4	12	51,510	129,370	169,363	4	10	11	5,275	22,900	24,105	4	11	3,150	12,668

Okanogan																				
Total	1,758	1,858	1,580	74,055	80,050	66,662	1,593	1,762	555,807	626,628	601,225	1,485	1,599	1,604	127,236	118,268	113,427	456	558	32,835	32,288
None	----	----	----	----	----	----	19	4	2,661	2,235	9,165	23	9	40	1,540	1,176	2,708	12	21	783	1,225
Under 25	806	793	1,197	12,806	13,894	29,156	687	715	92,605	112,751	274,802	593	607	1,182	27,855	25,012	56,717	105	303	5,591	11,544
25-49	554	565		19,900	19,858		513	548	139,500	155,139		498	517		35,378	32,381		151		7,181	
50-99	262	347	261	16,569	21,957	16,381	242	343	106,602	155,415	133,039	241	324	261	24,287	30,854	27,031	115	150	5,784	8,571
100-199	95	121	90	11,584	14,541	11,068	91	121	86,652	109,117	89,253	90	113	90	16,115	18,002	16,052	44	57	3,568	5,646
200-399	30	27	25	7,346	6,800	6,132	30	26	69,704	63,286	54,744	29	24	24	13,405	6,669	7,009	20	21	5,416	3,042
400 and over	11	5	7	5,850	3,000	3,925	11	5	58,103	28,685	40,422	11	5	7	8,656	4,174	3,910	9	6	6,512	2,260
Pacific																					
Total	519	580	435	27,059	30,649	41,684	433	522	296,138	282,188	454,746	414	439	429	33,750	31,394	62,944	106	168	10,666	33,330
None	----	----	----	----	----	----	5	1	823	3,700	2,075	8	1	2	288	500	104	2	----	75	----
Under 25	292	345	285	4,238	5,148	6,146	238	298	35,634	36,090	62,962	204	238	282	4,325	5,810	9,594	28	57	581	2,831
25-49	116	120		3,870	3,939		92	109	24,751	33,956		102	103		4,600	5,137		22		888	
50-99	60	63	54	3,646	4,002	3,320	51	63	36,826	30,338	30,505	54	54	53	4,380	4,102	4,933	24	27	1,588	2,002
100-199	18	22	34	2,263	2,920	4,480	17	21	14,898	22,543	46,050	15	17	32	3,163	2,260	7,550	9	29	1,394	3,795
200-399	18	13	35	4,942	3,170	9,873	16	13	73,130	28,060	106,130	16	10	33	8,355	2,845	13,949	11	30	2,865	8,128
400 and over	15	17	(1)	8,100	11,470	(1)	14	17	110,076	127,501	(1)	15	16	(1)	8,659	10,740	(1)	10	(1)	3,275	(1)
400-699	10	10	16	4,400	5,500	7,525	9	10	51,493	54,110	81,490	10	10	16	5,119	5,390	9,371	6	14	1,420	5,443
700 and over	5	7	11	3,700	5,970	10,340	5	7	58,583	73,391	125,534	5	6	11	3,520	5,350	17,443	4	11	1,855	11,136
Pend Oreille																					
Total	429	498	420	22,574	20,215	18,240	390	474	243,445	187,040	165,185	349	422	427	37,530	32,237	30,763	137	158	15,073	10,566
None	----	----	----	----	----	----	10	1	5,347	200	1,000	8	1	10	767	150	540	7	10	1,250	632
Under 25	217	262	326	3,189	4,237	7,672	184	242	28,707	37,681	69,573	157	205	323	6,182	7,786	14,976	40	89	1,602	4,445
25-49	109	150		3,667	5,023		98	148	31,701	41,809		95	137		6,514	8,683		40		2,247	
50-99	56	53	57	3,421	3,136	3,553	52	51	24,479	27,687	27,417	46	50	57	4,981	5,238	6,421	21	33	1,365	1,834
100-199	19	18	24	2,296	2,285	3,165	18	18	18,174	17,205	27,972	16	16	24	3,121	2,928	4,131	10	17	894	1,615
200-399	18	10	11	4,471	2,550	2,550	18	9	66,798	21,237	21,819	17	9	11	7,885	3,627	2,995	12	7	4,284	840
400 and over	10	5	2	5,530	2,984	1,300	10	5	73,239	41,221	17,404	10	4	2	8,080	3,825	1,700	7	2	3,431	1,200
Pierce																					
Total	3,479	4,246	3,318	436,250	530,415	693,747	3,212	3,769	5,103,978	5,797,709	8,075,692	2,749	2,822	3,281	608,758	746,142	1,214,938	1,013	1,701	310,958	651,526
None	----	----	----	----	----	----	63	29	83,874	31,849	150,039	63	23	54	12,448	6,081	21,316	46	59	12,783	22,155
Under 25	1,676	1,989	1,630	24,045	27,413	34,430	1,428	1,562	213,904	200,847	440,828	1,114	1,118	1,561	47,086	39,061	86,966	150	381	16,950	41,435
25-49	714	775		22,625	25,082		661	721	214,686	203,397		579	562		36,852	31,080		127		13,876	
50-99	314	406	344	19,350	24,923	21,571	300	392	187,531	208,442	232,432	275	309	340	29,124	33,333	36,035	122	175	15,945	14,395
100-199	202	310	298	26,453	40,473	39,717	197	300	281,345	447,136	462,880	179	220	296	60,837	47,675	66,981	122	185	31,667	26,707
200-399	223	361	431	58,981	95,393	117,955	217	361	719,751	1,113,338	1,345,924	193	242	423	76,455	113,707	216,964	153	353	37,128	109,203
400-799	236	276	(1)	125,618	146,488	(1)	233	275	1,517,784	1,665,889	(1)	233	235	(1)	181,787	215,431	(1)	194	(1)	100,580	(1)
800-1599	88	104	(1)	90,982	108,992	(1)	87	104	1,127,452	1,199,055	(1)	87	89	(1)	103,630	130,657	(1)	75	(1)	52,431	(1)
1600-3199	20	21	(1)	41,229	43,550	(1)	20	21	506,663	511,650	(1)	20	20	(1)	38,800	102,231	(1)	18	(1)	17,455	(1)
3200 and over	6	4	(1)	26,967	18,101	(1)	6	4	250,988	216,106	(1)	6	4	(1)	21,739	26,906	(1)	6	(1)	14,143	(1)
400-699	191	234	365	93,441	116,569	177,381	188	233	1,112,366	1,345,642	2,010,092	189	198	362	146,302	181,074	304,834	158	319	81,558	160,215
700-999	83	80	120	63,886	61,811	95,113	83	80	805,040	626,796	1,096,465	82	70	118	75,165	69,997	143,788	68	108	41,576	79,434
1000-2499	87	83	112	92,102	109,350	151,319	86	83	1,127,493	1,261,946	1,802,831	86	72	110	95,250	175,728	258,404	58	105	45,442	143,430
2500 and over	9	8	18	35,367	29,401	56,261	9	8	357,988	358,316	534,401	9	8	17	29,239	48,406	79,650	9	16	16,033	54,552
San Juan																					
Total	358	408	396	26,861	27,199	36,613	335	392	266,787	217,053	364,645	298	315	385	33,536	27,678	53,325	126	195	17,731	28,454
None	----	----	----	----	----	----	9	3	10,642	3,650	475	8	----	2	1,460	--------	165	6	1	1,614	125
Under 25	166	182	228	2,404	2,790	5,294	141	171	19,143	13,546	49,004	115	117	219	4,421	3,502	11,849	20	82	1,720	4,933
25-49	94	112		3,172	3,663		89	106	23,817	20,151		84	97		4,711	5,314		55		1,818	
50-99	41	63	81	2,443	3,736	5,023	39	62	19,477	20,517	47,239	38	62	79	3,920	5,522	9,754	21	47	2,173	5,057
100-199	27	21	40	3,424	2,755	4,895	27	21	18,559	27,604	49,037	25	16	39	5,167	2,255	5,680	21	26	3,011	2,854
200-399	15	17	22	3,748	4,480	5,851	15	16	37,987	46,210	53,259	13	12	22	4,555	3,100	7,436	10	16	2,300	3,471
400-799	9	7	(1)	4,820	3,725	(1)	9	7	56,467	34,540	(1)	9	6	(1)	4,022	3,550	(1)	8	(1)	2,395	(1)
800 and over	6	8	(1)	6,850	6,050	(1)	6	6	80,695	50,835	(1)	6	5	(1)	5,280	4,435	(1)	5	(1)	2,700	(1)
400-699	8	7	17	4,120	3,725	8,440	8	7	47,817	34,540	82,711	8	6	16	3,705	3,550	11,481	7	15	1,995	6,695
700-999	4	2	5	3,350	1,800	4,010	4	2	40,580	8,880	46,156	4	1	5	1,967	490	3,460	6	8	3,100	5,321
1000 and over	3	4	3	4,200	4,250	3,100	3	4	48,765	41,955	36,764	3	4	3	3,630	3,945	3,300				

[1] Comparison with later censuses may be found in groups below beginning with 400-699.

COUNTY TABLE 1.—CHICKENS ON FARMS 1940, 1935, AND 1930; CHICKEN EGGS PRODUCED AND CHICKENS RAISED 1939, 1934, AND 1929; AND CHICKENS SOLD, 1939 AND 1929; CLASSIFIED BY NUMBER ON HAND—Continued

(Chickens on hand over 4 months old Apr. 1, 1940 and over 3 months old Jan. 1, 1935 and Apr. 1, 1930)

STATE OR COUNTY AND NUMBER OF CHICKENS ON HAND	CHICKENS ON HAND						CHICKEN EGGS PRODUCED					CHICKENS RAISED						CHICKENS SOLD			
	Farms reporting			Number			Farms reporting		Dozens			Farms reporting			Number			Farms reporting		Number	
	1940 (Apr.1)	1935 (Jan.1)	1930 (Apr.1)	1940 (Apr. 1)	1935 (Jan. 1)	1930 (Apr. 1)	1939	1934	1939	1934	1929	1939	1934	1929	1939	1934	1929	1939	1929	1939	1929
WASHINGTON—Con.																					
Skagit																					
Total	2,087	2,335	2,069	216,973	259,390	280,998	1,973	2,156	2,477,782	2,754,887	3,008,555	1,718	1,401	2,068	300,127	260,765	462,153	453	824	146,373	232,223
None	-----	-----	-----	-------	-------	-------	67	21	55,992	30,712	38,389	81	9	30	13,075	3,908	26,236	23	26	9,480	27,034
Under 25	1,153	1,159	1,211	16,701	16,609	28,282	1,014	991	144,239	119,860	290,388	830	595	1,191	23,854	16,201	53,106	81	253	8,057	15,557
25-49	440	477		14,330	15,470		415	455	122,451	116,619		368	314		18,002	12,279		67		7,261	
50-99	175	232	258	10,702	14,123	16,102	162	226	82,217	121,009	146,369	149	155	254	12,130	11,336	22,735	65	103	4,493	5,506
100-199	90	118	189	11,619	15,293	24,144	86	116	101,005	155,148	242,352	77	67	185	15,173	10,509	37,703	43	107	5,907	12,868
200-399	82	148	212	22,178	39,281	56,898	82	146	260,277	446,889	616,658	70	90	210	28,851	29,806	85,895	52	159	14,416	33,865
400-799	90	136	(1)	46,631	73,160	(1)	90	136	537,772	763,900	(1)	87	107	(1)	66,487	62,250	(1)	75	(1)	32,848	(1)
800-1599	34	51	(1)	33,412	55,129	(1)	34	51	441,996	638,369	(1)	34	50	(1)	34,155	55,512	(1)	28	(1)	12,781	(1)
1600-3199	19	12	(1)	40,900	23,475	(1)	19	12	477,448	292,161	(1)	18	12	(1)	52,100	33,964	(1)	15	(1)	31,830	(1)
3200 and over	4	2	(1)	20,500	6,850	(1)	4	2	254,385	70,220	(1)	4	2	(1)	36,300	25,000	(1)	4	(1)	19,300	(1)
400-699	77	111	120	37,322	55,063	61,020	77	111	415,844	573,472	678,379	74	85	119	49,608	47,339	87,311	65	106	22,713	43,014
700-999	31	42	37	24,734	32,747	29,013	31	42	354,144	355,524	335,383	31	39	37	34,974	32,702	39,792	23	32	15,949	18,108
1000-2499	28	45	38	39,787	61,154	53,089	28	45	443,898	739,934	526,537	27	44	38	35,360	68,185	76,575	24	34	16,722	53,531
2500 and over	11	3	4	39,600	9,650	12,450	11	3	497,715	95,720	134,100	11	3	4	69,100	28,500	32,800	10	4	41,375	22,740
Skamania																					
Total	231	329	208	11,274	12,086	8,952	217	284	110,777	104,150	87,434	207	252	151	20,740	16,704	11,782	91	75	10,528	5,784
None	-----	-----	-----	-------	-------	-------	2	1	85	2	1,849	3	-----	3	157	--------	639	2	2	78	580
Under 25	103	189	164	1,625	2,687	3,427	89	154	11,865	21,248	31,123	83	129	110	3,198	3,597	4,273	19	41	298	1,263
25-49	63	91		2,022	3,080		63	82	14,263	21,809		61	78		3,146	4,218		23		445	
50-99	37	31	25	2,187	1,908	1,592	35	29	23,194	15,948	13,099	32	28	20	3,481	3,065	1,735	20	18	1,599	1,112
100-199	20	8	12	2,150	875	1,373	20	8	21,610	11,200	12,519	20	7	11	3,535	1,234	2,090	19	8	1,660	1,214
200-399	5	8	5	1,050	2,012	1,060	5	8	11,360	18,228	11,017	5	8	5	1,775	2,570	945	5	4	1,440	465
400 and over	3	2	(1)	2,240	1,524	(1)	3	2	28,400	15,715	(1)	3	2	(1)	5,448	2,020	(1)	3	(1)	5,008	(1)
400-699	------	1	1	--------	500	500	-----	1	---------	5,840	5,100	-----	1	1	--------	750	1,400	-----	1	--------	950
700 and over	3	1	1	2,240	1,024	1,000	3	1	28,400	9,875	12,727	3	1	1	5,448	1,270	700	3	1	5,008	200
Snohomish																					
Total	4,087	4,331	3,121	371,132	556,039	650,861	3,731	3,876	4,613,853	5,859,020	7,965,077	3,204	3,039	3,059	577,845	778,063	1,052,319	964	1,547	309,124	534,221
None	-----	-----	-----	-------	-------	-------	63	37	108,336	30,897	200,683	79	27	52	59,009	6,514	20,230	48	65	55,809	28,222
Under 25	2,355	2,208	1,611	32,387	31,132	33,744	2,020	1,804	333,526	270,607	458,504	1,615	1,357	1,528	53,515	46,170	71,932	180	367	19,680	34,693
25-49	781	815		25,509	26,375		734	753	252,162	207,511		653	630		36,800	29,845		166		12,532	
50-99	302	356	334	18,846	21,889	21,441	276	342	173,806	199,322	247,524	262	272	327	30,196	25,215	34,679	112	159	12,231	12,764
100-199	214	234	285	28,402	29,769	37,618	207	231	285,666	286,471	446,419	180	162	272	42,260	37,670	57,273	121	196	18,404	25,885
200-399	185	285	345	49,462	76,325	92,122	183	277	623,757	813,349	1,010,811	172	212	338	79,421	96,049	162,861	132	269	37,515	77,740
400-799	147	252	(1)	79,160	132,185	(1)	145	252	1,110,076	1,508,213	(1)	140	212	(1)	104,398	176,071	(1)	116	(1)	53,573	(1)
800-1599	79	141	(1)	83,145	150,814	(1)	79	141	1,048,596	1,681,840	(1)	79	130	(1)	108,521	228,779	(1)	69	(1)	58,137	(1)
1600-3199	21	37	(1)	41,721	76,750	(1)	21	36	531,357	801,317	(1)	21	34	(1)	42,525	110,250	(1)	17	(1)	21,743	(1)
3200 and over	3	3	(1)	12,500	10,800	(1)	3	3	146,571	59,493	(1)	3	3	(1)	21,200	21,500	(1)	3	(1)	19,500	(1)
400-699	120	213	275	60,060	104,575	138,185	118	213	832,401	1,179,783	1,823,057	114	178	273	74,668	140,908	216,193	92	243	35,008	115,196
700-999	60	93	127	46,987	72,634	102,402	60	93	644,751	828,814	1,217,642	59	82	125	65,164	97,483	136,061	51	116	40,652	75,142
1000-2499	64	116	127	88,779	161,240	166,949	64	115	1,123,157	1,762,370	1,921,238	64	108	127	110,512	250,609	235,990	56	115	55,838	119,489
2500 and over	6	11	17	20,700	32,100	58,400	6	11	236,291	279,896	639,199	6	11	17	26,300	47,600	117,100	6	17	21,455	45,090

Spokane																				
Total	3,679	3,906	3,419	269,727	311,147	274,480	3,406	3,624	2,467,967	2,579,858	2,520,379	3,110	3,047	3,413	467,046	413,473	500,686	1,320	1,718	212,426	215,105
None							34	8	18,860	715	23,796	44	8	42	31,348	1,110	6,531	40	48	20,090	5,391
Under 25	1,388	1,198	1,996	21,699	19,346	50,754	1,189	1,003	169,939	128,171	430,539	998	749	1,963	44,665	26,320	105,655	196	657	15,129	30,307
25-49	953	1,017		33,659	35,679		885	958	245,134	232,920		848	844		59,210	51,296		287		14,936	
50-99	668	875	734	42,900	54,835	46,973	645	853	315,642	390,750	372,505	595	760	729	71,879	78,753	80,444	313	458	24,864	28,914
100-199	349	458	377	45,078	58,712	48,686	335	447	373,585	484,650	416,402	316	389	373	83,820	75,271	87,027	224	287	47,230	34,437
200-399	206	241	202	54,202	60,767	52,335	204	238	545,750	540,627	555,577	198	195	199	78,141	71,915	88,776	163	173	34,605	43,158
400-799	94	83	(1)	47,595	40,857	(1)	93	83	508,178	397,391	(1)	90	72	(1)	62,003	58,373	(1)	78	(1)	33,363	(1)
800-1599	18	28	(1)	17,719	27,862	(1)	18	28	190,715	256,290	(1)	18	24	(1)	25,880	40,685	(1)	16	(1)	15,726	(1)
1600 and over	3	6	(1)	6,875	13,089	(1)	3	6	100,164	148,344	(1)	3	6	(1)	10,100	9,750	(1)	3	(1)	6,483	(1)
400-699	86	78	76	41,845	37,357	37,617	85	78	450,760	354,773	355,703	82	68	74	54,353	55,843	64,509	72	66	29,255	33,253
700-999	16	20	21	12,400	16,290	16,445	16	20	122,821	182,078	139,746	16	16	20	19,320	17,630	27,735	12	17	12,314	13,466
1000 and over	13	19	13	17,944	28,161	21,670	13	19	225,476	265,174	226,111	13	18	13	24,310	35,335	40,009	13	12	14,003	26,179
Stevens																				
Total	2,063	2,342	2,062	76,181	91,845	80,866	1,947	2,256	620,297	660,291	762,380	1,737	1,975	2,040	124,981	138,522	151,186	593	817	35,236	53,284
None							28	16	12,482	2,292	8,337	20	20	23	1,197	895	1,745	15	29	1,064	1,748
Under 25	969	1,058	1,643	15,717	17,942	39,048	877	980	128,810	133,821	369,744	710	791	1,607	26,417	30,491	81,293	165	520	4,904	23,267
25-49	657	759		23,123	26,985		619	743	171,339	188,480		597	687		41,296	42,857		194		10,470	
50-99	337	397	275	21,018	24,621	17,097	327	392	152,226	159,384	153,266	314	361	269	34,796	32,399	30,814	157	157	11,076	10,977
100-199	74	95	106	9,276	11,524	13,255	70	92	74,428	86,080	109,794	71	85	103	11,207	15,898	19,475	44	77	3,961	8,241
200-399	23	24	31	5,747	6,248	8,041	23	24	63,110	51,624	85,106	22	22	31	8,118	9,582	14,439	15	28	2,637	7,000
400 and over	3	9	7	1,300	4,525	3,425	3	9	17,902	38,610	36,133	3	9	7	1,950	6,400	3,420	3	6	1,124	2,051
Thurston																				
Total	2,055	2,173	1,440	141,053	168,232	156,976	1,873	1,869	1,456,009	1,462,175	1,747,978	1,752	1,530	1,415	264,770	188,336	262,871	492	595	132,656	123,338
None							35	7	45,106	1,903	49,207	41	6	26	19,953	196	7,950	25	25	19,652	6,219
Under 25	1,162	1,232	907	16,300	17,699	20,322	997	987	148,639	98,186	227,231	894	787	874	33,002	23,835	45,250	107	218	9,406	15,556
25-49	442	423		14,852	14,299		414	379	122,329	92,291		391	344		31,450	20,352		106		11,920	
50-99	194	213	185	12,023	13,255	11,610	179	204	95,502	98,857	118,160	182	177	179	25,461	18,575	19,415	77	97	11,329	7,045
100-199	98	102	118	12,472	12,544	16,219	94	96	120,571	101,754	172,021	90	76	113	31,875	14,492	26,587	58	69	18,577	14,017
200-399	72	87	133	18,208	22,250	35,363	68	84	189,713	209,499	395,515	69	62	129	37,879	24,690	63,127	49	105	20,762	30,083
400-799	60	76	(1)	31,348	39,585	(1)	59	72	299,725	384,088	(1)	58	45	(1)	40,150	42,892	(1)	46	(1)	17,322	(1)
800-1599	23	35	(1)	26,250	35,100	(1)	23	35	289,612	356,572	(1)	23	28	(1)	33,700	30,554	(1)	20	(1)	18,248	(1)
1600 and over	4	5	(1)	9,600	13,500	(1)	4	5	144,812	119,025	(1)	4	5	(1)	11,300	12,750	(1)	4	(1)	5,440	(1)
400-699	52	66	60	25,623	32,445	31,167	51	62	243,765	301,858	329,927	50	37	58	30,350	34,112	40,944	39	50	13,562	22,060
700-999	14	30	14	10,675	23,640	10,995	14	30	116,717	247,280	107,517	14	23	14	14,400	22,290	18,379	11	11	5,633	9,742
1000 and over	21	20	23	30,900	32,100	31,300	21	20	373,667	310,547	348,400	21	18	22	40,400	29,794	41,219	20	20	21,815	18,616
Wahkiakum																				
Total	322	342	311	12,045	14,820	16,833	306	286	109,628	121,939	160,742	254	205	301	15,889	16,683	22,543	61	60	7,442	5,543
None							3	1	502	100		3			106			2		87	
Under 25	191	226	239	2,721	3,053	4,803	175	174	23,258	16,936	43,670	131	114	230	4,414	2,187	6,394	18	25	2,233	650
25-49	82	61		2,610	2,069		79	58	19,894	14,162		73	42		2,408	1,472		12		272	
50-99	25	32	34	1,450	1,958	2,070	25	30	9,563	13,175	18,022	24	30	33	1,731	2,834	2,716	10	14	538	533
100-199	13	12	19	1,624	1,400	2,390	13	12	14,564	12,666	22,293	13	9	19	3,455	880	3,293	10	8	2,241	1,028
200-399	6	3	13	1,380	890	3,350	6	3	11,850	14,051	32,465	5	2	13	1,325	750	5,590	5	9	475	1,824
400 and over	5	8	6	2,260	5,450	4,220	5	8	29,997	50,849	44,292	5	8	6	2,450	8,560	4,550	4	4	1,596	1,508
Walla Walla																				
Total	1,141	1,271	1,137	67,023	81,503	69,278	1,076	1,230	444,297	596,558	541,946	979	1,019	1,102	112,402	121,497	143,655	370	444	36,218	59,976
None							11	3	3,803	144	1,130	11	4	5	2,627	540	418	12	6	2,477	575
Under 25	352	353	673	5,886	6,317	17,650	318	331	40,159	41,298	138,391	253	216	644	10,684	10,265	38,791	51	201	1,685	10,998
25-49	331	342		11,610	12,399		310	332	77,357	82,979		288	285		20,661	18,488		98		4,668	
50-99	276	353	302	17,418	22,356	19,587	260	344	103,481	143,631	153,534	252	309	294	29,798	34,446	35,171	109	149	9,095	9,866
100-199	130	160	115	15,807	19,213	13,496	126	157	97,014	136,860	102,678	124	148	113	24,212	24,228	22,721	67	64	6,715	6,790
200-399	39	48	32	9,677	12,110	7,765	38	48	64,810	98,437	54,941	38	43	31	12,920	14,370	9,140	23	14	4,458	2,000
400 and over	13	15	15	6,625	9,108	10,780	13	15	57,673	93,209	91,272	13	14	15	11,500	19,160	37,414	10	10	7,120	29,747

[1] Comparison with later censuses may be found in groups below beginning with 400-699.

COUNTY TABLE 1.—CHICKENS ON FARMS 1940, 1935, AND 1930; CHICKEN EGGS PRODUCED AND CHICKENS RAISED 1939, 1934, AND 1929; AND CHICKENS SOLD, 1939 AND 1929; CLASSIFIED BY NUMBER ON HAND—Continued

(Chickens on hand over 4 months old Apr. 1, 1940 and over 3 months old Jan. 1, 1935 and Apr. 1, 1930)

STATE OR COUNTY AND NUMBER OF CHICKENS ON HAND	CHICKENS ON HAND						CHICKEN EGGS PRODUCED					CHICKENS RAISED						CHICKENS SOLD			
	Farms reporting			Number			Farms reporting		Dozens			Farms reporting			Number			Farms reporting		Number	
	1940 (Apr.1)	1935 (Jan.1)	1930 (Apr.1)	1940 (Apr. 1)	1935 (Jan. 1)	1930 (Apr. 1)	1939	1934	1939	1934	1929	1939	1934	1929	1939	1934	1929	1939	1929	1939	1929
WASHINGTON—Con.																					
Whatcom																					
Total	3,233	3,368	3,174	645,880	759,500	781,912	3,063	3,183	7,344,259	8,636,968	9,804,948	2,608	2,142	3,091	876,842	878,986	1,420,736	1,303	1,691	466,413	739,075
None	———	———	———	———	———	———	93	37	190,740	64,011	198,844	115	24	51	77,465	9,344	20,885	93	90	62,082	28,257
Under 25	1,285	1,328	1,437	18,485	19,222	29,459	1,102	1,153	236,990	168,499	356,534	820	688	1,360	48,710	27,820	93,517	168	358	27,298	62,133
25-49	542	511		18,030	16,945		501	486	202,296	155,335		434	338		34,175	24,466		135		22,426	
50-99	289	261	278	18,584	16,544	18,088	276	254	160,833	160,989	251,179	230	174	284	28,976	16,557	41,436	116	135	15,900	26,099
100-199	228	235	292	31,398	31,306	40,118	218	230	327,309	362,313	487,825	186	144	275	44,655	26,557	89,562	129	150	21,178	25,257
200-399	357	383	456	98,282	103,824	128,611	349	376	1,101,036	1,217,677	1,572,131	321	232	444	142,778	110,212	225,767	236	329	68,802	94,626
400-799	345	399	(1)	185,333	216,437	(1)	337	397	2,013,959	2,428,106	(1)	318	317	(1)	229,473	234,682	(1)	266	(1)	104,681	(1)
800-1599	143	202	(1)	148,385	203,222	(1)	143	201	1,732,338	2,288,524	(1)	141	178	(1)	172,741	206,048	(1)	119	(1)	83,437	(1)
1600-3199	32	38	(1)	65,842	77,291	(1)	32	38	676,788	982,388	(1)	32	37	(1)	58,532	129,610	(1)	29	(1)	28,808	(1)
3200 and over	12	11	(1)	61,541	74,709	(1)	12	11	701,970	809,126	(1)	11	10	(1)	39,337	93,690	(1)	12	(1)	31,821	(1)
400-699	279	327	403	137,862	164,820	197,476	272	325	1,458,453	1,864,697	2,620,156	255	251	392	175,539	186,143	329,477	208	337	82,599	171,529
700-999	130	170	167	101,097	134,315	130,935	129	170	1,130,652	1,480,570	1,578,070	125	154	166	116,680	138,982	207,985	104	157	49,644	102,820
1000-2499	106	135	125	146,984	178,715	168,004	106	134	1,695,080	2,091,646	2,026,002	106	121	124	160,710	220,115	245,563	98	119	82,261	152,699
2500 and over	17	18	16	75,158	93,809	69,221	17	18	840,870	1,071,231	714,207	16	16	15	47,154	118,790	186,544	16	16	34,243	75,655
Whitman																					
Total	2,258	2,514	2,422	153,891	186,829	148,301	2,179	2,471	1,164,166	1,330,262	1,187,111	2,019	2,228	2,402	269,368	288,652	271,741	1,001	1,186	87,418	81,750
None	———	———	———	———	———	———	11	3	2,569	800	4,274	14	4	11	1,184	211	1,862	9	11	655	1,462
Under 25	402	380	1,205	7,203	7,091	35,771	356	354	54,188	52,062	304,609	293	258	1,180	16,792	10,963	72,534	77	444	5,466	17,813
25-49	651	681		23,679	25,397		625	673	158,282	161,506		575	615		45,331	41,105		223		10,823	
50-99	755	867	825	47,676	55,934	53,044	741	860	345,303	366,786	389,998	710	806	824	90,160	88,891	101,144	401	455	26,010	26,413
100-199	355	466	318	43,168	56,524	38,821	350	463	303,217	411,380	301,123	332	436	315	68,420	80,951	64,064	223	215	21,860	18,864
200-399	80	98	63	19,650	23,143	15,155	79	96	163,356	194,260	136,085	78	90	62	28,864	29,949	21,412	54	51	11,804	9,928
400 and over	17	22	(1)	12,515	18,740	(1)	17	22	137,251	143,468	(1)	17	21	(1)	18,617	38,582	(1)	14	(1)	10,800	(1)
400-699	12	18	10	5,515	8,240	4,310	12	18	57,951	87,385	39,022	12	17	9	5,917	16,882	4,725	9	9	2,050	2,770
700 and over	5	4	1	7,000	10,500	1,200	5	4	79,300	56,083	12,000	5	4	1	12,700	19,700	6,000	5	1	8,750	4,500
Yakima																					
Total	4,817	5,361	4,757	214,645	268,154	241,994	4,355	4,982	1,676,513	2,022,299	1,961,851	4,131	4,224	4,407	392,731	381,980	427,996	1,243	2,021	128,424	159,643
None	———	———	———	———	———	———	50	18	16,014	2,594	17,423	72	32	63	7,957	3,345	7,087	35	51	3,704	4,864
Under 25	2,283	2,232	3,455	36,143	36,724	82,171	1,949	1,972	266,478	248,570	646,547	1,742	1,547	3,082	83,926	58,819	163,974	330	1,114	22,467	49,218
25-49	1,491	1,659		50,579	57,350		1,370	1,584	354,238	390,323		1,346	1,378		94,284	85,044		376		22,968	
50-99	662	941	838	40,634	57,792	53,253	621	895	275,938	410,547	364,138	607	800	813	68,330	78,480	92,408	275	489	19,556	34,940
100-199	258	357	306	29,497	42,850	37,632	224	345	237,901	321,325	282,905	225	315	297	52,141	52,536	62,014	138	235	23,723	25,429
200-399	99	117	97	25,797	29,515	24,933	97	113	219,631	231,832	214,264	95	102	91	34,643	34,976	35,704	61	75	11,783	15,528
400-799	34	33	(1)	16,155	16,793	(1)	34	33	157,457	131,028	(1)	34	28	(1)	33,400	15,980	(1)	19	(1)	16,660	(1)
800-1599	6	18	(1)	6,440	17,900	(1)	6	18	69,950	192,315	(1)	6	18	(1)	10,550	19,800	(1)	6	(1)	5,023	(1)
1600 and over	4	4	(1)	9,400	9,250	(1)	4	4	78,906	93,765	(1)	4	4	(1)	7,500	33,000	(1)	3	(1)	2,540	(1)
400-699	33	28	37	15,455	13,150	17,893	33	28	154,457	108,078	169,161	33	24	37	31,400	11,580	27,889	18	35	16,460	10,904
700-999	2	13	14	1,550	10,293	10,802	2	13	7,000	91,070	98,161	2	12	14	2,250	11,100	19,320	2	13	450	9,310
1000 and over	9	14	10	14,990	20,500	15,310	9	14	144,856	217,960	169,232	9	14	10	17,800	46,100	19,600	8	9	7,313	9,450

WEST VIRGINIA																				
Total	84,181	93,951	75,431	3,377,535	4,123,914	3,673,989	79,810	89,007	22,722,409	21,696,217	27,929,598	74,934	82,664	73,351	6,087,205	5,354,727	5,503,780	59,058	47,788	3,036,293	2,442,994
None	———	———	———	———	———	———	922	233	199,419	27,101	63,295	1,243	323	319	269,444	26,543	32,442	866	286	249,913	25,833
Under 25	31,487	26,781	48,459	469,896	415,666	1,289,459	27,971	23,413	2,950,573	1,807,313	9,822,023	25,246	20,341	46,446	1,043,966	663,271	2,317,817	9,185	26,353	426,127	899,074
25-49	31,095	37,422		1,024,525	1,236,264		29,828	36,143	6,424,089	5,955,978		28,232	33,934		1,764,775	1,680,568		14,630		750,580	
50-99	15,844	22,313	19,732	983,431	1,382,907	1,245,224	15,447	21,889	6,495,965	7,349,900	9,182,371	14,765	20,996	19,435	1,525,352	1,686,163	1,701,257	9,999	14,987	735,300	781,144
100-199	4,683	6,295	5,993	564,102	744,308	722,017	4,587	6,202	4,022,774	4,263,668	5,497,049	4,423	5,992	5,916	884,153	866,122	909,949	3,505	5,065	490,143	459,440
200-399	891	946	999	213,499	225,060	259,856	876	935	1,602,889	1,386,423	1,853,476	848	895	990	357,528	274,132	314,259	722	879	222,351	154,886
400-799	139	162	(1)	67,607	81,076	(1)	137	160	518,056	579,826	(1)	135	153	(1)	117,952	97,778	(1)	112	(1)	72,189	(1)
800-1599	34	27	(1)	32,475	29,033	(1)	34	27	322,569	234,804	(1)	34	25	(1)	75,935	44,850	(1)	31	(1)	54,890	(1)
1600-3199	6	5	(1)	13,600	11,600	(1)	6	5	126,642	91,204	(1)	6	5	(1)	19,600	15,300	(1)	6	(1)	11,400	(1)
3200 and over	2	———	(1)	8,400	———	(1)	2	———	59,433	———	(1)	2	———	(1)	28,500	———	(1)	2	(1)	23,400	(1)
400-699	130	139	176	61,170	64,518	83,543	128	137	459,259	465,733	690,229	126	131	173	104,352	80,195	123,375	104	151	63,087	67,657
700-999	31	32	40	24,842	24,368	30,924	31	32	228,341	155,796	273,850	31	31	40	51,135	30,234	45,176	27	38	32,452	25,205
1000-2499	15	22	26	19,370	30,023	33,366	15	22	216,252	280,705	291,720	15	20	26	45,600	44,299	37,225	15	24	35,840	18,550
2500 and over	5	1	6	16,700	2,800	29,600	5	1	122,848	3,600	255,585	5	1	6	40,900	3,200	22,300	5	5	30,500	11,205
Barbour																					
Total	1,781	1,945	1,698	62,338	77,454	64,764	1,692	1,864	397,197	423,705	514,533	1,589	1,816	1,603	87,128	102,140	152,675	886	1,146	33,320	47,779
None	———	———	———	———	———	———	16	7	1,585	525	1,660	22	6	4	1,684	150	464	10	2	910	225
Under 25	706	561	1,304	10,610	8,775	34,556	634	490	61,152	44,284	279,513	567	477	1,213	16,018	13,265	109,530	223	814	4,858	26,340
25-49	692	843		22,759	27,917		669	830	126,963	152,431		638	810		32,539	40,334		382		11,578	
50-99	307	431	334	18,778	26,558	20,978	297	427	125,171	143,902	161,037	288	417	327	23,913	34,598	30,111	210	273	10,377	15,366
100-199	66	100	47	7,790	11,649	5,755	66	100	66,392	64,997	42,868	65	96	47	10,717	12,013	8,790	53	45	4,852	4,238
200 and over	10	10	13	2,401	2,555	3,475	10	10	15,934	17,564	29,455	9	10	12	2,257	1,780	3,780	8	12	745	1,610
Berkeley																					
Total	1,122	1,237	1,103	61,287	86,573	77,133	1,065	1,209	369,241	300,772	582,994	1,039	1,170	1,109	123,248	151,535	149,043	535	782	47,497	69,471
None	———	———	———	———	———	———	8	10	2,485	1,375	6,605	14	15	16	7,185	6,975	3,625	10	15	7,105	2,651
Under 25	241	168	416	3,492	2,692	11,930	207	151	20,714	9,306	95,599	197	144	410	11,956	9,219	28,949	61	241	4,686	11,973
25-49	359	310		12,075	10,144		344	297	68,682	30,468		336	286		27,802	21,002		153		9,156	
50-99	351	422	417	21,892	26,786	27,462	336	414	123,048	95,398	211,431	327	400	415	40,352	48,060	51,399	192	313	14,074	21,454
100-199	146	284	237	17,203	33,786	28,786	146	284	107,621	114,544	205,466	141	273	235	26,901	47,425	49,340	103	182	8,343	24,643
200-399	20	47	27	4,375	10,285	6,355	20	47	33,101	36,747	44,593	20	46	27	6,127	15,024	8,080	13	25	2,153	3,850
400 and over	5	6	6	2,250	2,880	2,600	4	6	13,590	12,934	19,300	4	6	6	2,925	3,830	7,650	3	6	1,980	4,900
Boone																					
Total	897	1,377	732	30,722	52,458	27,650	851	1,272	185,207	208,544	195,405	782	1,216	700	45,378	66,625	45,884	285	303	10,801	13,485
None	———	———	———	———	———	———	9	4	444	570	1,280	14	5	8	1,017	155	316	8	7	490	262
Under 25	362	450	553	5,496	6,811	14,859	329	386	37,142	22,715	112,722	280	341	516	9,945	10,471	27,035	77	184	2,166	6,301
25-49	358	542		11,725	17,875		345	517	68,340	68,468		319	505		17,354	24,211		122		3,038	
50-99	149	325	155	9,231	19,343	9,401	141	306	48,649	80,121	56,538	143	309	152	12,113	23,842	13,803	61	96	2,970	4,920
100-199	25	51	20	3,033	6,129	2,405	24	50	16,656	28,330	18,165	25	48	20	3,579	5,746	3,225	17	16	2,137	2,002
200 and over	3	9	4	1,237	2,300	985	3	9	13,976	8,340	6,700	3	8	4	1,370	2,200	1,505				
Braxton																					
Total	2,646	2,965	2,324	96,900	115,507	93,528	2,543	2,855	657,964	613,255	738,205	2,426	2,810	2,314	130,579	164,527	136,198	1,662	1,727	60,184	70,425
None	———	———	———	———	———	———	38	14	7,745	1,321	2,080	43	16	11	2,188	802	371	33	10	1,957	410
Under 25	924	855	1,698	13,878	13,377	45,516	826	775	92,367	63,827	389,189	758	757	1,678	24,998	26,963	75,201	459	1,179	10,691	37,295
25-49	1,147	1,313		38,293	43,678		1,118	1,279	237,689	207,835		1,073	1,263		50,616	65,750		740		22,288	
50-99	468	688	519	28,660	42,933	31,880	457	679	194,186	232,873	227,144	450	669	518	34,000	54,533	40,628	341	444	16,360	22,101
100-199	90	98	89	10,674	11,271	10,209	87	97	74,459	67,001	76,487	85	95	89	12,568	11,929	12,668	74	77	5,813	6,608
200 and over	17	11	18	5,395	4,248	5,923	17	11	51,518	40,598	43,305	17	10	18	6,209	4,550	7,330	15	17	3,075	4,011
Brooke																					
Total	336	366	202	17,368	22,497	14,833	316	340	117,189	153,237	108,731	301	240	192	33,429	26,466	27,626	148	145	14,258	12,442
None	———	———	———	———	———	———	9	———	3,740	———	———	13	1	———	2,320	25	———	9	———	1,937	———
Under 25	107	66	77	1,497	1,038	2,463	87	51	9,198	3,740	17,935	79	30	71	3,613	1,570	6,635	22	43	946	3,199
25-49	110	122		3,548	3,982		103	118	16,339	23,312		99	86		6,295	4,943		37		1,915	

[1] Comparison with later censuses may be found in groups below beginning with 400-699.

COUNTY TABLE 1.—CHICKENS ON FARMS 1940, 1935, AND 1930; CHICKEN EGGS PRODUCED AND CHICKENS RAISED 1939, 1934, AND 1929; AND CHICKENS SOLD, 1939 AND 1929; CLASSIFIED BY NUMBER ON HAND—Continued

(Chickens on hand over 4 months old Apr. 1, 1940 and over 3 months old Jan. 1, 1935 and Apr. 1, 1930)

STATE OR COUNTY AND NUMBER OF CHICKENS ON HAND	CHICKENS ON HAND						CHICKEN EGGS PRODUCED					CHICKENS RAISED						CHICKENS SOLD			
	Farms reporting			Number			Farms reporting		Dozens			Farms reporting			Number			Farms reporting		Number	
	1940 (Apr.1)	1935 (Jan.1)	1930 (Apr.1)	1940 (Apr. 1)	1935 (Jan. 1)	1930 (Apr. 1)	1939	1934	1939	1934	1929	1939	1934	1929	1939	1934	1929	1939	1929	1939	1929
WEST VIRGINIA—Continued																					
Brooke—Contd.																					
50-99	84	118	76	5,038	7,322	4,699	83	112	29,016	46,356	31,603	76	73	72	8,492	7,388	8,007	53	63	3,243	3,456
100-199	23	43	39	2,710	4,945	4,751	22	42	17,135	30,214	30,623	22	36	39	5,774	5,375	7,471	16	30	2,577	3,077
200-399	6	12	7	1,500	2,560	1,570	6	12	16,226	21,420	15,270	6	9	7	2,400	3,265	2,913	5	6	1,250	1,260
400 and over	6	5	3	3,075	2,650	1,350	6	5	25,535	28,195	13,300	6	5	3	4,535	3,900	2,600	6	3	2,390	1,450
Cabell																					
Total	1,733	1,990	1,776	71,268	88,362	92,305	1,621	1,839	400,090	435,915	596,888	1,483	1,772	1,706	111,609	97,498	117,780	475	994	44,559	50,108
None	———	———	———	———	———	———	18	1	2,569	150	1,220	28	5	3	6,636	243	299	11	3	5,500	290
Under 25	571	474	1,034	8,540	7,841	28,311	506	401	49,798	33,198	196,993	466	372	971	16,507	10,843	43,606	98	466	4,520	18,277
25-49	683	845		22,784	28,399		640	778	120,516	131,254		581	768		32,965	33,548		181		9,784	
50-99	360	519	576	22,201	32,044	36,200	344	509	116,882	158,517	221,828	305	488	568	37,444	31,590	41,141	136	388	18,527	16,037
100-199	104	136	137	12,391	15,453	16,434	98	134	64,626	85,741	105,093	89	123	135	11,769	14,394	17,537	41	111	3,083	8,020
200-399	10	13	26	2,490	3,105	6,285	10	13	13,240	14,155	49,174	9	13	26	1,676	3,980	8,497	5	23	545	4,084
400 and over	5	3	3	2,862	1,520	5,075	5	3	32,459	12,900	22,580	5	3	3	4,612	2,900	6,700	3	3	2,600	3,400
Calhoun																					
Total	1,504	1,729	1,362	52,425	68,127	59,466	1,427	1,663	341,666	402,054	491,200	1,294	1,492	1,346	67,782	81,398	75,531	811	720	33,875	26,193
None	———	———	———	———	———	———	23	7	4,079	255	200	29	3	1	1,899	261	10	27	2	1,671	55
Under 25	574	486	870	8,347	7,725	24,206	501	434	54,484	43,245	204,578	421	353	858	13,456	10,197	34,459	214	401	5,603	11,200
25-49	605	760		20,324	25,653		583	744	130,388	157,283		548	679		28,918	31,582		339		14,263	
50-99	274	412	422	16,735	25,692	26,025	269	407	108,653	153,430	217,186	247	388	417	16,953	29,012	29,078	187	288	7,715	10,013
100-199	41	67	60	4,640	7,947	6,760	41	67	28,507	39,391	50,566	39	65	60	4,671	9,436	8,354	34	42	2,475	3,290
200 and over	10	4	10	2,379	1,110	2,475	10	4	15,555	8,450	18,670	10	4	10	3,885	910	3,630	10	7	2,148	1,635
Clay																					
Total	1,217	1,353	1,049	38,497	45,524	35,507	1,112	1,271	218,188	190,083	230,388	1,011	1,178	904	57,964	67,640	53,768	442	329	18,963	14,623
None	———	———	———	———	———	———	3	3	562	200	150	6	3	3	514	118	126	4	3	117	126
Under 25	581	502	839	8,243	7,825	21,350	492	433	44,895	34,531	134,700	434	387	708	14,552	14,700	34,001	149	219	4,618	8,278
25-49	433	582		13,878	19,039		418	568	69,279	79,270		384	534		18,662	29,569		165		4,507	
50-99	163	233	189	9,936	14,172	11,462	159	231	58,764	59,242	76,768	151	218	173	13,644	18,248	15,671	94	94	4,662	4,679
100-199	31	33	19	3,805	3,738	2,070	31	33	27,425	13,445	14,170	28	33	18	6,417	4,230	3,070	24	12	3,159	1,340
200 and over	9	3	2	2,635	750	625	9	3	17,263	3,395	4,600	8	3	2	4,175	775	900	6	1	1,900	200
Doddridge																					
Total	1,273	1,351	1,163	36,537	44,526	41,139	1,223	1,278	286,083	213,998	316,072	1,170	1,175	1,148	47,136	50,585	61,622	465	742	12,993	23,589
None	———	———	———	———	———	———	29	———	8,632	———	350	26	2	2	1,827	115	161	12	3	1,159	134
Under 25	616	482	947	8,948	7,741	25,081	557	429	65,010	32,851	189,332	536	371	932	14,764	9,766	42,027	158	569	3,247	14,894
25-49	485	644		15,546	20,890		471	627	111,883	99,690		444	588		19,762	24,223		204		5,522	
50-99	151	191	180	9,023	11,646	10,822	146	188	73,104	57,235	85,235	144	182	178	8,702	11,950	13,896	78	138	2,289	5,965
100 and over	21	34	36	3,020	4,249	5,236	20	34	27,454	24,222	41,155	20	32	36	2,081	4,531	5,538	13	32	776	2,596
Fayette																					
Total	1,908	1,739	1,326	61,439	59,260	49,804	1,804	1,598	384,052	323,253	365,876	1,746	1,452	1,325	113,092	85,518	91,821	607	744	31,728	35,764
None	———	———	———	———	———	———	26	3	3,600	387	2,248	33	3	20	1,533	219	1,574	16	18	606	1,231
Under 25	932	631	1,017	13,880	9,834	26,230	830	540	81,182	56,305	202,364	776	459	998	30,919	17,978	54,227	193	495	6,454	16,855
25-49	676	779		22,321	24,986		655	742	133,117	133,924		649	689		37,855	38,044		224		6,424	

50-99	239	279	264	14,573	16,786	16,534	235	268	84,768	89,814	110,684	232	255	263	26,129	21,125	24,695	131	193	9,295	10,868
100-199	47	39	35	5,924	4,369	4,305	45	35	46,995	21,743	27,968	44	37	34	8,591	5,402	6,960	31	28	3,049	4,095
200-399	10	8	9	2,591	1,865	2,335	9	7	20,190	14,080	18,050	8	6	9	4,315	1,850	3,965	8	9	2,750	2,415
400 and over	4	3	1	2,150	1,420	400	4	3	14,200	7,000	4,562	4	3	1	3,750	900	400	4	1	3,150	300
Gilmer																					
Total	1,540	1,651	1,312	50,990	63,356	49,076	1,506	1,594	389,836	342,800	376,431	1,445	1,538	1,284	87,427	86,167	70,531	847	815	23,202	25,516
None							5	2	755	45	300	5	2	1	272	17	25	4	3	150	95
Under 25	627	410	994	9,608	6,726	26,979	598	376	74,559	31,130	214,971	560	346	966	16,579	10,487	42,647	271	578	5,007	15,057
25-49	651	839		21,516	28,230		643	820	164,271	152,834		623	799		28,630	41,383		391		10,072	
50-99	226	349	279	13,689	21,039	16,854	224	343	107,446	118,670	122,481	221	340	278	15,518	27,164	20,161	153	202	5,780	7,268
100-199	30	45	35	3,701	5,436	3,978	30	45	28,789	30,746	28,179	30	44	35	5,033	5,656	6,578	24	30	1,918	2,721
200-399	3	7	2	876	1,495	465	3	7	5,906	9,010	3,800	3	6	2	210	1,385	650	4	2	275	375
400 and over	3	1	2	1,600	430	800	3	1	8,110	365	6,700	3	1	2	1,185	75	470				
Grant																					
Total	812	831	816	41,817	43,071	44,853	762	818	274,220	279,409	292,235	726	766	779	101,103	62,314	81,348	610	703	76,507	57,694
None							2	1	375	40	250	8	2	1	12,248	135	30	7	2	12,258	90
Under 25	194	183	446	3,134	2,970	12,686	171	173	18,350	14,210	80,955	156	143	415	7,556	5,602	27,554	117	353	5,358	19,785
25-49	311	309		10,605	10,330		294	307	73,145	60,686		276	289		21,559	16,372		230		15,488	
50-99	204	221	265	13,457	13,766	17,343	195	221	83,973	95,321	104,388	187	216	259	28,524	20,126	30,784	162	256	19,327	22,853
100-199	83	106	91	9,833	12,838	11,144	80	104	66,449	93,693	77,486	80	104	90	19,041	16,834	19,410	76	83	14,829	13,251
200 and over	20	12	14	4,788	3,167	3,680	20	12	31,928	15,459	29,156	19	12	14	12,175	3,245	3,570	18	9	9,247	1,715
Greenbrier																					
Total	2,526	2,694	2,127	115,736	132,549	117,073	2,388	2,587	755,505	766,967	958,229	2,289	2,463	2,104	160,952	160,904	157,220	1,396	1,515	65,248	75,868
None							13	9	4,903	630	530	20	14	4	1,090	575	215	16	6	928	171
Under 25	722	608	1,177	11,329	9,752	32,789	638	542	68,224	45,193	288,073	580	494	1,159	18,897	16,641	52,900	255	717	6,741	24,441
25-49	940	1,059		31,528	35,497		894	1,028	194,490	199,121		864	967		45,898	48,047		487		16,249	
50-99	621	754	673	38,929	47,244	42,805	607	739	259,836	281,962	360,769	590	723	669	51,731	55,332	54,760	439	549	21,772	26,721
100-199	209	229	230	24,470	27,376	27,699	202	225	159,952	155,831	206,131	203	222	225	30,182	29,428	33,325	170	197	12,400	16,690
200 and over	34	44	47	9,480	12,680	13,780	34	44	68,100	84,230	102,726	32	43	47	13,154	10,881	16,020	29	46	7,158	7,845
Hampshire																					
Total	1,319	1,558	1,329	70,172	81,361	78,202	1,277	1,536	545,933	459,319	582,767	1,141	1,449	1,234	114,546	99,685	99,846	851	1,016	71,235	50,779
None							6	2	635	52	2,240	6	3	4	1,919	160	5,175	10	4	2,041	3,171
Under 25	285	300	674	4,297	4,890	19,943	255	284	31,141	21,763	144,807	202	241	597	10,588	6,781	27,350	103	447	7,767	13,787
25-49	494	578		18,581	19,351		483	576	121,248	98,409		429	542		25,084	24,305		299		12,826	
50-99	380	511	477	23,608	31,378	30,074	375	507	173,659	175,482	221,723	351	499	462	33,732	38,445	35,687	299	408	18,994	18,770
100-199	126	135	146	15,956	15,842	16,997	124	134	130,803	91,344	125,547	121	131	140	25,213	18,984	17,819	109	132	16,227	10,254
200-399	31	26	24	7,555	5,850	5,713	31	26	63,647	40,939	45,775	29	26	23	11,735	6,685	5,365	28	19	7,440	2,197
400 and over	3	8	8	2,175	4,050	5,475	3	7	24,800	31,330	42,675	3	7	8	8,275	4,325	8,450	3	6	5,940	2,600
Hancock																					
Total	252	310	288	9,987	12,083	16,933	245	286	63,911	68,527	135,122	227	283	285	20,133	18,895	30,042	124	160	7,927	13,928
None							21	2	2,438	140	1,722	21	2	5	856	300	1,348	8	4	357	1,218
Under 25	94	105	181	1,321	1,469	5,012	74	88	9,228	8,736	37,914	61	79	175	2,968	3,862	9,262	29	80	1,055	3,281
25-49	92	122		3,031	3,946		87	116	19,490	23,739		86	102		6,341	4,887		44		2,425	
50-99	48	60	67	2,981	3,501	4,047	45	57	16,701	19,146	30,284	43	57	65	5,515	5,221	6,814	29	43	2,104	3,369
100-199	14	21	27	1,670	2,567	3,234	14	21	10,184	12,016	25,149	12	21	27	3,138	4,025	4,450	14	33	1,986	6,060
200 and over	4	2	13	1,004	600	4,640	4	2	5,870	4,750	40,053	4	2	13	1,315	600	8,168				
Hardy																					
Total	1,034	1,207	1,037	65,664	79,901	96,495	981	1,171	442,180	503,510	746,270	946	1,119	1,027	887,989	141,926	135,453	777	774	850,624	71,690
None							6	7	1,050	938	70	49	8	1	146,556	2,795	2,000	48	1	143,451	2,000
Under 25	222	219	429	3,593	3,292	12,041	184	195	21,450	20,211	90,607	173	184	421	147,923	8,391	22,217	112	261	145,045	10,663
25-49	331	395		11,113	13,414		318	387	63,502	71,858		276	368		218,780	23,374		220		211,154	
50-99	281	364	345	17,843	23,864	22,331	276	357	117,840	132,877	167,068	260	340	342	170,096	37,242	31,211	225	279	160,531	16,860
100-199	161	174	197	19,874	21,144	24,218	159	172	146,651	141,508	184,131	151	166	197	140,239	48,009	31,045	134	172	133,029	15,518
200-399	30	44	38	7,051	10,602	9,535	29	42	56,243	70,740	65,660	29	43	38	45,205	16,585	11,795	29	34	41,824	6,119

COUNTY TABLE 1.—CHICKENS ON FARMS 1940, 1935, AND 1930; CHICKEN EGGS PRODUCED AND CHICKENS RAISED 1939, 1934, AND 1929; AND CHICKENS SOLD, 1939 AND 1929; CLASSIFIED BY NUMBER ON HAND—Continued

(Chickens on hand over 4 months old Apr. 1, 1940 and over 3 months old Jan. 1, 1935 and Apr. 1, 1930)

STATE OR COUNTY AND NUMBER OF CHICKENS ON HAND	CHICKENS ON HAND						CHICKEN EGGS PRODUCED					CHICKENS RAISED						CHICKENS SOLD			
	Farms reporting			Number			Farms reporting		Dozens			Farms reporting			Number			Farms reporting		Number	
	1940 (Apr.1)	1935 (Jan.1)	1930 (Apr.1)	1940 (Apr. 1)	1935 (Jan. 1)	1930 (Apr. 1)	1939	1934	1939	1934	1929	1939	1934	1929	1939	1934	1929	1939	1929	1939	1929
WEST VIRGINIA—Continued																					
Hardy—Continued																					
400-799	5	9	(1)	2,450	4,985	(1)	5	9	4,824	39,730	(1)	4	9	(1)	10,300	6,930	(1)	5	(1)	8,640	(1)
800 and over	4	2	(1)	3,740	2,800	(1)	4	2	30,600	25,650	(1)	4	1	(1)	8,890	600	(1)	4	(1)	6,950	(1)
400-699	4	6	17	1,750	2,800	8,470	4	6	3,600	23,910	60,534	3	6	17	7,000	2,800	13,310	4	16	5,900	7,630
700 and over	5	5	11	4,440	4,985	19,900	5	5	31,824	41,470	180,200	5	4	11	12,190	4,730	23,875	5	11	9,690	12,900
Harrison																					
Total	2,302	2,407	1,894	86,660	96,949	90,702	2,228	2,308	665,889	529,964	755,854	2,065	2,169	1,834	165,052	140,456	161,950	1,075	1,302	65,446	73,119
None	———	———	———	———	———	———	37	12	7,649	1,492	3,335	45	11	13	10,792	585	1,283	34	13	8,658	718
Under 25	939	763	1,276	13,891	11,713	35,085	866	689	112,924	60,864	301,322	766	605	1,216	29,677	19,245	70,329	274	777	8,275	28,479
25-49	859	1,030		27,919	33,903		832	1,007	210,496	183,454		783	962		48,227	53,802		421		14,992	
50-99	375	458	454	23,015	28,419	28,460	366	446	168,168	153,383	243,126	346	442	442	37,217	40,230	51,126	240	362	12,968	25,182
100-199	102	133	129	12,625	15,884	15,947	100	132	92,764	95,116	116,691	98	127	128	23,224	19,962	23,627	82	117	11,438	12,140
200-399	20	19	28	4,860	4,480	7,160	20	19	43,819	27,155	53,950	20	19	28	9,315	5,432	10,865	19	27	5,115	5,150
400 and over	7	4	7	4,350	2,550	4,050	7	3	30,069	8,500	37,430	7	3	7	6,600	1,200	4,720	5	6	4,000	1,450
Jackson																					
Total	2,281	2,503	2,302	150,186	178,935	196,577	2,168	2,398	1,040,141	1,182,845	1,694,728	1,954	2,130	2,196	161,843	183,645	222,151	1,332	1,866	71,646	120,695
None	———	———	———	———	———	———	14	2	4,753	318	4,251	14	7	7	1,556	455	312	19	11	1,409	875
Under 25	378	276	637	6,096	4,483	18,583	332	229	36,260	22,529	157,428	275	180	564	8,910	6,810	26,784	139	382	3,756	13,156
25-49	617	660		21,103	23,029		575	634	129,195	135,552		521	546		26,103	22,570		296		11,029	
50-99	809	964	889	52,490	61,936	59,738	778	939	347,228	377,490	504,336	705	849	863	53,156	57,303	65,429	519	772	22,736	34,992
100-199	392	503	649	48,349	59,280	79,752	385	495	358,944	425,625	715,972	358	453	636	48,679	53,341	89,820	291	580	21,417	49,914
200-399	75	84	116	17,498	20,132	28,259	74	83	123,151	145,271	230,813	71	81	115	18,578	28,466	32,131	60	110	9,044	17,133
400 and over	10	16	11	4,650	10,075	10,245	10	16	40,610	76,060	81,928	10	14	11	4,860	14,700	7,675	8	11	2,255	4,625
Jefferson																					
Total	762	899	765	51,862	73,181	71,431	741	898	325,446	338,075	477,449	734	885	733	96,548	115,604	101,116	438	514	29,819	38,488
None	———	———	———	———	———	———	1	1	1,460	500	1,312	2	———	———	3,225	———	———	2	———	1,715	———
Under 25	119	86	190	1,702	1,288	5,290	108	86	11,362	7,402	38,662	107	82	171	5,897	3,802	11,656	39	93	1,749	4,030
25-49	189	189		6,280	6,197		182	187	34,248	27,474		180	184		14,885	12,802		88		2,899	
50-99	274	316	259	17,733	20,105	16,756	271	316	115,884	87,601	108,877	268	312	251	34,158	34,477	27,085	168	164	9,214	8,836
100-199	157	253	248	19,473	31,397	31,280	156	253	121,865	136,555	203,465	155	252	245	30,408	47,319	39,965	123	196	11,070	14,909
200-399	19	50	59	4,459	11,680	15,905	19	50	26,564	60,013	90,303	18	50	57	6,500	14,054	15,615	15	52	2,642	7,048
400 and over	4	5	9	2,215	2,514	4,200	4	5	14,063	18,530	34,830	4	5	9	1,475	3,150	6,795	3	9	530	3,665
Kanawha																					
Total	2,539	3,950	2,441	93,032	155,793	115,358	2,309	3,592	656,086	624,812	841,752	2,168	2,919	2,412	137,056	172,409	181,691	743	1,191	40,182	67,164
None	———	———	———	———	———	———	44	3	7,240	1,298	1,965	64	8	9	3,313	271	1,028	24	10	1,428	962
Under 25	1,113	1,355	1,636	16,394	20,376	43,133	918	1,124	115,820	66,117	339,616	856	736	1,604	30,716	22,027	81,573	214	644	7,299	22,653
25-49	894	1,541		29,140	49,913		835	1,443	203,590	180,805		765	1,220		42,350	54,932		260		10,779	
50-99	398	836	605	24,125	50,696	37,967	385	815	157,584	208,294	251,516	360	752	602	28,961	56,178	51,155	169	392	7,906	18,370
100-199	98	173	159	11,404	20,038	18,866	92	165	69,510	82,658	131,007	89	160	156	12,751	18,915	21,799	49	113	4,929	8,838

200-399	32	34	24	7,719	8,220	5,745	31	31	59,192	33,468	42,385	30	32	24	11,465	9,201	7,725	24	20	4,816	3,948
400 and over	4	11	(1)	4,250	6,550	(1)	4	11	43,150	52,172	(1)	4	11	(1)	7,500	10,885	(1)	3	(1)	3,025	(1)
400-699	———	9	12	———	4,050	5,739	———	9	———	31,955	43,247	———	9	12	———	5,285	6,800	———	8	———	3,650
700 and over	4	2	5	4,250	2,500	3,908	4	2	43,150	20,217	32,018	4	2	5	7,500	5,600	11,611	3	4	3,025	8,745
Lewis																					
Total	1,589	1,701	1,567	56,698	73,665	68,488	1,532	1,627	418,396	409,349	557,245	1,462	1,548	1,567	93,999	107,341	117,949	891	1,119	38,778	52,858
None	———	———	———	———	———	———	10	4	1,780	190	1,475	11	6	8	1,495	196	405	10	6	1,414	256
Under 25	609	406	1,147	9,315	6,550	51,402	558	350	64,415	30,144	251,088	514	314	1,139	19,808	11,644	62,169	253	754	6,605	25,561
25-49	672	808		22,018	27,071		663	789	153,521	142,808		641	784		35,543	42,742		418		13,891	
50-99	239	387	318	14,577	24,210	19,469	235	385	108,566	129,898	156,112	229	372	318	20,802	52,910	30,811	173	267	8,260	14,513
100-199	57	77	73	6,980	8,929	8,657	54	77	62,901	55,547	66,886	55	70	73	10,401	12,759	13,117	46	65	5,972	6,446
200-399	7	17	22	1,538	4,075	5,470	7	16	11,219	27,178	45,189	7	15	22	1,875	4,640	6,722	7	20	595	3,164
400 and over	5	6	7	2,270	2,830	3,490	5	6	16,214	23,586	36,495	5	5	7	4,075	2,450	4,725	4	7	2,041	5,096
Lincoln																					
Total	2,484	2,518	2,132	78,648	99,982	87,836	2,350	2,372	359,693	327,563	597,413	2,217	2,019	2,081	111,425	105,506	129,047	982	841	27,749	37,599
None	———	———	———	———	———	———	29	5	2,060	135	1,019	46	6	9	1,507	218	685	42	10	1,054	558
Under 25	1,094	683	1,496	16,315	10,528	39,064	966	565	67,235	29,273	278,285	885	441	1,450	31,672	14,766	67,401	329	540	6,506	19,207
25-49	974	1,094		32,241	36,605		944	1,070	140,993	114,772		896	904		43,570	38,759		397		9,347	
50-99	357	638	534	21,513	36,580	32,928	353	633	98,393	130,050	201,049	333	575	522	22,724	37,335	42,417	176	229	5,882	11,048
100-199	50	88	86	5,684	9,809	10,329	49	86	29,562	37,753	72,204	48	81	85	7,402	8,254	12,185	31	51	2,865	5,884
200 and over	9	13	16	2,895	4,460	5,515	9	13	21,450	15,580	44,856	9	12	15	4,550	6,194	6,361	7	11	2,095	2,902
Logan																					
Total	841	1,157	701	27,348	39,925	21,205	821	1,048	154,022	123,207	109,592	788	812	718	45,977	46,546	46,214	193	282	9,831	16,021
None	———	———	———	———	———	———	7	2	249	760	200	8	3	22	287	490	870	3	1	122	15
Under 25	348	414	593	5,137	6,193	12,993	331	368	32,107	16,598	60,906	305	250	588	11,227	9,365	31,187	52	228	1,878	11,130
25-49	341	489		10,823	16,156		333	446	59,185	49,880		326	365		17,796	19,821		79		2,894	
50-99	128	214	92	7,514	12,401	5,272	126	195	38,598	37,509	29,671	125	161	92	12,219	12,385	9,772	44	45	3,002	2,841
100-199	16	37	14	1,794	4,375	1,640	16	34	9,695	12,560	8,535	16	30	14	2,400	3,410	3,285	8	6	685	1,435
200 and over	8	3	2	2,080	800	1,300	8	3	14,190	5,900	10,280	8	3	2	2,048	1,075	1,100	7	2	1,250	600
McDowell																					
Total	1,715	1,791	1,246	47,477	48,750	34,968	1,571	1,706	226,525	164,795	216,407	1,461	1,673	1,203	76,615	85,549	68,021	258	478	11,859	21,002
None	———	———	———	———	———	———	40	3	2,923	375	675	50	2	11	2,347	104	749	20	9	715	779
Under 25	904	1,087	1,092	12,160	16,012	23,149	768	996	63,501	57,390	140,364	685	985	1,043	24,417	33,446	49,327	100	385	3,829	13,765
25-49	561	478		17,650	15,305		526	465	83,228	56,746		506	449		26,302	26,478		83		2,572	
50-99	205	198	128	11,696	11,584	7,934	197	195	49,688	31,693	48,717	196	190	124	15,396	16,436	12,767	42	69	1,978	4,862
100-199	38	42	21	4,421	4,424	2,335	35	41	16,345	14,653	15,946	37	41	20	5,128	6,185	2,943	8	12	1,315	1,083
200 and over	7	6	5	1,550	1,425	1,550	7	6	10,640	3,940	10,705	7	6	5	3,025	2,900	2,235	5	3	1,430	515
Marion																					
Total	2,013	2,468	1,618	61,335	85,379	70,874	1,916	2,332	475,018	422,646	552,216	1,874	2,241	1,598	108,882	121,177	120,220	774	911	31,807	47,476
None	———	———	———	———	———	———	16	6	2,504	440	2,010	20	14	17	1,311	410	1,253	16	9	881	708
Under 25	1,022	955	1,186	15,087	14,723	31,261	944	849	106,637	63,408	224,380	902	791	1,156	30,852	23,905	55,130	259	582	6,364	17,322
25-49	692	1,029		22,041	33,063		661	1,003	165,318	155,179		658	971		37,612	47,592		292		10,388	
50-99	225	388	314	13,344	23,314	19,096	221	380	103,236	119,152	147,924	220	373	308	21,044	30,355	28,062	145	221	6,678	10,481
100-199	59	75	92	7,070	8,590	11,092	59	74	58,835	48,984	88,799	59	73	92	11,738	9,862	16,265	49	76	4,375	7,935
200 and over	15	21	26	3,793	5,689	9,425	15	20	38,490	35,483	89,103	15	19	25	6,325	9,055	19,510	13	23	3,121	11,030
Marshall																					
Total	1,533	1,734	1,491	76,172	103,273	92,870	1,507	1,597	494,044	491,622	676,000	1,451	1,581	1,465	127,662	130,639	135,790	951	1,125	56,030	67,484
None	———	———	———	———	———	———	15	4	3,318	275	250	25	17	5	2,896	1,049	310	20	6	2,193	195
Under 25	384	277	672	5,886	4,215	19,313	361	210	40,316	16,847	143,911	334	202	652	13,912	6,194	34,255	136	417	5,402	15,491
25-49	550	570		18,857	19,414		536	529	113,391	74,678		511	513		33,306	25,971		338		12,842	
50-99	433	582	558	27,381	36,867	36,213	429	560	176,058	172,578	260,818	417	556	549	43,198	46,026	53,063	315	471	17,979	27,656
100-199	139	264	223	16,540	31,592	27,529	139	253	115,123	163,381	192,582	138	254	222	23,313	36,936	33,630	120	196	10,737	16,865
200-399	23	37	35	5,550	8,385	8,315	23	37	35,777	44,413	85,289	22	35	34	5,637	10,013	11,732	18	32	2,627	5,872
400 and over	4	4	3	1,958	2,800	1,500	4	4	10,061	19,450	13,150	4	4	3	5,400	4,450	2,800	4	3	4,250	1,425

[1] Comparison with later censuses may be found in groups below beginning with 400-699.

COUNTY TABLE 1.—CHICKENS ON FARMS 1940, 1935, AND 1930; CHICKEN EGGS PRODUCED AND CHICKENS RAISED 1939, 1934, AND 1929; AND CHICKENS SOLD, 1939 AND 1929; CLASSIFIED BY NUMBER ON HAND—Continued

(Chickens on hand over 4 months old Apr. 1, 1940 and over 3 months old Jan. 1, 1935 and Apr. 1, 1930)

STATE OR COUNTY AND NUMBER OF CHICKENS ON HAND	CHICKENS ON HAND						CHICKEN EGGS PRODUCED					CHICKENS RAISED						CHICKENS SOLD			
	Farms reporting			Number			Farms reporting		Dozens			Farms reporting			Number			Farms reporting		Number	
	1940 (Apr.1)	1935 (Jan.1)	1930 (Apr.1)	1940 (Apr. 1)	1935 (Jan. 1)	1930 (Apr. 1)	1939	1934	1939	1934	1929	1939	1934	1929	1939	1934	1929	1939	1929	1939	1929
WEST VIRGINIA—Continued																					
Mason																					
Total	1,996	2,182	2,087	109,011	127,619	129,838	1,911	2,124	721,639	718,497	887,219	1,694	1,993	1,955	141,461	141,108	164,569	941	1,396	54,101	71,364
None	----	----	----	----	----	----	17	10	4,230	2,870	456	28	12	4	3,408	686	330	23	2	2,461	225
Under 25	496	375	951	7,561	6,362	27,176	444	336	50,474	43,567	177,384	355	309	858	14,831	10,635	46,275	133	540	5,256	18,885
25-49	652	728		22,148	24,735		618	716	139,158	133,789		540	664		30,574	32,414		257		10,755	
50-99	541	710	742	34,458	44,946	48,111	528	697	220,024	258,114	313,576	485	666	710	43,365	50,815	57,886	317	533	16,106	25,464
100-199	258	318	340	31,232	36,848	40,311	256	314	221,497	208,646	281,095	238	293	330	34,065	34,631	42,056	177	275	14,677	19,047
200-399	43	45	48	9,812	10,296	10,790	42	45	59,806	54,066	84,261	42	43	48	9,218	8,122	11,697	31	42	2,746	4,713
400 and over	6	6	6	3,800	4,432	3,450	6	6	26,450	17,445	30,447	6	6	5	6,000	3,805	6,325	3	4	2,100	3,030
Mercer																					
Total	2,640	2,779	2,081	78,586	87,490	69,078	2,496	2,587	488,520	324,088	531,573	2,404	2,202	2,055	132,933	111,061	116,700	932	1,117	40,438	44,107
None	----	----	----	----	----	----	23	4	3,790	220	890	33	7	5	2,182	360	200	27	3	1,747	98
Under 25	1,258	1,190	1,706	18,986	18,023	42,643	1,132	1,068	117,924	59,707	337,848	1,076	759	1,679	38,405	23,531	79,257	291	861	8,815	28,305
25-49	999	1,141		32,069	36,455		970	1,078	200,664	136,340		937	1,016		53,667	48,496		393		15,320	
50-99	328	381	329	19,811	23,182	19,367	318	374	120,921	91,463	137,205	309	362	326	28,787	29,769	29,902	188	223	10,066	12,840
100-199	48	49	34	5,788	5,440	4,176	46	45	35,011	22,965	33,107	43	43	33	7,742	5,700	4,260	28	23	3,435	1,525
200 and over	7	18	12	1,932	4,390	2,892	7	18	10,210	13,393	22,523	6	15	12	2,150	3,205	3,081	5	7	1,055	1,339
Mineral																					
Total	870	889	692	38,661	43,476	36,576	824	850	325,429	236,122	249,270	777	817	684	64,660	59,917	62,784	531	507	35,235	32,605
None	----	----	----	----	----	----	14	4	5,031	530	430	18	6	3	2,084	360	370	15	3	1,576	340
Under 25	296	216	421	4,355	3,535	12,112	265	189	34,354	15,507	82,998	223	174	412	7,189	5,452	22,490	98	260	2,980	10,414
25-49	331	357		10,979	12,015		307	343	85,749	60,805		303	329		20,078	16,435		212		10,064	
50-99	166	228	192	10,222	13,939	11,961	162	227	79,035	68,904	76,540	158	223	191	16,211	19,664	18,815	137	169	9,378	10,313
100-199	55	68	62	6,666	8,222	7,414	55	67	58,014	51,497	48,127	54	65	61	10,078	11,174	10,814	48	58	5,311	6,039
200-399	18	19	15	4,539	4,665	3,889	18	19	46,844	25,879	28,975	17	19	15	6,835	5,832	8,195	18	15	4,450	4,499
400 and over	4	1	2	1,900	1,100	1,200	3	1	16,402	13,000	12,200	4	1	2	2,185	1,000	2,100	3	2	1,476	1,000
Mingo																					
Total	1,605	1,018	544	43,603	29,791	17,728	1,511	905	199,660	76,480	113,049	1,455	895	550	81,601	57,288	33,845	220	211	14,234	10,335
None	----	----	----	----	----	----	6	----	514	----	2,225	11	1	12	327	9	750	6	7	169	380
Under 25	872	446	446	12,846	6,687	9,505	802	365	52,903	15,500	47,768	758	352	442	27,635	16,626	20,900	109	145	3,292	5,727
25-49	561	408		17,761	12,704		533	387	81,598	32,733		522	383		33,424	24,423		69		7,213	
50-99	137	149	80	7,901	8,690	4,853	135	139	38,909	23,672	36,900	131	144	78	11,510	13,605	8,177	18	46	1,143	2,893
100-199	29	15	12	3,498	1,710	1,360	29	14	16,646	4,575	10,880	27	15	12	6,355	2,625	2,370	13	9	1,747	865
200 and over	6	----	6	1,597	----	2,010	6	----	9,090	----	15,276	6	----	6	2,350	----	1,648	5	4	670	470
Monongalia																					
Total	1,562	1,931	1,561	64,285	77,887	72,094	1,504	1,821	389,999	445,165	586,946	1,400	1,769	1,557	129,030	117,045	120,442	676	984	61,202	47,799
None	----	----	----	----	----	----	17	1	6,300	300	245	18	3	5	2,038	175	453	17	4	1,794	336
Under 25	683	548	1,045	10,146	8,721	28,320	632	486	63,498	38,503	230,544	562	450	1,038	21,518	14,122	55,673	196	600	5,458	21,017
25-49	597	870		18,886	28,447		582	834	104,975	140,770		552	820		30,754	43,820		274		8,971	
50-99	194	416	403	11,749	24,953	25,053	188	406	70,900	150,007	188,338	186	404	402	18,612	35,645	37,702	123	290	7,488	14,468
100-199	60	79	85	7,404	9,441	10,262	59	76	43,606	58,603	76,746	57	74	84	11,603	12,748	14,579	44	66	4,581	6,043

200-399	19	12	23	4,725	2,955	5,529	17	12	29,200	18,014	59,748	16	12	23	7,255	5,585	7,285	14	19	3,820	3,247
400-799	4	5	(1)	2,025	2,350	(1)	4	5	16,557	21,573	(1)	4	5	(1)	5,750	4,000	(1)	3	(1)	4,790	(1)
800 and over	5	1	(1)	9,350	1,020	(1)	5	1	54,963	17,395	(1)	5	1	(1)	31,500	950	(1)	5	(1)	24,300	(1)
400-699	3	5	3	1,325	2,350	1,300	3	5	9,257	21,573	11,380	3	5	3	5,050	4,000	1,550	2	3	4,315	888
700 and over	6	1	2	10,050	1,020	1,630	6	1	62,263	17,395	19,945	6	1	2	32,200	950	3,200	6	2	24,775	1,800
Monroe																					
Total	1,713	1,874	1,733	92,334	108,823	98,168	1,664	1,849	630,131	735,634	841,312	1,586	1,793	1,713	117,004	140,218	120,558	1,216	1,287	53,068	61,075
None	----	----	----	----	----	----	9	2	1,740	300	----	12	2	2	535	84	80	10	1	387	75
Under 25	295	286	806	4,714	4,714	23,489	268	274	30,070	28,556	196,518	231	243	790	7,654	7,245	36,425	129	505	3,035	16,640
25-49	608	608		20,720	20,674		586	599	133,585	140,149		556	580		29,374	29,923		402		12,716	
50-99	588	680	682	37,338	43,259	43,478	580	675	257,001	305,819	380,756	573	671	676	46,644	56,091	52,508	483	564	21,198	27,128
100-199	199	273	228	23,135	32,536	26,605	198	272	160,630	209,785	227,270	192	271	228	26,322	37,070	27,785	174	201	13,122	14,834
200 and over	23	27	17	6,427	7,640	4,596	23	27	47,105	51,025	36,768	22	26	17	6,475	9,805	3,760	18	16	2,610	2,398
Morgan																					
Total	659	633	615	35,972	32,536	33,791	628	584	258,481	184,845	244,312	592	500	613	60,015	37,885	53,321	317	435	22,765	27,327
None	----	----	----	----	----	----	5	2	656	250	625	5	2	2	870	105	208	3	3	830	146
Under 25	165	131	328	2,424	1,998	9,088	147	107	13,930	6,326	65,251	123	80	326	4,925	2,515	15,798	39	189	1,092	6,254
25-49	216	231		7,156	7,649		203	215	41,628	34,304		197	181		10,853	8,783		105		3,009	
50-99	181	194	203	11,340	11,937	12,841	177	184	81,819	69,298	91,510	172	168	201	17,898	13,899	18,930	106	164	6,985	9,942
100-199	73	61	73	8,827	7,012	8,542	73	61	74,659	43,477	61,120	73	56	73	14,561	8,328	11,050	48	68	5,929	6,080
200 and over	24	16	11	6,225	3,940	3,320	23	15	45,789	31,190	25,806	22	13	11	10,908	4,255	7,335	16	11	4,920	4,905
Nicholas																					
Total	1,979	2,011	1,653	67,514	71,936	58,940	1,884	1,877	529,381	363,830	481,339	1,840	1,773	1,633	114,777	109,772	89,002	1,182	1,032	48,639	39,499
None	----	----	----	----	----	----	11	3	1,270	220	640	15	9	4	608	734	295	13	5	399	304
Under 25	791	598	1,281	11,800	9,567	33,068	706	501	96,735	44,598	268,414	668	471	1,260	25,407	16,591	54,566	326	720	9,180	22,057
25-49	782	936		25,951	31,110		765	903	201,726	153,667		762	849		43,471	49,528		508		17,662	
50-99	343	432	327	21,140	25,909	20,122	339	425	161,394	129,529	169,204	333	402	325	32,281	35,374	27,820	281	268	15,223	14,089
100-199	54	43	40	6,358	4,850	4,565	54	43	49,736	32,596	36,536	53	40	39	9,560	6,645	4,665	46	34	4,410	2,172
200 and over	9	2	5	2,265	500	1,185	9	2	18,520	3,220	6,545	9	2	5	3,450	900	1,656	8	5	1,765	897
Ohio																					
Total	383	536	468	25,929	37,253	37,807	363	495	193,888	173,096	286,956	330	432	472	43,900	58,138	73,295	174	313	29,257	40,941
None	----	----	----	----	----	----	6	1	1,500	150	1,825	8	1	7	661	200	719	4	6	415	930
Under 25	102	117	217	1,602	1,657	5,679	88	95	10,307	4,906	46,845	77	65	215	3,540	2,316	14,261	22	110	1,280	7,465
25-49	137	164		4,443	5,290		131	153	33,838	17,573		114	131		8,074	6,586		53		3,069	
50-99	71	160	147	4,265	9,970	9,209	67	153	25,477	34,213	59,751	63	148	147	6,758	14,346	16,815	38	106	2,489	7,490
100-199	44	67	64	5,514	7,911	7,729	43	65	40,708	31,501	60,414	40	62	63	9,522	9,289	15,340	32	57	4,251	9,043
200-399	20	18	23	4,570	4,357	5,750	19	18	33,115	27,432	43,529	19	16	23	7,090	7,730	9,990	18	19	12,723	5,453
400 and over	9	10	17	5,535	8,068	9,440	9	10	48,943	57,321	74,592	9	9	17	8,255	17,671	16,170	7	15	5,030	10,560
Pendleton																					
Total	1,382	1,294	1,199	74,859	75,938	62,438	1,293	1,287	506,684	420,915	471,899	1,207	1,208	1,180	251,989	123,397	110,978	1,021	1,083	213,048	83,927
None	----	----	----	----	----	----	3	----	276	----	70	6	1	2	9,210	25	90	5	2	9,195	55
Under 25	279	236	681	4,415	3,908	19,674	254	230	24,742	19,388	152,355	194	185	664	18,884	5,908	39,615	131	579	15,815	28,825
25-49	501	478		17,248	16,308		492	477	116,826	96,638		469	447		48,207	27,978		380		39,526	
50-99	364	400	383	23,445	25,637	24,556	358	400	165,010	165,133	191,036	356	395	380	72,433	44,559	43.052	330	370	62,963	33,260
100-199	155	146	122	19,079	17,830	14,736	153	146	127,138	97,011	105,818	149	146	121	49,811	30,102	23,901	143	119	40,747	18,574
200-399	28	27	12	7,257	6,655	2,972	28	27	54,403	29,480	18,920	28	27	12	28,354	9,060	4,120	27	12	22,747	3,118
400 and over	5	7	1	3,415	5,600	500	5	7	18,289	13,265	3,700	5	7	1	25,090	5,765	200	5	1	22,055	95
Pleasants																					
Total	461	644	535	17,029	27,737	24,510	461	579	113,019	162,585	192,163	409	577	524	28,120	37,762	37,138	200	354	9,624	16,805
None	----	----	----	----	----	----	9	1	1,607	45	984	11	3	3	253	125	110	3	3	82	145
Under 25	189	196	368	2,878	3,114	10,037	182	152	15,603	16,264	83,739	152	154	357	5,421	5,043	17,944	50	220	1,618	7,829
25-49	176	262		5,630	8,527		174	248	35,548	48,462		156	243		9,881	11,943		83		3,383	
50-99	70	144	133	4,236	8,972	8,273	70	136	29,172	52,240	61,223	64	138	131	6,197	12,338	10,934	41	102	2,056	4,586
100-199	19	32	24	2,295	3,889	3,045	19	32	16,477	23,194	21,532	19	30	24	3,393	4,243	4,250	16	22	1,375	1,970
200 and over	7	10	10	1,990	3,235	3,155	7	10	14,612	22,380	24,685	7	9	9	2,975	4,070	3,900	7	7	1,110	2,275

[1] Comparison with later censuses may be found in groups below beginning with 400-699.

COUNTY TABLE 1.—CHICKENS ON FARMS 1940, 1935, AND 1930; CHICKEN EGGS PRODUCED AND CHICKENS RAISED 1939, 1934, AND 1929; AND CHICKENS SOLD, 1939 AND 1929; CLASSIFIED BY NUMBER ON HAND—Continued

(Chickens on hand over 4 months old Apr. 1, 1940 and over 3 months old Jan. 1, 1935 and Apr. 1, 1930)

STATE OR COUNTY AND NUMBER OF CHICKENS ON HAND	CHICKENS ON HAND						CHICKEN EGGS PRODUCED					CHICKENS RAISED						CHICKENS SOLD			
	Farms reporting			Number			Farms reporting		Dozens			Farms reporting			Number			Farms reporting		Number	
	1940 (Apr.1)	1935 (Jan.1)	1930 (Apr.1)	1940 (Apr. 1)	1935 (Jan. 1)	1930 (Apr. 1)	1939	1934	1939	1934	1929	1939	1934	1929	1939	1934	1929	1939	1929	1939	1929
WEST VIRGINIA—Continued																					
Pocahontas																					
Total	1,262	1,330	1,130	39,039	44,598	42,727	1,226	1,284	302,919	226,880	311,656	1,128	1,203	1,116	61,895	69,079	76,565	730	783	29,704	36,489
None	———	———	———	———	———	———	6	———	690	———	———	3	———	1	110	———	27	5	1	172	27
Under 25	570	501	918	8,884	7,990	22,721	538	475	68,521	35,717	169,373	464	432	906	14,845	14,467	43,125	237	609	5,993	20,166
25-49	506	597		16,593	19,164		498	581	131,069	96,462		481	547		25,731	29,143		330		11,996	
50-99	153	189	165	9,320	11,482	9,854	151	185	68,712	61,838	64,138	147	182	163	14,174	17,559	17,041	126	134	7,351	8,961
100-199	30	37	25	3,587	4,562	2,937	30	37	27,580	24,282	18,700	30	36	24	6,425	6,185	4,886	29	21	3,912	2,270
200 and over	3	6	22	655	1,400	7,215	3	6	6,347	8,581	59,445	3	6	22	610	1,725	11,486	3	18	280	5,065
Preston																					
Total	2,290	2,738	2,037	102,394	130,010	106,926	2,190	2,618	834,643	703,911	862,792	1,985	2,503	2,002	145,722	149,401	146,410	1,253	1,537	76,977	74,687
None	———	———	———	———	———	———	25	5	20,867	310	300	30	6	3	1,564	1,118	384	22	3	10,902	264
Under 25	806	730	1,137	11,943	11,432	32,288	719	644	94,513	48,470	265,248	606	596	1,101	19,266	16,166	50,389	257	745	6,988	23,755
25-49	777	988		25,959	32,747		749	965	195,956	150,826		694	913		36,638	39,104		420		14,661	
50-99	496	746	662	30,967	46,950	43,084	491	730	245,641	249,729	351,546	455	718	660	41,131	51,391	54,595	370	570	19,852	29,142
100-199	165	227	215	20,445	27,280	26,139	162	227	159,143	166,576	208,449	155	224	215	24,450	25,925	32,152	142	200	12,088	18,401
200-399	40	44	23	10,195	10,151	5,415	38	44	90,237	75,910	42,249	39	43	23	18,353	13,697	8,890	37	19	10,546	3,125
400 and over	6	3	———	2,885	1,450	———	6	3	28,286	12,090	———	6	3	———	4,320	2,000	———	5	———	1,940	———
Putnam																					
Total	1,630	1,958	1,674	80,976	97,041	92,563	1,482	1,930	476,759	560,355	677,338	1,314	1,764	1,609	92,006	104,348	105,154	702	918	37,060	38,899
None	———	———	———	———	———	———	6	4	545	965	1,025	4	2	5	465	50	210	5	5	347	200
Under 25	360	351	867	5,561	5,323	24,352	271	329	28,757	26,112	176,555	239	266	811	7,560	8,403	33,647	84	358	2,363	10,237
25-49	626	730		21,296	24,824		589	723	120,279	133,194		487	656		23,473	27,801		239		7,191	
50-99	476	687	604	30,033	42,943	38,800	452	685	164,712	252,544	271,392	426	653	593	28,911	42,920	43,167	256	395	9,622	15,154
100-199	144	179	190	17,461	20,681	22,075	141	178	108,162	123,115	156,100	137	176	187	16,960	20,874	20,080	104	148	7,228	8,241
200-399	21	8	12	5,215	1,770	2,736	20	8	45,583	16,925	19,641	18	8	12	13,587	1,950	3,250	14	12	10,309	5,067
400 and over	3	3	1	1,410	1,500	4,600	3	3	8,721	7,500	52,625	3	3	1	1,050	2,350	4,800				
Raleigh																					
Total	2,214	2,232	1,500	72,052	79,535	56,978	2,037	2,084	400,119	381,175	402,527	1,932	2,014	1,461	131,725	107,287	103,614	680	746	49,269	41,155
None	———	———	———	———	———	———	26	11	3,971	672	925	53	12	5	2,525	720	268	19	3	886	145
Under 25	1,066	808	1,163	15,606	11,713	29,714	930	682	87,014	52,073	219,515	866	637	1,123	38,462	20,024	57,769	209	498	13,343	19,432
25-49	771	946		25,340	30,327		721	920	135,662	147,757		673	905		45,217	44,068		269		16,223	
50-99	289	376	269	17,470	22,947	16,170	278	373	103,128	115,215	111,422	263	366	266	24,701	27,721	28,850	136	194	8,156	13,286
100-199	72	87	53	8,666	10,348	6,404	67	83	44,039	50,652	40,035	62	81	53	15,991	11,988	10,822	37	40	8,825	5,547
200-399	10	11	11	2,270	2,300	2,545	9	11	12,585	11,511	15,130	9	9	10	2,000	1,800	3,375	6	9	945	2,170
400 and over	6	4	4	2,700	1,900	2,145	6	4	13,720	3,295	15,500	6	4	4	2,829	966	2,550	4	2	891	575
Randolph																					
Total	1,766	1,804	1,579	57,343	63,732	55,831	1,693	1,733	447,932	305,300	421,994	1,578	1,641	1,567	80,768	85,497	91,653	806	971	29,142	39,755
None	———	———	———	———	———	———	23	5	4,551	448	4,575	20	6	7	962	354	730	20	6	709	360
Under 25	805	653	1,290	12,611	10,553	31,928	741	600	98,738	46,492	244,268	653	534	1,271	19,637	15,440	55,884	254	731	6,727	23,178
25-49	694	792		22,580	25,623		670	772	177,764	116,961		646	751		31,393	35,887		358		10,644	
50-99	215	300	241	12,735	18,318	15,276	210	297	99,188	92,876	106,852	210	292	241	16,531	22,843	23,534	139	191	5,516	10,511

100-199	38	49	37	4,672	5,818	4,477	36	49	36,657	29,854	30,018	36	49	37	5,305	7,698	6,354	24	32	2,674	2,861
200-399	10	6	5	2,545	1,400	1,170	9	6	16,363	7,654	10,509	10	6	5	5,020	1,325	1,220	8	5	2,500	765
400 and over	4	4	6	2,200	2,020	2,980	4	4	14,671	11,015	25,772	3	3	6	1,920	1,950	3,931	3	6	372	2,080
Ritchie																					
Total	1,524	1,877	1,514	48,721	71,804	77,448	1,495	1,819	386,727	385,643	600,210	1,448	1,578	1,483	82,784	82,640	96,161	615	1,004	33,962	39,799
None	—	—	—	—	—	—	64	6	10,295	440	365	60	3	2	4,050	120	52	27	3	2,513	95
Under 25	670	537	995	9,760	8,514	28,380	602	490	77,134	37,293	216,783	581	361	966	18,004	10,319	47,241	178	600	6,125	18,584
25-49	600	862		19,653	28,690		582	849	140,546	151,514		560	775		30,644	34,836		243		10,247	
50-99	216	417	455	13,323	25,509	28,559	211	413	100,282	138,868	209,275	210	384	453	20,073	26,480	36,915	137	350	9,454	15,427
100-199	31	55	54	3,720	6,361	6,719	29	55	29,884	36,958	52,328	30	49	52	5,488	5,605	7,048	24	42	3,423	3,344
200-and over	7	6	10	2,265	2,730	13,790	7	6	28,586	20,570	121,459	7	6	10	4,525	5,280	4,905	6	9	2,220	2,349
Roane																					
Total	2,089	2,585	2,225	94,842	118,369	115,406	1,990	2,487	671,508	696,570	879,954	1,780	2,322	2,206	113,153	124,701	145,724	837	1,438	46,505	58,513
None	—	—	—	—	—	—	31	4	7,938	257	1,650	36	6	4	2,044	155	245	31	4	1,794	249
Under 25	570	529	1,269	9,053	8,373	36,534	502	464	69,360	45,988	283,982	427	389	1,248	13,027	11,144	56,540	142	704	4,696	20,079
25-49	807	1,079		27,151	37,463		763	1,049	186,510	206,454		673	990		27,955	40,216		288		8,219	
50-99	552	802	751	33,797	50,243	47,688	539	795	230,435	299,176	356,368	496	768	749	36,006	50,535	55,396	283	558	13,327	21,531
100-199	132	163	167	15,716	19,240	20,072	127	163	104,515	123,150	156,758	121	158	167	17,647	18,682	21,886	71	142	7,329	10,367
200-399	21	11	32	5,075	2,500	7,923	21	11	35,762	18,545	56,872	20	10	32	9,964	3,469	9,282	17	26	6,940	5,387
400 and over	7	1	6	4,050	550	3,189	7	1	36,988	3,000	24,324	7	1	6	6,510	500	2,375	5	4	4,200	900
Summers																					
Total	1,943	1,920	1,774	77,685	80,223	81,420	1,780	1,803	524,044	389,416	590,220	1,697	1,675	1,628	110,290	93,517	113,082	1,148	1,081	53,506	51,789
None	—	—	—	—	—	—	5	6	127	701	2,795	7	6	12	355	180	1,561	9	9	378	1,451
Under 25	683	517	1,149	10,106	7,819	31,110	582	427	55,121	31,748	223,882	510	384	1,014	16,576	10,795	50,511	258	599	6,861	22,105
25-49	749	785		24,789	26,190		700	762	153,107	114,394		692	724		35,684	31,105		467		15,119	
50-99	400	499	489	25,124	30,914	30,444	385	491	184,142	157,619	212,443	381	469	469	34,604	36,016	39,808	317	360	17,917	19,069
100-199	86	109	120	10,106	12,750	14,175	83	107	70,695	66,871	106,575	83	102	118	12,676	11,381	16,342	75	100	6,589	7,541
200-399	21	9	12	4,860	2,050	2,700	21	9	31,452	12,083	18,760	20	9	11	7,295	3,340	2,610	17	10	4,892	1,335
400 and over	4	1	4	2,700	500	2,991	4	1	29,400	6,000	25,765	4	1	4	3,100	700	2,250	4	3	1,750	290
Taylor																					
Total	913	1,084	877	28,941	41,711	34,943	874	1,024	136,269	186,551	261,580	838	982	829	47,695	56,841	57,743	355	574	14,775	24,916
None	—	—	—	—	—	—	5	5	511	255	705	5	6	4	144	417	525	4	3	147	455
Under 25	409	311	629	5,945	4,775	17,222	374	273	27,029	18,033	134,876	345	244	580	11,850	7,230	30,349	95	360	2,883	11,889
25-49	357	497		11,677	16,473		350	474	52,884	71,376		345	465		17,775	22,851		158		4,689	
50-99	125	230	214	7,661	14,317	13,086	123	226	36,195	66,394	90,146	121	222	211	11,886	18,909	20,928	85	179	4,561	9,838
100-199	17	39	30	1,958	4,346	3,335	17	39	10,968	20,205	25,453	17	39	30	2,965	4,664	4,341	10	28	1,145	1,774
200 and over	5	7	4	1,700	1,800	1,300	5	7	8,682	12,288	10,400	5	6	4	3,075	2,770	1,600	3	4	1,350	960
Tucker																					
Total	670	750	632	24,246	29,020	23,474	649	710	179,107	122,270	170,686	606	666	578	35,342	33,881	31,953	422	452	17,151	17,106
None	—	—	—	—	—	—	9	1	1,868	300	100	12	3	2	378	157	70	10	3	282	57
Under 25	258	215	501	3,898	3,475	13,176	234	189	27,867	10,750	95,751	208	170	447	5,996	4,797	20,060	108	335	2,592	10,638
25-49	284	347		9,295	11,288		279	333	59,164	39,531		260	318		12,640	15,331		200		7,017	
50-99	95	157	103	5,884	9,380	6,394	95	157	44,738	40,683	45,221	94	146	101	8,587	9,771	7,234	77	89	3,856	4,101
100-199	26	24	25	3,185	2,882	2,924	25	23	28,168	16,535	20,644	26	23	25	4,691	3,655	2,804	21	24	1,865	1,320
200 and over	7	7	3	1,984	1,995	980	7	7	17,282	14,471	8,970	6	6	3	3,050	2,170	1,785	6	3	1,519	990
Tyler																					
Total	1,172	1,293	1,140	47,659	57,718	52,170	1,109	1,244	299,337	424,451	461,483	1,107	1,173	1,136	75,748	72,658	72,881	498	843	22,927	30,741
None	—	—	—	—	—	—	14	4	9,570	670	50	20	6	4	2,650	310	116	16	3	1,797	82
Under 25	404	341	717	6,142	5,164	19,837	354	304	31,622	32,210	182,322	349	289	710	11,138	8,119	32,811	107	485	2,447	13,083
25-49	475	507		15,471	17,027		453	494	78,565	114,879		452	470		24,064	22,249		206		6,505	
50-99	206	351	346	12,801	21,791	21,533	201	349	72,899	174,846	186,335	199	334	345	17,736	23,212	26,410	109	283	4,279	10,811
100-199	71	81	63	8,909	9,668	7,315	71	80	68,772	71,538	60,447	71	81	63	14,078	11,063	8,979	51	59	4,971	4,631
200 and over	16	13	14	4,336	4,068	3,485	16	13	37,909	30,308	32,329	16	13	14	6,082	7,685	4,565	9	13	2,928	2,134

COUNTY TABLE 1.—CHICKENS ON FARMS 1940, 1935, AND 1930; CHICKEN EGGS PRODUCED AND CHICKENS RAISED 1939, 1934, AND 1929; AND CHICKENS SOLD, 1939 AND 1929; CLASSIFIED BY NUMBER ON HAND—Continued

(Chickens on hand over 4 months old Apr. 1, 1940 and over 3 months old Jan. 1, 1935 and Apr. 1, 1930)

STATE OR COUNTY AND NUMBER OF CHICKENS ON HAND	CHICKENS ON HAND						CHICKEN EGGS PRODUCED					CHICKENS RAISED						CHICKENS SOLD			
	Farms reporting			Number			Farms reporting		Dozens			Farms reporting			Number			Farms reporting		Number	
	1940 (Apr.1)	1935 (Jan.1)	1930 (Apr.1)	1940 (Apr. 1)	1935 (Jan. 1)	1930 (Apr. 1)	1939	1934	1939	1934	1929	1939	1934	1929	1939	1934	1929	1939	1929	1939	1929
WEST VIRGINIA—Continued																					
Upshur																					
Total	1,892	2,117	1,758	61,581	78,589	73,710	1,792	1,960	468,987	405,504	607,664	1,612	1,797	1,728	95,040	99,831	118,107	1,060	1,243	44,375	56,855
None	------	------	------	-------	-------	-------	24	8	5,988	605	395	31	8	4	1,508	380	120	30	6	1,479	193
Under 25	914	816	1,366	13,342	12,499	34,810	817	697	93,656	50,029	292,839	711	597	1,335	22,524	19,699	64,775	377	894	8,264	30,017
25-49	670	872		21,817	28,490		646	834	160,202	122,598		592	796		31,442	40,817		416		12,156	
50-99	233	329	293	14,439	20,343	18,692	230	321	109,324	103,131	145,875	210	303	292	22,554	24,020	27,082	171	253	11,756	12,976
100-199	60	77	67	7,293	9,373	8,442	60	77	60,619	53,986	69,548	54	74	65	11,857	8,750	11,100	53	61	8,202	5,895
200 and over	15	23	32	4,690	7,884	11,766	15	23	39,198	75,155	99,007	14	19	32	5,155	6,165	15,030	13	29	2,518	7,774
Wayne																					
Total	2,442	2,959	2,424	89,596	117,173	100,019	2,203	2,712	602,534	570,785	697,381	2,031	2,445	2,199	116,156	137,282	143,022	764	1,432	40,532	63,185
None	------	------	------	-------	-------	-------	9	8	1,183	563	1,810	34	22	14	3,463	1,609	902	32	16	3,308	833
Under 25	1,057	994	1,734	15,078	15,037	44,908	902	803	85,604	54,044	307,960	776	710	1,523	22,142	22,543	69,711	198	891	5,938	27,663
25-49	881	1,187		28,327	38,484		812	1,137	174,971	162,944		763	1,017		32,862	44,574		255		7,408	
50-99	364	609	565	22,345	37,470	34,982	344	599	151,684	198,484	218,842	330	542	542	25,554	39,797	43,487	180	424	7,432	19,289
100-199	103	145	102	12,041	17,081	12,209	100	141	87,517	88,610	95,276	93	133	97	13,764	17,150	18,167	71	85	5,781	9,879
200-399	28	16	17	6,455	4,071	3,880	27	16	52,580	23,235	31,960	26	14	17	10,585	4,459	5,740	21	12	5,935	2,571
400 and over	9	8	6	5,350	5,030	4,040	9	8	48,995	42,905	41,533	9	7	6	7,786	7,150	5,015	7	4	4,730	2,950
Webster																					
Total	1,475	1,382	996	43,644	44,041	30,364	1,315	1,200	263,663	232,458	254,102	1,284	1,199	915	69,142	61,018	47,990	714	499	29,019	19,160
None	------	------	------	-------	-------	-------	15	1	1,160	50	-------	26	1	------	1,424	19	-------	24	------	989	-------
Under 25	859	619	877	12,283	9,389	20,358	712	479	47,067	39,752	176,023	687	492	796	20,668	15,202	32,941	338	413	6,955	12,143
25-49	490	600		15,613	19,315		462	563	71,276	93,285		450	550		21,525	27,812		268		7,130	
50-99	89	134	102	5,473	8,050	6,231	89	129	31,844	37,004	46,771	84	128	102	9,283	9,875	9,024	55	72	4,829	3,867
100-199	21	22	13	2,684	2,637	1,545	21	22	18,220	14,166	11,975	21	21	13	5,212	3,610	2,300	17	10	2,248	1,200
200-399	13	3	3	3,391	700	830	13	2	35,481	4,472	6,333	13	3	3	5,230	900	1,125	9	3	2,018	400
400 and over	3	4	1	4,200	3,950	1,400	3	4	58,615	43,729	13,000	3	4	1	5,800	3,600	2,600	3	1	4,850	1,550
Wetzel																					
Total	1,523	1,844	1,545	57,278	83,252	70,071	1,447	1,778	402,437	534,665	517,989	1,326	1,689	1,527	83,454	115,216	102,185	827	1,003	33,172	42,102
None	------	------	------	-------	-------	-------	12	2	2,093	300	1,338	19	4	10	938	160	558	12	12	478	513
Under 25	560	488	984	8,204	7,438	25,600	498	450	49,210	42,335	186,177	413	383	957	14,551	12,467	44,207	200	547	5,713	15,052
25-49	570	711		18,952	23,381		552	689	123,615	150,887		525	672		27,936	33,316		317		9,774	
50-99	312	468	429	20,103	29,712	27,628	304	464	149,063	191,718	201,636	294	455	428	27,709	41,068	36,576	235	329	11,357	16,735
100-199	73	163	120	8,313	19,361	13,993	73	159	68,956	128,725	109,813	67	161	120	10,470	24,925	17,099	56	106	4,865	8,390
200 and over	8	14	12	1,706	3,360	2,850	8	14	9,500	20,700	19,025	8	14	12	1,850	3,280	3,745	7	9	985	1,412
Wirt																					
Total	895	1,044	917	45,852	56,889	59,308	853	986	340,748	326,568	461,674	764	878	897	62,709	62,836	66,855	513	614	34,924	31,064
None	------	------	------	-------	-------	-------	14	11	2,231	1,914	-------	9	8	------	250	306	-------	11	------	297	-------
Under 25	219	181	364	3,148	2,714	10,588	183	144	17,392	10,952	70,709	157	107	352	4,719	3,155	15,418	67	180	1,725	5,944
25-49	323	358		10,942	12,022		308	341	65,043	57,357		281	296		11,852	12,104		167		4,281	
50-99	246	371	373	15,995	24,208	24,355	243	359	112,241	126,468	191,053	217	337	368	18,038	27,887	28,404	175	280	8,481	12,569
100-199	91	124	168	10,662	14,555	20,386	89	121	99,715	88,310	163,857	84	120	165	10,715	15,754	19,413	77	143	5,996	10,506
200-399	11	7	9	2,555	1,750	2,029	11	7	20,626	13,083	17,855	11	7	9	3,685	1,650	2,270	11	8	2,544	869
400 and over	5	3	3	2,550	1,640	1,950	5	3	23,500	28,484	18,200	5	3	3	13,450	1,980	1,350	5	3	11,600	1,176

Wood																					
Total	1,887	2,104	1,689	102,317	123,813	118,109	1,795	2,015	790,603	896,359	1,009,362	1,660	1,741	1,683	142,986	146,342	166,235	781	1,161	56,837	73,431
None	------	------	-----	-------	-------	-------	30	3	16,700	1,000	1,205	39	6	5	4,781	192	245	33	9	3,783	520
Under 25	568	468	779	8,706	7,297	20,986	496	418	51,592	41,050	181,962	451	309	769	16,660	9,978	38,812	117	410	4,247	13,527
25-49	618	698		20,617	22,970		585	670	127,135	139,105		543	581		29,899	28,627		227		8,633	
50-99	476	570	523	30,245	36,351	33,771	463	559	212,316	249,312	276,816	424	502	522	36,607	39,566	46,681	239	406	13,513	20,432
100-199	179	299	306	21,538	36,020	37,842	175	296	187,252	277,422	337,154	161	280	306	27,114	40,485	48,813	122	262	11,628	24,715
200-399	37	59	68	8,411	13,925	15,685	37	59	81,875	121,940	131,479	33	53	68	9,825	14,985	20,059	34	62	5,549	8,346
400-799	4	8	(1)	2,100	3,850	(1)	4	8	14,425	29,230	(1)	4	8	(1)	2,200	6,709	(1)	4	(1)	1,014	(1)
800-1599	2	1	(1)	1,900	1,000	(1)	2	1	23,418	7,300	(1)	2	1	(1)	2,400	1,800	(1)	2	(1)	970	(1)
1600 and over	3	1	(1)	8,800	2,400	(1)	3	1	75,890	30,000	(1)	3	1	(1)	13,500	4,000	(1)	3	(1)	7,500	(1)
400-699	4	7	10	2,100	3,100	4,925	4	7	14,425	22,980	41,546	4	7	10	2,200	4,409	6,900	4	9	1,014	3,591
700-999	1	1	1	900	750	900	1	1	9,918	6,250	7,200	1	1	1	1,200	2,300	2,000	1	1	500	300
1000 and over	4	2	2	9,800	3,400	4,000	4	2	89,390	37,300	32,000	4	2	2	14,700	5,800	2,725	4	2	7,970	2,000
Wyoming																					
Total	1,435	1,710	1,051	43,021	57,469	32,484	1,385	1,603	193,740	205,875	144,946	1,361	1,541	984	80,546	86,086	65,277	385	526	18,817	26,324
None	------	------	-----	-------	-------	-------	39	7	2,704	359	270	48	7	3	1,184	610	190	7	3	371	160
Under 25	615	601	889	9,703	9,036	20,931	557	528	40,365	37,626	87,920	529	475	825	22,605	17,401	43,012	118	418	4,021	15,768
25-49	621	753		19,763	23,885		596	727	82,723	79,294		595	712		36,934	35,375		176		8,677	
50-99	169	326	138	9,869	18,599	8,103	166	312	44,660	57,811	31,888	160	318	134	14,838	22,977	14,071	66	86	4,343	5,711
100-199	27	28	20	2,936	3,399	2,350	24	27	19,488	15,235	16,618	26	27	18	4,385	5,623	5,804	18	19	1,405	4,685
200 and over	3	2	4	750	2,550	1,100	3	2	3,800	15,550	8,250	3	2	4	600	4,100	2,200				
WISCONSIN																					
Total	153,173	173,762	165,554	12,139,915	14,268,785	13,139,533	145,029	169,126	93,291,546	93,195,882	89,500,076	129,050	148,228	164,458	17,564,026	18,942,246	19,959,817	76,243	108,879	7,111,689	8,305,425
None	------	------	-----	-------	-------	-------	1,496	1,312	707,791	346,688	364,031	1,797	1,158	1,065	579,700	118,527	129,306	1,542	1,015	512,465	97,984
Under 25	23,514	23,012	56,857	349,150	348,808	1,630,634	19,795	20,409	2,295,716	2,037,657	11,485,210	15,537	14,956	55,397	690,714	505,436	2,784,056	3,902	23,069	235,524	866,060
25-49	35,898	40,856		1,213,454	1,374,549		33,219	39,287	8,026,025	7,769,905		28,481	33,126		1,792,741	1,723,303		11,331		506,199	
50-99	46,791	55,692	59,243	3,063,577	3,606,844	3,917,497	44,680	54,538	21,532,577	21,564,236	25,922,091	40,013	48,713	58,804	4,301,864	4,458,266	5,870,478	24,916	41,610	1,470,031	2,223,410
100-199	36,210	40,747	39,853	4,560,006	5,136,249	4,980,946	35,254	40,234	35,408,516	33,568,825	32,603,448	32,961	37,525	39,639	6,241,995	6,772,744	7,280,035	25,820	34,345	2,478,534	3,200,099
200-399	9,543	11,772	8,566	2,271,829	2,833,737	2,033,239	9,381	11,678	18,831,767	20,275,115	14,386,706	9,077	11,126	8,523	2,925,013	3,866,126	2,965,023	7,672	7,880	1,301,147	1,424,782
400-799	1,078	1,470	(1)	515,985	712,773	(1)	1,068	1,456	4,797,790	5,475,396	(1)	1,049	1,416	(1)	703,643	1,081,036	(1)	938	(1)	387,156	(1)
800-1599	124	191	(1)	127,760	190,725	(1)	122	191	1,347,218	1,657,862	(1)	121	186	(1)	291,395	326,933	(1)	109	(1)	196,227	(1)
1600-3199	14	19	(1)	30,154	37,400	(1)	13	18	269,146	350,833	(1)	13	19	(1)	31,961	52,575	(1)	12	(1)	19,406	(1)
3200 and over	1	3	(1)	8,000	27,700	(1)	1	3	75,000	149,365	(1)	1	3	(1)	5,000	37,300	(1)	1	(1)	5,000	(1)
400-699	1,013	1,368	860	469,840	639,649	399,375	1,003	1,355	4,330,606	4,961,092	3,217,055	985	1,317	856	642,440	967,355	639,923	880	797	351,560	332,339
700-999	122	202	112	94,321	156,988	87,752	122	201	959,209	1,153,436	767,569	120	196	111	218,768	245,842	141,629	109	105	159,092	80,626
1000-2499	78	108	58	100,538	138,761	73,890	76	107	1,070,009	1,327,897	618,458	76	106	58	156,791	242,347	127,067	68	53	87,337	68,325
2500 and over	4	5	5	17,200	33,200	16,200	3	5	129,330	191,031	135,508	3	5	5	14,000	42,300	22,300	3	5	9,800	11,800
Adams																					
Total	1,171	1,380	1,140	87,955	108,927	85,674	1,097	1,362	758,650	731,284	585,785	1,008	1,265	1,140	122,954	148,892	122,694	615	787	43,148	53,785
None	------	------	-----	-------	-------	-------	11	6	4,940	2,336	3,695	12	6	8	1,381	1,123	730	12	8	839	802
Under 25	166	140	347	2,364	2,176	10,378	133	128	17,591	13,200	71,405	96	99	340	5,245	4,196	16,460	48	134	2,513	5,106
25-49	285	297		9,999	10,187		265	292	81,587	65,970		240	257		16,312	14,283		117		4,794	
50-99	374	527	489	24,442	34,323	32,746	353	520	208,130	226,179	215,223	333	494	488	32,811	45,250	48,074	191	374	10,486	20,088
100-199	281	338	259	34,695	41,839	31,940	272	338	310,858	304,700	218,923	266	333	259	47,041	59,174	42,759	199	229	16,990	20,075
200-399	62	70	43	14,980	16,292	9,660	60	70	118,018	104,527	69,414	58	68	43	18,214	20,821	13,310	45	41	7,096	7,014
400 and over	3	8	2	1,475	4,110	950	3	8	17,526	14,372	7,125	3	8	2	1,950	4,045	1,361	3	1	430	700
Ashland																					
Total	858	990	878	29,891	37,538	36,508	804	958	208,258	217,366	280,487	749	781	876	48,173	46,614	55,419	254	303	13,370	14,810
None	------	------	-----	-------	-------	-------	24	17	5,682	2,307	345	29	13	6	1,557	669	183	17	3	663	79
Under 25	372	391	648	5,486	6,046	16,733	320	357	36,129	29,575	128,726	280	276	642	10,318	7,208	26,668	62	160	1,827	5,013
25-49	315	371		10,073	12,182		298	359	66,204	65,317		286	300		17,235	13,035		91		3,993	
50-99	134	181	187	8,016	11,077	11,631	127	178	51,119	56,537	79,808	122	154	185	11,126	12,692	16,878	60	109	3,032	5,340
100-199	31	33	27	3,791	4,050	3,461	29	33	23,634	29,088	30,160	26	27	27	5,677	5,150	6,405	18	19	2,280	2,148
200 and over	6	14	16	2,525	4,183	4,683	6	14	26,490	34,542	41,448	6	11	16	2,260	7,860	5,285	6	12	1,575	2,230

[1] Comparison with later censuses may be found in groups below beginning with 400-699.

COUNTY TABLE 1.—CHICKENS ON FARMS 1940, 1935, AND 1930; CHICKEN EGGS PRODUCED AND CHICKENS RAISED 1939, 1934, AND 1929; AND CHICKENS SOLD, 1939 AND 1929; CLASSIFIED BY NUMBER ON HAND—Continued

(Chickens on hand over 4 months old Apr. 1, 1940 and over 3 months old Jan. 1, 1935 and Apr. 1, 1930)

STATE OR COUNTY AND NUMBER OF CHICKENS ON HAND	CHICKENS ON HAND						CHICKEN EGGS PRODUCED					CHICKENS RAISED						CHICKENS SOLD			
	Farms reporting			Number			Farms reporting		Dozens			Farms reporting			Number			Farms reporting		Number	
	1940 (Apr.1)	1935 (Jan.1)	1930 (Apr.1)	1940 (Apr. 1)	1935 (Jan. 1)	1930 (Apr. 1)	1939	1934	1939	1934	1929	1939	1934	1929	1939	1934	1929	1939	1929	1939	1929
WISCONSIN—Con.																					
Barron																					
Total	2,955	3,557	3,680	163,440	183,639	219,453	2,704	3,434	1,225,549	1,150,581	1,581,750	2,376	2,919	3,678	217,064	239,816	345,237	1,008	2,246	73,201	146,467
None	—	—	—	—	—	—	40	81	18,524	16,351	13,359	77	65	43	9,500	3,526	4,537	59	41	7,480	4,347
Under 25	708	776	1,786	10,500	11,557	50,273	576	676	74,635	65,459	372,568	472	477	1,753	16,634	14,413	86,452	81	818	5,038	30,958
25-49	938	1,298		31,843	43,260		855	1,240	213,465	239,518		728	1,073		39,734	53,757		223		8,620	
50-99	848	1,056	1,329	55,337	66,529	86,575	795	1,021	401,362	410,741	587,208	692	913	1,321	66,725	80,234	125,263	349	904	18,545	49,085
100-199	395	357	477	47,796	42,788	57,846	373	346	371,610	293,159	400,317	345	325	473	61,502	61,833	84,080	247	404	23,808	39,011
200-399	58	61	74	13,672	14,805	17,509	57	61	109,970	95,798	139,703	55	58	74	17,729	19,403	30,350	43	65	7,199	15,435
400 and over	8	9	14	4,292	4,700	7,250	8	9	35,983	29,555	68,595	7	8	14	5,240	6,650	14,555	6	14	2,511	7,631
Bayfield																					
Total	1,156	1,492	1,425	48,101	74,848	80,543	1,132	1,463	356,276	577,736	652,383	1,073	1,107	1,422	84,564	92,065	131,000	443	685	30,214	59,088
None	—	—	—	—	—	—	21	44	4,992	7,584	10,094	33	41	16	3,022	2,079	2,967	30	22	2,821	3,036
Under 25	523	578	1,008	7,556	8,512	24,400	494	531	41,850	48,976	175,327	445	340	992	15,739	10,093	40,411	109	371	3,664	11,100
25-49	371	481		11,855	15,537		359	461	66,799	94,747		350	374		22,560	19,079		142		6,363	
50-99	168	262	247	10,620	16,403	15,737	164	258	72,706	110,751	115,989	153	206	246	20,812	18,870	23,174	93	145	7,015	7,345
100-199	67	100	110	8,477	12,660	14,009	67	98	78,325	97,204	110,713	66	83	108	11,651	15,732	21,024	45	96	5,055	15,235
200-399	23	60	43	5,993	15,166	10,572	23	60	56,628	149,665	83,102	22	53	43	6,080	20,342	16,174	21	34	3,946	7,814
400 and over	4	11	17	3,600	6,570	15,825	4	11	34,976	68,809	157,158	4	10	17	4,700	5,870	27,250	3	17	1,350	14,558
Brown																					
Total	2,661	2,976	2,871	158,997	204,915	179,502	2,483	2,854	1,167,463	1,256,356	1,304,421	2,205	2,405	2,868	215,630	252,550	244,469	827	1,401	67,044	73,808
None	—	—	—	—	—	—	26	10	7,720	2,139	812	28	18	10	17,486	868	1,325	23	7	17,005	258
Under 25	517	444	1,287	7,744	6,548	37,801	444	384	47,122	35,658	263,718	317	250	1,279	11,134	15,562	57,832	58	422	2,080	12,131
25-49	850	860		28,621	28,810		775	822	194,297	143,086		685	678		37,897	31,211		169		7,696	
50-99	844	1,027	1,113	53,661	64,986	71,159	798	1,005	367,514	339,625	515,127	754	870	1,110	64,433	67,457	87,436	315	616	13,369	24,045
100-199	365	501	394	44,376	61,196	47,888	356	492	339,090	409,412	349,045	343	456	392	53,764	73,903	60,913	207	291	14,793	21,067
200-399	71	123	64	16,345	29,458	15,559	70	120	123,503	208,560	109,258	65	113	64	19,991	36,509	23,263	43	53	6,798	9,284
400 and over	14	21	13	8,250	13,917	7,095	14	21	88,217	117,876	66,461	13	20	13	10,925	27,040	13,700	12	12	5,303	7,023
Buffalo																					
Total	1,859	2,029	1,987	185,886	204,178	194,050	1,796	1,992	1,494,837	1,229,927	1,132,523	1,526	1,849	1,935	233,582	278,037	276,804	1,159	1,606	91,901	116,013
None	—	—	—	—	—	—	12	21	4,635	7,511	3,620	13	15	9	1,192	1,493	623	14	11	800	605
Under 25	120	110	314	1,776	1,715	9,776	99	98	12,981	13,183	66,760	46	71	286	2,430	3,236	16,770	30	179	1,176	6,171
25-49	291	290		10,124	9,994		274	273	72,211	52,718		204	233		11,783	12,605		110		4,405	
50-99	621	744	805	41,827	50,007	54,418	598	726	312,494	277,121	309,355	506	678	785	48,041	62,289	77,405	351	628	16,277	31,062
100-199	650	697	713	83,922	89,638	91,186	638	686	661,002	526,673	524,174	587	673	703	106,680	122,685	128,930	505	644	42,542	54,122
200-399	156	161	146	37,248	38,666	34,470	154	161	315,711	240,899	193,929	149	153	143	49,361	55,389	47,656	129	135	17,887	21,943
400 and over	21	27	(1)	10,989	14,158	(1)	21	27	115,803	111,822	(1)	21	26	(1)	14,095	20,340	(1)	20	(1)	8,814	(1)
400-699	18	23	9	8,889	11,058	4,200	18	23	92,325	84,136	34,685	18	23	9	11,695	16,890	5,420	17	9	7,264	2,110
700 and over	3	4	—	2,100	3,100	—	3	4	23,478	27,686	—	3	3	—	2,400	3,450	—	3	—	1,550	—
Burnett																					
Total	1,362	1,643	1,461	88,381	110,744	99,322	1,276	1,568	652,205	786,221	778,089	1,134	1,298	1,463	129,880	134,719	173,691	493	961	45,847	74,895
None	—	—	—	—	—	—	20	23	6,233	4,200	3,630	23	29	19	3,660	1,926	1,405	27	13	3,851	888
Under 25	321	363	682	4,671	5,431	18,497	275	307	27,499	28,928	141,298	203	233	666	12,110	7,483	35,537	43	343	5,006	13,286
25-49	389	488		13,168	16,480		356	467	81,208	99,987		311	370		20,776	18,702		102		5,221	

50-99	384	445	474	24,964	28,535	31,063	367	430	168,136	200,870	222,040	346	364	473	36,784	32,238	52,661	162	343	10,651	21,744
100-199	208	245	241	26,190	30,391	30,756	199	241	203,385	223,538	248,952	194	206	241	34,839	39,313	50,863	118	204	10,924	23,399
200-399	52	88	53	12,738	21,407	13,246	52	86	109,818	153,671	109,496	50	82	53	15,111	24,343	22,000	34	47	5,418	10,768
400 and over	8	14	(1)	6,650	8,500	(1)	7	14	55,926	75,027	(1)	7	14	(1)	6,600	10,714	(1)	7	(1)	4,776	(1)
400-699	4	11	9	1,600	5,300	4,110	3	11	11,616	44,162	37,612	3	11	9	3,650	7,314	8,325	3	9	2,750	3,730
700 and over	4	3	2	5,050	3,200	1,650	4	3	44,310	30,865	15,061	4	3	2	2,950	3,400	2,900	4	2	2,026	1,080
Calumet																					
Total	1,694	1,897	1,904	145,748	199,587	166,620	1,658	1,868	1,212,860	1,431,126	1,121,311	1,386	1,544	1,900	174,766	233,806	228,278	825	1,122	61,029	76,562
None							22	7	18,330	1,960	2,002	22	3	5	4,000	424	495	21	7	3,418	334
Under 25	116	67	419	1,720	990	13,220	102	58	16,652	7,067	92,071	54	25	412	2,426	859	19,027	22	108	1,724	4,000
25-49	288	261		10,117	9,185		273	254	80,077	65,298		185	161		12,977	7,956		72		4,869	
50-99	681	678	816	45,914	45,164	55,398	659	663	373,534	314,801	371,575	563	540	814	53,603	46,184	71,777	301	470	14,127	21,141
100-199	530	709	557	66,223	90,756	68,277	523	704	550,290	655,035	434,178	486	646	557	76,581	112,525	93,036	347	440	25,398	32,825
200-399	72	156	98	17,134	37,151	22,715	72	156	138,036	269,345	160,885	69	145	98	18,964	46,973	32,253	56	85	7,100	13,442
400 and over	7	26	14	4,640	16,341	7,010	7	26	35,941	117,620	60,600	7	24	14	6,215	18,885	11,690	6	12	4,393	4,820
Chippewa																					
Total	2,900	3,361	3,187	172,819	185,270	182,689	2,743	3,174	1,245,787	1,143,340	1,112,178	2,578	2,766	3,165	288,844	270,086	355,057	1,186	2,046	107,521	135,627
None							29	44	9,167	5,788	18,240	43	45	49	18,991	2,181	6,460	33	47	15,338	4,695
Under 25	726	790	1,664	10,597	11,778	45,884	642	660	68,698	62,577	287,864	568	497	1,608	22,126	16,871	88,802	135	811	6,418	31,749
25-49	904	1,186		30,405	39,287		843	1,123	193,126	208,194		787	994		49,442	57,097		291		12,903	
50-99	782	965	1,079	50,099	60,486	68,945	753	933	325,152	340,578	394,450	715	852	1,067	74,677	90,442	142,002	388	804	22,086	43,815
100-199	364	315	370	46,227	39,296	45,320	355	309	344,349	248,843	252,854	345	281	367	68,776	51,048	78,696	236	316	25,678	36,007
200-399	103	77	60	24,461	18,325	14,570	100	77	185,245	129,582	97,636	99	71	60	34,807	25,174	26,911	82	55	14,951	13,611
400 and over	21	28	(1)	11,030	16,098	(1)	21	28	120,050	147,778	(1)	21	26	(1)	20,025	27,273	(1)	21	(1)	10,147	(1)
400-699	18	23	11	8,300	10,587	5,180	18	23	84,470	91,355	37,334	18	21	11	16,275	16,091	7,586	18	11	8,717	4,800
700 and over	3	5	3	2,730	5,511	2,790	3	5	35,580	56,423	23,800	3	5	3	3,750	11,182	4,600	3	2	1,430	950
Clark																					
Total	4,151	4,729	4,593	223,538	261,343	252,124	3,975	4,631	1,709,574	1,655,823	1,805,476	3,508	3,834	4,593	305,451	347,113	399,094	1,576	2,833	92,590	159,329
None							45	51	13,685	14,658	10,147	42	32	44	2,572	5,381	2,854	34	40	1,846	2,416
Under 25	974	943	2,456	15,080	14,877	70,282	872	872	94,591	72,467	487,258	670	600	2,422	23,682	19,545	115,319	153	1,137	5,431	35,703
25-49	1,475	1,760		49,156	58,910		1,401	1,717	333,475	298,842		1,248	1,419		70,907	75,020		425		13,502	
50-99	1,195	1,431	1,617	75,879	90,408	103,448	1,163	1,403	538,203	517,225	710,945	1,068	1,239	1,610	101,391	114,150	158,119	610	1,191	26,829	62,996
100-199	395	473	439	47,167	57,477	53,697	384	467	386,904	416,664	394,862	372	429	436	63,519	78,898	83,955	262	387	22,186	38,710
200-399	85	95	66	21,086	24,071	16,357	84	94	185,501	194,876	124,511	82	88	66	25,960	30,225	26,467	71	63	11,495	12,931
400-799	23	23	(1)	11,170	11,400	(1)	22	23	112,070	95,434	(1)	22	23	(1)	13,320	18,894	(1)	19	(1)	8,801	(1)
800 and over	4	4	(1)	4,000	4,200	(1)	4	4	45,145	45,657	(1)	4	4	(1)	4,100	7,000	(1)	4	(1)	2,500	(1)
400-699	22	22	11	10,470	10,700	5,140	21	22	105,309	91,434	46,664	21	22	11	12,630	17,094	6,680	18	11	8,575	3,673
700 and over	5	5	4	4,700	4,900	3,200	5	5	51,906	49,657	31,089	5	5	4	4,790	8,800	5,700	5	4	2,726	2,900
Columbia																					
Total	2,636	3,029	2,857	274,177	335,345	297,416	2,439	2,937	1,816,585	1,969,134	1,892,305	2,199	2,708	2,842	440,268	491,476	486,579	1,706	2,409	205,261	233,064
None							26	5	19,546	1,080	3,811	31	7	10	24,380	565	2,275	37	10	22,495	1,635
Under 25	182	123	403	2,581	1,952	12,085	118	108	16,552	13,021	76,524	91	75	388	9,075	3,866	25,199	47	210	6,254	10,836
25-49	377	375		12,820	12,844		321	349	64,122	78,341		265	297		21,179	18,906		140		9,331	
50-99	771	953	995	51,244	62,575	66,987	710	914	307,864	334,365	406,946	624	836	992	78,662	86,648	115,300	463	844	30,021	52,922
100-199	1,013	1,170	1,181	129,385	148,659	148,612	980	1,157	866,734	850,161	897,619	915	1,110	1,177	198,424	218,070	236,893	782	1,086	87,864	115,855
200-399	263	356	253	61,522	83,238	57,827	255	352	413,102	512,467	405,809	245	332	250	83,323	117,481	86,272	209	235	37,486	41,503
400-799	25	49	(1)	11,425	23,027	(1)	24	49	72,925	143,719	(1)	23	48	(1)	14,625	38,960	(1)	23	(1)	6,735	(1)
800 and over	5	3	(1)	5,200	3,050	(1)	5	3	55,740	35,980	(1)	5	3	(1)	10,600	6,980	(1)	5	(1)	5,075	(1)
400-699	24	47	23	10,725	21,627	10,505	23	47	67,325	136,721	87,726	22	46	23	14,125	36,760	17,940	22	22	6,435	8,402
700-999	3	3	2	2,400	2,200	1,400	3	3	22,610	16,998	13,870	3	3	2	2,100	2,580	2,700	3	2	875	1,911
1000 and over	3	2	-----	3,500	2,250	---------	3	2	38,730	25,980	---------	3	2	-----	9,000	6,600	---------	3	-----	4,500	---------
Crawford																					
Total	1,739	1,851	1,782	112,601	120,412	121,685	1,566	1,805	567,607	511,175	722,439	1,470	1,667	1,784	162,001	155,615	177,850	1,085	1,278	69,802	79,635
None							13	5	3,207	560	4,150	12	5	15	1,565	370	1,691	14	8	1,172	700
Under 25	193	158	588	3,042	2,482	17,313	148	139	15,179	10,777	118,036	118	108	580	4,472	3,662	31,038	57	306	1,805	13,008
25-49	464	442		15,860	15,011		405	433	78,123	63,180		363	388		24,366	18,829		230		10,515	

[1] Comparison with later censuses may be found in groups below beginning with 400-699.

COUNTY TABLE 1.—CHICKENS ON FARMS 1940, 1935, AND 1930; CHICKEN EGGS PRODUCED AND CHICKENS RAISED 1939, 1934, AND 1929; AND CHICKENS SOLD, 1939 AND 1929; CLASSIFIED BY NUMBER ON HAND—Continued

(Chickens on hand over 4 months old Apr. 1, 1940 and over 3 months old Jan. 1, 1935 and Apr. 1, 1930)

STATE OR COUNTY AND NUMBER OF CHICKENS ON HAND	CHICKENS ON HAND						CHICKEN EGGS PRODUCED					CHICKENS RAISED						CHICKENS SOLD			
	Farms reporting			Number			Farms reporting		Dozens			Farms reporting			Number			Farms reporting		Number	
	1940 (Apr. 1)	1935 (Jan. 1)	1930 (April)	1940 (Apr. 1)	1935 (Jan. 1)	1930 (Apr. 1)	1939	1934	1939	1934	1929	1939	1934	1929	1939	1934	1929	1939	1929	1939	1929
WISCONSIN—Con.																					
Crawford—Contd.																					
50-99	737	877	794	46,511	55,252	51,981	679	864	231,308	238,724	289,173	651	808	791	67,267	69,282	74,223	501	603	27,504	33,016
100-199	305	345	359	36,338	40,750	42,651	284	335	168,327	170,172	243,858	286	329	357	49,141	53,127	59,792	247	325	21,195	27,690
200-399	37	27	40	8,855	6,015	9,190	34	27	55,079	25,308	63,522	37	27	40	11,140	8,445	10,506	36	36	7,611	5,221
400 and over	3	2	1	1,995	902	550	3	2	16,384	2,454	3,700	3	2	1	4,050	1,900	600				
Dane																					
Total	5,259	5,734	5,492	565,724	661,718	581,803	5,026	5,646	4,462,476	4,252,090	3,818,905	4,297	5,026	5,487	815,615	961,892	925,538	3,316	4,375	348,961	419,645
None	———	———	———	———	———	———	59	19	35,004	3,348	18,072	50	11	36	11,155	884	6,984	60	35	9,775	5,183
Under 25	322	259	868	4,721	3,898	25,907	230	234	32,025	28,086	184,070	138	125	849	12,804	4,374	51,916	80	388	8,257	18,955
25-49	763	715		26,184	24,418		685	697	170,714	156,954		477	535		40,306	29,752		283		19,078	
50-99	1,643	1,752	1,894	113,237	115,972	128,878	1,571	1,717	771,597	692,998	836,026	1,314	1,523	1,878	157,138	152,685	209,549	986	1,461	62,339	91,403
100-199	1,897	2,127	2,113	242,723	272,604	266,626	1,854	2,103	1,916,864	1,689,430	1,668,749	1,709	1,983	2,107	353,044	396,411	417,034	1,367	1,920	141,246	191,562
200-399	564	791	565	133,923	189,461	131,962	560	786	1,133,576	1,263,107	883,733	542	760	565	181,307	276,534	190,402	486	524	78,857	83,789
400-799	55	67	(1)	25,594	30,635	(1)	53	67	219,676	227,733	(1)	53	67	(1)	34,535	50,222	(1)	43	(1)	16,134	(1)
800-1599	12	22	(1)	11,429	23,030	(1)	14	23	183,020	190,434	(1)	14	22	(1)	25,326	51,030	(1)	11	(1)	13,275	(1)
1600 and over	3	1	(1)	7,913	1,700	(1)															
400-699	54	65	46	24,894	29,160	21,890	52	65	212,626	215,960	175,969	52	65	46	32,335	48,482	35,903	42	41	15,134	18,753
700-999	7	11	4	5,765	9,355	3,340	7	11	58,800	67,263	25,286	7	10	4	9,065	14,270	8,950	6	4	5,100	5,500
1000 and over	9	14	2	14,277	16,850	3,200	8	14	131,270	134,944	27,000	8	14	2	18,461	38,500	4,800	6	2	9,175	4,500
Dodge																					
Total	4,190	4,514	4,410	429,755	520,530	502,710	4,043	4,439	3,378,461	3,402,069	3,231,765	3,528	4,093	4,400	623,220	687,529	754,650	2,663	3,461	257,984	305,707
None	———	———	———	———	———	———	26	11	13,305	7,579	10,609	32	4	16	24,173	170	2,623	33	19	23,795	1,846
Under 25	201	171	502	3,065	2,724	15,682	165	153	23,982	18,944	93,773	108	115	491	8,624	4,695	27,787	48	217	4,790	9,126
25-49	529	477		18,297	16,162		483	466	117,569	102,429		352	390		22,932	18,870		161		7,946	
50-99	1,408	1,389	1,451	94,732	92,504	100,085	1,358	1,361	644,838	590,388	612,814	1,154	1,238	1,442	128,368	111,554	154,628	798	1,046	41,593	53,765
100-199	1,640	1,870	1,934	207,674	239,950	247,739	1,603	1,845	1,646,704	1,558,672	1,541,289	1,484	1,763	1,928	290,253	322,429	357,820	1,264	1,683	111,256	142,389
200-399	384	548	478	88,501	128,115	112,036	381	545	771,846	850,996	778,044	370	526	478	109,735	172,961	160,801	332	453	45,707	72,812
400-799	20	51	(1)	9,105	24,175	(1)	19	50	78,405	173,596	(1)	20	49	(1)	17,435	40,100	(1)	19	(1)	9,182	(1)
800 and over	8	8	(1)	8,381	16,900	(1)	8	8	81,812	99,465	(1)	8	8	(1)	21,700	16,750	(1)	8	(1)	13,715	(1)
400-699	20	47	38	9,105	21,325	17,518	19	46	78,405	154,420	123,520	20	45	38	17,435	30,950	34,941	19	36	9,182	19,376
700-999	5	5	5	4,181	3,750	4,050	5	5	33,312	25,176	28,716	5	5	5	10,700	11,150	7,550	5	5	4,915	3,393
1000 and over	3	7	2	4,200	16,000	5,600	3	7	48,500	93,465	43,000	3	7	2	11,000	14,750	8,500	3	2	8,800	3,000
Door																					
Total	1,680	1,945	1,827	130,577	162,379	127,902	1,617	1,930	1,169,768	1,272,499	936,694	1,347	1,505	1,740	146,636	183,796	155,103	574	786	43,016	48,011
None	———	———	———	———	———	———	8	3	4,925	680	4,265	14	2	7	1,503	29	888	12	6	1,136	191
Under 25	245	212	786	3,826	3,283	22,821	224	203	30,293	20,291	172,106	146	105	723	5,139	2,710	28,280	27	202	1,376	4,660
25-49	416	468		14,183	15,863		396	461	114,465	109,016		325	320		17,305	12,569		65		3,012	
50-99	515	606	607	34,347	40,132	40,530	497	605	288,936	299,005	286,879	400	484	590	36,807	37,357	49,259	178	269	9,776	11,704
100-199	409	521	364	51,796	66,574	45,754	399	520	465,173	534,759	312,090	370	466	350	56,479	83,336	51,848	223	248	16,748	19,078
200-399	82	124	66	19,485	29,022	16,147	80	124	195,379	235,380	133,022	80	115	66	20,243	35,515	19,653	59	57	7,130	9,118
400 and over	13	14	4	6,940	7,505	2,650	13	14	70,597	73,368	28,332	12	13	4	9,160	12,280	5,175	10	4	3,838	3,260

Douglas																				
Total	1,010	1,518	1,284	44,951	72,795	69,216	931	1,475	315,746	544,218	586,823	885	1,178	1,255	81,757	104,682	135,959	290	626	33,224	63,177
None							21	72	6,969	21,630	8,951	41	50	20	4,836	3,568	7,933	24	23	3,995	7,941
Under 25	494	676	875	6,708	9,618	21,704	429	618	41,504	64,863	174,599	390	432	833	14,089	12,841	38,663	79	308	3,616	11,677
25-49	274	454		8,795	14,622		254	413	53,429	94,601		240	367		15,580	18,325		52		3,941	
50-99	150	228	249	9,319	14,081	15,648	137	218	60,829	97,628	117,030	126	187	243	16,176	16,621	26,674	70	159	5,734	10,371
100-199	57	105	108	7,214	13,270	14,174	55	101	47,037	93,328	118,481	53	92	107	11,136	20,689	28,213	35	88	4,643	12,427
200-399	26	37	35	6,815	9,254	8,422	26	36	50,431	79,637	74,449	26	33	35	10,220	12,897	18,506	21	32	5,245	10,626
400 and over	9	18	(1)	6,100	11,950	(1)	9	17	55,547	92,531	(1)	9	17	(1)	9,720	19,741	(1)	9	(1)	6,050	(1)
400-699	6	12	15	3,100	6,025	7,568	6	11	36,605	45,041	68,513	6	11	15	6,020	9,000	11,570	6	14	4,750	7,635
700 and over	3	6	2	3,000	5,925	1,700	3	6	18,942	47,490	24,800	3	6	2	3,700	10,741	4,400	3	2	1,300	2,500
Dunn																				
Total	2,716	3,244	3,225	217,161	261,250	237,492	2,504	3,090	1,554,375	1,634,674	1,495,211	2,062	2,687	3,152	285,641	352,950	390,744	1,225	2,365	114,234	185,291
None							19	33	8,150	14,426	1,022	23	32	9	18,144	2,129	454	22	13	17,519	757
Under 25	360	387	1,089	5,300	5,745	32,195	280	316	32,971	31,718	196,378	174	215	1,028	8,422	6,694	56,435	70	573	4,878	22,869
25-49	628	846		21,189	28,669		569	787	128,732	147,967		439	647		24,857	33,315		189		6,981	
50-99	895	1,104	1,309	58,301	70,464	85,523	835	1,065	378,445	408,488	512,031	694	965	1,296	68,920	88,695	135,295	397	1,034	20,646	60,987
100-199	641	662	707	80,347	83,699	87,108	614	647	584,353	509,620	537,247	564	593	699	104,408	111,711	143,113	418	635	38,789	70,758
200-399	168	212	107	39,920	52,142	25,276	163	209	303,334	348,469	178,819	145	202	107	45,684	70,951	41,797	114	98	18,129	21,671
400 and over	24	33	(1)	12,104	20,531	(1)	24	33	118,390	173,986	(1)	23	33	(1)	15,206	39,455	(1)	15	(1)	7,292	(1)
400-699	21	22	9	9,904	9,992	3,790	21	22	97,140	73,650	32,778	20	22	9	12,006	24,015	8,300	15	12	7,292	8,249
700 and over	3	11	4	2,200	10,539	3,600	3	11	21,250	100,336	36,936	3	11	4	3,200	15,440	5,350				
Eau Claire																				
Total	1,850	2,106	1,996	141,406	155,104	146,608	1,757	2,054	1,093,373	892,346	826,466	1,607	1,882	1,989	211,632	205,387	244,672	981	1,443	89,478	103,717
None							18	19	8,559	3,902	2,570	22	23	10	2,232	2,950	930	21	11	1,928	948
Under 25	258	288	675	3,858	4,495	19,667	219	262	27,278	25,674	116,441	173	200	663	9,032	7,780	37,021	57	338	3,078	13,909
25-49	415	542		14,063	18,498		387	520	111,092	98,490		350	465		22,944	24,340		147		7,817	
50-99	678	738	814	44,090	47,343	53,118	649	722	330,183	245,925	289,636	598	679	810	70,210	61,163	86,022	382	635	26,142	34,045
100-199	386	424	428	48,460	51,676	52,088	372	417	367,518	285,081	289,985	354	402	427	65,044	62,994	83,964	281	384	27,964	35,769
200-399	101	96	68	24,315	22,877	15,830	100	96	184,200	146,744	87,692	98	95	68	33,265	29,500	28,420	81	64	16,377	14,858
400 and over	12	18	11	6,620	10,215	5,905	12	18	64,543	86,530	40,142	12	18	11	8,905	16,660	8,315	12	11	6,172	4,188
Florence																				
Total	301	362	300	13,036	15,321	17,107	297	341	99,917	120,473	144,275	277	289	280	23,233	23,552	24,833	151	137	10,447	10,530
None							15	2	2,092	395	2,500	17	4	1	1,571	403	250	18	1	1,318	200
Under 25	123	134	178	1,843	2,058	4,900	111	118	11,817	16,689	39,184	99	91	158	3,423	3,208	6,451	29	56	905	2,085
25-49	96	132		3,184	4,226		93	128	24,348	28,468		83	109		4,828	5,975		45		1,633	
50-99	60	70	86	3,948	4,233	5,526	57	68	27,101	28,467	45,401	56	62	86	6,187	5,766	6,937	41	50	2,304	2,226
100-199	16	19	24	1,941	2,484	3,079	15	18	15,309	21,224	25,156	16	16	23	2,924	3,400	4,080	12	20	1,671	1,778
200 and over	6	7	12	2,120	2,320	3,602	6	7	19,250	25,230	32,034	6	7	12	4,300	4,800	7,115	6	10	2,616	4,241
Fond du Lac																				
Total	3,428	3,858	3,857	295,623	375,455	347,433	3,288	3,770	2,417,312	2,502,395	2,494,213	2,797	3,219	3,848	381,997	488,247	523,289	1,715	2,507	132,789	208,858
None							56	7	34,655	1,702	1,550	58	7	8	7,120	473	1,557	34	8	3,473	790
Under 25	257	215	898	3,983	3,443	27,299	213	188	29,757	20,129	203,749	127	102	891	6,833	3,221	47,719	45	360	3,102	13,146
25-49	670	636		22,790	21,776		602	610	166,315	126,394		458	460		30,706	23,583		195		11,804	
50-99	1,241	1,394	1,536	83,067	92,015	102,285	1,187	1,369	629,367	577,623	728,497	1,012	1,191	1,531	102,605	109,111	153,768	627	1,011	32,458	56,009
100-199	1,044	1,242	1,153	130,735	157,552	143,918	1,020	1,228	1,077,772	1,051,602	1,018,201	934	1,117	1,150	165,948	207,121	212,191	653	896	54,965	84,396
200-399	201	332	244	46,428	79,440	57,369	195	329	389,155	565,806	408,159	193	304	242	57,909	108,886	83,769	148	207	23,076	41,714
400-799	12	33	(1)	5,220	15,929	(1)	12	33	41,497	114,526	(1)	12	32	(1)	6,376	22,710	(1)	10	(1)	2,311	(1)
800 and over	3	6	(1)	3,400	5,300	(1)	3	6	48,794	44,613	(1)	3	6	(1)	4,500	13,142	(1)	3	(1)	1,600	(1)
400-699	12	30	20	5,220	13,829	8,912	12	30	41,497	108,416	69,256	12	29	20	6,376	21,420	12,435	10	19	2,311	6,066
700 and over	3	9	6	3,400	7,400	7,650	3	9	48,794	50,723	64,801	3	9	6	4,500	14,432	11,850	3	6	1,600	6,737

[1] Comparison with later censuses may be found in groups below beginning with 400-699.

COUNTY TABLE 1.—CHICKENS ON FARMS 1940, 1935, AND 1930; CHICKEN EGGS PRODUCED AND CHICKENS RAISED 1939, 1934, AND 1929; AND CHICKENS SOLD, 1939 AND 1929; CLASSIFIED BY NUMBER ON HAND—Continued

(Chickens on hand over 4 months old Apr. 1, 1940 and over 3 months old Jan. 1, 1935 and Apr. 1, 1930)

STATE OR COUNTY AND NUMBER OF CHICKENS ON HAND	CHICKENS ON HAND						CHICKEN EGGS PRODUCED					CHICKENS RAISED						CHICKENS SOLD			
	Farms reporting			Number			Farms reporting		Dozens			Farms reporting			Number			Farms reporting		Number	
	1940 (Apr. 1)	1935 (Jan. 1)	1930 (Apr.)	1940 (Apr. 1)	1935 (Jan. 1)	1930 (Apr. 1)	1939	1934	1939	1934	1929	1939	1934	1929	1939	1934	1929	1939	1929	1939	1929
WISCONSIN—Con.																					
Forest																					
Total	490	695	452	15,487	21,572	18,285	447	648	91,127	121,930	125,399	419	545	435	29,893	31,458	29,902	115	168	6,667	9,719
None	—	—	—	—	—	—	3	12	568	1,536	760	11	6	5	564	340	187	3	4	97	156
Under 25	234	349	343	3,310	5,076	8,569	200	299	16,224	29,766	59,142	175	244	322	7,329	8,504	13,451	28	92	1,154	3,046
25-49	178	244		5,761	7,706		169	239	33,721	44,098		156	202		10,204	9,656		45		1,544	
50-99	57	75	83	3,436	4,339	5,085	54	73	16,311	24,146	33,675	56	68	83	6,441	5,748	8,201	28	49	1,867	2,946
100-199	18	20	12	2,080	2,626	1,356	18	18	15,259	14,626	8,120	18	18	11	3,405	3,870	2,014	11	23	2,005	3,571
200 and over	3	7	14	900	1,825	3,275	3	7	9,044	7,758	23,702	3	7	14	1,950	3,340	6,049				
Grant																					
Total	3,803	3,988	3,930	395,488	414,478	433,177	3,655	3,926	2,685,921	2,292,602	2,573,427	3,303	3,561	3,906	550,134	517,072	622,855	2,604	3,084	231,598	261,319
None	—	—	—	—	—	—	20	13	8,429	4,706	2,870	15	7	10	3,689	883	1,015	21	9	2,642	969
Under 25	212	183	553	3,215	2,809	16,403	172	155	25,348	15,317	114,005	121	105	532	7,062	3,728	30,766	53	256	3,252	11,666
25-49	470	497		16,410	17,023		434	486	106,826	83,684		353	394		22,908	18,666		196		8,063	
50-99	1,201	1,299	1,219	81,106	85,170	83,514	1,148	1,280	544,530	452,181	494,548	1,022	1,155	1,212	116,261	103,679	125,192	776	881	45,180	48,181
100-199	1,505	1,549	1,677	192,083	195,129	214,245	1,470	1,535	1,258,478	1,063,861	1,231,919	1,391	1,451	1,671	258,523	244,534	306,950	1,198	1,495	101,429	131,832
200-399	392	433	454	91,149	100,702	105,730	388	430	647,155	580,797	631,613	378	423	454	123,956	125,807	139,687	340	416	61,256	58,866
400 and over	23	27	27	11,525	13,645	13,285	23	27	95,155	92,056	98,472	23	26	27	17,735	19,775	19,245	20	27	9,776	9,805
Green																					
Total	2,264	2,271	2,302	231,068	231,487	263,156	2,092	2,248	1,612,740	1,371,326	1,468,163	1,953	2,035	2,306	312,557	280,227	360,649	1,546	1,956	130,507	170,892
None	—	—	—	—	—	—	10	7	5,638	1,196	6,885	12	8	10	6,803	957	1,437	13	10	6,164	842
Under 25	95	101	213	1,426	1,528	6,910	67	93	10,293	10,824	45,479	50	51	209	2,074	2,196	12,420	15	121	820	5,378
25-49	274	268		9,664	9,168		224	259	59,103	50,093		179	199		12,786	10,251		105		4,809	
50-99	795	752	713	53,580	49,731	48,748	740	745	371,194	270,280	264,990	668	673	712	72,753	58,076	69,306	520	559	27,405	29,602
100-199	872	943	1,099	111,367	118,179	139,483	831	938	769,423	684,345	753,640	821	905	1,098	144,338	144,168	189,076	704	1,001	55,802	90,369
200-399	218	189	264	50,301	42,731	59,865	210	188	357,341	280,217	340,369	213	181	264	65,463	52,639	76,760	179	253	30,257	40,313
400 and over	10	18	13	4,730	10,150	8,150	10	18	39,748	74,371	56,800	10	18	13	8,340	11,940	11,650	10	12	5,250	4,388
Green Lake																					
Total	1,353	1,440	1,356	110,562	125,913	108,945	1,298	1,377	834,506	683,021	699,619	1,224	1,292	1,364	184,714	179,162	187,590	935	1,087	78,973	79,353
None	—	—	—	—	—	—	5	—	1,169	—	2,242	10	1	9	6,691	300	507	8	6	6,837	275
Under 25	105	95	315	1,670	1,539	9,705	80	75	12,045	6,179	64,758	73	51	315	3,085	2,678	21,935	21	184	965	7,894
25-49	244	235		8,462	7,937		224	217	62,962	34,804		200	187		13,770	10,227		124		4,204	
50-99	567	583	613	37,504	38,247	41,107	554	566	285,764	188,251	277,359	524	542	613	71,441	52,388	69,573	404	507	29,299	26,957
100-199	373	432	369	45,929	52,698	43,800	371	428	347,629	298,628	253,724	354	419	368	66,000	78,568	72,343	321	334	26,929	33,481
200-399	57	87	55	13,597	21,062	12,725	57	83	94,731	118,549	88,746	56	85	55	18,527	29,411	20,092	52	53	8,819	8,976
400 and over	7	8	4	3,400	4,430	1,608	7	8	30,206	36,610	12,790	7	7	4	5,200	5,590	3,140	5	3	1,920	1,770
Iowa																					
Total	2,254	2,407	2,328	176,326	185,414	193,063	2,144	2,364	1,186,497	1,065,518	1,118,163	1,942	2,102	2,323	249,344	231,959	275,947	1,482	1,785	102,809	121,985
None	—	—	—	—	—	—	22	14	7,030	2,899	2,235	22	13	11	11,706	1,085	837	20	8	10,830	550
Under 25	180	156	505	2,659	2,400	15,705	146	144	21,403	12,789	95,487	92	93	493	5,360	3,201	27,474	48	273	2,720	11,779
25-49	443	513		15,579	17,439		409	497	102,836	85,539		339	420		20,843	20,244		202		6,744	
50-99	934	1,031	1,005	61,299	67,410	66,711	890	1,011	410,423	355,034	379,013	822	923	1,002	82,313	85,827	100,612	638	784	31,095	44,472

100-199	595	615	729	72,595	73,994	89,740	578	608	465,865	453,014	500,341	568	568	728	99,879	90,960	121,084	492	632	59,737	53,539
200-399	99	84	88	22,594	19,581	20,507	96	82	163,532	121,311	138,287	96	77	88	27,946	22,200	25,690	82	88	11,683	11,645
400 and over	3	8	1	1,600	4,590	400	3	8	15,608	34,932	2,800	3	8	1	1,297	8,442	250				
Iron																					
Total	253	359	374	10,444	12,884	15,240	245	351	75,778	90,814	125,681	216	294	378	17,852	17,623	25,007	72	143	6,825	9,425
None							5	11	1,525	1,130	992	8	6	6	614	169	931	5	5	446	717
Under 25	111	187	292	1,563	2,495	6,564	101	170	8,766	13,311	53,983	86	134	290	3,452	2,712	10,560	15	87	1,357	2,671
25-49	82	96		2,749	3,099		80	94	17,742	18,694		68	82		3,468	3,248		22		677	
50-99	42	58	60	2,567	3,588	3,608	41	58	13,052	23,209	28,830	37	55	60	4,813	4,097	4,923	22	34	2,509	1,522
100-199	14	13	11	1,615	1,582	1,358	14	13	13,403	12,616	11,153	13	12	11	1,805	2,275	2,423	4	8	180	1,555
200 and over	4	5	11	1,950	2,120	3,710	4	5	21,290	21,854	30,723	4	5	11	3,700	5,122	6,170	4	9	1,656	2,980
Jackson																					
Total	1,887	2,269	2,122	199,104	252,104	217,105	1,791	2,240	1,663,047	1,806,426	1,468,829	1,408	1,916	2,103	208,859	275,334	317,665	944	1,626	86,915	149,116
None							13	6	5,771	2,059	6,149	17	6	21	4,367	546	1,773	22	19	5,515	1,316
Under 25	264	192	496	3,693	2,874	14,503	201	184	22,561	19,212	96,155	137	120	470	8,480	4,276	24,537	49	234	4,883	8,994
25-49	303	325		10,419	11,058		289	317	70,356	64,069		212	256		13,211	12,182		102		5,399	
50-99	463	647	681	30,941	42,476	45,881	445	635	238,228	270,704	292,946	335	543	673	32,880	39,967	65,970	222	511	12,252	28,384
100-199	580	763	696	76,325	100,620	90,259	568	759	625,086	723,901	575,447	458	670	692	78,222	108,454	126,359	340	624	30,164	59,575
200-399	239	298	226	57,876	72,901	56,257	237	296	513,035	555,445	402,363	212	277	226	53,589	83,017	83,756	178	217	21,633	43,165
400-799	34	43	(1)	15,750	20,475	(1)	34	42	139,924	156,036	(1)	33	43	(1)	13,110	25,767	(1)	28	(1)	5,319	(1)
800 and over	4	1	(1)	4,100	1,700	(1)	4	1	48,106	15,000	(1)	4	1	(1)	5,000	1,125	(1)	3	(1)	1,750	(1)
400-699	34	40	19	15,750	18,325	8,605	34	40	139,924	154,741	77,573	33	40	19	13,110	23,317	13,345	28	19	5,319	6,832
700 and over	4	4	2	4,100	3,850	1,600	4	3	48,108	16,295	18,196	4	4	2	5,000	3,575	1,925	3	2	1,750	850
Jefferson																					
Total	2,795	2,984	3,075	322,396	378,310	372,274	2,708	2,926	2,600,852	2,896,138	2,638,390	2,390	2,578	3,071	472,322	520,281	539,101	1,741	2,343	187,628	213,377
None							29	10	19,390	5,990	9,800	37	5	17	12,363	1,068	3,475	32	18	9,772	2,355
Under 25	120	86	388	1,846	1,355	11,390	99	74	14,617	11,738	77,735	63	42	381	5,750	1,982	19,727	22	141	3,652	5,665
25-49	312	264		10,761	9,131		278	247	71,406	68,313		195	167		15,821	8,978		87		6,272	
50-99	792	755	846	53,854	51,345	58,602	761	738	396,520	389,161	403,545	631	623	841	76,295	63,686	89,055	417	586	25,751	30,014
100-199	1,165	1,330	1,371	150,882	173,652	177,353	1,139	1,314	1,193,114	1,346,713	1,214,402	1,069	1,220	1,365	215,274	241,100	256,957	848	1,179	76,580	100,869
200-399	372	499	424	87,686	118,592	100,179	369	493	730,006	885,580	725,336	362	475	421	111,795	174,611	131,286	305	394	42,477	56,159
400-799	30	47	(1)	13,267	21,435	(1)	29	47	132,099	168,493	(1)	30	44	(1)	24,524	26,706	(1)	29	(1)	17,194	(1)
800 and over	4	3	(1)	4,100	2,600	(1)	4	3	43,700	20,150	(1)	3	2	(1)	10,500	2,150	(1)	3	(1)	5,950	(1)
400-699	30	46	37	13,267	20,735	16,210	29	46	132,099	161,493	141,594	30	43	37	24,524	26,306	27,426	29	36	17,194	12,243
700 and over	4	4	9	4,100	3,300	8,540	4	4	43,700	27,150	65,978	3	3	9	10,500	2,550	11,175	3	9	5,950	6,072
Juneau																					
Total	1,846	2,187	1,991	123,761	146,232	139,961	1,749	2,100	908,913	836,858	1,011,134	1,548	1,896	1,982	177,685	199,061	231,416	953	1,362	66,257	103,235
None							8	5	3,252	1,462	13,240	12	9	17	743	530	1,820	10	19	509	1,580
Under 25	273	248	711	4,143	3,801	20,800	230	207	28,574	17,125	157,680	180	182	694	9,050	5,801	38,548	62	326	3,738	13,586
25-49	521	580		18,053	19,452		490	552	123,156	100,529		423	485		28,241	28,762		209		8,050	
50-99	630	883	810	41,054	56,428	52,839	610	871	301,702	311,376	370,906	541	781	803	58,025	76,964	87,559	371	610	21,226	37,784
100-199	360	414	413	43,798	49,631	50,982	351	403	327,478	294,819	351,516	333	380	411	57,404	64,584	80,494	257	357	21,362	38,101
200-399	55	56	53	12,690	13,820	12,840	53	56	96,228	79,188	92,804	52	53	53	16,777	16,240	20,145	38	46	7,402	10,781
400 and over	7	6	4	4,025	3,100	2,500	7	6	28,523	32,359	24,988	7	6	4	7,425	6,380	2,850	6	4	3,990	1,403
Kenosha																					
Total	1,320	1,401	1,128	123,865	133,044	115,212	1,239	1,368	873,710	827,705	795,331	1,140	1,249	1,133	198,687	185,422	188,894	761	780	76,229	73,760
None							13	6	4,496	1,325	3,030	25	4	13	5,371	750	1,375	23	9	3,830	760
Under 25	156	170	275	2,300	2,565	8,021	124	158	12,088	13,391	54,178	98	124	274	5,237	4,363	17,537	26	91	2,075	4,949
25-49	253	284		8,546	9,260		224	274	55,930	51,939		204	243		18,266	13,341		83		6,295	
50-99	390	426	381	25,385	27,667	24,992	377	416	155,074	164,329	174,105	336	388	376	41,577	38,067	39,998	220	264	14,370	12,757
100-199	363	349	332	47,069	44,463	42,838	347	343	335,949	269,154	280,861	324	328	331	72,733	62,333	65,514	272	287	27,891	27,117
200-399	148	147	123	35,355	35,709	29,636	144	146	271,410	257,861	207,005	143	138	122	48,418	48,503	45,395	128	113	19,428	19,687
400 and over	10	25	17	5,210	13,380	9,725	10	25	38,763	69,706	76,152	10	24	17	7,085	18,065	19,075	9	16	2,342	8,510

[1] Comparison with later censuses may be found in groups below beginning with 400-699.

459964 O - 42 - 43

COUNTY TABLE 1.—CHICKENS ON FARMS 1940, 1935, AND 1930; CHICKEN EGGS PRODUCED AND CHICKENS RAISED 1939, 1934, AND 1929; AND CHICKENS SOLD, 1939 AND 1929; CLASSIFIED BY NUMBER ON HAND—Continued

(Chickens on hand over 4 months old Apr. 1, 1940 and over 3 months old Jan. 1, 1935 and Apr. 1, 1930)

STATE OR COUNTY AND NUMBER OF CHICKENS ON HAND	CHICKENS ON HAND						CHICKEN EGGS PRODUCED					CHICKENS RAISED						CHICKENS SOLD			
	Farms reporting			Number			Farms reporting		Dozens			Farms reporting			Number			Farms reporting		Number	
	1940 (Apr. 1)	1935 (Jan. 1)	1930 (Apr. 1)	1940 (Apr. 1)	1935 (Jan. 1)	1930 (Apr. 1)	1939	1934	1939	1934	1929	1939	1934	1929	1939	1934	1929	1939	1929	1939	1929
WISCONSIN—Con.																					
Kewaunee																					
Total	1,797	1,936	1,914	146,094	185,479	148,986	1,750	1,911	1,095,157	1,268,856	989,604	1,484	1,693	1,911	158,139	211,959	171,882	633	808	40,495	36,596
None	———	———	———	———	———	———	8	2	4,016	1,800	530	5	-----	2	405	———	109	2	3	145	114
Under 25	135	67	427	1,982	1,011	13,778	118	61	10,849	5,943	86,091	65	27	425	3,302	744	17,379	12	79	1,457	1,719
25-49	353	279		12,507	9,791		336	274	67,792	62,762		252	192		12,029	8,990		46		2,308	
50-99	729	779	971	48,365	53,535	65,603	715	770	321,351	345,105	423,842	625	699	968	54,985	59,172	75,190	246	381	12,215	12,802
100-199	493	652	468	61,468	82,430	56,210	486	646	514,940	567,007	371,132	453	619	468	66,171	94,181	64,160	271	304	16,477	16,808
200-399	82	153	43	19,072	35,812	10,370	82	152	153,418	261,559	80,488	79	150	43	18,847	44,731	11,694	51	38	5,443	4,528
400 and over	5	6	5	2,700	2,900	3,025	5	6	22,791	24,680	27,521	5	6	5	2,400	4,141	3,350	5	3	2,450	625
La Crosse																					
Total	1,482	1,627	1,613	157,590	175,303	145,086	1,440	1,612	1,410,331	1,279,122	924,722	1,282	1,471	1,586	217,160	261,645	212,213	1,007	1,170	102,685	95,579
None	———	———	———	———	———	———	15	5	7,115	655	5,130	14	4	12	3,900	257	845	20	10	3,581	623
Under 25	88	81	370	1,420	1,221	10,887	71	70	10,579	6,623	64,134	74	56	348	4,660	2,406	17,265	24	149	2,184	5,613
25-49	208	224		7,223	7,755		193	220	58,241	43,988		172	185		11,873	12,050		84		4,763	
50-99	458	575	655	30,338	38,412	44,705	444	574	252,391	248,147	266,601	361	518	642	41,309	56,937	63,404	286	501	16,609	26,525
100-199	544	568	486	69,269	72,321	60,903	533	564	583,933	530,120	384,693	484	534	482	91,036	101,364	86,458	431	416	43,216	41,495
200-399	164	143	89	39,280	34,830	21,941	164	143	388,322	276,924	152,065	157	138	89	49,287	53,224	31,091	143	82	22,400	15,483
400 and over	20	36	(1)	10,060	20,764	(1)	20	36	109,750	172,665	(1)	20	36	(1)	15,095	35,407	(1)	19	(1)	9,932	(1)
400-699	16	28	12	7,260	13,640	5,650	16	28	73,550	115,268	40,099	16	28	12	9,695	22,540	11,150	15	11	5,025	5,040
700 and over	4	8	1	2,800	7,124	1,000	4	8	36,200	57,397	12,000	4	8	1	5,400	12,867	2,000	4	1	4,907	800
Lafayette																					
Total	2,137	2,246	2,177	190,883	203,102	218,057	2,020	2,233	1,058,129	909,933	1,170,948	1,875	2,080	2,167	244,791	240,530	291,529	1,497	1,868	100,090	147,354
None	———	———	———	———	———	———	14	10	5,977	1,718	2,350	16	8	10	1,424	550	1,842	14	10	705	1,095
Under 25	109	94	289	1,604	1,473	8,918	84	89	8,877	7,893	53,193	61	66	282	2,911	1,919	15,349	32	172	1,311	7,436
25-49	310	311		10,702	10,464		275	304	56,538	48,845		226	256		11,999	12,242		126		3,749	
50-99	792	849	767	52,907	56,089	52,796	747	841	290,382	254,433	285,612	697	788	760	70,734	64,625	73,641	541	642	28,066	37,019
100-199	801	869	973	97,172	106,509	121,868	778	866	564,402	474,211	637,850	755	840	967	126,006	128,129	158,407	672	903	52,885	80,336
200 and over	125	123	148	28,498	28,567	34,475	122	123	161,953	122,833	191,943	120	122	148	31,717	33,065	42,290	112	141	13,374	21,468
Langlade																					
Total	1,287	1,725	1,449	48,649	64,399	55,569	1,205	1,637	432,480	393,613	431,403	1,116	1,509	1,400	86,912	97,044	84,674	455	554	24,122	22,608
None	———	———	———	———	———	———	6	15	750	2,442	2,575	4	19	9	133	931	541	3	7	79	337
Under 25	477	589	1,086	7,173	8,615	28,478	423	511	60,379	53,462	223,527	364	430	1,036	13,751	13,670	43,690	82	332	2,192	9,502
25-49	516	760		16,731	24,974		491	726	144,125	142,960		463	686		28,644	37,162		178		5,568	
50-99	216	324	300	13,144	19,715	18,059	207	317	117,528	117,723	136,753	207	308	293	21,315	28,809	27,020	127	163	5,638	7,023
100-199	64	57	53	7,640	6,930	6,517	64	53	67,152	41,348	49,479	64	53	52	15,041	9,997	9,896	51	44	6,436	4,236
200 and over	14	15	10	3,961	4,165	2,515	14	15	42,546	35,678	19,069	14	13	10	8,028	6,475	6,527	14	8	4,209	1,510
Lincoln																					
Total	1,390	1,559	1,429	47,044	56,825	57,735	1,316	1,465	395,791	358,536	426,345	1,181	1,291	1,398	93,246	79,398	80,856	446	662	32,153	25,981
None	———	———	———	———	———	———	19	23	9,555	2,510	4,272	29	30	25	11,855	3,489	1,101	18	26	8,199	982
Under 25	580	578	1,032	8,121	8,782	27,303	519	505	65,894	53,040	210,467	431	383	980	17,800	11,048	38,209	91	372	4,464	9,659
25-49	533	609		17,325	20,012		506	584	142,980	118,983		458	539		25,556	26,227		174		5,267	

50-99	223	305	325	13,412	18,513	20,183	219	291	104,941	113,357	143,476	210	275	321	23,032	24,566	26,096	126	209	7,474	8,458
100-199	43	56	61	5,151	6,724	7,609	43	52	42,620	43,761	49,954	42	53	61	8,628	10,371	10,030	29	44	3,140	4,102
200-399	8	10	9	1,735	2,394	1,840	7	9	18,461	21,813	12,328	8	10	9	3,675	2,897	3,920	5	9	1,609	1,820
400 and over	3	1	2	1,300	400	800	3	1	11,340	5,072	5,848	3	1	2	2,700	800	1,500	3	2	2,000	960
Manitowoc																					
Total	3,169	3,593	3,590	235,520	326,220	285,265	3,077	3,546	2,020,729	2,514,198	2,064,166	2,556	3,093	3,558	288,411	431,531	370,722	1,369	2,026	101,962	120,186
None							27	5	16,253	1,010	4,880	29	3	6	3,424	290	860	25	6	2,837	443
Under 25	330	227	978	5,165	3,559	31,835	295	215	39,697	24,562	240,378	179	116	959	6,733	4,218	46,734	44	334	2,114	9,628
25-49	881	748		30,422	26,098		840	736	231,379	179,982		643	579		34,999	30,300		209		9,184	
50-99	1,188	1,441	1,718	77,648	95,605	114,549	1,157	1,426	617,509	715,635	825,861	1,006	1,283	1,705	95,053	118,085	141,206	559	972	25,031	35,765
100-199	603	879	728	75,059	110,446	89,383	594	868	665,140	856,274	624,783	542	825	723	90,697	139,347	114,207	393	565	34,634	42,229
200-399	139	243	137	33,140	59,048	33,193	136	242	312,661	500,993	253,145	129	233	136	41,080	85,061	48,018	116	126	18,926	23,414
400 and over	28	55	(1)	14,086	31,464	(1)	28	54	138,090	235,742	(1)	28	54	(1)	16,425	54,230	(1)	23	(1)	9,236	(1)
400-699	24	44	23	11,136	21,186	10,855	24	44	99,396	161,504	76,399	24	43	23	13,425	33,355	13,897	19	18	7,686	7,317
700 and over	4	11	6	2,950	10,278	5,450	4	10	38,694	74,238	38,720	4	11	6	3,000	20,875	5,800	4	5	1,550	1,390
Marathon																					
Total	5,352	6,071	5,845	265,278	323,476	312,715	5,104	5,874	1,815,219	2,079,233	2,076,804	4,390	4,936	5,815	378,403	415,072	474,868	1,	76	105,275	159,135
None							38	40	6,198	11,003	2,545	45	29	24	3,501	1,816	1,638	36	24	2,343	931
Under 25	1,388	1,221	3,436	21,073	19,449	99,122	1,254	1,101	126,685	119,153	662,884	913	837	3,392	33,705	28,474	154,524	180	1,191	6,354	33,787
25-49	1,945	2,397		64,303	79,956		1,860	2,326	408,004	448,365		1,628	1,941		95,854	100,637		534		17,985	
50-99	1,434	1,723	1,745	90,360	107,061	111,313	1,379	1,697	590,622	652,367	727,918	1,264	1,464	1,738	125,532	131,902	156,458	679	1,091	32,699	49,441
100-199	484	571	537	59,247	70,238	66,477	474	556	440,587	479,002	432,674	442	515	534	76,952	87,996	100,797	305	453	26,198	42,622
200-399	83	132	108	20,085	31,477	25,807	81	129	148,642	266,428	179,256	80	124	108	28,984	44,057	42,526	58	99	11,987	20,888
400-799	15	22	(1)	7,450	10,665	(1)	15	20	66,066	64,992	(1)	15	21	(1)	10,750	14,400	(1)	14	(1)	7,709	(1)
800 and over	3	5	(1)	2,760	4,650	(1)	3	5	28,417	37,923	(1)	3	5	(1)	3,125	5,790	(1)				
400-699	15	22	16	7,450	10,665	7,796	15	20	66,066	64,992	55,192	15	21	16	10,750	14,400	13,200	14	18	7,709	11,466
700 and over	3	5	3	2,760	4,650	2,200	3	5	28,417	37,923	16,335	3	5	3	3,125	5,790	5,725				
Marinette																					
Total	2,131	2,523	2,077	102,074	123,203	108,805	2,024	2,440	685,585	711,654	824,545	1,912	2,222	2,071	170,850	172,853	177,975	743	1,054	50,714	65,026
None							20	21	5,022	2,231	7,187	29	19	24	4,397	1,697	2,281	19	23	4,671	1,828
Under 25	594	615	1,220	8,840	9,350	34,129	517	556	48,610	51,126	253,521	455	457	1,199	18,585	17,085	60,989	79	471	3,301	18,548
25-49	774	963		25,840	31,966		742	935	159,584	184,727		703	874		46,001	47,168		243		8,795	
50-99	530	718	638	33,274	44,289	40,180	517	704	208,882	247,769	298,193	498	658	631	52,745	58,780	62,802	245	397	13,856	21,359
100-199	186	172	181	22,018	20,858	21,323	183	169	169,891	128,213	152,300	181	163	180	33,107	28,402	33,883	122	129	13,816	14,898
200-399	43	44	28	10,275	10,760	6,653	41	44	79,534	66,898	55,504	42	41	27	14,930	13,904	9,450	35	34	6,275	8,393
400 and over	4	11	10	1,827	6,000	6,520	4	11	16,062	30,690	57,840	4	10	10	1,085	5,817	8,570				
Marquette																					
Total	1,196	1,327	1,251	99,018	113,979	108,268	1,138	1,307	789,444	746,629	725,358	1,087	1,248	1,252	154,731	160,432	154,676	729	1,014	45,964	72,936
None							7	1	2,435	750	275	7	2	3	900	160	250	7	2	545	145
Under 25	91	56	246	1,501	981	7,987	74	50	12,006	6,657	53,879	66	33	244	3,256	1,403	14,834	17	152	1,487	5,566
25-49	228	218		7,886	7,658		210	211	56,117	50,898		187	196		12,032	11,939		91		3,562	
50-99	460	571	537	30,660	38,005	38,140	438	564	242,708	228,580	236,013	426	546	537	42,823	54,443	52,365	286	432	12,258	22,334
100-199	361	414	404	44,767	50,800	48,431	355	413	358,055	329,506	311,993	345	406	404	60,031	70,596	66,965	280	366	21,418	32,808
200-399	51	66	61	11,604	15,235	13,860	49	66	94,083	118,313	102,498	51	63	61	13,859	20,441	17,862	44	59	5,194	9,633
400 and over	5	2	3	2,600	1,300	1,850	5	2	24,060	11,925	20,700	5	2	3	1,830	1,450	2,400	4	3	1,500	2,450
Milwaukee																					
Total	1,251	1,443	1,434	72,757	89,568	83,617	1,192	1,368	532,270	480,609	539,563	1,102	1,268	1,404	139,427	139,636	146,766	528	643	52,878	49,085
None							24	2	4,331	220	4,355	29	5	7	1,696	303	1,753	15	6	1,235	1,175
Under 25	347	335	766	5,050	4,898	20,484	297	294	28,918	21,459	132,955	247	244	739	12,912	9,161	39,079	51	204	3,192	8,710
25-49	377	466		12,560	15,175		355	441	80,321	68,025		335	419		25,344	23,765		125		6,790	
50-99	324	416	481	20,048	26,202	30,199	314	406	125,107	104,376	179,784	298	385	472	36,090	39,505	50,680	177	286	12,269	16,496
100-199	152	164	143	18,970	19,968	17,340	151	163	142,721	95,877	106,016	144	157	142	34,630	32,962	28,945	117	110	14,454	10,580
200-399	43	45	33	9,888	10,381	8,484	43	45	85,524	51,605	58,613	41	44	33	19,265	14,980	16,124	37	26	9,866	6,765
400 and over	8	17	(1)	6,241	12,944	(1)	8	17	65,348	141,047	(1)	8	16	(1)	9,490	18,960	(1)	6	(1)	5,072	(1)
400-699	5	10	8	2,200	5,500	3,610	5	10	18,605	53,030	25,990	5	9	8	4,290	8,210	7,275	3	8	2,172	3,559
700 and over	3	7	3	4,041	7,444	3,500	3	7	46,743	88,017	31,850	3	7	3	5,200	10,750	2,910	3	3	2,900	1,800

[1] Comparison with later censuses may be found in groups below beginning with 400-699.

COUNTY TABLE 1.—CHICKENS ON FARMS 1940, 1935, AND 1930; CHICKEN EGGS PRODUCED AND CHICKENS RAISED 1939, 1934, AND 1929; AND CHICKENS SOLD, 1939 AND 1929; CLASSIFIED BY NUMBER ON HAND—Continued

(Chickens on hand over 4 months old Apr. 1, 1940 and over 3 months old Jan. 1, 1935 and Apr. 1, 1930)

STATE OR COUNTY AND NUMBER OF CHICKENS ON HAND	CHICKENS ON HAND						CHICKEN EGGS PRODUCED					CHICKENS RAISED						CHICKENS SOLD			
	Farms reporting			Number			Farms reporting		Dozens			Farms reporting			Number			Farms reporting		Number	
	1940 (Apr. 1)	1935 (Jan. 1)	1930 (Apr. 1)	1940 (Apr. 1)	1935 (Jan. 1)	1930 (Apr. 1)	1939	1934	1939	1934	1929	1939	1934	1929	1939	1934	1929	1939	1929	1939	1929
WISCONSIN—Con.																					
Monroe																					
Total	2,902	3,268	3,083	253,728	281,738	255,631	2,807	3,219	1,836,870	1,897,677	1,833,508	2,547	2,809	3,057	334,288	349,195	379,295	1,763	2,229	139,185	174,004
None							39	22	20,078	6,449	7,933	37	17	21	5,813	1,996	1,646	38	21	5,420	1,393
Under 25	274	274	800	3,995	3,995	23,723	227	245	24,889	23,015	174,270	183	165	765	8,986	4,541	40,598	61	374	4,721	16,466
25-49	535	630		18,507	21,577		498	608	111,866	131,705		421	501		26,253	25,080		205		9,188	
50-99	1,006	1,164	1,236	66,615	75,925	83,038	969	1,147	470,361	464,336	591,028	873	1,018	1,229	90,949	91,962	123,903	598	912	33,414	52,942
100-199	887	976	906	112,088	122,763	112,276	877	973	832,908	846,561	799,693	839	892	902	141,283	147,879	159,567	689	793	57,892	75,274
200-399	179	208	131	42,356	49,061	30,234	176	208	297,293	367,499	220,656	173	200	130	50,847	69,012	42,181	154	119	24,160	21,129
400 and over	21	16	(1)	10,167	8,417	(1)	21	16	79,475	58,112	(1)	21	16	(1)	10,157	8,725	(1)	18	(1)	4,390	(1)
400-699	18	13	8	7,967	6,017	3,260	18	13	66,675	44,366	25,428	18	13	8	7,557	6,325	6,100	18	10	4,390	6,800
700 and over	3	3	2	2,200	2,400	3,100	3	3	12,800	13,746	14,500	3	3	2	2,600	2,400	5,300				
Oconto																					
Total	2,613	2,880	2,579	139,341	163,350	142,336	2,501	2,813	934,414	949,010	1,050,822	2,338	2,515	2,594	206,450	187,092	197,600	1,076	1,324	67,406	60,909
None							27	15	4,486	4,729	2,979	41	18	20	5,830	1,110	1,936	20	15	3,338	1,164
Under 25	539	430	1,293	8,062	6,732	38,641	472	392	52,918	36,437	275,520	403	285	1,289	14,100	8,193	58,307	96	472	3,978	13,875
25-49	861	987		28,843	32,979		825	966	183,243	173,218		773	862		44,810	39,813		294		11,590	
50-99	870	1,052	968	55,270	67,098	61,015	837	1,034	360,851	374,550	446,541	796	968	968	74,685	76,647	81,925	438	583	21,788	24,829
100-199	307	363	282	37,306	43,767	33,165	305	358	263,340	273,970	251,237	291	338	281	52,145	49,047	43,057	199	222	18,764	16,080
200-399	31	44	33	7,060	10,899	8,215	30	44	51,339	78,726	62,917	29	40	33	8,790	10,657	10,775	29	32	7,948	4,961
400 and over	5	4	3	2,800	1,875	1,300	5	4	18,237	7,380	11,628	5	4	3	6,090	1,625	1,600				
Oneida																					
Total	517	703	617	24,741	27,649	27,395	486	664	175,790	188,743	208,535	477	618	617	54,362	52,625	57,043	182	285	21,848	24,523
None							11	11	1,510	795	3,651	23	7	8	3,061	278	355	16	4	1,825	268
Under 25	204	259	443	2,986	3,850	11,307	175	223	19,153	23,840	83,014	165	205	438	7,312	8,594	20,961	29	154	1,913	5,627
25-49	176	271		5,709	8,759		169	262	36,285	59,713		160	249		11,928	15,193		48		2,688	
50-99	84	130	125	5,045	7,828	7,835	80	127	28,482	52,714	53,626	79	117	122	10,457	13,352	14,453	46	87	3,755	6,500
100-199	33	33	35	4,201	4,007	4,478	31	31	28,914	23,128	36,233	31	31	35	7,087	8,058	10,699	27	28	3,658	4,433
200-399	16	8	13	4,200	2,005	2,975	16	8	30,356	18,323	22,636	15	7	13	8,517	5,850	7,875	12	11	4,809	4,975
400 and over	4	2	1	2,600	1,200	800	4	2	31,090	10,230	9,375	4	2	1	6,000	1,300	2,700	4	1	3,200	2,700
Outagamie																					
Total	2,939	3,380	3,220	226,970	286,144	232,146	2,784	3,296	1,603,513	2,125,663	1,543,667	2,425	2,707	3,218	308,628	389,383	370,211	1,299	1,898	114,646	118,487
None							26	13	19,075	3,905	7,583	30	8	19	8,140	615	3,468	31	15	7,204	1,608
Under 25	328	310	1,074	4,843	4,684	31,499	263	282	26,783	40,119	209,916	180	151	1,060	8,422	5,243	70,744	46	372	4,179	12,524
25-49	677	786		22,968	26,541		624	755	142,424	184,214		492	551		31,792	27,421		204		9,783	
50-99	1,015	1,165	1,374	66,917	76,491	90,937	973	1,141	423,545	530,689	618,331	873	986	1,367	87,270	92,724	132,901	446	894	26,009	42,060
100-199	776	894	663	95,455	111,900	80,326	758	882	699,082	840,870	487,947	714	800	663	124,123	159,087	112,147	470	525	45,139	38,917
200-399	129	191	97	30,312	45,943	22,525	127	189	235,920	360,997	159,350	123	179	97	39,031	70,125	35,676	89	82	16,123	15,730
400 and over	14	34	12	6,475	20,585	6,859	13	34	56,684	164,869	60,540	13	32	12	9,850	34,168	15,275	13	10	6,209	7,648
Ozaukee																					
Total	1,343	1,526	1,462	136,112	158,793	131,307	1,309	1,501	1,158,585	1,035,304	1,008,545	1,144	1,263	1,460	199,671	226,297	196,312	665	940	79,890	72,132
None							15	7	9,581	1,032	350	14	2	3	2,311	60	466	13	2	1,851	510
Under 25	131	115	322	1,909	1,757	9,988	110	107	15,237	9,756	79,216	60	65	320	3,459	2,741	15,773	17	111	1,333	4,138
25-49	238	248		8,046	8,263		224	238	64,492	49,454		179	176		12,914	11,506		42		4,904	

50-99	417	490	610	27,600	32,350	40,850	411	482	225,580	198,017	310,089	371	404	608	37,489	42,044	58,228	182	405	9,475	19,701
100-199	397	495	441	50,594	65,308	54,964	389	490	432,367	418,283	421,614	366	452	440	67,624	98,242	79,868	278	349	25,467	29,561
200-399	134	155	80	32,413	37,905	19,275	134	154	269,837	261,205	140,649	128	141	80	45,258	52,339	29,677	107	65	19,164	12,991
400-799	22	21	(1)	10,650	10,310	(1)	22	21	96,941	76,457	(1)	22	21	(1)	19,466	13,965	(1)	22	(1)	10,821	(1)
800 and over	4	2	(1)	4,900	2,900	(1)	4	2	44,550	21,100	(1)	4	.2	(1)	11,150	5,400	(1)	4	(1)	6,875	(1)
400-699	20	20	7	9,150	9,610	3,030	20	20	80,841	75,582	27,226	20	20	7	17,916	13,165	4,900	20	6	10,286	2,062
700-999	3	1	———	2,400	700	———	3	1	27,350	875	———	3	1	———	2,800	800	———	3	———	1,185	———
1000 and over	3	2	2	4,000	2,900	3,200	3	2	33,300	21,100	29,401	3	2	2	9,900	5,400	7,400	3	2	6,225	3,169
Pepin																					
Total	843	951	897	96,691	107,871	92,911	805	945	794,265	654,091	589,362	715	834	879	119,016	131,867	133,277	548	727	50,036	56,992
None	———	———	———	———	———	———	9	7	5,599	794	3,719	9	1	3	1,520	50	750	11	4	1,812	465
Under 25	59	53	168	847	696	5,063	48	49	6,480	6,680	34,758	33	28	151	1,229	1,228	7,210	15	80	602	2,282
25-49	106	139		3,600	4,771		93	134	21,757	24,242		83	119		4,185	5,050		36		1,014	
50-99	212	277	278	13,798	18,115	18,566	200	274	96,969	98,925	112,618	163	235	275	15,671	19,431	29,380	116	218	5,574	11,571
100-199	327	320	347	42,408	41,569	44,636	321	319	334,348	247,762	274,306	297	300	346	53,317	51,117	63,161	251	326	21,041	27,077
200-399	126	148	101	29,763	35,770	23,246	122	148	259,006	230,836	154,171	119	137	101	35,384	45,171	31,076	107	96	16,384	14,547
400 and over	13	14	3	6,275	6,950	1,400	12	14	70,106	44,852	9,790	11	14	3	7,710	9,820	1,700	12	3	3,609	1,050
Pierce																					
Total	2,483	2,795	2,836	313,501	298,017	274,222	2,390	2,738	2,716,754	2,133,972	1,982,343	2,036	2,341	2,823	432,973	409,331	423,194	1,472	2,155	186,305	202,640
None	———	———	———	———	———	———	16	30	11,170	17,646	6,720	19	17	14	5,268	1,990	1,532	18	13	4,308	1,105
Under 25	116	162	567	1,694	2,565	17,446	84	141	10,697	20,752	127,508	41	85	556	2,127	2,916	30,319	21	250	1,384	10,775
25-49	279	381		9,625	12,948		259	362	66,977	84,677		186	261		11,390	13,457		67		2,729	
50-99	620	935	1,081	42,170	62,242	72,958	592	907	323,708	401,318	505,146	471	781	1,072	50,157	75,922	109,584	286	819	17,481	48,463
100-199	1,018	971	958	134,996	124,093	120,701	992	955	1,157,519	842,186	863,997	887	867	952	194,019	172,205	183,664	718	856	84,537	89,334
200-399	391	308	197	94,481	75,244	45,612	388	305	851,793	552,882	315,249	375	293	196	130,959	107,061	70,240	316	185	58,661	34,958
400-799	55	35	(1)	26,235	17,125	(1)	55	35	245,594	180,344	(1)	53	34	(1)	31,453	25,580	(1)	43	(1)	15,655	(1)
800 and over	4	3	(1)	4,300	3,800	(1)	4	3	49,296	34,167	(1)	4	3	(1)	7,600	10,200	(1)	3	(1)	1,550	(1)
400-699	54	33	29	25,485	15,675	13,505	54	33	239,354	166,625	115,211	52	32	29	30,953	23,330	18,655	42	28	15,055	11,505
700-999	1	2	2	750	1,450	1,400	1	2	6,240	13,719	22,000	1	2	2	500	2,250	1,800	1	2	600	700
1000 and over	4	3	2	4,300	3,800	2,600	4	3	49,296	34,167	26,512	4	3	2	7,600	10,200	7,400	3	2	1,550	5,800
Polk																					
Total	3,085	3,743	3,741	275,336	332,089	300,210	2,832	3,609	2,348,213	2,765,115	2,340,716	2,469	2,786	3,746	356,726	405,532	460,308	1,206	2,502	134,652	206,250
None	———	———	———	———	———	———	31	53	15,143	30,145	10,057	31	39	29	4,491	3,591	2,796	27	30	2,579	2,090
Under 25	378	366	1,245	5,323	5,522	36,221	287	298	41,299	44,452	271,911	204	182	1,234	9,933	6,997	61,816	35	519	4,287	20,061
25-49	806	807		20,607	27,565		525	757	140,868	198,938		425	524		22,787	28,020		121		5,000	
50-99	989	1,258	1,401	66,177	81,819	93,028	919	1,209	501,900	612,482	695,193	806	929	1,395	84,235	84,584	139,193	356	1,000	23,462	57,217
100-199	864	969	872	109,387	122,575	108,669	831	953	945,072	1,010,875	831,887	786	805	867	139,140	149,079	161,750	480	746	49,648	75,046
200-399	209	305	193	50,206	73,598	47,107	200	302	461,140	645,782	391,678	200	270	191	62,261	95,216	72,623	155	179	27,975	39,021
400-799	32	32	(1)	15,636	14,810	(1)	32	31	152,387	140,889	(1)	30	31	(1)	20,779	25,145	(1)	25	(1)	12,119	(1)
800 and over	7	6	(1)	8,000	6,200	(1)	7	6	90,404	81,552	(1)	7	6	(1)	13,100	10,900	(1)	7	(1)	9,582	(1)
400-699	28	31	26	12,836	14,110	11,485	28	30	128,005	137,848	100,290	27	30	26	18,579	24,545	16,430	23	24	10,689	8,380
700-999	6	4	3	4,500	3,100	2,400	6	4	55,511	25,571	21,700	5	4	3	3,300	4,900	4,300	4	3	3,080	3,715
1000 and over	5	3	1	6,300	3,800	1,300	5	3	59,275	59,022	18,000	5	3	1	12,000	6,600	1,400	5	1	7,932	700
Portage																					
Total	2,515	2,914	2,782	132,210	159,101	151,745	2,393	2,816	903,522	938,215	1,062,027	2,201	2,569	2,784	193,949	204,476	225,545	1,030	1,436	56,323	71,820
None	———	———	———	———	———	———	9	7	2,096	755	1,915	11	12	12	828	745	498	11	11	647	483
Under 25	511	484	1,476	7,903	7,453	42,283	448	436	42,337	37,277	302,384	373	350	1,472	16,050	10,613	69,584	76	515	2,603	14,901
25-49	924	1,070		31,363	35,931		884	1,034	183,129	192,104		820	950		52,206	48,895		295		10,394	
50-99	766	993	979	48,431	62,214	63,856	746	975	314,925	354,850	420,049	703	914	973	70,200	77,221	91,935	417	625	19,588	28,167
100-199	264	307	285	31,646	36,547	34,341	259	304	249,856	226,451	250,496	246	286	285	41,629	44,422	47,644	190	246	16,839	20,048
200-399	44	52	38	10,192	12,521	9,315	41	52	82,039	90,388	70,559	42	49	38	10,586	16,035	13,284	35	35	4,652	7,106
400 and over	6	8	4	2,675	4,435	1,950	6	8	29,140	36,390	16,624	6	8	4	2,450	6,545	2,600	6	4	1,600	1,115
Price																					
Total	1,487	1,741	1,494	51,263	64,386	57,528	1,373	1,635	367,784	427,505	461,229	1,280	1,477	1,503	82,509	89,338	90,191	302	536	20,942	30,595
None	———	———	———	———	———	———	17	34	3,607	4,182	5,538	28	36	21	3,290	1,850	905	17	25	2,467	932
Under 25	721	760	1,183	10,736	11,092	29,519	625	665	71,378	64,800	222,511	573	568	1,172	18,098	15,507	44,429	63	320	2,871	8,856
25-49	505	658		16,280	20,975		480	626	111,505	125,889		439	587		23,952	26,358		96		3,446	

[1] Comparison with later censuses may be found in groups below beginning with 400-699.

COUNTY TABLE 1.—CHICKENS ON FARMS 1940, 1935, AND 1930; CHICKEN EGGS PRODUCED AND CHICKENS RAISED 1939, 1934, AND 1929; AND CHICKENS SOLD, 1939 AND 1929; CLASSIFIED BY NUMBER ON HAND—Continued

(Chickens on hand over 4 months old Apr. 1, 1940 and over 3 months old Jan. 1, 1935 and Apr. 1, 1930)

STATE OR COUNTY AND NUMBER OF CHICKENS ON HAND	CHICKENS ON HAND						CHICKEN EGGS PRODUCED					CHICKENS RAISED						CHICKENS SOLD			
	Farms reporting			Number			Farms reporting		Dozens			Farms reporting			Number			Farms reporting		Number	
	1940 (Apr.1)	1935 (Jan.1)	1930 (Apr.1)	1940 (Apr. 1)	1935 (Jan. 1)	1930 (Apr. 1)	1939	1934	1939	1934	1929	1939	1934	1929	1939	1934	1929	1939	1929	1939	1929
WISCONSIN—Con.																					
Price—Continued																					
50-99	182	217	243	11,085	12,993	14,799	175	208	78,788	81,791	124,349	164	194	242	16,323	17,092	23,531	67	132	3,691	8,752
100-199	56	73	44	6,897	9,232	5,602	53	69	56,806	69,406	47,114	53	63	44	10,939	12,110	9,529	41	37	4,922	6,286
200-399	19	28	20	4,465	7,319	5,408	19	28	30,400	59,017	45,207	19	27	20	7,482	12,767	8,299	14	18	2,045	3,469
400 and over	4	5	4	1,800	2,775	2,200	4	5	15,300	22,420	16,510	4	4	4	2,425	3,654	3,500	4	4	1,500	2,300
Racine																					
Total	1,770	1,988	1,742	191,479	205,670	177,320	1,674	1,896	1,537,688	1,387,833	1,136,533	1,534	1,732	1,731	339,519	311,325	299,016	1,118	1,241	154,557	131,467
None	------	------	-----	--------	--------	--------	26	6	12,296	2,144	2,643	28	10	10	5,505	1,480	1,360	22	11	3,892	864
Under 25	169	164	396	2,453	2,474	11,586	130	128	16,631	19,909	75,493	94	87	384	22,415	3,603	23,613	25	159	12,952	7,330
25-49	290	346		9,992	11,658		255	323	59,894	72,385		221	269		17,654	16,828		107		5,489	
50-99	497	633	635	32,587	40,714	41,933	467	613	225,936	260,064	260,418	427	569	628	57,558	55,808	72,212	290	441	20,539	29,220
100-199	550	575	531	70,795	72,168	67,411	532	561	533,937	476,485	406,557	511	543	530	122,689	107,759	114,213	440	461	55,373	51,091
200-399	234	222	142	58,017	53,687	35,624	234	219	508,280	371,978	240,335	225	208	141	85,883	82,480	56,603	204	133	40,930	28,360
400-799	26	43	(1)	12,385	20,141	(1)	26	41	103,227	140,708	(1)	25	41	(1)	21,915	34,167	(1)	26	(1)	11,072	(1)
800 and over	4	5	(1)	5,250	4,828	(1)	4	5	77,487	44,160	(1)	3	5	(1)	5,900	9,200	(1)	4	(1)	4,310	(1)
400-699	24	41	29	10,985	18,741	13,466	24	39	93,041	128,208	92,965	23	39	29	19,815	32,317	20,065	24	28	10,275	10,137
700-999	3	6	7	2,250	4,863	5,300	3	6	18,821	40,660	41,922	2	6	7	2,100	8,050	6,550	3	6	1,407	2,365
1000 and over	3	1	2	4,400	1,365	2,000	3	1	68,852	16,000	16,200	3	1	2	5,900	3,000	4,400	3	2	3,700	2,100
Richland																					
Total	2,147	2,349	2,320	120,337	144,619	147,596	1,851	2,305	776,563	714,821	839,485	1,835	2,139	2,318	177,014	189,961	215,863	1,177	1,673	65,158	96,726
None	------	------	-----	--------	--------	--------	18	20	5,180	4,151	4,119	23	15	13	4,434	1,031	1,303	24	10	3,614	638
Under 25	351	257	920	5,557	3,966	27,995	244	221	29,007	17,180	165,658	225	181	911	9,786	5,918	45,994	99	495	3,409	18,691
25-49	707	704		24,157	24,509		596	686	145,056	115,133		603	619		39,075	34,672		341		12,666	
50-99	787	997	1,001	49,529	63,341	65,886	711	988	300,426	293,943	350,828	703	940	996	68,085	84,097	96,027	489	802	22,724	42,334
100-199	273	343	354	32,911	41,073	42,613	254	342	220,487	209,118	248,119	253	338	354	43,376	52,086	58,151	199	326	16,245	27,613
200-399	24	45	42	5,298	10,400	9,706	23	45	42,117	67,376	60,801	23	43	41	7,958	11,017	12,363	21	38	3,550	6,400
400 and over	5	3	3	2,885	1,330	1,396	5	3	34,290	7,920	9,960	5	3	3	4,300	1,140	2,025	4	2	2,950	1,050
Rock																					
Total	3,014	3,307	3,209	293,577	324,563	328,563	2,802	3,168	2,109,261	1,964,220	2,090,099	2,557	2,644	3,189	461,857	427,702	505,483	1,863	2,495	212,999	226,493
None	------	------	-----	--------	--------	--------	26	13	17,082	4,849	8,382	34	10	13	16,810	1,672	2,048	26	10	13,746	1,711
Under 25	236	240	558	3,220	3,566	16,208	158	185	20,884	23,285	110,710	119	111	540	8,566	5,106	31,140	41	249	4,061	10,943
25-49	458	518		15,627	17,460		407	476	94,015	93,402		323	352		28,621	18,688		159		12,203	
50-99	988	1,098	1,097	65,694	71,242	74,008	925	1,072	413,686	404,864	447,033	849	868	1,088	98,665	87,569	118,814	590	833	39,552	49,364
100-199	1,013	1,110	1,230	126,205	138,734	154,427	972	1,085	913,209	835,518	946,329	927	987	1,225	195,050	187,593	227,293	778	1,105	88,698	102,257
200-399	290	294	299	67,589	69,152	70,095	285	292	521,075	420,937	484,970	277	271	298	89,355	88,807	101,103	241	276	42,923	49,292
400 and over	29	47	(1)	15,242	24,409	(1)	29	45	129,310	181,365	(1)	28	45	(1)	24,790	38,267	(1)	28	(1)	11,816	(1)
400-699	26	40	22	12,742	18,930	10,225	26	38	102,155	135,056	70,085	25	38	22	18,390	26,567	17,485	25	19	8,116	8,901
700 and over	3	7	3	2,500	5,479	3,600	3	7	27,155	46,309	22,590	3	7	3	6,400	11,700	7,600	3	3	3,700	4,025
Rusk																					
Total	1,701	1,884	1,757	53,163	63,134	74,805	1,530	1,803	367,849	389,276	546,428	1,473	1,564	1,652	85,423	90,823	132,262	333	766	18,566	51,808
None	------	------	-----	--------	--------	--------	8	50	6,359	8,058	2,247	35	56	11	3,150	3,538	457	12	12	1,972	411
Under 25	786	845	1,300	11,575	12,775	32,529	689	777	77,947	70,158	240,382	614	624	1,194	18,781	19,486	61,409	81	424	3,317	17,879
25-49	655	701		21,176	22,325		596	654	139,806	118,202		580	589		32,894	31,595		122		4,054	

50-99	207	263	338	12,732	15,784	20,901	188	248	84,402	95,884	148,072	195	226	330	20,178	20,769	35,330	86	232	5,054	15,298
100-199	43	61	87	5,010	7,661	10,600	41	60	39,829	52,173	72,057	39	58	87	7,391	10,671	18,759	27	70	3,240	7,911
200 and over	10	14	32	2,670	4,589	10,775	8	14	19,506	44,801	83,670	10	11	30	3,029	4,764	16,307	5	28	929	10,309
St. Croix																					
Total	2,490	2,918	2,903	261,627	276,222	240,870	2,426	2,821	2,270,971	1,915,698	1,766,795	2,011	2,359	2,908	408,550	389,459	401,637	1,316	1,960	177,903	185,966
None	------	------	-----	-------	-------	-------	31	37	36,169	16,675	8,094	29	22	32	14,784	2,210	3,516	33	27	12,752	2,119
Under 25	174	235	874	2,756	3,450	26,390	146	184	19,250	20,249	194,151	79	134	855	5,274	5,151	46,204	29	362	3,106	23,764
25-49	400	616		13,857	21,372		380	584	103,545	124,292		278	448		20,763	27,947		129		7,642	
50-99	794	1,015	1,158	53,013	65,394	76,856	769	984	410,845	409,682	548,517	626	823	1,155	77,194	81,006	127,881	359	836	25,474	53,116
100-199	803	742	689	102,376	94,662	84,466	787	727	873,178	675,183	586,204	701	641	686	154,460	135,033	133,065	515	573	62,166	61,396
200-399	278	271	158	66,550	65,403	37,886	273	266	596,827	486,904	308,170	258	254	157	96,050	107,865	65,709	212	141	43,621	32,690
400-799	36	33	(1)	17,425	16,441	(1)	35	33	151,712	133,101	(1)	35	31	(1)	31,525	22,047	(1)	35	(1)	17,037	(1)
800 and over	5	6	(1)	5,650	9,500	(1)	5	6	79,445	49,612	(1)	5	6	(1)	8,500	8,200	(1)	4	(1)	6,105	(1)
400-699	34	31	19	16,025	14,927	8,872	33	31	137,252	118,401	81,598	33	29	18	29,540	19,247	13,762	33	16	15,737	6,881
700-999	3	5	2	2,350	4,114	1,700	3	5	24,045	25,487	15,161	3	5	2	2,985	6,700	3,700	3	2	1,905	2,600
1000 and over	4	3	3	4,700	6,900	4,700	4	3	69,860	38,825	24,900	4	3	3	7,500	4,300	7,800	3	3	5,500	3,400
Sauk																					
Total	3,149	3,357	3,337	346,249	384,980	336,928	3,075	3,332	3,015,578	2,805,518	2,318,871	2,767	3,066	3,333	509,033	515,350	515,679	1,954	2,746	215,466	246,453
None	------	------	-----	-------	-------	-------	23	19	14,739	7,144	5,260	25	14	16	17,399	2,218	5,395	24	19	15,125	4,902
Under 25	227	155	623	3,340	2,122	18,706	202	139	27,285	17,015	136,071	144	95	615	8,634	3,920	35,950	56	348	4,409	15,312
25-49	497	467		16,802	16,072		469	456	119,959	95,537		398	401		26,697	22,193		181		9,093	
50-99	894	1,033	1,175	58,219	67,973	79,525	873	1,019	453,591	459,211	541,506	775	939	1,173	91,256	89,542	124,858	538	964	33,580	54,175
100-199	1,091	1,177	1,243	138,606	152,445	158,822	1,071	1,174	1,179,324	1,079,517	1,069,963	999	1,121	1,236	200,704	203,933	234,729	796	1,133	76,057	110,687
200-399	386	471	271	92,432	114,843	65,500	383	471	836,483	903,999	459,748	373	444	268	119,253	149,127	91,380	310	261	51,398	47,727
400-799	49	45	(1)	24,250	21,015	(1)	49	45	251,897	160,128	(1)	48	43	(1)	33,940	29,517	(1)	45	(1)	18,204	(1)
800 and over	5	9	(1)	12,600	10,510	(1)	5	9	132,300	82,967	(1)	5	9	(1)	11,150	14,900	(1)	4	(1)	7,600	(1)
400-699	42	44	20	19,260	20,265	9,575	42	44	201,412	151,003	66,512	41	42	20	26,210	28,517	13,817	39	17	14,413	6,575
700-999	9	3	3	6,690	2,400	2,600	9	3	61,785	24,607	22,160	9	3	3	10,080	3,000	3,550	7	3	4,491	3,075
1000 and over	3	7	2	10,900	8,860	2,200	3	7	121,000	67,485	17,651	3	7	2	8,800	12,900	6,000	3	1	6,900	4,000
Sawyer																					
Total	784	946	771	25,967	32,962	31,808	715	907	179,192	196,945	242,022	692	806	758	66,037	64,565	58,602	210	376	27,662	23,556
None	------	------	-----	-------	-------	-------	17	29	3,127	3,240	2,848	30	35	17	7,896	3,462	2,336	14	14	6,867	1,687
Under 25	418	507	553	5,983	7,255	13,386	353	456	42,294	38,657	98,708	320	393	528	11,162	13,336	23,883	58	212	1,793	8,031
25-49	241	256		7,724	7,952		225	244	48,263	43,479		221	218		13,813	13,268		72		3,550	
50-99	89	129	165	5,384	7,885	10,230	85	126	33,754	45,390	73,858	87	109	163	13,116	10,988	17,320	43	105	4,729	6,881
100-199	27	41	47	3,391	5,065	5,757	25	40	19,229	32,630	39,605	25	38	44	6,400	8,847	9,623	16	39	2,945	3,967
200 and over	9	13	6	3,485	4,805	2,435	9	12	32,525	33,549	27,003	9	13	6	13,650	14,664	5,440	7	6	7,778	2,990
Shawano																					
Total	3,128	3,677	3,425	225,069	275,914	234,650	3,000	3,586	1,889,740	1,713,206	1,739,527	2,583	3,330	3,425	293,827	346,193	358,343	1,333	1,966	90,169	114,836
None	------	------	-----	-------	-------	-------	36	15	13,180	4,515	6,899	31	22	28	3,150	1,790	1,938	31	26	2,506	1,166
Under 25	481	517	1,325	7,243	7,790	38,230	417	472	49,238	42,427	286,325	314	391	1,304	11,586	11,422	64,749	77	473	2,525	15,167
25-49	813	901		27,386	30,601		769	879	197,228	162,358		598	801		33,200	39,798		191		7,070	
50-99	1,000	1,316	1,368	64,951	84,753	90,636	959	1,286	510,644	484,705	653,120	876	1,213	1,364	87,064	101,563	131,501	468	886	22,003	38,255
100-199	685	711	626	84,934	89,500	76,191	671	705	738,464	547,017	551,912	628	682	624	106,363	110,558	112,436	455	488	33,975	39,609
200-399	132	204	93	30,905	48,187	21,701	131	202	266,242	334,012	172,381	119	194	92	37,974	61,422	34,479	95	81	15,487	14,489
400-799	14	25	(1)	6,400	11,583	(1)	14	24	77,008	99,072	(1)	14	24	(1)	8,690	14,240	(1)	13	(1)	3,855	(1)
800 and over	3	3	(1)	3,250	3,500	(1)	3	3	37,736	39,100	(1)	3	3	(1)	5,800	5,400	(1)	3	(1)	2,750	(1)
400-699	13	25	10	5,700	11,583	4,992	13	24	65,008	99,072	39,902	13	24	10	7,290	14,240	9,290	12	9	3,455	3,575
700 and over	4	3	3	3,950	3,500	2,900	4	3	49,736	39,100	28,988	4	3	3	7,200	5,400	3,950	4	3	3,150	2,575
Sheboygan																					
Total	2,898	3,274	3,329	382,554	526,010	425,864	2,792	3,201	3,372,207	3,912,138	3,369,010	2,334	2,652	3,254	438,159	669,428	578,067	1,678	2,446	204,975	268,289
None	------	------	-----	-------	-------	-------	45	4	42,353	2,182	7,277	29	-----	10	6,075	--------	1,575	31	8	4,966	1,248
Under 25	163	88	407	2,280	1,369	12,773	127	77	20,982	6,534	101,274	75	30	389	3,673	847	18,912	27	142	1,823	5,501
25-49	306	252		10,647	8,581		275	237	90,120	54,000		188	130		14,381	7,515		78		5,683	

[1] Comparison with later censuses may be found in groups below beginning with 400-699.

COUNTY TABLE 1.—CHICKENS ON FARMS 1940, 1935, AND 1930; CHICKEN EGGS PRODUCED AND CHICKENS RAISED 1939, 1934, AND 1929; AND CHICKENS SOLD, 1939 AND 1929; CLASSIFIED BY NUMBER ON HAND—Continued

(Chickens on hand over 4 months old Apr. 1, 1940 and over 3 months old Jan. 1, 1935 and Apr. 1, 1930)

STATE OR COUNTY AND NUMBER OF CHICKENS ON HAND	CHICKENS ON HAND						CHICKEN EGGS PRODUCED					CHICKENS RAISED						CHICKENS SOLD			
	Farms reporting			Number			Farms reporting		Dozens			Farms reporting			Number			Farms reporting		Number	
	1940 (Apr.1)	1935 (Jan.1)	1930 (Apr.1)	1940 (Apr. 1)	1935 (Jan. 1)	1930 (Apr. 1)	1939	1934	1939	1934	1929	1939	1934	1929	1939	1934	1929	1939	1929	1939	1929
WISCONSIN—Con.																					
Sheboygan—Con.																					
50-99	718	724	991	49,137	49,317	69,837	666	703	371,439	318,678	542,970	514	507	952	55,101	48,799	87,987	299	594	19,227	28,323
100-199	1,105	1,211	1,350	147,165	163,823	179,606	1,077	1,194	1,270,915	1,185,509	1,409,586	957	1,039	1,330	172,969	203,542	246,856	746	1,158	73,401	113,529
200-399	525	830	504	128,697	211,670	125,874	521	818	1,125,820	1,613,088	981,785	493	783	498	137,405	281,585	169,375	421	473	65,515	86,884
400-799	73	149	(1)	34,703	70,765	(1)	73	148	354,329	563,856	(1)	70	143	(1)	37,220	94,595	(1)	68	(1)	26,310	(1)
800 and over	8	20	(1)	9,925	20,485	(1)	8	20	96,249	168,291	(1)	8	20	(1)	11,335	32,545	(1)	8	(1)	8,050	(1)
400-699	68	139	67	31,128	63,550	31,874	68	138	312,465	504,690	255,099	65	133	65	33,270	84,895	41,588	63	61	22,285	24,378
700-999	9	21	10	7,000	16,500	7,900	9	21	75,449	131,384	71,019	9	21	10	8,825	25,450	11,774	9	10	7,025	8,426
1000 and over	4	9	-----	6,500	11,200	--------	4	9	62,664	96,073	--------	4	9	-----	6,460	16,795	--------	4	-----	5,050	--------
Taylor																					
Total	2,280	2,579	2,136	84,487	108,289	92,366	2,142	2,449	626,867	713,873	657,039	1,874	2,090	2,033	118,315	137,103	158,771	587	1,087	31,088	61,177
None	-----	-----	-----	--------	--------	--------	26	40	5,486	6,878	3,150	36	39	14	2,253	1,969	864	26	15	931	907
Under 25	1,018	929	1,498	14,677	14,158	39,451	904	829	98,786	83,150	274,892	732	637	1,392	23,183	20,340	70,099	118	605	3,993	21,722
25-49	793	1,003		25,518	32,920		755	952	178,254	201,364		687	843		35,606	38,543		207		6,372	
50-99	313	460	504	19,082	28,927	31,554	302	444	146,091	186,504	209,082	281	398	495	26,589	34,566	49,974	145	344	7,068	19,872
100-199	126	137	114	15,960	17,189	13,881	125	134	120,887	124,476	107,847	110	125	112	18,104	23,130	22,905	66	103	5,495	11,554
200-399	24	41	13	6,350	10,100	3,345	24	41	49,634	76,708	25,009	22	40	13	8,930	12,760	5,575	19	13	4,458	2,260
400 and over	6	9	7	2,900	4,995	4,135	6	9	27,729	34,793	37,059	6	8	7	3,650	5,795	9,354	6	7	2,771	4,862
Trempealeau																					
Total	2,735	3,015	2,850	369,038	382,549	324,459	2,590	2,983	3,169,631	2,552,642	2,329,149	2,215	2,553	2,772	393,101	479,267	476,789	1,546	2,224	159,619	212,037
None	-----	-----	-----	--------	--------	--------	22	12	25,147	3,829	10,321	11	9	20	2,088	622	2,891	19	21	2,545	2,243
Under 25	166	126	417	2,458	1,781	12,573	111	114	18,742	9,984	94,648	81	69	365	5,553	2,027	20,247	32	197	3,790	7,961
25-49	300	332		10,172	11,154		270	323	78,495	53,738		201	253		14,790	12,640		98		6,437	
50-99	697	880	930	46,026	58,721	63,229	662	865	332,145	325,155	454,506	542	717	907	54,764	63,593	92,311	329	685	23,287	37,171
100-199	892	1,059	1,109	117,168	138,975	142,108	860	1,052	981,503	875,679	950,395	747	918	1,089	122,533	165,482	200,095	568	957	48,823	88,296
200-399	579	548	356	141,859	137,323	87,009	565	547	1,259,002	1,028,602	655,221	535	520	353	144,443	184,023	133,880	419	329	55,022	62,055
400-799	94	68	(1)	44,605	32,595	(1)	94	68	423,460	236,155	(1)	91	65	(1)	41,820	47,480	(1)	75	(1)	16,965	(1)
800 and over	7	2	(1)	6,750	2,000	(1)	6	2	51,137	19,500	(1)	7	2	(1)	7,110	3,400	(1)	6	(1)	2,750	(1)
400-699	88	65	35	40,355	30,495	16,040	88	65	388,443	222,915	135,878	85	62	35	38,122	44,580	22,565	70	33	15,670	12,211
700-999	9	4	1	6,750	3,000	800	9	4	57,199	22,240	6,600	9	4	1	5,358	4,100	1,600	8	1	2,120	1,500
1000 and over	4	1	2	4,250	1,100	2,700	3	1	28,955	10,500	21,580	4	1	2	5,450	2,200	3,200	3	1	1,925	600
Vernon																					
Total	3,500	3,790	3,652	214,448	254,576	235,937	3,247	3,751	1,452,293	1,410,180	1,407,884	2,992	3,385	3,643	285,697	316,444	351,997	2,075	2,574	108,153	167,283
None	-----	-----	-----	--------	--------	--------	22	11	7,932	5,927	3,847	18	8	19	3,478	468	1,742	22	23	3,248	1,660
Under 25	492	347	1,424	7,435	5,565	42,801	403	334	54,650	28,952	266,273	305	232	1,405	13,000	6,780	70,936	126	730	5,437	37,927
25-49	1,069	1,042		36,869	36,442		973	1,028	210,607	174,285		894	892		50,585	45,855		532		16,971	
50-99	1,307	1,647	1,571	83,591	105,676	101,871	1,235	1,634	544,585	560,206	583,983	1,183	1,530	1,566	111,348	129,272	149,262	886	1,234	40,904	66,137
100-199	542	642	569	64,675	76,490	67,731	525	633	450,387	443,402	391,828	507	615	567	81,106	97,894	97,292	438	507	31,874	45,822
200-399	87	98	77	20,378	23,506	18,264	86	97	180,262	141,630	123,293	82	95	75	23,980	27,775	25,395	71	80	9,719	15,737
400 and over	3	14	11	1,500	6,897	5,270	3	14	3,870	55,778	38,660	3	13	11	2,200	8,400	7,370				

Vilas																				
Total	287	414	348	9,526	13,266	14,766	269	400	68,374	88,263	118,800	247	339	350	23,239	22,428	32,455	97	160	10,917	15,055
None	———	———	———	———	———	———	8	11	820	1,213	500	15	15	3	3,230	1,330	373	11	2	2,340	40
Under 25	155	201	256	2,272	3,082	6,291	139	185	15,671	18,208	49,464	109	151	255	4,728	5,383	11,455	26	89	1,295	2,765
25-49	87	155		2,804	4,896		80	148	18,950	29,253		80	127		6,097	7,611		28		2,298	
50-99	28	45	69	1,822	2,783	4,300	25	43	11,560	17,514	35,011	26	35	69	5,409	3,512	7,690	18	47	3,066	2,977
100-199	13	9	16	1,518	1,025	2,040	13	9	8,634	8,235	15,319	13	7	16	2,025	1,442	9,637	11	15	833	7,870
200 and over	4	4	7	1,110	1,480	2,075	4	4	12,739	13,840	18,506	4	4	7	1,750	3,150	3,300	3	7	1,085	1,403
Walworth																				
Total	2,259	2,503	2,356	224,997	242,297	248,767	2,082	2,467	1,813,603	1,754,696	1,661,957	1,832	2,200	2,364	407,671	379,272	384,089	1,291	1,715	225,379	171,300
None	———	———	———	———	———	———	26	19	19,370	6,209	6,097	26	21	17	5,781	3,410	3,044	27	11	4,611	2,030
Under 25	178	179	433	2,652	2,710	13,028	110	161	16,103	22,661	101,234	82	117	430	6,471	6,159	24,617	30	182	3,573	9,132
25-49	367	463		12,596	15,696		317	452	80,658	99,045		246	376		18,777	22,550		109		7,196	
50-99	717	860	787	46,794	55,399	52,603	663	843	341,938	358,034	348,745	582	757	785	143,779	79,157	87,246	371	541	100,621	35,707
100-199	736	732	851	92,215	90,338	106,239	711	726	733,117	632,250	651,721	649	674	848	129,353	131,465	162,377	540	728	52,978	69,291
200-399	233	240	256	55,815	58,547	60,637	227	237	465,201	450,030	414,942	219	226	255	81,160	86,205	80,740	189	224	44,103	37,734
400 and over	28	29	(1)	14,925	19,607	(1)	28	29	157,216	186,467	(1)	28	29	(1)	22,350	50,326	(1)	25	(1)	12,297	(1)
400-699	25	21	24	12,525	10,420	11,360	25	21	119,766	95,007	95,867	25	21	24	17,550	33,966	16,765	25	29	12,297	17,406
700 and over	3	8	5	2,400	9,187	4,900	3	8	37,450	91,460	43,351	3	8	5	4,800	16,360	9,300				
Washburn																				
Total	1,065	1,296	1,079	44,629	49,818	49,288	933	1,254	267,188	279,701	370,204	889	1,142	1,077	78,602	78,202	95,450	383	671	32,617	44,268
None	———	———	———	———	———	———	20	48	2,454	5,808	8,172	30	51	27	1,965	3,183	4,784	21	26	1,465	3,989
Under 25	378	506	708	5,685	7,413	18,432	290	446	30,611	38,590	141,480	267	388	689	12,288	13,304	38,354	64	558	4,894	15,695
25-49	385	450		12,942	14,664		337	428	71,389	72,773		324	398		22,156	23,019		121		6,518	
50-99	225	259	277	14,287	15,621	17,445	212	251	86,255	85,891	123,371	198	233	270	20,644	22,408	29,899	123	210	7,753	13,743
100-199	65	68	81	7,975	8,200	10,056	63	68	50,536	52,133	72,011	58	59	79	11,574	11,668	16,013	47	66	4,497	7,631
200-399	9	9	12	2,290	2,170	2,955	8	9	14,303	9,730	24,870	9	9	12	8,340	2,760	6,400	7	11	7,490	3,210
400 and over	3	4	1	1,450	1,750	400	3	4	11,640	14,776	300	3	4	-----	1,635	1,860	———				
Washington																				
Total	2,294	2,613	2,618	200,515	255,222	246,621	2,199	2,579	1,482,406	1,703,814	1,770,791	1,858	2,248	2,606	276,417	322,635	359,080	1,244	1,928	110,076	143,951
None	———	———	———	———	———	———	15	10	6,058	1,371	4,342	12	8	9	2,600	672	1,235	15	12	2,081	848
Under 25	152	112	454	2,356	1,755	13,866	115	99	12,002	11,159	104,755	62	53	447	3,333	1,900	22,080	21	169	1,031	5,664
25-49	406	418		14,147	14,331		380	406	86,363	80,930		274	327		21,702	15,494		99		8,133	
50-99	891	954	1,091	59,577	63,061	73,963	856	944	419,173	386,239	515,076	730	823	1,082	76,958	71,846	111,469	457	799	25,833	37,677
100-199	699	898	901	87,163	113,660	112,150	688	889	662,139	736,171	788,204	636	823	898	116,785	146,472	157,787	521	783	44,548	64,240
200-399	132	206	154	30,650	48,620	36,877	131	206	238,573	364,198	272,068	130	189	153	41,939	64,411	50,824	120	148	20,287	25,509
400 and over	14	25	18	6,622	13,795	9,765	14	25	58,098	123,746	86,346	14	25	17	13,100	21,840	15,685	11	17	8,163	10,013
Waukesha																				
Total	2,774	3,004	2,862	215,536	266,643	228,456	2,616	2,930	1,514,577	1,805,275	1,639,553	2,375	2,654	2,848	690,602	413,416	371,763	1,447	1,671	482,219	143,573
None	———	———	———	———	———	———	34	24	19,153	10,668	8,048	36	20	19	167,045	22,160	2,224	29	15	162,899	1,687
Under 25	363	294	846	5,338	4,516	25,017	300	252	28,398	25,265	172,970	224	191	824	18,745	6,719	44,426	60	252	8,195	10,924
25-49	727	678		24,427	22,954		655	654	141,632	130,577		572	567		38,301	30,166		247		12,640	
50-99	889	1,113	1,146	57,791	72,493	75,059	858	1,094	382,435	466,317	505,421	789	998	1,139	93,274	97,803	118,766	490	706	32,583	40,427
100-199	628	696	739	76,689	84,910	90,428	608	687	574,062	566,835	657,615	592	665	735	204,878	123,077	138,225	475	585	133,171	55,870
200-399	136	182	108	32,620	42,570	25,851	131	180	240,793	320,414	201,488	132	175	108	61,059	63,501	45,730	121	96	32,820	24,304
400-799	25	38	(1)	12,371	18,950	(1)	25	36	81,952	113,885	(1)	25	35	(1)	18,000	29,790	(1)	21	(1)	11,611	(1)
800 and over	6	3	(1)	6,300	20,250	(1)	5	3	46,152	171,314	(1)	5	3	(1)	89,300	40,200	(1)	4	(1)	88,300	(1)
400-699	23	34	20	10,971	16,049	9,001	23	32	68,452	110,545	70,971	23	31	20	16,600	26,740	16,392	19	14	11,211	7,141
700-999	5	5	1	3,850	3,751	700	7	7	59,652	174,654	23,040	7	7	3	90,700	43,250	6,000	6	3	88,700	3,220
1000 and over	3	2	2	3,850	19,400	2,400															
Waupaca																				
Total	2,803	3,239	3,150	195,559	232,272	203,766	2,641	3,137	1,532,602	1,319,133	1,372,490	2,288	2,654	3,143	255,128	256,678	296,689	1,379	1,988	91,489	114,669
None	———	———	———	———	———	———	25	16	11,480	5,140	6,941	30	15	14	4,902	861	2,478	26	13	2,704	1,676
Under 25	356	329	1,212	5,394	5,139	36,943	287	288	34,690	28,698	249,463	194	174	1,196	9,076	5,138	55,775	68	499	4,162	15,171
25-49	751	872		25,356	29,955		691	838	174,100	140,230		558	690		32,041	30,517		244		9,414	

[1] Comparison with later censuses may be found in groups below beginning with 400-699.

COUNTY TABLE 1.—CHICKENS ON FARMS 1940, 1935, AND 1930; CHICKEN EGGS PRODUCED AND CHICKENS RAISED 1939, 1934, AND 1929; AND CHICKENS SOLD, 1939 AND 1929; CLASSIFIED BY NUMBER ON HAND—Continued

(Chickens on hand over 4 months old Apr. 1, 1940 and over 3 months old Jan. 1, 1935 and Apr. 1, 1930)

STATE OR COUNTY AND NUMBER OF CHICKENS ON HAND	CHICKENS ON HAND						CHICKEN EGGS PRODUCED					CHICKENS RAISED						CHICKENS SOLD			
	Farms reporting			Number			Farms reporting		Dozens			Farms reporting			Number			Farms reporting		Number	
	1940 (Apr.1)	1935 (Jan.1)	1930 (Apr.1)	1940 (Apr. 1)	1935 (Jan. 1)	1930 (Apr. 1)	1939	1934	1939	1934	1929	1939	1934	1929	1939	1934	1929	1939	1929	1939	1929
WISCONSIN—Con.																					
Waupaca—Contd.																					
50-99	1,076	1,307	1,375	69,535	84,274	89,245	1,034	1,271	518,791	443,372	585,093	944	1,120	1,371	90,935	85,537	122,890	588	990	28,587	45,988
100-199	512	594	488	62,313	72,537	57,824	497	588	520,119	419,095	387,074	463	527	487	81,111	80,687	82,370	368	415	29,632	33,727
200-399	94	120	70	22,611	28,805	16,629	93	119	181,394	195,945	120,418	85	111	70	26,523	40,002	28,476	72	66	11,257	15,739
400-799	10	13	(1)	4,450	7,062	(1)	10	13	43,720	49,362	(1)	10	13	(1)	5,540	9,176	(1)	9	(1)	3,353	(1)
800 and over	4	4	(1)	5,900	4,500	(1)	4	4	48,308	37,291	(1)	4	4	(1)	5,000	4,760	(1)	4	(1)	2,380	(1)
400-699	10	12	4	4,450	6,362	2,025	10	12	43,720	41,862	14,641	10	12	4	5,540	7,676	2,800	9	4	3,353	1,568
700-999	—	2	—	—	1,600	—	—	2	—	8,000	—	—	2	—	—	2,400	—	—	—	—	—
1000 and over	4	3	1	5,900	3,600	1,100	4	3	48,308	36,791	8,860	4	3	1	5,000	3,860	1,900	4	1	2,380	800
Waushara																					
Total	1,828	2,196	2,024	149,060	189,936	155,048	1,705	2,146	1,319,025	1,281,115	1,059,220	1,567	1,978	2,012	197,659	255,444	201,030	1,035	1,457	71,784	83,402
None	—	—	—	—	—	—	15	12	6,266	4,267	4,466	16	12	14	2,585	1,011	746	16	14	1,610	549
Under 25	173	171	557	2,579	2,483	17,626	129	142	18,178	15,634	125,113	106	107	539	4,746	5,150	27,225	35	277	2,215	9,163
25-49	382	416		13,221	14,425		342	406	104,928	89,762		277	349		17,331	18,809		140		5,913	
50-99	638	817	871	42,109	54,168	58,167	600	803	347,005	345,820	385,387	555	758	865	54,316	71,656	77,288	363	649	17,043	30,684
100-199	531	643	532	66,052	79,982	63,963	518	634	604,656	523,475	444,382	509	607	530	87,164	99,301	77,086	390	460	30,845	34,453
200 and over	104	149	64	25,098	38,878	15,292	101	149	237,992	302,157	99,872	104	145	64	31,517	59,517	18,685	91	57	14,158	8,553
Winnebago																					
Total	2,186	2,450	2,433	159,074	196,474	176,616	2,098	2,367	1,203,963	1,236,370	1,137,922	1,864	2,189	2,431	266,200	294,722	287,963	1,328	1,769	119,925	123,774
None	—	—	—	—	—	—	22	6	5,386	580	1,695	26	8	8	5,167	796	804	28	8	4,616	666
Under 25	226	186	826	3,523	2,966	25,299	182	159	21,459	14,431	165,822	127	118	820	6,068	4,393	45,647	44	434	2,199	16,687
25-49	586	582		20,145	20,166		560	556	128,342	106,245		463	485		32,128	29,272		252		11,600	
50-99	838	1,000	1,088	54,772	64,784	71,027	813	978	386,620	370,291	440,812	749	920	1,086	88,308	91,417	115,263	560	865	33,260	47,450
100-199	444	538	440	54,555	65,213	52,732	431	526	431,097	412,753	343,320	414	516	438	83,265	98,603	84,187	362	390	35,517	40,098
200-399	79	126	63	18,459	30,196	14,423	77	124	159,821	224,466	100,673	73	125	63	34,439	44,860	21,909	69	57	22,256	9,997
400 and over	13	18	16	7,620	13,149	13,135	13	18	71,238	107,604	85,600	12	17	16	16,825	25,381	20,153	13	15	10,477	8,876
Wood																					
Total	2,321	2,796	2,549	119,956	149,941	153,290	2,192	2,676	806,953	920,316	1,144,450	2,091	2,284	2,550	196,399	192,170	249,666	848	1,548	67,928	106,324
None	—	—	—	—	—	—	14	23	6,171	4,630	2,492	36	17	19	14,265	5,027	2,102	22	21	14,875	2,061
Under 25	524	576	1,285	7,901	9,018	37,506	454	502	49,218	51,531	287,830	404	360	1,270	15,679	10,895	62,806	95	544	3,886	19,842
25-49	828	1,047		27,712	35,084		782	1,004	171,398	199,947		745	873		45,437	44,286		234		10,091	
50-99	683	824	872	43,400	51,143	55,845	661	802	295,110	292,598	402,189	638	726	869	60,727	62,368	87,762	319	637	14,904	35,479
100-199	233	276	322	27,373	33,551	39,139	229	272	186,452	206,318	280,026	217	242	322	36,676	38,515	63,279	137	278	10,616	29,438
200-399	48	61	56	11,120	15,015	13,850	47	61	77,925	106,833	109,192	46	55	56	19,765	19,917	22,180	36	54	10,661	12,196
400 and over	5	12	14	2,450	6,130	6,950	5	12	20,679	58,459	62,721	5	11	14	3,850	11,162	11,537	5	14	2,895	7,308
WYOMING																					
Total	12,282	13,711	12,747	681,519	689,736	735,850	11,527	13,129	4,938,226	4,577,706	5,777,249	10,706	11,990	12,501	1,259,621	1,113,915	1,258,343	4,295	4,550	380,901	354,409
None	—	—	—	—	—	—	128	164	40,861	28,409	35,996	148	161	110	18,731	14,985	16,183	101	88	11,377	11,760
Under 25	3,356	4,410	6,993	58,144	74,964	192,570	2,910	3,968	429,450	558,668	1,560,249	2,466	3,375	6,700	129,888	137,559	364,971	469	1,517	33,057	75,690
25-49	3,788	4,228		137,398	151,675		3,545	4,064	1,007,230	1,059,343		3,290	3,748		262,990	257,989		1,066		60,145	
50-99	3,407	3,410	3,800	217,193	214,571	242,069	3,266	3,308	1,539,430	1,407,134	1,821,710	3,159	3,143	3,752	406,495	344,808	409,169	1,510	1,684	109,560	98,531

100-199	1,409	1,349	1,579	171,650	161,326	189,695	1,360	1,314	1,167,328	959,495	1,421,836	1,335	1,271	1,572	293,267	236,532	305,611	907	1,004	100,358	100,288
200-399	268	270	319	64,306	63,769	76,012	264	267	465,923	429,291	616,482	257	252	312	100,551	88,319	108,058	198	214	43,507	41,154
400-799	47	39	(1)	22,803	18,436	(1)	47	39	205,362	105,816	(1)	44	35	(1)	34,424	25,607	(1)	39	(1)	18,102	(1)
800-1599	4	5	(1)	4,300	4,995	(1)	4	5	34,424	29,550	(1)	4	5	(1)	5,250	8,116	(1)	3	(1)	1,600	(1)
1600-3199	3	-----	(1)	5,725	-----	(1)	3	-----	48,218	-----	(1)	3	-----	(1)	8,025	-----	(1)	2	(1)	3,195	(1)
3200 and over	-----	-----	(1)	-----	-----	(1)	-----	-----	-----	-----	(1)	-----	-----	(1)	-----	-----	(1)	-----	(1)	-----	(1)
400-699	43	37	42	19,928	16,984	20,204	43	37	182,726	90,633	179,187	40	33	42	28,924	22,500	29,451	35	32	13,452	12,986
700-999	5	5	5	3,675	3,927	3,900	5	5	28,266	28,859	41,623	5	5	4	6,750	8,701	5,200	5	4	5,750	2,900
1000-2499	6	2	9	9,225	2,520	11,400	6	2	77,012	15,874	100,166	6	2	9	12,025	2,522	19,700	4	7	3,695	11,100
2500 and over	-----	-----	-----	-----	-----	-----	-----	-----	-----	-----	-----	-----	-----	-----	-----	-----	-----	-----	-----	-----	-----
Albany																					
Total	342	314	345	15,851	14,335	17,921	309	286	106,336	104,902	136,626	282	265	332	24,983	24,228	29,224	68	99	8,652	7,385
None	-----	-----	-----	-----	-----	-----	1	3	260	830	2,416	5	5	7	200	580	713	2	7	11	497
Under 25	164	147	231	2,635	2,249	5,589	142	123	16,743	13,534	44,594	135	125	215	5,444	2,902	9,779	10	37	690	1,415
25-49	99	87		3,217	2,988		92	82	22,498	19,846		76	69		4,652	4,967		16		743	
50-99	50	51	74	3,191	3,113	4,808	47	49	19,833	24,237	33,366	41	41	71	4,327	5,190	7,006	17	29	1,059	1,338
100-199	18	15	25	2,395	1,870	3,169	16	15	13,233	14,080	22,222	14	13	25	4,085	3,035	5,671	13	17	1,658	2,021
200-399	7	12	13	1,838	2,790	3,155	7	12	13,339	23,454	24,280	7	10	12	2,675	3,910	4,505	6	7	1,141	1,364
400 and over	4	2	2	2,575	1,325	1,200	4	2	20,430	8,921	9,748	4	2	2	3,600	3,644	1,550	4	2	3,350	750
Big Horn																					
Total	936	911	756	53,229	47,046	45,934	847	873	366,540	304,155	345,812	799	840	737	86,350	66,105	74,140	311	268	24,458	21,369
None	-----	-----	-----	-----	-----	-----	5	4	1,104	396	1,700	6	5	2	661	182	500	3	3	230	475
Under 25	204	210	370	3,462	3,875	10,467	160	188	29,668	21,977	76,057	134	185	353	7,703	5,080	20,491	22	76	2,710	4,360
25-49	275	328		9,849	11,855		247	313	79,391	75,758		227	304		14,713	18,118		60		2,097	
50-99	325	253	255	21,020	15,618	15,733	305	249	136,233	99,806	118,437	303	233	251	36,223	21,229	24,772	133	99	10,943	5,629
100-199	111	106	108	13,763	12,448	13,344	109	105	88,995	79,762	100,999	108	99	108	20,535	18,146	19,432	81	71	6,922	6,910
200 and over	21	14	23	5,135	3,250	6,390	21	14	31,149	26,456	48,619	21	14	23	6,515	3,350	8,945	12	19	1,556	3,995
Campbell																					
Total	726	984	1,074	33,615	41,191	54,253	695	967	249,443	261,804	424,398	641	872	1,058	65,748	79,980	97,513	244	427	17,563	27,457
None	-----	-----	-----	-----	-----	-----	5	19	2,054	2,914	6,158	4	19	16	375	1,363	1,129	3	16	207	964
Under 25	217	358	620	4,202	6,184	17,528	197	331	30,465	41,406	145,248	162	276	591	11,189	12,390	34,733	19	156	2,896	7,717
25-49	258	368		9,582	13,504		247	363	71,933	85,033		234	333		19,717	25,907		83		3,947	
50-99	194	199	342	12,412	12,218	21,863	189	195	91,124	80,472	156,619	187	188	340	24,603	25,334	37,513	103	176	7,152	9,478
100-199	51	46	98	5,894	5,593	11,789	51	46	42,303	33,258	88,668	48	44	97	8,339	9,691	19,633	33	68	2,836	7,343
200 and over	6	13	14	1,525	3,692	3,075	6	13	11,564	18,721	27,705	6	12	14	1,525	5,295	4,505	3	11	525	1,955
Carbon																					
Total	384	422	351	17,856	17,546	19,758	362	413	145,950	121,881	143,529	323	356	356	28,519	21,071	28,020	100	103	8,273	6,691
None	-----	-----	-----	-----	-----	-----	1	3	70	340	1,635	3	4	8	100	165	620	-----	6	-----	516
Under 25	120	161	206	2,067	2,684	5,753	107	152	16,615	19,620	47,887	82	127	204	2,875	3,324	9,136	17	46	756	1,533
25-49	130	139		4,501	4,691		122	136	29,093	35,801		109	113		6,372	5,361		34		1,280	
50-99	109	89	103	6,575	5,601	6,358	108	89	53,427	37,887	40,927	104	81	102	9,427	6,759	8,218	31	31	1,708	1,318
100-199	18	28	34	2,150	3,045	4,207	17	28	15,879	19,800	25,929	18	26	34	4,175	3,987	6,205	11	16	1,629	1,962
200-399	4	4	6	1,063	925	1,640	4	4	8,700	6,433	11,651	4	4	6	3,070	475	2,606	4	3	2,000	1,262
400 and over	3	1	2	1,500	600	1,800	3	1	22,166	2,000	15,500	3	1	2	2,500	1,000	1,235	3	1	900	100
Converse																					
Total	451	659	645	21,111	30,402	35,223	423	654	140,980	193,951	258,626	397	607	641	47,867	55,573	62,112	144	206	14,809	15,255
None	-----	-----	-----	-----	-----	-----	2	16	575	3,401	-----	2	17	-----	245	1,084	-----	3	1	192	48
Under 25	134	246	353	2,290	4,145	9,698	117	228	17,422	25,784	73,024	104	196	349	5,669	9,845	21,228	23	64	1,038	3,354
25-49	170	192		6,090	6,735		163	189	40,328	43,433		149	179		12,800	11,880		38		2,330	
50-99	102	149	210	6,416	9,296	13,098	97	149	39,304	62,727	96,910	98	145	210	16,263	16,934	22,761	53	97	5,683	5,510
100-199	38	58	64	4,450	6,637	7,687	37	58	26,552	38,853	54,736	37	56	64	8,290	9,948	10,893	22	37	2,736	3,953
200 and over	7	14	18	1,865	3,589	4,740	7	14	16,799	19,753	33,956	7	14	18	4,600	5,882	7,230	5	7	2,830	2,390

[1] Comparison with later censuses may be found in groups below beginning with 400-699.

COUNTY TABLE 1.—CHICKENS ON FARMS 1940, 1935, AND 1930; CHICKEN EGGS PRODUCED AND CHICKENS RAISED 1939, 1934, AND 1929; AND CHICKENS SOLD, 1939 AND 1929; CLASSIFIED BY NUMBER ON HAND—Continued

(Chickens on hand over 4 months old Apr. 1, 1940 and over 3 months old Jan. 1, 1935 and Apr. 1, 1930)

STATE OR COUNTY AND NUMBER OF CHICKENS ON HAND	CHICKENS ON HAND						CHICKEN EGGS PRODUCED					CHICKENS RAISED						CHICKENS SOLD			
	Farms reporting			Number			Farms reporting		Dozens			Farms reporting			Number			Farms reporting		Number	
	1940 (Apr.1)	1935 (Jan.1)	1930 (Apr.1)	1940 (Apr. 1)	1935 (Jan. 1)	1930 (Apr. 1)	1939	1934	1939	1934	1929	1939	1934	1929	1939	1934	1929	1939	1929	1939	1929
WYOMING—Contd.																					
Crook																					
Total	709	884	853	30,548	31,673	38,691	675	897	219,770	240,101	289,966	640	789	848	56,359	55,106	68,731	203	283	11,620	17,460
None	—	—	—	—	—	—	9	35	2,200	6,162	2,815	11	28	13	1,119	2,431	775	6	8	302	387
Under 25	240	411	577	4,427	7,005	16,796	215	395	33,347	62,668	132,304	191	325	565	10,261	16,825	33,073	35	137	1,626	6,599
25-49	261	271		9,633	9,835		249	266	71,682	71,818		240	248		18,503	16,613		62		2,221	
50-99	165	167	207	10,281	10,254	13,201	159	166	65,016	74,643	89,109	156	155	202	17,382	14,755	23,013	69	94	2,935	6,233
100-199	36	32	63	4,305	3,829	7,244	36	32	31,511	21,285	54,979	35	30	63	6,802	3,832	10,370	25	38	2,364	3,284
200 and over	7	3	6	1,902	750	1,450	7	3	16,014	3,575	10,759	7	3	5	2,292	650	1,500	6	6	2,172	957
Fremont																					
Total	1,183	947	715	65,842	48,019	36,903	1,102	885	449,474	289,468	293,521	1,064	705	708	115,836	57,674	55,891	454	209	30,442	14,751
None	—	—	—	—	—	—	9	—	2,142	—	2,390	11	1	5	961	95	370	7	5	510	359
Under 25	323	302	424	5,345	4,882	10,836	271	268	33,938	33,916	92,057	256	161	413	10,329	5,921	18,541	65	71	2,441	3,676
25-49	340	259		12,656	9,320		319	248	90,705	63,679		299	209		22,324	11,488		110		4,965	
50-99	354	265	190	22,454	16,800	11,600	342	253	164,190	104,252	84,791	336	231	189	39,613	20,169	16,613	166	69	8,648	3,758
100-199	143	105	81	16,802	12,521	9,304	138	100	107,622	63,111	69,499	139	90	81	30,074	15,851	12,912	89	47	9,777	4,003
200-399	18	13	17	4,585	3,296	3,863	18	13	23,432	18,485	30,834	18	10	17	7,185	3,250	6,405	14	14	2,290	2,630
400 and over	5	3	3	4,000	1,200	1,300	5	3	27,445	6,025	13,950	5	3	3	5,350	900	1,050	3	3	1,811	325
Goshen																					
Total	1,120	1,366	1,320	73,644	87,397	90,030	1,052	1,336	535,485	570,692	750,677	972	1,240	1,296	158,993	162,678	163,884	494	586	48,450	45,920
None	—	—	—	—	—	—	20	17	5,813	3,065	740	22	22	4	3,893	2,691	338	17	2	2,487	140
Under 25	217	291	577	3,878	5,128	16,734	180	268	30,066	38,244	152,177	147	220	557	12,896	14,932	36,251	50	149	4,020	8,066
25-49	322	398		12,123	15,048		296	388	88,807	118,726		262	360		29,386	29,265		116		7,509	
50-99	347	432	444	22,733	28,087	29,090	330	420	167,038	179,977	245,859	318	403	440	49,893	54,053	58,799	159	234	12,546	14,242
100-199	198	190	241	24,173	23,150	29,470	190	188	157,302	140,971	224,178	187	181	239	43,516	38,338	46,587	121	156	13,125	14,395
200-399	27	45	53	6,198	10,647	12,228	27	45	50,171	70,101	102,665	27	45	51	11,055	17,522	17,356	23	40	4,973	6,702
400 and over	9	10	5	4,539	5,337	2,508	9	10	36,288	19,608	25,058	9	9	5	8,354	5,875	4,553	8	5	3,790	2,375
Hot Springs																					
Total	198	247	171	11,581	12,372	12,226	184	237	73,295	88,395	103,021	177	233	171	18,932	19,164	24,759	91	79	6,596	6,984
None	—	—	—	—	—	—	5	3	1,485	765	—	5	4	—	399	270	—	3	—	295	—
Under 25	42	74	59	666	1,202	1,640	34	62	5,557	8,595	14,538	30	59	59	1,448	1,983	3,042	11	12	376	296
25-49	56	73		2,004	2,524		52	72	14,982	18,712		51	71		3,550	4,566		21		1,017	
50-99	66	66	75	4,173	4,023	4,725	61	66	25,566	30,277	38,900	59	65	75	5,880	6,476	11,042	30	40	1,349	2,948
100-199	26	27	28	3,038	3,073	3,561	24	27	18,123	20,359	29,585	24	27	28	5,355	3,759	6,665	20	19	2,581	1,938
200 and over	8	7	9	1,700	1,550	2,300	8	7	7,582	9,687	19,998	8	7	9	2,300	2,110	4,010	6	8	978	1,802
Johnson																					
Total	384	454	434	21,763	23,952	24,612	358	436	142,920	180,805	187,846	331	392	426	39,038	34,664	42,066	119	169	10,467	11,724
None	—	—	—	—	—	—	3	2	260	681	529	5	2	3	1,575	260	700	3	1	1,220	150
Under 25	82	125	225	1,495	2,185	6,598	67	112	9,445	19,478	55,304	48	84	214	3,195	3,128	12,575	7	64	507	3,318
25-49	109	140		3,859	5,010		100	137	22,981	50,536		97	128		6,805	8,636		18		1,043	
50-99	143	128	142	9,111	7,986	8,922	140	126	59,434	60,279	66,164	134	119	142	16,358	11,056	14,662	57	63	3,306	3,942
100-199	41	49	59	4,800	5,896	7,042	40	47	35,388	38,421	49,753	38	48	59	7,205	7,519	10,139	27	36	2,237	3,870
200 and over	9	12	8	2,498	2,875	2,050	8	12	15,412	11,410	16,096	9	11	8	3,900	4,065	3,990	7	5	2,154	446

Laramie																				
Total	770	906	847	58,059	63,715	62,826	735	793	389,387	303,125	485,624	667	790	836	113,241	97,109	104,035	587	411	45,215	32,514
None	—	—	—	—	—	—	9	4	5,024	890	6,125	10	4	7	1,725	460	1,465	7	4	1,136	575
Under 25	154	185	325	2,795	3,227	8,933	136	140	17,537	16,928	72,035	100	125	313	11,487	6,934	16,116	32	85	5,756	5,724
25-49	170	200		6,282	7,419		160	168	39,744	31,027		136	173		13,398	12,143		59		3,628	
50-99	225	284	287	14,479	18,174	18,812	218	256	99,062	74,357	140,095	206	263	282	27,493	28,202	29,707	117	142	9,455	6,979
100-199	172	192	199	21,503	23,675	24,356	165	182	132,575	107,579	181,865	167	184	199	38,324	32,660	41,212	129	152	14,736	14,718
200-399	44	43	30	10,400	10,395	7,080	42	41	75,858	67,624	53,180	43	39	29	17,264	15,435	8,885	39	23	8,954	3,137
400 and over	5	2	6	2,600	625	3,645	5	2	19,567	4,720	32,324	5	2	6	3,550	1,275	6,650	4	5	1,550	3,381
Lincoln																					
Total	555	572	490	22,401	18,739	18,539	502	515	135,150	123,931	151,572	459	494	411	23,280	19,335	21,492	94	105	4,256	6,588
None	—	—	—	—	—	—	4	2	265	255	—	4	2	3	242	24	2,200	4	3	278	1,526
Under 25	229	268	376	3,541	4,120	8,567	196	226	17,658	30,278	72,104	160	233	294	3,141	4,235	8,718	13	57	217	1,373
25-49	174	197		5,619	6,318		158	183	31,749	44,852		151	166		6,248	6,341		22		703	
50-99	102	84	84	6,061	4,886	4,933	98	82	38,375	34,344	42,344	96	71	84	6,353	4,818	4,764	29	29	1,194	877
100-199	42	20	26	5,030	2,065	3,039	38	19	28,231	9,102	22,214	41	19	26	5,756	2,617	3,160	22	13	1,716	1,062
200 and over	8	3	4	2,150	1,350	2,000	8	3	18,872	5,100	14,910	7	3	4	1,540	1,300	2,650	4	3	128	1,550
Natrona																					
Total	218	300	252	17,034	13,847	19,250	192	262	145,779	93,036	153,402	198	253	245	30,089	20,722	32,347	62	72	9,465	11,472
None	—	—	—	—	—	—	4	—	1,378	—	—	8	1	—	698	50	—	2	—	325	—
Under 25	64	132	138	1,010	2,043	3,576	44	107	6,289	14,051	25,196	46	102	133	1,978	2,540	7,908	6	21	259	2,605
25-49	69	83		2,346	2,822		64	75	17,740	17,603		67	70		5,126	4,063		18		1,340	
50-99	49	63	69	3,106	3,998	4,331	44	58	21,910	23,962	36,584	42	58	68	5,008	6,434	7,429	18	21	847	2,105
100-199	20	11	29	2,363	1,300	3,518	20	11	19,247	8,721	27,118	19	11	29	4,909	2,395	4,735	7	19	1,661	1,672
200-399	10	9	9	2,259	2,284	2,175	10	9	22,421	11,399	15,461	10	9	8	3,900	4,290	3,075	7	6	1,533	1,190
400-799	3	2	(1)	1,450	1,400	(1)	3	2	14,500	17,300	(1)	3	2	(1)	2,370	1,150	(1)	3	(1)	1,400	(1)
800 and over	3	—	(1)	4,500	—	(1)	3	—	42,294	—	(1)	3	—	(1)	6,100	—	(1)	3	(1)	2,100	(1)
400-699	3	1	4	1,450	650	1,900	3	1	14,500	10,000	13,942	3	1	4	2,370	50	3,800	3	2	1,400	500
700-999	—	1	1	—	750	850	—	1	—	7,300	11,001	—	1	1	—	1,100	2,000	—	1	—	1,000
1000 and over	3	—	2	4,500	—	2,900	3	—	42,294	—	24,100	3	—	2	6,100	—	3,400	3	2	2,100	2,400
Niobrara																					
Total	459	583	592	18,537	24,624	31,483	435	593	140,914	163,922	244,791	404	515	593	39,754	47,081	55,348	117	201	9,073	12,178
None	—	—	—	—	—	—	12	22	3,167	4,395	1,800	13	15	7	752	2,493	551	3	5	154	272
Under 25	169	220	328	3,118	3,810	9,728	150	210	21,092	26,417	78,719	125	164	322	7,440	8,494	20,447	16	63	1,102	3,257
25-49	166	171		5,881	6,254		156	170	43,774	40,856		148	157		11,805	12,444		43		2,333	
50-99	110	148	187	7,072	8,785	11,927	104	145	54,666	56,023	79,868	104	135	187	13,137	15,248	20,247	43	86	2,601	4,177
100-199	9	42	70	1,108	4,775	8,253	8	42	7,670	29,926	72,631	9	40	70	1,735	7,251	11,693	7	42	533	3,196
200 and over	5	4	7	1,360	1,000	1,575	5	4	10,545	6,305	11,773	5	4	7	4,885	1,151	2,410	5	5	2,350	1,276
Park																					
Total	785	750	584	49,349	46,961	45,348	734	695	413,458	342,425	350,723	692	667	562	87,969	65,131	80,003	339	229	28,248	26,052
None	—	—	—	—	—	—	7	2	3,179	85	720	11	1	2	1,028	150	175	10	2	707	275
Under 25	153	128	224	2,653	2,303	7,064	125	110	23,443	18,070	53,173	104	93	213	4,976	3,082	12,781	37	42	1,490	1,964
25-49	219	222		7,975	8,001		201	205	72,843	56,279		187	199		14,752	11,168		62		4,726	
50-99	257	261	202	16,654	16,901	13,572	248	246	140,927	126,531	100,088	240	239	193	30,530	22,552	24,333	127	87	8,707	5,205
100-199	134	115	121	16,752	13,906	14,395	131	108	138,057	91,932	98,032	129	111	118	28,938	19,099	24,854	90	69	9,873	8,762
200 and over	22	24	37	5,315	5,850	10,317	22	24	35,009	49,528	98,710	21	24	36	7,745	9,080	17,860	13	29	2,745	9,846
Platte																					
Total	704	855	917	43,195	45,361	54,517	654	827	319,717	275,481	420,365	639	767	902	87,650	87,311	95,942	288	337	23,716	27,589
None	—	—	—	—	—	—	10	12	5,061	1,656	2,385	8	13	5	1,809	1,303	1,950	6	8	1,800	1,828
Under 25	118	234	472	2,217	4,066	13,572	99	209	14,845	37,205	109,161	89	170	453	5,907	10,667	25,102	15	116	1,193	6,454
25-49	240	275		8,979	10,056		215	269	64,633	60,757		215	247		20,651	21,145		78		4,589	
50-99	222	234	299	14,129	15,055	18,914	209	228	101,434	95,167	138,603	209	228	298	30,111	29,351	34,410	103	128	6,640	8,010
100-199	102	95	116	12,482	11,669	13,646	99	92	82,593	59,044	104,318	97	93	116	21,287	18,765	21,888	69	71	7,188	6,121
200 and over	22	17	30	5,388	4,515	8,385	22	17	51,151	21,652	65,898	22	16	30	7,905	6,080	12,594	17	14	2,506	5,176

[1] Comparison with later censuses may be found in groups below beginning with 400-699.

COUNTY TABLE 1.—CHICKENS ON FARMS 1940, 1935, AND 1930; CHICKEN EGGS PRODUCED AND CHICKENS RAISED 1939, 1934, AND 1929; AND CHICKENS SOLD, 1939 AND 1929; CLASSIFIED BY NUMBER ON HAND—Continued

(Chickens on hand over 4 months old Apr. 1, 1940 and over 3 months old Jan. 1, 1935 and Apr. 1, 1930)

STATE OR COUNTY AND NUMBER OF CHICKENS ON HAND	CHICKENS ON HAND						CHICKEN EGGS PRODUCED					CHICKENS RAISED						CHICKENS SOLD			
	Farms reporting			Number			Farms reporting		Dozens			Farms reporting			Number			Farms reporting		Number	
	1940 (Apr.1)	1935 (Jan.1)	1930 (Apr.1)	1940 (Apr. 1)	1935 (Jan. 1)	1930 (Apr. 1)	1939	1934	1939	1934	1929	1939	1934	1929	1939	1934	1929	1939	1929	1939	1929
WYOMING—Contd.																					
Sheridan																					
Total	882	880	801	53,645	45,695	46,538	856	866	432,031	307,326	378,956	759	795	796	117,672	92,041	83,520	401	310	44,084	24,409
None	—	—	—	—	—	—	8	8	1,935	1,172	2,511	7	9	10	1,712	573	1,462	10	5	1,026	748
Under 25	181	248	427	3,220	4,604	12,430	173	238	32,791	32,219	98,144	130	192	416	9,387	10,680	25,726	40	106	3,079	6,064
25-49	287	293		10,634	10,750		277	284	83,476	70,361		252	268		25,128	26,349		115		7,832	
50-99	274	229	260	17,797	14,525	16,842	263	227	128,387	102,128	138,645	244	219	257	41,090	27,343	29,381	152	123	16,036	8,811
100-199	114	94	91	14,069	11,028	10,636	110	93	114,163	74,195	79,889	106	92	90	31,295	21,030	18,866	69	63	11,471	6,357
200-399	19	12	19	4,425	2,988	4,380	18	12	34,619	15,192	39,065	15	12	19	5,510	4,216	5,285	10	11	2,020	1,729
400 and over	7	4	4	3,500	1,800	2,250	7	4	36,660	12,059	20,702	5	3	4	3,550	1,850	2,800	5	2	2,620	700
Sublette																					
Total	238	239	219	7,069	6,426	6,314	235	230	49,747	57,935	48,262	203	216	212	9,931	7,666	8,737	25	38	2,425	1,744
None	—	—	—	—	—	—	—	—	—	—	675	—	—	1	—	—	400	—	1	—	400
Under 25	127	137	192	2,038	2,386	4,455	125	128	15,949	25,252	34,187	98	114	184	2,433	3,088	6,218	7	27	289	733
25-49	82	81		2,745	2,703		81	81	19,654	22,475		77	81		3,643	3,178		10		387	
50-99	21	20	23	1,231	1,237	1,295	21	20	7,403	9,908	9,280	20	20	23	1,570	1,350	1,309	4	7	395	236
100 and over	8	1	4	1,055	100	564	8	1	6,741	300	4,120	8	1	4	2,285	50	810	4	3	1,354	375
Sweetwater																					
Total	172	173	156	11,115	9,306	8,764	165	172	68,656	78,162	68,074	152	142	155	16,581	14,001	15,416	68	31	8,042	1,725
None	—	—	—	—	—	—	2	—	615	—	1,070	3	1	7	360	8	650	3	5	287	293
Under 25	60	62	91	1,007	1,035	2,146	55	61	7,619	12,801	15,920	52	47	87	1,798	1,264	4,495	10	12	1,012	440
25-49	38	53		1,274	1,812		38	53	10,182	15,486		34	45		2,257	2,481		20		1,239	
50-99	42	36	39	2,569	2,108	2,417	39	36	17,896	19,887	18,396	34	28	35	3,422	3,066	2,511	15	6	1,226	194
100-199	21	14	19	2,725	1,719	2,263	20	14	14,222	10,780	17,586	19	14	19	2,694	2,585	5,558	11	6	1,078	273
200 and over	11	8	7	3,540	2,632	1,938	11	8	18,122	19,208	15,102	10	7	7	6,050	4,597	2,202	9	2	3,200	525
Teton																					
Total	141	163	175	6,206	6,774	7,207	133	144	46,346	58,973	62,792	97	122	175	7,718	8,512	11,127	36	55	2,810	3,281
None	—	—	—	—	—	—	2	2	1,107	160	815	1	1	3	12	100	86	1	2	22	65
Under 25	59	64	121	1,020	1,118	2,877	51	46	8,710	9,557	24,473	34	49	118	1,199	862	4,659	5	25	382	643
25-49	45	57		1,508	2,009		44	55	11,146	17,882		33	40		1,598	2,316		9		199	
50-99	24	28	47	1,470	1,725	3,138	23	28	7,846	15,826	26,734	19	19	47	2,483	2,564	4,606	13	23	1,160	1,344
100 and over	13	14	7	2,208	1,922	1,192	13	13	17,537	15,548	10,770	10	13	7	2,426	2,670	1,776	8	5	1,047	1,229
Uinta																					
Total	305	306	270	16,065	16,946	17,800	276	295	123,399	152,750	173,564	257	244	267	19,161	18,072	30,172	56	63	4,175	14,618
None	—	—	—	—	—	—	2	4	1,230	800	1,302	2	3	6	300	128	2,087	2	3	64	2,224
Under 25	138	150	200	2,063	2,209	4,240	120	137	15,978	22,025	41,688	123	141	195	3,102	1,731	6,752	9	30	443	1,832
25-49	90	75		2,992	2,417		81	74	20,806	20,774		73	51		3,598	2,473		18		1,272	
50-99	38	34	39	2,343	2,020	2,396	36	33	17,416	13,822	21,254	31	20	36	2,691	2,052	2,968	9	14	448	1,171
100-199	23	27	11	2,702	3,125	1,518	21	27	20,601	24,025	14,402	15	15	11	2,590	2,623	5,020	9	4	653	2,715
200-399	11	15	11	2,440	3,780	2,696	11	15	13,676	43,609	30,399	9	10	11	3,555	3,868	3,600	6	7	935	1,976
400 and over	5	5	9	3,525	3,395	6,950	5	5	33,692	27,695	64,519	4	4	8	3,325	5,197	9,745	3	5	360	4,700

Washakie																				
Total	279	296	271	19,777	20,045	17,160	269	296	137,966	151,760	134,977	259	282	272	38,479	32,298	33,206	96	97	11,393	8,219
None							3	3	777	270	210	4	2	1	330	505	12	3		222	
Under 25	39	37	131	741	677	3,951	33	36	6,920	5,407	34,091	30	31	131	1,724	856	8,763	4	36	200	2,189
25-49	67	91		3,260	3,505		64	89	22,655	36,132		60	85		6,504	5,881		13		1,525	
50-99	108	105	90	6,881	6,766	5,812	106	105	48,072	49,194	45,591	103	104	90	14,354	12,281	10,319	39	32	3,524	2,324
100-199	57	52	42	6,850	6,442	4,971	55	52	45,297	43,720	35,773	54	50	42	11,142	8,850	9,694	31	25	3,032	2,334
200 and over	8	11	8	2,045	2,655	2,426	8	11	14,245	17,037	19,312	8	10	8	4,425	3,925	4,418	6	4	2,890	1,372
Weston																					
Total	341	500	509	14,027	17,364	24,553	334	457	105,483	112,726	170,125	294	404	502	25,471	28,395	40,658	98	172	6,689	9,224
None							5	3	1,160	172		3	2		235	70		3	1	102	18
Under 25	122	220	326	2,256	3,827	9,394	113	193	17,353	23,236	68,168	86	156	321	4,307	6,996	18,437	16	85	575	4,080
25-49	121	175		4,389	6,099		119	164	36,428	41,517		113	152		9,460	11,206		41		3,220	
50-99	80	87	132	5,035	5,395	8,282	79	82	34,871	31,428	53,146	75	78	130	8,284	7,592	12,786	25	54	1,998	2,702
100 and over	18	18	51	2,347	2,043	6,877	18	15	15,671	16,373	48,811	17	16	51	3,185	2,531	9,435	13	32	794	2,424
Yellowstone National Park																					
Total																					

COUNTY TABLE 2.—CHICKENS AND TURKEYS—FARMS REPORTING CLASSIFIED BY NUMBER RAISED, 1939; WITH NUMBER OF CHICKENS RAISED, 1939 AND OF TURKEYS RAISED, 1939 AND 1929; AND FARMS REPORTING AND NUMBER OF TURKEYS ON HAND, 1940 AND 1935

(See text for explanation of asterisks)

STATE AND COUNTY	CHICKENS RAISED, 1939											TURKEYS RAISED								TURKEYS ON HAND (over 4 mo. old, Apr. 1, 1940; over 3 mo. old, Jan. 1, 1935)			
	Farms reporting, by number raised										Number raised	Farms reporting, by number raised, 1939					Farms reporting, 1929	Number raised		Farms reporting		Number	
	Total	Under 25	25 to 49	50 to 99	100 to 199	200 to 399	400 to 799	800 to 1,599	1,600 to 3,199	3,200 and over		Total	Under 50	50 to 99	100 to 199	200 and over		1939	1929	1940	1935	1940	1935
ALABAMA																							
State total	194,683	60,394	59,698	47,992	19,943	5,046	1,158	328	90	34	10,466,581	5,594	5,393	134	41	26	15,538	74,204	142,894	8,018	16,857	33,656	75,876
Autauga	1,888	666	555	444	160	44	12	*7	*	*	96,671	48	45	*3	*	*	111	948	821	70	134	383	590
Baldwin	2,060	415	436	482	333	268	98	24	4	----	237,476	102	85	9	*8	*	158	2,883	1,671	149	258	915	1,303
Barbour	2,959	1,003	998	658	255	41	*4	*	*	*	151,609	216	*216	*	*	*	315	1,182	2,940	131	243	450	1,046
Bibb	1,496	529	494	341	96	30	*6	*	*	*	65,140	10	10	----	----	----	95	67	807	23	58	109	220
Blount	3,559	956	1,112	837	413	171	47	15	*8	*	250,431	35	29	2	1	3	47	2,285	305	47	73	408	525
Bullock	2,094	1,064	585	307	101	24	2	6	5	----	75,267	201	201	----	----	----	1,026	1,358	8,024	332	848	941	2,743
Butler	2,879	861	941	722	290	52	*13	*	*	*	139,788	48	*48	*	*	*	275	574	1,682	74	247	301	915
Calhoun	2,222	535	761	635	230	41	*20	*	*	*	117,006	31	*31	*	*	*	79	323	369	50	106	170	444
Chambers	2,446	629	746	629	286	100	38	15	*3	*	177,746	71	68	*3	*	*	210	919	1,334	101	339	389	1,529
Cherokee	2,489	509	764	795	334	66	16	5	----	----	145,447	21	21	----	----	----	78	296	495	46	81	211	356
Chilton	3,037	773	982	763	354	103	43	15	*4	*	224,668	21	*21	*	*	*	120	339	743	33	82	171	336
Choctaw	2,547	853	777	578	264	70	*5	*	*	*	117,840	33	33	----	----	----	89	187	504	53	107	200	483
Clarke	3,051	1,478	879	495	164	29	6	----	----	----	105,183	58	*58	*	*	*	144	829	1,058	100	213	426	796
Clay	2,217	636	704	559	211	67	30	7	*3	*	136,378	33	28	*5	*	*	95	663	871	49	90	336	335
Cleburne	1,629	363	551	483	178	43	*11	*	*	*	87,193	12	9	3	----	----	50	266	265	24	34	69	145
Coffee	3,293	676	1,151	1,032	368	60	*6	*	*	*	168,239	32	32	----	----	----	152	239	1,088	50	167	159	595
Colbert	1,883	444	583	515	272	61	8	----	----	----	104,588	36	*36	*	*	*	116	275	785	62	123	254	465
Conecuh	2,927	687	965	850	378	44	*3	*	*	*	145,917	14	14	----	----	----	124	111	854	26	106	92	385
Coosa	1,406	333	488	389	138	43	*15	*	*	*	79,514	19	19	----	----	----	110	221	659	34	90	103	296
Covington	3,466	839	1,138	1,002	387	90	*10	*	*	*	179,748	50	*50	*	*	*	224	559	1,406	74	155	354	731
Crenshaw	2,469	659	770	724	259	49	3	*5	*	*	127,293	30	30	----	----	----	197	250	1,325	48	164	196	686
Cullman	5,973	1,454	1,808	1,579	781	235	76	28	*12	*	432,483	57	52	*5	*	*	78	842	490	93	89	561	476
Dale	2,071	480	722	578	220	60	*11	*	*	*	112,672	30	30	----	----	----	116	271	821	38	89	125	412
Dallas	4,677	2,284	1,221	790	292	76	10	4	----	----	175,716	304	296	*8	*	*	880	3,257	7,897	452	982	1,670	4,306
De Kalb	5,954	1,288	1,886	1,824	694	190	59	*13	*	*	359,533	39	*39	*	*	*	59	465	380	48	100	240	716
Elmore	2,838	707	794	832	373	100	22	6	4	----	176,490	46	41	5	----	----	120	871	800	70	151	312	607
Escambia	1,718	518	613	403	140	31	9	*4	*	*	83,571	27	*27	*	*	*	100	299	475	55	94	212	412
Etowah	2,949	810	885	836	335	66	11	*6	*	*	163,955	68	64	1	----	3	71	1,470	410	93	101	435	467
Fayette	2,671	621	792	776	368	87	20	*7	*	*	163,883	20	20	----	----	----	51	142	373	27	64	210	356
Franklin	2,796	641	930	852	313	53	*7	*	*	*	140,182	19	19	----	----	----	93	144	577	30	100	142	500
Geneva	2,653	611	980	750	258	46	*8	*	*	*	127,891	24	24	----	----	----	258	152	2,405	40	178	150	835
Greene	2,815	1,532	750	383	122	24	*4	*	*	*	86,464	96	96	----	----	----	273	815	2,360	136	329	492	1,504
Hale	2,762	1,437	725	412	143	26	12	*7	*	*	104,055	211	201	5	*5	*	641	3,489	9,317	298	618	1,334	3,352
Henry	2,195	658	661	569	238	59	*10	*	*	*	110,676	25	21	1	*3	*	119	730	655	35	95	136	570
Houston	3,475	930	1,152	925	407	51	5	2	*3	*	173,950	44	*44	*	*	*	180	601	1,498	65	288	344	1,266
Jackson	4,156	938	1,222	1,262	576	134	21	*3	*	*	249,619	37	*37	*	*	*	53	384	225	57	79	272	297
Jefferson	3,330	1,007	928	859	371	112	34	14	2	3	229,854	37	32	*5	*	*	25	1,101	133	78	56	445	371
Lamar	2,795	801	865	675	310	98	33	8	*5	*	177,625	8	*8	*	*	*	55	295	469	15	44	87	274
Lauderdale	3,487	838	1,035	1,039	478	85	*12	*	*	*	189,248	33	*33	*	*	*	108	325	629	53	89	249	506
Lawrence	3,025	842	1,074	727	308	63	8	3	----	----	147,766	76	*76	*	*	*	158	737	1,004	118	225	450	986
Lee	2,243	753	727	478	204	56	15	5	*5	*	124,284	80	76	*4	*	*	126	1,805	778	115	206	467	842
Limestone	4,073	750	1,092	1,433	660	125	9	*4	*	*	255,811	35	*35	*	*	*	88	377	440	53	106	208	404
Lowndes	2,985	1,420	954	415	150	41	*5	*	*	*	104,086	418	409	*9	*	*	1,339	4,411	17,160	529	1,155	2,052	4,684
Macon	2,689	916	826	610	247	64	17	*9	*	*	142,760	197	192	5	----	----	643	2,005	5,551	255	627	1,114	3,211
Madison	4,291	1,031	1,305	1,243	573	125	*14	*	*	*	241,203	121	116	*5	*	*	229	1,710	1,487	165	276	693	1,888
Marengo	4,287	2,425	1,058	529	210	52	8	*5	*	*	142,188	346	339	*7	*	*	669	4,027	8,234	441	722	1,645	3,521
Marion	3,253	777	1,071	948	349	66	29	8	*5	*	205,870	8	*8	*	*	*	51	111	548	14	89	59	298
Marshall	4,922	1,069	1,588	1,473	606	150	30	*6	*	*	283,731	29	*29	*	*	*	59	495	341	63	96	322	353
Mobile	1,592	372	433	410	220	100	35	13	6	3	160,105	75	67	4	*4	*	113	2,210	1,664	122	169	853	913

Monroe	3,318	1,030	984	892	345	64	*3	*	*	*	154,950	49	49	----	----	----	285	358	1,551	111	202	439	906
Montgomery	3,100	1,144	906	610	319	81	30	7	*3	*	169,962	552	524	22	*6	*	1,086	8,392	14,458	717	1,100	3,151	5,264
Morgan	3,513	858	969	1,031	479	136	39	13	*8	*	252,727	65	*65	*	*	*	101	764	629	81	100	392	456
Perry	2,901	1,575	772	351	144	47	8	*4	*	*	102,905	233	228	*7	*	*	555	3,588	7,286	388	642	1,455	3,224
Pickens	3,294	1,195	1,119	687	215	66	*12	*	*	*	140,177	28	*28	*	*	*	174	355	1,083	45	220	196	1,159
Pike	2,687	690	859	760	327	62	6	3	----	----	139,289	48	45	*3	*	*	562	879	2,702	77	308	306	1,236
Randolph	2,908	819	805	767	376	99	34	*8	*	*	177,239	59	*39	*	*	*	158	494	1,381	61	154	270	1,036
Russell	2,105	945	583	331	172	61	*13	*	*	*	95,920	284	280	----	*4	*	590	3,288	4,546	384	680	1,117	2,298
St. Clair	2,150	565	649	590	255	77	8	*6	*	*	128,282	22	22	----	----	----	65	187	351	51	106	202	474
Shelby	1,830	546	543	425	181	95	29	8	*3	*	130,396	65	*65	*	*	*	67	904	444	85	110	436	398
Sumter	3,225	1,590	917	463	191	55	*9	*	*	*	116,894	297	291	3	3	----	626	3,014	6,388	417	1,025	1,541	4,800
Talladega	2,666	726	816	702	319	83	17	*3	*	*	146,159	67	64	*3	*	*	177	767	921	97	252	449	842
Tallapoosa	2,519	615	925	650	237	60	28	*4	*	*	138,422	34	*34	*	*	*	90	305	570	49	147	244	556
Tuscaloosa	3,744	1,293	1,249	850	274	59	11	5	*3	*	174,961	21	*21	*	*	*	44	1,097	269	45	78	436	377
Walker	3,241	1,082	1,090	804	211	44	6	4	----	----	139,031	21	*21	*	*	*	23	239	162	31	37	205	160
Washington	1,311	512	424	265	92	15	3	----	----	----	50,736	20	20	----	----	----	67	202	393	44	82	229	365
Wilcox	3,483	1,630	976	586	243	43	*5	*	*	*	129,484	107	*107	*	*	*	491	935	4,739	180	664	644	2,944
Winston	1,996	781	655	378	146	28	4	4	----	----	84,434	11	11	----	----	----	27	121	134	21	37	90	176
ARIZONA																							
State total	6,377	1,748	1,382	1,343	946	533	249	111	37	28	886,607	830	654	95	63	58	2,080	54,256	85,818	1,012	2,402	15,836	28,488
Apache	260	137	54	42	16	8	*3	*	*	*	11,149	13	*13	*	*	*	56	367	1,141	22	73	133	557
Cochise	664	152	147	141	104	61	37	15	4	3	104,791	90	65	5	12	8	217	8,047	12,702	102	202	3,921	5,078
Coconino	229	69	54	34	38	25	5	*4	*	*	24,215	25	21	4	----	----	57	535	969	30	76	179	803
Gila	160	51	48	32	17	5	*7	*	*	*	11,506	22	*22	*	*	*	64	1,251	1,613	32	59	238	372
Graham	343	77	99	79	43	27	12	*6	*	*	34,929	32	29	*3	*	*	150	855	8,210	38	150	225	983
Greenlee	137	29	23	34	37	10	*4	*	*	*	18,827	16	12	*4	*	*	30	561	912	17	36	223	155
Maricopa	2,311	486	456	561	396	233	110	45	15	9	345,859	337	253	44	26	14	846	22,776	32,104	419	967	6,244	12,095
Mohave	156	72	29	31	5	11	5	3	----	----	12,716	11	7	----	*4	*	28	3,420	792	16	39	82	592
Navajo	291	89	60	56	44	23	11	3	2	3	41,759	19	13	2	4	----	51	778	1,607	26	81	364	478
Pima	357	158	63	41	19	21	19	17	9	10	117,133	40	30	4	*6	*	92	1,680	3,040	41	133	789	1,377
Pinal	561	204	135	104	67	34	12	*5	*	*	63,974	58	42	9	4	3	95	6,126	5,623	82	185	723	3,806
Santa Cruz	113	46	36	15	9	4	----	*3	*	*	9,559	23	19	*4	*	*	48	651	1,201	33	80	256	577
Yavapai	417	100	111	87	64	32	14	6	3	----	45,888	75	63	7	1	4	189	3,541	7,314	88	154	1,073	1,375
Yuma	378	78	67	86	87	39	14	*7	*	*	46,302	69	49	11	5	4	157	3,886	6,590	86	169	1,388	2,440
ARKANSAS																							
State total	177,860	41,528	50,140	50,468	26,267	6,247	1,445	858	585	522	14,654,191	5,126	2,885	164	46	31	6,882	68,576	55,655	4,772	6,879	24,152	35,126
Arkansas	1,995	254	401	632	469	194	40	*3	*	*	181,486	36	*36	*	*	*	13	457	83	58	42	254	222
Ashley	2,455	878	719	587	230	38	*3	*	*	*	109,486	66	*66	*	*	*	138	511	551	108	170	411	664
Baxter	1,142	255	310	357	179	34	7	----	----	----	67,261	26	*26	*	*	*	36	311	419	34	37	140	188
Benton	4,158	398	629	901	651	360	326	365	334	194	2,636,394	34	28	3	3	----	61	955	499	54	86	245	487
Boone	1,789	236	395	570	414	130	32	8	*4	*	210,981	131	111	16	*4	*	312	3,453	4,383	167	239	973	1,068
Bradley	1,280	273	418	431	133	21	*4	*	*	*	66,157	18	16	----	----	----	57	136	278	25	36	129	141
Calhoun	996	257	337	314	98	*12	*	*	*	*	47,323	8	8	----	----	----	33	52	286	20	80	78	210
Carroll	2,004	288	469	615	447	133	31	13	*8	*	190,962	173	149	17	*7	*	340	10,960	4,645	192	272	1,168	1,454
Chicot	3,055	1,073	891	741	275	64	*11	*	*	*	147,888	36	36	----	----	----	56	198	210	84	51	335	282
Clark	2,173	488	712	679	249	41	*4	*	*	*	112,874	37	32	*5	*	*	143	947	851	46	132	420	838
Clay	3,037	193	467	959	1,052	347	36	3	----	----	305,871	14	14	----	----	----	17	98	59	22	47	81	208
Cleburne	1,734	533	575	371	189	50	12	*4	*	*	94,021	7	7	----	----	----	30	78	161	10	17	56	76
Cleveland	1,517	310	463	490	195	35	17	7	----	----	95,901	12	*12	*	*	*	45	111	211	17	75	53	818
Columbia	3,168	858	997	925	321	50	8	4	*5	*	168,002	21	*21	*	*	*	99	415	642	30	116	147	718
Conway	2,254	572	705	650	273	44	*10	*	*	*	118,380	43	*43	*	*	*	157	659	995	57	125	307	765
Craighead	4,133	330	803	1,547	1,189	242	19	3	----	----	332,036	30	*30	*	*	*	33	585	213	42	98	290	892
Crawford	1,718	388	521	497	236	69	7	----	----	----	99,601	18	14	4	----	----	53	500	422	21	39	122	154
Crittenden	5,085	1,829	1,697	992	451	121	*15	*	*	*	228,759	134	129	*5	*	*	130	1,318	475	218	206	881	991
Cross	3,086	619	899	956	493	104	9	*6	*	*	191,517	20	*20	*	*	*	62	345	258	48	72	250	312
Dallas	1,149	374	347	312	93	*23	*	*	*	*	51,547	22	*22	*	*	*	62	215	461	29	86	114	268
Desha	3,045	1,097	1,039	615	240	47	7	----	----	----	125,521	35	*35	*	*	*	63	281	328	69	83	308	376
Drew	2,175	615	673	600	236	*51	*	*	*	*	108,208	41	37	*4	*	*	91	655	459	55	88	279	366
Faulkner	2,965	806	890	812	361	74	13	*9	*	*	167,507	41	*41	*	*	*	98	676	816	63	89	285	350
Franklin	1,759	356	485	524	284	74	24	9	*3	*	136,965	49	43	*6	*	*	181	1,266	2,260	73	137	588	703
Fulton	1,587	413	497	442	184	43	*8	*	*	*	86,639	140	130	10	----	----	124	2,705	1,765	174	159	960	781
Garland	1,265	278	370	383	175	42	13	----	*4	*	89,379	28	*28	*	*	*	49	449	389	40	58	229	486
Grant	1,008	381	294	223	91	15	*4	*	*	*	44,720	20	17	*3	*	*	31	529	160	43	33	203	156
Greene	3,397	502	668	1,325	913	180	*9	*	*	*	260,460	22	22	----	----	----	17	170	125	36	49	177	740

COUNTY TABLE 2.—CHICKENS AND TURKEYS—FARMS REPORTING CLASSIFIED BY NUMBER RAISED, 1939; WITH NUMBER OF CHICKENS RAISED, 1939 AND OF TURKEYS RAISED, 1939 AND 1929; AND FARMS REPORTING AND NUMBER OF TURKEYS ON HAND, 1940 AND 1935—Continued

(See text for explanation of asterisks)

STATE AND COUNTY	CHICKENS RAISED, 1939											TURKEYS RAISED								TURKEYS ON HAND (over 4 mo. old, Apr. 1, 1940; over 3 mo. old, Jan. 1, 1935)			
	Farms reporting, by number raised										Number raised	Farms reporting, by number raised, 1939					Farms reporting, 1929	Number raised		Farms reporting		Number	
	Total	Under 25	25 to 49	50 to 99	100 to 199	200 to 399	400 to 799	800 to 1,599	1,600 to 3,199	3,200 and over		Total	Under 50	50 to 99	100 to 199	200 and over		1939	1929	1940	1935	1940	1935
ARKANSAS—Con.																							
Hempstead	3,431	932	1,086	962	344	68	22	13	*4	*	197,744	117	112	*5	*	*	373	1,573	3,265	155	394	672	1,500
Hot Spring	1,626	527	470	398	181	29	13	5	-----	3	103,525	22	18	*4	*	*	31	630	181	34	43	178	147
Howard	1,813	391	536	564	272	35	6	6	*3	*	114,598	18	*18	*	*	*	167	723	1,193	30	115	156	604
Independence	2,917	547	915	936	412	72	21	8	*6	*	192,180	10	10	-----	----	----	27	66	948	21	16	68	43
Izard	2,164	644	667	618	204	26	5	-----	-----	-----	99,251	46	*46	*	*	*	100	793	1,073	58	93	256	426
Jackson	2,517	299	561	916	590	135	*16	*	*	*	185,046	27	27	-----	----	----	47	151	233	43	59	207	300
Jefferson	5,076	2,032	1,526	907	403	175	27	3	3	-----	249,798	69	*69	*	*	*	198	692	772	116	150	481	639
Johnson	1,988	448	637	596	244	52	*11	*	*	*	110,930	23	*23	*	*	*	46	453	284	30	49	138	169
Lafayette	1,720	352	560	546	222	36	*4	*	*	*	94,266	27	*27	*	*	*	56	270	284	42	88	251	1,011
Lawrence	2,412	269	600	924	510	93	11	*5	*	*	174,270	13	13	-----	----	----	20	89	99	20	34	97	123
Lee	3,320	677	1,036	968	519	111	*9	*	*	*	194,268	80	*80	*	*	*	209	769	964	129	177	460	767
Lincoln	2,945	1,201	949	561	203	27	*4	*	*	*	113,651	45	42	3	----	----	89	567	415	60	76	221	379
Little River	1,568	434	534	395	172	27	2	4	-----	-----	78,382	30	*30	*	*	*	77	355	483	55	99	314	474
Logan	2,218	444	593	713	338	95	26	*9	*	*	168,877	26	22	*4	*	*	108	643	964	39	81	202	371
Lonoke	3,513	727	1,168	996	497	113	7	*5	*	*	202,467	29	*29	*	*	*	40	444	165	53	33	225	240
Madison	2,401	396	590	759	469	112	29	31	*15	*	237,800	45	*45	*	*	*	231	693	2,982	69	127	304	1,254
Marion	1,286	251	371	406	217	38	*3	*	*	*	80,225	20	*20	*	*	*	98	412	888	27	86	152	373
Miller	2,147	592	657	546	284	53	11	*4	*	*	119,320	58	55	-----	*3	*	70	1,845	365	84	131	660	787
Mississippi	6,070	1,071	1,474	1,731	1,398	336	49	8	3	-----	457,715	111	103	*8	*	*	133	1,857	598	197	238	1,096	1,428
Monroe	2,188	481	545	727	374	53	*8	*	*	*	130,197	54	*54	*	*	*	67	540	288	79	89	301	412
Montgomery	1,177	294	360	350	141	26	*6	*	*	*	63,921	26	*26	*	*	*	71	504	765	39	67	260	325
Nevada	2,104	560	644	597	255	39	9	-----	-----	-----	109,594	25	25	-----	----	----	97	257	505	32	67	144	404
Newton	1,606	417	530	402	213	38	*6	*	*	*	83,666	20	20	-----	----	----	126	218	1,059	23	46	95	206
Ouachita	1,681	443	484	515	196	35	*8	*	*	*	89,043	41	*41	*	*	*	90	371	520	80	99	267	391
Perry	868	195	285	291	84	9	*4	*	*	*	43,136	16	*16	*	*	*	18	308	117	25	16	134	71
Phillips	4,288	1,383	1,284	1,012	489	108	*12	*	*	*	213,699	177	174	*3	*	*	140	1,310	573	306	208	1,047	787
Pike	1,201	276	351	348	181	27	6	*12	*	*	81,804	3	3	-----	----	----	39	21	206	5	54	27	225
Poinsett	3,515	608	841	1,175	698	171	17	*5	*	*	246,162	43	*43	*	*	*	25	471	107	77	71	366	485
Polk	1,585	339	440	488	244	47	11	8	4	4	139,484	14	*14	*	*	*	35	252	235	18	40	89	182
Pope	2,244	641	718	594	226	57	*8	*	*	*	113,494	26	*26	*	*	*	60	506	390	40	80	215	322
Prairie	1,774	314	446	492	372	123	23	4	-----	-----	137,079	19	19	-----	----	----	16	127	70	42	20	167	85
Pulaski	3,327	748	927	947	560	105	32	4	*4	*	220,774	60	52	4	1	3	72	4,840	371	96	99	772	505
Randolph	2,150	322	488	710	503	107	14	*6	*	*	164,454	37	*37	*	*	*	66	418	399	49	55	226	235
St. Francis	4,302	1,508	1,351	960	379	92	9	*3	*	*	198,251	88	84	*4	*	*	153	850	798	164	156	792	682
Saline	1,611	421	537	392	177	59	14	5	3	3	112,304	21	*21	*	*	*	26	930	137	43	63	362	251
Scott	1,344	324	395	403	178	37	7	-----	-----	-----	74,580	20	*20	*	*	*	94	388	1,008	35	67	138	367
Searcy	1,653	421	460	442	242	71	11	6	-----	-----	101,939	27	*27	*	*	*	134	423	1,782	39	80	221	398
Sebastian	1,885	425	585	566	215	62	19	9	*4	*	130,371	71	61	*10	*	*	132	2,070	1,288	78	115	536	539
Sevier	1,362	257	363	438	213	42	12	20	13	4	160,183	15	*15	*	*	*	56	187	404	28	47	120	160
Sharp	1,666	470	551	446	166	25	*8	*	*	*	80,362	22	*22	*	*	*	81	424	962	28	51	150	288
Stone	1,323	342	388	447	111	29	*6	*	*	*	67,709	9	9	-----	----	----	63	62	1,511	15	29	54	115
Union	2,410	498	701	726	406	59	16	4	-----	-----	149,527	54	50	*4	*	*	156	853	650	82	146	467	549
Van Buren	1,700	531	522	441	176	20	*10	*	*	*	84,547	8	*8	*	*	*	60	120	366	26	46	102	192
Washington	4,195	617	793	1,071	722	304	223	217	158	90	1,495,684	112	79	12	10	11	196	8,836	2,048	148	150	1,125	744
White	4,002	923	1,263	1,227	484	87	15	3	-----	-----	211,369	22	*22	*	*	*	31	276	138	35	43	152	164
Woodruff	2,346	435	679	771	393	62	3	*3	*	*	141,442	9	9	-----	----	----	55	95	183	22	42	91	164
Yell	2,114	467	608	618	311	87	14	*9	*	*	143,256	13	10	*3	*	*	50	661	239	21	40	133	152

CALIFORNIA

State total	61,645	14,580	12,631	11,413	7,405	4,852	4,323	3,437	1,712	1,292	24,750,462	8,148	4,957	891	625	1,677	19,776	2,593,406	1,246,993	8,590	20,460	365,238	595,579
Alameda	1,402	454	219	172	99	112	129	134	61	22	596,588	151	125	14	5	9	178	10,622	4,703	172	203	1,670	3,785
Alpine	12	3	1	4	*4	*	*	*	*	*	1,250	----	----	----	----	----	1	----	5	----	3	----	15
Amador	319	117	90	54	21	18	14	1	4	----	51,218	36	25	6	2	3	70	2,248	3,264	42	78	327	1,004
Butte	1,269	261	338	276	197	100	60	32	2	3	165,265	166	89	29	15	33	481	59,961	41,052	181	468	5,193	17,840
Calaveras	299	106	81	50	30	12	9	*11	*	*	32,206	82	55	13	4	10	167	7,152	8,852	80	156	1,021	2,062
Colusa	389	53	84	99	81	49	17	*6	*	*	56,347	88	52	16	7	13	298	24,143	26,940	97	327	4,004	16,219
Contra Costa	868	263	207	176	89	49	39	28	10	7	157,567	84	54	18	8	4	268	5,650	6,901	108	282	1,349	2,647
Del Norte	151	69	43	28	4	4	*3	*	*	*	7,086	*3	*	*	*	*	14	*	194	5	26	25	255
El Dorado	479	182	122	83	46	20	11	10	5	----	51,609	100	84	9	1	6	166	10,684	4,908	108	124	794	1,955
Fresno	5,515	1,493	1,348	1,160	680	377	260	137	39	21	811,562	343	237	30	12	64	1,628	103,074	47,989	400	1,415	10,280	18,685
Glenn	913	167	192	222	157	94	56	17	*8	*	134,666	256	120	37	26	73	622	74,339	91,550	209	564	8,464	49,725
Humboldt	1,291	530	393	210	70	30	29	20	*9	*	129,199	111	84	19	3	5	183	7,098	4,871	152	235	1,225	1,989
Imperial	1,139	247	204	284	203	106	59	26	*10	*	215,693	180	125	36	14	5	606	8,078	33,255	234	472	3,130	5,758
Inyo	82	16	9	26	21	3	2	*5	*	*	12,999	9	6	*3	*	*	73	405	4,370	13	47	108	469
Kern	977	121	161	236	207	137	68	29	11	7	205,972	160	111	18	14	17	576	18,476	25,226	200	595	2,351	6,515
Kings	1,511	361	284	313	179	91	50	26	*7	*	154,744	118	93	5	5	15	463	24,539	11,981	175	407	3,152	2,834
Lake	451	100	104	115	57	32	26	9	8	----	70,177	95	53	18	18	6	256	6,841	17,726	107	206	1,544	3,293
Lassen	369	92	82	76	52	37	22	*8	*	* *	45,122	67	49	4	9	5	145	3,869	7,065	57	122	470	1,190
Los Angeles	4,438	889	646	540	356	389	507	586	296	229	3,988,014	716	397	52	68	199	960	257,001	62,695	834	1,168	28,428	30,341
Madera	794	149	178	194	120	65	51	29	*10	*	139,357	114	74	13	7	20	346	22,199	14,576	151	409	2,948	6,396
Marin	298	38	47	38	20	20	41	47	32	15	241,855	45	30	5	5	5	154	6,159	5,071	46	250	592	4,282
Mariposa	260	86	84	58	24	4	*4	*	*	*	16,167	39	31	2	2	4	54	3,524	2,359	40	94	353	1,603
Mendocino	1,127	396	288	205	79	45	58	36	15	5	187,841	172	126	26	12	8	447	9,967	19,995	204	418	2,259	5,217
Merced	2,025	507	548	442	204	145	108	47	18	6	331,828	223	131	17	14	61	853	200,608	49,409	284	903	36,978	36,272
Modoc	484	138	95	104	75	44	*8	*	*	*	35,593	62	54	3	*5	*	208	2,042	6,315	79	191	574	4,015
Mono	59	28	16	9	2	*4	*	*	*	*	3,545	10	*10	*	*	*	13	1,004	818	9	22	65	149
Monterey	806	212	197	147	91	50	41	36	15	17	240,635	98	74	9	8	7	235	9,645	9,582	125	226	1,470	3,624
Napa	847	201	152	138	93	82	91	69	28	13	356,291	132	69	19	17	27	238	23,622	22,338	152	231	3,248	6,122
Nevada	307	81	76	55	45	18	13	12	*7	*	64,217	54	38	3	5	8	107	6,445	4,456	46	90	601	2,488
Orange	965	192	163	167	98	108	90	66	43	38	607,486	75	43	5	5	22	227	33,449	9,330	56	173	4,414	2,072
Placer	841	268	181	172	93	41	35	32	10	9	171,726	158	73	24	12	49	257	92,055	51,533	157	330	13,561	52,451
Plumas	117	30	31	39	7	7	*3	*	*	*	8,306	15	11	*4	*	*	36	428	1,419	19	31	171	203
Riverside	1,962	375	367	344	247	209	202	137	43	38	802,332	433	235	45	38	115	710	140,814	49,412	390	821	25,449	31,406
Sacramento	1,758	370	301	330	186	152	148	147	100	44	798,325	275	124	31	32	88	492	101,599	57,653	246	522	10,938	31,955
San Benito	369	107	78	67	45	21	28	13	7	3	84,587	74	44	11	6	13	112	33,844	4,137	86	118	943	958
San Bernardino	2,009	276	257	219	210	225	286	282	154	100	1,739,455	227	129	20	30	48	578	79,080	47,732	200	512	7,939	11,541
San Diego	2,339	615	418	395	244	225	218	124	62	40	908,086	405	187	36	25	157	522	225,550	38,198	389	520	38,184	38,566
San Francisco	6	----	----	----	2	----	1	*3	*	*	16,050	*1	*	*	*	*	2	*	5	----	5	----	23
San Joaquin	2,886	801	662	577	312	231	157	99	35	12	505,081	277	154	25	24	74	709	130,206	38,596	289	876	11,269	11,771
San Luis Obispo	1,084	291	222	236	141	79	50	36	19	10	233,026	281	202	24	15	40	439	63,592	27,514	310	555	12,011	10,613
San Mateo	354	62	89	73	52	21	26	15	9	7	99,176	42	34	4	*4	*	67	2,495	1,401	48	48	354	799
Santa Barbara	524	131	150	125	49	26	13	12	11	7	139,123	62	47	5	3	7	172	12,969	3,215	95	188	1,787	1,794
Santa Clara	1,965	736	513	241	114	102	114	81	36	28	562,982	95	61	14	6	14	290	15,760	8,198	122	315	2,887	3,056
Santa Cruz	782	178	169	114	63	48	78	63	30	39	538,361	58	36	3	5	14	95	11,100	2,397	63	112	1,562	3,164
Shasta	732	211	156	149	110	71	17	14	*4	*	80,971	120	88	16	7	9	300	10,540	22,351	161	314	2,070	6,317
Sierra	48	16	11	14	4	3	----	----	----	----	2,714	5	5	----	----	----	13	104	231	6	17	16	68
Siskiyou	822	133	149	133	332	52	11	8	4	----	76,378	120	96	15	4	5	290	6,882	11,303	144	298	946	2,367
Solano	723	134	141	170	101	66	44	41	15	11	223,954	164	106	24	11	23	280	25,724	12,291	163	362	5,490	6,058
Sonoma	2,888	268	301	248	156	192	351	523	382	467	6,308,471	183	94	26	21	42	597	61,904	19,728	252	713	20,742	9,036
Stanislaus	3,252	744	729	587	541	241	209	119	47	35	826,642	290	150	20	12	108	814	263,468	39,242	224	898	16,323	20,529
Sutter	712	155	161	171	97	63	33	23	*9	*	115,195	103	62	16	5	20	349	30,104	29,994	121	311	3,651	15,492
Tehama	896	149	140	189	154	107	90	38	16	13	274,181	259	117	39	20	83	578	93,064	109,938	250	552	14,450	52,073
Trinity	194	68	53	41	18	8	6	----	----	----	12,678	24	19	2	*3	*	47	1,198	1,375	25	46	175	224
Tulare	3,114	507	580	707	504	318	269	167	64	18	802,478	371	244	28	25	74	1,161	163,859	59,312	348	1,244	17,763	19,161
Tuolumne	243	68	67	52	26	13	10	7	----	----	25,492	56	43	1	3	9	79	28,171	2,591	58	85	3,619	1,118
Ventura	389	89	78	81	51	27	24	16	17	6	122,032	51	23	5	9	14	146	24,258	4,956	38	201	728	3,379
Yolo	688	166	146	174	103	57	20	11	6	5	127,442	128	84	12	11	21	424	40,999	32,668	141	359	2,107	12,268
Yuba	322	80	69	84	40	27	17	2	----	3	55,435	82	51	12	5	14	180	11,040	23,829	79	224	1,066	12,612
COLORADO																							
State total	37,218	4,581	5,186	8,544	10,015	6,702	1,704	365	88	33	5,210,207	8,814	5,813	1,411	766	824	15,508	901,502	547,789	8,894	15,267	86,874	145,352
Adams	1,106	94	136	232	358	203	66	8	*9	*	176,501	279	177	48	20	34	490	25,679	14,993	300	451	2,907	3,995
Alamosa	407	68	57	107	104	56	11	*4	*	*	47,029	148	125	16	*7	*	158	4,227	3,694	167	195	1,160	1,452
Arapahoe	684	74	63	151	163	127	62	29	*15	*	161,328	202	136	23	11	32	302	33,615	9,819	201	292	3,608	5,398
Archuleta	276	118	69	61	17	*11	*	*	*	*	13,180	55	38	5	4	8	114	3,989	8,413	62	97	414	914

COUNTY TABLE 2.—CHICKENS AND TURKEYS—FARMS REPORTING CLASSIFIED BY NUMBER RAISED, 1939; WITH NUMBER OF CHICKENS RAISED, 1939 AND OF TURKEYS RAISED, 1939 AND 1929; AND FARMS REPORTING AND NUMBER OF TURKEYS ON HAND, 1940 AND 1935—Continued

(See text for explanation of asterisks)

STATE AND COUNTY	CHICKENS RAISED, 1939											TURKEYS RAISED								TURKEYS ON HAND (over 4 mo. old, Apr. 1, 1940; over 3 mo. old, Jan. 1, 1935)			
	Farms reporting, by number raised										Number raised	Farms reporting, by number raised, 1939					Farms reporting, 1929	Number raised		Farms reporting		Number	
	Total	Under 25	25 to 49	50 to 99	100 to 199	200 to 399	400 to 799	800 to 1,599	1,600 to 3,199	3,200 and over		Total	Under 50	50 to 99	100 to 199	200 and over		1939	1929	1940	1935	1940	1935
COLORADO—Con.																							
Baca	624	38	55	127	240	142	18	*4	*	*	86,322	96	55	15	14	12	339	6,533	8,104	127	299	1,065	3,006
Bent	549	22	52	114	170	143	41	*7	*	*	92,809	239	69	49	43	78	392	58,831	21,923	177	343	3,008	6,349
Boulder	1,112	78	136	228	278	255	80	39	15	3	257,350	185	119	25	11	30	252	39,510	7,464	209	305	3,623	2,722
Chaffee	217	43	35	58	47	25	9	-----	-----	-----	21,991	49	43	*6	*	*	106	1,208	1,714	51	102	274	678
Cheyenne	378	27	36	88	118	85	21	*3	*	*	56,074	109	56	23	22	8	176	8,211	5,430	120	313	1,142	3,370
Clear Creek	27	3	8	5	2	3	*6	*	*	*	6,010	3	3	-----	-----	-----	5	48	46	-----	3	------	15
Conejos	665	250	184	119	62	36	11	3	-----	-----	42,079	125	112	8	*5	*	233	3,088	5,609	156	245	1,116	1,897
Costilla	331	158	83	60	24	6	------	-----	-----	-----	13,271	32	32	-----	-----	-----	54	434	853	40	72	211	535
Crowley	415	38	42	101	149	71	*14	*	*	*	51,987	81	50	15	12	4	296	5,618	19,022	75	216	502	2,309
Custer	230	68	61	66	22	*13	*	*	*	*	13,644	42	*42	*	*	*	81	822	1,437	52	99	276	467
Delta	1,268	144	198	360	378	156	*32	*	*	*	130,026	222	151	45	22	4	693	10,051	34,992	204	437	1,192	3,745
Denver	25	4	2	3	1	3	5	3	*4	*	22,518	*2	*	*	*	*	10	*	191	*2	14	*	134
Dolores	166	42	54	43	22	5	------	-----	-----	-----	9,333	*2	*	*	*	*	27	*	900	6	24	24	152
Douglas	330	44	48	84	80	52	15	7	-----	-----	43,980	67	54	8	2	3	139	4,060	5,946	77	141	829	1,509
Eagle	258	51	53	74	52	18	*10	*	*	*	23,105	64	57	*7	*	*	108	1,427	3,585	70	114	334	719
Elbert	741	63	80	179	233	147	32	7	-----	-----	100,467	188	148	27	9	4	344	7,701	9,717	204	351	1,587	3,333
El Paso	899	96	143	219	226	142	44	18	6	5	158,934	214	157	28	12	17	338	19,535	9,074	242	314	5,513	2,887
Fremont	755	167	138	213	128	72	27	7	3	-----	78,709	123	82	28	7	6	166	6,184	4,852	141	245	1,096	2,034
Garfield	721	122	143	220	168	52	12	*4	*	*	63,921	139	113	22	*4	*	250	3,911	8,376	150	211	905	1,548
Gilpin	35	17	8	5	2	3	------	-----	-----	-----	1,847	-----	-----	-----	-----	-----	-----	--------	--------	-----	1	------	2
Grand	151	40	42	32	28	6	*3	*	*	*	10,500	17	*17	*	*	*	44	287	648	17	59	64	323
Gunnison	181	63	45	50	13	*10	*	*	*	*	9,509	12	12	-----	-----	-----	48	161	857	13	49	74	216
Hinsdale	14	7	3	*4	*	*	*	*	*	*	491	-----	-----	-----	-----	-----	6	--------	173	*1	1	*	3
Huerfano	486	181	135	91	57	17	*5	*	*	*	28,437	81	67	8	2	4	138	4,504	2,223	124	191	794	1,198
Jackson	84	38	28	12	3	*3	*	*	*	*	3,570	5	*5	*	*	*	8	144	113	5	22	41	101
Jefferson	1,074	153	184	251	214	127	91	36	10	8	230,444	171	115	18	8	30	288	64,501	9,925	164	317	2,271	4,701
Kiowa	350	26	32	85	112	83	12	-----	-----	-----	46,499	93	43	17	15	18	169	12,244	6,396	84	210	862	2,711
Kit Carson	813	54	64	175	284	187	41	*8	*	*	123,384	265	190	50	16	9	298	11,561	5,895	284	400	2,189	2,539
Lake	7	*7	*	*	*	*	*	*	*	*	149	-----	-----	-----	-----	-----	1	--------	2	3	2	12	6
La Plata	751	158	167	189	153	69	*15	*	*	*	63,548	214	144	38	26	6	434	10,737	27,638	222	401	1,477	3,278
Larimer	1,331	92	130	276	359	337	96	33	5	3	257,983	300	172	36	16	76	402	89,253	10,508	261	558	2,955	8,803
Las Animas	903	282	205	212	130	57	14	*3	*	*	64,601	156	128	17	*11	*	282	4,783	7,031	185	351	1,090	2,005
Lincoln	601	57	60	149	185	113	30	*7	*	*	88,624	183	115	35	19	14	320	14,560	9,706	192	390	1,954	5,120
Logan	1,304	43	65	214	445	436	89	12	-----	-----	237,625	362	248	57	32	25	474	38,079	12,411	341	388	2,238	2,431
Mesa	1,754	258	347	552	423	134	27	10	3	-----	160,132	179	139	25	10	5	863	11,044	47,688	184	482	959	3,325
Mineral	12	3	4	*5	*	*	*	*	*	*	649	3	3	-----	-----	-----	5	38	20	*2	7	*	27
Moffat	316	51	60	84	79	33	5	4	-----	-----	33,438	61	55	*6	*	*	171	1,362	3,404	68	117	380	785
Montezuma	734	161	161	206	151	43	*12	*	*	*	55,159	157	104	36	13	4	349	6,908	14,918	169	271	1,089	2,271
Montrose	1,104	139	178	310	308	129	35	*5	*	*	119,072	253	174	39	26	14	509	15,687	22,876	258	479	2,307	4,507
Morgan	1,062	24	61	165	375	326	99	*12	*	*	201,292	249	140	43	24	42	382	53,873	11,862	230	370	2,564	3,141
Otero	851	56	104	222	264	164	32	4	*5	*	127,591	255	113	46	45	51	495	42,999	36,441	230	462	3,218	5,046
Ouray	110	27	30	27	14	*12	*	*	*	*	8,335	16	11	5	-----	-----	63	467	2,555	24	46	92	317
Park	153	64	42	21	16	*10	*	*	*	*	8,499	7	7	-----	-----	-----	47	153	585	14	48	77	219
Phillips	495	9	14	50	149	211	53	9	-----	-----	109,151	179	118	32	11	18	170	16,241	3,202	166	170	1,827	1,245
Pitkin	125	23	31	51	15	2	3	-----	-----	-----	8,143	33	29	*4	*	*	74	815	1,435	34	64	148	350
Prowers	817	20	58	140	267	246	74	12	-----	-----	153,792	298	81	52	72	93	532	55,868	22,615	203	525	2,124	5,502
Pueblo	842	96	180	271	169	89	25	8	*4	*	104,509	155	101	27	13	14	267	11,821	8,576	168	438	1,718	4,789
Rio Blanco	230	33	40	75	58	19	5	-----	-----	-----	20,714	62	56	*6	*	*	121	1,312	2,961	62	76	296	594
Rio Grande	506	57	95	130	136	72	*16	*	*	*	55,686	114	108	*6	*	*	206	1,945	4,139	125	284	817	1,846
Routt	588	79	92	155	163	83	*16	*	*	*	63,015	96	84	7	*5	*	193	2,465	3,917	112	255	575	1,454
Saguache	308	60	67	87	61	29	4	-----	-----	-----	26,070	86	78	*8	*	*	118	1,674	2,536	105	163	566	955

San Juan																						
San Miguel	138	48	33	42	12	*3	*	*	*	*	6,788	16	12	*4	*	*	58	601	1,319	23	43	105	268
Sedgwick	398	12	19	55	116	158	*36	*	*	*	79,342	89	67	9	6	7	151	7,652	3,305	96	135	711	949
Summit	21	6	6	5	*4	*	*	*	*	*	2,177	3	3	-----	-----	----	7	28	94	5	9	20	58
Teller	93	27	16	23	15	8	4	-----	-----	-----	8,408	16	*16	*	*	*	22	280	639	17	33	76	170
Washington	1,145	49	79	192	410	346	66	*3	*	*	189,962	467	303	94	38	32	523	39,316	16,074	421	459	4,076	3,144
Weld	3,679	205	323	788	1,291	858	164	43	*7	*	568,374	914	566	165	93	90	1,521	101,359	37,542	918	1,541	11,494	15,288
Yuma	1,468	46	101	233	491	468	120	*9	*	*	262,150	581	373	128	57	23	676	31,417	19,426	531	567	4,603	4,517
CONNECTICUT																							
State total	11,378	1,853	2,092	1,908	1,461	1,293	957	776	503	535	7,838,377	550	338	73	53	86	1,040	72,598	24,433	555	1,256	10,065	13,864
Fairfield	1,260	157	267	269	203	145	94	70	33	22	424,781	64	39	8	11	6	73	6,353	1,758	56	113	876	1,790
Hartford	2,122	404	485	402	256	200	151	106	71	47	777,991	111	75	14	6	16	205	11,105	6,872	115	289	1,913	3,182
Litchfield	1,643	309	358	330	237	189	92	74	35	19	453,068	62	42	6	4	10	91	5,819	1,750	64	122	796	1,471
Middlesex	724	89	122	157	116	92	45	37	27	39	428,627	32	24	2	3	3	74	1,544	1,145	31	102	174	757
New Haven	1,653	219	281	263	247	206	187	135	75	40	905,335	99	46	20	13	20	96	14,213	1,478	99	197	1,708	2,078
New London	1,673	325	272	217	198	203	134	115	83	126	1,867,810	95	57	12	10	16	250	18,108	5,069	104	234	2,500	1,852
Tolland	1,107	206	186	169	125	130	102	93	46	50	720,875	46	27	4	5	10	125	9,382	3,513	44	76	1,152	744
Windham	1,196	144	121	101	79	128	152	146	133	192	2,259,890	41	28	7	1	5	126	6,074	2,848	42	123	946	2,010
DELAWARE																							
State total	7,031	296	590	1,150	1,471	1,493	613	273	232	913	17,866,460	1,378	961	225	132	60	2,239	92,654	60,714	1,443	2,519	14,316	22,810
Kent	2,172	100	232	455	505	552	199	71	33	25	898,102	718	495	118	76	29	1,032	36,139	29,793	751	1,068	5,297	8,329
New Castle	1,221	86	100	221	280	315	145	49	8	17	396,177	320	234	52	27	7	657	12,342	18,465	320	689	2,007	5,029
Sussex	3,638	110	258	474	686	626	269	153	191	871	16,372,181	340	232	55	29	24	550	44,173	12,456	372	762	7,012	9,452
DISTRICT OF COLUMBIA																							
Dist. Columbia	17	4	1	5	------	1	3	*3	*	*	22,050	2	2	-----	----	----	2	23	18	2	2	11	5
FLORIDA																							
State total	37,699	10,305	11,052	8,916	4,361	1,534	714	435	218	162	4,633,284	2,409	1,981	288	107	33	4,193	79,800	68,689	3,240	5,502	23,566	40,665
Alachua	1,589	333	484	436	248	55	16	11	*6	*	126,227	175	154	17	*4	*	213	4,532	2,620	238	326	1,384	1,792
Baker	368	148	115	73	26	*6	*	*	*	*	16,307	10	*10	*	*	*	18	171	114	20	33	79	210
Bay	122	28	51	26	11	3	*3	*	*	*	10,756	*1	*	*	*	*	16	*	58	*2	17	*	141
Bradford	679	208	230	145	59	21	13	*3	*	*	42,183	11	11	-----	----	----	24	164	192	18	27	76	117
Brevard	238	47	49	52	41	27	10	8	*4	*	45,638	12	*12	*	*	*	19	354	682	18	18	157	115
Broward	76	7	9	12	10	16	6	8	7	3	67,526	5	5	-----	----	----	7	107	185	7	11	100	109
Calhoun	401	102	142	98	48	8	3	-----	-----	-----	20,557	11	11	-----	----	----	40	89	274	15	39	50	180
Charlotte	43	23	5	6	5	1	*3	*	*	*	3,690	3	3	-----	----	----	3	53	25	5	8	19	40
Citrus	157	50	42	38	19	4	*4	*	*	*	10,087	14	*14	*	*	*	27	378	539	21	44	115	462
Clay	223	68	74	43	13	11	4	8	*4	*	30,075	13	*13	*	*	*	79	194	1,518	14	25	55	248
Collier	32	24	2	2	------	*4	*	*	*	*	4,379	-----	-----	-----	----	----	-----	-------	-------	*2	------	*	------
Columbia	1,159	285	328	321	141	52	16	*16	*	*	90,034	84	75	*9	*	*	235	1,818	5,903	110	385	560	2,204
Dade	316	45	33	45	49	41	41	22	17	23	360,700	39	30	5	1	3	38	1,755	1,733	41	35	511	673
De Soto	274	107	71	30	34	16	4	4	*8	*	40,275	5	*5	*	*	*	36	91	381	15	28	72	246
Dixie	143	36	42	39	18	4	1	*3	*	*	11,451	14	*14	*	*	*	26	409	642	16	47	156	251
Duval	1,007	121	237	259	181	92	61	28	14	14	247,729	49	37	8	4	----	52	1,519	929	63	77	557	794
Escambia	928	281	287	214	112	22	5	2	*5	*	84,929	22	*22	*	*	*	90	1,148	1,203	43	141	289	671
Flagler	66	8	12	22	10	4	4	3	*3	*	23,139	4	4	-----	----	----	7	37	76	4	7	25	66
Franklin	12	3	2	3	*4	*	*	*	*	*	2,194	-----	-----	-----	----	----	-----	-------	-------	-----	3	------	9
Gadsden	1,119	368	264	260	163	44	17	*3	*	*	73,894	51	*51	*	*	*	78	1,413	512	78	151	510	846
Gilchrist	469	70	154	150	80	12	3	-----	-----	-----	28,143	299	188	79	*32	*	229	13,522	6,369	330	361	2,649	2,575
Glades	92	25	21	18	11	6	7	*4	*	*	13,597	8	*8	*	*	*	13	337	530	9	15	130	122
Gulf	54	12	11	14	8	4	2	*3	*	*	21,745	*2	*	*	*	*	6	*	78	4	5	9	33
Hamilton	660	239	196	141	66	*18	*	*	*	*	29,524	15	15	-----	----	----	29	114	229	22	42	85	181
Hardee	747	280	208	182	53	24	9	*11	*	*	52,362	6	*6	*	*	*	42	127	633	16	67	93	367
Hendry	97	33	21	28	9	3	*3	*	*	*	7,085	11	11	-----	----	----	7	204	187	11	12	63	3,055
Hernando	317	126	83	49	20	13	10	9	*7	*	52,956	13	*13	*	*	*	31	318	335	19	25	130	165
Highlands	70	9	5	13	5	3	15	11	3	6	62,639	4	4	-----	----	----	18	25	471	5	27	35	220
Hillsborough	2,130	502	586	515	259	133	61	42	20	12	328,856	87	67	13	*7	*	121	3,253	2,751	140	146	1,369	743
Holmes	1,411	339	506	353	167	35	6	*5	*	*	78,884	21	21	-----	----	----	92	300	773	21	104	87	582
Indian River	128	43	35	33	8	4	2	3	-----	-----	9,769	5	5	-----	----	----	9	73	122	6	4	52	45
Jackson	3,021	1,006	966	698	294	44	9	*4	*	*	145,234	84	*84	*	*	*	352	923	2,848	130	386	430	2,185
Jefferson	975	407	316	159	60	20	10	3	-----	-----	45,620	34	*34	*	*	*	78	357	421	57	70	245	354

COUNTY TABLE 2.—CHICKENS AND TURKEYS—FARMS REPORTING CLASSIFIED BY NUMBER RAISED, 1939; WITH NUMBER OF CHICKENS RAISED, 1939 AND OF TURKEYS RAISED, 1939 AND 1929; AND FARMS REPORTING AND NUMBER OF TURKEYS ON HAND, 1940 AND 1935—Continued

(See text for explanation of asterisks)

STATE AND COUNTY	CHICKENS RAISED, 1939											TURKEYS RAISED								TURKEYS ON HAND (over 4 mo. old, Apr. 1, 1940; over 3 mo. old, Jan. 1, 1935)			
	Farms reporting, by number raised										Number raised	Farms reporting, by number raised, 1939					Farms reporting, 1929	Number raised		Farms reporting		Number	
	Total	Under 25	25 to 49	50 to 99	100 to 199	200 to 399	400 to 799	800 to 1,599	1,600 to 3,199	3,200 and over		Total	Under 50	50 to 99	100 to 199	200 and over		1939	1929	1940	1935	1940	1935
FLORIDA—Con.																							
Lafayette	467	68	157	160	62	*20	*	*	*	*	27,784	62	51	6	5	----	78	2,022	1,616	88	131	901	780
Lake	468	117	124	94	51	36	22	12	8	4	97,858	25	19	*6	*	*	49	915	1,356	37	39	287	303
Lee	141	16	33	50	17	9	10	2	1	3	37,025	8	*8	*	*	*	15	247	366	8	12	78	138
Leon	1,022	491	284	153	66	13	9	2	*4	*	53,319	70	70	-----	----	----	146	568	965	118	184	500	712
Levy	692	139	226	184	112	27	1	3	-----	-----	43,196	312	237	56	15	4	223	11,932	5,809	375	441	2,605	2,933
Liberty	185	35	82	38	13	7	6	*4	*	*	20,262	4	4	-----	----	----	29	61	311	5	38	15	217
Madison	1,230	376	369	288	135	36	8	14	*4	*	98,034	34	34	-----	----	----	70	385	625	45	110	189	450
Manatee	321	73	92	77	43	21	5	*10	*	*	47,043	13	10	*3	*	*	17	394	399	24	31	116	255
Marion	1,559	508	498	342	137	35	17	16	*6	*	107,122	137	119	11	3	4	195	4,616	2,094	181	297	1,447	2,222
Martin	31	3	9	7	2	2	3	1	*4	*	25,351	*2	*	*	*	*	5	*	54	*2	------	*	------
Monroe	17	5	4	3	1	*4	*	*	*	*	2,382	*1	*	*	*	*	------	*	--------	*2	1	*	3
Nassau	402	65	100	71	48	28	31	33	18	8	178,221	37	34	3	----	----	48	702	530	52	83	238	463
Okaloosa	738	189	225	198	100	17	*9	*	*	*	42,620	9	9	-----	----	----	91	74	911	15	65	74	492
Okeechobee	131	37	29	28	21	6	5	*5	*	*	23,001	*1	*	*	*	*	4	*	29	5	9	27	43
Orange	539	180	119	99	63	40	14	15	3	6	121,016	22	*22	*	*	*	51	1,002	1,211	26	65	315	480
Osceola	231	53	52	71	28	15	8	*4	*	*	25,497	18	13	5	----	----	23	499	398	28	19	263	132
Palm Beach	238	40	48	56	34	19	14	15	8	4	95,148	8	3	*5	*	*	11	680	139	13	14	290	428
Pasco	610	139	155	131	64	57	34	16	10	4	158,754	17	13	*4	*	*	30	505	427	35	23	270	202
Pinellas	232	37	48	45	37	25	11	12	9	8	105,112	12	8	*4	*	*	18	1,154	370	13	39	112	293
Polk	1,476	285	396	419	244	61	28	17	15	11	243,624	52	39	10	*3	*	108	1,741	2,006	79	76	727	815
Putnam	486	148	135	105	40	22	15	10	6	5	77,553	38	32	*6	*	*	44	1,184	558	49	41	383	362
St. Johns	284	70	59	77	34	19	15	4	-----	6	128,680	13	*13	*	*	*	29	173	328	14	46	96	445
St. Lucie	70	20	14	16	10	5	*5	*	*	*	26,931	6	*6	*	*	*	17	212	258	8	12	52	44
Santa Rosa	968	213	293	302	115	37	*8	*	*	*	57,269	45	38	4	*3	*	103	1,496	1,271	74	163	615	761
Sarasota	50	7	16	7	5	6	3	2	*4	*	19,362	*2	*	*	*	*	10	*	307	3	6	83	134
Seminole	323	93	86	67	28	24	13	3	5	4	74,411	16	9	1	*6	*	9	3,335	105	18	33	304	409
Sumter	585	175	180	133	72	16	5	*4	*	*	37,886	36	33	-----	*3	*	67	3,153	610	43	61	775	314
Suwannee	1,564	363	495	442	206	47	*11	*	*	*	93,489	207	168	26	10	3	373	6,914	8,948	257	491	1,950	4,637
Taylor	389	130	137	76	24	13	6	3	-----	-----	21,987	15	*15	*	*	*	42	229	313	22	59	112	334
Union	420	127	134	85	47	14	5	5	*3	*	38,469	7	*7	*	*	*	27	223	406	12	29	78	155
Volusia	634	156	171	138	70	39	28	16	8	8	151,786	20	14	*6	*	*	44	660	753	33	72	222	1,215
Wakulla	181	53	62	45	11	6	*4	*	*	*	10,791	15	*15	*	*	*	21	308	226	17	8	120	59
Walton	820	255	232	183	83	35	15	8	5	4	100,435	11	11	-----	----	----	48	152	422	18	33	74	259
Washington	1,072	276	401	251	108	31	*5	*	*	*	53,682	22	22	-----	----	----	113	164	1,235	21	85	109	377
GEORGIA																							
State total	183,528	36,114	51,347	56,918	29,675	7,175	1,316	552	288	143	13,376,439	4,228	4,027	137	34	30	10,834	69,124	85,731	6,196	13,750	28,653	62,469
Appling	1,391	172	351	525	275	61	*7	*	*	*	95,596	16	16	-----	----	----	71	235	517	22	100	86	427
Atkinson	590	85	156	191	117	38	*3	*	*	*	43,062	17	17	-----	----	----	30	204	115	37	50	159	235
Bacon	906	128	249	302	164	56	7	-----	-----	-----	62,345	*2	*	*	*	*	21	*	119	7	44	52	160
Baker	950	353	310	205	67	*15	*	*	*	*	39,281	82	82	-----	----	----	164	484	1,354	115	220	369	968
Baldwin	665	173	234	154	81	15	*8	*	*	*	37,863	59	*59	*	*	*	108	618	542	75	91	251	325
Banks	1,250	173	315	458	252	44	4	-----	4	-----	90,684	10	10	-----	----	----	49	57	348	14	27	50	164
Barrow	1,244	159	310	492	222	43	7	7	*4	*	101,429	6	6	-----	----	----	20	79	111	8	21	29	71
Bartow	1,566	205	407	558	332	53	*11	*	*	*	105,798	43	35	*8	*	*	97	1,065	566	56	82	298	432
Ben Hill	685	126	189	224	109	29	*8	*	*	*	47,555	37	*37	*	*	*	79	358	842	50	117	225	531
Berrien	1,545	179	380	559	332	83	8	*4	*	*	115,625	14	14	-----	----	----	46	166	310	21	64	98	323
Bibb	557	129	173	129	81	31	8	3	*3	*	50,382	25	25	-----	----	----	39	337	831	38	68	167	243
Bleckley	792	137	226	243	129	40	11	2	*4	*	67,757	12	*12	*	*	*	51	200	439	14	44	94	182

Brantley	608	167	176	172	62	22	*9	*	*	*	36,770	3	3	———	———	———	27	20	182	5	20	14	80
Brooks	1,837	488	574	460	247	54	11	*3	*	*	105,691	41	*41	*	*	*	97	397	685	56	158	212	604
Bryan	323	64	91	104	50	*14	*	*	*	*	18,905	26	*26	*	*	*	33	411	342	38	65	177	335
Bulloch	2,566	243	631	894	609	148	32	6	*3	*	213,197	87	77	*10	*	*	134	2,087	1,033	135	273	624	1,307
Burke	2,087	517	530	585	325	117	8	5	-----	-----	136,085	127	*127	*	*	*	192	1,289	1,098	191	315	672	1,214
Butts	820	147	221	268	140	28	13	*3	*	*	58,760	4	4	———	———	———	14	22	57	10	15	26	157
Calhoun	975	548	252	123	35	13	*4	*	*	*	32,616	12	*12	*	*	*	51	270	287	26	80	91	363
Camden	208	51	57	43	34	10	5	3	5	-----	26,591	4	4	———	———	———	23	25	179	7	25	66	79
Candler	1,039	134	218	300	285	84	12	2	*4	*	98,475	25	25	———	———	———	98	312	739	37	127	142	525
Carroll	3,587	538	994	1,277	632	111	29	*6	*	*	236,359	19	*19	*	*	*	72	227	402	30	64	136	261
Catoosa	1,079	215	378	282	135	59	4	3	*3	*	86,125	16	10	*6	*	*	7	645	59	22	27	207	137
Charlton	248	67	80	70	22	*9	*	*	*	*	12,669	10	*10	*	*	*	52	474	327	18	21	161	77
Chatham	319	93	79	66	45	23	7	*6	*	*	32,753	11	*11	*	*	*	5	221	159	13	35	90	287
Chattahoochee	217	91	68	36	18	*6	*	*	*	*	9,307	5	5	-----	-----	-----	4	34	27	5	11	23	44
Chattooga	1,105	190	279	381	220	30	5	-----	-----	-----	68,637	16	16	-----	-----	-----	24	171	253	18	36	83	257
Cherokee	1,990	375	630	551	237	45	36	50	41	25	386,552	16	*16	*	*	*	35	346	198	22	51	116	260
Clarke	648	76	187	231	110	34	6	1	3	-----	50,074	13	9	1	*3	*	24	1,593	136	20	23	121	98
Clay	825	307	266	147	81	15	*9	*	*	*	39,845	34	34	-----	-----	-----	61	226	514	44	107	136	372
Clayton	751	197	236	206	86	19	4	*3	*	*	44,625	9	*9	*	*	*	13	331	50	14	16	110	65
Clinch	238	26	44	68	59	40	3	-----	-----	-----	22,620	11	*11	*	*	*	11	254	38	12	14	98	114
Cobb	2,248	547	716	860	259	45	13	5	*3	*	131,605	26	26	-----	-----	-----	42	382	258	35	42	178	215
Coffee	1,855	322	431	563	393	124	18	4	-----	-----	140,247	43	*43	*	*	*	89	481	767	65	158	261	1,016
Colquitt	2,355	443	703	682	407	110	*10	*	*	*	151,366	27	*27	*	*	*	211	362	1,667	48	349	194	1,701
Columbia	1,052	219	298	340	147	45	*3	*	*	*	62,088	43	39	*4	*	*	58	635	330	54	87	222	327
Cook	1,196	108	299	458	249	70	9	3	-----	-----	92,016	11	11	-----	-----	-----	38	137	367	19	91	88	448
Coweta	1,553	359	486	459	187	50	*12	*	*	*	87,059	18	*18	*	*	*	57	151	277	31	54	167	165
Crawford	627	122	188	208	91	14	*4	*	*	*	36,576	18	18	-----	-----	-----	52	139	290	21	92	70	286
Crisp	939	165	262	296	165	44	2	1	1	3	75,863	12	*12	*	*	*	49	623	403	30	65	140	289
Dade	466	109	131	144	67	11	4	-----	-----	-----	26,520	7	*7	*	*	*	4	230	6	14	10	59	25
Dawson	555	170	176	155	46	4	*4	*	*	*	25,497	6	6	-----	-----	-----	18	40	142	13	42	34	148
Decatur	1,175	331	354	284	117	47	25	10	3	4	112,909	48	*48	*	*	*	194	406	1,384	79	255	270	924
De Kalb	1,458	295	415	462	200	48	28	8	*4	*	119,290	29	28	3	———	———	38	515	668	47	63	221	351
Dodge	1,805	294	484	556	354	93	14	6	*4	*	143,775	72	*72	*	*	*	197	736	1,082	97	252	406	987
Dooly	1,444	323	464	404	204	46	*3	*	*	*	81,158	35	32	*3	*	*	92	566	477	63	137	280	509
Dougherty	501	171	140	115	51	21	*3	*	*	*	27,198	47	*47	*	*	*	72	631	581	69	148	345	773
Douglas	936	238	298	265	87	32	8	*8	*	*	64,977	8	*8	*	*	*	28	180	157	17	26	79	188
Early	1,880	602	668	450	127	21	8	4	-----	-----	85,206	28	*28	*	*	*	243	558	970	50	207	209	787
Echols	212	57	53	67	28	3	*4	*	*	*	12,993	*2	*	*	*	*	10	*	54	3	10	53	51
Effingham	719	133	212	215	102	32	13	9	*3	*	68,727	35	31	*4	*	*	31	794	363	57	80	304	365
Elbert	1,856	126	322	597	501	99	7	4	-----	-----	136,933	48	45	*3	*	*	235	984	1,861	69	175	317	892
Emanuel	2,187	239	520	753	523	134	14	1	*3	*	180,516	132	129	3	———	———	364	1,709	3,496	173	365	669	1,522
Evans	621	90	136	237	120	31	4	3	-----	-----	45,293	33	30	*3	*	*	58	652	390	51	81	235	338
Fannin	1,374	433	492	318	100	*31	*	*	*	*	59,968	11	11	-----	———	———	37	121	369	12	34	54	144
Fayette	895	314	256	206	77	22	13	*7	*	*	56,552	3	3	-----	———	———	41	39	102	4	12	46	74
Floyd	1,842	290	485	660	319	67	14	3	*4	*	138,652	36	*36	*	*	*	95	947	609	54	105	333	692
Forsyth	1,845	250	571	612	229	23	27	47	57	29	428,188	9	9	-----	———	———	32	91	219	14	39	64	130
Franklin	1,886	121	338	708	569	129	13	2	*6	*	176,969	29	25	1	*3	*	109	1,045	1,146	36	47	260	352
Fulton	2,403	443	688	781	360	75	22	20	9	5	206,098	33	28	1	*4	*	53	972	288	57	52	284	254
Gilmer	1,102	183	425	376	93	*25	*	*	*	*	56,245	9	*9	*	*	*	25	130	143	15	21	112	132
Glascock	499	88	138	166	80	*27	*	*	*	*	31,192	8	8	-----	———	———	42	76	386	13	55	67	227
Glynn	149	54	38	28	16	4	5	1	*3	*	19,324	4	*4	*	*	*	22	3,252	315	6	27	531	350
Gordon	1,902	179	635	731	302	44	7	*4	*	*	122,223	7	*7	*	*	*	89	1,755	1,182	8	51	164	230
Grady	1,682	299	430	491	277	117	40	16	*12	*	175,032	29	*29	*	*	*	136	468	1,052	38	133	209	698
Greene	1,215	193	304	435	229	*54	*	*	*	*	78,734	46	43	3	———	———	104	586	706	50	131	206	481
Gwinnett	2,904	597	839	990	384	58	24	*12	*	*	176,957	40	*40	*	*	*	41	652	159	59	62	239	244
Habersham	1,234	211	347	399	219	43	12	*3	*	*	88,396	7	7	-----	———	———	48	64	320	9	33	38	238
Hall	2,078	433	671	661	212	32	12	24	16	17	272,385	14	*14	*	*	*	60	355	319	21	63	161	237
Hancock	1,467	313	459	432	223	36	*4	*	*	*	82,656	30	*30	*	*	*	91	463	497	43	143	189	524
Haralson	1,403	287	442	429	197	44	*4	*	*	*	80,149	12	12	-----	———	———	41	187	212	21	39	79	174
Harris	1,009	267	259	248	105	32	41	38	14	5	199,511	18	*18	*	*	*	62	1,229	279	38	82	426	299
Hart	2,101	115	336	794	693	141	9	9	*4	*	217,426	85	80	*5	*	*	169	1,708	2,129	91	115	428	641
Heard	1,177	239	356	382	150	41	*9	*	*	*	69,332	26	26	-----	———	———	20	191	122	36	56	148	239
Henry	1,592	372	428	520	221	37	7	3	4	-----	99,115	17	17	-----	———	———	30	177	145	34	50	129	203
Houston	835	233	272	202	100	19	6	*3	*	*	45,646	20	20	-----	———	———	54	208	312	35	86	135	371
Irwin	1,377	207	358	471	261	69	8	3	-----	-----	97,404	30	*30	*	*	*	46	400	465	45	124	218	352
Jackson	1,881	203	410	786	378	78	13	5	7	3	175,982	16	16	-----	———	———	38	174	480	17	29	77	249
Jasper	682	92	187	237	109	42	11	4	-----	-----	53,832	18	*18	*	*	*	33	275	173	25	70	144	232
Jeff Davis	865	124	231	321	152	33	4	-----	-----	-----	55,097	20	20	-----	———	———	48	199	444	45	77	148	268

COUNTY TABLE 2.—CHICKENS AND TURKEYS—FARMS REPORTING CLASSIFIED BY NUMBER RAISED, 1939; WITH NUMBER OF CHICKENS RAISED, 1939 AND OF TURKEYS RAISED, 1939 AND 1929; AND FARMS REPORTING AND NUMBER OF TURKEYS ON HAND, 1940 AND 1935—Continued

(See text for explanation of asterisks)

STATE AND COUNTY	CHICKENS RAISED, 1939											TURKEYS RAISED								TURKEYS ON HAND (over 4 mo. old, Apr. 1, 1940; over 3 mo. old, Jan. 1, 1935)			
	Farms reporting, by number raised										Number raised	Farms reporting, by number raised, 1939					Farms reporting, 1929	Number raised		Farms reporting		Number	
	Total	Under 25	25 to 49	50 to 99	100 to 199	200 to 399	400 to 799	800 to 1,599	1,600 to 3,199	3,200 and over		Total	Under 50	50 to 99	100 to 199	200 and over		1939	1929	1940	1935	1940	1935
GEORGIA—Con.																							
Jefferson	1,717	304	509	497	311	80	10	*6	*	*	123,038	36	32	*4	*	*	170	858	1,314	68	163	293	943
Jenkins	1,113	179	310	347	196	65	12	4	-----	-----	81,300	60	57	3	----	----	106	743	949	71	139	253	644
Johnson	1,341	200	354	492	242	45	8	-----	-----	-----	84,335	15	*15	*	*	*	124	467	1,263	17	72	140	469
Jones	618	91	171	195	118	34	5	*4	*	*	46,536	44	41	3	----	----	114	653	888	55	150	235	551
Lamar	615	135	159	188	89	37	3	*4	*	*	42,798	23	20	3	----	----	39	465	468	29	19	128	104
Lanier	510	107	125	154	101	*23	*	*	*	*	32,571	*1	*	*	*	*	33	*	208	4	31	12	126
Laurens	3,151	433	889	1,133	570	109	12	5	-----	-----	208,008	96	93	*3	*	*	307	1,132	2,277	126	358	575	1,410
Lee	716	162	289	179	69	*17	*	*	*	*	37,719	37	34	*3	*	*	50	629	311	58	116	305	579
Liberty	798	361	220	166	35	12	*4	*	*	*	31,167	24	24	-----	-----	-----	78	199	815	39	105	242	419
Lincoln	906	115	219	329	187	45	*11	*	*	*	67,776	19	19	-----	-----	-----	53	233	292	30	38	127	183
Long	334	89	110	97	32	*6	*	*	*	*	15,850	12	12	-----	-----	-----	30	101	307	18	45	74	180
Lowndes	1,569	410	461	442	178	52	13	8	*5	*	110,262	19	19	-----	-----	-----	57	115	255	35	68	136	323
Lumpkin	772	194	261	239	89	14	*5	*	*	*	39,557	*1	*	*	*	*	17	*	69	3	7	6	36
McDuffie	906	103	261	328	170	*44	*	*	*	*	59,709	18	*18	*	*	*	33	286	184	34	48	117	183
McIntosh	91	34	25	14	*18	*	*	*	*	*	4,322	9	9	-----	-----	-----	22	89	383	10	25	37	89
Macon	1,087	338	295	272	134	36	9	*3	*	*	63,508	35	*35	*	*	*	80	418	488	53	104	264	504
Madison	1,680	105	348	669	439	108	*11	*	*	*	135,279	25	25	-----	-----	-----	74	290	551	26	47	133	169
Marion	651	203	214	138	75	15	3	*3	*	*	35,742	9	*9	*	*	*	14	191	57	12	21	74	130
Meriwether	1,525	394	415	422	243	40	7	*4	*	*	91,003	14	14	-----	-----	-----	65	120	328	23	94	111	410
Miller	1,072	294	415	247	84	26	*6	*	*	*	52,239	27	27	-----	-----	-----	127	303	821	44	200	164	702
Mitchell	2,071	684	603	472	222	67	16	*7	*	*	113,954	114	114	-----	-----	-----	199	955	1,247	155	357	592	1,463
Monroe	848	225	238	235	120	25	*5	*	*	*	49,652	26	*26	*	*	*	24	268	250	32	50	127	464
Montgomery	965	65	206	351	282	*61	*	*	*	*	76,241	30	30	-----	-----	-----	170	282	2,613	54	152	239	841
Morgan	1,127	254	294	342	191	39	*7	*	*	*	68,800	26	26	-----	-----	-----	62	200	242	33	43	112	192
Murray	1,117	250	374	311	148	27	*7	*	*	*	63,228	10	*10	*	*	*	26	201	192	15	32	58	154
Muscogee	411	114	102	102	61	23	2	*7	*	*	41,281	9	9	-----	-----	-----	26	76	174	14	28	54	97
Newton	1,084	193	277	374	181	45	10	*4	*	*	78,444	9	*9	*	*	*	28	218	170	8	21	71	65
Oconee	833	83	201	327	182	36	*4	*	*	*	60,287	12	*12	*	*	*	9	172	41	21	22	169	96
Oglethorpe	1,435	111	280	576	377	80	*11	*	*	*	114,123	34	*34	*	*	*	127	625	618	61	121	300	533
Paulding	1,501	314	461	486	202	24	9	*5	*	*	86,737	15	15	-----	-----	-----	17	87	84	20	26	66	109
Peach	371	96	96	83	69	*27	*	*	*	*	27,804	31	31	-----	-----	-----	50	330	335	41	90	213	490
Pickens	860	132	261	312	126	25	*4	*	*	*	51,132	4	*4	*	*	*	18	107	170	5	10	12	100
Pierce	1,263	160	322	423	264	70	15	5	*4	*	114,776	27	27	-----	-----	-----	48	269	351	45	147	177	1,118
Pike	901	191	272	246	145	36	6	2	*3	*	64,981	16	12	4	----	----	35	393	302	29	42	206	174
Polk	1,250	208	342	408	243	*49	*	*	*	*	76,841	28	*28	*	*	*	67	328	452	36	64	138	323
Pulaski	779	185	241	213	105	28	*7	*	*	*	47,932	15	*15	*	*	*	50	378	250	24	83	88	294
Putnam	692	147	197	178	137	26	*7	*	*	*	46,301	13	13	-----	-----	-----	69	90	321	26	46	92	148
Quitman	279	81	77	74	39	*8	*	*	*	*	15,348	16	*16	*	*	*	28	204	417	22	32	111	333
Rabun	898	146	274	308	141	26	*3	*	*	*	54,119	4	4	-----	-----	-----	32	56	225	13	21	71	113
Randolph	1,535	498	412	456	143	*26	*	*	*	*	70,620	51	51	-----	-----	-----	87	368	620	66	107	211	491
Richmond	630	144	172	174	101	30	3	2	4	-----	50,999	46	41	*5	*	*	44	852	669	53	84	308	515
Rockdale	712	111	218	240	114	19	4	3	*3	*	54,575	12	*12	*	*	*	7	490	16	15	19	106	95
Schley	525	157	176	125	56	7	4	-----	-----	-----	25,380	13	13	-----	-----	-----	9	123	45	21	21	59	79
Screven	2,087	404	631	614	310	106	12	6	4	-----	145,734	29	*29	*	*	*	115	504	1,046	46	183	171	794
Seminole	715	139	230	191	110	31	10	4	-----	-----	52,187	28	*28	*	*	*	72	333	617	35	124	141	609
Spalding	707	173	220	184	89	31	7	*3	*	*	45,441	12	*12	*	*	*	28	228	278	14	22	65	100
Stephens	791	90	201	314	146	26	7	3	*4	*	78,128	3	3	-----	-----	-----	30	33	138	5	10	22	36
Stewart	829	221	260	218	101	26	3	-----	-----	-----	43,393	70	70	-----	-----	-----	132	645	933	103	160	354	573
Sumter	1,242	395	337	291	159	48	8	*4	*	*	72,557	38	*38	*	*	*	62	492	391	49	94	243	461
Talbot	704	215	219	157	85	23	*5	*	*	*	37,576	19	*19	*	*	*	20	231	65	23	26	71	82

Taliaferro	702	126	221	208	110	28	*9	*	*	*	45,980	25	*25	*	*	*	55	277	367	35	39	138	189
Tattnall	1,472	165	367	509	313	92	18	*8	*	*	123,355	17	*17	*	*	*	80	335	768	27	129	161	638
Taylor	958	240	262	194	125	81	40	13	*3	*	102,311	17	17	----	----	----	28	245	181	27	70	173	262
Telfair	1,264	106	294	458	304	91	*11	*	*	*	101,081	71	*71	*	*	*	167	784	1,905	107	249	397	982
Terrell	1,564	691	453	277	119	*24	*	*	*	*	60,648	9	*9	*	*	*	47	96	199	19	39	72	156
Thomas	1,722	359	524	557	219	46	12	*5	*	*	104,808	29	*29	*	*	*	85	392	930	53	129	205	613
Tift	1,148	236	325	329	189	58	*11	*	*	*	83,015	43	43	----	----	----	88	447	706	54	78	268	417
Toombs	1,385	99	230	474	433	130	15	*4	*	*	130,979	33	33	----	----	----	201	501	2,316	45	195	161	868
Towns	677	112	246	244	68	7	----	----	----	----	34,186	6	6	----	----	----	45	76	298	8	39	38	156
Treutlen	747	77	147	267	193	57	6	----	----	----	61,347	57	54	*3	*	*	170	941	2,621	64	133	333	738
Troup	1,095	250	331	323	146	33	9	*3	*	*	70,670	15	15	----	----	----	66	181	595	29	149	148	809
Turner	1,008	207	282	316	153	41	6	*3	*	*	63,761	28	*28	*	*	*	43	348	307	35	94	171	399
Twiggs	907	345	287	184	74	14	*3	*	*	*	37,650	27	27	----	----	----	36	199	170	42	40	124	223
Union	1,183	258	380	376	134	23	9	*3	*	*	68,242	8	8	----	----	----	98	112	1,074	11	31	64	228
Upson	761	196	256	202	85	17	*5	*	*	*	38,982	15	*15	*	*	*	40	410	266	27	47	135	214
Walker	1,881	359	578	630	252	46	*16	*	*	*	111,174	59	34	*5	*	*	37	826	297	53	64	335	329
Walton	2,008	214	461	772	443	97	18	3	----	----	151,884	19	19	----	----	----	33	134	173	37	44	146	171
Ware	905	149	256	285	156	43	8	2	*6	*	81,138	33	33	----	----	----	55	363	373	47	88	246	438
Warren	1,009	219	284	306	157	*43	*	*	*	*	58,829	16	16	----	----	----	45	149	200	31	114	168	407
Washington	2,079	362	526	720	386	74	8	*3	*	*	138,375	33	*33	*	*	*	90	385	578	51	140	207	507
Wayne	846	147	230	266	134	42	20	*7	*	*	69,794	23	*23	*	*	*	40	395	453	29	83	117	375
Webster	515	186	147	114	39	25	1	*3	*	*	30,362	11	*11	*	*	*	29	725	182	17	32	100	149
Wheeler	884	52	205	303	258	63	*3	*	*	*	75,982	32	*32	*	*	*	94	589	956	48	100	196	376
White	805	184	231	232	113	38	3	1	*3	*	59,936	3	3	----	----	----	21	11	107	6	25	31	98
Whitfield	1,330	374	400	359	141	36	10	5	*5	*	84,425	12	*12	*	*	*	23	753	137	20	24	212	92
Wilcox	1,214	202	344	399	223	43	3	----	----	----	75,498	72	*72	*	*	*	122	980	878	114	223	430	875
Wilkes	1,603	346	435	436	267	92	15	9	3	----	120,371	39	*39	*	*	*	97	476	1,042	66	92	257	383
Wilkinson	877	235	285	226	106	22	3	----	----	----	45,201	22	19	*3	*	*	53	585	372	39	67	272	292
Worth	2,195	625	674	563	269	58	*6	*	*	*	110,275	73	73	----	----	----	64	716	358	105	172	422	772
IDAHO																							
State total	29,028	4,522	5,271	7,679	6,855	3,397	1,025	231	38	10	3,320,404	2,129	1,607	305	108	109	9,384	196,615	516,976	2,448	6,493	24,156	62,073
Ada	1,904	192	283	509	500	286	110	21	*3	*	266,341	89	57	15	3	14	766	16,315	49,608	107	378	3,052	4,155
Adams	339	68	75	119	56	18	3	----	----	----	23,266	27	18	*9	*	*	122	973	7,731	34	80	280	499
Bannock	954	164	225	255	160	98	38	10	*4	*	110,111	108	94	9	2	3	362	14,701	10,014	131	363	933	2,846
Bear Lake	389	109	86	80	64	33	*17	*	*	*	34,795	65	53	8	----	4	231	18,910	7,824	65	177	492	2,757
Benewah	406	95	97	99	78	23	10	4	----	----	34,654	8	*8	*	*	*	20	175	254	7	26	23	98
Bingham	1,414	225	291	362	334	141	53	8	----	----	145,186	92	80	8	*4	*	271	2,472	6,798	131	406	825	2,953
Blaine	215	41	40	62	43	21	*8	*	*	*	23,374	41	23	11	*7	*	163	1,956	8,718	49	120	389	810
Boise	155	47	34	30	34	6	*4	*	*	*	11,762	28	19	2	*7	*	82	1,610	9,413	36	60	286	790
Bonner	954	234	259	235	139	67	15	5	----	----	72,613	42	32	*10	*	*	62	1,090	1,435	42	55	217	341
Bonneville	1,137	209	202	309	273	106	28	7	3	----	116,347	83	73	7	*3	*	298	3,643	7,369	94	260	492	2,342
Boundary	453	102	115	127	78	23	8	----	----	----	32,337	17	13	*4	*	*	35	6,978	1,316	12	34	68	222
Butte	185	37	33	39	45	27	4	----	----	----	19,164	57	51	*6	*	*	104	1,373	3,801	56	97	297	1,497
Camas	149	21	16	40	45	24	3	----	----	----	15,819	10	6	4	----	----	111	341	10,789	16	47	77	354
Canyon	2,703	208	313	712	847	470	120	27	*6	*	408,258	111	58	27	11	15	1,104	15,929	74,929	114	504	1,432	4,870
Caribou	141	36	27	28	26	20	4	----	----	----	13,657	33	*33	*	*	*	80	649	2,815	40	82	277	625
Cassia	917	228	189	258	168	58	13	3	----	----	69,887	116	96	*20	*	*	508	3,069	28,785	137	261	774	1,919
Clark	57	14	17	9	*17	*	*	*	*	*	3,430	13	*13	*	*	*	32	299	860	16	49	94	379
Clearwater	380	83	94	116	67	16	*4	*	*	*	25,679	14	11	*3	*	*	28	572	706	19	31	139	201
Custer	241	55	57	64	42	20	3	----	----	----	18,176	68	50	12	*6	*	152	2,777	8,697	82	108	568	870
Elmore	320	45	50	82	78	49	13	3	----	----	37,503	41	24	10	4	3	122	2,771	11,385	44	108	434	1,073
Franklin	495	90	79	69	60	90	70	32	*5	*	124,401	31	26	1	1	3	145	1,602	5,892	40	117	344	985
Fremont	557	103	93	163	125	60	*13	*	*	*	52,647	34	*34	*	*	*	131	653	2,596	42	117	279	830
Gem	604	58	104	203	166	56	14	3	----	----	62,359	25	11	5	6	3	233	3,359	30,693	34	128	789	2,011
Gooding	711	81	101	165	182	139	34	*9	*	*	99,541	78	54	9	7	8	475	32,655	40,578	78	276	4,009	6,684
Idaho	1,078	190	212	287	256	112	*21	*	*	*	96,757	73	64	*9	*	*	215	4,452	6,983	95	222	668	2,382
Jefferson	823	121	156	195	188	111	40	*12	*	*	105,872	45	33	5	4	3	124	2,720	3,509	50	162	371	1,307
Jerome	660	50	113	170	194	101	28	4	----	----	80,953	30	23	*7	*	*	302	1,160	12,957	30	199	220	1,571
Kootenai	1,079	254	204	244	191	115	45	17	*9	*	148,869	17	14	*3	*	*	72	1,255	1,429	24	39	100	177
Latah	1,272	276	280	360	254	77	17	*8	*	*	104,227	43	39	1	*3	*	99	1,076	2,055	63	93	298	593
Lemhi	355	57	79	94	72	39	*14	*	*	*	36,605	89	66	15	8	----	231	3,002	13,558	111	203	649	1,975
Lewis	410	73	78	135	102	15	*7	*	*	*	32,794	18	15	3	----	----	51	428	911	24	58	172	357
Lincoln	309	21	50	91	88	41	15	*3	*	*	41,626	36	25	8	*3	*	160	2,721	14,448	38	84	266	908
Madison	527	100	110	134	107	59	12	*5	*	*	54,563	27	*27	*	*	*	93	4,542	1,695	28	94	217	573
Minidoka	641	71	113	212	178	58	*9	*	*	*	58,633	39	28	5	*6	*	392	1,739	18,749	52	181	614	1,611
Nez Perce	925	143	189	290	216	71	16	----	----	----	78,667	81	56	15	*10	*	243	7,708	8,475	104	183	1,128	1,782

COUNTY TABLE 2.—CHICKENS AND TURKEYS—FARMS REPORTING CLASSIFIED BY NUMBER RAISED, 1939; WITH NUMBER OF CHICKENS RAISED, 1939 AND OF TURKEYS RAISED, 1939 AND 1929; AND FARMS REPORTING AND NUMBER OF TURKEYS ON HAND, 1940 AND 1935—Continued

(See text for explanation of asterisks)

STATE AND COUNTY	CHICKENS RAISED, 1939											TURKEYS RAISED								TURKEYS ON HAND (over 4 mo. old, Apr. 1, 1940; over 3 mo. old, Jan. 1, 1935)			
	Farms reporting, by number raised										Number raised	Farms reporting, by number raised, 1939					Farms reporting, 1929	Number raised		Farms reporting		Number	
	Total	Under 25	25 to 49	50 to 99	100 to 199	200 to 399	400 to 799	800 to 1,599	1,600 to 3,199	3,200 and over		Total	Under 50	50 to 99	100 to 199	200 and over		1939	1929	1940	1935	1940	1935
IDAHO—Contd.																							
Oneida	407	92	73	71	53	52	54	*12	*	*	71,429	28	21	2	2	3	139	7,178	3,524	29	114	251	767
Owyhee	505	80	94	139	112	63	15	-----	-----	-----	49,142	54	36	8	3	7	267	4,543	23,770	53	144	485	1,381
Payette	619	46	72	158	224	96	17	*6	*	*	81,274	19	11	5	——	3	147	3,502	11,030	17	70	128	677
Power	348	36	54	108	104	42	*4	*	*	*	34,996	43	38	5	——	——	98	1,071	3,115	50	110	291	758
Shoshone	122	48	23	19	18	9	5	-----	-----	-----	10,165	*2	*	*	*	*	8	*	212	3	6	12	47
Teton	302	49	81	88	53	24	*7	*	*	*	25,094	32	*32	*	*	*	155	544	3,309	34	106	166	552
Twin Falls	1,946	163	280	480	581	335	86	*21	*	*	263,505	88	64	19	2	3	522	5,147	23,197	90	277	530	2,202
Valley	173	28	33	46	46	14	3	3	-----	-----	18,305	*8	*	*	*	*	27	*	267	9	22	90	73
Washington	749	79	97	223	192	111	37	*10	*	*	105,621	126	77	27	12	10	402	8,819	30,777	118	242	930	2,269
ILLINOIS																							
State total	177,886	6,057	12,918	31,784	56,446	57,533	11,698	1,207	173	70	31,643,609	7,055	5,685	742	335	293	6,707	407,592	91,487	8,173	9,912	65,479	66,635
Adams	2,844	56	152	517	1,038	940	126	11	*4	*	483,132	164	129	18	13	4	70	6,452	1,256	171	138	1,360	744
Alexander	723	98	178	216	173	51	*7	*	*	*	56,607	4	4	-----	-----	-----	3	68	14	9	19	43	75
Bond	1,390	55	108	285	503	383	52	*4	*	*	206,029	58	45	7	*6	*	66	2,204	879	71	62	665	405
Boone	972	48	94	216	301	264	44	5	-----	-----	147,085	36	33	*3	*	*	24	701	164	42	43	217	269
Brown	950	25	72	181	378	267	*27	*	*	*	140,005	39	28	3	4	4	17	2,266	120	40	60	313	419
Bureau	2,528	60	119	345	717	1,023	240	21	*3	*	523,046	45	40	2	——	3	64	3,016	550	58	102	859	880
Calhoun	911	29	68	204	338	233	*39	*	*	*	134,671	49	*49	*	*	*	11	589	50	57	51	303	210
Carroll	1,300	36	76	211	374	481	111	*11	*	*	252,426	16	8	1	2	5	25	7,970	335	24	43	1,021	388
Cass	910	32	66	187	287	281	48	9	-----	-----	153,065	14	*14	*	*	*	15	403	42	18	22	96	120
Champaign	2,705	32	90	294	774	1,238	249	23	*5	*	601,046	158	138	11	*9	*	153	4,389	1,343	182	245	918	1,569
Christian	2,207	39	124	298	760	845	127	*14	*	*	403,225	91	79	8	*4	*	59	2,226	473	112	99	604	472
Clark	1,923	58	119	341	686	606	102	*11	*	*	323,610	54	51	3	——	——	87	943	978	59	61	295	594
Clay	1,822	65	123	385	653	524	*72	*	*	*	275,467	174	143	26	5	——	205	5,109	4,243	212	224	1,218	1,452
Clinton	1,586	26	60	152	463	666	201	15	3	-----	354,779	24	20	*4	*	*	12	682	45	27	24	127	83
Coles	1,785	56	104	268	536	646	157	18	-----	-----	345,912	84	73	4	1	6	64	3,159	486	79	93	460	497
Cook	2,401	242	420	543	605	424	121	25	14	7	397,513	115	99	6	7	3	68	6,860	820	149	95	879	559
Crawford	1,705	84	136	339	602	470	67	7	-----	-----	251,911	55	47	8	——	——	159	1,183	2,379	61	181	352	1,152
Cumberland	1,590	66	103	251	504	526	135	5	-----	-----	283,343	95	63	20	12	——	157	4,065	3,290	98	182	619	999
De Kalb	1,645	49	117	231	455	607	161	16	*9	*	353,315	35	26	1	1	7	73	26,102	740	43	59	2,218	682
De Witt	1,249	18	60	192	410	459	99	11	-----	-----	239,168	35	30	*5	*	*	27	763	118	34	39	189	319
Douglas	1,196	21	30	122	331	524	147	18	3	-----	278,562	54	44	6	*4	*	47	1,942	413	58	90	361	480
Du Page	1,027	62	98	207	307	259	67	18	*9	*	198,605	36	30	——	——	6	37	5,574	227	50	45	563	311
Edgar	1,856	23	67	272	554	742	175	*23	*	*	388,079	127	108	13	3	3	67	4,094	655	127	128	813	807
Edwards	923	16	47	105	298	391	61	*7	*	*	183,017	31	28	*3	*	*	15	641	160	34	42	205	210
Effingham	1,891	38	72	243	584	736	208	*10	*	*	387,100	257	214	28	*15	*	354	8,020	6,519	287	417	1,775	2,337
Fayette	2,644	114	240	594	936	630	121	*9	*	*	389,192	98	82	13	3	——	116	2,393	1,903	116	169	662	890
Ford	1,289	21	44	136	319	569	181	*19	*	*	302,247	43	30	3	7	3	39	3,381	267	64	71	711	488
Franklin	2,009	138	399	667	564	207	*34	*	*	*	191,210	39	29	4	2	4	54	2,154	638	55	82	294	376
Fulton	2,646	74	164	530	986	750	124	15	3	-----	429,269	82	59	11	3	9	60	15,605	357	98	96	2,071	1,111
Gallatin	930	16	61	172	361	279	36	5	-----	-----	143,061	10	10	-----	-----	-----	38	42	481	9	38	45	719
Greene	1,479	27	85	221	582	476	81	7	-----	-----	251,821	66	62	4	——	——	21	1,173	192	78	38	372	153
Grundy	1,074	15	44	135	279	474	108	16	*3	*	251,418	56	49	-----	2	5	59	4,076	780	75	95	691	636
Hamilton	1,961	110	218	480	685	404	59	*5	*	*	261,074	32	*32	*	*	*	51	661	562	40	48	175	264
Hancock	2,708	94	162	437	978	875	143	16	3	-----	460,992	102	72	18	4	8	67	8,610	599	120	83	1,748	875
Hardin	643	45	109	208	207	64	10	-----	-----	-----	61,542	4	*4	*	*	*	33	119	427	8	13	44	55
Henderson	904	33	67	174	274	289	58	*9	*	*	157,253	45	41	*4	*	*	10	839	75	48	25	294	108
Henry	2,504	64	154	344	736	994	187	*25	*	*	487,847	40	32	2	3	3	28	1,456	271	56	73	295	427

Iroquois	3,074	58	96	278	687	1,443	467	37	*8	*	769,427	156	119	13	8	16	152	16,861	2,369	162	254	1,338	1,965
Jackson	2,045	131	271	478	654	432	72	7	----	----	269,473	73	67	*6	*	*	82	1,367	768	90	182	583	822
Jasper	2,146	32	82	304	689	823	201	12	*3	*	426,880	251	177	51	18	5	529	10,900	12,456	303	552	2,015	3,538
Jefferson	2,746	179	381	821	862	445	47	*11	*	*	310,899	60	49	8	3	----	54	1,861	748	70	81	517	409
Jersey	1,072	24	80	203	397	303	60	*5	*	*	173,788	14	11	*3	*	*	16	605	217	20	34	99	143
Jo Daviess	1,653	70	137	273	587	504	*82	*	*	*	260,126	42	28	6	*8	*	42	2,167	450	50	59	344	345
Johnson	1,210	84	185	409	400	120	9	*3	*	*	118,212	21	*21	*	*	*	17	350	172	29	34	149	163
Kane	1,517	50	114	257	446	506	123	18	3	-----	286,977	50	34	7	2	7	58	5,254	521	52	56	791	486
Kankakee	1,901	61	97	294	459	745	220	20	*5	*	407,318	93	83	6	*4	*	93	2,440	882	128	114	720	714
Kendall	929	23	65	149	266	310	92	*24	*	*	201,241	42	36	1	2	3	72	2,053	1,286	51	80	371	567
Knox	2,129	105	185	434	662	634	98	7	*4	*	342,880	61	49	4	5	3	30	2,228	225	89	48	494	268
Lake	1,203	83	130	235	322	321	68	29	6	9	313,709	104	68	12	9	15	104	12,291	2,174	120	122	1,342	951
La Salle	3,113	115	234	427	872	1,183	252	22	*8	*	620,383	142	126	8	5	3	148	3,612	1,819	158	217	1,053	1,046
Lawrence	1,338	37	90	258	478	400	71	4	-----	-----	214,502	30	22	4	1	3	40	1,449	377	32	51	288	277
Lee	1,911	81	174	304	566	632	143	17	*4	*	364,374	120	92	10	5	13	201	18,056	3,102	131	220	1,272	3,062
Livingston	2,904	51	82	296	673	1,334	412	45	6	5	735,402	101	89	7	*5	*	137	2,809	1,163	124	177	671	1,125
Logan	1,787	14	36	146	415	937	222	*17	*	*	434,062	25	21	*4	*	*	34	2,828	148	38	35	391	176
McDonough	1,934	36	94	310	680	698	108	*8	*	*	345,717	50	41	5	*4	*	36	2,797	199	56	62	419	532
McHenry	1,848	97	207	382	557	456	119	22	2	6	354,085	136	113	9	8	6	145	9,752	1,318	174	186	1,535	1,232
McLean	3,264	67	146	429	889	1,337	363	28	5	-----	699,710	105	89	11	*5	*	72	3,414	772	106	130	579	768
Macon	1,998	48	109	332	664	706	119	*20	*	*	367,399	85	72	6	*7	*	39	4,475	310	86	45	583	254
Macoupin	2,661	80	190	472	1,019	769	119	9	*3	*	441,217	90	76	10	*4	*	46	2,964	572	116	84	883	375
Madison	3,002	88	204	496	952	1,066	179	*17	*	*	537,042	120	96	18	*6	*	72	3,303	906	132	87	795	541
Marion	2,223	127	274	616	740	407	52	*7	*	*	273,067	59	54	2	*3	*	68	1,428	773	80	89	436	508
Marshall	989	23	44	143	269	390	110	*10	*	*	208,532	56	51	1	*4	*	25	2,489	247	62	52	437	498
Mason	1,168	18	48	153	378	448	104	14	5	-----	247,166	43	24	6	4	9	52	24,418	472	46	75	2,968	1,018
Massac	942	46	105	267	344	158	*22	*	*	*	112,290	19	*19	*	*	*	14	341	54	20	22	102	66
Menard	853	21	46	147	278	292	66	3	-----	-----	155,071	13	7	2	*4	*	19	2,330	208	14	22	127	155
Mercer	1,574	43	81	225	529	572	115	*9	*	*	294,590	41	31	5	2	3	32	2,372	469	45	45	426	387
Monroe	1,257	26	61	136	314	497	189	*34	*	*	309,625	153	109	26	9	9	63	7,564	1,361	168	177	1,293	881
Montgomery	2,442	62	149	445	851	807	123	5	-----	-----	403,384	46	37	6	*3	*	28	3,748	323	50	48	597	412
Morgan	1,784	30	94	261	591	683	121	4	-----	-----	322,217	61	52	4	*5	*	48	1,730	462	67	51	430	374
Moultrie	1,162	20	68	141	361	476	85	11	-----	-----	227,455	63	50	8	*5	*	46	2,360	583	71	73	514	385
Ogle	2,155	76	150	382	665	705	152	19	*6	*	401,390	49	33	7	1	8	58	7,348	843	57	64	984	367
Peoria	2,039	96	151	400	626	631	112	23	-----	-----	346,395	67	53	7	2	5	27	2,901	178	75	85	439	448
Perry	1,396	65	100	303	553	325	46	4	-----	-----	195,023	134	97	28	*9	*	119	4,976	2,026	150	196	1,081	1,164
Piatt	1,102	10	40	113	284	512	134	6	3	-----	251,577	27	*27	*	*	*	36	420	253	25	60	140	439
Pike	2,408	55	165	525	903	668	86	*6	*	*	365,400	66	54	7	2	3	36	2,706	250	79	61	575	269
Pope	1,002	64	149	314	347	116	*12	*	*	*	100,861	15	10	*5	*	*	39	1,694	514	19	25	117	106
Pulaski	778	76	174	201	211	102	10	4	-----	-----	78,130	6	*6	*	*	*	5	323	20	15	21	94	272
Putnam	400	17	27	61	100	132	55	*8	*	*	86,429	23	16	3	1	3	13	1,718	61	14	32	112	230
Randolph	1,888	57	119	291	691	614	102	11	3	-----	328,060	211	163	27	15	6	88	7,494	1,246	234	201	1,525	1,160
Richland	1,540	31	83	268	582	493	71	9	3	-----	263,256	77	52	13	7	5	113	5,214	2,358	84	132	727	700
Rock Island	1,431	74	119	241	422	475	85	11	*4	*	256,016	48	35	6	4	3	45	2,297	652	56	62	383	650
St. Clair	2,484	70	148	369	671	925	260	38	*3	*	529,502	115	82	24	4	5	41	7,166	493	143	134	1,488	965
Saline	1,748	94	223	501	619	281	25	*5	*	*	203,325	33	*33	*	*	*	41	471	281	39	87	158	580
Sangamon	2,570	42	122	438	881	919	147	18	*3	*	472,903	109	87	8	10	4	77	6,360	823	115	131	1,139	875
Schuyler	1,320	35	78	228	516	409	48	3	3	-----	214,331	26	22	*4	*	*	11	637	64	28	34	141	170
Scott	710	9	34	109	261	258	*39	*	*	*	123,444	14	9	*5	*	*	9	520	97	19	5	120	32
Shelby	2,896	57	152	448	988	1,091	153	*7	*	*	509,082	124	109	9	*6	*	138	3,378	1,777	130	218	664	1,178
Stark	755	38	40	135	246	234	55	7	-----	-----	133,916	28	*28	*	*	*	17	397	93	33	35	154	401
Stephenson	2,093	88	144	335	609	735	164	14	4	-----	394,027	24	16	2	1	5	18	3,698	125	26	29	239	158
Tazewell	1,901	46	105	275	548	747	158	19	*3	*	384,086	43	30	5	2	6	25	9,471	317	43	61	756	618
Union	1,505	114	218	487	498	175	10	*3	*	*	147,258	17	*17	*	*	*	16	269	95	23	47	152	232
Vermilion	2,791	95	195	519	850	942	171	*19	*	*	490,507	190	162	15	6	7	154	8,035	1,370	211	272	1,368	1,742
Wabash	790	10	34	118	283	290	47	*8	*	*	148,436	18	*18	*	*	*	11	463	91	21	32	113	174
Warren	1,506	29	76	275	515	506	94	11	-----	-----	266,589	38	32	*6	*	*	18	1,262	70	46	26	351	152
Washington	1,847	37	92	315	690	632	77	*4	*	*	303,789	72	59	9	4	----	28	1,901	305	82	61	388	504
Wayne	2,987	107	244	607	1,071	841	103	*14	*	*	449,998	215	177	30	*8	*	139	6,359	2,078	246	337	1,501	2,451
White	1,662	39	89	301	655	506	68	4	-----	-----	262,118	23	18	*5	*	*	36	602	413	28	59	145	351
Whiteside	2,067	61	121	314	583	802	169	*17	*	*	402,677	54	39	6	6	3	62	3,205	827	69	95	434	1,015
Will	2,368	86	161	432	754	777	129	25	1	3	430,683	109	93	4	4	8	119	4,707	1,440	139	214	953	1,388
Williamson	2,018	154	339	732	590	176	21	*6	*	*	186,340	23	*23	*	*	*	24	254	200	36	56	121	437
Winnebago	1,533	69	149	320	440	417	119	14	*5	*	272,155	39	30	1	3	5	50	2,738	1,252	49	48	280	334
Woodford	1,587	41	88	205	415	666	174	15	3	-----	350,044	26	19	2	2	3	25	6,062	98	30	33	200	495

COUNTY TABLE 2.—CHICKENS AND TURKEYS—FARMS REPORTING CLASSIFIED BY NUMBER RAISED, 1939; WITH NUMBER OF CHICKENS RAISED, 1939, AND OF TURKEYS RAISED, 1939 AND 1929; AND FARMS REPORTING AND NUMBER OF TURKEYS ON HAND, 1940 AND 1935—Continued

(See text for explanation of asterisks)

STATE AND COUNTY	CHICKENS RAISED, 1939											TURKEYS RAISED								TURKEYS ON HAND (over 4 mo. old, Apr. 1, 1940; over 3 mo. old, Jan. 1, 1935)			
	Farms reporting, by number raised										Number raised	Farms reporting, by number raised, 1939					Farms reporting, 1929	Number raised		Farms reporting		Number	
	Total	Under 25	25 to 49	50 to 99	100 to 199	200 to 399	400 to 799	800 to 1,599	1,600 to 3,199	3,200 and over		Total	Under 50	50 to 99	100 to 199	200 and over		1939	1929	1940	1935	1940	1935
INDIANA																							
State total	143,492	6,748	12,666	28,728	43,533	39,446	9,806	1,905	458	202	26,946,663	4,243	3,334	417	211	281	8,462	296,016	129,742	4,993	11,299	48,321	78,508
Adams	1,631	54	109	189	447	608	201	*23	*	*	352,254	36	20	5	3	8	115	6,230	1,217	37	134	1,072	1,081
Allen	2,819	135	248	503	801	857	233	32	*10	*	531,506	100	75	8	8	9	144	6,455	1,913	99	253	873	1,533
Bartholomew	1,422	55	95	231	426	479	108	24	4	——	277,733	36	30	2	1	3	67	1,391	978	38	74	165	342
Benton	935	18	33	65	128	354	239	68	19	11	439,957	16	12	1	*3	*	40	938	534	18	37	327	364
Blackford	780	20	43	154	244	264	47	*8	*	*	139,322	39	34	*5	*	*	44	2,407	905	40	46	212	257
Boone	2,192	34	85	392	831	725	110	*15	*	*	383,548	32	24	4	——	4	57	3,999	729	31	121	406	824
Brown	631	40	102	194	180	89	18	4	*4	*	82,263	*1	*	*	*	*	19	*	95	7	26	39	205
Carroll	1,457	42	75	141	334	576	215	60	*14	*	409,218	28	25	——	*3	*	45	1,099	293	31	50	198	258
Cass	1,769	67	161	302	532	537	134	29	*7	*	347,068	56	41	6	4	5	111	4,643	1,426	75	162	712	1,397
Clark	1,255	78	171	297	384	255	59	8	*3	*	190,359	144	113	18	8	5	108	5,421	1,188	152	200	1,085	1,270
Clay	1,746	108	197	423	492	410	94	13	6	3	302,924	33	*33	*	*	*	133	596	1,739	49	170	241	825
Clinton	1,783	21	75	222	473	756	196	34	3	3	421,979	12	7	*5	*	*	30	570	1,912	11	35	103	367
Crawford	1,143	97	172	316	350	166	35	*7	*	*	139,535	29	26	*3	*	*	153	668	2,943	34	133	209	627
Daviess	2,028	72	136	418	702	532	143	19	6	——	351,918	73	63	7	*3	*	285	2,065	4,418	89	244	513	1,401
Dearborn	1,483	132	211	335	424	305	67	*9	*	*	202,378	101	73	16	3	9	128	10,602	1,681	124	240	2,004	2,157
Decatur	1,373	34	83	218	538	423	66	*11	*	*	236,112	17	10	4	*3	*	110	971	1,552	25	117	139	614
De Kalb	1,565	48	110	253	385	558	172	32	*7	*	348,117	44	33	4	2	5	80	5,340	1,146	42	109	469	1,923
Delaware	1,934	64	125	345	633	611	132	21	*3	*	362,173	46	39	-----	*7	*	87	1,692	610	59	166	385	1,126
Dubois	1,540	56	108	252	492	510	111	*11	*	*	283,315	19	13	*6	*	*	205	1,166	3,903	30	147	146	789
Elkhart	2,298	136	266	462	541	605	210	56	12	10	500,501	127	93	9	14	11	141	8,849	2,848	128	217	1,629	2,031
Fayette	783	22	54	166	302	210	26	*3	*	*	124,855	25	*25	*	*	*	83	538	925	27	56	105	278
Floyd	1,047	169	199	323	236	99	15	*6	*	*	100,210	12	9	*3	*	*	16	497	66	26	48	129	265
Fountain	1,357	35	102	224	436	387	113	48	*12	*	306,385	56	45	4	4	3	42	2,218	265	57	75	350	651
Franklin	1,517	65	106	311	508	425	82	16	*4	*	266,651	58	51	3	1	3	155	3,535	1,956	70	185	599	1,335
Fulton	1,504	66	101	241	408	492	158	29	9	——	325,382	87	80	4	*3	*	81	2,599	910	99	182	559	928
Gibson	1,923	39	126	401	739	544	65	6	*3	*	299,066	15	10	*5	*	*	83	591	1,224	22	91	152	454
Grant	2,014	81	157	384	597	638	146	7	1	3	361,299	55	40	8	*7	*	111	2,169	939	69	124	404	620
Greene	2,473	124	291	658	805	493	89	*13	*	*	325,967	54	45	4	*5	*	139	1,782	2,609	65	138	366	803
Hamilton	1,966	38	95	322	734	634	123	15	5	——	362,156	*4	*	*	*	*	24	*	86	16	77	222	400
Hancock	1,505	36	100	277	520	502	63	*7	*	*	248,542	25	*25	*	*	*	51	418	496	27	68	168	553
Harrison	2,073	140	202	416	595	539	134	39	3	5	394,798	47	32	9	3	3	121	2,157	1,971	58	101	351	471
Hendricks	1,968	58	151	398	673	538	127	18	*5	*	349,351	46	35	4	3	4	88	2,233	1,201	50	91	373	840
Henry	1,869	53	136	382	678	526	81	*13	*	*	297,500	55	38	7	3	7	139	5,218	5,270	62	145	694	2,226
Howard	1,453	45	91	304	458	444	91	16	4	——	263,399	54	42	6	*6	*	48	2,323	321	56	60	275	312
Huntington	1,982	61	146	291	580	701	171	27	*5	*	407,517	29	26	*3	*	*	60	651	1,141	32	69	338	422
Jackson	1,781	73	166	329	527	521	129	29	7	——	338,514	54	35	8	6	5	109	3,186	1,393	57	116	643	713
Jasper	1,228	59	83	167	298	360	183	59	15	4	353,808	120	86	15	10	9	212	7,427	3,849	137	254	1,795	1,521
Jay	1,847	70	126	353	604	584	93	14	3	-----	315,012	32	23	4	1	4	68	2,588	645	44	82	430	437
Jefferson	1,702	180	277	506	441	214	57	15	7	5	240,982	65	57	5	*3	*	65	2,001	643	72	105	405	534
Jennings	1,351	79	166	355	449	232	60	8	2	——	183,283	28	28	——	——	——	66	410	733	42	84	180	383
Johnson	1,588	53	129	308	557	466	68	*7	*	*	259,315	18	*18	*	*	*	61	1,884	1,065	24	64	684	520
Knox	1,825	34	79	282	627	671	118	10	*4	*	345,831	13	9	——	——	4	65	3,543	592	18	66	710	395
Kosciusko	2,265	69	117	258	521	840	319	88	39	14	847,516	36	27	1	*8	*	69	1,610	909	47	111	356	813
Lagrange	1,414	79	139	254	320	446	139	29	*8	*	298,221	75	54	9	3	9	125	6,929	2,836	79	157	1,488	1,421
Lake	1,296	98	133	251	355	316	103	30	5	5	275,998	87	64	9	5	9	77	7,918	811	103	132	1,114	843
La Porte	1,768	138	208	401	457	414	109	29	*12	*	330,075	127	110	6	4	7	124	5,761	1,500	159	226	1,043	1,277
Lawrence	1,522	193	283	425	355	191	63	5	*7	*	186,091	29	25	*4	*	*	173	655	2,611	45	148	263	910
Madison	2,560	108	195	539	892	678	123	21	4	——	408,345	74	58	9	2	5	88	3,697	592	94	141	694	1,050

Marion	1,755	198	225	438	491	294	80	17	9	3	268,279	44	29	4	6	5	46	16,532	271	46	81	586	899
Marshall	2,027	99	154	305	511	667	224	49	15	3	487,610	71	39	12	5	15	87	8,528	2,152	78	181	1,865	1,932
Martin	930	124	183	238	245	114	21	*5	*	*	98,811	36	30	*6	*	*	246	949	7,112	36	184	312	1,418
Miami	1,578	55	105	242	454	493	185	35	5	4	375,744	56	44	7	2	3	58	2,178	730	66	105	405	617
Monroe	1,541	186	284	493	387	158	26	7	———	———	145,910	15	*15	*	*	*	120	256	1,657	24	96	120	498
Montgomery	2,127	59	120	339	616	733	208	38	*14	*	471,455	79	62	8	*9	*	58	3,992	866	94	192	694	1,501
Morgan	1,655	101	156	430	531	347	83	*7	*	*	237,064	21	15	3	*3	*	92	1,464	2,157	21	81	198	459
Newton	780	18	46	100	179	282	120	25	7	3	213,397	59	49	5	1	4	89	2,710	1,494	92	110	658	648
Noble	1,657	72	135	344	492	481	109	20	4	———	298,136	56	48	4	*4	*	102	4,110	1,002	74	180	826	813
Ohio	392	17	30	92	160	79	*14	*	*	*	59,845	7	*7	*	*	*	19	474	160	10	27	149	201
Orange	1,435	102	200	383	438	259	41	*12	*	*	188,607	21	16	2	3	———	127	640	2,305	23	111	316	625
Owen	1,262	77	155	347	406	242	32	*3	*	*	165,018	42	35	*7	*	*	76	1,347	1,628	44	99	290	629
Parke	1,669	46	127	352	598	436	82	22	*6	*	303,225	42	*42	*	*	*	58	613	411	38	96	184	463
Perry	1,217	101	161	297	370	239	34	*15	*	*	164,980	29	26	3	———	———	203	689	3,104	39	236	176	1,068
Pike	1,237	56	110	344	453	231	30	*13	*	*	167,894	14	6	1	1	6	42	3,456	634	10	59	42	426
Porter	1,334	96	140	305	339	310	113	24	4	3	254,214	76	58	6	3	9	100	12,161	865	92	100	1,048	603
Posey	1,402	24	82	276	521	432	59	*8	*	*	240,992	7	7	———	———	———	34	84	395	9	47	28	144
Pulaski	1,227	57	95	211	303	374	140	29	7	11	335,424	71	55	6	2	8	103	12,347	1,597	87	154	1,255	1,551
Putnam	2,069	79	158	395	754	530	117	31	*5	*	355,139	57	40	5	1	11	138	13,448	2,240	54	217	2,404	1,661
Randolph	2,324	66	155	401	693	833	148	20	*8	*	444,392	67	53	8	3	3	99	2,572	1,400	74	177	569	1,407
Ripley	2,052	105	196	397	641	547	141	21	4	———	346,789	77	61	9	*7	*	195	2,642	2,546	85	274	495	1,516
Rush	1,531	17	51	185	538	609	121	*10	*	*	305,567	62	54	4	*4	*	117	1,559	1,285	67	140	332	1,475
St. Joseph	1,712	132	220	403	455	365	101	23	9	4	301,524	60	44	3	3	10	83	6,072	854	76	217	1,114	1,606
Scott	741	58	93	194	241	122	29	*4	*	*	97,124	18	15	3	———	———	21	438	154	25	58	131	187
Shelby	1,946	44	106	330	727	832	98	9	———	———	326,750	66	54	*12	*	*	150	1,464	1,698	81	167	467	897
Spencer	1,663	58	145	394	557	434	55	9	2	9	310,760	26	*26	*	*	*	71	537	600	34	106	192	441
Starke	1,096	82	124	227	255	220	123	51	10	4	267,165	106	80	19	2	5	115	4,317	1,269	140	242	870	1,695
Steuben	1,043	41	86	181	281	327	107	13	*7	*	217,841	20	9	3	———	8	76	11,177	1,682	24	49	946	428
Sullivan	2,075	125	206	583	692	402	57	*10	*	*	270,193	22	19	———	*3	*	67	1,759	757	21	98	279	740
Switzerland	1,224	83	179	405	376	160	18	*3	*	*	133,323	4	4	———	———	———	57	58	399	15	95	61	394
Tippecanoe	1,632	55	91	194	358	603	254	50	17	10	501,775	17	12	———	———	5	47	8,755	1,113	21	66	976	1,891
Tipton	1,104	17	60	158	407	404	50	8	———	———	199,085	18	*18	*	*	*	23	332	250	19	47	76	276
Union	574	20	44	128	223	129	26	4	———	———	88,827	23	18	1	*4	*	29	1,219	512	25	28	119	206
Vanderburgh	1,094	56	110	260	338	247	57	18	5	3	197,731	18	15	*3	*	*	29	507	317	22	54	187	239
Vermillion	955	34	105	238	305	223	46	4	———	———	134,277	36	36	———	———	———	25	319	365	37	50	136	262
Vigo	1,604	95	199	459	545	261	34	*11	*	*	194,612	56	52	*4	*	*	84	1,165	912	72	181	446	855
Wabash	1,780	41	94	251	499	635	223	43	11	3	443,723	18	11	4	*3	*	88	2,638	1,463	26	98	320	807
Warren	983	30	58	140	206	315	148	51	25	10	404,679	16	13	———	———	3	46	3,310	495	15	64	416	524
Warrick	1,550	94	223	443	495	246	38	*11	*	*	194,948	13	*13	*	*	*	65	438	824	20	94	76	605
Washington	1,664	125	214	411	511	320	52	15	10	6	279,770	47	36	8	*3	*	201	1,672	5,791	54	196	355	1,156
Wayne	1,690	77	150	400	558	428	57	11	6	3	290,137	126	93	18	8	7	165	11,402	2,511	133	222	1,350	1,842
Wells	1,823	46	125	327	607	600	104	12	2	———	317,238	37	27	2	5	3	74	2,088	773	55	118	370	645
White	1,412	45	77	189	315	460	256	54	8	8	429,851	77	64	10	*3	*	91	3,055	3,307	92	155	463	1,245
Whitley	1,561	59	126	281	453	498	109	29	6	———	300,789	41	35	*6	*	*	45	1,066	556	47	90	240	549
IOWA																							
State total	180,556	4,003	7,655	19,003	43,954	74,370	28,849	2,524	149	49	43,405,028	5,274	3,797	475	281	721	6,702	1,436,256	111,981	5,559	8,211	126,539	87,108
Adair	1,790	24	61	187	495	812	203	*8	*	*	393,148	43	36	2	*5	*	40	6,364	288	48	39	1,392	224
Adams	1,347	32	41	131	388	587	159	*9	*	*	295,821	33	24	2	2	5	10	3,324	175	38	19	412	89
Allamakee	1,757	74	119	229	556	622	143	14	———	———	330,527	56	49	4	*3	*	296	3,254	5,993	59	172	506	1,155
Appanoose	1,743	62	150	340	612	510	64	*5	*	*	266,071	70	56	9	2	3	35	2,724	419	74	82	523	451
Audubon	1,609	21	29	88	266	830	349	28	———	———	462,075	32	20	6	1	5	23	3,576	174	33	41	348	215
Benton	2,139	34	77	191	465	1,004	338	27	3	———	533,657	40	32	2	———	6	42	13,595	447	40	52	408	282
Black Hawk	1,992	75	111	193	428	749	402	29	*5	*	514,449	154	111	21	9	13	258	17,834	5,031	155	277	2,077	1,985
Boone	2,164	47	75	195	491	972	341	31	9	3	570,781	96	76	5	7	8	88	8,045	1,242	91	149	948	1,077
Bremer	1,810	24	47	97	295	836	463	*48	*	*	545,854	138	86	20	18	14	135	15,346	3,194	149	203	2,091	1,623
Buchanan	2,009	24	77	165	408	891	398	41	*5	*	549,188	145	108	8	11	18	203	18,506	3,745	155	249	1,494	3,152
Buena Vista	1,871	30	57	149	388	877	334	29	3	4	508,037	18	13	———	———	5	31	25,399	363	16	52	9,127	4,296
Butler	2,067	37	50	127	313	852	653	*35	*	*	635,806	101	78	9	6	8	132	19,809	1,977	120	153	1,044	1,519
Calhoun	1,787	37	59	147	367	812	330	*35	*	*	465,243	74	57	8	4	5	99	8,155	1,047	76	157	1,189	1,071
Carroll	1,905	22	33	109	360	949	400	32	———	———	527,651	37	32	*5	*	*	35	813	1,153	40	84	305	660
Cass	1,899	27	41	160	430	984	244	13	———	———	454,573	26	19	1	2	4	29	5,201	485	21	44	300	401
Cedar	1,851	47	90	206	484	763	246	*15	*	*	408,821	20	*20	*	*	*	28	491	245	21	33	87	148
Cerro Gordo	1,707	26	59	110	278	698	491	41	*4	*	521,259	72	47	7	4	14	161	29,646	5,034	72	164	2,554	1,495
Cherokee	1,523	20	51	160	352	651	267	*22	*	*	375,844	7	3	1	———	3	10	15,723	52	8	27	5,022	1,654
Chickasaw	1,853	24	45	140	374	739	304	24	3	———	427,296	36	30	3	*3	*	60	6,699	917	39	55	192	313
Clarke	1,244	31	67	160	420	442	95	*9	*	*	232,320	51	38	6	3	4	28	2,643	253	62	38	516	193

COUNTY TABLE 2.—CHICKENS AND TURKEYS—FARMS REPORTING CLASSIFIED BY NUMBER RAISED, 1939; WITH NUMBER OF CHICKENS RAISED, 1939 AND OF TURKEYS RAISED, 1939 AND 1929; AND FARMS REPORTING AND NUMBER OF TURKEYS ON HAND, 1940 AND 1935—Continued

(See text for explanation of asterisks)

STATE AND COUNTY	CHICKENS RAISED, 1939											TURKEYS RAISED								TURKEYS ON HAND (over 4 mo. old, Apr. 1, 1940; over 3 mo. old, Jan. 1, 1935)			
	Farms reporting, by number raised										Number raised	Farms reporting, by number raised, 1939					Farms reporting, 1929	Number raised		Farms reporting		Number	
	Total	Under 25	25 to 49	50 to 99	100 to 199	200 to 399	400 to 799	800 to 1,599	1,600 to 3,199	3,200 and over		Total	Under 50	50 to 99	100 to 199	200 and over		1939	1929	1940	1935	1940	1935
IOWA—Contd.																							
Clay	1,552	26	33	104	243	674	434	*38	*	*	473,221	42	32	1	2	7	36	18,011	393	44	61	558	979
Clayton	2,557	45	105	250	680	1,163	301	*13	*	*	564,698	48	34	4	2	8	215	10,924	4,475	47	123	1,082	1,148
Clinton	2,172	65	110	293	603	850	230	*21	*	*	444,910	41	32	3	——	6	41	4,549	463	47	80	291	976
Crawford	2,275	32	71	169	541	1,080	361	*21	*	*	556,886	62	57	1	*4	*	23	1,426	138	74	61	346	363
Dallas	1,964	34	84	207	517	814	278	26	*4	*	468,351	89	70	7	5	7	77	10,400	782	90	136	689	881
Davis	1,589	51	103	257	533	554	86	5	-----	-----	271,320	93	73	12	*8	*	172	11,212	3,684	96	123	698	780
Decatur	1,617	82	118	279	560	472	99	7	-----	-----	264,079	101	79	11	6	5	59	5,359	844	126	68	1,517	1,194
Delaware	1,909	34	65	126	381	906	361	30	*6	*	520,523	59	51	2	2	4	94	4,870	1,103	63	133	573	786
Des Moines	1,478	49	83	263	475	505	92	*11	*	*	264,228	25	20	1	——	4	16	2,402	363	31	33	349	210
Dickinson	1,099	21	52	128	220	441	210	27	-----	-----	284,954	101	78	8	2	13	68	16,333	1,501	93	130	1,291	1,350
Dubuque	1,955	62	131	225	517	768	230	22	-----	-----	415,562	55	43	5	3	4	61	2,823	686	67	72	549	551
Emmet	1,109	25	48	84	177	458	273	41	*3	*	334,248	64	45	3	4	12	69	7,701	1,210	71	134	1,111	1,306
Fayette	2,690	51	83	214	564	1,187	537	49	*5	*	728,327	102	81	7	6	8	138	12,856	2,603	104	181	1,834	1,536
Floyd	1,622	31	65	138	314	664	371	35	*4	*	453,590	57	23	4	——	30	96	103,618	1,887	36	103	3,450	1,304
Franklin	1,867	30	47	131	247	795	574	39	4	-----	575,525	152	94	21	19	18	255	17,814	4,667	146	285	1,476	3,381
Fremont	1,445	50	87	225	524	485	65	9	-----	-----	242,066	43	35	1	——	7	27	3,273	281	58	36	498	287
Greene	1,895	24	52	156	351	897	375	*40	*	*	516,125	102	83	10	4	5	90	6,743	1,143	115	193	1,245	1,212
Grundy	1,564	26	46	71	265	649	475	32	-----	-----	467,913	19	14	1	1	3	41	4,019	551	22	61	209	891
Guthrie	2,056	45	96	225	566	861	248	*15	*	*	447,164	108	87	12	5	4	50	5,866	609	117	77	800	691
Hamilton	1,848	29	58	158	335	839	393	36	-----	-----	504,980	60	35	4	4	17	126	34,416	1,889	62	180	2,970	1,552
Hancock	1,781	15	35	65	197	748	661	56	*4	*	620,587	46	32	7	1	6	40	7,240	398	59	72	853	590
Hardin	1,775	18	37	85	271	858	478	*28	*	*	525,941	67	51	4	6	6	93	8,000	1,568	66	158	666	1,134
Harrison	2,229	56	95	287	758	844	180	*9	*	*	429,433	58	53	2	*3	*	12	5,442	89	76	68	1,409	318
Henry	1,571	46	71	217	462	601	156	*18	*	*	319,792	27	10	1	2	14	30	30,440	254	19	27	2,128	203
Howard	1,480	29	40	109	304	695	279	*24	*	*	388,988	67	52	6	5	4	120	3,322	1,911	72	125	582	1,048
Humboldt	1,228	11	34	92	206	532	317	36	-----	-----	363,207	44	36	3	*5	*	46	1,755	732	42	69	376	608
Ida	1,232	11	17	81	273	645	189	*16	*	*	315,505	16	11	-----	1	4	5	33,687	132	22	27	1,098	111
Iowa	1,831	45	64	193	488	786	236	16	*3	*	420,219	43	20	-----	——	23	79	68,863	1,093	26	62	278	573
Jackson	1,829	79	142	307	591	567	129	*14	*	*	314,736	27	21	1	2	3	60	3,251	557	33	39	155	254
Jasper	2,564	54	99	216	553	1,127	470	*45	*	*	669,494	49	32	7	1	9	64	7,300	878	50	49	370	406
Jefferson	1,504	52	69	215	502	564	92	10	-----	-----	274,254	7	4	-----	*3	*	29	4,444	360	12	7	440	32
Johnson	2,175	53	110	242	563	873	302	*32	*	*	501,495	82	19	-----	1	62	42	181,943	2,593	29	45	528	2,287
Jones	1,758	40	84	201	480	708	225	*20	*	*	388,627	35	28	3	1	3	66	5,346	754	44	46	308	360
Keokuk	2,177	58	127	269	662	839	206	16	-----	-----	430,180	21	4	3	1	13	33	26,833	1,802	13	29	149	593
Kossuth	2,732	25	52	101	262	971	1,130	*191	*	*	1,054,775	92	60	9	11	12	179	15,025	2,736	106	175	1,799	1,456
Lee	1,677	75	145	296	498	505	143	*15	*	*	301,941	48	32	9	3	4	26	3,269	457	55	36	422	261
Linn	3,031	78	184	410	777	1,152	370	54	6	-----	674,727	39	25	4	3	7	59	12,102	899	39	68	1,507	3,410
Louisa	1,074	27	69	167	328	398	77	*8	*	*	202,259	17	14	*3	*	*	31	708	207	14	41	220	224
Lucas	1,393	52	87	193	432	502	112	*15	*	*	265,326	38	29	5	——	4	38	6,645	284	38	57	436	433
Lyon	1,595	17	53	117	269	635	470	34	-----	-----	470,510	16	12	1	*3	*	15	2,212	290	23	39	105	263
Madison	1,804	35	80	244	606	702	122	*15	*	*	343,788	43	30	5	*8	*	85	2,239	1,133	46	64	329	473
Mahaska	2,261	59	115	286	608	889	285	15	*4	*	491,232	28	12	1	2	13	34	27,545	390	29	36	4,703	1,863
Marion	2,100	50	90	233	557	894	256	*20	*	*	458,116	17	11	1	1	4	29	3,938	250	24	43	333	229
Marshall	1,951	45	91	214	465	836	269	28	3	-----	452,801	13	7	2	1	3	21	3,792	287	26	66	252	613
Mills	1,245	25	48	155	429	489	95	*4	*	*	241,310	31	26	*5	*	*	19	752	140	26	37	203	164
Mitchell	1,438	25	42	90	206	617	415	40	3	-----	447,439	46	29	5	3	9	66	10,817	1,485	43	65	2,209	590
Monona	1,812	40	77	249	586	684	159	17	-----	-----	358,910	32	27	2	——	3	16	2,031	53	49	50	405	268
Monroe	1,399	65	110	253	527	395	*49	*	*	*	208,668	62	49	5	2	6	30	15,511	276	76	46	1,188	452
Montgomery	1,377	32	54	167	413	604	103	4	-----	-----	273,076	21	18	-----	——	3	22	2,825	273	23	11	338	46
Muscatine	1,411	70	101	253	408	454	116	*9	*	*	254,334	35	28	3	1	3	54	52,776	791	36	47	10,376	269

O'Brien	1,670	21	42	134	333	738	375	27	-----	-----	460,343	16	10	*6	*	*	12	3,434	131	11	25	46	120
Osceola	1,126	14	50	83	191	503	267	*18	*	*	319,154	21	15	-----	1	5	21	10,955	359	22	46	824	203
Page	1,810	27	65	190	580	771	160	14	3	-----	381,115	27	13	3	2	9	23	11,567	210	27	21	1,022	1,208
Palo Alto	1,571	24	51	115	261	651	414	*55	*	*	469,117	54	51	-----	-----	3	85	3,337	1,151	60	112	358	1,608
Plymouth	2,509	26	95	243	568	1,142	406	*29	*	*	611,067	19	15	-----	-----	4	12	11,554	75	22	36	83	124
Pocahontas	1,727	21	43	138	338	848	317	*22	*	*	452,837	48	37	1	1	9	61	11,683	726	47	72	1,194	365
Polk	2,275	104	163	388	618	752	221	24	2	3	459,091	120	89	11	10	10	150	16,908	1,968	135	183	3,216	1,619
Pottawattamie	3,005	68	126	312	709	1,322	431	34	3	-----	703,947	84	69	5	6	4	35	6,200	211	93	54	813	256
Poweshiek	1,860	31	80	170	438	863	254	*24	*	*	444,147	21	13	3	2	3	36	4,013	720	30	32	470	140
Ringgold	1,549	60	95	213	499	587	91	4	-----	-----	271,556	89	62	12	3	12	31	13,418	374	94	47	1,458	444
Sac	1,801	13	39	122	314	879	399	35	-----	-----	516,830	32	28	*4	*	*	22	1,628	415	38	57	228	322
Scott	1,862	46	90	208	491	788	215	17	3	4	442,549	25	10	6	5	4	23	4,295	283	18	25	516	459
Shelby	1,888	13	36	111	366	991	344	*27	*	*	508,706	34	28	3	*3	*	19	1,149	69	39	29	361	137
Sioux	2,510	33	57	166	405	975	821	*53	*	*	779,276	7	*7	*	*	*	12	5,660	54	14	26	1,440	173
Story	1,899	25	58	127	356	899	387	43	4	-----	532,534	52	32	8	3	9	80	8,702	986	59	122	885	1,294
Tama	2,354	24	60	176	530	1,134	411	*19	*	*	594,593	35	27	4	1	3	60	3,589	401	33	59	248	321
Taylor	1,858	34	80	263	594	713	157	*17	*	*	368,624	47	39	4	*4	*	30	3,561	256	55	19	1,851	339
Union	1,358	40	71	204	438	498	102	5	-----	-----	249,114	45	36	5	*4	*	12	1,743	111	56	28	390	146
Van Buren	1,526	62	121	276	538	443	78	*8	*	*	260,273	28	22	2	*4	*	42	8,426	605	33	50	204	409
Wapello	1,602	57	135	329	539	463	70	*9	*	*	254,315	34	25	4	2	3	25	7,883	166	43	50	386	461
Warren	2,043	64	145	361	721	635	102	*15	*	*	338,835	41	32	3	1	5	33	3,988	1,272	46	76	1,587	595
Washington	1,882	53	76	219	512	751	241	27	*3	*	426,154	55	5	2	-----	48	46	150,068	3,683	22	31	10,247	3,855
Wayne	1,567	50	79	260	551	531	89	7	-----	-----	271,693	104	73	17	4	10	108	24,758	2,075	107	139	4,078	1,961
Webster	2,289	60	114	271	556	932	323	28	*5	*	530,004	101	75	7	4	15	118	28,401	1,216	125	195	3,416	1,285
Winnebago	1,430	18	31	75	156	517	547	83	3	-----	521,090	26	17	1	1	7	57	6,508	955	25	61	1,001	950
Winneshiek	2,452	56	121	238	612	1,081	513	*31	*	*	567,085	104	63	22	5	14	380	11,719	7,647	103	283	1,022	2,219
Woodbury	2,554	71	140	388	813	922	203	*17	*	*	484,141	24	15	2	-----	7	27	15,321	204	30	48	1,188	992
Worth	1,300	36	38	83	161	512	414	50	*6	*	435,332	26	22	-----	1	3	54	3,559	496	32	46	217	379
Wright	1,715	35	56	126	302	773	390	*33	*	*	474,945	116	88	15	5	8	148	10,634	2,606	120	175	1,754	1,876
KANSAS																							
State total	125,609	3,224	6,145	17,837	41,727	46,191	9,568	798	88	31	23,903,335	23,293	15,918	4,384	2,060	931	15,385	1,190,633	319,480	24,413	18,476	210,103	136,584
Allen	1,574	62	115	268	592	466	63	*8	*	*	253,259	284	217	51	12	4	55	9,544	536	314	159	2,234	1,055
Anderson	1,418	30	82	216	424	551	111	*4	*	*	274,130	153	117	22	*14	*	30	5,753	311	164	83	1,185	658
Atchison	1,435	44	96	231	488	479	91	6	-----	-----	248,623	79	73	*6	*	*	19	1,230	186	93	26	600	143
Barber	840	22	46	102	256	331	76	7	-----	-----	166,193	179	124	36	16	3	188	7,907	4,058	197	192	1,628	1,341
Barton	1,382	25	29	138	455	587	137	*11	*	*	291,618	272	193	54	18	7	164	11,450	2,432	295	174	2,351	1,167
Bourbon	1,800	62	135	356	698	479	65	*5	*	*	267,124	490	372	86	27	5	176	17,215	1,982	547	328	3,668	1,961
Brown	1,746	42	82	247	603	646	113	10	*3	*	342,694	107	85	14	4	4	9	4,152	62	101	36	870	203
Butler	2,010	55	111	337	684	672	139	*12	*	*	355,425	546	408	90	36	12	216	21,891	3,267	567	475	4,881	3,027
Chase	619	11	13	76	225	233	51	10	-----	-----	128,047	97	75	11	5	6	36	4,524	324	111	74	934	452
Chautauqua	958	52	82	181	349	247	43	*4	*	*	145,531	157	123	20	*14	*	65	5,495	810	166	153	1,160	938
Cherokee	1,910	89	206	447	700	408	47	10	*3	*	265,464	136	117	15	*4	*	47	3,745	353	179	211	1,327	1,110
Cheyenne	778	26	38	86	221	324	80	*3	*	*	158,424	177	121	35	16	5	133	7,948	3,471	217	174	2,022	1,033
Clark	407	12	36	72	137	128	*22	*	*	*	66,596	88	66	9	9	4	80	3,759	1,470	91	71	651	561
Clay	1,537	16	46	137	416	722	183	11	*6	*	370,247	196	125	34	21	16	90	12,552	1,459	183	124	2,012	899
Cloud	1,584	29	51	155	525	695	116	*13	*	*	327,181	323	190	76	41	16	126	19,258	2,123	318	217	3,112	1,903
Coffey	1,657	32	53	193	533	675	161	10	-----	-----	337,448	109	84	14	6	5	22	4,981	194	118	82	910	507
Comanche	424	7	14	68	144	166	*25	*	*	*	75,499	138	89	26	17	6	138	7,496	4,786	129	108	932	760
Cowley	2,093	58	98	329	756	717	126	*11	*	*	365,575	335	235	72	22	6	136	13,616	1,794	346	270	2,685	1,885
Crawford	2,116	97	171	471	711	557	100	*9	*	*	317,143	315	272	31	8	4	89	8,276	884	360	243	2,185	1,147
Decatur	937	24	33	141	320	364	51	4	-----	-----	167,845	191	137	34	16	4	81	8,394	1,419	208	118	1,341	725
Dickinson	1,914	33	72	220	566	802	202	14	5	-----	413,168	292	220	43	19	10	124	12,299	1,529	300	180	2,145	1,118
Doniphan	1,379	41	91	223	524	406	83	*11	*	*	234,965	41	37	1	-----	3	15	1,175	112	57	38	340	158
Douglas	1,495	68	102	268	548	424	73	12	-----	-----	240,764	183	138	23	10	12	38	9,802	254	160	78	1,421	525
Edwards	605	7	25	102	221	215	32	*5	*	*	108,087	251	158	53	27	13	295	15,384	6,765	245	242	2,355	1,744
Elk	1,024	42	34	146	392	360	46	*4	*	*	174,589	260	167	62	27	4	80	11,939	1,484	289	194	2,296	1,382
Ellis	1,049	19	32	159	419	371	44	5	-----	-----	180,806	139	102	26	*11	*	229	4,691	3,606	176	140	1,102	892
Ellsworth	989	18	34	101	309	433	90	4	-----	-----	201,966	193	120	44	21	8	72	10,907	1,089	187	103	1,724	546
Finney	600	24	36	96	197	191	49	7	-----	-----	110,281	134	77	32	13	12	271	12,048	10,466	131	280	1,065	2,197
Ford	974	15	62	143	320	375	51	8	-----	-----	178,757	322	206	60	40	16	339	20,173	8,110	327	280	2,968	2,007
Franklin	1,761	56	108	259	574	625	127	*12	*	*	321,589	284	218	48	11	7	57	11,334	1,461	289	95	2,452	642
Geary	555	16	22	60	156	242	52	*7	*	*	120,948	44	38	3	*3	*	13	1,514	93	63	35	392	151
Gove	588	12	27	96	232	198	20	3	-----	-----	95,723	194	128	39	17	10	186	10,249	4,567	171	139	1,212	922
Graham	798	17	33	112	302	290	*44	*	*	*	138,341	223	149	42	26	6	318	10,684	8,316	258	251	1,968	1,389
Grant	199	5	7	27	63	85	*12	*	*	*	39,409	42	29	*13	*	*	82	1,613	1,716	47	133	305	1,248
Gray	514	16	15	69	167	195	48	4	-----	-----	101,007	144	103	28	8	5	236	6,948	6,041	147	158	993	1,284

COUNTY TABLE 2.—CHICKENS AND TURKEYS—FARMS REPORTING CLASSIFIED BY NUMBER RAISED, 1939; WITH NUMBER OF CHICKENS RAISED, 1939 AND OF TURKEYS RAISED, 1939 AND 1929; AND FARMS REPORTING AND NUMBER OF TURKEYS ON HAND, 1940 AND 1935—Continued

(See text for explanation of asterisks)

STATE AND COUNTY	CHICKENS RAISED, 1939											TURKEYS RAISED								TURKEYS ON HAND (over 4 mo. old, Apr. 1, 1940; over 3 mo. old, Jan. 1, 1935)			
	Farms reporting, by number raised										Number raised	Farms reporting, by number raised, 1939					Farms reporting, 1929	Number raised		Farms reporting		Number	
	Total	Under 25	25 to 49	50 to 99	100 to 199	200 to 399	400 to 799	800 to 1,599	1,600 to 3,199	3,200 and over		Total	Under 50	50 to 99	100 to 199	200 and over		1939	1929	1940	1935	1940	1935
KANSAS—Con.																							
Greeley	139	8	5	24	45	45	*12	*	*	*	24,770	48	27	14	4	3	49	3,130	750	58	77	285	664
Greenwood	1,427	36	70	205	545	488	71	*12	*	*	250,771	254	194	38	15	7	80	9,601	953	281	194	2,304	1,503
Hamilton	247	8	16	52	89	62	17	3	-----	-----	42,277	60	32	14	7	7	88	5,306	2,027	51	132	383	1,050
Harper	1,229	15	40	140	370	473	175	13	3	-----	281,433	416	228	118	55	15	403	24,608	10,043	431	421	4,008	3,312
Harvey	1,348	21	45	145	402	609	116	*10	*	*	287,975	330	219	61	24	26	255	22,288	4,047	346	265	4,628	2,132
Haskell	240	8	10	39	70	80	29	4	-----	-----	51,015	48	37	8	3	----	80	1,632	1,969	52	52	347	379
Hodgeman	480	7	21	68	130	186	63	5	-----	-----	103,660	159	90	45	12	12	281	10,411	7,653	160	157	1,271	1,205
Jackson	1,732	26	79	232	613	670	105	*7	*	*	322,088	142	110	19	10	3	38	5,873	413	146	60	1,141	423
Jefferson	1,638	45	91	302	644	478	69	9	-----	-----	258,777	147	117	10	15	5	41	5,864	386	157	76	1,400	404
Jewell	1,887	30	77	237	646	767	117	*13	*	*	362,150	801	367	214	153	67	552	67,792	16,014	741	685	9,617	5,995
Johnson	1,595	70	116	304	547	444	87	18	2	7	316,207	277	223	32	14	8	31	9,710	472	266	106	1,639	570
Kearny	279	8	17	29	88	104	33	-----	-----	-----	53,649	54	33	6	7	8	86	7,226	2,610	41	128	603	1,300
Kingman	1,335	16	50	159	460	550	89	11	-----	-----	258,898	357	240	76	32	9	339	16,022	5,287	401	344	3,364	2,852
Kiowa	560	17	29	89	222	169	29	5	-----	-----	97,006	173	123	30	14	6	151	8,033	6,980	170	139	1,335	2,947
Labette	2,083	62	121	406	812	581	94	*7	*	*	327,166	397	289	70	30	8	145	15,888	2,301	459	341	3,694	2,293
Lane	338	8	14	65	128	103	17	3	-----	-----	56,763	90	48	26	13	3	123	5,066	2,857	89	123	722	1,042
Leavenworth	1,650	62	141	370	632	384	50	*11	*	*	235,307	163	143	14	*6	*	27	3,795	496	190	92	1,359	512
Lincoln	1,147	19	23	76	312	586	126	*5	*	*	254,742	272	147	78	33	14	209	16,321	3,597	278	176	2,510	1,758
Linn	1,718	70	96	299	592	540	105	13	*3	*	302,797	288	224	42	12	10	66	10,412	1,029	306	146	2,970	984
Logan	346	20	32	63	134	84	*13	*	*	*	49,307	110	59	26	15	10	99	7,545	2,086	119	140	1,278	1,025
Lyon	2,065	51	87	242	648	831	190	*16	*	*	415,582	217	176	27	*14	*	43	6,380	480	222	104	1,835	1,161
McPherson	2,104	33	73	217	582	933	240	23	3	-----	474,627	501	313	118	39	31	396	33,983	7,105	512	373	5,623	2,717
Marion	2,173	14	51	159	443	1,113	363	30	-----	-----	562,467	380	276	63	25	16	112	17,505	1,474	358	179	2,461	1,144
Marshall	2,318	29	61	195	563	1,093	354	*23	*	*	564,679	160	110	24	13	13	69	11,655	590	151	114	2,082	857
Meade	572	16	35	88	217	180	*36	*	*	*	95,698	118	67	28	14	9	152	7,894	5,098	125	156	1,198	1,311
Miami	1,842	61	116	287	689	592	86	11	-----	-----	303,068	345	265	47	17	16	41	14,981	281	319	99	2,753	623
Mitchell	1,127	16	37	166	385	448	69	*6	*	*	209,293	320	178	77	44	21	285	23,574	6,465	321	287	3,089	2,172
Montgomery	1,956	76	152	404	733	484	99	8	-----	-----	292,109	259	202	41	12	4	128	8,674	1,565	305	321	1,910	1,982
Morris	1,200	32	61	146	392	459	104	*6	*	*	231,204	185	157	23	15	10	29	12,051	197	182	44	1,586	344
Morton	182	9	14	29	66	51	*13	*	*	*	30,797	24	17	2	*5	*	130	1,867	3,465	27	111	181	768
Nemaha	2,020	45	68	193	555	904	243	*12	*	*	447,998	112	81	15	9	7	41	12,180	409	112	31	1,668	469
Neosho	1,796	67	114	296	626	594	89	10	-----	-----	302,301	313	225	56	21	11	108	13,806	1,661	392	221	2,894	1,457
Ness	831	17	34	89	280	343	61	7	-----	-----	165,119	166	124	24	11	7	228	7,011	5,115	203	181	1,356	1,062
Norton	1,078	29	48	169	437	340	49	*6	*	*	178,686	108	79	18	*11	*	115	4,483	1,536	121	128	1,315	639
Osage	1,830	40	72	261	659	656	134	*8	*	*	334,537	161	127	18	10	6	9	7,683	30	163	58	1,228	562
Osborne	1,176	21	32	143	392	483	92	13	-----	-----	236,877	316	190	88	29	9	378	15,542	6,570	339	227	2,400	1,609
Ottawa	1,159	34	60	158	408	419	*80	*	*	*	207,541	186	124	34	18	10	91	9,956	1,348	202	123	1,775	1,266
Pawnee	856	20	32	126	277	314	76	7	4	-----	176,348	249	156	54	28	11	341	13,054	7,722	241	297	2,194	2,190
Phillips	1,281	25	53	166	463	507	64	3	-----	-----	227,015	204	139	44	14	7	156	10,270	2,277	223	164	1,952	1,067
Pottawatomie	1,586	39	66	189	468	684	132	*8	*	*	314,064	271	197	43	20	11	45	12,705	368	267	65	2,020	541
Pratt	874	11	36	99	293	365	64	6	-----	-----	171,875	153	117	18	13	5	149	6,293	4,150	175	127	1,376	1,079
Rawlins	838	21	30	79	244	380	77	*7	*	*	181,342	113	79	18	12	4	75	5,388	1,690	128	105	986	857
Reno	2,653	42	125	341	848	1,051	214	27	*5	*	541,267	547	368	109	52	18	429	25,386	7,431	571	481	6,088	4,070
Republic	1,904	24	42	148	461	897	305	*27	*	*	476,422	388	256	71	34	27	99	23,179	1,548	381	162	3,653	989
Rice	1,151	25	33	123	348	485	129	8	-----	-----	245,422	209	142	41	20	6	91	9,805	999	224	153	1,946	1,261
Riley	1,286	39	58	138	349	532	160	*10	*	*	292,957	177	127	24	16	10	46	9,892	488	171	70	1,642	503
Rooks	964	18	44	142	377	339	*44	*	*	*	160,715	310	185	84	30	11	571	17,345	18,906	331	338	2,512	2,134
Rush	939	18	34	118	330	367	*72	*	*	*	177,377	269	180	59	25	5	257	12,687	5,498	283	227	1,930	1,406
Russell	1,029	24	30	107	374	428	61	*5	*	*	197,129	216	157	45	11	3	132	7,980	1,953	236	92	1,384	566
Saline	1,292	16	45	153	402	544	118	*14	*	*	271,874	349	232	57	44	16	114	18,223	1,846	343	198	2,589	1,704

Scott	341	7	18	51	111	132	*22	*	*	*	63,437	95	56	20	12	7	114	5,322	3,357	102	117	1,003	830
Sedgwick	2,546	62	149	392	751	936	229	20	*7	*	519,464	446	342	46	38	20	299	22,901	3,706	486	422	5,328	3,253
Seward	355	10	28	59	118	109	25	*6	*	*	66,414	62	43	10	5	4	121	3,318	2,382	63	106	505	573
Shawnee	1,702	91	135	348	586	434	88	15	1	4	287,922	180	139	21	12	8	19	9,002	110	170	93	1,532	695
Sheridan	691	16	24	91	263	245	49	*3	*	*	125,834	95	59	20	9	7	153	5,894	3,111	116	100	994	560
Sherman	504	16	32	70	173	161	45	7	-----	-----	96,471	115	77	27	*11	*	145	4,525	3,346	116	123	1,080	806
Smith	1,602	23	46	215	634	588	92	4	-----	-----	284,598	587	323	159	86	19	290	35,376	6,004	583	339	5,490	2,633
Stafford	1,051	20	53	140	364	390	73	*11	*	*	199,704	276	195	49	27	5	253	11,455	5,899	306	256	2,342	2,706
Stanton	124	6	7	12	42	49	*8	*	*	*	23,458	26	17	4	2	3	84	6,933	2,550	24	120	208	1,115
Stevens	322	10	26	51	104	109	*22	*	*	*	58,357	38	26	8	*4	*	175	1,701	4,253	37	124	222	823
Sumner	2,329	45	85	282	767	961	177	*12	*	*	454,281	660	400	157	80	23	645	36,317	13,008	705	727	6,306	5,315
Thomas	561	21	28	79	192	213	*28	*	*	*	96,059	62	36	15	7	4	93	4,213	2,030	69	125	617	884
Trego	731	12	26	103	283	273	*34	*	*	*	127,799	181	121	39	14	7	258	8,770	4,940	220	184	1,396	1,089
Wabaunsee	1,280	22	46	130	379	570	125	8	-----	-----	271,884	101	81	11	*9	*	16	3,233	129	97	31	640	208
Wallace	260	8	10	31	102	90	16	3	-----	-----	47,682	94	54	22	10	8	81	8,551	2,119	97	106	1,185	632
Washington	2,243	27	59	156	506	1,071	395	*29	*	*	575,541	475	295	92	49	39	102	32,349	1,318	446	188	4,349	1,851
Wichita	250	10	12	51	92	75	*10	*	*	*	38,673	111	68	24	13	6	62	6,767	1,509	116	107	985	730
Wilson	1,544	45	99	284	578	460	69	*9	*	*	252,635	368	274	63	21	10	115	14,943	1,604	423	276	3,561	2,298
Woodson	911	29	56	144	319	306	51	6	-----	-----	157,824	181	131	26	19	5	41	7,758	239	191	121	1,575	787
Wyandotte	1,093	92	135	341	346	141	26	8	*4	*	147,684	110	92	10	*8	*	21	3,406	101	125	57	877	258
KENTUCKY																							
State total	210,300	22,693	46,495	72,016	53,301	14,115	1,426	201	39	14	16,941,365	8,575	7,709	646	161	59	26,318	217,342	383,138	10,403	28,459	55,099	163,651
Adair	2,865	231	550	1,039	869	169	7	-----	-----	-----	228,053	168	159	9	----	----	688	2,941	8,463	179	555	559	2,477
Allen	2,298	128	412	811	714	217	12	*4	*	*	211,482	36	*36	*	*	*	282	519	2,717	47	206	181	806
Anderson	1,218	130	301	475	268	*44	*	*	*	*	81,793	276	250	*26	*	*	516	6,562	10,291	343	617	1,909	3,519
Ballard	1,185	72	118	331	466	184	*14	*	*	*	130,904	17	14	*3	*	*	29	519	239	22	36	96	188
Barren	3,530	223	525	1,244	1,117	383	34	*4	*	*	347,665	84	79	2	3	----	416	1,545	11,650	91	292	507	3,097
Bath	1,410	143	209	383	536	*139	*	*	*	*	128,649	134	122	12	----	----	404	2,757	8,275	172	568	800	3,318
Bell	990	299	362	243	68	15	3	-----	-----	-----	42,808	3	3	-----	----	----	38	19	152	14	28	49	91
Boone	1,107	62	135	318	404	159	26	*3	*	*	131,293	101	82	14	5	----	122	3,131	1,543	151	226	909	1,364
Bourbon	1,076	37	97	283	432	193	29	*5	*	*	138,965	200	174	17	*9	*	520	5,829	11,399	233	660	1,412	4,989
Boyd	545	71	129	155	121	52	*17	*	*	*	51,326	9	6	*3	*	*	59	311	640	13	72	81	485
Boyle	1,021	74	187	372	302	76	7	*3	*	*	93,449	155	131	16	*8	*	186	4,651	2,674	174	245	1,035	1,594
Bracken	1,188	29	126	398	498	130	*7	*	*	*	128,492	36	*36	*	*	*	161	554	2,063	80	281	550	1,348
Breathitt	2,965	572	907	947	451	84	*4	*	*	*	164,401	6	*6	*	*	*	115	235	827	7	184	53	890
Breckinridge	2,269	230	481	845	556	134	17	6	-----	-----	181,422	188	151	27	6	4	342	6,591	6,318	209	465	1,349	2,610
Bullitt	1,030	105	176	341	294	99	*15	*	*	*	94,952	75	67	*8	*	*	109	1,542	1,224	89	179	434	4,944
Butler	1,845	219	424	629	428	132	13	-----	-----	-----	145,832	192	178	14	----	----	484	3,587	9,092	216	497	939	2,340
Caldwell	1,318	102	234	450	420	100	12	-----	-----	-----	114,628	27	23	4	----	----	182	675	2,498	33	151	148	685
Calloway	2,702	141	369	1,110	904	161	*17	*	*	*	235,827	7	7	-----	----	----	51	106	233	13	15	88	46
Campbell	1,029	97	195	330	267	114	19	4	*3	*	113,772	47	44	3	----	----	59	701	420	63	102	221	627
Carlisle	969	44	119	350	348	103	5	-----	-----	-----	93,234	5	*5	*	*	*	21	119	281	6	20	28	102
Carroll	796	50	113	282	283	64	4	-----	-----	-----	73,242	34	*34	*	*	*	45	794	349	39	59	163	297
Carter	2,369	276	609	904	478	94	*8	*	*	*	161,378	100	*100	*	*	*	377	1,483	3,488	110	344	400	2,138
Casey	2,996	332	815	1,085	653	104	7	-----	-----	-----	200,000	42	38	*4	*	*	226	856	2,941	50	149	275	847
Christian	2,545	272	534	871	630	202	30	*6	*	*	220,423	71	67	4	----	----	191	1,036	2,266	77	244	401	1,531
Clark	1,262	72	274	473	360	76	*7	*	*	*	105,415	212	180	22	6	4	388	6,604	7,414	252	604	1,414	4,294
Clay	3,068	396	986	1,152	483	*51	*	*	*	*	173,479	12	12	-----	----	----	143	62	1,089	25	97	74	410
Clinton	1,417	158	356	549	300	46	8	-----	-----	-----	96,937	-----	-----	-----	----	----	59	----	644	2	35	*	174
Crittenden	1,467	91	205	487	481	181	*22	*	*	*	149,303	6	6	-----	----	----	29	70	258	11	33	40	159
Cumberland	1,730	100	329	627	555	110	9	-----	-----	-----	150,071	8	*8	*	*	*	64	131	578	11	44	33	205
Daviess	2,647	186	399	834	843	334	40	7	4	-----	285,035	51	*51	*	*	*	126	801	1,038	51	121	216	480
Edmonson	1,463	151	297	596	348	*71	*	*	*	*	105,297	12	12	-----	----	----	162	64	1,387	15	124	47	554
Elliott	1,157	159	354	391	183	57	10	3	-----	-----	80,335	53	49	*4	*	*	247	1,106	3,828	78	183	350	1,134
Estill	1,621	240	492	569	268	44	8	-----	-----	-----	98,581	41	*41	*	*	*	195	603	1,929	46	191	196	997
Fayette	823	45	102	295	261	98	14	4	*4	*	98,454	67	58	3	2	4	226	5,069	2,823	99	359	797	2,366
Fleming	1,904	99	252	641	729	165	*18	*	*	*	185,962	172	157	13	2	----	565	3,941	10,298	198	540	985	2,741
Floyd	3,545	376	1,059	1,386	629	88	*7	*	*	*	224,659	9	9	-----	----	----	75	104	394	19	36	80	155
Franklin	1,165	109	200	440	320	85	7	*4	*	*	104,922	140	131	*9	*	*	284	2,565	3,810	168	313	739	1,403
Fulton	836	41	123	266	286	114	6	-----	-----	-----	85,717	56	45	8	3	----	97	1,911	1,116	58	134	353	783
Gallatin	523	35	80	158	204	*46	*	*	*	*	48,333	66	62	4	----	----	80	1,010	1,032	79	123	408	681
Garrard	1,549	98	186	535	546	170	*14	*	*	*	154,353	92	86	*6	*	*	124	1,748	1,511	120	277	635	1,418
Grant	1,304	104	242	488	382	78	*10	*	*	*	107,823	278	254	20	*4	*	453	5,695	7,018	310	574	1,650	3,501
Graves	3,694	267	702	1,390	1,096	219	*20	*	*	*	302,641	23	*23	*	*	*	151	597	1,950	34	105	206	1,251
Grayson	2,513	246	509	822	660	230	38	*8	*	*	234,098	98	90	*8	*	*	360	2,278	8,600	104	360	443	1,858
Green	2,127	146	400	807	639	130	*5	*	*	*	176,267	29	29	-----	----	----	307	508	3,589	29	198	117	878

COUNTY TABLE 2.—CHICKENS AND TURKEYS—FARMS REPORTING CLASSIFIED BY NUMBER RAISED, 1939; WITH NUMBER OF CHICKENS RAISED, 1939 AND OF TURKEYS RAISED, 1939 AND 1929; AND FARMS REPORTING AND NUMBER OF TURKEYS ON HAND, 1940 AND 1935—Continued

(See text for explanation of asterisks)

STATE AND COUNTY OR PARISH	CHICKENS RAISED, 1939											TURKEYS RAISED								TURKEYS ON HAND (over 4 mo. old, Apr. 1, 1940; over 3 mo. old, Jan. 1, 1935)			
	Farms reporting, by number raised										Number raised	Farms reporting, by number raised, 1939					Farms reporting, 1929	Number raised		Farms reporting		Number	
	Total	Under 25	25 to 49	50 to 99	100 to 199	200 to 399	400 to 799	800 to 1,599	1,600 to 3,199	3,200 and over		Total	Under 50	50 to 99	100 to 199	200 and over		1939	1929	1940	1935	1940	1935
KENTUCKY—Con.																							
Greenup	1,603	268	480	527	258	60	*10	*	*	*	100,252	37	32	*5	*	*	130	746	1,199	41	147	278	622
Hancock	855	72	151	254	295	73	6	*4	*	*	80,876	9	6	*3	*	*	88	477	677	15	90	91	404
Hardin	2,364	230	427	816	668	198	22	3	-----	-----	206,901	223	191	29	3	----	609	5,831	12,913	263	702	1,315	3,633
Harlan	1,091	183	335	334	195	38	*6	*	*	*	69,273	3	*3	*	*	*	18	156	81	7	20	20	89
Harrison	1,805	63	175	585	793	169	*20	*	*	*	185,506	264	196	37	12	19	750	20,226	14,472	321	1,037	3,065	7,177
Hart	2,451	191	465	918	687	176	10	*4	*	*	202,458	84	75	5	4	----	456	2,392	8,720	94	462	578	2,568
Henderson	1,638	79	171	473	655	226	29	*5	*	*	187,745	89	83	6	----	----	242	1,443	2,840	104	304	441	1,575
Henry	1,274	43	119	380	559	161	9	3	-----	-----	138,233	60	56	*4	*	*	193	1,201	2,087	73	259	436	1,164
Hickman	1,258	64	162	422	453	137	*20	*	*	*	129,458	34	22	6	6	----	113	1,525	2,671	34	92	221	665
Hopkins	2,004	203	437	698	501	147	*18	*	*	*	164,479	8	8	-----	----	----	70	90	473	19	51	61	171
Jackson	2,228	265	654	821	402	81	5	-----	-----	-----	147,678	9	*9	*	*	*	221	191	2,230	14	149	122	628
Jefferson	2,162	299	462	708	466	183	26	12	3	3	210,941	90	76	9	2	3	113	5,741	942	112	206	685	1,041
Jessamine	1,005	46	145	374	348	82	7	*3	*	*	97,211	67	*67	*	*	*	140	818	1,326	86	272	380	1,263
Johnson	2,247	266	757	817	352	48	*7	*	*	*	135,258	18	*18	*	*	*	57	321	512	22	104	120	481
Kenton	988	84	175	285	286	111	32	11	4	-----	122,635	69	58	*11	*	*	77	1,581	1,099	74	145	378	1,083
Knott	2,269	372	760	750	358	*29	*	*	*	*	123,056	4	4	-----	----	----	110	16	693	9	90	51	422
Knox	2,801	581	939	924	310	*47	*	*	*	*	141,908	18	18	-----	----	----	116	184	783	22	64	87	237
Larue	1,203	49	125	356	458	185	26	*4	*	*	152,984	15	12	*3	*	*	135	462	1,924	19	109	85	529
Laurel	3,041	644	928	934	446	74	12	3	-----	-----	173,295	16	*16	*	*	*	49	256	218	25	62	127	319
Lawrence	2,083	370	634	603	358	95	19	*4	*	*	141,031	86	83	3	----	----	198	1,591	2,920	112	266	533	2,288
Lee	1,151	148	380	432	169	*22	*	*	*	*	65,236	20	20	-----	----	----	111	159	1,332	24	103	87	576
Leslie	1,833	400	693	563	154	*23	*	*	*	*	85,960	4	4	-----	----	----	62	7	287	8	44	23	278
Letcher	2,068	419	661	700	246	*42	*	*	*	*	105,524	5	*5	*	*	*	81	137	475	18	52	114	243
Lewis	1,813	295	471	630	348	61	5	*3	*	*	120,154	20	*20	*	*	*	71	318	581	29	74	132	381
Lincoln	2,280	307	498	825	523	113	14	-----	-----	-----	165,882	77	74	3	----	----	156	1,302	1,430	93	211	391	1,050
Livingston	1,043	85	168	314	310	144	*22	*	*	*	109,329	6	6	-----	----	----	63	108	492	17	46	73	172
Logan	2,771	156	489	920	865	309	*32	*	*	*	270,143	168	155	*13	*	*	706	3,350	12,201	175	555	807	2,478
Lyon	825	64	137	287	268	62	*7	*	*	*	72,420	*2	*	*	*	*	23	*	225	7	16	14	96
McCracken	1,599	120	296	653	403	106	17	*4	*	*	137,791	13	*13	*	*	*	40	418	421	23	36	106	161
McCreary	1,134	440	361	267	56	*10	*	*	*	*	43,503	*2	*	*	*	*	39	*	182	*4	34	*	166
McLean	1,248	57	124	355	482	206	20	*4	*	*	151,182	59	51	*8	*	*	256	1,712	3,684	66	212	385	1,073
Madison	2,882	229	613	1,085	780	157	*18	*	*	*	225,986	208	186	13	9	----	456	4,820	6,832	255	581	1,390	3,837
Magoffin	2,453	311	969	878	257	33	*5	*	*	*	133,195	4	4	-----	----	----	376	35	3,949	7	123	26	604
Marion	1,743	119	228	487	622	258	26	3	-----	-----	192,699	79	71	8	----	----	261	1,549	4,354	90	350	444	1,675
Marshall	1,927	238	534	729	353	65	8	-----	-----	-----	125,772	14	*14	*	*	*	56	344	565	17	25	91	168
Martin	1,115	292	428	302	76	14	*3	*	*	*	49,203	*2	*	*	*	*	8	*	20	5	7	16	24
Mason	1,297	71	145	439	480	150	*12	*	*	*	131,668	163	157	*6	*	*	307	3,293	3,975	217	426	1,023	2,278
Meade	1,075	88	182	353	319	120	9	*4	*	*	105,456	206	161	36	*9	*	254	7,011	4,514	216	408	1,305	2,550
Menifee	758	173	267	223	82	13	-----	-----	-----	-----	36,376	4	4	-----	----	----	129	29	1,504	9	88	91	370
Mercer	1,644	94	263	594	531	154	*8	*	*	*	150,063	380	334	40	*6	*	533	9,971	10,593	446	759	2,378	4,232
Metcalfe	1,970	145	410	743	541	123	*8	*	*	*	159,436	41	38	*3	*	*	261	872	3,249	47	204	240	957
Monroe	2,084	114	359	707	670	221	*13	*	*	*	197,462	*2	*	*	*	*	172	*	1,967	6	69	17	379
Montgomery	894	99	167	312	214	92	*10	*	*	*	76,283	66	61	5	----	----	312	1,197	5,174	102	428	509	2,907
Morgan	2,633	341	1,015	905	337	*35	*	*	*	*	142,127	38	38	-----	----	----	448	569	5,534	54	381	222	1,555
Muhlenberg	2,388	259	637	934	468	82	*8	*	*	*	158,771	18	*18	*	*	*	127	322	1,565	24	128	101	674
Nelson	1,694	88	191	477	636	274	*28	*	*	*	188,706	90	*90	*	*	*	326	1,591	5,507	107	346	490	2,014
Nicholas	1,239	45	173	425	470	118	*8	*	*	*	119,788	201	172	22	*7	*	367	5,631	6,876	216	545	1,246	3,444
Ohio	2,886	330	596	1,064	713	171	*12	*	*	*	223,027	61	*61	*	*	*	338	980	4,289	70	317	309	1,482
Oldham	636	47	110	205	188	71	*15	*	*	*	81,555	76	70	*6	*	*	66	1,475	716	84	131	460	864
Owen	1,705	82	297	539	670	104	8	*5	*	*	158,736	318	292	19	*7	*	631	10,056	9,816	374	828	1,849	4,651

Owsley	1,410	200	461	520	204	*25	*	*	*	*	77,291	9	9	-----	----	----	132	67	972	12	66	55	332
Pendleton	1,509	72	215	586	507	112	12	5	-----	-----	140,406	164	148	11	*5	*	351	4,322	4,768	218	521	1,075	2,866
Perry	2,614	381	747	994	424	63	*5	*	*	*	154,680	15	15	-----	----	----	68	74	516	27	93	98	393
Pike	5,399	966	1,672	1,834	777	130	20	-----	-----	-----	309,581	26	26	-----	----	----	120	237	762	46	156	223	837
Powell	748	128	217	261	125	17	-----	-----	-----	-----	42,412	15	15	-----	----	----	53	177	399	23	54	108	236
Pulaski	4,503	529	996	1,496	1,134	301	42	*5	*	*	364,607	28	*28	*	*	*	371	334	3,404	47	255	181	919
Robertson	596	20	62	235	228	47	*4	*	*	*	57,061	135	125	*10	*	*	232	3,041	3,893	153	242	802	1,288
Rockcastle	1,979	363	565	614	346	79	12	-----	-----	-----	123,983	45	45	-----	----	----	144	602	1,929	69	143	274	646
Rowan	1,104	238	338	362	155	24	7	-----	-----	-----	62,014	9	*9	*	*	*	70	151	556	15	47	56	310
Russell	1,962	130	349	706	630	141	*6	*	*	*	169,910	23	23	-----	----	----	242	200	2,355	26	171	106	658
Scott	1,294	87	244	503	383	65	*12	*	*	*	109,261	135	124	*11	*	*	331	2,855	3,759	185	493	985	3,339
Shelby	1,738	198	297	516	555	151	18	*3	*	*	161,498	173	163	7	3	----	367	3,263	5,550	216	530	1,083	2,687
Simpson	1,352	77	169	461	495	140	10	-----	-----	-----	129,930	75	69	*6	*	*	302	1,511	3,737	86	226	400	1,031
Spencer	940	77	139	309	286	122	7	-----	-----	-----	92,119	173	158	*15	*	*	335	3,936	5,679	209	352	1,051	1,750
Taylor	1,584	120	256	521	485	183	19	-----	-----	-----	151,627	6	*6	*	*	*	67	92	671	8	62	25	213
Todd	1,474	158	354	493	336	120	13	-----	-----	-----	118,484	36	36	-----	----	----	184	342	1,754	44	125	132	598
Trigg	1,424	54	178	466	534	164	*28	*	*	*	154,023	32	27	*5	*	*	184	617	2,454	34	125	150	867
Trimble	853	70	177	337	206	53	*10	*	*	*	69,025	9	5	1	*3	*	32	657	274	11	32	154	266
Union	1,025	41	82	250	400	213	33	*6	*	*	142,687	37	33	*4	*	*	178	754	2,976	36	212	164	1,500
Warren	2,856	227	490	1,024	897	201	*17	*	*	*	244,657	126	108	8	*10	*	550	3,799	8,517	133	534	1,507	3,262
Washington	1,789	101	272	642	599	166	*9	*	*	*	163,016	165	153	*12	*	*	473	3,540	7,905	196	509	961	2,534
Wayne	2,134	303	597	650	449	126	9	-----	-----	-----	150,427	21	21	-----	----	----	242	323	2,927	26	193	123	979
Webster	1,393	105	215	442	452	160	*19	*	*	*	135,556	12	12	-----	----	----	128	205	1,071	15	59	60	253
Whitley	2,274	547	786	680	223	34	*4	*	*	*	114,309	4	4	-----	----	----	69	15	440	14	47	42	250
Wolfe	1,412	340	464	429	162	*17	*	*	*	*	68,414	20	*20	*	*	*	255	351	3,154	27	166	156	923
Woodford	695	75	116	257	170	63	10	4	-----	-----	63,104	94	91	*3	*	*	179	1,364	1,478	113	242	527	1,265
LOUISIANA																							
State total	124,227	28,150	35,934	36,025	19,079	4,390	514	94	25	16	7,627,157	3,102	2,944	102	42	14	4,516	41,735	27,430	4,532	6,470	23,158	32,461
Acadia	3,430	298	778	1,225	818	201	*10	*	*	*	271,900	163	157	2	4	----	89	1,677	591	188	184	949	930
Allen	1,158	219	403	344	152	36	4	-----	-----	-----	66,077	39	*39	*	*	*	37	547	162	60	52	267	173
Ascension	1,183	204	383	365	191	33	3	*4	*	*	77,367	11	8	3	----	----	20	307	127	16	13	88	78
Assumption	479	39	74	140	149	52	18	*7	*	*	60,046	4	4	-----	----	----	1	10	7	*4	10	*	70
Avoyelles	4,560	678	1,251	1,759	773	93	*6	*	*	*	279,021	51	*51	*	*	*	86	447	518	70	251	492	1,337
Beauregard	1,380	246	389	400	206	93	39	7	-----	-----	114,484	14	10	1	3	----	61	535	915	24	42	161	197
Bienville	2,500	711	799	695	250	41	4	-----	-----	-----	119,233	28	28	-----	----	----	172	289	733	51	84	181	419
Bossier	2,643	807	911	654	219	40	*12	*	*	*	122,114	128	124	*4	*	*	228	1,489	1,155	223	478	1,061	1,818
Caddo	3,965	1,440	1,281	806	317	91	21	5	*4	*	201,888	332	315	12	*5	*	477	4,149	2,523	485	467	2,139	1,900
Calcasieu	1,510	153	282	431	479	138	19	*8	*	*	158,603	101	90	8	3	----	124	2,231	1,365	157	275	1,253	2,071
Caldwell	1,100	264	388	317	112	*19	*	*	*	*	54,725	11	11	-----	----	----	24	68	129	24	34	86	127
Cameron	724	87	115	184	226	105	7	-----	-----	-----	73,849	55	50	*5	*	*	91	1,103	726	85	89	510	572
Catahoula	1,796	749	547	351	122	22	5	-----	-----	-----	71,092	27	24	*3	*	*	56	712	218	46	45	412	217
Claiborne	3,152	840	913	910	381	96	*12	*	*	*	168,812	85	82	*3	*	*	188	787	846	149	225	595	761
Concordia	1,298	457	501	251	72	13	*4	*	*	*	51,878	11	*11	*	*	*	23	322	178	15	35	115	186
De Soto	3,626	1,154	1,147	889	341	73	15	*7	*	*	180,728	201	*201	*	*	*	236	1,322	1,693	313	252	1,087	1,024
East Baton Rouge	1,535	342	454	422	237	67	9	*4	*	*	105,526	64	61	*3	*	*	81	1,067	429	77	66	408	355
East Carroll	2,219	740	813	486	143	34	*3	*	*	*	94,207	21	*21	*	*	*	33	529	129	30	55	150	316
East Feliciana	1,665	480	688	344	131	*22	*	*	*	*	71,242	14	*14	*	*	*	73	285	404	16	74	76	478
Evangeline	4,133	350	999	1,883	793	104	4	-----	-----	-----	275,889	25	25	-----	----	----	30	219	170	34	43	122	179
Franklin	4,858	1,194	1,751	1,334	504	66	9	-----	-----	-----	232,939	53	49	*4	*	*	65	728	302	83	76	511	310
Grant	1,168	356	367	270	140	28	4	3	-----	-----	61,428	15	*15	*	*	*	70	231	460	23	131	130	615
Iberia	1,157	66	136	338	434	165	*18	*	*	*	122,815	21	21	-----	----	----	20	141	157	31	44	115	183
Iberville	589	107	169	171	115	18	6	3	-----	-----	42,560	5	5	-----	----	----	8	64	32	10	21	48	228
Jackson	1,392	371	472	389	121	26	8	5	-----	-----	73,851	18	*18	*	*	*	39	177	271	26	47	108	288
Jefferson	129	39	34	21	18	10	4	*3	*	*	58,342	8	8	-----	----	----	3	80	10	11	7	53	22
Jefferson Davis	1,433	175	281	466	374	126	*11	*	*	*	120,713	105	90	9	*6	*	81	2,606	682	133	191	830	1,262
Lafayette	3,086	305	658	1,071	863	175	*14	*	*	*	245,478	57	*57	*	*	*	28	428	122	77	159	267	653
Lafourche	982	46	139	342	333	108	*14	*	*	*	101,232	12	*12	*	*	*	4	277	33	15	5	154	31
La Salle	639	117	246	198	68	7	*3	*	*	*	33,474	11	11	-----	----	----	26	60	95	21	13	102	54
Lincoln	2,454	532	758	835	280	34	8	*7	*	*	137,036	47	*47	*	*	*	67	692	409	70	84	526	437
Livingston	1,735	466	600	475	156	33	5	-----	-----	-----	81,692	20	17	*3	*	*	8	533	22	29	16	233	46
Madison	2,007	712	615	441	177	55	*7	*	*	*	92,872	20	*20	*	*	*	51	261	242	29	81	156	429
Morehouse	2,729	935	859	695	197	38	5	-----	-----	-----	118,348	82	*82	*	*	*	176	623	733	137	200	497	774
Natchitoches	3,776	1,176	1,245	867	402	80	6	-----	-----	-----	178,584	157	*157	*	*	*	397	991	2,341	204	480	830	2,486
Orleans	68	19	18	18	7	*6	*	*	*	*	4,762	3	*3	*	*	*	1	103	50	5	6	53	29
Ouachita	1,845	443	609	515	217	49	7	2	3	-----	107,714	50	46	*4	*	*	81	911	323	78	67	474	262
Plaquemines	418	96	111	131	64	*16	*	*	*	*	25,000	4	4	-----	----	----	5	25	24	5	1	26	4

COUNTY TABLE 2.—CHICKENS AND TURKEYS—FARMS REPORTING CLASSIFIED BY NUMBER RAISED, 1939; WITH NUMBER OF CHICKENS RAISED, 1939 AND OF TURKEYS RAISED, 1939 AND 1929; AND FARMS REPORTING AND NUMBER OF TURKEYS ON HAND, 1940 AND 1935—Continued

(See text for explanation of asterisks)

STATE AND PARISH OR COUNTY	CHICKENS RAISED, 1939											TURKEYS RAISED								TURKEYS ON HAND (over 4 mo. old, Apr. 1, 1940; over 3 mo. old, Jan. 1, 1935)			
	Farms reporting, by number raised										Number raised	Farms reporting, by number raised, 1939					Farms reporting, 1929	Number raised		Farms reporting		Number	
	Total	Under 25	25 to 49	50 to 99	100 to 199	200 to 399	400 to 799	800 to 1,599	1,600 to 3,199	3,200 and over		Total	Under 50	50 to 99	100 to 199	200 and over		1939	1929	1940	1935	1940	1935
LOUISIANA—Con.																							
Pointe Coupee	2,598	341	615	865	645	118	11	*3	*	*	208,091	78	72	*6	*	*	62	1,394	527	100	88	663	606
Rapides	2,748	782	805	726	334	78	20	3	-----	-----	154,902	74	70	*4	*	*	163	1,129	967	107	239	681	1,898
Red River	1,990	793	668	362	142	18	*7	*	*	*	79,348	34	34	-----	----	----	88	274	590	60	127	318	643
Richland	3,741	810	1,130	1,096	582	117	6	-----	-----	-----	210,629	32	32	-----	----	----	56	287	372	58	115	269	547
Sabine	2,169	591	680	653	221	*24	*	*	*	*	101,767	14	14	-----	----	----	63	134	319	27	60	166	280
St. Bernard	55	21	22	7	*5	*	*	*	*	*	2,810	*3	*	*	*	*	3	*	77	4	3	19	8
St. Charles	203	36	44	56	41	21	5	-----	-----	-----	17,620	10	10	-----	----	----	------	98	--------	12	5	62	20
St. Helena	1,498	506	485	361	133	13	------	-----	-----	-----	63,558	12	12	-----	----	----	11	125	126	22	19	103	98
St. James	346	28	46	107	118	38	4	*5	*	*	41,073	*1	*	*	*	*	9	*	117	6	16	21	122
St. John Baptist	138	22	43	42	22	*9	*	*	*	*	9,980	*1	*	*	*	*	------	*	--------	*2	4	*	13
St. Landry	7,047	869	1,670	2,607	1,471	405	*25	*	*	*	520,637	113	110	3	----	----	73	1,102	321	171	151	675	659
St. Martin	2,153	178	362	663	755	181	*14	*	*	*	200,862	11	11	-----	----	----	7	90	24	14	24	66	120
St. Mary	303	44	55	74	83	38	*9	*	*	*	31,342	6	6	-----	----	----	7	67	242	8	9	55	39
St. Tammany	928	259	298	234	86	33	8	1	5	4	88,228	31	27	*4	*	*	29	602	251	50	55	242	266
Tangipahoa	3,075	1,285	925	621	191	45	8	-----	-----	-----	120,593	24	*24	*	*	*	23	390	147	38	29	245	142
Tensas	1,483	615	435	269	130	30	*4	*	*	*	64,630	16	*16	*	*	*	31	387	149	30	54	232	319
Terrebonne	765	96	125	250	213	71	7	*3	*	*	74,572	5	*5	*	*	*	8	153	36	7	9	52	40
Union	2,792	333	812	896	633	111	7	-----	-----	-----	184,641	24	*24	*	*	*	102	356	766	38	80	147	265
Vermilion	3,194	179	506	1,039	1,123	314	*33	*	*	*	309,549	328	311	10	*7	*	189	4,713	1,274	384	411	2,276	2,299
Vernon	1,673	361	587	486	179	50	*10	*	*	*	94,603	42	42	-----	----	----	79	444	644	74	129	284	832
Washington	2,800	801	850	774	303	58	11	*3	*	*	147,998	40	*40	*	*	*	31	407	146	63	62	217	318
Webster	2,426	475	679	809	380	72	6	*5	*	*	147,887	45	*45	*	*	*	112	735	389	88	139	347	607
West Baton Rouge	406	109	132	94	58	*13	*	*	*	*	22,168	7	7	-----	----	----	5	66	53	9	8	54	38
West Carroll	2,623	519	833	855	340	71	*5	*	*	*	147,155	19	*19	*	*	*	26	232	98	29	88	131	280
West Feliciana	1,108	339	377	241	113	33	*5	*	*	*	57,059	52	45	*7	*	*	51	1,437	334	62	94	500	453
Winn	1,444	345	566	405	98	26	4	-----	-----	-----	67,934	7	7	-----	----	----	28	64	135	15	49	55	228
MAINE																							
State total	17,327	4,404	3,803	3,433	2,181	1,577	893	560	310	166	3,792,527	382	265	38	43	36	948	35,816	25,841	429	813	5,160	6,949
Androscoggin	958	219	192	181	155	108	47	29	18	9	205,984	18	10	2	*6	*	32	1,302	428	17	27	90	142
Aroostook	3,563	941	1,104	1,052	346	85	22	5	5	3	216,076	62	55	2	*5	*	237	1,944	3,350	61	157	267	1,048
Cumberland	1,274	203	151	229	189	196	132	94	50	30	534,095	53	31	5	11	6	96	4,343	2,767	66	94	747	1,146
Franklin	636	223	142	88	82	43	31	18	*9	*	98,336	11	11	-----	----	----	48	200	838	18	40	128	193
Hancock	721	261	156	99	81	59	37	14	10	4	120,565	4	*4	*	*	*	24	515	5,547	8	13	38	186
Kennebec	1,390	302	303	257	217	155	86	44	20	6	276,620	26	21	-----	1	4	61	3,909	2,938	26	33	534	526
Knox	617	85	71	62	78	99	89	69	44	20	362,018	7	4	*3	*	*	9	458	34	14	24	112	127
Lincoln	665	88	106	79	107	114	80	50	21	20	287,080	4	-----	-----	1	3	26	1,310	300	5	13	122	87
Oxford	1,055	337	231	164	105	106	56	28	15	13	241,349	40	30	2	3	5	82	7,324	1,537	47	119	882	1,185
Penobscot	1,738	412	390	422	237	139	75	35	22	6	283,249	16	12	*4	*	*	49	741	1,250	24	38	111	319
Piscataquis	412	91	90	90	56	54	19	7	5	-----	58,259	6	3	*3	*	*	20	396	210	5	15	36	67
Sagadahoc	265	55	58	45	34	28	16	19	6	4	93,267	16	12	1	3	----	20	556	168	18	13	276	152
Somerset	1,195	363	248	210	156	125	52	25	11	5	176,900	27	19	5	*3	*	65	1,457	1,705	25	56	169	519
Waldo	958	241	178	163	117	113	61	41	33	11	264,852	13	8	-----	*5	*	22	890	737	16	26	99	209
Washington	858	389	215	114	72	40	12	13	*3	*	68,450	10	6	1	*3	*	14	1,164	114	12	22	99	181
York	1,022	194	168	178	149	113	78	69	41	32	505,427	69	41	15	4	9	143	9,307	3,918	67	123	1,450	862

MARYLAND																						
State total	32,225	2,302	4,083	7,018	8,214	6,625	2,347	838	353	445	11,923,718	5,849	4,207	975	404	263	9,718	340,442	278,579	6,110	9,858	51,602	74,068
Allegany	881	157	217	242	170	76	13	*6	*	*	76,681	28	25	*3	*	*	78	578	800	44	92	183	389
Anne Arundel	1,044	82	148	267	267	177	60	29	8	6	211,912	253	171	38	28	16	327	16,457	6,828	255	347	2,076	2,270
Baltimore	2,499	155	342	536	529	521	258	100	41	17	682,821	265	185	39	18	23	467	19,373	8,172	271	393	2,084	3,441
Baltimore City	17	3	3	2	3	2	*4	*	*	*	7,125	*2	*	*	*	*	6	*	65	*1	4	*	265
Calvert	791	43	112	225	272	118	15	*6	*	*	96,808	293	245	43	5	——	459	8,429	11,500	312	469	1,298	2,186
Caroline	1,439	72	195	275	376	337	97	30	11	46	1,157,252	480	354	65	43	18	741	23,455	26,584	480	757	3,147	5,494
Carroll	2,720	138	267	475	718	730	286	74	26	6	692,639	145	93	24	9	19	160	10,790	2,906	136	243	1,234	1,639
Cecil	1,119	95	172	203	304	228	75	30	12	———	210,179	180	134	28	12	6	388	6,844	12,595	230	372	2,031	3,559
Charles	1,074	103	193	315	292	144	20	4	3	———	117,011	345	286	49	*10	*	520	9,496	9,597	369	496	1,879	2,411
Dorchester	1,203	61	111	243	352	301	90	24	9	12	369,675	306	239	55	7	5	470	10,210	11,047	326	442	2,751	2,629
Frederick	2,947	94	235	607	965	772	206	49	13	6	560,546	268	219	34	9	6	344	8,648	3,593	264	492	1,765	2,340
Garrett	1,589	363	350	359	269	158	60	23	*7	*	183,380	82	47	10	8	17	319	15,683	6,136	73	297	3,412	1,434
Harford	1,669	94	182	297	380	392	223	79	17	5	424,756	263	175	45	22	21	681	15,818	19,627	237	581	2,177	4,514
Howard	805	28	70	152	222	204	92	27	*10	*	190,166	222	134	46	20	22	328	20,603	7,118	192	408	1,572	3,353
Kent	677	25	62	121	192	214	51	9	*3	*	135,515	353	240	65	27	21	566	22,059	32,473	371	538	4,246	6,175
Montgomery	1,442	102	163	311	366	329	113	39	8	11	369,798	220	168	33	13	6	402	10,870	8,386	239	516	1,767	3,858
Prince Georges	1,460	181	282	443	314	143	59	20	*18	*	209,210	231	207	17	7	----	335	4,785	3,839	262	352	1,373	1,655
Queen Annes	1,035	50	115	183	300	306	65	13	———	3	216,550	650	395	169	69	17	926	36,478	42,590	684	842	6,365	8,112
St. Marys	1,137	102	185	318	306	167	48	8	3	———	144,228	467	345	89	29	4	767	17,155	21,748	498	756	3,005	4,085
Somerset	814	36	74	141	166	161	95	68	44	29	612,260	*26	*	*	*	*	79	*	816	* 33	67	*	594
Talbot	788	30	48	141	219	248	68	13	6	15	467,377	359	239	59	29	32	592	49,515	28,141	413	573	4,823	7,489
Washington	2,038	166	277	547	574	366	81	16	*11	*	287,672	142	108	19	9	6	235	7,280	3,051	177	292	1,113	2,065
Wicomico	1,597	79	176	378	420	276	119	61	27	61	1,177,857	115	69	20	16	10	202	10,039	4,808	97	237	1,732	1,557
Worcester	1,440	43	104	237	238	255	151	113	81	218	3,322,320	154	111	23	13	7	326	10,651	6,159	146	312	936	2,594
MASSACHUSETTS																						
State total	14,341	2,640	2,407	1,916	1,755	1,812	1,537	1,241	646	387	7,564,385	732	356	91	88	197	1,383	197,916	61,396	709	1,480	23,258	29,005
Barnstable	551	280	107	56	38	20	22	12	11	5	117,092	30	20	2	3	5	22	9,032	863	27	41	341	400
Berkshire	807	185	193	134	121	71	45	33	12	13	208,626	34	16	3	6	9	49	9,368	1,185	27	41	606	838
Bristol	1,832	176	221	224	240	326	254	221	104	66	1,185,490	94	32	21	13	28	224	41,969	15,203	102	176	5,453	8,336
Dukes	124	36	31	27	9	12	3	*6	*	*	17,164	14	10	1	*3	*	20	1,250	1,118	* 17	6	*	35
Essex	895	145	140	119	108	130	107	80	37	29	476,000	50	31	3	4	12	100	7,296	6,468	53	124	711	2,326
Franklin	1,215	239	373	247	107	105	68	38	26	12	299,831	34	25	3	2	4	123	4,941	1,638	35	122	641	1,208
Hampden	1,275	316	229	199	170	146	106	66	20	23	415,264	82	40	10	11	21	143	39,516	3,935	76	150	5,650	1,966
Hampshire	1,190	286	274	190	141	118	66	60	35	20	368,000	47	27	3	3	14	176	9,742	3,782	49	142	1,448	1,866
Middlesex	1,386	130	132	130	138	204	251	219	122	60	1,219,782	89	39	10	16	24	140	17,329	8,964	70	169	1,977	5,620
Nantucket	*25	*	*	*	*	*	*	*	*	*	*	*1	*	*	*	*	------	*	--------	* 2	------	*	------
Norfolk	559	34	37	42	67	84	100	97	60	38	780,345	32	9	6	3	14	54	13,866	5,069	28	52	1,197	1,156
Plymouth	1,970	396	296	205	236	233	220	200	113	71	1,354,394	113	55	12	13	33	136	20,618	7,497	101	182	1,567	2,855
Suffolk	*2	*	*	*	*	*	*	*	*	*	*	*1	*	*	*	*	------	*	--------	-----	2	------	14
Worcester	2,510	417	370	336	373	361	291	208	105	49	1,095,883	111	52	17	13	29	196	22,281	5,674	122	273	3,416	2,405
MICHIGAN																						
State total	125,554	15,578	21,151	29,514	30,167	21,411	6,137	1,223	254	119	17,531,398	7,110	5,688	696	364	362	13,108	395,641	229,640	8,890	17,193	75,033	109,650
Alcona	616	129	163	181	105	33	*5	*	*	*	42,351	65	52	*13	*	*	62	2,063	1,005	90	140	660	955
Alger	255	84	81	34	28	13	10	*5	*	*	25,137	3	3	-----	----	----	6	95	36	3	8	33	45
Allegan	3,194	239	374	533	733	906	326	65	12	6	670,408	155	112	18	10	15	353	9,948	6,269	195	407	3,801	2,468
Alpena	1,006	201	225	305	201	58	12	*4	*	*	76,806	24	*24	*	*	*	50	564	743	34	79	181	404
Antrim	893	156	222	276	164	57	15	*3	*	*	73,816	75	68	-----	*7	*	172	2,461	2,597	85	230	544	1,422
Arenac	1,061	109	202	264	276	158	47	5	-----	-----	125,345	32	27	*5	*	*	82	1,263	943	43	66	297	401
Baraga	361	152	86	62	47	*14	*	*	*	*	18,277	9	*9	*	*	*	13	387	140	d	22	39	70
Barry	2,180	295	390	500	573	341	67	8	6	-----	259,926	107	83	10	7	7	251	6,366	4,151	121	272	1,545	1,671
Bay	2,415	173	324	591	659	518	124	22	*4	*	353,734	64	52	4	2	6	104	6,651	1,128	94	167	1,067	959
Benzie	487	141	128	108	73	30	4	-----	3	-----	38,147	29	19	4	2	4	73	20,714	3,142	38	64	1,284	998
Berrien	3,484	446	679	1,054	786	375	105	24	9	6	441,568	108	89	8	4	7	173	5,740	2,458	145	236	1,212	1,312
Branch	1,785	108	174	343	503	495	138	20	1	3	324,445	34	31	*3	*	*	121	1,461	1,600	45	147	208	744
Calhoun	2,300	227	381	590	613	350	113	20	6	-----	306,584	100	79	7	4	10	301	6,903	5,690	129	356	1,137	1,952
Cass	1,732	212	278	454	455	251	63	16	3	-----	211,818	144	118	12	6	8	247	6,107	3,290	168	295	1,277	2,538
Charlevoix	817	167	160	214	189	74	10	*3	*	*	73,963	97	67	18	9	3	208	5,386	4,739	104	211	877	1,569
Cheboygan	831	177	242	240	122	39	*11	*	*	*	55,205	47	41	6	----	----	121	1,001	1,954	77	132	404	720
Chippewa	983	238	244	205	196	80	15	*5	*	*	79,838	227	199	20	*8	*	288	6,130	5,365	269	397	1,525	1,747
Clare	659	98	132	175	164	72	14	4	-----	-----	65,134	74	55	6	7	6	148	5,369	2,209	100	219	876	1,546

COUNTY TABLE 2.—CHICKENS AND TURKEYS—FARMS REPORTING CLASSIFIED BY NUMBER RAISED, 1939; WITH NUMBER OF CHICKENS RAISED, 1939 AND OF TURKEYS RAISED, 1939 AND 1929; AND FARMS REPORTING AND NUMBER OF TURKEYS ON HAND, 1940 AND 1935—Continued

(See text for explanation of asterisks)

STATE AND COUNTY	CHICKENS RAISED, 1939											TURKEYS RAISED								TURKEYS ON HAND (over 4 mo. old, Apr. 1, 1940; over 3 mo. old, Jan. 1, 1935)			
	Farms reporting, by number raised										Number raised	Farms reporting, by number raised, 1939					Farms reporting, 1929	Number raised		Farms reporting		Number	
	Total	Under 25	25 to 49	50 to 99	100 to 199	200 to 399	400 to 799	800 to 1,599	1,600 to 3,199	3,200 and over		Total	Under 50	50 to 99	100 to 199	200 and over		1939	1929	1940	1935	1940	1935
MICHIGAN—Con.																							
Clinton	2,324	151	285	517	724	527	103	12	*5	*	342,093	51	42	4	1	4	80	6,256	839	73	108	594	838
Crawford	72	9	18	26	11	*8	*	*	*	*	6,361	6	*6	*	*	*	7	842	48	7	10	44	48
Delta	853	257	228	172	125	57	10	1	*3	*	79,831	10	*10	*	*	*	50	293	694	11	35	70	199
Dickinson	312	99	78	61	51	13	10	-----	-----	-----	21,852	-----	-----	-----	----	----	20	-------	262	*2	19	*	68
Eaton	2,310	182	308	563	711	440	88	12	*6	*	324,302	60	49	1	5	5	132	3,284	1,184	86	141	603	822
Emmet	785	184	221	198	125	43	*14	*	*	*	56,751	57	51	3	3	----	88	1,250	1,351	61	156	331	771
Genesee	3,206	450	611	810	736	453	116	23	*7	*	387,126	111	89	13	6	3	141	3,478	1,393	154	168	1,024	957
Gladwin	974	163	212	260	217	96	18	*8	*	*	95,529	99	87	9	*3	*	121	3,002	1,560	120	219	781	1,387
Gogebic	313	136	77	46	36	12	*6	*	*	*	19,309	3	3	-----	----	----	26	49	357	6	28	33	141
Grand Traverse	1,040	190	220	314	207	84	20	*5	*	*	94,643	67	54	*13	*	*	216	2,304	5,519	77	197	537	1,206
Gratiot	2,491	159	293	508	717	616	171	22	2	3	418,693	94	61	10	8	15	273	13,070	4,038	129	298	1,981	2,388
Hillsdale	2,386	189	260	422	462	630	328	75	13	7	564,934	95	58	11	8	18	248	14,512	5,677	102	326	984	2,425
Houghton	603	163	115	133	118	58	*16	*	*	*	51,599	7	*7	*	*	*	38	404	470	5	31	74	373
Huron	3,219	172	390	649	984	804	195	22	3	-----	503,682	149	128	12	5	4	314	5,086	4,554	178	460	942	2,496
Ingham	1,921	247	327	414	452	347	110	*24	*	*	267,864	94	78	6	*10	*	129	3,554	2,034	123	134	785	820
Ionia	1,975	212	330	457	488	360	96	24	4	4	306,640	69	47	9	8	5	213	7,226	3,101	97	230	655	1,893
Iosco	535	117	132	132	107	36	8	3	-----	-----	42,582	70	53	5	2	10	85	7,162	2,168	89	65	825	465
Iron	502	161	149	106	55	24	4	3	-----	-----	30,711	5	*5	*	*	*	10	112	85	3	12	27	130
Isabella	1,932	178	238	482	589	347	83	12	*3	*	263,028	127	105	14	4	4	237	4,600	2,976	168	320	1,077	1,814
Jackson	2,167	292	336	508	525	358	107	31	7	3	340,033	134	104	12	11	7	257	7,271	5,479	176	274	1,415	2,445
Kalamazoo	2,035	315	432	522	439	250	58	16	*3	*	224,208	59	49	5	*5	*	142	2,068	3,318	81	202	631	1,523
Kalkaska	479	85	110	147	99	33	5	-----	-----	-----	36,519	44	35	4	----	5	103	2,088	1,924	52	123	375	639
Kent	3,141	510	626	710	710	415	114	44	8	4	415,644	226	171	24	14	17	369	13,472	6,468	255	497	2,566	3,064
Keweenaw	42	14	6	14	5	*3	*	*	*	*	3,457	-----	-----	-----	----	----	-------	--------	--------	*1	1	*	2
Lake	544	113	144	165	90	26	*6	*	*	*	38,879	54	49	5	----	----	62	1,046	1,442	59	115	327	639
Lapeer	2,261	230	371	561	607	391	87	14	-----	-----	279,185	139	126	7	2	4	247	4,191	2,997	210	319	1,032	1,773
Leelanau	867	130	201	290	177	58	*11	*	*	*	68,743	33	33	-----	----	----	129	441	2,751	42	155	188	720
Lenawee	2,935	141	264	413	645	905	453	90	17	7	751,612	91	60	8	7	16	282	17,717	5,139	96	283	1,626	2,243
Livingston	1,473	201	308	390	308	195	53	13	5	-----	174,876	113	88	16	5	4	212	4,366	3,175	146	323	970	2,253
Luce	114	22	24	33	27	*8	*	*	*	*	10,014	8	*8	*	*	*	9	810	158	10	19	52	205
Mackinac	370	80	99	96	68	24	*3	*	*	*	25,995	37	33	4	----	----	32	704	405	47	77	208	311
Macomb	2,550	206	372	513	668	526	201	48	8	8	474,907	104	79	10	8	7	91	7,744	1,060	124	150	824	1,064
Manistee	919	177	214	268	176	69	12	*3	*	*	74,631	23	19	*4	*	*	83	633	1,420	32	119	174	501
Marquette	437	117	121	105	57	25	9	3	-----	-----	32,469	11	*11	*	*	*	20	246	449	16	27	81	147
Mason	1,276	170	259	388	291	128	31	5	*4	*	135,945	45	30	10	*5	*	78	1,812	1,777	62	143	497	878
Mecosta	1,609	241	313	481	373	154	32	8	*7	*	167,834	180	149	21	6	4	193	6,799	2,660	236	338	1,706	1,913
Menominee	1,415	413	405	330	205	50	*12	*	*	*	84,577	14	11	3	----	----	42	340	640	22	90	87	501
Midland	1,399	148	251	375	335	237	45	*8	*	*	168,489	71	59	5	3	4	159	3,093	1,562	90	194	798	1,448
Missaukee	775	103	160	219	206	70	13	4	-----	-----	73,826	50	34	5	4	7	135	5,119	2,620	67	157	879	1,227
Monroe	3,106	135	288	593	854	923	261	49	*3	*	580,370	41	28	5	1	7	75	12,631	649	62	152	958	1,220
Montcalm	2,672	358	512	747	682	303	64	*6	*	*	271,654	91	67	8	6	10	212	9,098	3,552	119	266	1,008	1,761
Montmorency	384	100	91	113	61	15	*4	*	*	*	24,590	45	38	4	----	3	45	1,636	860	55	68	309	403
Muskegon	1,453	210	288	383	332	183	37	13	*7	*	174,924	122	101	10	5	6	207	7,340	4,075	139	192	2,687	1,739
Newaygo	1,801	355	370	377	359	249	77	11	*3	*	204,927	134	108	18	*8	*	208	4,068	3,878	177	322	1,209	2,154
Oakland	2,262	319	393	630	475	292	109	22	13	9	374,101	177	132	14	17	14	164	13,376	2,421	222	318	2,109	2,323
Oceana	1,244	210	289	332	265	124	16	8	-----	-----	109,337	117	98	10	6	3	171	4,193	3,770	129	183	1,035	1,477
Ogemaw	721	152	170	205	135	43	*16	*	*	*	54,474	44	37	*7	*	*	163	1,437	3,140	60	156	315	892
Ontonagon	429	92	91	94	101	39	*12	*	*	*	42,877	8	*8	*	*	*	34	240	476	14	70	96	346
Osceola	1,331	301	333	393	224	66	10	*4	*	*	94,762	151	133	12	*6	*	236	4,431	3,263	183	396	1,181	2,223
Oscoda	156	39	37	39	30	7	*4	*	*	*	12,015	41	35	*6	*	*	35	1,059	602	38	77	264	490

Otsego	420	69	102	146	74	25	*4	*	*	*	30,544	45	35	3	*7	*	78	1,940	1,085	53	74	363	355
Ottawa	2,869	186	253	364	692	899	373	73	17	12	722,602	164	111	21	17	15	410	11,497	11,537	207	431	4,798	3,101
Presque Isle	921	159	222	309	195	*36	*	*	*	*	62,168	109	100	*9	*	*	134	2,559	2,083	122	149	725	764
Roscommon	140	29	32	37	19	18	*5	*	*	*	12,678	14	11	3	---	---	11	318	264	19	7	170	161
Saginaw	4,021	229	427	775	1,228	1,060	249	45	8	-----	675,692	109	90	4	7	8	187	5,082	2,095	135	213	842	1,690
St. Clair	3,204	285	425	691	830	697	213	54	5	4	554,419	312	257	30	11	14	527	14,536	8,743	384	820	2,530	4,615
St. Joseph	1,502	119	213	362	414	303	67	15	*9	*	233,186	74	61	4	5	4	148	3,119	2,007	89	255	512	1,467
Sanilac	3,612	359	552	876	967	665	158	*35	*	*	476,867	728	568	97	47	16	1,192	29,915	25,692	819	1,632	5,544	9,797
Schoolcraft	255	73	65	51	47	15	*4	*	*	*	17,841	12	*12	*	*	*	20	556	418	13	19	62	98
Shiawassee	2,341	157	321	489	622	571	141	24	8	8	445,242	44	38	3	*3	*	84	1,128	1,088	62	84	416	423
Tuscola	3,102	249	406	674	830	721	181	31	*10	*	492,195	123	106	9	5	3	298	3,406	3,938	172	432	898	2,218
Van Buren	2,542	293	455	720	597	353	97	21	3	3	314,639	131	109	8	5	9	275	6,123	6,755	183	319	1,435	2,131
Washtenaw	2,279	190	265	389	594	594	195	40	*12	*	426,709	83	57	13	7	6	126	4,433	1,817	125	205	1,232	1,324
Wayne	2,219	229	320	528	555	415	126	31	12	3	353,085	67	49	7	4	7	40	3,690	340	105	95	852	704
Wexford	948	202	238	270	172	61	*5	*	*	*	67,627	120	103	13	*4	*	182	2,777	3,881	141	247	702	1,536
MINNESOTA																							
State total	145,262	9,837	14,451	23,920	35,574	42,069	17,314	1,842	208	47	28,301,790	16,847	10,352	2,685	1,517	2,293	35,274	2,508,830	1,306,058	17,305	40,919	288,177	396,180
Aitkin	1,567	407	414	394	220	106	19	*7	*	*	112,873	104	53	8	3	40	376	57,136	18,355	110	309	7,015	4,327
Anoka	1,024	123	183	248	221	172	55	14	*8	*	168,635	81	57	6	7	11	110	20,102	3,490	87	147	1,568	1,420
Becker	2,249	349	461	560	556	264	46	*13	*	*	225,229	525	295	108	60	62	909	60,013	36,186	531	1,128	7,632	8,981
Beltrami	1,443	399	393	358	214	64	9	*6	*	*	94,269	160	115	33	9	3	384	6,782	15,533	161	560	1,160	3,842
Benton	1,306	76	111	270	442	304	88	12	3	-----	212,089	105	65	19	4	17	225	12,973	5,492	118	335	1,592	2,544
Big Stone	942	66	95	170	299	251	57	4	-----	-----	144,736	279	201	47	16	15	380	13,524	10,925	307	417	2,763	3,486
Blue Earth	2,573	30	74	175	498	1,179	566	42	*9	*	713,780	153	49	3	13	88	252	140,833	12,800	107	278	13,454	8,510
Brown	1,839	23	62	101	311	753	519	66	4	-----	570,816	163	91	27	17	28	320	29,821	6,441	169	438	4,139	4,695
Carlton	764	160	185	148	122	87	42	15	*5	*	105,149	81	49	9	16	7	223	7,234	6,359	72	262	915	1,882
Carver	1,678	36	72	151	363	722	307	23	*4	*	424,493	88	60	5	6	17	196	16,783	4,768	92	244	1,459	1,926
Cass	1,479	321	338	399	296	97	21	*7	*	*	126,243	190	132	27	11	20	363	19,508	10,864	222	401	1,941	3,235
Chippewa	1,456	29	73	184	369	558	219	*24	*	*	335,031	104	83	11	5	5	191	4,282	3,528	122	204	970	1,649
Chisago	1,425	98	204	298	396	299	99	25	3	3	244,207	61	34	6	5	16	228	16,247	6,745	61	226	1,379	2,122
Clay	1,565	108	230	400	467	287	59	11	3	-----	209,112	570	349	138	44	39	1,006	43,520	48,400	571	1,014	5,561	9,195
Clearwater	983	179	197	263	198	113	28	5	-----	-----	97,781	136	95	18	16	7	385	9,460	12,397	163	490	1,493	3,551
Cook	58	22	10	10	11	2	*3	*	*	*	5,834	*2	*	*	*	*	14	*	495	*1	3	*	12
Cottonwood	1,675	16	39	120	291	665	499	*45	*	*	506,040	109	72	7	3	27	180	48,858	3,556	101	241	2,289	3,946
Crow Wing	1,268	237	293	337	239	120	29	10	*3	*	128,791	85	68	6	3	8	168	9,411	4,230	108	189	1,041	1,318
Dakota	1,741	70	143	306	510	478	203	23	*8	*	350,139	101	60	13	10	18	210	17,946	4,557	114	267	2,107	2,125
Dodge	1,449	43	93	212	380	519	177	*25	*	*	310,332	67	37	6	4	20	184	20,855	3,852	75	249	3,746	4,858
Douglas	2,105	96	193	415	660	578	148	*15	*	*	350,903	395	202	74	46	73	992	51,413	39,954	381	1,081	6,612	9,883
Faribault	2,148	31	62	129	339	831	669	77	*10	*	697,506	131	42	8	9	72	303	88,875	8,901	99	258	9,469	5,547
Fillmore	2,590	112	166	402	719	919	246	18	8	-----	512,282	101	33	6	5	57	216	70,790	6,860	77	169	6,860	4,828
Freeborn	2,523	45	83	243	519	1,013	563	50	7	-----	685,736	69	38	12	6	13	219	18,231	5,901	68	167	2,679	2,121
Goodhue	2,335	68	160	284	636	793	355	33	*6	*	534,241	123	73	11	10	29	323	29,245	6,925	128	373	3,421	3,043
Grant	1,138	29	77	147	327	403	140	*15	*	*	243,592	391	207	78	62	44	721	40,727	27,887	347	847	3,567	8,658
Hennepin	2,694	233	401	606	689	530	172	44	16	3	454,479	80	42	6	5	27	195	26,947	6,050	70	266	4,207	3,414
Houston	1,488	53	124	285	517	420	77	*12	*	*	248,652	53	2	2	5	44	87	46,653	1,234	37	56	4,756	2,191
Hubbard	820	147	222	241	140	55	12	3	-----	-----	64,207	83	58	14	5	6	175	5,563	4,391	109	284	1,171	1,733
Isanti	1,329	141	182	331	349	240	71	*15	*	*	185,298	58	40	4	5	9	180	5,727	3,767	70	218	867	1,620
Itasca	1,410	350	295	351	279	90	32	13	-----	-----	122,143	48	32	9	1	6	243	3,918	7,226	60	229	299	1,623
Jackson	1,961	33	60	155	414	788	464	43	*4	*	544,072	142	83	11	7	38	166	51,623	2,766	135	245	2,231	3,357
Kanabec	1,090	147	211	250	277	142	50	*13	*	*	204,613	63	51	4	2	6	160	8,731	5,110	70	264	1,038	2,016
Kandiyohi	2,187	78	144	310	557	771	272	49	6	-----	484,593	301	186	27	21	67	740	83,464	20,885	276	725	7,059	7,533
Kittson	1,083	163	266	314	256	74	10	-----	-----	-----	84,391	443	306	98	35	4	849	18,445	48,188	483	970	3,258	9,092
Koochiching	772	207	200	175	126	46	15	-----	3	-----	60,485	61	53	5	*3	*	154	1,781	4,653	77	211	431	1,671
Lac qui Parle	1,756	44	83	212	497	708	198	*14	*	*	366,302	155	104	17	15	19	269	17,223	6,796	187	322	2,215	2,938
Lake	218	81	51	44	23	14	*5	*	*	*	15,657	13	9	*4	*	*	46	1,030	1,335	17	24	129	141
Lake of the Woods	505	150	128	117	78	26	*6	*	*	*	32,137	45	34	6	1	4	147	3,808	4,579	46	199	279	1,346
Le Sueur	1,824	27	69	209	605	722	171	16	5	-----	380,331	32	18	4	4	6	166	5,512	4,102	37	192	357	1,643
Lincoln	1,297	15	58	136	292	499	275	*22	*	*	336,688	113	89	17	4	3	115	3,980	2,017	140	194	1,301	1,846
Lyon	1,615	30	51	179	377	605	343	*30	*	*	414,611	105	70	12	9	14	150	13,777	2,846	116	199	2,009	1,708
McLeod	2,241	28	59	185	548	993	411	14	*3	*	557,483	174	116	22	11	25	343	30,091	8,901	175	398	2,824	3,375
Mahnomen	732	59	100	174	222	146	31	-----	-----	-----	94,080	115	83	17	11	4	269	5,115	15,320	150	397	1,111	3,232
Marshall	2,010	330	404	526	478	240	23	*9	*	*	192,707	1,059	650	265	102	42	1,772	66,466	113,223	1,110	1,921	11,623	18,795
Martin	2,145	20	63	145	335	867	647	63	*5	*	670,624	142	99	19	7	17	333	39,782	10,842	148	312	4,224	6,221
Meeker	2,089	63	143	276	581	732	263	28	*3	*	452,347	222	139	17	15	51	595	53,382	22,502	217	569	7,210	7,054
Mille Lacs	1,373	144	216	318	348	241	93	*13	*	*	193,862	46	37	6	----	3	135	1,606	4,206	55	245	427	1,749
Morrison	2,659	240	387	726	772	443	78	10	3	-----	322,617	315	213	38	19	45	826	37,405	25,851	321	1,055	6,437	10,442

COUNTY TABLE 2.—CHICKENS AND TURKEYS—FARMS REPORTING CLASSIFIED BY NUMBER RAISED, 1939; WITH NUMBER OF CHICKENS RAISED, 1939 AND OF TURKEYS RAISED, 1939 AND 1929; AND FARMS REPORTING AND NUMBER OF TURKEYS ON HAND, 1940 AND 1935—Continued

(See text for explanation of asterisks)

STATE AND COUNTY	CHICKENS RAISED, 1939											TURKEYS RAISED								TURKEYS ON HAND (over 4 mo. old, Apr. 1, 1940; over 3 mo. old, Jan. 1, 1935)			
	Farms reporting, by number raised										Number raised	Farms reporting, by number raised, 1939					Farms reporting, 1929	Number raised		Farms reporting		Number	
	Total	Under 25	25 to 49	50 to 99	100 to 199	200 to 399	400 to 799	800 to 1,599	1,600 to 3,199	3,200 and over		Total	Under 50	50 to 99	100 to 199	200 and over		1939	1929	1940	1935	1940	1935
MINNESOTA—Con.																							
Mower	2,058	36	98	179	447	845	410	43	-----	-----	535,235	80	54	7	7	12	225	9,197	6,418	79	225	1,504	2,533
Murray	1,727	33	61	175	366	703	367	*22	*	*	434,766	98	67	8	5	18	155	29,643	3,264	121	243	1,736	2,382
Nicollet	1,339	9	29	94	237	586	362	19	3	-----	395,720	122	74	21	10	17	223	14,486	6,766	141	270	2,192	3,439
Nobles	1,846	27	52	129	322	806	442	62	6	-----	551,728	89	43	1	1	44	122	96,867	2,524	57	225	2,669	3,520
Norman	1,572	99	173	322	471	414	83	7	*3	*	252,703	507	307	128	47	25	995	30,071	40,814	517	1,077	4,315	8,895
Olmsted	1,914	66	134	285	579	652	169	25	*4	*	387,958	38	19	2	2	15	163	14,604	2,602	39	142	1,384	2,722
Otter Tail	5,224	377	745	1,293	1,405	1,069	289	39	*7	*	749,654	1,397	677	222	209	289	2,744	220,144	117,323	1,239	2,974	26,742	29,296
Pennington	939	118	183	217	214	158	38	*11	*	*	119,026	391	221	98	43	29	724	32,508	48,237	406	700	4,220	6,553
Pine	2,195	381	504	589	464	208	44	*5	*	*	196,977	94	62	5	6	21	251	12,260	6,797	114	334	1,501	2,234
Pipestone	1,064	18	34	87	267	462	183	13	-----	-----	258,931	57	39	8	1	9	41	6,796	1,359	66	79	1,463	481
Polk	2,906	168	312	634	873	730	168	*21	*	*	455,042	655	392	129	72	62	1,938	56,939	93,852	710	2,031	7,404	17,447
Pope	1,530	56	120	280	403	507	140	*24	*	*	291,257	407	240	70	43	54	859	43,357	31,459	409	922	6,269	8,721
Ramsey	572	84	113	156	130	60	21	2	*6	*	73,803	*8	*	*	*	*	23	*	568	18	20	75	183
Red Lake	696	59	100	165	208	139	19	6	-----	-----	87,852	229	129	55	18	27	467	19,264	25,124	242	596	2,397	5,428
Redwood	2,307	34	73	163	470	1,022	513	32	-----	-----	612,750	167	126	19	10	12	246	10,181	4,322	186	432	1,920	4,502
Renville	2,694	40	86	204	534	1,146	623	55	6	-----	751,588	115	83	7	7	18	326	21,150	11,475	117	402	1,544	5,510
Rice	1,924	37	100	241	587	700	232	23	*4	*	422,058	109	64	10	8	27	256	43,584	4,213	118	263	5,304	3,537
Rock	1,178	15	28	76	190	544	299	*26	*	*	341,829	12	4	-----	-----	8	24	18,081	184	*10	41	*	224
Roseau	1,532	343	420	426	241	81	*21	*	*	*	103,660	550	403	111	27	9	983	24,174	45,618	628	1,295	4,301	9,904
St. Louis	2,692	808	597	558	363	247	92	20	*7	*	256,711	234	167	22	27	18	612	17,112	16,057	209	624	1,627	3,507
Scott	1,400	40	87	185	398	515	163	9	*3	*	296,089	77	64	6	3	4	206	6,633	3,714	96	293	778	1,969
Sherburne	1,015	72	139	254	326	163	55	*6	*	*	142,619	135	90	24	14	7	235	11,336	6,497	158	277	2,282	2,149
Sibley	2,058	23	59	135	394	906	499	*42	*	*	585,238	146	110	16	6	14	399	8,825	9,685	184	467	1,867	4,664
Stearns	3,928	103	248	638	1,208	1,294	402	31	*4	*	755,795	353	253	61	20	19	1,074	23,020	24,557	397	1,370	3,910	10,221
Steele	1,725	21	38	92	243	718	543	61	*9	*	574,437	47	37	-----	2	8	98	9,107	982	44	98	1,263	926
Stevens	1,082	28	60	120	278	435	149	*12	*	*	241,682	343	192	62	50	39	567	33,494	26,799	311	628	3,522	6,037
Swift	1,556	41	114	250	468	500	162	21	-----	-----	307,304	308	216	41	15	36	536	50,986	14,736	329	651	6,095	5,450
Todd	3,073	162	344	690	1,103	646	122	*6	*	*	417,810	241	167	28	22	24	734	21,720	19,114	257	959	2,875	7,368
Traverse	900	19	48	111	241	368	105	8	-----	-----	190,259	277	165	47	32	33	478	23,831	17,789	251	490	2,191	3,846
Wabasha	1,407	37	71	178	497	499	112	*13	*	*	273,949	45	31	2	4	8	115	8,997	2,140	55	143	1,872	1,065
Wadena	1,196	182	224	394	257	104	26	*9	*	*	112,762	246	153	29	36	28	341	27,761	11,802	259	559	2,660	3,831
Waseca	1,414	20	42	76	249	603	363	56	5	-----	438,977	87	41	6	2	38	184	31,835	3,248	75	182	2,754	2,629
Washington	1,340	80	148	267	404	332	88	17	*4	*	232,184	45	22	3	10	10	105	8,910	2,536	49	117	921	1,869
Watonwan	1,211	17	36	104	197	489	335	*33	*	*	358,651	64	38	5	7	14	159	24,772	4,869	72	202	2,485	3,885
Wilkin	986	42	91	202	298	277	68	*8	*	*	167,373	410	268	82	37	23	607	23,145	25,625	424	743	3,659	6,509
Winona	1,619	48	109	269	527	508	140	*18	*	*	303,818	73	14	5	6	48	145	45,162	3,522	52	117	4,288	2,040
Wright	2,964	101	226	490	876	917	298	48	*8	*	596,629	240	160	21	27	32	468	25,229	10,262	250	646	2,765	4,807
Yellow Medicine	1,858	37	77	203	476	747	290	28	-----	-----	434,768	109	76	14	5	14	253	16,658	7,014	118	290	2,184	3,453
MISSISSIPPI																							
State total	228,939	70,990	73,608	57,198	21,833	4,332	640	217	80	41	11,338,161	4,958	4,752	140	45	21	11,322	67,538	85,010	7,454	11,434	33,920	52,596
Adams	1,284	569	402	237	63	10	*3	*	*	*	47,783	15	*15	*	*	*	33	277	191	28	37	143	159
Alcorn	2,441	641	765	714	282	31	5	*3	*	*	123,413	16	16	-----	-----	-----	57	94	453	26	58	82	438
Amite	3,240	943	1,200	818	237	36	2	4	-----	-----	142,715	43	*43	*	*	*	61	498	276	61	59	275	374
Attala	3,720	1,093	1,202	967	394	59	*5	*	*	*	171,690	39	*39	*	*	*	82	974	883	64	84	565	596
Benton	1,435	597	437	286	93	18	*4	*	*	*	54,776	18	18	-----	-----	-----	81	103	385	30	24	87	103
Bolivar	8,735	3,039	2,892	1,846	777	162	15	4	-----	-----	388,945	318	310	5	3	-----	193	3,573	804	441	359	2,210	1,470
Calhoun	2,601	633	829	752	324	54	5	4	-----	-----	136,300	5	*5	*	*	*	143	129	1,601	12	67	38	290
Carroll	2,911	1,009	916	707	234	40	*5	*	*	*	126,592	28	*28	*	*	*	96	277	481	61	95	229	467

Chickasaw	2,567	627	689	718	428	94	*11	*	*	*	151,505	166	158	*8	*	*	725	3,111	8,448	185	611	825	2,671
Choctaw	1,793	685	625	362	105	16	----	----	----	----	66,011	8	8	----	----	----	112	52	927	18	64	44	266
Claiborne	1,385	411	471	371	110	19	*3	*	*	*	62,736	16	16	----	----	----	90	108	375	29	55	88	186
Clarke	2,115	671	705	505	179	43	9	*3	*	*	101,784	22	22	----	----	----	122	191	851	43	109	142	490
Clay	2,277	761	755	463	232	54	8	4	----	----	110,148	227	215	*12	*	*	463	3,465	6,022	286	335	1,196	1,576
Coahoma	5,341	2,345	1,558	989	346	89	10	*4	*	*	211,310	174	169	*5	*	*	224	1,553	1,743	292	194	1,133	1,047
Copiah	3,523	1,056	1,187	914	312	48	*6	*	*	*	158,968	13	*13	*	*	*	30	166	201	30	29	117	167
Covington	2,292	386	904	757	208	32	*5	*	*	*	115,341	11	*11	*	*	*	51	1,290	340	24	44	577	258
De Soto	4,113	1,460	1,344	859	364	71	12	*3	*	*	182,877	73	*73	*	*	*	359	908	1,067	183	246	667	873
Forrest	1,064	267	361	287	113	25	7	*4	*	*	80,304	16	16	----	----	----	58	171	487	26	61	134	259
Franklin	1,492	435	538	410	88	*21	*	*	*	*	67,481	16	16	----	----	----	33	149	146	31	59	167	207
George	794	187	210	224	118	43	8	*4	*	*	56,191	22	19	*3	*	*	63	622	536	31	100	219	477
Greene	793	212	268	222	76	10	*5	*	*	*	39,179	19	19	----	----	----	67	210	578	26	54	112	197
Grenada	1,778	578	619	424	128	*29	*	*	*	*	76,553	21	21	----	----	----	79	136	301	41	59	172	226
Hancock	412	179	105	70	34	17	4	----	*3	*	27,761	12	*12	*	*	*	73	661	596	20	44	155	234
Harrison	696	239	169	166	60	33	19	*10	*	*	66,884	24	21	*3	*	*	40	690	280	41	62	181	331
Hinds	4,454	1,571	1,380	995	409	83	11	2	----	3	216,236	71	68	3	----	----	175	742	811	111	197	491	827
Holmes	4,851	2,139	1,380	929	322	71	*10	*	*	*	185,304	49	*49	*	*	*	214	310	775	70	120	256	667
Humphreys	3,014	1,048	963	657	268	71	*7	*	*	*	135,045	50	*50	*	*	*	83	448	307	75	47	344	187
Issaquena	899	406	235	137	97	19	2	*3	*	*	41,360	20	20	----	----	----	52	154	289	29	105	166	583
Itawamba	2,788	867	997	700	190	29	*5	*	*	*	115,197	4	4	----	----	----	97	38	630	10	54	53	225
Jackson	549	98	158	115	79	57	30	9	*3	*	70,081	21	*21	*	*	*	47	347	466	37	37	135	173
Jasper	2,831	752	886	756	352	76	5	*4	*	*	152,582	81	81	----	----	----	339	1,045	2,922	126	269	445	1,026
Jefferson	2,033	788	559	474	176	31	5	----	----	----	86,827	23	23	----	----	----	104	154	421	34	62	140	197
Jefferson Davis	2,241	458	677	746	305	51	4	----	----	----	119,773	43	40	3	----	----	60	469	208	40	48	128	224
Jones	3,083	790	1,049	831	322	68	18	2	*3	*	168,709	39	36	3	----	----	101	589	696	50	104	293	485
Kemper	3,003	966	961	781	253	42	----	----	----	----	128,832	150	140	*10	*	*	245	2,549	3,392	238	441	1,091	2,003
Lafayette	2,635	1,139	768	503	179	40	*6	*	*	*	102,454	17	*17	*	*	*	170	496	801	43	109	192	376
Lamar	1,123	300	392	299	94	23	5	*10	*	*	67,214	27	22	*5	*	*	49	924	380	39	44	198	259
Lauderdale	2,393	783	836	577	154	33	7	*3	*	*	110,116	31	*31	*	*	*	113	439	853	50	131	356	697
Lawrence	1,838	510	648	477	179	19	*5	*	*	*	85,339	5	*5	*	*	*	10	87	38	10	17	35	59
Leake	3,395	617	1,022	1,189	485	76	*6	*	*	*	191,683	14	14	----	----	----	95	110	748	25	67	93	263
Lee	3,852	885	1,208	1,228	453	70	*8	*	*	*	197,907	35	*35	*	*	*	317	439	2,951	54	191	236	1,193
Leflore	5,531	2,001	1,684	1,287	481	64	10	*4	*	*	257,778	146	141	5	----	----	201	1,405	806	259	213	1,144	1,154
Lincoln	3,025	1,034	990	754	196	37	*14	*	*	*	130,660	26	22	4	----	----	20	421	82	40	33	243	144
Lowndes	2,642	917	737	614	296	71	*7	*	*	*	127,559	137	128	3	*6	*	172	2,529	1,555	213	261	1,088	1,384
Madison	4,367	1,346	1,545	939	414	108	12	*3	*	*	216,933	48	*48	*	*	*	199	442	1,214	75	140	254	759
Marion	2,658	590	960	757	294	49	5	*3	*	*	138,595	17	*17	*	*	*	24	324	97	23	36	233	203
Marshall	3,407	1,457	976	665	234	61	*14	*	*	*	141,411	143	*143	*	*	*	299	1,038	1,086	222	353	706	1,405
Monroe	4,267	1,306	1,392	1,076	404	68	14	*7	*	*	204,855	174	166	4	*4	*	388	2,608	3,383	229	296	874	1,242
Montgomery	1,787	589	528	460	175	32	3	----	----	----	82,020	7	7	----	----	----	77	42	388	24	48	97	154
Neshoba	3,857	893	1,226	1,247	422	59	*10	*	*	*	197,646	16	16	----	----	----	92	126	675	22	94	92	381
Newton	3,066	558	991	1,040	404	62	8	*3	*	*	174,847	11	*11	*	*	*	73	180	505	21	72	85	319
Noxubee	3,273	1,251	1,115	604	238	60	5	----	----	----	133,817	508	485	18	*5	*	520	7,105	5,364	608	999	2,509	4,953
Oktibbeha	2,248	945	699	425	146	30	*3	*	*	*	91,731	269	258	5	*6	*	552	4,144	6,363	364	717	1,641	2,988
Panola	4,523	1,351	1,459	1,196	445	62	*10	*	*	*	210,668	131	*131	*	*	*	178	1,278	834	192	228	674	805
Pearl River	1,101	375	334	240	107	31	9	*5	*	*	61,664	20	20	----	----	----	77	209	829	46	59	231	312
Perry	835	268	286	198	60	18	*5	*	*	*	39,778	31	31	----	----	----	79	237	702	50	75	201	298
Pike	2,501	655	823	718	250	49	*6	*	*	*	127,763	17	17	----	----	----	26	239	90	36	26	176	117
Pontotoc	3,415	477	1,087	1,267	499	78	*7	*	*	*	196,872	31	*31	*	*	*	269	467	2,748	39	160	269	685
Prentiss	2,781	542	1,071	823	303	37	*5	*	*	*	136,520	43	*43	*	*	*	118	420	788	58	95	237	446
Quitman	4,459	959	1,588	1,272	520	110	*10	*	*	*	233,934	109	106	*3	*	*	69	1,104	295	147	70	774	376
Rankin	3,005	1,050	935	623	227	73	41	29	16	11	296,757	31	27	1	*3	*	76	930	486	52	93	295	378
Scott	2,795	609	956	810	282	76	25	18	13	6	265,381	14	*14	*	*	*	81	194	538	25	81	100	301
Sharkey	1,634	529	465	367	200	62	*11	*	*	*	89,723	25	25	----	----	----	33	130	118	42	39	139	144
Simpson	2,780	946	885	705	189	33	11	7	*4	*	145,054	11	11	----	----	----	55	138	158	24	34	84	224
Smith	2,657	714	748	765	265	78	47	23	*17	*	215,884	15	*15	*	*	*	50	545	420	31	39	160	191
Stone	420	128	122	109	44	*17	*	*	*	*	21,893	22	*22	*	*	*	46	208	474	29	58	137	330
Sunflower	7,767	2,391	2,457	1,852	852	199	*16	*	*	*	386,267	270	262	*8	*	*	248	3,052	1,279	394	439	1,865	2,132
Tallahatchie	4,718	1,808	1,661	864	311	71	*3	*	*	*	185,184	86	82	*4	*	*	185	1,098	845	156	200	654	926
Tate	2,888	1,045	857	659	269	48	*10	*	*	*	131,078	80	*80	*	*	*	141	615	615	131	198	476	755
Tippah	2,632	677	849	775	283	39	6	3	----	----	130,942	16	16	----	----	----	46	166	263	21	37	115	120
Tishomingo	2,189	614	754	632	162	24	3	----	----	----	95,275	7	7	----	----	----	43	22	246	10	75	43	323
Tunica	3,440	1,540	1,062	616	184	33	*5	*	*	*	125,900	81	*81	*	*	*	174	684	874	160	138	658	487
Union	2,928	607	877	979	403	54	*8	*	*	*	160,726	14	*14	*	*	*	122	401	880	28	50	247	413
Walthall	2,689	550	809	857	397	83	10	*3	*	*	160,960	9	9	----	----	----	19	113	80	21	23	129	88
Warren	1,766	709	479	374	140	49	7	*8	*	*	96,245	61	55	*6	*	*	59	1,947	354	89	122	575	871

COUNTY TABLE 2.—CHICKENS AND TURKEYS—FARMS REPORTING CLASSIFIED BY NUMBER RAISED, 1939; WITH NUMBER OF CHICKENS RAISED, 1939 AND OF TURKEYS RAISED, 1939 AND 1929; AND FARMS REPORTING AND NUMBER OF TURKEYS ON HAND, 1940 AND 1935—Continued

(See text for explanation of asterisks)

STATE AND COUNTY	CHICKENS RAISED, 1939											TURKEYS RAISED								TURKEYS ON HAND (over 4 mo. old, Apr. 1, 1940; over 3 mo. old, Jan. 1, 1935)			
	Farms reporting, by number raised										Number raised	Farms reporting, by number raised, 1939					Farms reporting, 1929	Number raised		Farms reporting		Number	
	Total	Under 25	25 to 49	50 to 99	100 to 199	200 to 399	400 to 799	800 to 1,599	1,600 to 3,199	3,200 and over		Total	Under 50	50 to 99	100 to 199	200 and over		1939	1929	1940	1935	1940	1935
MISSISSIPPI—Con.																							
Washington	5,399	2,008	1,667	1,066	509	130	16	3	-----	-----	246,135	108	103	*5	*	*	197	1,358	815	177	225	959	1,245
Wayne	1,833	474	565	502	248	36	*8	*	*	*	95,684	39	*39	*	*	*	91	619	689	60	141	303	613
Webster	1,838	399	545	615	222	48	5	*4	*	*	105,838	4	*4	*	*	*	107	116	562	11	45	116	183
Wilkinson	1,930	723	725	360	103	*19	*	*	*	*	71,119	38	35	*3	*	*	56	556	351	54	76	269	440
Winston	2,928	664	1,010	887	321	43	3	-----	-----	-----	144,693	25	*22	*3	*	*	198	453	1,321	27	163	171	566
Yalobusha	2,361	804	800	564	166	27	-----	-----	-----	-----	97,007	39	*39	*	*	*	113	295	515	63	70	211	332
Yazoo	4,815	1,367	1,619	1,173	546	97	10	*3	*	*	243,459	77	74	3	----	----	165	834	672	111	161	496	603
MISSOURI																							
State total	212,315	13,489	23,980	47,344	67,725	49,715	8,868	961	157	76	31,226,513	24,407	17,040	4,552	2,042	773	14,732	1,277,433	245,147	25,989	21,383	232,109	143,281
Adair	1,874	60	132	333	645	583	103	*18	*	*	322,541	179	126	30	16	7	195	17,618	3,765	204	280	3,469	2,368
Andrew	1,977	45	89	279	680	713	155	*16	*	*	378,646	125	100	18	2	5	28	4,718	204	122	58	760	477
Atchison	1,285	22	71	164	472	484	64	8	-----	-----	232,529	27	15	6	3	3	28	4,611	500	34	42	986	385
Audrain	1,836	49	84	259	616	693	128	*7	*	*	344,202	294	208	52	27	7	79	15,950	1,595	281	193	2,481	1,278
Barry	2,825	407	527	805	717	288	62	14	*5	*	287,318	40	37	3	----	----	34	707	280	66	61	353	254
Barton	1,688	40	109	293	540	555	132	16	3	-----	318,525	78	64	9	*5	*	38	2,897	253	82	55	710	340
Bates	2,507	53	145	389	854	882	169	*15	*	*	451,708	870	508	209	114	39	244	50,314	4,926	907	557	8,794	3,941
Benton	1,783	107	189	380	628	412	61	*6	*	*	249,846	358	270	64	16	6	306	13,391	4,970	396	280	3,149	1,861
Bollinger	1,935	146	280	578	581	270	70	*10	*	*	229,243	113	92	14	3	4	272	4,017	3,629	116	249	729	1,382
Boone	2,424	69	168	548	1,018	556	55	6	*4	*	347,430	760	472	186	83	19	322	50,710	3,836	814	652	9,985	4,559
Buchanan	2,014	73	155	398	721	555	97	*15	*	*	317,372	179	132	33	9	5	72	7,621	572	183	105	1,727	825
Butler	2,721	291	561	1,007	635	198	*29	*	*	*	224,921	20	*20	*	*	*	35	299	321	30	69	193	355
Caldwell	1,629	24	82	234	565	618	98	8	-----	-----	300,217	189	143	38	*8	*	49	6,257	702	190	67	1,321	346
Callaway	2,328	87	193	460	970	538	73	*7	*	*	334,358	427	302	82	28	15	115	19,146	1,424	411	412	3,260	2,743
Camden	1,015	119	202	264	273	128	24	5	-----	-----	105,126	80	58	13	4	5	172	4,474	2,096	98	135	968	753
Cape Girardeau	2,362	98	193	501	833	630	95	*12	*	*	352,156	265	188	58	*19	*	331	10,263	5,769	282	421	1,862	2,684
Carroll	2,321	53	93	345	742	892	185	*11	*	*	442,118	288	214	44	23	7	56	11,865	1,001	273	93	2,078	586
Carter	461	98	153	115	79	11	5	-----	-----	-----	29,320	3	3	-----	----	----	10	11	265	5	23	43	126
Cass	2,487	57	142	427	878	816	143	*24	*	*	439,401	674	478	121	62	13	139	32,891	1,796	695	290	5,580	2,026
Cedar	1,724	67	149	349	550	483	115	11	-----	-----	282,960	176	120	42	10	4	186	8,015	2,594	219	228	1,470	1,284
Chariton	2,451	51	102	374	857	874	186	7	-----	-----	451,046	481	327	102	48	4	193	19,939	3,488	495	347	3,757	2,340
Christian	2,115	155	324	592	673	313	51	*7	*	*	244,987	281	189	58	22	12	212	15,400	3,258	333	324	3,092	1,834
Clark	1,431	40	105	286	529	409	58	4	-----	-----	223,559	132	95	28	6	3	122	5,584	2,037	134	156	1,401	1,272
Clay	1,612	39	105	293	565	496	102	*12	*	*	280,625	313	203	64	27	19	121	28,149	2,360	359	177	2,731	1,233
Clinton	1,304	31	79	207	447	447	83	10	-----	-----	236,181	159	118	30	8	3	58	6,523	742	139	75	1,471	450
Cole	1,474	60	124	326	516	352	86	*10	*	*	457,998	308	210	69	24	5	165	13,486	3,114	305	231	2,210	1,781
Cooper	1,823	38	116	304	649	601	95	16	*4	*	327,422	728	444	167	83	34	515	41,911	9,256	679	594	5,758	4,277
Crawford	1,364	159	333	391	295	148	25	10	*3	*	140,471	74	64	3	1	6	61	8,471	337	103	144	1,235	676
Dade	1,681	60	132	358	609	413	104	*5	*	*	261,561	177	131	28	14	4	157	8,961	3,016	210	216	1,942	1,258
Dallas	1,539	140	224	425	467	226	50	*7	*	*	180,629	132	101	17	11	3	171	5,410	2,080	158	134	1,084	839
Daviess	2,081	36	90	279	759	774	129	*14	*	*	383,079	91	68	7	11	5	33	6,643	233	81	66	1,401	323
De Kalb	1,590	22	66	178	540	654	115	12	*3	*	320,413	210	147	38	16	9	72	13,307	1,540	212	83	2,027	596
Dent	1,446	156	288	422	361	171	42	*6	*	*	151,740	126	108	13	*5	*	83	3,204	907	170	177	906	887
Douglas	2,194	389	524	619	420	185	47	*10	*	*	193,359	68	60	*8	*	*	47	1,689	574	100	97	594	471
Dunklin	2,958	247	509	1,029	918	227	*28	*	*	*	257,782	23	*23	*	*	*	43	430	195	40	46	230	249
Franklin	2,844	111	240	652	912	767	134	17	*11	*	473,443	112	88	10	7	7	52	8,561	476	137	136	1,600	864
Gasconade	1,358	37	105	312	490	343	64	7	-----	-----	209,520	79	58	14	2	5	51	13,675	838	85	162	2,110	1,154
Gentry	1,817	43	76	245	630	680	133	10	-----	-----	339,167	391	244	93	42	12	125	20,152	1,902	409	186	3,435	1,312
Greene	3,509	216	509	1,088	1,155	455	74	*12	*	*	407,363	376	270	59	27	20	413	23,810	6,507	396	507	4,029	3,343

Grundy	1,527	43	89	231	558	498	98	*10	*	*	268,418	92	76	9	2	5	76	5,179	821	120	111	1,381	794
Harrison	2,523	64	136	378	883	896	158	*8	*	*	453,611	486	286	119	56	25	296	35,927	7,865	508	231	5,321	2,856
Henry	2,307	59	137	378	798	774	154	4	*3	*	471,450	500	310	118	57	15	127	25,725	1,877	492	233	4,731	1,441
Hickory	1,152	69	103	257	375	267	76	5	-----	-----	177,502	152	125	18	*9	*	116	4,495	1,558	169	127	1,136	667
Holt	1,400	28	57	215	493	506	97	*4	*	*	259,234	53	39	7	2	5	17	2,403	55	61	39	475	256
Howard	1,403	38	78	259	571	388	64	*5	*	*	225,048	669	335	182	118	34	399	47,570	9,492	672	639	7,384	5,555
Howell	2,395	333	522	726	544	206	40	16	*8	*	249,159	81	72	5	4	----	116	2,184	1,390	133	142	840	1,059
Iron	985	135	252	398	151	40	*9	*	*	*	68,664	15	15	-----	----	----	18	162	117	26	47	108	183
Jackson	2,752	178	261	683	900	566	119	27	8	10	569,407	512	371	78	40	23	86	25,554	901	518	186	4,166	1,273
Jasper	2,527	200	390	651	804	424	46	*12	*	*	291,151	53	48	2	*3	*	34	1,389	137	63	91	331	398
Jefferson	2,004	188	288	541	580	312	75	9	7	4	288,054	58	50	3	*5	*	26	2,395	115	81	116	347	937
Johnson	2,638	54	156	460	1,042	784	130	*12	*	*	433,714	1,275	692	340	187	56	349	79,097	5,519	1,270	636	11,750	4,847
Knox	1,395	45	95	256	514	430	52	3	-----	-----	216,849	79	62	6	7	4	25	5,286	167	81	52	572	295
Laclede	2,155	146	327	641	638	311	75	14	3	-----	265,326	140	111	12	7	10	200	7,480	3,354	167	144	2,173	1,165
Lafayette	2,421	42	97	315	851	934	166	*16	*	*	469,317	509	309	119	61	20	119	29,207	1,800	494	228	4,975	1,559
Lawrence	2,510	135	323	697	859	438	44	11	*3	*	306,937	163	117	18	14	14	126	13,705	2,314	178	158	4,868	933
Lewis	1,446	53	91	267	528	433	*74	*	*	*	232,404	94	73	15	3	3	53	3,453	1,016	97	122	762	722
Lincoln	1,907	59	125	324	711	569	106	*13	*	*	321,222	225	176	34	11	4	100	8,019	1,266	211	216	1,374	1,802
Linn	1,945	59	109	264	619	729	156	9	-----	-----	367,369	483	320	112	41	10	399	22,224	12,443	512	465	4,332	3,854
Livingston	1,799	29	88	288	617	691	83	*3	*	*	313,201	64	51	6	4	3	26	2,558	237	66	27	441	170
McDonald	1,921	371	441	538	372	136	37	*26	*	*	182,786	30	23	3	*4	*	18	1,037	67	49	40	415	219
Macon	2,910	96	196	517	1,073	878	136	11	*3	*	479,198	531	406	87	31	7	258	19,236	4,809	566	384	3,779	2,390
Madison	781	87	214	216	175	69	17	*3	*	*	71,107	20	*20	*	*	*	30	347	343	25	47	132	230
Maries	1,347	54	143	353	488	265	38	*6	*	*	175,432	104	86	*18	*	*	139	3,191	1,792	139	173	826	912
Marion	1,385	43	107	294	559	339	*43	*	*	*	199,013	86	76	7	3	----	47	2,065	512	91	79	489	436
Mercer	1,512	40	78	255	528	519	87	*5	*	*	259,975	275	225	29	12	9	246	24,100	3,897	293	326	5,582	2,552
Miller	1,873	92	229	517	617	338	61	14	*5	*	257,098	423	280	89	37	17	531	21,894	10,111	459	483	3,785	3,597
Mississippi	1,419	222	261	445	346	126	15	*4	*	*	120,091	9	9	-----	----	----	14	97	47	28	27	117	99
Moniteau	1,559	50	119	330	646	368	42	*4	*	*	218,380	638	403	152	74	9	326	30,624	5,876	641	458	4,512	3,264
Monroe	2,048	51	101	308	752	714	112	10	-----	-----	360,841	492	374	81	28	9	149	18,573	2,152	368	302	2,564	1,947
Montgomery	1,697	45	80	250	563	647	100	*12	*	*	314,005	156	106	30	*20	*	34	6,949	364	134	174	940	1,081
Morgan	1,564	111	199	433	535	253	*33	*	*	*	183,643	286	205	58	20	3	322	11,557	5,096	318	297	2,093	1,653
New Madrid	2,782	303	510	912	790	237	30	-----	-----	-----	240,538	33	33	*	*	*	42	419	264	63	106	282	549
Newton	2,755	331	505	781	755	312	55	8	*8	*	296,256	49	35	4	4	6	26	3,292	347	82	67	801	264
Nodaway	2,982	65	111	425	1,042	1,140	185	*14	*	*	548,371	123	95	8	12	8	43	13,171	296	143	66	2,967	382
Oregon	1,573	316	450	417	266	98	16	10	-----	-----	117,691	56	52	1	*3	*	59	1,218	506	78	78	464	303
Osage	1,636	65	134	347	591	418	75	*6	*	*	248,454	107	92	10	*5	*	41	3,494	418	131	143	810	691
Ozark	1,565	385	411	416	260	78	10	5	-----	-----	104,385	36	31	*5	*	*	63	790	646	62	103	382	536
Pemiscot	2,563	210	554	936	687	163	10	3	-----	-----	204,230	41	*41	*	*	*	50	445	240	69	69	346	312
Perry	1,670	70	105	236	480	607	156	11	*5	*	337,472	142	110	20	*12	*	197	4,958	2,978	137	264	863	1,423
Pettis	2,208	79	155	455	800	638	72	6	*3	*	360,608	429	290	77	48	14	88	21,066	926	435	185	3,568	1,691
Phelps	1,545	144	280	431	444	202	34	*10	*	*	167,490	126	109	13	*4	*	137	3,292	2,253	161	312	934	1,700
Pike	1,811	77	116	360	665	512	70	11	-----	-----	284,949	180	125	34	11	10	106	9,068	1,361	187	201	1,572	1,187
Platte	1,646	53	89	338	621	459	71	*15	*	*	263,430	162	130	26	*6	*	50	4,700	510	164	77	1,090	573
Polk	2,598	108	220	621	855	627	144	20	3	-----	411,209	401	279	70	31	21	380	34,214	6,329	403	403	4,981	2,622
Pulaski	1,259	128	224	327	381	139	40	15	5	-----	155,164	76	64	6	3	3	124	2,679	1,757	106	139	727	745
Putnam	1,635	70	96	275	523	531	127	*13	*	*	298,148	74	51	16	3	4	259	4,503	5,696	75	206	925	1,757
Ralls	1,401	44	93	236	552	405	63	8	-----	-----	226,015	114	93	16	2	3	31	3,666	739	103	75	608	387
Randolph	1,766	77	162	349	649	453	66	*10	*	*	266,594	535	404	85	40	6	143	21,841	2,276	545	313	3,975	1,911
Ray	2,241	35	120	346	824	770	122	20	4	-----	407,792	378	271	68	32	7	152	15,791	2,523	369	182	2,489	1,045
Reynolds	1,000	229	303	280	140	*48	*	*	*	*	58,789	11	8	*3	*	*	28	1,363	408	27	35	259	300
Ripley	1,584	310	395	487	286	81	22	*3	*	*	114,582	32	28	*4	*	*	45	918	280	51	64	285	264
St. Charles	1,878	50	108	279	622	679	121	15	*4	*	364,910	74	56	7	8	3	28	5,031	216	88	44	802	222
St. Clair	1,971	98	162	420	614	552	121	4	-----	-----	312,159	206	171	26	5	4	81	6,013	652	251	118	1,568	762
St. Francois	1,019	82	238	301	243	111	22	9	4	9	235,767	16	12	1	*3	*	41	1,660	287	27	78	333	1,106
St. Louis	2,169	278	360	591	532	299	73	20	6	10	415,763	109	85	10	6	8	35	12,286	183	150	126	1,233	596
St. Louis City	24	2	8	6	*8	*	*	*	*	*	1,834	3	3	-----	----	----	------	59	--------	3	2	18	3
Ste. Genevieve	1,085	25	114	246	374	257	60	*9	*	*	179,388	111	96	8	*7	*	78	3,662	941	131	154	618	706
Saline	2,329	53	124	356	730	876	178	9	*3	*	437,589	283	211	45	18	9	177	12,193	2,449	279	297	2,222	1,937
Schuyler	1,010	30	46	152	324	367	81	*10	*	*	193,191	134	90	31	7	6	261	18,978	6,159	127	304	4,277	2,270
Scotland	1,383	34	103	263	523	415	41	4	-----	-----	209,503	39	35	*4	*	*	78	882	1,216	40	56	251	314
Scott	1,466	95	182	361	527	254	*47	*	*	*	181,456	51	47	4	----	----	55	1,042	282	63	94	359	435
Shannon	1,283	327	354	350	184	61	*7	*	*	*	79,132	25	*25	*	*	*	25	357	146	42	26	181	115
Shelby	1,569	32	82	255	621	530	*49	*	*	*	250,923	204	145	36	15	8	56	9,637	681	199	90	1,360	574
Stoddard	3,299	272	446	912	1,251	378	*40	*	*	*	331,942	28	*28	*	*	*	44	395	257	46	85	278	419
Stone	1,431	205	364	467	257	112	21	*5	*	*	117,254	52	43	*9	*	*	73	1,429	582	121	108	683	582
Sullivan	2,174	54	141	389	805	670	105	10	-----	-----	354,679	692	447	166	66	13	777	33,834	19,515	715	729	6,452	5,943
Taney	1,174	264	326	336	165	59	13	8	*3	*	99,931	39	*39	*	*	*	49	800	355	59	89	331	373

COUNTY TABLE 2.—CHICKENS AND TURKEYS—FARMS REPORTING CLASSIFIED BY NUMBER RAISED, 1939; WITH NUMBER OF CHICKENS RAISED, 1939 AND OF TURKEYS RAISED, 1939 AND 1929; AND FARMS REPORTING AND NUMBER OF TURKEYS ON HAND, 1940 AND 1935—Continued

(See text for explanation of asterisks)

STATE AND COUNTY	CHICKENS RAISED, 1939											TURKEYS RAISED								TURKEYS ON HAND (over 4 mo. old, Apr. 1, 1940; over 3 mo. old, Jan. 1, 1935)			
	Farms reporting, by number raised										Number raised	Farms reporting, by number raised, 1939					Farms reporting, 1929	Number raised		Farms reporting		Number	
	Total	Under 25	25 to 49	50 to 99	100 to 199	200 to 399	400 to 799	800 to 1,599	1,600 to 3,199	3,200 and over		Total	Under 50	50 to 99	100 to 199	200 and over		1939	1929	1940	1935	1940	1935
MISSOURI—Con.																							
Texas	2,528	343	489	680	603	308	83	19	*3	*	286,872	122	107	10	1	4	88	3,392	926	164	143	912	680
Vernon	2,597	112	205	507	889	733	139	*12	*	*	411,916	239	195	28	6	10	83	9,407	1,372	293	165	2,117	1,037
Warren	1,071	27	56	140	360	385	94	9	-----	-----	205,981	38	24	9	*5	*	11	2,422	84	40	38	346	201
Washington	1,134	170	277	359	237	73	13	*5	*	*	94,868	55	51	*4	*	*	55	1,330	937	72	91	331	549
Wayne	1,219	187	305	404	261	51	*11	*	*	*	86,666	4	4	-----	----	----	10	61	41	8	29	30	89
Webster	2,139	192	341	635	649	262	54	3	3	-----	229,978	128	97	22	6	3	117	4,873	1,251	156	147	1,023	765
Worth	985	18	52	139	307	391	*78	*	*	*	185,160	259	164	58	26	11	57	12,823	956	260	129	2,322	837
Wright	2,164	226	404	628	550	286	53	13	*4	*	247,596	234	187	26	13	8	162	9,217	2,038	281	225	2,102	1,246
MONTANA																							
State total	29,258	3,238	4,681	8,339	8,337	3,739	742	142	30	10	3,303,110	5,314	4,071	769	322	152	12,900	224,042	442,259	5,696	11,946	36,539	86,867
Beaverhead	310	43	85	52	63	50	*17	*	*	*	36,575	79	63	11	1	4	170	3,494	4,090	79	116	474	660
Big Horn	778	91	145	251	206	65	16	4	-----	-----	72,891	138	109	17	9	3	201	4,668	5,796	155	289	960	2,498
Blaine	682	97	119	164	207	82	9	4	-----	-----	69,349	98	87	6	*5	*	475	2,457	18,007	112	329	609	2,488
Broadwater	216	22	10	74	64	37	*9	*	*	*	27,549	65	44	11	6	4	118	3,468	5,336	62	97	384	848
Carbon	850	54	83	225	297	163	25	3	-----	-----	107,408	209	156	41	*12	*	465	7,341	16,572	227	514	1,420	4,013
Carter	477	66	97	144	129	34	*7	*	*	*	39,440	116	72	19	18	7	221	7,629	9,124	147	207	1,388	1,465
Cascade	947	109	117	222	250	185	49	8	4	3	167,578	245	180	41	14	10	514	13,028	16,232	244	475	1,682	3,676
Chouteau	960	53	104	278	352	144	24	5	-----	-----	118,870	184	139	25	17	3	484	7,772	22,127	192	410	1,227	2,866
Custer	357	59	62	113	84	32	*7	*	*	*	31,988	61	46	9	*6	*	142	2,087	4,516	64	130	395	1,811
Daniels	497	76	126	167	100	24	4	-----	-----	-----	35,485	87	74	9	*4	*	249	2,277	7,011	97	301	605	2,355
Dawson	567	57	85	182	184	55	4	-----	-----	-----	52,642	100	83	12	*5	*	249	2,954	7,980	130	280	788	1,466
Deer Lodge	96	20	13	23	13	12	10	*5	*	*	19,843	21	17	*4	*	*	32	817	698	26	25	215	225
Fallon	400	32	62	116	126	55	*9	*	*	*	46,752	82	60	13	6	3	128	3,279	3,266	89	135	634	844
Fergus	1,125	95	143	298	376	180	25	*8	*	*	136,320	263	202	42	15	4	832	10,142	33,002	263	760	1,375	5,329
Flathead	1,092	118	214	300	271	158	43	8	-----	-----	125,543	42	34	4	*4	*	94	1,536	1,869	39	98	292	555
Gallatin	978	84	104	204	282	216	75	10	*3	*	164,914	199	148	27	17	7	368	10,452	13,169	179	373	1,315	3,129
Garfield	385	43	90	131	104	14	3	-----	-----	-----	28,814	6	6	-----	----	----	124	110	2,696	10	78	54	404
Glacier	216	32	31	76	46	22	5	*4	*	*	27,809	40	33	*7	*	*	69	1,854	1,123	50	69	327	318
Golden Valley	203	28	36	56	56	21	*6	*	*	*	20,794	45	29	8	8	----	143	1,981	6,543	45	71	258	449
Granite	140	26	25	34	38	12	*5	*	*	*	14,010	50	44	3	3	----	68	1,237	1,418	41	70	172	349
Hill	822	74	122	268	253	88	*17	*	*	*	82,519	86	73	*13	*	*	412	2,289	11,548	87	309	414	1,637
Jefferson	219	32	37	55	54	27	10	4	-----	-----	27,210	58	47	1	6	4	73	3,379	1,766	60	104	392	721
Judith Basin	472	45	53	132	168	68	6	-----	-----	-----	50,861	179	134	30	*15	*	417	6,467	17,683	176	369	940	2,548
Lake	1,099	132	129	304	324	159	42	*9	*	*	137,893	71	46	12	7	6	229	5,599	12,357	75	187	862	1,510
Lewis and Clark	352	35	52	97	101	44	16	*7	*	*	48,278	72	51	12	*9	*	154	2,889	5,586	68	137	456	944
Liberty	273	29	62	89	65	24	4	-----	-----	-----	23,997	37	30	*7	*	*	118	1,253	3,017	38	92	208	650
Lincoln	326	92	68	81	56	20	6	3	-----	-----	26,697	*5	*	*	*	*	20	*	646	7	24	38	104
McCone	552	54	113	196	147	39	3	-----	-----	-----	45,670	100	91	*9	*	*	217	2,156	7,263	112	191	537	1,012
Madison	540	69	89	162	127	70	18	5	-----	-----	59,708	179	141	27	7	4	291	7,123	10,233	189	278	1,065	1,851
Meagher	151	36	39	43	21	7	5	-----	-----	-----	10,703	40	35	*5	*	*	73	837	1,884	50	79	320	537
Mineral	80	7	21	18	19	10	*5	*	*	*	9,964	*2	*	*	*	*	9	*	157	3	7	11	34
Missoula	489	84	85	110	114	67	24	*5	*	*	70,244	26	22	*4	*	*	57	1,033	1,351	25	81	139	630
Musselshell	258	29	42	76	73	31	7	-----	-----	-----	26,262	27	*27	*	*	*	71	1,879	2,033	33	57	166	331
Park	489	47	59	129	151	85	*18	*	*	*	60,866	121	97	20	*4	*	229	3,416	7,022	129	191	697	966
Petroleum	107	10	20	27	34	*16	*	*	*	*	10,900	9	*9	*	*	*	93	309	3,929	9	68	36	363
Phillips	730	100	141	216	193	72	8	-----	-----	-----	62,990	86	67	15	*4	*	498	3,025	18,026	117	302	709	2,055
Pondera	590	43	80	162	174	113	11	4	*3	*	83,473	114	86	15	5	8	279	5,583	12,598	96	270	710	2,968
Powder River	514	66	89	187	128	39	*5	*	*	*	42,901	98	83	11	*4	*	218	2,749	7,452	107	192	552	1,296

Powell	210	26	30	49	45	38	13	6	3	-----	38,411	47	33	5	*9	*	101	2,914	2,916	56	87	393	784
Prairie	198	14	32	63	69	16	*4	*	*	*	19,881	26	19	*7	*	*	111	961	2,590	30	108	195	548
Ravalli	959	135	227	251	197	103	33	8	*5	*	113,374	50	41	6	3	----	179	1,498	4,654	65	165	344	1,213
Richland	920	104	150	283	287	88	5	3	-----	-----	85,561	182	144	27	7	4	433	6,738	15,128	222	421	1,446	2,850
Roosevelt	676	86	105	218	204	56	7	-----	-----	-----	59,852	173	129	26	11	7	400	7,682	11,250	194	450	1,295	3,308
Rosebud	490	65	73	167	128	47	6	*4	*	*	47,164	64	54	6	*4	*	145	2,109	3,229	75	132	523	796
Sanders	543	106	119	152	103	48	11	*4	*	*	51,845	54	32	8	7	7	151	4,826	6,841	58	130	968	1,364
Sheridan	845	114	216	292	184	36	3	-----	-----	-----	59,392	216	167	37	9	3	568	7,566	18,857	249	671	1,456	4,828
Silver Bow	78	18	15	24	11	7	*3	*	*	*	6,812	15	*15	*	*	*	39	585	717	22	29	120	282
Stillwater	670	47	68	174	252	113	16	-----	-----	-----	79,842	214	134	40	26	14	390	13,727	14,626	192	368	1,423	5,010
Sweet Grass	375	46	69	124	107	*29	*	*	*	*	31,089	167	114	29	18	6	208	9,100	7,423	174	222	1,122	1,945
Teton	748	46	80	167	264	161	25	*5	*	*	108,828	142	122	14	3	3	370	3,946	12,757	135	321	822	2,190
Toole	400	64	58	125	114	31	*8	*	*	*	36,336	58	51	*7	*	*	127	3,347	3,680	53	144	199	1,393
Treasure	170	12	19	54	61	24	-----	-----	-----	-----	17,662	30	24	3	*3	*	44	1,208	1,209	38	42	239	321
Valley	898	72	147	300	259	104	11	*5	*	*	92,704	117	90	16	8	3	511	5,283	17,472	141	339	902	1,981
Wheatland	170	21	30	38	55	23	3	-----	-----	-----	16,898	54	46	*8	*	*	115	1,187	3,159	56	100	352	696
Wibaux	292	15	39	89	103	42	4	-----	-----	-----	32,263	121	78	35	*8	*	148	5,454	4,813	128	208	851	1,388
Yellowstone	1,277	58	152	307	444	257	47	*12	*	*	179,486	144	115	18	6	5	256	5,749	5,812	176	244	1,063	2,067
NEBRASKA																							
State total	103,214	2,050	3,635	11,034	29,270	43,683	12,327	1,069	125	21	22,935,923	11,662	7,702	2,111	1,074	775	8,699	853,425	250,000	12,210	11,184	141,998	108,411
Adams	1,267	14	30	101	406	617	90	*9	*	*	269,869	98	66	15	8	9	78	9,336	1,285	97	58	1,464	912
Antelope	1,711	28	44	143	504	764	210	18	-----	-----	388,657	178	133	23	11	11	75	9,937	1,292	189	122	1,883	1,206
Arthur	160	6	15	33	63	39	4	-----	-----	-----	21,459	69	34	15	13	7	148	5,807	9,990	68	173	746	3,966
Banner	249	10	11	52	114	52	*10	*	*	*	34,665	65	52	7	2	4	61	2,652	1,263	62	92	444	1,011
Blaine	232	19	23	40	83	58	9	-----	-----	-----	32,342	110	53	27	12	18	110	17,795	6,005	120	146	2,416	1,427
Boone	1,455	26	44	175	480	579	141	*10	*	*	298,102	73	55	13	*5	*	15	2,390	110	84	52	561	377
Box Butte	652	23	41	122	192	221	47	*6	*	*	119,119	231	154	34	19	24	177	16,722	4,750	195	219	3,129	2,108
Boyd	804	17	17	63	209	356	138	4	-----	-----	189,977	124	83	28	8	5	55	6,664	700	159	157	1,460	990
Brown	605	34	49	133	197	152	37	*3	*	*	95,204	200	124	35	23	18	221	17,798	8,671	214	263	4,070	2,913
Buffalo	1,926	34	73	196	578	823	203	15	*4	*	418,406	130	97	17	6	10	64	9,174	1,308	133	105	1,669	761
Burt	1,339	16	31	105	340	609	221	*17	*	*	323,017	27	23	4	-----	----	8	402	33	40	19	178	377
Butler	1,644	7	28	83	347	660	303	16	-----	-----	432,800	31	26	1	*4	*	15	1,425	446	32	21	190	124
Cass	1,659	48	72	165	482	696	167	26	*3	*	371,596	43	27	7	2	7	19	7,353	93	46	25	838	152
Cedar	1,844	32	40	155	526	837	242	*12	*	*	414,817	48	35	7	2	4	13	3,140	156	65	51	751	260
Chase	582	10	23	82	193	223	*51	*	*	*	110,181	246	156	52	26	12	213	15,660	5,069	253	270	2,879	2,760
Cherry	991	50	92	258	391	179	16	5	-----	-----	121,251	456	265	111	49	31	517	31,256	21,089	475	613	4,647	5,943
Cheyenne	882	21	36	108	306	345	61	*5	*	*	170,698	193	146	37	3	7	273	8,000	6,937	165	252	1,172	2,032
Clay	1,320	19	30	115	373	633	135	12	*3	*	307,194	133	98	21	6	8	67	6,460	1,493	120	61	893	487
Colfax	1,290	15	23	74	206	616	314	*42	*	*	385,152	18	15	*3	*	*	21	756	335	14	7	79	44
Cuming	1,700	11	26	78	286	827	422	41	9	-----	524,026	29	24	2	*3	*	14	4,873	112	32	15	648	59
Custer	2,989	61	110	356	1,011	1,190	245	*16	*	*	569,019	329	227	57	32	13	239	16,676	3,619	395	326	3,913	2,029
Dakota	653	18	32	91	199	238	67	8	-----	-----	130,220	5	5	-----	----	----	2	18	5	7	7	25	22
Dawes	672	21	55	135	251	172	31	7	-----	-----	103,530	267	172	54	30	11	211	14,332	5,792	243	237	2,050	1,943
Dawson	1,590	34	63	189	462	662	164	13	3	-----	341,373	141	81	23	14	23	120	16,123	2,067	143	140	2,424	746
Deuel	380	5	15	44	113	153	41	*9	*	*	86,118	51	39	8	*4	*	117	3,053	3,293	92	99	951	1,054
Dixon	1,302	24	31	91	324	632	184	*16	*	*	311,930	6	*6	*	*	*	12	165	56	8	21	43	330
Dodge	1,575	9	21	92	319	811	302	17	*4	*	430,903	25	12	7	1	5	11	2,702	1,057	25	17	554	258
Douglas	1,354	60	104	236	446	395	92	16	*5	*	250,705	28	24	1	*3	*	16	5,491	126	30	24	184	129
Dundy	531	17	26	73	165	209	37	4	-----	-----	100,545	202	140	41	18	3	169	8,173	4,701	208	230	1,544	1,902
Fillmore	1,499	18	30	113	365	761	196	*16	*	*	358,122	155	111	22	12	10	72	13,253	709	135	54	2,875	349
Franklin	986	18	31	111	330	428	60	*8	*	*	191,710	213	116	38	32	27	56	21,835	920	191	132	3,529	1,230
Frontier	982	22	26	119	340	390	79	*6	*	*	191,098	137	96	28	6	7	109	7,396	1,876	168	154	1,351	986
Furnas	1,073	42	45	140	384	408	*54	*	*	*	185,635	133	91	26	10	6	62	5,751	906	136	84	1,200	550
Gage	2,509	31	40	182	543	1,161	493	55	4	-----	681,871	67	48	9	5	5	55	4,427	1,218	71	44	835	337
Garden	561	29	46	117	182	147	37	3	-----	-----	89,368	213	116	42	33	22	251	16,575	9,592	200	278	1,659	5,539
Garfield	418	20	28	80	146	113	28	3	-----	-----	68,568	127	79	28	*20	*	49	6,094	1,658	140	120	1,385	837
Gosper	613	12	19	83	218	245	*36	*	*	*	113,513	110	89	16	1	4	30	3,917	385	103	50	746	599
Grant	101	8	10	26	39	13	*5	*	*	*	14,165	22	9	8	*5	*	46	1,470	1,013	23	41	178	454
Greeley	779	17	32	90	285	292	59	4	-----	-----	147,073	109	88	14	4	3	52	3,573	788	128	54	1,048	316
Hall	1,328	20	50	187	432	507	118	*14	*	*	268,740	84	68	9	3	4	48	3,172	472	96	77	663	427
Hamilton	1,427	24	42	139	447	630	132	13	-----	-----	304,325	47	40	4	*3	*	44	1,498	527	52	39	347	201
Harlan	916	16	37	106	317	368	61	*11	*	*	185,557	120	92	11	12	5	68	6,283	650	127	69	1,095	758
Hayes	477	10	21	46	148	202	47	3	-----	-----	99,192	143	93	29	13	8	110	8,804	1,886	152	189	1,313	1,072
Hitchcock	675	10	15	83	201	309	74	3	-----	-----	147,242	86	59	21	*6	*	50	3,252	1,178	86	104	625	1,020
Holt	1,990	51	94	259	639	762	177	*8	*	*	382,624	838	440	226	124	48	465	60,441	15,956	957	799	11,899	6,143
Hooker	101	8	19	15	35	18	*6	*	*	*	14,150	50	26	13	8	3	58	3,995	1,543	51	71	464	827

COUNTY TABLE 2.—CHICKENS AND TURKEYS—FARMS REPORTING CLASSIFIED BY NUMBER RAISED, 1939; WITH NUMBER OF CHICKENS RAISED, 1939 AND OF TURKEYS RAISED, 1939 AND 1929; AND FARMS REPORTING AND NUMBER OF TURKEYS ON HAND, 1940 AND 1935—Continued

(See text for explanation of asterisks)

STATE AND COUNTY	CHICKENS RAISED, 1939											TURKEYS RAISED								TURKEYS ON HAND (over 4 mo. old, Apr. 1, 1940; over 3 mo. old, Jan. 1, 1935)			
	Farms reporting, by number raised										Number raised	Farms reporting, by number raised, 1939					Farms reporting, 1929	Number raised		Farms reporting		Number	
	Total	Under 25	25 to 49	50 to 99	100 to 199	200 to 399	400 to 799	800 to 1,599	1,600 to 3,199	3,200 and over		Total	Under 50	50 to 99	100 to 199	200 and over		1939	1929	1940	1935	1940	1935
NEBRASKA—Con.																							
Howard	1,242	16	33	98	381	578	128	8	———	———	267,367	141	103	23	5	10	37	7,682	1,021	158	82	1,460	663
Jefferson	1,481	13	27	96	341	725	255	*24	*	*	384,147	59	46	4	5	4	38	3,079	379	61	31	396	236
Johnson	1,122	12	17	65	252	590	168	15	3	———	290,831	83	56	11	6	10	29	6,399	519	65	40	801	424
Kearney	939	17	32	88	248	443	100	*11	*	*	208,666	71	52	9	7	3	65	3,929	660	84	72	789	575
Keith	582	15	22	78	176	248	*43	*	*	*	111,746	131	82	21	15	13	200	8,599	6,844	135	237	1,357	5,333
Keya Paha	480	34	33	80	177	132	20	4	———	———	73,968	147	86	36	20	5	177	10,917	5,202	152	197	1,804	1,927
Kimball	320	14	26	58	91	95	29	4	3	———	62,945	90	64	14	8	4	99	5,053	3,214	82	137	712	1,391
Knox	2,189	29	54	175	612	987	316	16	———	———	509,422	205	161	33	7	4	47	6,685	558	257	187	1,907	1,205
Lancaster	2,435	36	90	287	627	1,070	277	38	5	5	572,994	107	70	14	3	20	49	24,007	4,358	100	57	2,510	510
Lincoln	1,556	59	89	263	508	506	105	*26	*	*	293,300	353	219	78	35	21	368	26,422	10,366	383	473	4,957	3,757
Logan	235	6	17	45	87	69	11	———	———	———	36,284	94	54	23	*17	*	73	5,382	1,990	102	109	1,440	1,295
Loup	270	7	16	38	99	94	*16	*	*	*	45,978	87	48	21	*18	*	70	5,328	2,523	95	110	1,158	1,068
McPherson	216	17	22	52	75	43	7	———	———	———	28,096	133	78	39	13	3	77	7,026	2,033	133	150	1,220	1,895
Madison	1,630	14	48	144	419	684	288	28	5	———	417,519	48	38	5	*5	*	29	13,652	196	56	35	812	402
Merrick	1,063	18	43	125	293	461	115	8	———	———	227,735	111	90	7	5	9	38	9,080	344	118	34	1,971	231
Morrill	849	46	64	143	328	230	35	3	———	———	127,779	243	154	43	27	19	352	16,651	12,838	251	277	2,573	2,500
Nance	840	9	20	77	251	375	95	10	3	———	197,723	56	43	6	4	3	23	2,531	281	73	27	850	137
Nemaha	1,314	35	58	156	323	563	161	14	4	———	297,609	39	27	7	*5	*	23	3,296	156	50	30	702	129
Nuckolls	1,179	32	44	111	380	504	98	10	———	———	240,835	249	148	55	27	19	95	16,455	1,744	253	132	2,959	1,000
Otoe	1,841	24	46	135	442	896	270	20	*8	*	469,797	47	37	3	3	4	32	3,660	520	48	27	533	130
Pawnee	1,188	16	26	77	297	571	186	*15	*	*	296,008	104	82	6	8	8	17	6,881	136	93	38	1,068	300
Perkins	686	8	26	76	210	304	55	*7	*	*	142,827	238	164	42	28	4	241	11,436	6,037	239	248	1,963	2,603
Phelps	942	10	22	92	232	405	148	25	8	———	252,690	59	44	8	*7	*	74	2,466	1,140	74	64	808	481
Pierce	1,424	10	32	116	314	658	270	21	3	———	373,852	85	69	8	*8	*	29	2,853	1,165	108	50	810	947
Platte	1,872	23	38	129	474	891	294	*23	*	*	459,635	78	69	5	*4	*	23	2,446	628	100	59	746	334
Polk	1,209	28	38	134	411	496	95	7	———	———	238,258	48	37	5	3	3	28	2,753	541	46	21	546	169
Red Willow	865	26	35	133	272	335	51	13	———	———	163,303	69	50	12	4	3	80	3,610	786	101	74	723	463
Richardson	1,617	25	62	172	553	642	149	10	*4	*	333,373	54	43	5	3	3	18	2,220	86	58	33	390	209
Rock	507	23	38	108	199	124	11	*4	*	*	73,541	249	161	55	26	7	196	14,410	7,665	266	257	2,573	2,297
Saline	1,853	21	24	110	294	982	390	26	*6	*	532,362	117	85	10	7	15	50	28,238	1,385	97	23	3,756	658
Sarpy	902	21	53	149	271	327	70	11	———	———	171,734	9	*9	*	*	*	4	1,833	11	13	19	152	72
Saunders	2,358	16	45	170	491	1,204	399	30	*3	*	617,668	28	22	1	2	3	19	7,545	488	35	34	527	402
Scotts Bluff	1,496	61	115	291	561	387	67	14	———	———	230,969	92	68	10	4	10	274	10,869	6,014	103	211	923	1,723
Seward	1,799	16	45	160	469	884	210	*15	*	*	411,675	77	37	10	5	25	39	17,747	653	47	35	1,729	750
Sheridan	1,040	45	57	219	379	274	58	*8	*	*	167,774	439	275	91	40	33	264	35,254	8,056	423	372	4,879	2,928
Sherman	1,027	10	19	80	285	493	132	8	———	———	238,694	198	153	26	13	6	80	8,623	821	221	162	1,612	856
Sioux	550	44	66	129	184	108	14	2	3	———	74,658	148	103	24	9	12	228	13,782	8,063	127	220	1,014	2,522
Stanton	1,099	7	18	50	191	533	274	*26	*	*	323,939	28	23	2	*3	*	9	2,063	28	35	73	541	399
Thayer	1,435	18	30	106	346	694	222	*19	*	*	356,420	213	128	42	19	24	76	16,909	1,958	183	94	2,673	1,202
Thomas	150	20	21	41	43	19	*6	*	*	*	16,979	77	36	18	19	4	72	5,497	3,275	78	95	922	1,499
Thurston	920	20	36	76	227	387	152	18	4	———	236,232	8	8	———	———	———	13	111	40	11	4	55	21
Valley	1,042	9	19	99	302	496	112	*5	*	*	229,758	58	50	4	*4	*	35	1,825	381	66	74	458	298
Washington	1,362	13	52	121	357	597	201	17	4	———	329,575	24	19	2	———	3	7	2,067	105	24	7	327	66
Wayne	1,300	5	25	68	259	647	280	16	———	———	352,505	17	13	1	———	3	8	4,187	66	16	11	117	27
Webster	1,038	23	35	104	371	417	83	*5	*	*	205,129	234	127	45	30	32	118	27,592	3,923	217	156	5,613	3,309
Wheeler	312	9	25	74	103	81	20	———	———	———	48,316	125	80	23	13	9	64	9,711	7,343	166	101	2,245	953
York	1,645	25	42	172	448	732	208	*18	*	*	377,500	82	62	8	7	5	26	8,595	330	77	26	940	148

NEVADA																					
State total-	2,479	596	567	536	347	250	119	44	15	5	376,985	511	354	69	34	54	1,194	47,039	89,573	474	923	7,210	11,261
Churchill	481	92	95	90	79	65	46	9	5	———	82,311	137	75	22	10	30	340	24,295	42,174	88	205	1,364	4,212
Clark	241	64	48	38	40	29	14	5	3	———	37,346	26	13	3	3	7	72	6,429	7,316	21	38	3,190	964
Douglas	117	10	7	20	38	29	10	*3	*	*	23,920	28	22	*6	*	*	51	821	1,755	18	52	275	310
Elko	322	105	87	85	33	*12	*	*	*	*	17,780	40	36	*4	*	*	132	836	2,794	55	134	347	742
Esmeralda	7	2	2	*3	*	*	*	*	*	*	3,207	———	———	———	———	———	2	———	160	*3	2	*	12
Eureka	36	13	13	7	3	———	———	———	———	———	1,394	8	*8	*	*	*	27	306	584	9	18	87	150
Humboldt	122	30	26	29	21	10	*6	*	*	*	11,270	24	21	*3	*	*	23	1,102	1,501	26	36	180	234
Lander	40	16	11	5	*8	*	*	*	*	*	2,117	*5	*	*	*	*	13	*	532	5	9	39	90
Lincoln	116	35	25	27	14	5	*10	*	*	*	12,142	15	*15	*	*	*	42	751	2,527	14	26	70	231
Lyon	271	48	42	69	46	52	10	4	———	———	33,933	70	45	9	5	11	192	6,369	15,763	62	140	324	1,568
Mineral	44	10	5	16	8	*5	*	*	*	*	5,867	14	4	4	6	———	31	1,226	2,936	18	33	138	756
Nye	90	29	38	17	2	*4	*	*	*	*	4,748	9	6	*3	*	*	31	352	819	24	24	188	574
Ormsby	22	4	5	8	1	*4	*	*	*	*	2,573	7	*7	*	*	*	18	139	514	7	9	41	55
Pershing	75	11	20	13	13	10	*8	*	*	*	12,491	24	19	2	*3	*	58	1,252	4,556	17	40	100	279
Storey	5	1	3	1	———	———	———	———	———	———	171	*1	*	*	*	*	5	*	148	*2	2	*	11
Washoe	354	95	100	69	31	22	12	16	4	5	115,452	57	44	9	*4	*	98	1,883	3,989	53	109	308	722
White Pine	136	31	40	40	12	8	2	3	———	———	12,263	46	39	7	———	———	59	1,156	1,705	52	46	524	551
NEW HAMPSHIRE																					
State total-	6,987	1,487	1,226	962	803	766	643	492	369	239	3,804,062	254	154	27	24	49	805	38,515	19,460	287	800	4,501	6,601
Belknap	396	88	87	48	48	42	38	20	15	10	144,852	11	7	———	*4	*	40	1,087	760	13	30	114	565
Carroll	314	77	75	57	38	26	10	14	11	6	121,306	8	3	*5	*	*	37	2,897	877	6	42	28	178
Cheshire	543	113	117	92	69	52	38	30	11	21	310,504	18	11	3	———	4	67	2,501	1,661	20	51	424	379
Coos	524	192	134	99	56	34	*9	*	*	*	35,788	20	17	*3	*	*	39	820	607	25	47	139	216
Grafton	850	242	206	142	101	71	40	22	15	11	207,932	22	15	3	———	4	85	4,907	2,179	27	84	619	598
Hillsborough	1,201	113	103	120	143	193	185	142	125	77	1,064,265	65	33	5	12	15	153	11,811	5,903	60	158	1,388	1,830
Merrimack	948	187	160	115	91	104	96	84	73	38	583,826	42	25	5	2	10	120	6,367	2,976	48	127	810	847
Rockingham	1,215	199	139	124	139	164	168	137	84	61	953,316	40	25	3	2	10	95	6,523	2,453	47	149	735	1,222
Strafford	447	110	92	60	55	37	35	26	20	12	268,196	14	7	2	*5	*	65	1,165	1,291	17	61	162	486
Sullivan	549	166	113	105	63	43	26	16	14	3	114,077	14	11	*3	*	*	124	457	2,753	24	51	82	280
NEW JERSEY																					
State total-	16,913	1,481	1,956	2,423	2,419	2,800	2,483	1,934	940	477	10,039,965	932	546	132	99	155	1,333	129,045	31,609	945	1,566	14,996	23,548
Atlantic	899	66	124	121	75	94	119	168	80	52	769,309	17	10	2	———	5	36	5,836	426	22	44	328	500
Bergen	301	24	36	31	47	40	49	32	29	13	287,678	15	10	1	1	3	5	2,175	27	23	10	226	97
Burlington	1,226	80	114	144	186	245	268	134	56	19	581,317	82	43	10	15	14	216	16,225	4,405	62	167	1,239	4,528
Camden	529	125	115	95	66	48	29	31	14	6	150,059	30	15	5	3	9	26	7,082	147	30	44	1,044	851
Cape May	305	14	36	52	49	52	37	40	17	8	169,489	12	8	1	*3	*	16	1,289	424	11	56	81	847
Cumberland	1,829	220	253	285	218	215	208	227	125	78	1,232,952	33	18	4	1	10	53	6,202	1,236	34	134	671	1,694
Essex	96	11	14	18	16	9	9	10	5	4	183,646	7	2	1	1	3	11	5,665	294	8	5	53	37
Gloucester	1,150	89	176	226	175	189	116	88	60	29	554,454	71	40	12	3	16	88	9,478	1,942	76	113	1,298	1,570
Hudson	6	2	*4	*	*	*	*	*	*	*	194	———	———	———	———	———	———	———	———	———	1	———	1
Hunterdon	1,929	109	114	146	242	405	479	310	95	29	1,224,664	141	87	22	14	18	173	14,353	2,573	152	179	2,227	1,699
Mercer	802	41	71	87	119	187	165	82	35	15	407,467	59	32	7	5	15	98	11,625	2,189	52	84	861	2,544
Middlesex	819	40	83	147	140	161	109	80	41	18	501,158	50	26	9	6	7	44	7,751	839	47	64	736	474
Monmouth	1,594	152	162	215	192	250	216	203	142	62	1,108,254	98	49	18	13	18	245	14,239	9,855	100	298	2,628	3,660
Morris	727	96	117	140	106	87	66	63	33	19	348,455	36	19	6	3	8	41	3,877	798	43	56	385	1,687
Ocean	610	15	34	52	45	54	95	137	113	65	877,816	21	10	3	2	6	43	4,076	2,050	17	43	290	513
Passaic	198	28	20	16	26	28	32	32	13	5	117,995	11	6	2	*3	*	2	900	258	6	18	56	134
Salem	1,077	59	120	176	198	235	151	88	30	25	514,537	58	45	8	2	3	74	6,088	1,895	63	52	361	558
Somerset	875	55	82	100	165	181	129	124	39	20	528,126	71	45	10	12	4	88	4,033	1,451	69	94	914	1,544
Sussex	818	142	150	150	140	104	81	33	14	4	180,647	55	39	6	5	5	26	4,335	146	59	38	400	229
Union	84	14	8	7	12	12	10	11	*10	*	48,889	7	3	———	*4	*	7	766	77	6	8	27	43
Warren	1,041	101	144	214	202	206	113	46	11	4	252,859	58	39	7	7	5	41	7,070	577	65	58	1,171	338
NEW MEXICO																					
State total-	19,682	7,796	3,835	3,571	2,811	1,283	311	50	19	8	1,425,249	1,354	1,103	162	68	21	4,301	46,622	124,361	1,898	4,084	14,511	29,765
Bernalillo	923	389	179	147	113	66	15	8	1	5	116,035	69	57	7	5	———	74	1,688	2,348	105	154	794	1,231
Catron	489	248	122	72	21	6	———	———	———	———	15,544	17	14	3	———	———	35	370	472	29	80	174	384
Chaves	701	126	158	186	157	60	11	*3	*	*	65,740	63	49	7	4	3	215	5,105	8,988	97	136	1,575	1,656
Colfax	493	126	110	120	89	38	*10	*	*	*	40,057	104	65	21	13	7	216	6,787	7,459	136	218	1,564	1,715
Curry	900	50	106	194	284	194	63	6	*3	*	146,122	107	93	9	*5	*	330	3,026	3,087	117	215	854	1,390

COUNTY TABLE 2.—CHICKENS AND TURKEYS—FARMS REPORTING CLASSIFIED BY NUMBER RAISED, 1939; WITH NUMBER OF CHICKENS RAISED, 1939 AND OF TURKEYS RAISED, 1939 AND 1929; AND FARMS REPORTING AND NUMBER OF TURKEYS ON HAND, 1940 AND 1935—Continued

(See text for explanation of asterisks)

STATE AND COUNTY	CHICKENS RAISED, 1939										TURKEYS RAISED								TURKEYS ON HAND (over 4 mo. old, Apr. 1, 1940; over 3 mo. old, Jan. 1, 1935)			
	Farms reporting, by number raised									Number raised	Farms reporting, by number raised, 1939					Farms reporting, 1929	Number raised		Farms reporting		Number	
	Total	Under 25	25 to 49	50 to 99	100 to 199	200 to 399	400 to 799	800 to 1,599	1,600 to 3,199	3,200 and over	Total	Under 50	50 to 99	100 to 199	200 and over		1939	1929	1940	1935	1940	1935
NEW MEXICO—Con.																						
De Baca	237	45	45	72	56	*19	*	*	*	*	18,322	11	7	*4	*	*	88	492	4,502	12	45	91	339
Dona Ana	1,076	331	267	227	161	60	22	4	4	——	88,119	126	106	14	6	——	508	3,117	5,604	164	318	1,425	2,402
Eddy	485	80	100	143	109	37	13	*3	*	*	46,827	50	38	7	*5	*	165	2,927	5,793	71	151	637	1,177
Grant	438	121	126	94	74	15	*8	*	*	*	30,015	62	51	7	*4	*	77	1,985	1,163	78	127	478	777
Guadalupe	264	147	36	41	31	*9	*	*	*	*	12,461	10	10	——	——	——	31	89	517	15	39	90	165
Harding	333	82	54	82	80	*35	*	*	*	*	27,191	30	26	4	——	——	109	589	1,501	40	83	239	380
Hidalgo	165	70	30	35	15	*15	*	*	*	*	10,293	7	*7	*	*	*	46	176	1,099	8	53	35	339
Lea	369	46	63	109	107	35	5	*4	*	*	37,867	43	33	7	3	——	183	1,417	10,190	54	84	421	703
Lincoln	341	101	95	89	41	*15	*	*	*	*	19,648	22	*22	*	*	*	67	375	1,497	27	69	197	381
Luna	218	54	43	64	36	13	4	*4	*	*	21,537	20	16	4	——	——	62	405	1,820	25	58	136	354
McKinley	144	92	15	21	10	3	3	——	——	——	6,194	12	12	——	——	——	34	157	326	26	65	141	471
Mora	809	543	160	65	29	9	*3	*	*	*	24,631	42	*42	*	*	*	142	471	1,392	60	140	293	621
Otero	329	122	89	77	24	13	*4	*	*	*	19,062	14	*14	*	*	*	41	199	649	25	100	106	692
Quay	707	99	115	179	158	124	29	3	——	——	83,065	34	29	2	3	——	322	959	9,861	50	179	269	963
Rio Arriba	1,539	1,144	222	105	46	*22	*	*	*	*	40,305	42	39	*3	*	*	161	683	2,068	68	193	430	1,951
Roosevelt	1,467	107	173	354	470	268	79	12	*4	*	219,102	90	71	13	*6	*	432	2,924	17,040	120	291	864	2,034
Sandoval	675	429	173	46	24	*3	*	*	*	*	18,758	21	21	——	——	——	24	214	465	57	63	334	333
San Juan	574	125	102	155	134	48	*10	*	*	*	49,076	86	61	17	*8	*	237	3,530	14,743	102	331	716	3,307
San Miguel	911	529	229	80	52	17	*4	*	*	*	33,484	37	31	*6	*	*	93	1,122	1,025	45	162	374	1,349
Santa Fe	564	380	91	53	25	11	*4	*	*	*	18,831	18	*18	*	*	*	14	306	235	32	61	211	407
Sierra	276	109	63	59	29	13	3	——	——	——	14,421	16	12	*4	*	*	58	437	1,332	23	54	148	519
Socorro	517	295	111	65	33	10	3	——	——	——	18,939	6	*6	*	*	*	28	132	208	12	49	67	209
Taos	1,023	760	167	65	24	*7	*	*	*	*	24,144	36	33	3	——	——	69	685	539	91	170	414	1,013
Torrance	878	380	194	176	101	*27	*	*	*	*	41,260	37	*37	*	*	*	49	505	1,473	54	77	254	405
Union	747	120	133	224	199	60	*11	*	*	*	65,833	90	68	13	*9	*	296	4,999	8,082	108	211	665	1,248
Valencia	1,110	546	262	172	79	47	*4	*	*	*	52,366	32	27	*5	*	*	95	753	2,933	47	128	315	850
NEW YORK																						
State total	89,109	15,304	16,036	16,756	15,845	13,573	6,858	3,132	1,110	495	20,461,621	2,946	1,948	399	286	313	8,348	310,312	166,721	3,383	6,385	45,798	47,314
Albany	1,258	128	184	226	230	232	136	79	31	12	392,585	21	16	——	1	4	100	2,812	2,340	26	51	290	356
Allegany	1,736	373	415	308	324	220	62	24	6	4	224,796	24	18	3	*3	*	100	908	1,312	27	76	156	316
Bronx	*2	*	*	*	*	*	*	*	*	*	*	——	——	——	——	——	——	——	——	——	——	——	——
Broome	1,651	318	305	332	250	246	128	42	23	7	329,207	33	24	3	3	3	92	2,097	916	59	94	415	567
Cattaraugus	2,128	429	434	434	346	302	116	45	14	8	359,032	47	31	8	5	3	170	2,640	2,123	52	139	746	685
Cayuga	2,208	264	246	353	463	492	240	111	32	7	561,579	31	17	5	4	5	142	2,946	1,621	30	61	474	395
Chautauqua	2,914	501	499	478	531	531	244	93	28	9	586,930	56	32	13	4	7	176	5,769	4,713	59	144	1,613	1,494
Chemung	867	119	95	105	149	192	131	57	16	3	251,110	21	12	3	*6	*	34	4,100	176	17	22	293	197
Chenango	1,678	328	303	199	210	272	200	112	34	20	535,582	41	32	4	*5	*	164	2,758	2,505	53	119	326	936
Clinton	1,575	539	443	378	136	56	13	7	*3	*	104,701	43	33	6	*4	*	161	1,894	1,556	55	111	320	480
Columbia	1,380	186	270	271	269	191	111	51	22	9	449,861	39	29	4	*6	*	106	1,725	1,829	56	86	370	378
Cortland	963	225	204	138	155	125	69	32	9	6	189,202	18	11	1	2	4	86	14,641	2,125	18	33	296	823
Delaware	1,940	419	415	369	278	262	118	51	18	10	375,059	76	56	12	4	4	300	4,872	4,392	99	289	922	1,923
Dutchess	1,211	141	182	237	231	192	123	59	28	18	450,678	46	24	11	5	6	161	6,590	2,777	42	96	650	1,024
Erie	5,669	341	503	645	817	772	390	132	50	19	909,859	59	36	5	8	10	105	5,760	2,910	65	77	911	954
Essex	898	292	220	189	88	56	30	16	7	——	95,710	20	16	——	1	3	36	3,364	890	21	49	393	453
Franklin	1,506	571	437	245	154	64	23	7	*5	*	104,085	44	32	9	3	——	183	1,556	2,647	70	182	472	802
Fulton	886	190	203	194	172	73	30	16	*8	*	122,667	18	10	2	3	3	40	2,597	527	30	40	238	265
Genesee	1,456	173	241	237	280	313	142	53	13	4	317,062	23	17	1	*5	*	55	1,257	585	27	24	162	106
Greene	1,050	129	143	174	203	204	110	58	22	7	335,434	16	8	4	1	3	60	2,117	681	25	56	168	370

Hamilton	132	52	39	21	10	*10	*	*	*	*	7,675	*1	*	*	*	*	8	*	63	*1	5	*	23
Herkimer	1,527	291	328	329	300	187	49	29	9	5	216,591	54	43	5	*6	*	100	2,418	791	74	107	717	434
Jefferson	2,316	576	501	471	411	239	79	27	8	4	325,701	433	249	69	50	65	1,107	58,536	34,044	461	822	12,907	7,662
Kings	*3	*	*	*	*	*	*	*	*	*	*	*1	*	*	*	*	-----	*	-----	*1	-----	*	-----
Lewis	1,470	421	405	378	181	67	*18	*	*	*	89,904	87	66	10	5	6	314	4,669	7,799	98	213	864	1,022
Livingston	1,420	322	334	321	226	141	54	17	*5	*	159,496	20	12	4	*4	*	94	2,032	1,234	25	53	312	393
Madison	1,523	246	259	328	320	216	93	39	16	6	279,973	32	23	3	1	5	131	2,289	1,939	40	86	385	462
Monroe	2,357	336	444	427	461	398	172	91	22	6	478,644	39	26	3	6	4	75	4,412	596	40	56	602	933
Montgomery	1,260	172	224	301	271	194	59	32	3	4	199,773	26	19	*7	*	*	65	1,141	638	31	54	293	517
Nassau	175	25	38	44	22	15	11	9	8	3	61,100	15	9	2	*4	*	5	695	11	21	11	626	56
New York	-----	-----	-----	-----	-----	-----	-----	-----	-----	-----	-----	-----	-----	-----	-----	-----	-----	-----	-----	-----	-----	-----	-----
Niagara	2,333	202	255	400	535	559	272	76	23	11	564,877	35	24	5	3	3	48	2,692	576	33	34	363	173
Oneida	2,761	554	595	602	449	355	122	62	14	8	402,681	119	83	10	11	15	277	12,363	5,349	131	192	2,174	1,215
Onondaga	2,683	418	397	541	515	457	238	79	29	9	608,959	42	33	2	2	5	139	11,135	1,878	42	115	1,290	1,496
Ontario	1,998	230	310	417	395	402	170	57	12	5	386,567	37	25	5	3	4	55	2,505	558	43	44	316	199
Orange	2,063	264	378	465	382	258	151	102	53	10	514,148	43	22	9	4	8	97	6,870	1,918	46	69	564	446
Orleans	1,436	159	204	290	324	274	126	46	9	4	286,155	10	*10	*	*	*	54	448	510	16	40	101	169
Oswego	2,301	343	351	419	400	434	206	110	30	8	537,483	81	51	12	6	12	254	9,730	4,752	98	154	1,752	852
Otsego	2,014	381	319	270	297	331	252	114	46	24	646,873	53	42	5	3	3	192	2,074	3,009	61	196	524	1,228
Putnam	217	46	40	45	31	25	16	6	3	5	259,144	8	*8	*	*	*	15	2,433	107	15	29	247	239
Queens	12	1	4	1	3	*3	*	*	*	*	2,275	*1	*	*	*	*	1	*	1	*2	1	*	5
Rensselaer	1,635	245	237	305	302	276	157	86	29	18	497,921	29	11	5	4	9	60	12,211	1,765	26	56	825	451
Richmond	23	4	2	6	4	1	*8	*	*	*	8,002	3	*3	*	*	*	-----	118	-----	*2	-----	*	-----
Rockland	178	15	36	29	23	30	14	19	9	3	79,940	7	2	2	3	----	9	564	36	12	16	123	171
St. Lawrence	3,554	995	869	799	524	256	79	22	10	-----	301,429	502	327	83	58	34	1,588	31,981	40,611	560	1,153	4,523	7,987
Saratoga	1,748	277	312	397	362	258	83	42	11	6	292,759	64	46	7	5	6	108	3,453	1,850	72	89	533	412
Schenectady	521	40	78	88	126	90	50	29	13	7	165,916	21	12	1	3	5	52	13,922	1,792	14	33	256	1,320
Schoharie	1,360	260	250	249	246	183	107	46	*19	*	251,064	24	18	2	*4	*	102	1,097	1,985	24	74	121	343
Schuyler	687	101	72	105	104	132	94	45	21	13	263,816	21	18	*3	*	*	60	812	622	22	41	87	298
Seneca	913	86	118	176	231	175	86	32	6	3	194,528	13	8	2	*3	*	29	1,551	360	17	25	146	105
Steuben	2,859	617	610	591	535	341	128	23	11	3	340,673	86	60	7	10	9	262	7,417	3,552	106	204	1,634	1,118
Suffolk	1,406	114	253	335	225	132	110	100	70	67	1,437,032	101	74	7	6	14	51	8,463	654	111	121	921	790
Sullivan	1,729	210	245	206	256	312	255	151	68	26	742,764	38	28	4	*6	*	96	2,556	1,011	50	82	256	412
Tioga	1,200	156	140	153	189	249	155	101	37	20	474,216	21	16	*5	*	*	49	1,046	591	22	53	157	239
Tompkins	1,235	251	180	164	205	189	150	68	20	8	348,138	8	*8	*	*	*	69	368	1,669	15	57	73	925
Ulster	1,959	218	329	313	260	327	265	169	48	30	736,239	47	32	7	3	5	108	3,603	1,509	63	67	558	387
Warren	521	158	112	92	71	46	23	12	*7	*	73,465	7	*7	*	*	*	22	199	626	10	28	47	174
Washington	1,704	308	345	351	306	227	100	45	14	8	306,099	46	26	4	6	10	135	15,445	2,034	43	95	1,091	1,036
Wayne	2,191	160	238	315	458	535	326	112	39	8	652,477	27	18	3	*6	*	67	1,285	896	28	41	166	166
Westchester	257	21	36	41	54	47	23	17	12	6	118,916	28	20	2	2	4	15	2,250	185	28	15	353	290
Wyoming	1,584	281	299	335	351	219	64	27	*8	*	214,372	20	12	5	*3	*	127	1,951	2,261	29	58	343	436
Yates	868	81	105	124	194	191	100	61	9	3	238,239	20	9	6	2	3	37	3,051	314	19	47	192	226
NORTH CAROLINA																							
State total	229,177	41,039	68,272	72,760	35,898	9,493	2,291	909	354	181	17,412,519	7,173	8,228	719	159	67	19,453	169,663	205,300	9,084	18,533	43,523	90,708
Alamance	2,038	222	441	644	434	208	72	14	3	-----	216,862	83	77	6	----	----	277	1,398	3,949	103	222	566	974
Alexander	1,699	282	579	561	221	40	11	*5	*	*	106,383	45	*45	*	*	*	72	701	717	52	115	228	810
Alleghany	1,261	323	432	344	130	25	7	-----	-----	-----	63,792	362	314	40	*8	*	664	9,525	12,920	391	575	1,896	3,100
Anson	2,027	276	581	630	351	138	36	*15	*	*	171,915	133	71	23	18	21	212	12,757	2,386	148	193	1,950	1,331
Ashe	3,306	878	1,138	941	295	48	3	*3	*	*	154,816	929	863	53	*13	*	1,888	19,901	32,906	1,059	1,723	4,647	8,560
Avery	1,194	344	438	324	79	*9	*	*	*	*	51,467	13	*13	*	*	*	244	210	3,445	22	91	115	416
Beaufort	2,398	625	655	609	339	144	19	*7	*	*	156,517	48	45	*3	*	*	135	763	1,024	61	178	268	892
Bertie	2,631	503	781	897	358	83	*9	*	*	*	152,988	49	49	-----	----	----	388	383	2,277	81	298	212	988
Bladen	2,720	633	1,009	734	263	57	16	*8	*	*	142,008	48	48	-----	----	----	141	559	1,277	63	140	255	750
Brunswick	1,353	403	440	311	141	40	14	4	-----	-----	75,486	61	58	3	----	----	101	1,055	731	79	122	317	542
Buncombe	4,113	1,131	1,422	1,072	376	91	12	4	*5	*	217,413	53	44	*9	*	*	155	1,935	1,258	87	152	618	742
Burke	1,925	361	668	568	251	53	15	4	*5	*	132,225	54	*54	*	*	*	79	636	395	66	63	329	331
Cabarrus	1,582	257	407	536	273	74	19	10	*6	*	136,684	116	108	*8	*	*	206	2,015	2,339	147	253	632	1,387
Caldwell	2,126	594	662	559	225	58	22	*6	*	*	126,034	34	*34	*	*	*	72	652	567	47	64	185	323
Camden	482	51	104	160	102	44	16	*5	*	*	50,203	63	55	4	4	----	172	1,669	2,285	74	158	359	674
Carteret	488	128	154	126	56	9	*15	*	*	*	31,605	17	10	4	*3	*	64	923	1,926	19	55	204	290
Caswell	2,527	531	629	766	467	112	17	*5	*	*	169,087	46	48	----	----	----	126	422	715	81	158	245	617
Catawba	2,761	383	831	974	437	100	20	11	*5	*	201,427	107	95	9	*3	*	286	2,487	3,239	138	226	777	925
Chatham	2,637	178	575	828	516	130	110	156	98	46	888,065	303	251	36	12	4	406	8,629	5,950	337	531	1,668	2,555
Cherokee	1,688	468	596	435	151	24	10	*4	*	*	84,924	17	17	-----	----	----	34	152	190	24	29	134	127
Chowan	883	179	186	281	172	51	10	*4	*	*	66,879	111	89	14	4	4	121	3,927	1,410	118	168	501	752
Clay	938	171	383	284	83	30	*7	*	*	*	52,686	3	3	-----	----	----	91	50	1,240	6	38	38	300

459964 O - 42 - 46

COUNTY TABLE 2.—CHICKENS AND TURKEYS—FARMS REPORTING CLASSIFIED BY NUMBER RAISED, 1939; WITH NUMBER OF CHICKENS RAISED, 1939 AND OF TURKEYS RAISED, 1939 AND 1929; AND FARMS REPORTING AND NUMBER OF TURKEYS ON HAND, 1940 AND 1935—Continued

(See text for explanation of asterisks)

STATE AND COUNTY	CHICKENS RAISED, 1939											TURKEYS RAISED								TURKEYS ON HAND (over 4 mo. old, Apr. 1, 1940; over 3 mo. old, Jan. 1, 1935)			
	Farms reporting, by number raised										Number raised	Farms reporting, by number raised, 1939					Farms reporting, 1929	Number raised		Farms reporting		Number	
	Total	Under 25	25 to 49	50 to 99	100 to 199	200 to 399	400 to 799	800 to 1,599	1,600 to 3,199	3,200 and over		Total	Under 50	50 to 99	100 to 199	200 and over		1939	1929	1940	1935	1940	1935
NORTH CAROLINA—Continued																							
Cleveland	4,088	515	1,113	1,475	752	182	32	11	4	4	314,827	92	81	4	*7	*	168	2,249	1,341	159	181	1,079	1,096
Columbus	4,475	898	1,368	1,358	678	150	17	*6	*	*	265,820	38	*38	*	*	*	151	700	1,032	59	119	362	632
Craven	1,677	334	533	484	255	56	11	*4	*	*	105,340	42	*42	*	*	*	139	549	1,086	55	223	224	923
Cumberland	2,344	572	760	647	276	76	*13	*	*	*	129,168	68	62	*6	*	*	99	1,153	895	91	121	390	707
Currituck	648	41	119	198	176	78	24	4	5	3	101,613	61	46	8	*7	*	173	2,277	3,385	58	117	264	671
Dare	45	-----	6	16	14	6	3	-----	-----	-----	6,071	-----	-----	-----	-----	-----	1	-----	3	-----	5	-----	16
Davidson	2,859	413	869	892	499	135	31	12	*8	*	225,325	78	74	4	-----	-----	341	972	2,615	109	303	393	1,255
Davie	1,386	150	325	521	300	64	16	6	*4	*	117,720	103	98	5	-----	-----	166	1,619	1,687	133	231	515	961
Duplin	4,341	804	1,155	1,437	743	163	26	10	-----	3	303,707	82	74	5	*3	*	366	2,123	5,252	106	309	568	2,177
Durham	1,186	164	319	401	210	57	20	12	*3	*	113,065	8	8	-----	-----	-----	72	122	417	13	54	81	191
Edgecombe	2,587	455	680	721	533	168	27	*5	*	*	198,908	89	*89	*	*	*	312	665	1,775	131	326	399	1,416
Forsyth	2,853	365	671	1,016	560	187	41	22	8	3	272,091	101	95	*6	*	*	225	1,595	1,924	117	226	576	1,149
Franklin	3,110	570	858	1,080	488	95	12	*7	*	*	192,889	21	18	*3	*	*	84	364	530	36	81	171	326
Gaston	1,885	333	496	593	349	89	19	3	*3	*	136,676	72	63	1	3	5	143	4,156	1,582	91	179	564	965
Gates	1,115	179	326	301	205	73	25	3	*3	*	111,715	65	57	4	4	-----	157	1,439	1,704	68	184	249	767
Graham	668	169	249	191	54	5	-----	-----	-----	-----	28,591	3	*3	*	*	*	27	65	166	5	19	33	76
Granville	2,980	506	714	912	638	170	28	*12	*	*	229,322	21	21	-----	-----	-----	176	205	1,012	35	120	101	508
Greene	1,959	380	391	580	459	134	11	4	-----	-----	146,726	131	125	*6	*	*	362	1,432	2,387	160	347	559	1,295
Guilford	3,943	605	1,114	1,390	573	166	58	30	2	5	324,283	55	52	*3	*	*	235	1,037	2,064	87	199	460	1,011
Halifax	2,796	615	838	785	426	103	18	*11	*	*	188,385	78	*78	*	*	*	172	818	1,062	117	195	380	648
Harnett	3,631	594	1,083	1,199	598	121	27	*9	*	*	268,445	63	*63	*	*	*	172	980	1,493	98	235	409	918
Haywood	2,512	661	829	738	237	33	5	6	*3	*	150,717	34	*34	*	*	*	143	380	1,187	59	114	252	630
Henderson	1,810	359	558	530	263	72	18	7	3	-----	124,679	14	11	-----	*3	*	60	1,613	341	17	44	230	226
Hertford	1,661	370	491	502	231	49	12	*6	*	*	101,750	20	*20	*	*	*	92	455	356	27	85	94	304
Hoke	1,405	377	480	332	179	31	*6	*	*	*	70,427	30	*30	*	*	*	88	313	546	33	66	113	434
Hyde	745	102	180	209	166	76	*12	*	*	*	63,606	9	*9	*	*	*	66	301	304	15	70	75	233
Iredell	3,291	362	828	1,174	649	170	60	29	14	5	358,238	95	90	*5	*	*	213	1,715	1,844	124	248	505	1,324
Jackson	2,002	640	690	528	120	*24	*	*	*	*	81,260	13	13	-----	-----	-----	101	65	969	18	23	82	240
Johnston	6,705	868	2,041	2,378	1,112	264	36	6	-----	-----	432,151	146	141	*5	*	*	332	6,519	2,231	187	396	725	1,657
Jones	1,284	264	421	353	174	59	8	*5	*	*	81,175	11	*11	*	*	*	79	257	711	17	47	57	195
Lee	1,325	155	367	466	275	47	10	*5	*	*	94,026	27	23	*4	*	*	108	608	1,008	38	85	189	581
Lenoir	2,732	439	625	913	569	154	22	7	3	-----	205,106	72	69	*3	*	*	196	1,051	1,406	104	276	406	1,392
Lincoln	2,152	266	593	794	349	99	35	11	*5	*	175,010	36	32	*4	*	*	190	757	2,097	52	144	270	669
McDowell	1,049	270	380	265	91	30	9	4	-----	-----	56,744	16	*16	*	*	*	25	246	128	19	19	87	112
Macon	1,904	334	697	643	197	30	*3	*	*	*	96,402	14	11	3	-----	-----	98	304	804	21	27	103	180
Madison	3,221	752	1,024	1,037	332	63	*13	*	*	*	164,586	84	*84	*	*	*	508	1,166	5,209	105	371	427	2,044
Martin	2,012	303	546	636	405	104	14	1	3	-----	143,756	65	*65	*	*	*	176	741	851	87	224	280	999
Mecklenburg	2,609	492	719	832	377	142	34	9	1	3	234,456	104	91	7	*6	*	207	12,084	1,766	163	200	2,031	2,098
Mitchell	1,725	339	580	589	180	34	*3	*	*	*	93,924	64	*64	*	*	*	444	1,137	6,734	78	205	250	765
Montgomery	1,077	176	331	377	152	28	10	*3	*	*	75,434	35	*35	*	*	*	109	795	911	45	71	219	313
Moore	1,902	307	525	658	272	73	31	15	12	9	225,641	94	87	2	2	3	224	2,304	2,370	121	182	615	1,250
Nash	4,307	786	1,223	1,462	623	162	31	12	*8	*	294,278	133	130	*3	*	*	326	1,216	1,556	169	470	569	2,228
New Hanover	207	54	48	53	36	9	*7	*	*	*	17,932	6	1	2	3	-----	7	497	73	8	18	45	108
Northampton	2,179	393	615	724	328	96	19	*4	*	*	143,005	37	*37	*	*	*	225	357	695	37	94	119	427
Onslow	1,706	500	657	365	144	34	*6	*	*	*	76,538	57	47	5	*5	*	195	2,031	2,893	65	160	496	1,013
Orange	1,703	165	362	592	394	114	43	17	11	5	232,880	36	32	1	3	-----	159	815	1,183	49	145	283	577
Pamlico	676	92	143	205	159	60	14	3	-----	-----	61,316	33	28	*5	*	*	79	1,598	1,106	31	89	231	449
Pasquotank	701	59	134	216	195	76	17	*4	*	*	75,154	67	59	*8	*	*	180	1,343	2,125	83	127	320	636
Pender	1,572	484	437	391	196	53	6	1	*4	*	92,899	12	*12	*	*	*	55	316	551	11	74	52	400
Perquimans	891	173	228	247	163	60	14	*6	*	*	73,873	81	70	7	4	-----	279	1,890	3,424	99	210	334	836

Person	2,390	315	687	839	454	82	10	*3	*	*	154,450	33	*33	*	*	*	168	398	1,527	52	155	250	610
Pitt	4,344	636	1,105	1,357	881	321	41	*3	*	*	337,329	151	142	*9	*	*	328	2,027	1,875	202	495	728	2,200
Polk	1,080	187	292	396	170	26	*9	*	*	*	72,412	3	*3	*	*	*	29	94	178	3	15	16	48
Randolph	3,283	707	1,027	909	362	143	73	33	21	8	345,964	110	102	5	3	----	406	1,818	4,646	157	323	611	1,500
Richmond	1,326	343	375	398	148	43	13	*6	*	*	83,335	73	68	*5	*	*	118	1,150	939	104	127	404	701
Robeson	6,832	1,574	2,115	1,975	935	199	25	*9	*	*	383,444	119	111	*8	*	*	279	1,819	1,460	145	303	549	1,336
Rockingham	3,441	510	867	1,293	608	124	27	9	*3	*	245,338	36	*36	*	*	*	195	405	1,150	50	132	185	954
Rowan	2,711	498	804	856	398	115	26	10	4	-----	189,630	87	80	4	3	----	230	1,608	2,569	125	259	556	961
Rutherford	3,313	465	986	1,230	503	113	10	*6	*	*	210,443	51	47	*4	*	*	93	907	634	69	128	326	592
Sampson	5,504	934	1,706	1,731	859	230	35	*9	*	*	354,050	70	*70	*	*	*	199	1,211	1,428	84	257	356	1,341
Scotland	1,218	356	396	278	142	41	*5	*	*	*	65,311	20	*20	*	*	*	46	377	220	29	46	121	173
Stanly	2,011	293	614	661	256	109	58	15	5	-----	171,242	35	32	*3	*	*	132	773	1,324	54	130	221	595
Stokes	3,420	431	918	1,235	680	131	19	3	*3	*	236,261	27	*27	*	*	*	185	426	1,712	31	185	193	780
Surry	3,577	497	1,013	1,245	651	121	29	15	*6	*	286,409	18	*18	*	*	*	120	2,502	957	29	91	518	506
Swain	1,280	294	438	400	116	*32	*	*	*	*	64,629	7	7	-----	----	----	31	79	466	7	14	54	38
Transylvania	799	172	224	249	118	27	*9	*	*	*	50,332	13	*13	*	*	*	17	299	163	19	22	136	139
Tyrrell	495	56	72	120	154	79	*14	*	*	*	54,353	31	*31	*	*	*	43	391	378	24	34	90	128
Union	3,675	555	997	1,024	521	307	189	66	12	4	444,557	198	1	184	8	5	291	5,903	3,601	234	432	1,566	2,298
Vance	1,851	231	458	692	373	82	11	4	-----	-----	130,099	17	*17	*	*	*	44	183	204	33	81	100	458
Wake	4,566	628	1,224	1,525	840	224	67	37	17	4	418,255	76	72	*4	*	*	183	1,100	1,435	103	181	443	1,089
Warren	2,249	313	533	808	463	117	9	*6	*	*	162,971	29	29	-----	----	----	44	239	174	40	56	118	229
Washington	731	147	193	188	141	52	6	*4	*	*	60,463	29	*29	*	*	*	55	433	293	38	64	135	350
Watauga	2,172	636	759	581	175	17	1	3	-----	-----	94,597	104	97	7	----	----	411	1,812	5,420	114	235	555	1,029
Wayne	3,794	426	916	1,348	856	204	35	6	3	-----	293,419	150	-----	*150	*	*	256	1,925	1,779	180	348	741	1,492
Wilkes	4,222	638	1,286	1,307	566	171	122	83	31	18	597,608	89	82	*7	*	*	228	1,667	2,283	102	195	439	849
Wilson	3,590	390	959	1,299	745	172	*25	*	*	*	254,944	52	52	-----	----	----	131	346	639	61	137	208	701
Yadkin	2,561	273	711	1,050	397	97	20	9	*4	*	195,535	28	*28	*	*	*	132	432	1,423	45	199	232	1,099
Yancey	2,324	409	767	776	312	50	*10	*	*	*	128,063	106	*106	*	*	*	420	1,216	4,486	137	279	512	1,098
NORTH DAKOTA																							
State total	57,976	4,579	8,361	16,090	18,860	8,785	1,138	150	13	-----	6,496,383	29,798	20,630	6,307	2,155	706	38,990	1,408,652	1,457,930	32,697	43,673	248,450	315,377
Adams	524	67	102	182	141	28	4	-----	-----	-----	41,618	145	103	35	*7	*	345	5,213	9,255	169	355	1,255	2,705
Barnes	1,591	125	224	435	504	259	36	8	-----	-----	185,393	1,045	633	244	130	38	1,259	59,430	54,321	1,090	1,302	9,660	11,453
Benson	1,266	140	216	398	337	149	22	*4	*	*	126,946	631	456	121	38	16	828	28,372	26,413	702	990	5,766	7,071
Billings	396	18	77	160	118	*23	*	*	*	*	32,935	131	110	18	*3	*	214	3,559	3,749	156	250	787	1,185
Bottineau	1,604	200	311	495	453	121	*24	*	*	*	139,116	849	632	171	35	11	1,042	32,629	32,976	891	1,203	5,775	7,559
Bowman	467	41	92	146	146	37	*5	*	*	*	41,697	176	119	43	9	5	324	7,579	11,138	208	334	1,694	2,423
Burke	856	153	225	303	147	25	3	-----	-----	-----	54,666	334	268	48	11	7	538	11,767	13,415	374	589	2,198	3,326
Burleigh	945	74	142	243	320	143	20	*3	*	*	107,408	570	388	124	54	4	658	24,710	22,079	663	687	5,532	4,637
Cass	2,062	56	176	408	710	574	112	22	4	-----	346,523	1,023	660	203	96	64	1,566	66,154	67,968	1,034	1,574	9,693	14,906
Cavalier	1,594	192	309	523	432	129	9	-----	-----	-----	132,990	448	368	59	15	6	844	15,237	23,656	517	1,014	2,519	5,420
Dickey	1,024	54	100	267	358	207	34	4	-----	-----	137,194	768	478	184	84	22	711	41,009	27,430	830	839	7,629	6,805
Divide	919	127	239	325	175	*53	*	*	*	*	65,580	273	203	52	12	6	710	11,830	25,925	311	824	2,202	6,181
Dunn	1,150	80	146	309	429	165	*21	*	*	*	127,338	582	392	146	37	7	645	24,223	22,813	670	840	4,322	5,228
Eddy	525	55	90	157	150	59	11	3	-----	-----	54,010	359	243	92	21	3	426	14,982	18,772	393	414	3,045	2,907
Emmons	1,219	50	92	259	519	281	*18	*	*	*	160,207	576	446	90	31	9	748	21,527	23,042	711	758	5,022	4,201
Foster	535	33	74	152	181	82	*13	*	*	*	63,114	385	257	92	28	8	397	18,152	17,361	411	497	3,305	4,166
Golden Valley	379	22	65	113	125	51	3	-----	-----	-----	39,017	108	88	*20	*	*	175	3,295	4,253	116	208	703	1,364
Grand Forks	1,547	127	227	431	479	227	44	12	-----	-----	181,759	763	472	160	89	42	1,394	59,198	74,153	750	1,317	5,951	10,677
Grant	1,078	53	82	291	436	195	*21	*	*	*	132,288	450	371	65	14	----	616	13,611	17,820	529	674	3,003	3,718
Griggs	674	94	152	211	156	51	10	-----	-----	-----	54,426	515	295	127	49	44	635	41,258	34,541	523	649	5,060	5,183
Hettinger	862	29	67	207	351	188	*20	*	*	*	116,385	362	278	61	*23	*	561	12,600	16,343	428	614	2,668	3,664
Kidder	824	71	124	250	281	91	*7	*	*	*	79,971	598	370	175	46	7	637	27,603	22,542	657	723	5,129	4,530
La Moure	1,123	74	143	310	419	162	*15	*	*	*	123,642	738	483	179	59	17	826	36,166	30,707	817	930	6,704	7,672
Logan	911	39	91	257	366	154	4	-----	-----	-----	102,371	614	456	112	39	7	657	24,588	24,808	716	653	5,059	3,862
McHenry	1,603	139	246	470	526	199	*23	*	*	*	160,791	1,104	693	270	96	45	1,085	62,146	42,059	1,172	1,384	10,960	11,699
McIntosh	979	13	49	254	491	167	5	-----	-----	-----	121,385	538	429	95	14	----	430	16,920	11,969	691	608	4,294	3,142
McKenzie	1,159	174	264	369	278	65	*9	*	*	*	87,542	316	209	63	32	12	701	16,403	27,039	361	671	2,936	5,574
McLean	1,851	132	225	517	654	295	*28	*	*	*	204,290	1,155	758	287	88	22	1,138	51,980	36,780	1,304	1,475	10,605	12,430
Mercer	951	24	77	193	403	228	*26	*	*	*	182,518	644	430	159	46	9	516	28,286	14,788	720	747	5,500	4,639
Morton	1,499	57	132	385	617	274	29	5	-----	-----	190,109	772	544	158	53	17	798	34,929	27,781	857	965	6,333	5,787
Mountrail	1,285	208	311	409	269	79	6	3	-----	-----	95,498	560	389	132	31	8	946	23,130	29,466	619	1,026	4,178	6,575
Nelson	989	124	169	319	253	115	*9	*	*	*	90,793	519	328	118	55	18	935	35,392	62,701	519	838	3,792	7,108
Oliver	558	30	64	146	210	100	*8	*	*	*	65,430	369	262	68	33	6	409	15,841	13,815	423	475	3,315	3,161
Pembina	1,383	123	247	441	404	139	26	3	-----	-----	133,120	706	528	113	47	18	1,179	30,153	51,047	721	1,246	5,209	9,579
Pierce	976	65	145	253	344	152	14	3	-----	-----	110,380	593	425	117	39	12	513	25,502	15,317	663	738	5,003	4,793
Ramsey	1,184	104	185	334	347	182	*32	*	*	*	131,258	547	418	93	29	7	744	20,306	25,644	559	836	3,437	5,799

COUNTY TABLE 2.—CHICKENS AND TURKEYS—FARMS REPORTING CLASSIFIED BY NUMBER RAISED, 1939; WITH NUMBER OF CHICKENS RAISED, 1939 AND OF TURKEYS RAISED, 1939 AND 1929; AND FARMS REPORTING AND NUMBER OF TURKEYS ON HAND, 1940 AND 1935—Continued

(See text for explanation of asterisks)

STATE AND COUNTY	CHICKENS RAISED, 1939											TURKEYS RAISED								TURKEYS ON HAND (over 4 mo. old, Apr. 1, 1940; over 3 mo. old, Jan. 1, 1935)			
	Farms reporting, by number raised										Number raised	Farms reporting, by number raised, 1939					Farms reporting, 1929	Number raised		Farms reporting		Number	
	Total	Under 25	25 to 49	50 to 99	100 to 199	200 to 399	400 to 799	800 to 1,599	1,600 to 3,199	3,200 and over		Total	Under 50	50 to 99	100 to 199	200 and over		1939	1929	1940	1935	1940	1935
NORTH DAKOTA—Continued																							
Ransom	1,016	62	113	263	348	203	*27	*	*	*	126,882	691	443	165	65	18	733	35,146	30,185	781	891	7,001	7,394
Renville	777	69	160	264	217	*67	*	*	*	*	65,780	434	309	101	*24	*	502	16,395	16,298	456	608	2,902	3,488
Richland	2,013	53	150	341	634	665	152	*18	*	*	367,403	892	569	190	88	45	1,136	63,269	40,450	940	1,341	9,196	12,301
Rolette	964	132	214	309	230	70	6	3	-----	-----	78,052	459	358	75	19	7	480	15,959	16,112	514	645	3,178	4,442
Sargent	1,057	32	76	222	401	274	48	*4	*	*	162,208	655	458	136	52	9	641	27,501	22,564	726	720	6,210	6,115
Sheridan	884	39	64	244	365	160	12	-----	-----	--- -	104,412	533	401	108	20	4	446	19,879	11,335	605	719	4,023	4,705
Sioux	306	28	44	76	99	53	*6	*	*	*	34,837	82	78	1	3	----	190	1,592	4,971	106	190	536	1,145
Slope	450	47	89	165	114	*35	*	*	*	*	36,008	182	126	34	17	5	337	9,247	11,732	210	336	1,489	2,503
Stark	1,160	28	74	246	505	277	25	5	-----	-----	164,471	514	374	101	32	7	569	20,270	13,424	600	673	3,845	4,096
Steele	758	77	120	209	226	109	12	*5	*	*	83,299	381	259	78	30	14	689	19,015	36,595	384	625	3,012	5,252
Stutsman	1,762	93	199	502	624	296	44	4	-----	-----	212,791	1,277	805	334	107	31	1,338	64,640	51,189	1,370	1,553	11,286	10,850
Towner	811	77	145	253	232	86	15	3	-----	-----	81,150	383	321	46	12	4	572	12,419	17,220	396	629	2,401	4,432
Traill	1,110	55	117	228	354	282	65	*9	*	*	176,072	406	250	89	45	22	857	28,536	40,751	411	798	3,550	6,384
Walsh	1,940	148	267	541	724	232	24	*4	*	*	203,762	624	426	143	43	12	1,492	27,714	68,948	697	1,419	4,112	9,213
Ward	1,834	188	365	551	495	208	*27	*	*	*	171,606	940	663	205	59	13	1,077	40,038	33,570	1,019	1,362	7,485	9,145
Wells	1,259	67	142	315	472	243	*20	*	*	*	151,[illegible]	744	551	149	32	12	775	29,610	23,114	820	965	5,615	6,331
Williams	1,383	217	342	439	291	83	5	6	-----	-----	106,54[illegible]	335	257	60	*18	*	1,006	11,742	35,606	387	952	2,366	6,452
OHIO																							
State total	171,782	12,796	22,789	37,172	44,513	39,659	11,881	2,274	498	200	29,439,980	6,775	4,953	757	482	583	10,691	601,659	177,322	7,422	15,863	84,328	112,467
Adams	2,048	115	341	630	626	287	44	5	-----	-----	224,613	77	66	5	*6	*	119	2,292	1,079	106	200	585	1,215
Allen	2,027	87	145	316	544	671	225	28	7	4	434,966	32	19	2	2	9	30	7,086	353	30	98	1,125	921
Ashland	1,626	130	212	272	416	427	115	42	*12	*	309,040	44	28	11	2	3	135	2,376	4,306	58	171	362	1,401
Ashtabula	2,862	408	498	659	649	448	147	43	*10	*	394,007	53	36	6	7	4	133	3,205	1,401	66	131	420	1,553
Athens	1,707	223	352	507	408	170	36	4	*7	*	176,504	70	52	8	6	4	112	4,304	1,519	82	194	636	1,235
Auglaize	1,944	31	96	233	414	752	358	48	5	7	550,153	29	19	1	5	4	40	2,541	1,024	40	64	681	451
Belmont	2,556	351	525	721	561	291	75	21	7	4	311,627	155	123	20	9	3	343	10,446	5,034	184	502	1,783	3,120
Brown	2,759	164	381	786	924	440	55	*9	*	*	322,284	172	147	12	9	4	275	7,358	3,514	209	421	1,564	2,562
Butler	2,174	117	243	519	705	483	81	18	5	3	328,834	144	122	6	9	7	130	5,835	1,190	184	196	1,500	1,116
Carroll	1,502	198	242	372	374	248	55	*13	*	*	183,428	60	52	5	*3	*	177	1,943	2,489	71	172	396	997
Champaign	1,663	75	198	353	480	446	95	11	5	-----	270,564	86	71	7	*8	*	96	3,084	951	100	187	838	1,180
Clark	1,784	127	240	455	488	359	89	20	*6	*	262,841	156	124	17	9	6	68	8,038	1,819	170	221	1,420	1,266
Clermont	2,739	256	415	778	760	380	111	28	7	4	491,761	83	70	4	*9	*	75	2,511	481	109	226	596	1,054
Clinton	1,584	62	151	329	515	430	78	15	*4	*	262,009	80	56	11	7	6	81	5,607	1,083	81	192	1,197	1,550
Columbiana	2,495	229	332	551	602	541	188	43	*9	*	456,753	78	53	7	9	9	127	13,079	1,725	67	149	2,549	1,403
Coshocton	1,898	168	301	445	556	331	75	18	*4	*	255,798	55	47	3	*5	*	239	2,878	4,091	59	248	445	1,263
Crawford	1,619	52	103	218	430	615	170	24	4	3	356,677	21	15	1	1	4	62	1,516	4,078	23	57	206	506
Cuyahoga	1,240	144	245	328	276	163	53	22	6	3	213,766	76	50	5	11	10	31	7,212	318	72	49	643	566
Darke	3,809	124	322	612	986	1,275	380	81	12	17	944,970	126	89	11	7	19	155	17,573	2,134	133	294	1,615	2,192
Defiance	1,755	66	116	245	402	593	280	45	*8	*	435,849	31	13	3	4	11	65	7,214	1,211	28	84	840	859
Delaware	1,960	135	260	453	571	407	114	15	5	-----	298,102	163	107	23	17	16	279	13,119	5,414	180	369	1,891	3,153
Erie	1,068	68	135	250	290	237	71	12	*5	*	177,574	25	20	2	*3	*	62	912	690	38	76	281	426
Fairfield	2,363	126	259	501	751	558	135	25	5	3	390,053	53	43	6	1	3	44	1,825	399	44	75	225	538
Fayette	1,335	20	100	269	497	380	58	*11	*	*	214,087	77	66	7	1	3	73	3,163	672	92	131	483	668
Franklin	2,316	160	287	533	631	494	153	43	11	4	411,683	53	33	9	4	7	48	4,671	375	72	140	563	1,094
Fulton	1,982	50	94	170	331	694	498	120	19	6	669,583	50	10	1	3	36	59	58,324	852	24	69	2,864	390
Gallia	2,105	202	448	653	511	229	50	*12	*	*	219,144	72	59	9	1	3	150	2,332	2,092	90	236	521	1,405
Geauga	1,631	207	257	318	343	333	129	27	13	4	336,326	38	25	5	*8	*	55	3,106	731	44	74	407	453
Greene	1,859	67	176	451	702	404	49	10	-----	-----	255,215	104	80	13	*11	*	104	6,962	1,889	101	215	1,186	1,395

Guernsey	2,062	251	379	600	514	243	62	9	4	-----	228,564	97	65	17	4	11	206	7,576	3,380	118	323	871	2,057
Hamilton	1,692	241	332	500	354	176	57	20	6	6	220,726	65	50	4	4	7	40	8,084	341	93	97	1,026	649
Hancock	2,264	55	143	324	673	814	214	34	3	4	482,602	61	36	4	12	9	74	8,091	820	56	90	1,049	1,129
Hardin	1,896	62	127	284	438	726	228	24	*7	*	416,695	60	41	11	4	4	82	4,179	1,475	61	145	627	1,271
Harrison	1,292	157	254	400	309	126	39	*7	*	*	134,384	160	111	34	7	8	239	9,447	5,551	178	399	1,304	2,690
Henry	1,980	24	53	105	300	872	518	89	15	4	664,939	13	9	-----	*4	*	47	953	907	15	53	138	220
Highland	2,551	107	241	554	835	651	144	16	*3	*	403,070	204	134	41	18	11	269	10,591	7,552	214	401	1,590	2,829
Hocking	1,004	151	213	273	235	112	16	*4	*	*	96,336	34	30	4	-----	-----	27	657	132	42	60	236	321
Holmes	1,822	79	93	180	383	631	360	81	*15	*	528,661	9	5	-----	*4	*	61	794	599	13	59	59	274
Huron	1,787	127	241	343	481	449	124	14	*8	*	299,465	106	86	12	1	7	176	10,456	2,743	125	219	909	1,405
Jackson	1,320	172	307	380	277	140	33	8	*3	*	138,663	14	8	-----	2	4	26	5,491	192	14	60	546	420
Jefferson	1,539	181	274	408	406	187	61	18	4	-----	190,496	76	52	9	10	5	143	5,043	2,217	82	200	686	933
Knox	2,081	89	249	449	610	512	139	22	6	5	411,988	80	47	12	4	17	199	34,106	3,780	91	265	9,765	3,789
Lake	789	98	143	170	153	140	46	30	9	-----	144,076	36	23	3	5	5	44	2,540	932	34	30	224	360
Lawrence	2,094	422	565	668	301	111	23	4	-----	-----	143,526	42	39	*3	*	*	156	874	2,137	61	125	278	625
Licking	2,780	209	437	658	743	533	153	34	*13	*	428,794	187	129	38	7	13	273	10,851	4,202	197	436	1,911	3,392
Logan	1,837	70	162	322	524	591	145	20	3	-----	342,281	80	70	7	----	3	94	3,182	1,181	106	174	754	1,294
Lorain	2,458	215	387	615	616	446	122	40	*17	*	384,572	81	48	10	10	13	104	7,878	1,027	91	161	1,869	1,483
Lucas	1,618	133	219	410	435	302	91	20	5	3	271,370	33	22	4	3	4	35	3,592	680	37	84	344	535
Madison	1,279	43	101	221	419	366	106	20	3	-----	241,627	118	94	9	8	7	95	6,184	1,059	125	216	811	1,382
Mahoning	1,610	215	295	385	408	317	143	34	*13	*	310,851	61	34	8	6	13	67	12,069	741	67	95	559	967
Marion	1,418	49	99	195	395	534	120	19	*7	*	304,485	48	35	4	4	5	49	3,359	751	42	68	344	446
Medina	2,055	148	250	390	494	477	214	62	17	3	438,994	85	49	5	9	22	134	13,748	3,068	89	197	1,470	2,192
Meigs	1,917	210	411	533	413	254	75	5	8	8	268,287	82	66	*16	*	*	157	3,355	3,096	86	316	549	1,831
Mercer	2,217	43	118	313	619	856	226	32	6	4	494,376	67	42	7	9	9	139	6,330	1,849	70	150	723	964
Miami	2,218	117	243	461	572	661	121	29	11	3	404,554	52	39	4	4	5	58	4,734	602	61	162	574	1,061
Monroe	1,917	234	398	582	465	193	34	*11	*	*	200,480	157	132	18	4	3	264	5,205	3,840	171	316	775	1,415
Montgomery	3,002	173	320	697	855	694	196	48	12	7	545,734	133	98	12	10	13	190	9,410	1,968	129	412	917	2,798
Morgan	1,536	143	288	424	410	218	43	*10	*	*	177,167	158	113	23	16	6	309	7,814	6,789	159	425	1,125	3,256
Morrow	1,819	126	235	343	483	518	100	*14	*	*	286,852	136	100	13	11	12	214	9,314	3,989	139	320	1,456	2,698
Muskingum	2,406	246	419	601	664	391	67	*18	*	*	290,096	179	143	15	11	10	400	9,919	7,662	169	546	1,160	3,493
Noble	1,710	228	352	496	447	157	23	*7	*	*	155,471	308	238	39	18	13	586	15,025	13,439	304	712	2,916	4,080
Ottawa	1,197	45	119	268	373	318	64	7	3	-----	188,742	22	13	2	3	4	65	3,281	1,168	28	85	304	702
Paulding	1,326	41	91	211	353	473	143	*14	*	*	265,355	36	27	3	3	3	124	6,015	2,020	42	143	963	1,269
Perry	1,674	191	350	438	385	255	43	*12	*	*	185,698	82	68	8	*6	*	80	3,072	1,977	80	123	347	906
Pickaway	1,523	37	110	284	520	451	98	17	*6	*	282,157	80	63	6	6	5	61	4,669	324	71	97	539	602
Pike	1,210	108	241	368	345	119	26	3	-----	-----	117,912	14	10	*4	*	*	22	495	173	23	65	159	337
Portage	2,356	284	464	567	512	380	112	37	11	9	392,271	51	41	3	2	5	85	4,835	954	72	125	360	716
Preble	2,164	95	194	393	717	616	123	16	6	4	404,248	102	78	13	5	6	160	7,848	3,158	97	230	974	2,183
Putnam	2,357	43	107	226	509	1,040	384	37	8	3	610,158	55	12	3	6	14	94	14,654	1,829	33	112	1,672	1,699
Richland	2,053	112	203	406	556	571	169	27	9	-----	374,615	55	44	6	2	3	101	2,024	1,943	75	144	649	818
Ross	2,117	183	350	583	589	340	63	*9	*	*	247,495	129	109	7	5	8	95	6,146	946	138	218	1,009	1,079
Sandusky	1,705	77	172	305	452	542	140	14	3	-----	306,270	37	15	15	3	4	51	3,824	951	31	46	277	500
Scioto	2,247	359	625	657	401	167	27	*11	*	*	178,920	28	25	*3	*	*	32	1,141	236	32	79	167	387
Seneca	2,200	62	166	348	588	800	198	32	*6	*	450,128	52	39	1	2	10	61	12,160	789	43	84	1,405	749
Shelby	1,906	49	114	243	492	747	227	30	*4	*	429,460	66	50	7	5	4	91	3,328	856	80	136	695	717
Stark	2,979	321	444	645	745	581	171	54	10	8	511,486	54	40	5	3	6	108	5,615	826	67	138	932	974
Summit	1,817	240	369	463	427	219	62	27	6	4	258,893	40	26	4	*10	*	75	2,369	751	49	55	559	279
Trumbull	2,668	296	525	653	636	384	118	39	12	5	382,562	65	50	3	6	6	93	3,857	865	83	121	458	1,142
Tuscarawas	2,066	182	361	522	514	352	105	25	*5	*	291,108	39	22	7	2	8	83	3,643	664	44	89	852	479
Union	1,777	76	167	340	554	512	108	*20	*	*	312,417	104	68	9	15	12	182	14,258	3,501	108	270	1,456	1,885
Van Wert	1,870	26	131	270	542	715	168	*18	*	*	384,728	41	22	6	4	9	92	10,548	1,285	29	99	403	695
Vinton	914	140	222	280	189	63	17	3	-----	-----	73,738	23	*23	*	*	*	34	803	434	31	56	154	279
Warren	1,961	117	278	549	554	356	79	21	*7	*	282,631	112	94	*18	*	*	141	2,644	1,996	137	254	842	1,443
Washington	2,431	398	559	662	487	251	64	*10	*	*	228,815	32	28	*4	*	*	53	982	433	47	79	333	707
Wayne	2,909	145	213	426	673	845	453	121	24	9	800,410	48	27	5	7	9	149	5,924	2,396	45	135	435	908
Williams	1,751	69	107	187	313	722	294	50	6	3	466,537	67	28	8	9	22	71	20,105	1,532	55	140	1,922	1,346
Wood	2,482	103	211	455	733	749	208	18	*5	*	449,732	46	31	8	2	5	111	4,051	1,527	55	149	802	884
Wyandot	1,542	37	74	212	380	607	207	19	6	-----	355,101	30	19	3	5	3	53	2,025	2,153	31	54	473	571
OKLAHOMA State total	149,062	15,898	24,271	39,174	42,008	23,268	3,938	409	63	33	16,946,645	30,880	20,859	6,542	2,738	741	34,514	1,417,586	804,262	35,910	34,580	289,853	229,659
Adair	1,486	290	374	418	321	76	*7	*	*	*	101,144	25	*25	*	*	*	100	481	1,256	47	118	190	562
Alfalfa	1,618	26	65	239	553	601	123	*11	*	*	314,100	491	274	139	63	15	481	27,717	13,616	511	539	4,632	4,665
Atoka	1,825	368	475	545	331	99	*7	*	*	*	119,042	299	224	63	*12	*	393	10,010	5,089	388	422	2,630	2,648
Beaver	1,337	47	76	203	484	425	89	13	-----	-----	238,493	286	204	46	23	13	511	13,407	12,018	294	292	2,290	1,531
Beckham	2,043	74	185	513	806	415	44	3	*3	*	270,387	381	257	100	33	11	766	18,884	20,101	410	386	3,293	2,074

COUNTY TABLE 2.—CHICKENS AND TURKEYS—FARMS REPORTING CLASSIFIED BY NUMBER RAISED, 1939; WITH NUMBER OF CHICKENS RAISED, 1939 AND OF TURKEYS RAISED, 1939 AND 1929; AND FARMS REPORTING AND NUMBER OF TURKEYS ON HAND, 1940 AND 1935—Continued

(See text for explanation of asterisks)

STATE AND COUNTY	CHICKENS RAISED, 1939											TURKEYS RAISED								TURKEYS ON HAND (over 4 mo. old, Apr. 1, 1940; over 3 mo. old, Jan. 1, 1935)			
	Farms reporting, by number raised										Number raised	Farms reporting, by number raised, 1939					Farms reporting, 1929	Number raised		Farms reporting		Number	
	Total	Under 25	25 to 49	50 to 99	100 to 199	200 to 399	400 to 799	800 to 1,599	1,600 to 3,199	3,200 and over		Total	Under 50	50 to 99	100 to 199	200 and over		1939	1929	1940	1935	1940	1935
OKLAHOMA—Con.																							
Blaine	1,823	57	136	273	586	604	153	*14	*	*	333,616	556	345	129	65	17	513	29,806	12,638	596	498	5,573	3,480
Bryan	3,093	378	614	938	882	249	28	4	-----	-----	261,694	1,043	737	249	46	11	955	40,958	17,005	1,255	1,094	10,544	7,200
Caddo	3,774	224	415	946	1,295	771	106	14	*3	*	492,483	723	479	156	65	23	662	34,284	9,299	835	750	6,820	4,458
Canadian	2,076	61	120	320	736	708	115	16	-----	-----	363,337	537	358	111	48	20	421	25,917	8,314	595	466	5,361	3,500
Carter	2,214	233	473	746	576	152	27	*7	*	*	198,878	675	466	156	48	5	631	26,857	11,270	817	678	6,354	3,717
Cherokee	2,034	357	537	631	372	125	9	3	-----	-----	140,811	89	84	5	----	----	113	1,289	570	140	141	734	597
Choctaw	2,603	584	738	803	380	90	8	-----	-----	-----	150,577	172	161	*11	*	*	488	3,452	5,248	236	457	1,327	2,153
Cimarron	420	15	35	93	137	133	7	-----	-----	-----	60,124	53	44	3	3	3	165	2,866	5,310	57	98	425	621
Cleveland	1,746	159	293	480	506	265	34	*9	*	*	196,673	354	277	54	16	7	322	11,611	5,609	437	291	3,422	1,714
Coal	1,373	192	322	454	304	92	*9	*	*	*	104,000	374	281	75	*18	*	281	12,810	4,047	433	382	3,263	2,565
Comanche	1,703	108	160	404	557	376	85	10	3	-----	250,200	700	339	191	132	38	1,009	49,591	35,421	710	793	7,341	5,944
Cotton	1,302	54	97	289	499	300	60	3	-----	-----	188,123	807	247	300	204	56	1,026	70,685	46,272	799	1,046	9,438	10,125
Craig	1,863	168	238	448	613	327	63	6	-----	-----	230,700	269	220	32	*17	*	92	7,480	1,154	330	159	2,095	932
Creek	2,499	425	591	753	555	151	18	6	-----	-----	187,761	268	242	18	*8	*	266	6,505	1,611	416	410	2,803	2,233
Custer	1,920	48	130	344	708	578	103	9	-----	-----	313,815	511	328	132	41	10	448	24,726	9,249	542	471	4,681	2,794
Delaware	2,146	303	471	648	483	199	36	*6	*	*	189,491	38	32	*6	*	*	34	909	203	58	97	394	456
Dewey	1,631	70	118	356	576	444	64	3	-----	-----	238,259	501	348	101	43	9	515	22,120	11,258	553	438	4,156	3,004
Ellis	1,200	48	77	224	436	353	57	*5	*	*	187,479	265	184	61	15	5	434	11,004	11,982	283	252	2,109	1,540
Garfield	2,412	56	117	330	795	902	199	10	*3	*	471,076	587	401	129	45	12	545	25,610	12,820	637	664	5,156	4,897
Garvin	2,666	285	482	846	779	237	29	8	-----	-----	244,126	1,031	724	244	57	6	1,216	41,179	27,491	1,244	1,101	8,826	7,036
Grady	3,241	303	522	874	992	461	76	10	*3	*	361,046	796	547	176	60	13	1,044	32,990	18,124	980	950	6,998	5,729
Grant	1,934	33	72	220	603	775	212	*19	*	*	411,141	463	289	103	55	16	535	25,335	13,789	503	620	5,616	4,736
Greer	1,447	46	119	311	584	347	36	*4	*	*	202,033	383	251	85	35	12	830	18,937	28,569	361	446	2,714	2,669
Harmon	1,062	50	88	252	430	222	*20	*	*	*	135,142	293	205	66	19	3	783	11,651	28,197	293	351	2,276	2,405
Harper	766	31	53	134	238	250	51	*9	*	*	140,026	237	127	64	33	13	365	15,717	11,953	220	240	1,894	1,593
Haskell	1,622	262	379	577	321	73	10	-----	-----	-----	110,597	102	93	*9	*	*	248	2,039	2,100	118	263	806	1,611
Hughes	2,337	274	479	777	596	192	13	*6	*	*	196,557	198	162	25	7	4	250	6,033	2,807	294	267	1,959	1,593
Jackson	1,725	69	190	412	715	303	33	*3	*	*	213,707	398	245	104	39	10	884	20,425	32,490	401	562	3,072	3,568
Jefferson	1,378	88	189	392	441	237	28	3	-----	-----	158,167	755	296	261	166	32	865	56,745	30,393	855	885	9,230	7,047
Johnston	1,479	157	277	501	388	128	24	*4	*	*	161,931	415	278	98	28	11	536	19,227	12,290	510	545	4,510	4,203
Kay	2,160	52	136	361	722	731	143	*15	*	*	386,829	497	379	65	32	21	204	22,469	1,959	511	388	4,315	2,564
Kingfisher	1,873	36	81	277	608	690	166	*15	*	*	363,748	631	401	161	52	17	589	30,339	16,252	679	818	5,642	6,367
Kiowa	2,151	119	232	546	783	407	*64	*	*	*	264,507	772	341	232	143	50	1,012	57,366	34,656	767	755	7,274	5,453
Latimer	944	213	297	241	145	42	*6	*	*	*	56,216	25	25	-----	----	----	153	390	965	40	98	253	445
Le Flore	3,442	726	1,027	1,152	438	84	9	*6	*	*	196,866	128	108	14	*6	*	293	3,687	3,470	179	343	1,072	1,965
Lincoln	3,199	285	486	938	1,010	415	54	11	-----	-----	335,076	584	443	103	32	6	602	20,208	8,383	754	605	5,239	3,527
Logan	1,943	131	217	468	595	444	79	5	*4	*	277,175	624	498	72	42	12	323	22,403	4,188	697	476	5,214	3,462
Love	1,242	153	253	376	357	91	7	*3	*	*	102,649	502	323	142	*37	*	552	22,483	10,988	583	553	4,555	3,623
McClain	1,983	144	298	562	662	265	48	*4	*	*	224,282	411	304	73	31	3	571	15,088	10,311	494	459	3,750	2,464
McCurtain	3,585	1,091	1,127	858	426	73	*10	*	*	*	175,870	94	90	*4	*	*	243	1,432	1,674	176	238	864	963
McIntosh	2,136	392	517	668	423	121	12	*3	*	*	151,137	160	134	17	*9	*	352	4,420	2,763	260	346	1,806	1,774
Major	1,817	81	129	321	611	569	99	*7	*	*	312,361	493	303	127	51	12	572	24,615	16,117	510	527	4,220	3,786
Marshall	1,103	166	229	352	269	78	*9	*	*	*	88,444	430	271	119	35	5	440	19,776	10,879	491	592	4,079	4,543
Mayes	2,049	208	331	539	562	337	67	*5	*	*	247,934	180	153	16	8	3	54	5,458	395	223	93	1,547	542
Murray	832	64	133	300	249	74	*12	*	*	*	77,244	261	184	55	18	4	261	10,923	5,003	344	287	2,543	1,683
Muskogee	2,877	497	617	839	657	210	53	*4	*	*	233,632	207	189	11	4	3	213	4,036	1,417	335	380	1,835	1,821
Noble	1,420	45	86	193	477	515	99	5	-----	-----	254,828	491	314	112	51	14	276	23,533	5,425	498	329	3,844	2,904
Nowata	1,385	87	179	364	451	249	48	*7	*	*	175,837	177	135	26	12	4	87	6,158	704	221	178	1,726	1,379
Okfuskee	2,258	376	519	691	507	146	15	4	-----	-----	170,651	306	274	24	*8	*	376	7,064	4,597	403	442	2,500	2,136
Oklahoma	2,457	262	375	664	689	372	67	18	6	4	317,143	515	404	73	26	12	355	19,300	4,985	600	527	5,185	3,097

Okmulgee	2,236	327	518	684	497	186	21	3	-----	-----	179,404	362	317	32	10	3	262	7,965	1,497	471	470	2,769	2,548
Osage	1,777	184	275	515	524	236	37	*6	*	*	190,663	398	329	44	18	7	142	15,001	1,660	584	381	4,913	3,038
Ottawa	1,565	113	269	434	443	246	52	8	-----	-----	183,161	63	55	-----	*8	*	28	1,794	99	98	105	548	678
Pawnee	1,520	131	235	398	497	222	32	*5	*	*	172,154	458	328	77	44	9	143	17,960	2,281	570	314	5,011	1,887
Payne	2,109	153	294	567	679	363	45	5	*3	*	268,278	582	441	95	38	8	365	21,276	5,725	629	482	5,194	4,118
Pittsburg	2,870	430	672	953	611	177	21	*6	*	*	216,046	289	250	28	*11	*	248	7,638	2,538	421	336	2,969	2,119
Pontotoc	2,176	241	447	749	537	165	33	*4	*	*	187,754	457	348	85	20	4	645	15,845	10,359	630	751	4,440	5,064
Pottawatomie	2,906	387	574	932	730	248	30	*5	*	*	252,397	529	437	62	21	9	308	17,844	4,287	717	397	5,535	2,278
Pushmataha	1,591	358	400	533	243	54	3	-----	-----	-----	93,290	64	54	5	*5	*	235	2,901	3,350	79	174	719	1,125
Roger Mills	1,573	58	156	322	638	345	49	5	-----	-----	214,929	499	299	123	63	14	870	27,847	26,387	544	493	4,344	3,053
Rogers	1,871	258	335	523	503	213	33	*6	*	*	195,167	255	211	22	17	5	84	8,097	1,153	304	262	2,345	1,576
Seminole	2,378	466	601	692	475	124	15	5	-----	-----	165,881	247	226	17	*4	*	272	5,066	3,102	352	285	2,250	1,473
Sequoyah	2,045	522	570	611	288	44	*10	*	*	*	110,993	96	91	*5	*	*	314	1,583	3,321	158	358	758	1,577
Stephens	2,221	246	435	677	603	221	36	3	-----	-----	202,887	989	574	279	115	21	1,007	52,145	25,298	1,141	990	9,060	6,887
Texas	997	46	65	170	341	303	68	4	-----	-----	167,393	174	106	36	27	5	383	9,691	8,655	190	300	1,532	2,170
Tillman	1,715	67	125	361	660	432	64	*6	*	*	248,038	415	210	125	64	16	774	26,005	32,937	429	589	3,648	4,304
Tulsa	1,953	250	363	558	500	211	50	9	7	5	295,447	241	192	27	15	7	128	11,725	937	321	296	3,940	1,696
Wagoner	1,993	329	401	592	479	171	*21	*	*	*	164,237	217	199	11	*7	*	155	5,336	836	319	260	1,929	1,398
Washington	1,048	54	145	321	342	157	*29	*	*	*	119,287	175	134	28	4	9	83	6,757	1,349	242	206	2,341	2,169
Washita	3,080	111	244	692	1,199	726	97	*11	*	*	438,384	758	417	220	97	24	711	43,380	16,153	763	562	6,163	3,337
Woods	1,506	34	72	248	530	515	94	10	*3	*	320,074	628	351	165	86	26	518	39,802	15,612	608	482	5,355	3,446
Woodward	1,278	62	99	236	470	336	64	8	*3	*	211,616	421	259	112	40	10	584	21,523	22,032	417	479	3,595	3,620
OREGON																							
State total	38,036	10,731	8,172	7,969	5,462	3,306	1,514	630	182	70	4,825,192	4,534	2,305	504	404	1,321	10,016	1,677,851	600,359	3,931	8,491	170,972	178,296
Baker	935	141	176	275	234	80	19	*10	*	*	93,058	124	100	16	*8	*	375	3,861	19,674	139	266	931	2,400
Benton	944	259	208	200	134	104	25	*14	*	*	95,151	150	69	9	14	58	243	115,852	15,354	106	253	9,584	6,108
Clackamas	3,124	942	671	513	383	327	180	79	19	10	457,239	352	160	33	29	130	471	137,703	15,848	247	490	11,217	8,427
Clatsop	377	152	58	51	19	29	35	24	9	-----	78,999	16	*16	*	*	*	16	314	548	16	22	89	148
Columbia	1,173	446	296	201	111	63	64	17	*5	*	110,910	67	45	7	3	12	167	22,222	3,900	53	98	4,240	936
Coos	1,347	702	315	198	71	47	6	7	3	-----	71,782	99	80	11	*8	*	164	11,153	6,401	133	192	876	1,596
Crook	335	88	74	89	57	17	*10	*	*	*	25,681	33	25	1	2	5	169	4,005	12,655	19	113	125	1,104
Curry	185	107	42	19	11	*6	*	*	*	*	7,820	18	18	-----	----	----	54	295	1,998	28	57	168	570
Deschutes	686	134	149	153	120	65	35	22	*8	*	111,727	111	49	4	2	56	297	104,358	19,487	48	143	3,189	1,566
Douglas	1,829	519	343	350	228	172	125	69	16	7	316,848	563	148	89	74	252	1,005	210,979	108,451	450	935	18,754	40,795
Gilliam	224	27	30	80	64	32	*11	*	*	*	30,213	36	26	2	3	5	108	5,004	4,922	36	106	286	1,151
Grant	434	108	84	109	81	35	12	7	-----	-----	42,478	62	41	11	5	5	181	8,525	6,730	74	168	640	2,086
Harney	276	86	70	72	37	*11	*	*	*	*	16,145	41	33	*8	*	*	191	1,441	6,858	52	90	293	694
Hood River	537	200	158	97	41	25	7	6	3	-----	41,691	40	24	4	1	11	82	25,542	3,437	35	62	2,380	2,629
Jackson	1,681	514	388	375	208	122	54	14	*6	*	167,619	254	123	38	32	61	626	58,536	42,817	204	585	3,637	8,342
Jefferson	112	14	30	27	24	13	4	-----	-----	-----	11,092	16	12	1	----	3	83	2,206	2,594	23	47	136	521
Josephine	1,073	331	265	236	124	66	32	13	6	-----	102,517	85	43	13	8	21	330	28,713	26,874	88	221	2,676	3,739
Klamath	913	231	172	197	174	93	28	12	*6	*	120,009	129	100	13	5	11	347	33,627	12,427	129	326	956	4,397
Lake	285	69	67	88	37	31	8	*5	*	*	29,984	34	31	*3	*	*	120	733	3,187	31	88	149	643
Lane	2,738	792	530	428	289	308	223	120	36	12	590,085	336	120	37	31	148	503	183,120	28,409	240	455	12,888	11,918
Lincoln	544	236	163	89	36	11	*9	*	*	*	27,517	18	13	1	*4	*	55	1,742	836	40	51	323	331
Linn	2,337	533	480	481	385	307	116	27	4	4	388,444	390	165	40	49	136	912	171,732	61,209	313	713	20,534	17,916
Malheur	1,656	245	267	482	432	186	40	4	-----	-----	163,644	85	53	18	7	7	433	6,336	51,552	96	255	1,088	2,869
Marion	2,785	811	614	595	401	227	89	29	11	8	338,971	225	119	17	15	74	496	167,813	19,187	204	425	19,919	14,836
Morrow	368	55	67	93	84	50	13	6	-----	-----	45,735	81	54	5	4	18	206	13,408	13,783	70	188	1,019	2,471
Multnomah	1,057	348	237	192	105	79	53	26	11	6	208,578	39	14	3	1	21	86	28,752	1,974	46	75	5,089	1,122
Polk	1,023	334	247	204	140	60	21	14	3	-----	90,429	124	72	14	14	24	292	32,879	13,573	118	246	5,311	6,369
Sherman	255	25	33	82	64	43	*8	*	*	*	30,875	20	17	*3	*	*	77	754	2,152	23	91	194	549
Tillamook	607	309	154	93	28	14	*9	*	*	*	31,598	24	*24	*	*	*	33	531	545	32	26	110	119
Umatilla	1,603	293	330	389	330	173	59	22	*7	*	193,754	186	98	18	18	52	407	70,379	30,794	159	300	5,265	7,398
Union	946	156	180	279	209	93	20	*9	*	*	97,522	53	43	6	*4	*	155	2,156	2,799	54	123	346	910
Wallowa	767	135	177	258	153	33	11	-----	-----	-----	55,188	75	60	12	*3	*	189	2,882	4,271	88	227	592	1,656
Wasco	611	168	126	145	113	36	17	*6	*	*	53,408	107	80	10	9	8	228	9,782	6,477	117	206	938	1,811
Washington	2,418	692	542	490	275	226	118	46	21	8	368,846	192	85	16	16	75	301	61,776	10,368	151	291	6,477	5,467
Wheeler	192	35	37	50	54	13	*3	*	*	*	16,869	52	35	10	*7	*	138	2,205	8,671	50	124	424	1,383
Yamhill	1,659	496	392	331	206	113	88	21	8	4	192,766	297	113	36	32	116	476	146,535	29,597	219	433	30,129	13,319
PENNSYLVANIA																							
State total	121,826	13,525	17,860	23,496	25,901	24,054	11,053	4,252	1,204	483	28,018,758	7,198	5,175	841	554	628	12,741	606,830	175,089	7,377	13,656	78,183	109,662
Adams	2,420	170	275	414	563	627	279	65	17	10	581,636	287	204	41	26	16	318	15,866	5,627	289	495	3,054	3,421
Allegheny	1,928	187	321	408	415	365	126	65	22	19	495,682	146	102	14	16	14	112	12,552	567	150	161	1,343	949
Armstrong	2,268	365	457	512	519	303	85	20	*7	*	273,310	86	62	7	7	10	203	9,588	2,822	103	216	790	1,736
Beaver	1,485	176	268	345	353	238	77	22	*6	*	215,937	75	69	2	1	3	86	2,053	535	84	101	372	537
Bedford	2,443	222	487	612	567	419	109	24	3	-----	318,315	176	147	10	4	15	401	20,046	4,627	188	434	2,116	2,569

COUNTY TABLE 2.—CHICKENS AND TURKEYS—FARMS REPORTING CLASSIFIED BY NUMBER RAISED, 1939; WITH NUMBER OF CHICKENS RAISED, 1939 AND OF TURKEYS RAISED, 1939 AND 1929; AND FARMS REPORTING AND NUMBER OF TURKEYS ON HAND, 1940 AND 1935—Continued

(See text for explanation of asterisks)

STATE AND COUNTY	CHICKENS RAISED, 1939											TURKEYS RAISED								TURKEYS ON HAND (over 4 mo. old, Apr. 1, 1940; over 3 mo. old, Jan. 1, 1935)			
	Farms reporting, by number raised										Number raised	Farms reporting, by number raised, 1939					Farms reporting, 1929	Number raised		Farms reporting		Number	
	Total	Under 25	25 to 49	50 to 99	100 to 199	200 to 399	400 to 799	800 to 1,599	1,600 to 3,199	3,200 and over		Total	Under 50	50 to 99	100 to 199	200 and over		1939	1929	1940	1935	1940	1935
PENNSYLVANIA—Continued																							
Berks	4,074	234	327	675	932	1,037	584	196	63	26	1,241,095	327	207	30	37	53	544	49,553	7,704	314	561	5,842	10,677
Blair	1,467	232	280	367	303	208	53	19	*5	*	188,245	70	51	7	7	5	55	3,345	388	67	70	511	439
Bradford	2,518	283	304	346	507	611	309	117	32	9	657,793	80	52	7	8	13	184	7,264	3,958	95	150	1,111	986
Bucks	2,774	99	200	276	457	675	550	352	122	43	1,619,593	106	61	14	15	16	165	11,438	2,628	118	156	1,648	2,609
Butler	3,212	412	529	655	707	542	228	92	35	12	714,977	183	135	27	9	12	226	10,754	2,852	172	265	1,053	2,207
Cambria	2,054	358	496	532	370	207	68	19	*4	*	217,020	43	33	1	4	5	132	4,264	1,527	60	145	999	660
Cameron	132	28	26	38	28	7	*5	*	*	*	15,237	*1	*	*	*	*	4	*	12	*2	1	*	40
Carbon	532	49	60	113	97	115	61	25	*12	*	144,450	33	17	4	3	9	32	5,290	324	22	32	447	262
Centre	1,521	183	223	290	373	347	80	18	3	4	260,245	48	38	7	*3	*	108	3,861	1,776	58	122	1,261	1,107
Chester	2,809	219	310	496	649	647	321	111	34	22	793,191	353	243	46	35	29	843	27,414	15,743	332	695	3,399	8,172
Clarion	1,625	165	215	397	429	291	85	30	10	3	271,106	50	39	4	2	5	202	2,572	2,506	61	130	429	660
Clearfield	2,630	679	720	600	406	165	46	8	*6	*	215,132	78	63	5	4	6	132	5,365	1,683	83	125	653	859
Clinton	577	55	84	122	137	136	34	6	3	-----	93,256	24	19	*5	*	*	30	789	404	17	35	79	934
Columbia	1,588	93	131	213	356	455	229	74	22	15	538,510	38	24	5	----	9	40	13,695	846	34	54	1,307	748
Crawford	3,527	736	735	827	656	397	129	41	*6	*	387,049	78	61	8	4	5	151	5,011	1,555	94	180	626	1,163
Cumberland	2,187	100	194	396	581	642	210	50	*14	*	454,707	229	186	25	10	8	299	8,775	3,488	204	527	1,168	2,544
Dauphin	1,620	77	168	240	413	430	184	76	24	8	473,996	72	45	11	8	8	214	8,843	1,860	82	282	821	1,713
Delaware	414	41	58	108	95	61	26	14	8	3	108,868	52	39	5	3	5	90	4,092	1,702	56	41	1,065	502
Elk	499	96	126	109	104	37	19	*8	*	*	52,105	5	5	-----	----	----	8	78	14	5	3	44	21
Erie	2,609	376	457	611	551	382	138	69	19	6	435,694	36	27	2	2	5	26	4,723	253	41	50	1,214	237
Fayette	2,495	317	520	757	564	239	63	24	*11	*	281,315	201	168	12	11	10	268	8,700	2,139	230	374	1,516	1,681
Forest	176	53	49	27	21	22	*4	*	*	*	14,381	*1	*	*	*	*	2	*	65	-----	7	-----	144
Franklin	2,997	184	344	611	697	792	265	73	20	11	643,292	296	224	36	14	22	420	30,288	4,993	299	742	4,325	4,719
Fulton	1,229	144	186	268	302	226	78	16	6	3	208,895	157	128	16	*13	*	266	4,848	3,731	172	286	843	1,335
Greene	2,146	348	468	666	420	183	40	15	*6	*	219,436	298	240	34	15	9	265	13,322	3,616	313	526	2,180	2,665
Huntingdon	1,317	107	194	317	380	241	55	20	*3	*	190,909	161	136	13	5	7	283	7,484	3,819	167	314	932	1,360
Indiana	2,604	407	480	581	540	405	129	47	*15	*	377,451	106	70	16	9	11	265	11,360	3,407	135	283	1,141	1,655
Jefferson	1,697	263	310	367	366	275	73	34	6	3	251,629	33	22	5	*6	*	132	2,387	1,063	32	52	300	247
Juniata	1,140	76	115	159	290	319	129	44	*8	*	280,769	61	47	9	*5	*	159	2,460	1,759	79	138	480	798
Lackawanna	1,069	145	161	212	226	194	83	34	9	5	212,788	56	37	12	4	3	56	3,612	1,272	53	67	793	717
Lancaster	6,001	227	367	633	989	1,660	1,322	590	156	57	2,754,536	308	185	47	37	39	722	29,848	7,153	278	671	3,207	6,931
Lawrence	1,673	185	240	308	391	344	160	36	*9	*	299,160	88	78	4	1	5	160	3,434	2,015	109	154	569	821
Lebanon	1,425	96	101	174	290	414	243	77	17	13	660,371	106	68	11	12	15	184	9,175	1,773	98	110	691	1,471
Lehigh	1,486	69	131	220	332	433	180	80	25	16	508,911	104	58	19	12	15	158	11,622	2,425	79	125	1,219	1,147
Luzerne	1,661	228	307	370	318	286	90	45	*17	*	284,961	77	52	12	6	7	55	5,754	754	54	74	627	847
Lycoming	2,053	220	264	413	498	437	156	53	7	5	402,584	44	28	7	3	6	108	7,704	1,022	44	55	299	1,073
McKean	726	193	201	150	97	54	21	*10	*	*	67,819	12	7	1	1	3	26	1,064	296	18	19	103	162
Mercer	2,746	347	435	629	673	447	163	38	10	4	417,660	145	116	18	*11	*	321	4,653	3,704	172	285	811	1,987
Mifflin	942	66	102	134	208	251	135	40	*6	*	242,610	87	58	15	7	7	95	7,119	792	78	127	1,270	656
Monroe	845	132	158	143	165	162	53	21	*11	*	168,152	70	57	9	*4	*	105	3,092	1,327	71	107	679	532
Montgomery	2,057	134	183	281	344	468	322	222	71	32	950,015	159	105	16	16	22	195	16,180	1,691	167	227	2,247	3,173
Montour	540	41	67	82	133	152	47	15	*3	*	111,302	13	9	1	3	----	17	569	258	11	12	52	132
Northampton	1,842	118	193	338	442	443	217	66	20	5	442,066	71	47	11	10	3	100	8,054	756	68	87	766	474
Northumberland	1,431	79	117	198	328	356	210	96	32	15	523,356	79	48	7	5	19	105	20,047	2,063	56	105	1,549	905
Perry	1,538	88	137	216	348	464	201	65	12	7	439,316	124	78	14	15	17	228	16,908	3,316	114	231	2,455	1,242
Philadelphia	85	12	13	24	16	8	8	*4	*	*	14,932	11	*11	*	*	*	9	299	134	7	5	150	80
Pike	294	54	81	59	44	25	16	6	3	6	72,611	5	*5	*	*	*	11	416	61	*5	39	*	199
Potter	766	202	181	161	115	70	29	*8	*	*	76,113	*4	*	*	*	*	74	*	783	10	51	83	196
Schuylkill	1,667	83	144	236	360	410	256	130	33	15	593,949	179	111	19	20	29	241	26,764	3,220	144	308	1,605	3,189
Snyder	1,307	72	108	193	362	413	120	32	*7	*	280,637	70	47	6	11	6	137	6,611	1,268	75	159	802	965

Somerset	2,720	437	510	554	557	421	162	57	19	3	432,862	106	91	4	4	7	510	11,624	11,700	127	333	1,276	2,273
Sullivan	487	86	95	107	72	82	33	*12	*	*	73,860	29	25	*4	*	*	90	701	1,668	30	56	119	211
Susquehanna	2,054	419	466	423	314	264	109	47	*12	*	285,244	147	90	25	15	17	336	12,254	7,355	162	243	1,680	1,807
Tioga	1,578	337	322	272	282	238	90	29	*8	*	220,939	25	15	2	3	5	102	3,627	1,674	27	86	297	940
Union	822	44	78	177	238	214	47	19	*5	*	157,168	21	17	*4	*	*	54	871	741	16	62	70	340
Venango	1,537	399	353	366	235	119	43	15	*7	*	168,414	60	50	7	*3	*	123	1,804	1,471	75	109	318	756
Warren	1,132	297	251	199	166	127	65	18	*9	*	157,752	19	13	1	2	3	39	2,009	1,079	17	35	389	233
Washington	3,354	335	592	856	887	501	130	44	*9	*	449,495	325	257	47	16	5	473	11,085	4,886	393	655	3,363	3,901
Wayne	1,640	270	285	294	288	257	165	53	17	11	424,657	52	30	9	10	3	118	4,562	1,053	66	121	989	730
Westmoreland	3,231	264	544	785	811	572	168	61	18	8	567,360	305	253	32	13	7	477	8,978	5,295	337	521	1,627	3,021
Wyoming	840	96	137	149	188	162	75	21	8	4	176,491	42	22	7	6	7	64	6,986	1,039	37	57	716	394
York	5,563	214	419	685	1,036	1,560	1,066	422	118	43	2,145,441	265	143	44	26	52	583	40,964	11,052	221	607	4,233	8,001
RHODE ISLAND																							
State total	1,732	266	246	281	276	229	172	134	82	46	838,795	117	68	21	10	18	292	15,563	12,784	124	330	2,654	4,138
Bristol	100	3	15	13	16	18	16	11	*8	*	66,688	7	*7	*	*	*	13	235	380	11	7	129	93
Kent	297	40	49	47	53	35	33	26	9	5	113,865	23	11	5	4	3	48	2,581	1,183	20	79	862	1,138
Newport	251	54	49	47	39	29	13	11	6	3	68,387	22	18	*4	*	*	73	1,249	5,924	19	70	138	482
Providence	699	91	79	102	115	104	82	55	42	29	435,763	34	15	8	3	8	73	5,794	1,653	35	76	1,018	1,176
Washington	385	78	54	72	53	43	28	31	19	7	154,092	31	18	6	2	5	85	5,704	3,644	39	98	507	1,249
SOUTH CAROLINA																							
State total	117,253	25,991	33,412	32,964	17,976	5,213	1,090	395	139	73	8,421,655	4,234	3,965	134	56	79	10,430	107,371	80,235	5,776	10,669	31,413	47,541
Abbeville	2,069	196	446	708	513	179	20	7	-----	-----	180,712	88	85	*3	*	*	188	1,377	1,427	117	276	546	1,226
Aiken	2,775	706	903	748	296	80	27	10	*5	*	176,322	155	141	7	*7	*	443	3,314	4,611	202	389	1,307	2,361
Allendale	785	181	219	243	105	28	4	*5	*	*	50,406	27	*27	*	*	*	151	300	1,099	34	170	141	752
Anderson	5,579	570	1,243	2,040	1,296	365	46	16	3	-----	458,786	163	157	3	*3	*	418	2,822	3,193	222	380	1,078	1,804
Bamberg	1,390	326	470	382	148	51	*13	*	*	*	80,287	22	18	*4	*	*	255	715	1,092	32	74	225	256
Barnwell	1,587	455	473	409	196	48	*6	*	*	*	81,575	50	47	*3	*	*	230	1,875	1,417	78	213	295	935
Beaufort	1,361	522	546	198	65	23	4	*3	*	*	55,104	235	231	*4	*	*	875	2,941	9,423	301	748	1,054	2,250
Berkeley	2,170	1,136	585	310	87	31	15	6	-----	-----	84,258	28	28	-----	----	----	73	319	398	42	59	216	274
Calhoun	1,431	421	387	312	236	51	16	*8	*	*	93,216	35	*35	*	*	*	78	426	495	38	95	176	384
Charleston	1,582	884	363	206	82	36	7	1	*3	*	68,186	109	*109	*	*	*	219	980	1,443	163	317	631	978
Cherokee	2,315	263	673	806	425	117	19	*12	*	*	175,645	50	44	1	1	4	119	3,615	765	86	99	447	483
Chester	2,076	380	642	589	361	79	21	*4	*	*	138,548	145	137	*8	*	*	281	2,202	2,645	169	267	734	1,462
Chesterfield	2,728	575	800	809	363	131	29	16	*5	*	205,392	103	92	5	*6	*	249	2,132	2,220	140	230	942	1,207
Clarendon	2,965	758	836	752	456	137	23	*3	*	*	180,621	101	97	*4	*	*	140	1,092	1,105	141	208	469	814
Colleton	2,167	626	642	475	250	99	38	20	12	5	209,763	49	45	*4	*	*	125	741	684	78	153	388	704
Darlington	2,970	549	933	813	488	142	42	3	-----	-----	200,331	120	114	3	*3	*	259	1,931	1,669	166	347	683	1,561
Dillon	2,615	669	726	677	405	115	18	*5	*	*	165,509	73	*73	*	*	*	142	1,169	682	103	185	375	906
Dorchester	1,382	381	484	369	106	31	8	*3	*	*	72,062	14	*14	*	*	*	45	439	223	19	54	98	209
Edgefield	1,822	588	567	423	196	34	10	*4	*	*	97,604	170	166	4	----	----	312	1,803	2,709	252	327	763	1,027
Fairfield	1,589	310	508	497	210	53	4	*7	*	*	97,728	120	*120	*	*	*	219	1,205	1,666	182	273	705	1,019
Florence	5,340	834	1,620	1,597	984	265	32	*8	*	*	365,149	138	*138	*	*	*	466	1,542	3,108	173	570	617	2,304
Georgetown	1,287	554	412	213	80	18	*10	*	*	*	53,987	16	*16	*	*	*	86	511	558	25	59	170	247
Greenville	4,886	761	1,129	1,696	977	253	52	10	*8	*	374,568	47	*47	*	*	*	257	611	1,670	98	233	388	1,225
Greenwood	1,744	206	479	562	355	104	32	*6	*	*	145,174	86	83	*3	*	*	157	1,187	1,341	113	179	437	767
Hampton	1,273	382	353	310	159	55	*14	*	*	*	74,588	48	*48	*	*	*	88	719	550	63	90	242	397
Horry	5,712	1,043	1,767	1,749	897	228	24	*4	*	*	350,827	85	82	3	----	----	403	1,069	3,744	118	342	490	1,507
Jasper	884	302	298	195	65	16	5	*3	*	*	46,443	23	23	-----	----	----	67	212	648	42	83	110	330
Kershaw	2,189	709	717	431	241	73	15	3	-----	-----	112,617	162	154	5	*3	*	198	3,041	1,833	241	324	1,318	2,056
Lancaster	2,187	463	672	638	301	82	20	6	*5	*	151,357	70	61	4	*5	*	252	1,699	2,230	91	226	542	1,331
Laurens	2,862	297	678	996	660	195	22	10	*4	*	242,960	88	84	1	----	3	334	3,688	2,496	115	325	830	1,495
Lee	1,910	496	581	518	224	78	8	5	-----	-----	109,802	50	*50	*	*	*	137	617	764	73	144	299	657
Lexington	2,544	684	742	660	253	93	56	33	19	4	249,761	164	147	11	3	3	234	3,709	2,063	209	226	1,052	1,051
McCormick	1,165	190	411	385	117	49	8	*5	*	*	77,733	46	40	2	*4	*	101	1,920	578	65	139	291	530
Marion	2,051	543	572	525	311	76	20	4	-----	-----	122,976	43	*43	*	*	*	132	555	770	67	117	251	529
Marlboro	2,380	768	686	591	261	62	8	4	-----	-----	118,476	69	62	4	*3	*	118	1,608	701	93	130	427	507
Newberry	2,556	332	649	754	539	225	39	*18	*	*	231,378	147	139	5	----	3	329	3,553	1,563	194	248	2,121	945
Oconee	3,099	344	780	1,071	708	155	34	*7	*	*	242,019	34	*34	*	*	*	121	802	985	60	111	290	540
Orangeburg	4,669	1,458	1,418	962	525	211	66	21	*8	*	314,061	121	110	3	3	5	187	3,363	987	158	242	1,070	1,060
Pickens	2,848	235	587	1,021	719	213	51	18	*4	*	270,805	31	*31	*	*	*	93	378	489	48	58	233	272
Richland	2,041	707	607	462	169	62	16	13	5	-----	124,730	116	99	10	*7	*	126	3,880	849	141	229	991	1,120
Saluda	2,150	397	518	580	325	122	60	70	44	34	543,894	273	258	10	*5	*	588	5,567	6,087	337	444	1,561	1,590
Spartanburg	5,775	972	1,628	1,887	984	243	47	9	-----	5	423,549	75	68	4	*3	*	240	2,761	1,234	97	198	877	865
Sumter	2,878	538	864	896	458	101	18	*3	*	*	181,411	76	71	*5	*	*	142	1,516	618	116	237	538	909
Union	1,698	352	521	464	264	73	14	*10	*	*	122,694	116	109	4	*3	*	181	2,602	951	145	266	801	1,091
Williamsburg	4,672	1,418	1,448	1,073	539	166	*28	*	*	*	244,035	96	93	*3	*	*	247	1,189	1,803	137	285	615	1,324
York	3,095	510	829	962	577	165	30	15	3	4	254,606	157	119	8	3	27	325	27,674	2,649	192	300	3,599	2,280

COUNTY TABLE 2.—CHICKENS AND TURKEYS—FARMS REPORTING CLASSIFIED BY NUMBER RAISED, 1939; WITH NUMBER OF CHICKENS RAISED, 1939 AND OF TURKEYS RAISED, 1939 AND 1929; AND FARMS REPORTING AND NUMBER OF TURKEYS ON HAND, 1940 AND 1935—Continued

(See text for explanation of asterisks)

STATE AND COUNTY	CHICKENS RAISED, 1939											TURKEYS RAISED								TURKEYS ON HAND (over 4 mo. old, Apr. 1, 1940; over 3 mo. old, Jan. 1, 1935)			
	Farms reporting, by number raised										Number raised	Farms reporting, by number raised, 1939					Farms reporting, 1929	Number raised		Farms reporting		Number	
	Total	Under 25	25 to 49	50 to 99	100 to 199	200 to 399	400 to 799	800 to 1,599	1,600 to 3,199	3,200 and over		Total	Under 50	50 to 99	100 to 199	200 and over		1939	1929	1940	1935	1940	1935
SOUTH DAKOTA																							
State total	59,453	2,348	4,068	9,584	18,217	19,273	5,542	377	41	3	10,977,565	20,805	13,070	4,970	2,061	704	15,813	1,120,206	460,106	24,085	20,996	238,947	161,999
Armstrong	3	*3	*	*	*	*	*	*	*	*	195	*1	*	*	*	*	2	*	8	*2	-----	*	-----
Aurora	752	14	34	103	282	283	*36	*	*	*	130,738	431	261	116	46	8	289	22,245	6,316	517	383	5,654	2,648
Beadle	1,419	36	73	190	489	519	103	*9	*	*	264,335	747	403	219	103	22	191	43,666	4,188	860	434	8,677	2,670
Bennett	395	27	48	97	124	81	*18	*	*	*	51,984	134	80	33	16	5	221	7,721	6,706	144	228	1,575	1,910
Bon Homme	1,253	7	23	74	230	601	305	13	-----	-----	351,777	289	224	51	10	4	27	9,626	177	364	124	2,578	734
Brookings	1,643	38	75	186	484	594	237	26	3	-----	370,858	297	228	48	13	8	163	12,797	2,512	332	344	3,134	2,935
Brown	1,724	66	151	343	600	467	84	*13	*	*	271,123	1,018	627	286	85	20	832	50,195	23,196	1,137	973	11,373	7,428
Brule	762	11	31	68	262	305	78	*7	*	*	159,674	362	204	111	36	11	291	18,515	7,133	418	367	4,141	2,549
Buffalo	155	6	14	29	52	39	*15	*	*	*	25,957	110	42	31	31	6	68	9,549	1,536	125	94	2,278	617
Butte	645	78	96	165	200	86	*20	*	*	*	69,813	307	172	65	51	19	377	19,424	17,479	327	450	3,325	5,659
Campbell	636	17	55	158	266	136	4	-----	-----	-----	79,169	242	199	35	*8	*	237	7,729	6,763	288	280	1,829	1,402
Charles Mix	1,638	31	55	179	456	670	230	*17	*	*	363,133	622	364	172	65	21	226	34,069	4,766	741	588	7,709	4,704
Clark	1,235	44	91	263	429	346	57	*5	*	*	190,849	588	381	138	48	21	424	29,218	12,417	686	455	6,658	2,639
Clay	1,064	5	43	119	274	468	146	9	-----	-----	241,387	25	19	3	*3	*	9	1,375	32	38	29	283	274
Codington	965	37	83	176	309	296	55	*9	*	*	163,523	459	258	119	63	19	328	30,203	10,590	502	447	4,727	3,274
Corson	600	56	88	171	205	69	*11	*	*	*	62,650	182	141	32	5	4	330	6,632	8,540	219	380	1,509	2,426
Custer	374	65	73	110	78	40	*8	*	*	*	34,133	87	57	15	9	6	158	4,810	5,064	104	216	815	2,006
Davison	804	11	41	116	216	333	*87	*	*	*	165,535	443	252	109	61	21	133	28,553	4,908	512	294	6,578	2,584
Day	1,522	74	126	295	567	364	84	12	-----	-----	230,908	855	489	237	87	42	754	53,476	28,102	917	787	8,386	5,819
Deuel	1,052	19	68	139	386	342	94	4	-----	-----	194,308	304	216	51	24	13	244	15,408	6,004	344	387	3,375	3,229
Dewey	422	37	64	133	135	50	3	-----	-----	-----	40,952	121	89	17	12	3	157	5,230	4,413	151	184	1,072	1,202
Douglas	889	8	16	76	206	430	148	5	-----	-----	216,197	272	201	56	12	3	52	10,192	673	345	167	3,135	965
Edmunds	889	35	56	184	377	209	*28	*	*	*	123,840	561	366	141	46	8	418	26,652	12,094	660	491	5,321	2,830
Fall River	451	42	61	106	161	67	14	-----	-----	-----	51,056	130	74	28	19	9	226	8,915	7,090	125	225	872	1,590
Faulk	648	28	45	149	251	162	13	-----	-----	-----	86,918	384	218	112	44	10	308	20,873	8,738	457	374	4,250	2,602
Grant	1,187	45	84	198	374	390	86	*10	*	*	208,838	376	280	65	25	6	225	14,814	4,752	422	334	3,654	2,309
Gregory	1,206	15	43	118	363	508	146	13	-----	-----	262,046	254	166	47	27	14	167	18,209	2,969	297	300	3,331	2,484
Haakon	490	61	76	151	157	39	3	*3	*	*	45,989	165	102	39	19	5	261	9,122	9,754	186	321	1,763	2,849
Hamlin	886	23	53	131	262	309	94	11	3	-----	181,310	292	211	51	19	11	243	12,281	4,323	330	345	3,038	2,633
Hand	1,045	23	56	173	414	341	*38	*	*	*	166,670	740	391	221	106	22	377	43,873	8,706	826	596	9,294	3,910
Hanson	768	12	32	54	233	353	*84	*	*	*	164,247	243	140	61	28	14	74	14,583	945	287	156	8,519	1,092
Harding	438	74	109	144	91	*20	*	*	*	*	29,356	179	120	41	13	5	325	8,148	12,453	194	272	1,511	2,301
Hughes	339	23	39	84	124	55	14	-----	-----	-----	42,162	196	94	74	24	4	177	11,148	4,875	218	190	2,435	1,277
Hutchinson	1,597	1	16	65	301	834	367	*13	*	*	453,538	518	364	116	28	10	42	21,944	437	634	279	5,261	1,920
Hyde	393	19	48	83	147	86	*10	*	*	*	51,365	257	158	66	23	10	150	13,602	4,005	298	210	3,089	1,301
Jackson	230	17	24	61	89	32	7	-----	-----	-----	26,643	91	51	23	8	9	130	8,421	3,573	99	132	1,142	1,231
Jerauld	608	11	27	97	190	234	*49	*	*	*	112,510	328	187	93	40	8	150	17,331	3,039	409	221	4,456	1,683
Jones	302	19	27	70	108	64	*14	*	*	*	41,652	77	41	15	14	7	101	7,205	3,045	83	178	975	1,733
Kingsbury	1,238	23	66	136	370	468	163	*12	*	*	267,653	354	237	85	21	11	179	16,466	3,866	422	284	3,815	1,716
Lake	1,161	30	68	138	301	488	124	12	-----	-----	245,233	255	194	37	19	5	88	10,045	1,172	308	247	2,949	2,019
Lawrence	360	32	62	116	88	50	*12	*	*	*	39,311	120	83	21	12	4	96	5,512	2,816	127	155	1,216	1,167
Lincoln	1,586	27	51	174	386	663	270	11	*4	*	380,717	41	33	5	3	-----	15	1,099	59	61	34	460	155
Lyman	641	31	46	116	204	197	42	5	-----	-----	110,631	278	145	88	32	13	229	17,242	7,241	298	349	3,676	3,144
McCook	1,225	14	30	109	298	566	198	10	-----	-----	296,927	366	241	86	32	7	72	16,448	945	418	203	3,713	1,388
McPherson	1,021	30	108	308	448	116	11	-----	-----	-----	109,323	666	465	158	37	6	380	27,034	10,340	822	527	5,940	2,706
Marshall	1,027	72	125	215	349	230	30	6	-----	-----	137,319	634	402	159	63	10	628	30,016	20,068	706	676	6,943	4,671
Meade	1,070	101	133	294	349	164	25	*4	*	*	122,598	455	256	120	57	22	676	27,645	27,570	474	703	4,221	7,927
Mellett	425	37	35	75	137	120	*21	*	*	*	63,391	168	83	35	26	24	177	17,505	3,489	200	227	2,964	2,130

Miner	930	17	38	107	303	379	*86	*	*	*	181,134	320	214	65	36	5	129	14,860	3,907	413	189	3,497	1,370
Minnehaha	2,082	40	64	189	530	843	379	32	*5	*	528,245	133	100	16	9	8	58	8,599	560	170	143	2,011	1,180
Moody	1,146	20	36	87	247	503	231	22	----	----	301,021	87	74	9	*4	*	44	3,562	446	97	113	726	748
Pennington	820	88	106	199	257	139	23	3	5	----	103,374	228	136	55	21	16	396	14,274	15,357	251	434	2,386	6,316
Perkins	798	108	148	282	207	46	*7	*	*	*	63,437	291	217	48	*26	*	567	10,791	19,020	337	615	2,414	5,068
Potter	472	15	48	122	185	95	7	----	----	----	59,359	198	136	35	21	6	200	9,402	5,080	225	210	2,022	1,283
Roberts	1,773	106	175	338	577	463	100	14	----	----	276,470	561	427	88	27	19	642	24,536	18,852	645	679	5,533	4,650
Sanborn	798	14	25	112	233	331	*83	*	*	*	161,436	467	232	148	75	12	193	27,542	4,365	559	324	6,155	2,187
Shannon	184	38	33	45	43	*25	*	*	*	*	16,186	24	17	3	4	---	46	929	500	40	77	286	478
Spink	1,419	63	76	245	523	436	67	*9	*	*	234,757	755	449	187	94	25	392	40,728	8,967	912	537	9,130	3,285
Stanley	241	32	32	60	79	34	4	----	----	----	24,155	90	54	23	*13	*	128	4,398	4,503	99	118	843	1,018
Sully	378	23	48	111	137	51	8	----	----	----	41,911	199	126	48	*25	*	188	9,544	4,700	210	224	2,261	1,625
Todd	434	38	40	86	128	124	*18	*	*	*	63,000	173	108	43	13	9	148	9,093	3,893	203	293	2,033	2,846
Tripp	1,301	45	63	179	396	482	122	14	----	----	254,685	589	287	158	87	57	642	58,343	20,799	647	631	9,117	6,773
Turner	1,694	18	41	118	349	781	369	*18	*	*	449,961	62	56	*6	*	*	11	2,137	101	97	55	781	228
Union	1,260	35	48	151	432	488	99	*7	*	*	244,052	18	14	*4	*	*	6	6,367	22	23	30	145	121
Walworth	543	12	38	115	251	116	*11	*	*	*	75,107	219	156	40	18	5	187	9,832	6,868	259	236	1,958	1,220
Washabaugh	222	35	24	53	76	29	*5	*	*	*	22,445	82	55	16	7	4	128	3,776	2,721	102	129	753	1,029
Washington	88	17	19	26	20	*6	*	*	*	*	6,868	*13	*	*	*	*	44	*	828	*15	44	*	381
Yankton	1,358	7	39	105	339	595	258	*15	*	*	342,055	161	118	26	10	7	15	6,982	148	212	82	2,239	562
Ziebach	329	44	58	115	82	*30	*	*	*	*	27,466	111	77	22	6	6	222	6,632	8,582	135	193	866	1,189
TENNESSEE																							
State total	207,864	28,823	50,807	72,433	45,155	9,556	877	163	33	17	14,868,909	6,541	5,947	484	82	28	13,028	135,969	156,470	7,960	15,418	37,764	72,300
Anderson	1,617	391	541	456	178	41	10	----	----	----	85,996	33	*33	*	*	*	62	517	487	46	48	228	314
Bedford	2,595	171	460	994	772	188	*10	*	*	*	218,318	588	530	49	*9	*	592	13,585	9,173	604	954	2,898	5,033
Benton	1,482	166	434	567	269	41	5	----	----	----	94,920	4	4	----	----	----	15	47	100	7	22	27	56
Bledsoe	869	114	247	283	178	39	8	----	----	----	58,761	24	*24	*	*	*	61	503	508	27	38	155	159
Blount	2,546	395	754	904	408	70	10	5	----	----	155,829	56	53	*3	*	*	106	1,071	822	88	133	350	638
Bradley	1,412	328	506	412	129	29	*8	*	*	*	71,696	17	14	3	----	----	27	335	251	39	42	163	208
Campbell	1,550	204	464	546	298	*38	*	*	*	*	94,163	18	*18	*	*	*	232	426	2,733	25	120	138	519
Cannon	1,771	159	395	695	454	*68	*	*	*	*	128,444	27	*27	*	*	*	101	337	1,154	26	129	109	524
Carroll	3,215	469	901	1,203	570	64	4	*4	*	*	203,855	20	*20	*	*	*	27	331	158	26	34	176	683
Carter	2,277	347	671	821	377	54	7	----	----	----	134,309	28	*28	*	*	*	213	380	2,742	45	107	188	429
Cheatham	1,235	93	245	515	317	61	4	----	----	----	92,730	9	9	----	----	----	9	85	38	16	19	63	92
Chester	1,349	261	415	460	183	*30	*	*	*	*	74,689	*2	*	*	*	*	9	*	26	9	8	30	98
Claiborne	2,723	259	592	1,016	731	114	*11	*	*	*	207,957	142	131	*11	*	*	761	3,046	11,206	158	571	671	2,356
Clay	1,573	103	304	579	459	123	5	----	----	----	135,919	3	3	----	----	----	38	23	420	5	17	21	87
Cocke	2,749	321	732	1,083	552	55	6	----	----	----	172,118	62	58	*4	*	*	124	1,120	1,073	77	122	346	661
Coffee	1,998	204	402	782	505	96	5	4	----	----	153,039	13	*13	*	*	*	37	194	229	19	86	74	437
Crockett	2,425	196	508	944	666	102	9	----	----	----	185,005	16	16	----	----	----	12	114	105	27	18	100	102
Cumberland	1,608	333	535	502	179	47	*12	*	*	*	91,429	19	*19	*	*	*	57	166	505	26	42	175	187
Davidson	2,342	267	466	849	601	125	27	4	----	3	207,008	117	104	10	*5	*	94	2,491	592	138	223	658	1,304
Decatur	1,237	120	357	544	175	38	3	----	----	----	77,385	4	4	----	----	----	30	9	166	8	25	21	100
De Kalb	2,295	195	482	773	649	188	*8	*	*	*	192,316	14	14	----	----	----	43	212	325	18	63	73	296
Dickson	2,108	298	582	800	371	*57	*	*	*	*	128,704	9	9	----	----	----	14	53	83	18	25	48	253
Dyer	2,763	233	470	1,072	784	188	*16	*	*	*	234,256	35	32	3	----	----	63	554	439	52	114	245	713
Fayette	4,292	1,659	1,354	836	357	78	5	*3	*	*	182,956	116	116	----	----	----	275	813	1,087	202	292	715	999
Fentress	1,442	315	500	425	160	38	4	----	----	----	76,521	12	12	----	----	----	51	148	648	12	50	38	178
Franklin	2,136	222	492	754	508	141	*19	*	*	*	171,108	36	32	*4	*	*	22	974	69	44	91	358	404
Gibson	5,331	492	1,257	2,097	1,243	224	*18	*	*	*	382,190	20	16	4	----	----	45	426	281	29	43	133	169
Giles	3,869	316	723	1,360	1,225	228	*17	*	*	*	320,934	74	71	3	----	----	255	1,193	2,169	87	287	367	1,347
Grainger	2,063	242	572	782	401	82	4	----	----	----	137,506	29	26	3	----	----	198	425	1,392	32	65	223	317
Greene	4,898	561	1,385	1,740	994	198	15	*5	*	*	340,090	665	554	95	*16	*	883	18,442	13,248	790	1,321	4,469	6,905
Grundy	512	92	148	158	87	18	9	----	----	----	34,904	11	11	----	----	----	1	113	3	16	32	52	92
Hamblen	1,524	188	381	566	323	60	3	*3	*	*	105,346	69	63	*6	*	*	175	1,496	2,631	91	153	404	817
Hamilton	1,779	459	541	506	199	50	15	6	*3	*	146,050	54	50	*4	*	*	39	1,008	233	67	57	324	216
Hancock	1,539	72	238	595	547	76	11	----	----	----	132,195	101	84	*17	*	*	576	2,588	9,593	91	501	405	1,890
Hardeman	2,467	866	699	631	240	25	3	*3	*	*	107,744	32	*32	*	*	*	61	307	310	49	70	233	320
Hardin	1,948	277	566	720	328	54	3	----	----	----	118,798	14	*14	*	*	*	26	161	148	23	35	97	193
Hawkins	3,415	356	817	1,306	762	161	8	5	----	----	245,509	510	463	37	*10	*	1,290	10,974	21,009	526	1,263	2,132	5,295
Haywood	3,657	1,073	1,016	1,002	466	95	5	----	----	----	187,844	35	*35	*	*	*	32	240	145	58	77	179	294
Henderson	2,398	408	749	819	357	62	*3	*	*	*	138,436	18	*18	*	*	*	21	213	162	26	13	114	50
Henry	3,090	355	722	1,228	674	99	*12	*	*	*	216,187	15	*15	*	*	*	28	288	158	24	18	89	67
Hickman	1,780	192	392	689	427	72	*8	*	*	*	130,257	32	28	*4	*	*	32	989	142	33	35	263	175
Houston	598	71	170	215	112	22	3	5	----	----	44,878	6	6	----	----	----	6	35	65	7	6	29	27
Humphreys	1,252	79	276	438	370	80	*9	*	*	*	109,963	7	7	----	----	----	6	52	36	9	12	31	37

COUNTY TABLE 2.—CHICKENS AND TURKEYS—FARMS REPORTING CLASSIFIED BY NUMBER RAISED, 1939; WITH NUMBER OF CHICKENS RAISED, 1939 AND OF TURKEYS RAISED, 1939 AND 1929; AND FARMS REPORTING AND NUMBER OF TURKEYS ON HAND, 1940 AND 1935—Continued

(See text for explanation of asterisks)

STATE AND COUNTY	CHICKENS RAISED, 1939											TURKEYS RAISED								TURKEYS ON HAND (over 4 mo. old, Apr. 1, 1940; over 3 mo. old, Jan. 1, 1935)			
	Farms reporting, by number raised										Number raised	Farms reporting, by number raised, 1939					Farms reporting, 1929	Number raised		Farms reporting		Number	
	Total	Under 25	25 to 49	50 to 99	100 to 199	200 to 399	400 to 799	800 to 1,599	1,600 to 3,199	3,200 and over		Total	Under 50	50 to 99	100 to 199	200 and over		1939	1929	1940	1935	1940	1935
TENNESSEE—Con.																							
Jackson	2,241	85	301	666	876	295	*18	*	*	*	239,118	18	*18	*	*	*	49	248	308	22	35	126	165
Jefferson	1,892	149	463	696	446	115	17	6	-----	-----	153,247	77	68	6	*3	*	169	2,340	1,663	86	232	471	1,032
Johnson	1,508	239	442	491	273	58	*5	*	*	*	95,350	139	126	*13	*	*	522	2,747	7,491	154	562	661	2,284
Knox	3,979	787	1,250	1,298	500	112	22	5	*5	*	254,185	118	103	10	*5	*	86	5,454	681	124	155	612	573
Lake	355	27	37	132	127	27	*5	*	*	*	35,016	9	9	-----	----	----	12	61	51	17	35	65	122
Lauderdale	2,732	396	686	913	641	90	*6	*	*	*	183,008	37	*37	*	*	*	40	301	123	51	60	261	313
Lawrence	3,193	391	796	1,161	648	170	22	*5	*	*	240,877	10	*10	*	*	*	24	102	68	20	38	75	131
Lewis	534	62	151	186	102	27	6	-----	-----	-----	38,983	4	4	-----	----	----	13	27	135	4	10	16	65
Lincoln	3,605	295	678	1,327	1,073	219	10	*3	*	*	295,842	269	251	*18	*	*	367	5,259	5,385	307	699	1,349	3,558
Loudon	1,137	144	311	431	205	39	*7	*	*	*	75,457	35	32	3	----	----	79	746	693	54	83	265	379
McMinn	2,541	487	931	784	279	55	5	-----	-----	-----	133,287	18	18	-----	----	----	57	242	424	44	84	167	378
McNairy	2,546	503	804	857	322	53	4	*3	*	*	140,954	16	*16	*	*	*	52	273	454	23	34	87	188
Macon	2,473	138	489	1,066	650	116	*14	*	*	*	197,036	3	3	-----	----	----	35	9	224	14	23	71	92
Madison	3,200	973	955	849	339	70	9	1	4	-----	167,225	49	49	-----	----	----	76	323	431	94	63	286	253
Marion	685	79	191	266	102	39	8	-----	-----	-----	46,041	19	19	-----	----	----	6	314	20	22	36	130	138
Marshall	1,964	93	298	699	704	160	10	-----	-----	-----	180,354	268	233	31	4	----	471	6,517	6,874	308	794	1,475	4,090
Maury	2,877	164	488	938	994	269	21	*3	*	*	284,569	205	185	*20	*	*	543	4,024	7,130	222	621	1,112	3,219
Meigs	705	244	245	152	53	11	-----	-----	-----	-----	29,392	8	8	-----	----	----	25	77	253	10	49	56	220
Monroe	2,207	388	655	753	332	67	*12	*	*	*	135,190	62	59	3	----	----	144	893	937	74	114	299	465
Montgomery	2,746	231	528	1,035	728	202	18	4	-----	-----	232,587	29	*29	*	*	*	55	423	295	41	77	149	310
Moore	707	46	108	248	236	65	*4	*	*	*	65,622	21	21	-----	----	----	32	375	237	24	72	116	296
Morgan	1,304	433	463	302	84	19	3	-----	-----	-----	54,398	12	12	-----	----	----	15	106	108	17	40	69	135
Obion	2,744	185	376	934	940	288	16	5	-----	-----	264,022	54	48	2	*4	*	85	1,431	620	67	152	432	769
Overton	2,414	256	566	906	563	117	6	-----	-----	-----	179,503	11	11	-----	----	----	107	100	1,244	15	62	62	222
Perry	897	45	137	365	299	*51	*	*	*	*	75,088	3	3	-----	----	----	4	16	25	3	3	14	10
Pickett	967	34	125	292	415	97	4	-----	-----	-----	99,984	9	*9	*	*	*	107	215	1,464	10	63	56	240
Polk	916	161	277	294	162	*22	*	*	*	*	54,393	8	8	-----	----	----	12	88	32	10	16	64	111
Putnam	2,735	270	610	1,046	646	152	*11	*	*	*	207,533	13	*13	*	*	*	122	206	1,066	17	52	87	243
Rhea	1,029	167	287	366	164	40	*5	*	*	*	65,207	11	*11	*	*	*	25	191	264	28	36	135	187
Roane	1,381	197	443	456	216	53	*16	*	*	*	90,055	34	*34	*	*	*	46	563	308	37	48	232	201
Robertson	2,786	140	387	1,095	885	254	25	-----	-----	-----	259,194	41	37	*4	*	*	78	879	523	54	111	262	533
Rutherford	3,810	442	897	1,421	861	172	*17	*	*	*	273,748	315	281	23	8	3	242	7,822	2,359	356	581	1,850	2,673
Scott	1,281	369	492	346	62	*12	*	*	*	*	50,840	*2	*	*	*	*	28	*	107	3	17	12	71
Sequatchie	526	117	149	175	66	*19	*	*	*	*	28,612	26	26	-----	----	----	2	313	5	23	6	84	23
Sevier	3,046	461	920	1,021	530	98	11	*5	*	*	192,646	48	45	3	----	----	61	745	350	63	93	241	458
Shelby	5,342	1,628	1,436	1,441	599	167	38	25	4	4	341,770	172	164	4	*4	*	200	2,384	979	297	244	1,495	1,125
Smith	2,705	59	288	905	1,152	287	14	-----	-----	-----	280,231	41	*41	*	*	*	45	694	497	43	71	210	322
Stewart	1,700	97	290	614	566	128	*5	*	*	*	151,147	5	*5	*	*	*	19	191	192	7	25	67	97
Sullivan	3,168	358	790	1,128	719	148	19	*6	*	*	235,158	237	220	13	*4	*	543	5,267	7,485	275	470	1,239	2,064
Sumner	4,013	237	739	1,589	1,218	206	20	4	-----	-----	330,133	103	100	3	----	----	137	1,334	965	157	223	686	1,031
Tipton	3,404	814	891	1,104	496	93	6	-----	-----	-----	190,134	76	*76	*	*	*	80	815	267	121	84	450	334
Trousdale	842	13	74	262	400	81	*12	*	*	*	92,567	11	11	-----	----	----	23	86	162	19	27	64	108
Unicoi	850	176	260	293	98	20	3	-----	-----	-----	45,228	10	10	-----	----	----	28	176	240	15	28	61	126
Union	1,270	182	380	482	199	22	*5	*	*	*	74,880	47	43	*4	*	*	262	1,115	3,018	57	171	269	867
Van Buren	423	65	112	141	92	13	-----	-----	-----	-----	27,867	5	5	-----	----	----	6	69	34	17	9	49	29
Warren	2,427	259	555	940	513	137	12	8	3	-----	192,286	38	34	4	----	----	37	674	237	56	46	246	245
Washington	2,777	261	571	960	736	210	28	*11	*	*	244,698	240	216	19	5	----	524	5,284	7,890	254	569	1,305	2,496
Wayne	1,322	229	380	500	189	21	3	-----	-----	-----	74,930	9	*9	*	*	*	29	260	129	12	22	62	77
Weakley	4,100	430	990	1,587	920	154	*19	*	*	*	293,821	17	*17	*	*	*	86	193	894	21	48	92	272
White	1,822	176	400	663	445	133	5	-----	-----	-----	143,984	18	*18	*	*	*	131	275	927	22	60	94	340
Williamson	2,947	479	664	975	650	160	16	3	-----	-----	212,619	182	174	5	*3	*	205	2,598	2,014	213	356	1,142	1,698
Wilson	3,340	240	590	1,215	1,055	215	22	*3	*	*	290,631	213	188	*25	*	*	133	4,626	1,324	236	428	1,192	1,903

TEXAS																						
State total	336,358	48,075	67,595	97,883	82,424	33,018	5,622	1,043	343	355	36,103,068	71,694	47,305	15,899	6,756	1,734	125,204	3,443,951	3,782,912	84,171	114,004	707,738	824,887
Anderson	3,017	666	830	906	464	121	18	8	*4	*	204,483	213	208	*5	*	*	311	2,774	2,315	272	385	1,034	1,566
Andrews	89	3	11	21	45	9	———	———	———	———	9,307	3	3	———	———	———	15	50	391	5	7	36	37
Angelina	2,442	607	785	711	273	54	9	*3	*	*	151,750	17	*17	*	*	*	59	284	495	31	62	177	311
Aransas	73	9	10	25	14	10	*5	*	*	*	9,048	7	4	*3	*	*	7	1,284	223	16	20	1,108	192
Archer	424	9	31	90	176	97	*21	*	*	*	64,273	116	70	27	12	7	198	7,668	7,014	105	199	933	1,255
Armstrong	343	16	23	80	120	82	*22	*	*	*	51,800	43	30	9	4	———	149	1,653	5,174	50	72	374	476
Atascosa	1,474	332	329	412	287	91	20	3	———	———	108,288	303	229	43	27	4	552	21,132	18,663	359	663	10,986	4,807
Austin	2,650	247	370	780	830	317	69	19	12	6	375,443	930	551	258	113	8	876	46,158	22,414	969	1,284	6,854	9,732
Bailey	661	30	64	148	228	147	38	*6	*	*	102,717	61	51	5	*5	*	299	2,139	9,355	67	154	656	958
Bandera	554	164	160	158	61	11	———	———	———	———	27,544	99	86	*13	*	*	309	2,376	10,607	122	257	694	1,476
Bastrop	1,895	421	500	537	387	123	22	2	———	3	179,590	971	650	204	99	18	1,266	45,269	37,865	1,158	1,377	9,108	9,763
Baylor	610	26	41	134	219	164	*26	*	*	*	90,129	151	100	28	20	3	272	6,859	9,049	139	285	909	1,609
Bee	864	137	200	224	185	87	24	4	*3	*	93,001	232	176	35	*21	*	467	8,400	15,308	277	514	2,105	3,710
Bell	3,507	322	526	1,046	1,105	455	45	4	*4	*	386,153	917	673	205	36	5	1,948	33,651	50,806	1,116	1,537	7,612	9,381
Bexar	2,199	421	510	574	459	172	40	12	8	3	232,036	570	440	92	31	7	929	18,814	17,649	709	1,119	4,875	8,021
Blanco	505	73	124	163	104	31	*10	*	*	*	54,230	104	58	25	13	8	404	6,492	14,937	130	288	1,157	2,329
Borden	192	12	28	55	49	37	*11	*	*	*	25,299	34	24	*10	*	*	102	1,097	5,892	35	65	262	481
Bosque	1,699	147	238	547	515	208	40	*4	*	*	185,844	785	457	218	100	10	1,145	41,515	41,379	849	1,178	7,428	8,872
Bowie	3,166	801	893	951	394	99	19	4	*5	*	195,224	45	39	3	*3	*	143	1,459	1,096	68	152	391	677
Brazoria	1,388	306	384	356	235	69	25	9	4	———	114,695	99	69	5	2	3	200	2,600	2,107	142	307	1,368	2,052
Brazos	1,474	264	349	420	314	100	16	4	2	5	192,129	505	329	110	47	19	692	26,000	16,947	575	780	5,142	5,095
Brewster	157	47	51	37	17	*5	*	*	*	*	8,417	10	7	*3	*	*	14	410	124	22	9	377	51
Briscoe	426	17	32	106	157	95	*19	*	*	*	59,900	71	49	12	4	6	259	5,028	7,721	59	114	533	640
Brooks	278	125	68	47	29	6	3	———	———	———	13,580	39	35	*4	*	*	52	814	614	60	54	304	276
Brown	1,801	188	327	583	494	181	22	6	———	———	168,533	930	558	261	97	14	1,295	47,137	65,066	984	1,118	8,074	8,091
Burleson	2,072	422	494	578	412	142	21	3	———	———	153,607	954	593	229	111	21	812	48,676	21,744	1,107	1,128	8,803	7,924
Burnet	1,077	146	215	337	295	77	*7	*	*	*	87,723	525	350	130	*45	*	1,039	21,913	45,293	588	755	4,502	6,460
Caldwell	1,368	266	375	392	238	77	10	5	1	4	144,295	556	356	115	64	23	733	31,754	17,988	649	846	5,938	7,294
Calhoun	283	21	47	93	81	35	6	———	———	———	28,694	83	64	12	7	———	102	2,985	3,311	86	133	867	1,296
Callahan	1,182	107	175	341	351	167	34	2	*5	*	143,029	345	218	79	27	21	623	23,933	26,341	382	431	3,684	2,633
Cameron	2,066	595	550	511	299	88	15	*8	*	*	131,456	76	68	5	*3	*	105	1,663	1,334	130	246	870	1,174
Camp	1,186	141	302	464	241	31	7	———	———	———	80,621	34	*34	*	*	*	194	551	2,035	48	139	199	739
Carson	366	16	24	60	110	125	28	3	———	———	65,530	68	51	11	6	———	112	2,370	3,560	70	111	441	568
Cass	3,692	838	1,042	1,084	594	118	15	3	———	———	217,033	44	41	*3	*	*	215	734	1,390	77	142	355	514
Castro	583	25	42	127	215	145	*29	*	*	*	86,244	82	56	13	*13	*	321	3,908	11,130	87	187	722	1,057
Chambers	250	47	34	82	56	28	3	———	———	———	21,772	41	38	3	———	———	83	663	981	59	78	640	829
Cherokee	4,269	862	1,091	1,362	764	160	27	*3	*	*	296,989	140	134	2	*4	*	187	2,021	1,326	238	217	1,030	845
Childress	792	37	66	169	318	178	19	5	———	———	108,409	119	84	21	8	6	422	6,484	13,310	116	234	852	1,321
Clay	1,351	86	165	368	467	228	31	*6	*	*	162,692	500	255	137	77	31	853	33,258	34,314	514	795	4,508	6,104
Cochran	332	28	42	97	103	48	11	*3	*	*	42,323	21	*21	*	*	*	98	264	2,974	24	97	188	759
Coke	601	42	116	181	178	74	*10	*	*	*	59,801	89	69	16	4	———	443	2,723	20,104	113	226	685	1,780
Coleman	1,725	101	232	496	572	287	34	*3	*	*	207,610	997	534	293	144	26	1,698	58,009	80,750	1,033	1,156	13,129	9,335
Collin	4,177	360	725	1,510	1,231	310	35	*6	*	*	370,688	914	736	146	25	7	1,675	32,692	34,904	1,092	1,281	7,908	7,983
Collingsworth	1,174	46	81	240	529	236	33	*9	*	*	169,489	193	138	37	10	8	544	10,357	14,904	208	295	2,324	1,765
Colorado	1,760	189	273	499	508	221	35	24	8	3	239,553	714	362	193	122	37	884	48,705	30,346	804	1,182	9,950	11,323
Comal	567	55	121	211	130	41	5	1	*3	*	61,566	95	81	9	2	3	255	3,230	5,291	127	305	911	2,547
Comanche	2,460	336	509	691	600	246	60	14	*4	*	284,447	984	591	274	106	13	1,810	47,842	72,421	1,076	1,265	8,890	9,645
Concho	565	30	50	99	222	146	15	*3	*	*	78,737	146	115	19	*12	*	548	5,205	28,910	165	335	1,222	2,885
Cooke	2,209	125	318	626	716	371	49	*6	*	*	256,992	1,051	610	325	98	18	1,232	54,731	35,521	1,148	1,145	8,882	7,543
Coryell	2,334	302	491	792	556	169	21	3	———	———	191,945	1,225	874	278	69	4	1,623	48,944	59,093	1,397	1,468	10,192	10,416
Cottle	610	71	81	165	190	91	*12	*	*	*	64,522	40	36	1	3	———	276	1,050	7,459	52	115	349	585
Crane	18	6	3	6	*3	*	*	*	*	*	1,173	*1	*	*	*	*	1	*	5	*2	1	*	5
Crockett	29	5	7	10	*7	*	*	*	*	*	1,639	*1	*	*	*	*	———	*	———	3	20	8	264
Crosby	1,042	62	95	231	392	220	35	*7	*	*	150,049	53	37	10	6	———	528	2,052	13,469	68	212	565	1,397
Culberson	39	6	8	16	*9	*	*	*	*	*	2,558	———	———	———	———	———	1	———	30	*1	4	*	21
Dallam	303	22	27	75	92	63	*24	*	*	*	45,165	21	17	*4	*	*	76	729	2,130	38	91	273	351
Dallas	2,853	272	485	941	792	282	62	11	4	4	319,117	513	428	57	20	8	903	21,852	15,001	622	878	5,341	5,376
Dawson	1,327	62	139	270	420	331	97	*8	*	*	214,825	57	46	6	*5	*	581	2,325	15,352	85	300	766	1,832
Deaf Smith	447	25	38	102	153	99	26	4	———	———	69,210	93	67	13	*13	*	176	4,461	6,347	101	137	939	852
Delta	1,434	142	315	519	363	88	*7	*	*	*	110,596	236	171	56	*9	*	488	8,734	9,336	285	592	2,010	3,409
Denton	2,827	224	432	808	936	344	63	14	*6	*	337,110	1,246	724	363	135	24	1,744	66,853	54,100	1,337	1,596	11,473	11,258
De Witt	2,537	311	513	591	628	349	101	26	12	6	371,832	1,694	531	522	429	212	1,841	167,824	107,255	1,898	2,300	28,073	28,584
Dickens	768	48	77	178	278	158	25	*4	*	*	103,073	61	53	*8	*	*	397	1,463	9,138	78	197	427	983
Dimmit	260	64	71	70	36	12	4	*3	*	*	22,573	8	*8	*	*	*	13	155	253	15	55	122	1,412

COUNTY TABLE 2.—CHICKENS AND TURKEYS—FARMS REPORTING CLASSIFIED BY NUMBER RAISED, 1939; WITH NUMBER OF CHICKENS RAISED, 1939 AND OF TURKEYS RAISED, 1939 AND 1929; AND FARMS REPORTING AND NUMBER OF TURKEYS ON HAND, 1940 AND 1935—Continued

(See text for explanation of asterisks)

STATE AND COUNTY	CHICKENS RAISED, 1939											TURKEYS RAISED								TURKEYS ON HAND (over 4 mo. old, Apr. 1, 1940; over 3 mo. old, Jan. 1, 1935)			
	Farms reporting, by number raised										Number raised	Farms reporting, by number raised, 1939					Farms reporting, 1929	Number raised		Farms reporting		Number	
	Total	Under 25	25 to 49	50 to 99	100 to 199	200 to 399	400 to 799	800 to 1,599	1,600 to 3,199	3,200 and over		Total	Under 50	50 to 99	100 to 199	200 and over		1939	1929	1940	1935	1940	1935
TEXAS—Contd.																							
Donley	767	14	60	222	295	154	*22	*	*	*	102,298	93	76	11	*6	*	319	2,573	8,188	102	202	650	1,242
Duval	976	261	308	262	115	26	4	-----	-----	-----	53,628	49	42	3	4	----	139	1,496	1,083	115	144	966	854
Eastland	1,876	280	424	590	428	133	12	*9	*	*	157,720	507	380	84	40	3	885	19,519	27,332	627	677	4,538	4,223
Ector	30	3	2	8	12	5	------	-----	-----	-----	3,008	4	*4	*	*	*	5	108	92	4	9	49	44
Edwards	228	79	61	66	17	5	------	-----	-----	-----	10,115	9	*9	*	*	*	40	147	802	27	38	168	220
Ellis	3,297	245	509	1,045	1,083	367	40	*8	*	*	342,303	851	691	123	31	6	1,409	27,397	30,473	972	1,220	7,002	7,854
El Paso	670	204	183	129	87	29	21	12	1	4	112,943	100	82	10	5	3	265	3,858	7,128	142	338	1,084	2,068
Erath	2,143	323	442	631	482	205	32	17	5	6	264,405	1,200	643	334	179	44	1,826	74,007	85,646	1,283	1,407	11,651	11,913
Falls	3,256	363	557	862	1,033	385	49	*7	*	*	326,000	1,039	797	180	50	12	1,716	37,277	35,264	1,258	1,470	8,205	8,784
Fannin	4,174	346	824	1,513	1,243	226	18	4	-----	-----	338,390	1,218	966	204	41	7	1,686	41,132	33,322	1,329	1,466	8,875	8,071
Fayette	4,154	369	632	1,204	1,262	542	85	36	17	7	550,059	1,855	1,080	542	202	31	2,197	94,833	68,130	2,166	2,387	15,968	17,373
Fisher	1,336	41	109	277	516	345	44	4	-----	-----	193,814	119	95	16	*8	*	532	3,880	14,846	146	278	888	1,505
Floyd	1,144	43	94	248	420	288	44	4	*3	*	176,140	142	93	31	15	3	693	7,188	22,564	158	377	1,226	2,516
Foard	448	20	27	116	157	115	13	-----	-----	-----	60,858	29	19	6	*4	*	179	1,343	5,159	36	111	176	615
Fort Bend	2,835	649	472	656	712	308	30	5	*3	*	262,131	546	441	68	29	8	472	18,385	5,762	702	1,077	4,625	7,265
Franklin	1,100	152	271	399	230	34	9	*5	*	*	79,949	18	15	*3	*	*	231	701	4,051	24	95	140	568
Freestone	2,375	581	650	678	396	66	*4	*	*	*	139,904	429	383	35	*11	*	902	9,215	11,731	483	865	2,487	4,331
Frio	503	98	129	141	89	33	10	3	-----	-----	40,506	86	65	15	*6	*	277	2,867	6,309	91	278	673	2,457
Gaines	366	44	55	89	101	51	19	*7	*	*	51,758	17	*17	*	*	*	97	549	2,818	26	78	164	659
Galveston	999	196	171	127	57	33	9	3	*3	*	52,068	20	*20	*	*	*	27	372	293	45	41	302	220
Garza	574	21	37	100	204	186	22	4	-----	-----	91,497	22	15	3	*4	*	159	1,160	4,332	27	62	193	568
Gillespie	1,167	201	291	373	217	60	19	*6	*	*	97,681	364	271	68	22	3	717	13,897	24,644	377	499	2,496	3,680
Glasscock	117	6	19	35	43	*14	*	*	*	*	11,786	23	16	4	3	----	41	1,034	1,849	30	59	260	363
Goliad	950	116	205	252	236	108	29	*4	*	*	97,750	623	139	157	193	134	817	77,110	66,225	691	1,064	11,764	15,285
Gonzales	2,464	226	445	607	531	267	73	61	57	197	3,489,248	1,882	748	523	428	183	2,298	161,618	132,833	2,016	2,521	31,396	33,855
Gray	498	18	42	113	169	125	28	3	-----	-----	75,922	66	48	11	4	3	140	3,350	2,879	94	120	705	671
Grayson	3,736	320	592	1,276	1,150	356	39	*3	*	*	350,216	1,187	791	302	84	10	1,758	51,737	45,074	1,321	1,528	10,296	10,316
Gregg	1,084	290	241	307	194	36	10	3	*3	*	88,229	20	*20	*	*	*	100	275	363	33	52	196	318
Grimes	1,934	334	377	607	435	160	21	-----	-----	-----	152,146	664	494	124	34	12	694	26,368	12,574	821	832	5,767	5,513
Guadalupe	2,134	335	416	628	528	186	30	8	*3	*	217,120	594	391	139	44	20	1,166	30,937	33,250	678	1,476	6,192	10,945
Hale	1,331	59	101	271	463	362	67	5	*3	*	220,332	214	153	40	15	6	734	9,151	23,958	273	404	2,119	2,371
Hall	964	31	69	196	361	272	30	*5	*	*	144,005	89	72	*17	*	*	532	2,701	11,631	107	178	648	848
Hamilton	1,626	101	222	394	532	300	67	3	4	3	264,284	920	532	275	101	12	1,224	48,110	50,618	1,080	1,127	10,073	9,721
Hansford	191	9	10	20	83	57	8	4	-----	-----	35,973	62	47	10	*5	*	65	2,579	2,054	72	75	418	457
Hardeman	850	37	77	201	327	180	25	3	-----	-----	113,473	100	73	21	*6	*	365	3,613	11,624	102	250	614	1,385
Hardin	1,019	275	338	256	120	23	*7	*	*	*	55,321	27	24	*3	*	*	35	692	245	60	60	376	317
Harris	4,682	929	1,068	1,259	881	356	123	48	12	6	565,871	295	242	31	17	5	349	8,790	4,578	500	564	4,160	4,654
Harrison	4,241	1,136	1,336	1,184	479	90	11	2	*3	*	221,042	113	107	*6	*	*	236	1,304	1,017	177	257	839	1,223
Hartley	168	23	13	40	58	31	3	-----	-----	-----	19,623	36	27	5	4	----	55	1,340	1,145	37	96	243	560
Haskell	1,614	72	148	395	619	329	43	*8	*	*	220,985	229	166	47	*16	*	779	8,937	22,576	225	477	2,234	2,601
Hays	810	205	235	220	105	34	*11	*	*	*	71,036	169	128	28	10	3	433	6,502	10,014	225	437	1,523	2,753
Hemphill	291	14	25	54	102	83	13	-----	-----	-----	42,753	58	44	11	*3	*	103	2,186	2,615	72	65	538	418
Henderson	3,197	507	792	989	740	151	12	*6	*	*	228,871	188	171	13	*4	*	523	4,198	5,266	255	325	1,385	2,069
Hidalgo	2,181	520	531	572	395	124	30	9	-----	-----	161,366	90	78	5	*7	*	267	2,089	4,434	131	433	971	2,118
Hill	3,525	301	517	1,068	1,201	404	29	*5	*	*	347,981	1,487	1,078	315	81	13	1,915	57,978	50,878	1,670	1,899	11,956	12,335
Hockley	1,255	66	98	244	430	340	67	*10	*	*	199,130	43	35	*8	*	*	436	1,260	15,229	69	268	556	1,494
Hood	843	53	158	281	248	86	13	*4	*	*	88,039	335	177	96	55	7	555	19,557	22,934	377	434	3,235	3,431
Hopkins	3,765	459	812	1,432	895	142	18	*7	*	*	273,716	744	530	175	34	5	1,426	28,887	28,469	890	1,142	6,033	6,598
Houston	3,377	915	1,010	928	401	101	16	*6	*	*	189,527	50	44	*6	*	*	152	850	976	93	403	459	1,811
Howard	637	37	109	176	224	82	9	-----	-----	-----	67,331	23	19	*4	*	*	205	749	6,235	78	162	497	771

Hudspeth	70	28	16	16	5	5	------	-----	-----	-----	3,519	13	10	*3	*	*	11	321	169	18	24	100	395
Hunt	3,988	317	714	1,476	1,180	272	24	*5	*	*	340,953	1,323	923	316	79	5	1,777	53,675	40,122	1,534	1,628	10,695	10,298
Hutchinson	114	6	9	27	31	36	*5	*	*	*	17,247	28	20	4	*4	*	39	1,865	908	30	41	161	231
Irion	90	9	23	16	25	14	*3	*	*	*	11,061	4	4	-----	----	----	47	76	1,855	6	9	52	37
Jack	1,017	100	179	331	274	116	*17	*	*	*	96,485	487	226	156	91	14	603	31,998	25,995	508	515	5,333	3,968
Jackson	1,086	138	195	306	288	127	18	6	*8	*	129,204	464	257	133	56	18	590	26,988	22,780	559	706	5,089	6,980
Jasper	1,476	324	416	461	185	55	12	*3	*	*	93,487	22	22	-----	----	----	56	154	275	33	51	155	207
Jeff Davis	61	9	13	17	10	*12	*	*	*	*	5,626	7	*7	*	*	*	9	133	263	14	15	80	84
Jefferson	1,533	316	393	475	245	78	10	12	4	-----	121,446	63	*63	*	*	*	74	876	612	87	194	526	1,000
Jim Hogg	105	51	27	15	8	4	------	-----	-----	-----	4,463	9	9	-----	----	----	31	122	576	20	37	151	162
Jim Wells	955	202	169	197	219	131	33	*4	*	*	99,417	62	51	*11	*	*	222	1,920	4,235	104	305	786	1,543
Johnson	2,425	217	404	822	725	214	34	4	*5	*	258,747	618	412	142	50	14	1,143	27,791	32,443	734	794	5,906	5,228
Jones	1,940	89	163	386	695	498	94	12	*3	*	303,949	195	144	35	*16	*	727	7,969	18,774	226	507	1,678	3,213
Karnes	1,530	202	269	444	402	154	41	8	5	5	209,143	634	371	163	77	23	1,067	34,784	39,260	760	1,159	7,170	10,065
Kaufman	2,815	309	545	973	756	197	27	*8	*	*	241,684	846	627	167	42	10	1,173	32,121	23,375	1,039	1,124	7,416	6,371
Kendall	609	95	148	204	114	38	5	*5	*	*	72,383	96	77	13	*6	*	281	3,048	8,981	140	228	871	1,521
Kenedy	*1	*	*	*	*	*	*	*	*	*	*	-----	-----	-----	----	----	1	-------	50	-----	3	-----	18
Kent	387	45	59	104	101	65	*13	*	*	**	43,041	16	*16	*	*	*	159	364	4,089	23	67	198	288
Kerr	583	117	151	149	101	53	9	*3	*	*	72,627	98	79	16	----	3	196	3,671	5,710	124	166	759	983
Kimble	340	73	98	99	49	21	------	-----	-----	-----	20,712	24	*24	*	*	*	161	486	3,951	34	44	206	289
King	74	6	11	13	29	*15	*	*	*	*	9,319	17	13	*4	*	*	17	562	719	26	26	174	127
Kinney	85	30	22	24	5	*4	*	*	*	*	4,232	17	*17	*	*	*	25	294	671	32	31	215	236
Kleberg	261	33	59	66	54	30	10	6	*3	*	41,666	14	10	*4	*	*	65	667	1,168	21	87	145	645
Knox	796	20	64	180	299	199	*34	*	*	*	114,614	99	75	16	*8	*	421	3,499	9,552	118	238	722	1,236
Lamar	3,579	323	786	1,349	916	181	20	*4	*	*	278,218	497	412	69	*16	*	1,029	13,855	16,626	594	851	3,426	5,112
Lamb	1,800	81	168	404	620	424	91	9	3	-----	273,751	84	65	14	5	----	683	2,739	23,169	107	342	800	2,591
Lampasas	877	68	141	314	251	83	17	*3	*	*	94,619	518	282	171	60	5	785	27,162	41,209	574	658	5,609	6,386
La Salle	292	85	71	59	50	22	*5	*	*	*	21,989	36	32	4	----	----	98	629	949	56	86	293	509
Lavaca	3,675	226	510	1,090	1,192	579	73	*5	*	*	480,873	2,162	1,088	744	292	38	2,074	124,357	80,691	2,445	2,486	20,597	20,895
Lee	1,795	237	351	563	434	178	27	5	-----	-----	163,631	1,151	774	264	100	13	1,124	51,572	32,232	1,303	1,340	8,883	8,967
Leon	2,168	513	563	674	323	72	14	*9	*	*	139,350	144	129	8	*7	*	710	3,494	7,254	203	411	992	1,844
Liberty	1,578	335	453	445	260	73	8	*4	*	*	105,400	113	109	*4	*	*	133	1,789	1,137	163	218	974	1,139
Limestone	2,928	331	581	952	799	241	19	5	-----	-----	245,780	1,133	847	196	74	16	1,645	43,921	32,555	1,374	1,564	9,162	8,284
Lipscomb	400	13	17	62	142	147	16	*3	*	*	69,606	49	35	10	*4	*	79	1,921	2,040	55	77	548	436
Live Oak	839	144	161	242	199	74	16	*3	*	*	76,248	87	59	17	*11	*	266	3,833	9,685	114	199	893	1,645
Llano	573	74	164	187	121	*27	*	*	*	*	38,712	222	114	74	*34	*	502	12,690	10,312	244	386	2,535	4,038
Loving	*5	*	*	*	*	*	*	*	*	*	*	-----	-----	-----	----	----	------	-------	-------	-----	1	------	9
Lubbock	1,681	71	135	339	557	414	150	12	*3	*	293,381	111	96	8	*7	*	696	2,948	20,036	165	343	1,312	2,257
Lynn	1,161	64	104	266	397	260	66	4	-----	-----	168,973	79	65	6	8	----	643	2,549	17,246	97	318	759	1,976
McCulloch	881	93	134	245	281	114	*14	*	*	*	88,848	167	113	44	*10	*	888	8,211	43,176	211	548	3,940	5,298
McLennan	3,706	358	610	1,078	1,130	461	49	7	6	7	567,493	1,051	784	204	53	10	1,996	39,330	50,079	1,286	1,564	9,155	9,792
McMullen	109	28	22	29	20	*10	*	*	*	*	7,530	5	*5	*	*	*	34	166	251	3	34	31	123
Madison	1,358	274	348	408	231	70	17	7	*3	*	109,426	143	123	15	*5	*	614	4,415	9,348	273	409	2,004	3,181
Marion	991	269	388	248	68	12	3	*3	*	*	47,122	17	*17	*	*	*	73	185	257	26	80	92	275
Martin	652	40	88	136	217	135	33	3	-----	-----	92,382	50	38	8	*4	*	218	2,054	6,779	69	141	486	665
Mason	609	64	136	216	148	*45	*	*	*	*	47,673	184	115	59	10	----	520	7,580	24,370	203	376	2,014	3,283
Matagorda	1,212	241	256	362	251	83	*19	*	*	*	93,829	223	161	44	12	6	248	9,815	5,886	270	297	2,454	2,430
Maverick	155	31	22	50	31	16	*5	*	*	*	15,812	6	6	-----	----	----	2	69	70	8	7	74	75
Medina	1,189	222	260	318	269	94	17	*9	*	*	109,419	159	134	19	6	----	321	3,767	6,516	202	361	1,168	2,131
Menard	320	39	62	105	77	30	*7	*	*	*	28,535	34	29	5	----	----	217	795	8,819	47	134	327	867
Midland	287	18	28	82	89	56	*14	*	*	*	40,053	41	33	5	3	----	37	1,207	575	61	58	347	271
Milam	3,196	479	590	846	855	375	40	*11	*	*	308,164	674	495	123	47	9	1,621	26,265	34,859	850	1,551	5,625	8,950
Mills	1,116	102	223	352	306	111	*22	*	*	*	107,901	636	393	165	71	7	947	30,910	45,447	740	828	6,084	7,037
Mitchell	941	46	88	223	382	162	34	*6	*	*	129,433	122	98	19	5	----	365	3,802	9,185	155	229	1,054	1,284
Montague	1,698	150	267	500	524	206	42	*9	*	*	192,777	467	243	129	81	14	987	28,976	34,689	514	749	4,399	5,151
Montgomery	1,813	302	477	509	335	139	41	*10	*	*	158,408	164	141	*23	*	*	197	3,906	2,864	277	291	2,100	1,718
Moore	111	4	5	46	38	*18	*	*	*	*	13,511	8	5	*3	*	*	36	331	1,212	12	25	104	146
Morris	1,061	170	310	341	192	42	3	*3	*	*	72,298	13	13	-----	----	----	96	183	954	19	66	85	261
Motley	482	17	34	117	186	109	*19	*	*	*	66,436	37	26	8	3	----	214	1,172	4,632	48	97	419	518
Nacogdoches	3,128	693	986	976	376	82	9	*6	*	*	180,105	50	44	*6	*	*	108	989	657	83	99	338	388
Navarro	3,623	364	695	1,227	1,032	268	30	*7	*	*	310,931	1,179	874	235	59	11	1,598	44,333	32,016	1,499	1,659	10,045	9,268
Newton	1,282	496	421	267	79	16	*3	*	*	*	51,332	7	7	-----	----	----	25	37	154	29	42	143	368
Nolan	817	48	86	213	283	138	*49	*	*	*	109,305	120	88	24	*8	*	546	4,600	22,475	131	272	1,042	1,923
Nueces	1,067	105	148	291	316	170	29	5	3	-----	128,469	91	76	12	3	----	192	2,215	3,294	149	273	1,252	1,671
Ochiltree	337	7	22	41	107	117	40	*3	*	*	69,507	78	39	23	8	8	145	6,373	4,053	82	92	1,363	792
Oldham	77	1	8	13	29	18	*8	*	*	*	14,328	16	13	*3	*	*	30	519	782	16	43	136	338
Orange	895	193	221	305	123	40	8	*5	*	*	67,924	34	29	*5	*	*	28	652	243	57	52	591	417
Palo Pinto	1,118	106	193	360	325	113	11	7	3	-----	115,240	369	218	93	42	16	567	22,191	21,966	408	469	4,060	3,240

COUNTY TABLE 2.—CHICKENS AND TURKEYS—FARMS REPORTING CLASSIFIED BY NUMBER RAISED, 1939; WITH NUMBER OF CHICKENS RAISED, 1939 AND OF TURKEYS RAISED, 1939 AND 1929; AND FARMS REPORTING AND NUMBER OF TURKEYS ON HAND, 1940 AND 1935—Continued

(See text for explanation of asterisks)

STATE AND COUNTY	CHICKENS RAISED, 1939											TURKEYS RAISED								TURKEYS ON HAND (over 4 mo. old, Apr. 1, 1940; over 3 mo. old, Jan. 1, 1935)			
	Farms reporting, by number raised										Number raised	Farms reporting, by number raised, 1939					Farms reporting, 1929	Number raised		Farms reporting		Number	
	Total	Under 25	25 to 49	50 to 99	100 to 199	200 to 399	400 to 799	800 to 1,599	1,600 to 3,199	3,200 and over		Total	Under 50	50 to 99	100 to 199	200 and over		1939	1929	1940	1935	1940	1935
TEXAS—Continued																							
Panola	2,775	604	693	892	474	90	17	*5	*	*	180,569	49	49	-----	-----	-----	143	366	995	78	129	272	471
Parker	2,088	287	469	686	499	119	19	5	-----	4	182,248	631	367	168	80	16	1,106	35,776	37,755	691	921	7,692	6,793
Parmer	731	21	58	152	244	203	45	*8	*	*	121,905	41	27	8	*6	*	290	1,963	9,312	46	163	473	1,053
Pecos	189	41	44	49	37	*18	*	*	*	*	13,947	8	*8	*	*	*	48	296	1,290	14	43	133	198
Polk	1,721	491	502	448	208	62	6	4	-----	-----	95,718	19	16	3	-----	-----	75	391	515	40	81	209	287
Potter	209	13	30	39	62	44	11	*10	*	*	43,829	25	20	5	-----	-----	42	601	1,232	28	27	173	102
Presidio	296	183	70	31	9	*3	*	*	*	*	9,198	13	10	*3	*	*	40	413	353	19	31	164	147
Rains	987	123	206	367	225	57	*9	*	*	*	76,087	265	182	66	*17	*	367	10,765	7,160	320	297	2,196	1,838
Randall	470	15	41	85	148	131	41	*9	*	*	90,005	127	76	31	17	3	219	7,701	6,305	140	157	1,697	879
Reagan	50	10	10	20	*10	*	*	*	*	*	3,106	5	5	-----	-----	-----	27	121	463	10	-----	47	-----
Real	225	42	78	74	24	*7	*	*	*	*	13,311	12	8	*4	*	*	89	414	2,686	22	54	160	352
Red River	3,085	489	786	1,147	579	79	5	-----	-----	-----	191,619	162	151	*11	*	*	766	3,113	9,955	209	483	1,026	2,386
Reeves	158	37	36	36	36	8	*5	*	*	*	16,382	18	14	*4	*	*	9	522	368	27	27	162	121
Refugio	332	33	65	117	79	32	3	*3	*	*	39,228	80	57	15	*8	*	116	3,238	3,669	98	133	950	1,420
Roberts	107	5	14	31	32	20	2	3	-----	-----	15,317	5	5	-----	-----	-----	4	46	81	8	23	56	118
Robertson	2,197	519	533	638	367	117	20	*3	*	*	154,250	744	603	102	34	5	1,083	24,191	22,184	903	1,009	5,585	7,946
Rockwall	550	72	109	183	145	31	10	-----	-----	-----	45,720	153	115	29	*9	*	223	5,268	4,094	178	218	1,231	1,250
Runnels	1,817	85	174	377	652	436	90	3	-----	-----	261,386	295	218	52	18	7	1,213	11,541	44,864	313	663	2,140	4,071
Rusk	3,562	498	949	1,307	645	144	15	1	*3	*	242,841	87	82	1	*4	*	319	1,769	2,385	132	234	723	977
Sabine	1,367	338	458	417	133	*21	*	*	*	*	65,615	5	5	-----	-----	-----	25	145	127	12	57	51	190
San Augustine	1,799	427	639	546	165	19	*3	*	*	*	87,291	20	20	-----	-----	-----	45	136	250	31	45	118	229
San Jacinto	1,213	467	343	259	113	25	*6	*	*	*	56,365	32	32	-----	-----	-----	70	305	539	65	117	215	422
San Patricio	807	101	154	188	223	119	*22	*	*	*	86,477	75	61	11	3	-----	124	2,084	2,046	105	273	853	1,901
San Saba	1,054	90	186	322	318	115	*23	*	*	*	104,164	638	343	179	87	29	984	41,239	55,229	686	862	10,718	8,149
Schleicher	216	14	38	57	70	31	6	-----	-----	-----	23,181	34	*34	*	*	*	102	636	3,924	51	84	308	713
Scurry	1,218	97	138	312	420	229	*22	*	*	*	155,279	175	133	30	*12	*	699	6,093	21,896	215	352	1,606	2,266
Shackelford	387	13	45	109	135	75	10	-----	-----	-----	47,166	84	56	19	4	5	172	4,311	6,266	95	119	674	694
Shelby	3,905	663	1,063	1,410	650	97	14	*8	*	*	252,836	24	*24	*	*	*	104	339	706	47	97	175	348
Sherman	210	6	12	40	61	74	14	3	-----	-----	37,821	53	36	8	*9	*	54	2,428	1,457	47	42	330	292
Smith	4,319	832	1,121	1,401	763	166	24	6	*6	*	298,283	143	138	*5	*	*	369	1,782	2,627	200	381	826	1,418
Somervell	402	54	70	124	116	29	*9	*	*	*	36,614	126	70	41	12	3	171	6,912	4,039	155	174	1,249	1,239
Starr	765	411	232	97	22	*3	*	*	*	*	23,281	27	27	-----	-----	-----	21	274	92	40	151	138	790
Stephens	717	77	108	215	212	88	*17	*	*	*	76,471	290	156	78	46	10	281	17,409	9,037	299	284	2,537	1,638
Sterling	67	2	7	30	19	*9	*	*	*	*	7,379	9	5	*4	*	*	62	452	2,506	10	46	59	405
Stonewall	623	22	52	168	212	139	*30	*	*	*	89,767	37	33	*4	*	*	206	1,115	5,768	56	123	290	830
Sutton	93	19	18	29	23	4	-----	-----	-----	-----	6,244	7	*7	*	*	*	5	99	31	15	23	87	160
Swisher	795	32	70	165	286	207	31	*4	*	*	119,568	186	115	50	14	7	448	8,851	16,210	185	308	1,469	2,634
Tarrant	2,719	335	552	838	648	248	68	13	12	5	333,290	511	357	97	43	14	861	25,985	21,526	592	708	5,618	4,915
Taylor	1,623	103	166	401	556	331	56	7	*3	*	225,907	333	240	58	28	7	829	13,980	28,881	339	460	2,680	2,903
Terrell	77	44	23	5	*5	*	*	*	*	*	2,245	*2	*	*	*	*	11	*	187	*2	10	*	63
Terry	1,058	71	122	251	371	202	35	6	-----	-----	139,463	34	29	*5	*	*	342	959	7,360	55	297	346	2,221
Throckmorton	463	24	60	132	155	75	*17	*	*	*	55,281	136	88	35	*13	*	276	5,887	10,275	130	196	916	1,152
Titus	1,756	294	412	607	362	67	*14	*	*	*	121,741	28	*28	*	*	*	150	565	1,998	47	69	199	320
Tom Green	1,029	108	153	277	271	179	30	8	3	-----	128,975	117	95	15	7	----	412	3,567	18,399	140	383	1,079	3,421
Travis	1,905	346	382	507	443	183	29	8	3	4	222,484	563	441	83	35	4	1,060	19,302	19,888	712	1,074	5,195	6,758
Trinity	1,382	275	468	427	178	30	1	*3	*	*	82,099	8	*8	*	*	*	65	163	655	22	70	121	359
Tyler	1,219	324	341	361	146	41	*6	*	*	*	68,276	12	*12	*	*	*	26	230	154	22	49	155	195
Upshur	2,732	535	787	892	352	135	22	5	4	-----	188,299	29	29	-----	-----	-----	207	377	1,695	54	100	252	415
Upton	51	8	11	15	13	*4	*	*	*	*	4,499	5	*5	*	*	*	5	104	110	7	2	41	25
Uvalde	597	116	196	166	79	35	*5	*	*	*	41,142	59	49	*10	*	*	212	1,558	6,514	73	253	556	2,508

Val Verde	145	35	59	31	14	3	*3	*	*	*	9,154	9	*9	*	*	*	11	166	189	16	13	119	87
Van Zandt	3,766	472	981	1,350	799	145	*19	*	*	*	258,743	131	106	16	*9	*	696	4,513	11,152	176	473	1,232	2,810
Victoria	1,387	140	238	358	314	261	70	*6	*	*	182,761	647	275	158	146	68	815	55,268	50,427	721	948	9,573	11,884
Walker	1,444	350	401	398	217	56	18	4	-----	-----	95,550	259	239	17	*3	*	282	5,379	5,865	344	348	1,806	1,509
Waller	1,245	302	284	302	223	92	21	12	*9	*	127,153	459	267	115	65	12	377	25,202	9,453	529	673	4,616	5,847
Ward	88	15	20	30	16	*7	*	*	*	*	6,916	4	*4	*	*	*	8	121	148	12	10	48	119
Washington	3,265	601	597	897	837	295	33	5	-----	-----	275,727	1,695	1,138	404	142	11	1,352	71,580	34,128	1,996	2,046	12,745	12,988
Webb	186	125	18	19	13	8	*3	*	*	*	9,578	14	*14	*	*	*	30	111	303	23	31	134	215
Wharton	2,895	479	572	780	737	265	49	10	3	-----	267,977	574	368	114	71	21	537	30,278	10,452	669	938	6,844	7,861
Wheeler	1,128	42	82	235	440	272	48	*9	*	*	172,202	177	128	36	*13	*	504	6,657	11,872	205	323	1,620	1,899
Wichita	1,026	60	107	245	349	214	38	9	*4	*	157,016	191	131	34	15	11	293	10,312	13,530	197	363	1,710	2,792
Wilbarger	1,071	19	89	263	395	262	40	3	-----	-----	154,899	168	127	28	10	3	343	6,337	8,712	194	271	1,504	1,724
Willacy	695	115	181	198	140	54	*7	*	*	*	54,489	18	13	*5	*	*	40	682	461	49	94	304	607
Williamson	3,415	255	484	888	1,194	532	54	8	-----	-----	382,708	829	651	132	41	5	1,692	28,932	42,398	992	1,744	6,701	10,741
Wilson	1,553	287	295	440	350	135	34	7	*5	*	170,005	814	419	220	120	55	1,188	55,539	50,145	926	1,352	9,583	13,861
Winkler	10	------	1	3	2	4	------	-----	-----	-----	1,425	*1	*	*	*	*	------	*	--------	*1	1	*	3
Wise	2,082	181	364	703	608	195	22	6	*3	*	203,538	728	431	194	91	12	1,310	38,733	40,997	874	1,014	6,939	6,964
Wood	2,826	446	704	966	578	116	13	*3	*	*	197,582	71	62	4	5	----	481	1,874	4,896	107	196	505	899
Yoakum	166	14	26	40	46	29	8	3	-----	-----	22,377	10	*10	*	*	*	98	295	1,518	24	70	304	398
Young	1,156	71	153	302	417	189	*24	*	*	*	132,099	326	196	85	*45	*	526	15,848	22,284	334	494	2,508	3,203
Zapata	161	89	48	17	7	------	------	-----	-----	-----	4,729	3	3	-----	----	----	9	55	28	8	14	62	46
Zavala	183	38	48	56	26	12	*3	*	*	*	14,244	15	15	-----	----	----	28	232	745	18	39	84	241
UTAH																							
State total	12,763	3,579	2,723	2,021	1,421	1,293	1,005	497	165	59	2,559,031	1,212	612	162	75	363	3,897	812,078	228,483	1,056	2,650	26,073	28,749
Beaver	168	69	43	31	14	5	*6	*	*	*	11,530	19	13	6	----	----	114	612	3,790	21	51	240	800
Box Elder	836	250	163	117	80	108	84	24	7	3	147,448	98	60	7	2	29	240	60,548	13,932	86	211	620	2,516
Cache	1,161	270	272	155	160	145	99	47	*13	*	207,781	38	18	5	3	12	96	18,902	7,253	32	76	303	564
Carbon	274	104	46	60	37	19	*8	*	*	*	21,235	25	20	*5	*	*	52	696	1,026	34	91	212	547
Daggett	55	28	7	12	4	4	------	-----	-----	-----	2,911	25	17	*8	*	*	22	842	503	28	18	313	137
Davis	600	195	137	104	77	41	31	11	*4	*	69,636	23	13	3	2	5	66	11,025	1,585	25	40	194	480
Duchesne	791	265	189	177	86	59	11	4	-----	-----	55,101	222	170	22	17	13	460	14,131	23,647	228	308	1,522	2,080
Emery	504	189	105	72	64	55	13	*6	*	*	43,766	32	22	5	1	4	199	10,835	6,421	32	127	297	1,139
Garfield	228	149	44	17	13	5	------	-----	-----	----	7,243	38	22	4	3	9	125	24,406	3,906	36	69	287	752
Grand	89	23	24	24	11	*7	*	*	*	*	5,731	7	*7	*	*	*	37	116	5,115	11	18	58	135
Iron	307	99	109	53	23	15	*8	*	*	*	19,837	13	2	-----	1	10	100	13,013	3,225	*2	53	*	668
Juab	182	63	34	26	21	19	12	4	*3	*	35,342	23	10	-----	2	11	33	15,416	2,298	17	44	152	369
Kane	105	49	32	16	2	1	2	*3	*	*	8,642	*5	*	*	*	*	17	*	497	8	6	50	67
Millard	506	144	127	96	66	35	24	11	*3	*	60,480	25	11	5	1	8	137	22,632	7,270	27	142	199	1,982
Morgan	121	29	36	19	8	15	9	*5	*	*	21,215	6	2	1	----	3	14	11,097	921	7	17	45	110
Piute	98	40	20	21	6	*11	*	*	*	*	6,410	5	2	*3	*	*	141	2,072	9,444	*6	53	*	1,154
Rich	134	32	37	32	16	11	*6	*	*	*	12,569	15	12	*3	*	*	73	448	2,086	16	58	109	308
Salt Lake	1,169	148	114	113	102	168	244	179	76	25	741,936	75	1	47	5	22	171	78,016	20,548	64	177	4,943	3,159
San Juan	119	34	25	38	16	*6	*	*	*	*	8,618	6	2	1	----	3	49	10,908	5,570	6	27	284	195
Sanpete	753	195	187	119	96	97	40	15	*4	*	98,535	109	17	5	1	86	266	209,151	21,900	32	158	2,371	2,052
Sevier	493	163	124	81	41	37	34	9	*4	*	68,916	52	12	1	3	36	286	69,098	15,187	28	129	192	1,039
Summit	233	51	37	27	43	40	20	12	*3	*	49,228	14	8	1	----	5	64	4,093	6,218	14	39	101	265
Tooele	182	47	37	48	23	15	8	4	-----	-----	19,371	49	33	7	3	6	98	9,478	5,469	48	81	452	1,410
Uintah	729	178	187	181	125	40	13	*5	*	*	58,436	132	75	25	15	17	420	13,766	19,255	124	258	1,086	1,889
Utah	1,274	201	161	141	113	217	249	128	48	16	541,786	41	14	-----	5	22	182	86,806	13,346	32	160	1,042	1,237
Wasatch	219	56	49	39	36	20	13	*6	*	*	56,593	*2	*	*	*	*	41	*	4,255	9	10	51	90
Washington	450	231	129	52	18	13	4	3	-----	-----	21,926	72	18	1	5	48	136	95,969	12,547	38	77	7,439	1,770
Wayne	153	46	48	21	19	11	*8	*	*	*	14,869	12	*12	*	*	*	134	572	3,889	18	73	110	646
Weber	830	231	200	129	101	78	63	21	3	4	141,940	29	15	1	2	11	124	27,339	7,380	27	79	2,552	1,189
VERMONT																							
State total	10,975	3,457	2,766	2,031	1,283	785	375	178	66	34	1,452,295	388	240	47	34	67	1,247	121,361	28,549	421	1,021	7,658	8,496
Addison	987	287	260	208	105	71	28	17	*11	*	129,548	24	15	3	2	4	43	3,866	496	20	49	216	353
Bennington	581	127	143	142	79	48	20	10	9	3	102,675	13	7	2	----	4	46	6,518	690	9	42	532	757
Caledonia	878	291	205	154	105	69	33	14	*7	*	98,723	53	33	5	8	7	86	5,943	1,692	52	106	366	580
Chittenden	759	206	236	113	90	57	30	17	4	6	184,879	11	5	1	2	3	40	6,391	1,190	7	30	87	128
Essex	267	98	87	37	27	12	*6	*	*	*	17,448	8	8	-----	----	----	29	143	376	17	26	65	136
Franklin	932	341	271	155	89	46	18	9	*3	*	73,671	76	39	7	4	26	132	62,512	4,831	76	128	3,305	1,736
Grand Isle	276	77	66	67	45	16	*5	*	*	*	20,706	26	16	6	*4	*	83	1,345	2,243	28	64	248	423
Lamoille	483	203	131	68	48	20	6	*7	*	*	36,746	5	*5	*	*	*	30	459	297	13	26	49	80
Orange	958	261	215	169	131	105	48	25	*4	*	122,042	28	18	5	*5	*	169	1,515	4,282	35	100	215	661
Orleans	973	403	266	161	88	40	6	5	*4	*	67,245	17	10	2	*5	*	91	1,147	1,410	20	58	193	302

COUNTY TABLE 2.—CHICKENS AND TURKEYS—FARMS REPORTING CLASSIFIED BY NUMBER RAISED, 1939; WITH NUMBER OF CHICKENS RAISED, 1939 AND OF TURKEYS RAISED, 1939 AND 1929; AND FARMS REPORTING AND NUMBER OF TURKEYS ON HAND, 1940 AND 1935—Continued

(See text for explanation of asterisks)

STATE AND COUNTY	CHICKENS RAISED, 1939											TURKEYS RAISED								TURKEYS ON HAND (over 4 mo. old, Apr. 1, 1940; over 3 mo. old, Jan. 1, 1935)			
	Farms reporting, by number raised										Number raised	Farms reporting, by number raised, 1939					Farms reporting, 1929	Number raised		Farms reporting		Number	
	Total	Under 25	25 to 49	50 to 99	100 to 199	200 to 399	400 to 799	800 to 1,599	1,600 to 3,199	3,200 and over		Total	Under 50	50 to 99	100 to 199	200 and over		1939	1929	1940	1935	1940	1935
VERMONT—Con.																							
Rutland	1,024	314	245	218	137	46	38	18	5	3	132,259	33	24	3	1	5	101	20,309	1,965	38	65	1,300	359
Washington	954	264	222	184	130	85	40	23	3	3	120,136	35	24	5	*6	*	111	4,625	2,195	33	90	161	1,541
Windham	739	234	173	126	73	64	38	15	10	6	171,948	15	9	*6	*	*	88	862	1,209	16	56	71	371
Windsor	1,164	351	246	229	136	106	61	20	11	4	174,269	44	28	4	3	9	198	5,726	5,673	57	181	852	1,069
VIRGINIA																							
State total	144,535	18,815	33,220	43,055	30,449	12,377	3,684	1,523	755	657	22,116,616	12,071	9,692	1,396	523	460	30,331	705,970	527,715	12,832	28,368	98,646	173,839
Accomack	1,960	42	106	291	550	586	156	38	16	175	2,745,436	165	120	26	10	9	633	11,442	12,256	149	369	2,118	2,272
Albemarle	1,989	234	477	636	417	161	46	9	5	4	238,555	78	55	6	10	7	252	5,839	3,726	82	205	568	2,094
Alleghany	421	43	84	116	122	33	14	*9	*	*	51,227	18	*18	*	*	*	57	358	607	24	49	149	188
Amelia	1,203	189	282	340	232	110	33	11	*6	*	129,117	75	72	*3	*	*	136	1,303	1,462	90	131	310	477
Amherst	1,735	247	457	595	342	75	14	*5	*	*	127,873	23	*23	*	*	*	70	473	689	34	82	123	349
Appomattox	1,096	136	227	360	267	81	17	*8	*	*	99,528	7	7	-----	----	----	31	71	243	9	30	23	148
Arlington	11	1	1	4	-----	2	*3	*	*	*	4,880	-----	-----	-----	----	----	6	--------	51	-----	2	------	18
Augusta	3,072	248	529	729	821	487	158	61	28	11	548,664	538	338	110	53	37	904	52,125	22,420	523	1,027	7,185	8,440
Bath	740	48	123	157	177	185	40	7	*3	*	116,033	83	51	25	*7	*	181	3,744	5,269	91	121	927	678
Bedford	3,568	395	839	1,382	738	166	33	*15	*	*	277,769	191	170	17	*4	*	391	4,730	3,741	198	466	840	1,813
Bland	823	96	171	309	195	42	6	4	-----	-----	66,460	254	226	25	*3	*	454	7,106	10,277	265	425	1,298	2,411
Botetourt	1,472	179	344	465	295	122	41	15	7	4	187,418	55	47	*8	*	*	59	5,567	427	64	113	731	1,034
Brunswick	2,096	387	650	623	336	80	14	*6	*	*	139,675	37	34	*3	*	*	243	622	2,086	46	177	162	689
Buchanan	1,924	563	648	489	197	23	*4	*	*	*	87,398	56	*56	*	*	*	241	826	2,815	101	251	432	1,213
Buckingham	1,579	292	400	440	330	98	11	3	*5	*	141,743	39	*39	*	*	*	177	617	1,727	50	145	216	546
Campbell	2,106	302	456	637	471	168	44	18	*10	*	221,756	32	27	*5	*	*	127	1,926	731	45	108	239	521
Caroline	1,547	134	331	433	323	190	82	39	12	3	253,415	140	128	8	*4	*	299	3,239	2,418	160	293	526	1,307
Carroll	3,332	925	1,188	875	283	50	8	*3	*	*	155,144	350	331	*19	*	*	837	7,371	14,294	392	649	1,938	3,192
Charles City	310	54	51	79	64	26	22	10	4	-----	50,791	7	*7	*	*	*	18	332	107	8	11	74	37
Charlotte	1,897	218	450	589	435	141	33	20	*11	*	204,523	43	40	*3	*	*	198	690	1,073	50	161	175	787
Chesterfield	1,276	183	273	335	219	124	69	37	22	14	307,132	43	37	*6	*	*	54	1,036	449	52	100	220	438
Clarke	410	22	82	100	121	69	*16	*	*	*	48,833	67	47	13	4	3	223	3,431	4,879	69	197	498	1,256
Craig	453	28	66	175	149	29	3	*3	*	*	43,804	124	97	*27	*	*	262	4,054	5,718	128	248	723	1,537
Culpeper	1,074	39	155	273	321	222	42	13	6	3	178,211	261	190	41	20	10	471	13,834	11,483	213	451	1,631	3,629
Cumberland	1,005	117	282	308	207	64	17	4	*6	*	92,892	20	15	1	----	4	159	2,660	2,484	24	128	854	702
Dickenson	1,692	488	606	446	125	22	*5	*	*	*	75,386	19	*19	*	*	*	178	280	2,940	30	216	120	998
Dinwiddie	1,618	231	388	451	325	133	52	19	15	4	248,365	92	75	11	3	3	130	4,138	1,971	115	146	557	1,333
Elizabeth City	167	14	23	66	30	18	2	6	2	6	113,556	3	*	*	*	*	9	*	27	6	16	17	57
Essex	816	76	173	244	188	101	23	7	*4	*	115,054	70	62	8	----	----	214	1,456	2,670	69	198	272	1,270
Fairfax	1,070	97	183	277	250	156	69	18	12	8	235,224	88	73	9	2	4	89	4,136	1,027	95	178	554	1,653
Fauquier	1,819	154	389	529	469	210	42	16	7	3	232,427	443	323	78	29	13	637	19,086	13,298	489	735	3,332	5,465
Floyd	1,925	332	652	576	233	83	37	8	4	-----	143,303	333	279	39	6	9	877	11,793	16,660	374	788	1,944	4,253
Fluvanna	977	177	251	252	166	75	27	17	*12	*	129,059	46	37	4	1	4	164	3,016	1,924	49	91	744	860
Franklin	3,388	403	804	1,157	710	193	67	41	9	4	343,263	141	135	6	----	----	498	1,969	4,481	161	416	495	1,928
Frederick	1,279	136	249	380	299	146	39	21	4	5	181,672	182	131	30	12	9	386	13,431	7,378	184	432	1,412	2,683
Giles	1,030	138	221	352	239	69	*11	*	*	*	81,844	141	131	7	*3	*	489	3,326	8,503	146	414	743	2,750
Gloucester	1,084	86	204	292	280	136	56	23	*7	*	172,240	55	47	5	*3	*	255	1,361	2,861	57	130	196	1,270
Goochland	1,122	189	296	283	206	74	34	21	19	-----	153,287	85	79	*6	*	*	134	1,565	1,409	100	146	368	605
Grayson	2,570	573	881	779	275	46	11	*5	*	*	137,494	719	670	35	11	3	1,408	21,076	26,335	823	1,386	3,889	7,152
Greene	723	93	160	197	161	74	21	14	*3	*	88,084	103	71	14	12	6	201	5,625	2,667	86	222	553	1,276
Greensville	1,012	291	299	226	140	47	*9	*	*	*	60,665	14	10	*4	*	*	33	485	261	14	39	70	156
Halifax	4,904	782	1,258	1,695	903	204	46	10	*6	*	353,625	203	194	5	*4	*	919	3,030	7,978	267	705	871	3,104

Hanover	1,502	183	302	342	303	180	99	56	28	11	343,730	141	115	20	*6	*	348	4,562	4,418	162	379	680	1,615
Henrico	809	61	114	187	190	106	69	38	21	23	344,348	32	28	*4	*	*	33	609	193	34	51	178	276
Henry	1,675	208	382	535	451	84	24	4	2	4	166,252	28	23	*5	*	*	159	861	1,278	34	98	217	398
Highland	577	145	187	148	66	19	8	*4	*	*	37,827	229	182	29	11	7	408	10,190	11,365	215	419	1,902	2,617
Isle of Wight	1,106	121	223	343	276	98	26	14	2	3	143,064	27	*27	*	*	*	94	510	298	26	67	68	202
James City	273	40	56	75	48	37	7	*10	*	*	52,098	6	6	——	——	——	35	88	384	9	26	28	123
King and Queen	1,052	94	205	297	263	142	41	*10	*	*	121,587	189	173	12	4	——	314	3,661	3,343	207	232	644	947
King George	738	30	105	196	227	130	54	10	*6	*	127,598	106	92	*14	*	*	213	2,589	3,581	113	172	506	954
King William	638	79	132	175	135	69	29	14	*5	*	91,110	169	155	10	4	——	266	3,305	2,821	184	247	721	998
Lancaster	584	35	82	153	157	93	40	19	5	——	103,981	36	30	*6	*	*	137	1,141	2,437	37	104	172	480
Lee	3,053	334	843	1,179	603	89	5	——	——	——	194,672	114	107	4	3	——	731	2,117	14,017	120	753	605	3,323
Loudoun	1,473	91	188	415	458	249	57	10	2	3	231,131	340	274	55	8	3	483	13,858	10,300	381	676	2,625	5,305
Louisa	1,906	290	489	534	347	150	67	20	6	3	233,850	254	228	18	5	3	463	6,396	7,564	293	428	1,261	2,189
Lunenburg	1,696	243	372	561	389	103	25	*3	*	*	134,944	53	50	*3	*	*	127	1,010	1,276	59	137	178	588
Madison	1,096	50	122	215	365	268	57	12	*7	*	202,559	277	160	70	28	19	545	19,525	14,041	233	564	2,616	4,695
Mathews	707	16	91	210	252	91	36	7	4	——	104,771	15	12	3	——	——	88	359	607	13	48	62	271
Mecklenburg	3,478	623	839	1,070	782	148	*16	*	*	*	231,566	48	44	4	——	——	343	853	2,048	77	226	299	911
Middlesex	661	35	129	188	172	95	30	*12	*	*	91,088	49	40	6	*3	*	198	1,615	2,407	46	150	210	664
Montgomery	1,405	217	425	439	240	85	11	*8	*	*	108,124	141	116	14	8	3	424	5,228	7,551	153	346	923	2,110
Nansemond	1,284	139	272	437	295	105	25	*11	*	*	144,959	12	12	——	——	——	51	162	162	14	42	60	152
Nelson	1,525	199	333	543	359	80	*11	*	*	*	110,367	21	17	*4	*	*	131	539	1,131	29	87	148	488
New Kent	266	34	57	63	64	28	12	4	*4	*	49,274	12	12	——	——	——	50	210	694	21	59	98	287
Norfolk	804	107	145	237	183	89	29	10	*4	*	107,032	11	*11	*	*	*	16	218	109	9	22	76	135
Northampton	630	19	36	113	222	208	29	*3	*	*	135,366	43	33	6	*4	*	152	3,383	1,875	39	109	315	888
Northumberland	1,074	43	83	214	393	241	80	17	*3	*	189,751	191	131	37	17	6	429	9,127	10,875	176	337	1,011	2,701
Nottoway	1,242	170	293	367	286	94	21	7	*4	*	117,160	26	22	1	3	——	68	837	565	33	76	149	297
Orange	1,130	89	221	309	272	166	43	24	*6	*	165,008	235	159	44	25	7	395	15,260	8,333	250	400	3,828	3,154
Page	1,147	80	209	314	307	162	55	9	8	3	170,130	53	42	6	*5	*	221	1,988	3,898	68	178	438	1,371
Patrick	2,488	447	844	796	315	66	13	*7	*	*	146,165	29	29	——	——	——	204	342	2,338	35	100	154	586
Pittsylvania	5,637	586	1,158	2,101	1,413	321	42	9	*7	*	461,479	67	60	*7	*	*	533	1,138	4,676	94	454	389	2,285
Powhatan	638	87	133	168	142	72	19	7	5	5	111,895	44	39	2	*3	*	115	1,209	1,219	55	116	288	738
Prince Edward	1,390	175	306	438	335	112	18	*6	*	*	122,282	68	60	3	3	——	181	1,485	2,829	76	167	341	808
Prince George	698	177	148	152	111	71	24	8	3	4	119,117	28	*28	*	*	*	31	444	481	29	28	106	116
Prince William	775	31	125	197	188	160	52	19	3	——	129,887	103	71	15	10	7	163	8,874	5,129	112	235	1,754	2,409
Princess Anne	742	59	110	174	150	163	63	17	*6	*	155,994	166	79	41	40	6	256	11,040	8,956	151	206	977	3,529
Pulaski	909	150	244	284	153	57	17	*4	*	*	72,713	105	71	10	9	15	377	14,257	8,586	107	288	1,416	2,621
Rappahannock	707	58	110	226	196	94	*25	*	*	*	76,313	105	87	12	*6	*	267	3,308	4,685	115	251	652	1,419
Richmond	783	36	118	238	203	142	37	*11	*	*	110,512	164	146	13	5	——	335	4,206	5,702	167	228	687	1,120
Roanoke	1,152	153	315	334	220	84	29	15	3	3	156,641	42	35	3	*4	*	61	1,589	520	50	69	188	348
Rockbridge	1,832	188	343	552	511	198	33	3	4	5	206,222	158	139	19	——	——	191	3,353	1,757	172	327	881	1,981
Rockingham	3,156	194	344	464	469	512	360	288	270	255	3,465,123	427	165	57	33	172	960	225,675	29,393	286	945	16,658	11,101
Russell	2,465	281	660	949	489	77	6	*3	*	*	166,272	305	254	41	*10	*	1,165	8,342	31,356	327	1,172	1,598	5,941
Scott	3,380	453	1,024	1,162	647	88	*6	*	*	*	207,253	254	210	34	*10	*	1,198	7,028	18,153	234	1,054	2,001	4,705
Shenandoah	1,936	118	247	379	384	368	197	139	64	40	1,036,047	166	103	18	14	31	399	28,084	7,840	149	436	2,153	3,116
Smyth	1,595	183	346	528	403	113	13	*7	*	*	136,120	137	122	11	*4	*	513	4,870	7,796	146	427	1,883	2,354
Southampton	2,010	427	555	595	296	106	21	*10	*	*	146,931	27	*27	*	*	*	142	394	573	40	105	95	289
Spotsylvania	1,180	93	213	385	306	135	35	9	*4	*	149,239	201	175	22	*4	*	430	4,977	6,493	234	328	880	1,252
Stafford	786	45	134	234	226	101	29	14	*3	*	108,300	88	73	——	8	7	172	2,640	2,829	86	320	810	1,421
Surry	661	115	189	189	118	38	*12	*	*	*	48,411	15	*15	*	*	*	35	621	170	12	42	35	175
Sussex	996	164	234	279	224	68	15	7	*5	*	110,784	11	*11	*	*	*	33	290	168	17	24	65	93
Tazewell	1,382	167	376	487	258	79	11	*4	*	*	107,158	223	188	26	*9	*	404	7,072	7,109	258	484	1,620	3,041
Warren	657	50	127	195	165	89	21	6	*4	*	120,552	76	59	13	4	——	164	2,342	3,898	83	188	433	971
Warwick	208	42	55	50	31	13	9	5	3	——	29,230	3	3	——	——	——	12	29	320	*4	5	*	39
Washington	3,760	386	895	1,351	899	192	28	6	3	——	290,305	330	292	32	*6	*	825	8,375	11,931	372	816	1,685	4,720
Westmoreland	988	74	158	228	239	156	66	34	*13	*	190,183	120	97	11	8	4	239	4,121	3,802	127	159	628	973
Wise	1,811	480	670	496	138	21	*6	*	*	*	84,669	28	28	——	——	——	201	344	1,959	38	104	211	685
Wythe	1,561	205	332	480	390	123	26	*5	*	*	142,162	278	227	36	7	8	723	10,017	15,245	307	623	1,916	4,299
York	334	22	57	105	103	38	5	*4	*	*	45,226	*2	*	*	*	*	17	*	606	*1	20	*	158
Independent cities	112	18	26	40	13	10	2	——	*3	*	27,299	4	4	——	——	——	——	——	——	——	17	——	64
WASHINGTON																							
State total	48,841	12,664	10,235	10,015	7,004	4,304	2,821	1,293	374	131	7,879,774	2,671	1,698	305	193	475	6,447	604,857	251,713	2,721	5,263	66,469	53,842
Adams	535	26	42	98	240	110	*19	*	*	*	74,189	38	27	5	3	3	76	2,368	1,092	31	109	208	615
Asotin	393	80	84	88	77	49	10	*5	*	*	42,240	12	6	3	*3	*	69	3,527	2,059	18	60	303	475
Benton	1,075	221	214	302	200	99	27	8	4	——	109,305	114	36	6	14	58	247	66,749	20,696	81	200	4,797	5,784
Chelan	944	155	227	303	163	59	21	*16	*	*	96,200	31	24	4	*3	*	108	1,935	2,928	35	58	237	365
Clallam	751	298	218	124	63	35	7	*6	*	*	48,280	42	30	5	3	4	57	2,911	1,805	43	50	250	248
Clark	2,656	871	664	450	257	199	129	64	18	4	336,418	192	116	18	11	47	284	96,444	7,456	154	290	8,276	2,700

COUNTY TABLE 2.—CHICKENS AND TURKEYS—FARMS REPORTING CLASSIFIED BY NUMBER RAISED, 1939; WITH NUMBER OF CHICKENS RAISED, 1939 AND OF TURKEYS RAISED, 1939 AND 1929; AND FARMS REPORTING AND NUMBER OF TURKEYS ON HAND, 1940 AND 1935—Continued

(See text for explanation of asterisks)

STATE AND COUNTY	CHICKENS RAISED, 1939											TURKEYS RAISED								TURKEYS ON HAND (over 4 mo. old, Apr. 1, 1940; over 3 mo. old, Jan. 1, 1935)			
	Farms reporting, by number raised										Number raised	Farms reporting, by number raised, 1939					Farms reporting, 1929	Number raised		Farms reporting		Number	
	Total	Under 25	25 to 49	50 to 99	100 to 199	200 to 399	400 to 799	800 to 1,599	1,600 to 3,199	3,200 and over		Total	Under 50	50 to 99	100 to 199	200 and over		1939	1929	1940	1935	1940	1935
WASHINGTON—Con.																							
Columbia	405	71	74	108	95	47	*10	*	*	*	38,456	58	41	10	2	5	106	4,827	3,241	60	110	381	807
Cowlitz	1,069	429	236	195	99	41	48	14	3	4	115,105	50	37	5	——	8	93	6,887	2,684	54	123	622	668
Douglas	722	96	114	180	211	98	19	4	——	——	79,325	33	28	1	*4	*	114	1,141	3,690	35	62	263	406
Ferry	367	101	96	101	53	10	*6	*	*	*	23,006	27	17	7	3	——	70	1,134	835	48	55	276	286
Franklin	222	41	35	48	53	32	*13	*	*	*	26,557	4	*4	*	*	*	46	216	1,830	4	35	49	181
Garfield	274	26	55	79	65	42	*7	*	*	*	28,692	17	13	1	*3	*	71	791	1,869	21	85	221	781
Grant	453	63	43	130	134	66	9	*8	*	*	57,849	45	35	4	*6	*	125	1,977	4,323	42	81	660	608
Grays Harbor	1,246	460	312	239	124	52	37	18	*4	*	108,354	48	39	2	2	5	82	5,346	3,021	61	91	644	712
Island	591	154	102	53	46	50	97	58	19	12	309,877	58	12	4	5	37	80	65,447	6,120	36	98	4,677	1,361
Jefferson	295	90	75	52	36	18	17	*7	*	*	35,349	21	9	2	1	9	34	14,605	4,751	29	30	1,071	394
King	5,220	896	681	501	516	260	294	189	53	30	988,267	124	88	7	7	22	228	20,561	7,060	133	144	2,938	1,584
Kitsap	1,269	367	208	188	163	121	135	66	*21	*	266,848	81	58	9	2	12	129	19,432	6,065	69	93	1,606	646
Kittitas	836	127	157	227	191	88	34	*12	*	*	98,170	100	71	13	7	9	166	13,139	3,813	103	179	1,816	1,673
Klickitat	724	227	166	155	113	39	15	*9	*	*	58,051	51	37	5	5	4	153	3,253	4,654	58	152	502	1,237
Lewis	2,393	701	523	425	222	186	211	92	23	10	508,963	113	61	14	14	24	344	31,962	9,290	129	256	8,053	2,222
Lincoln	1,006	78	119	260	335	172	35	*7	*	*	131,629	47	36	4	*7	*	163	8,456	3,421	50	174	663	976
Mason	381	160	92	74	16	17	12	7	3	——	35,113	22	18	1	*3	*	39	1,191	963	23	23	137	109
Okanogan	1,485	289	312	452	298	98	28	*8	*	*	127,236	132	99	23	*10	*	405	5,740	20,921	155	283	1,179	2,171
Pacific	414	171	106	71	24	20	17	5	——	——	33,750	8	8	——	——	——	41	91	884	14	19	60	111
Pend Oreille	349	92	75	86	46	29	16	*5	*	*	37,530	11	7	1	——	3	28	1,916	1,196	12	31	213	453
Pierce	2,749	812	602	396	218	252	276	139	44	10	608,758	75	48	11	6	10	186	16,684	9,163	75	153	1,108	2,164
San Juan	298	85	67	71	29	23	16	7	——	——	33,536	45	23	7	3	12	149	9,005	10,767	38	95	410	1,217
Skagit	1,718	723	587	243	96	89	98	49	23	10	300,127	49	37	6	1	5	174	10,491	4,676	55	89	767	551
Skamania	207	32	67	51	35	17	2	*3	*	*	20,740	15	5	1	1	8	13	7,482	154	12	32	100	208
Snohomish	3,204	1,234	709	448	210	210	230	113	38	12	577,845	76	51	6	4	15	159	20,265	4,186	92	152	2,931	1,211
Spokane	3,110	582	628	736	572	359	155	53	19	6	467,046	106	71	15	14	6	243	9,396	6,350	125	221	1,087	1,654
Stevens	1,737	417	411	504	297	87	13	*8	*	*	124,981	93	66	15	6	6	289	4,369	11,934	117	191	686	1,138
Thurston	1,752	569	409	315	177	125	98	37	14	8	264,770	96	57	12	5	22	136	24,516	5,312	101	126	4,698	1,030
Wahkiakum	254	144	55	27	12	7	6	*3	*	*	15,889	10	10	——	——	——	24	178	194	11	18	65	55
Walla Walla	979	137	188	278	208	122	34	*12	*	*	112,402	118	78	12	13	15	217	14,007	7,545	114	190	1,801	1,664
Whatcom	2,608	595	436	300	215	306	443	238	62	15	876,842	61	50	2	3	6	153	4,827	3,058	68	158	2,421	993
Whitman	2,019	155	279	543	605	349	75	9	*4	*	269,368	85	69	8	2	6	218	5,188	4,534	105	222	735	1,500
Yakima	4,131	891	967	1,114	690	321	109	28	*11	*	392,731	363	177	56	30	100	1,128	96,403	57,173	310	725	9,558	12,886
WEST VIRGINIA																							
State total	74,934	16,517	21,893	20,950	10,898	3,311	767	329	168	101	6,087,205	4,498	3,865	404	139	90	11,214	169,137	182,522	5,267	12,346	31,554	66,781
Barbour	1,589	419	496	433	187	45	*9	*	*	*	87,128	79	63	10	6	——	106	2,427	2,082	104	151	590	1,221
Berkeley	1,039	60	186	317	307	152	27	*10	*	*	123,248	59	39	4	4	12	171	22,372	2,959	67	185	3,473	1,408
Boone	782	165	229	256	111	*21	*	*	*	*	45,378	9	9	——	——	——	33	62	166	11	39	54	145
Braxton	2,426	602	801	668	292	52	7	*4	*	*	130,579	233	217	*16	*	*	847	4,456	16,012	260	789	1,350	4,136
Brooke	301	49	69	72	64	33	11	*3	*	*	33,429	11	7	*4	*	*	28	453	271	10	36	60	293
Cabell	1,483	350	478	396	187	55	6	6	*5	*	111,609	34	34	——	——	——	129	341	1,010	60	144	239	635
Calhoun	1,294	350	465	310	140	22	*7	*	*	*	67,782	19	*19	*	*	*	119	635	1,540	23	140	143	663
Clay	1,011	263	331	267	101	38	*11	*	*	*	57,964	4	*4	*	*	*	158	516	2,010	21	113	151	578
Doddridge	1,170	410	424	247	74	*15	*	*	*	*	47,136	32	28	*4	*	*	69	773	612	33	78	129	390
Fayette	1,746	326	539	553	260	48	15	*5	*	*	113,092	23	20	*3	*	*	101	510	1,046	31	107	117	460
Gilmer	1,445	419	489	392	121	20	4	——	——	——	67,427	92	89	*3	*	*	217	1,554	3,188	117	380	490	1,725
Grant	726	98	156	217	139	73	25	10	5	3	101,103	174	124	31	14	5	284	9,994	6,885	170	307	1,130	2,075

Greenbrier	2,289	425	649	674	395	127	14	*5	*	*	160,952	367	329	27	7	4	836	10,562	14,715	426	855	2,055	4,229
Hampshire	1,141	202	288	320	203	89	23	10	*6	*	114,546	125	95	21	5	4	308	5,376	4,221	122	329	749	1,616
Hancock	227	35	49	80	33	22	8	----	----	----	20,133	7	4	*3	*	*	13	376	45	11	29	73	132
Hardy	946	94	155	171	113	73	66	100	105	69	887,989	124	64	12	15	33	207	22,647	4,814	102	293	813	1,952
Harrison	2,065	384	535	657	345	105	25	9	*5	*	165,052	125	101	16	5	3	135	4,723	2,282	149	289	880	1,809
Jackson	1,954	384	472	539	372	152	26	9	----	----	161,843	391	355	30	6	----	702	9,155	13,187	479	809	2,495	4,533
Jefferson	734	33	91	197	252	138	18	*5	*	*	96,548	92	73	11	1	7	158	7,991	2,756	92	191	1,251	1,267
Kanawha	2,168	498	713	579	289	61	19	*9	*	*	137,056	74	69	2	*3	*	246	1,534	3,007	91	276	517	1,372
Lewis	1,462	263	452	460	221	49	13	4	----	----	93,999	83	73	7	3	----	244	2,065	3,941	100	365	478	1,856
Lincoln	2,217	527	746	676	224	37	3	*4	*	*	111,425	45	45	----	----	----	98	318	452	72	141	266	510
Logan	788	124	282	260	118	*24	*	*	*	*	45,977	7	*7	*	*	*	37	174	232	12	45	87	188
McDowell	1,461	352	524	402	136	40	*7	*	*	*	76,615	7	7	----	----	----	57	56	269	22	35	84	371
Marion	1,874	440	626	514	219	58	13	4	----	----	108,882	25	22	*3	*	*	46	841	505	36	93	180	341
Marshall	1,451	194	317	466	329	122	20	*3	*	*	127,662	119	109	5	*5	*	151	2,938	1,682	114	288	546	1,347
Mason	1,694	261	389	535	357	127	17	*8	*	*	141,461	86	78	*8	*	*	312	1,901	4,406	126	348	686	1,733
Mercer	2,404	610	725	687	305	62	11	4	----	----	132,933	68	*68	*	*	*	408	1,040	5,152	101	237	408	996
Mineral	777	149	193	202	151	59	*23	*	*	*	64,660	49	41	*8	*	*	72	1,317	1,226	52	99	233	403
Mingo	1,455	395	443	428	145	33	*11	*	*	*	81,601	5	5	----	----	----	17	94	72	16	28	63	155
Monongalia	1,400	305	412	409	188	58	18	5	*5	*	129,030	68	53	5	7	3	54	2,842	874	70	157	449	766
Monroe	1,586	197	373	547	384	77	*8	*	*	*	117,004	410	363	41	*6	*	895	9,822	16,190	465	974	2,460	5,799
Morgan	592	87	110	182	145	53	8	*7	*	*	60,015	20	*20	*	*	*	39	256	420	23	43	118	314
Nicholas	1,840	334	566	572	297	56	*15	*	*	*	114,777	112	94	13	5	----	418	3,251	9,556	128	305	685	1,704
Ohio	330	57	58	82	73	37	17	*6	*	*	43,900	21	17	1	*3	*	44	1,070	797	31	58	247	307
Pendleton	1,207	181	249	289	251	110	66	39	12	10	251,989	410	311	72	21	6	619	16,489	14,652	418	615	2,505	3,662
Pleasants	409	101	106	123	52	19	*8	*	*	*	28,120	5	5	----	----	----	4	37	14	3	13	12	53
Pocahontas	1,128	304	338	294	154	32	*6	*	*	*	61,895	164	143	*21	*	*	401	3,950	7,207	174	351	857	1,971
Preston	1,985	488	541	509	295	115	29	5	3	----	145,722	87	78	6	*3	*	188	1,736	2,352	105	226	433	910
Putnam	1,314	257	409	396	179	63	*10	*	*	*	92,006	145	*145	*	*	*	292	1,282	4,479	182	290	801	1,820
Raleigh	1,932	443	610	505	281	74	11	4	*4	*	131,725	40	*40	*	*	*	195	552	2,249	62	162	278	768
Randolph	1,578	499	543	359	132	27	12	6	----	----	80,768	17	17	----	----	----	190	156	2,845	33	139	128	681
Ritchie	1,448	426	514	348	109	30	10	*11	*	*	82,784	10	7	*3	*	*	49	359	657	24	58	106	181
Roane	1,780	423	574	477	235	51	15	*5	*	*	113,153	83	75	8	----	----	442	1,906	6,555	99	510	492	2,652
Summers	1,697	390	477	484	240	90	13	*3	*	*	110,290	119	115	1	3	----	429	2,161	6,809	129	382	634	1,882
Taylor	838	208	243	248	112	21	*6	*	*	*	47,695	17	*17	*	*	*	42	221	267	20	82	79	361
Tucker	606	183	194	133	67	23	*8	*	*	*	35,342	4	4	----	----	----	30	78	329	10	26	45	104
Tyler	1,107	224	331	324	164	47	14	3	----	----	75,748	11	8	*3	*	*	29	428	148	20	49	100	183
Upshur	1,612	458	480	435	170	51	14	1	3	----	95,040	16	12	*4	*	*	133	481	1,701	26	134	119	1,279
Wayne	2,031	660	602	475	200	76	9	6	3	----	116,156	20	16	*4	*	*	74	1,076	619	27	146	119	674
Webster	1,284	451	429	264	93	29	11	*7	*	*	69,142	12	12	----	----	----	114	127	1,140	16	49	84	206
Wetzel	1,326	273	367	415	207	59	*5	*	*	*	83,454	54	47	1	*6	*	67	1,627	566	67	129	500	636
Wirt	764	180	219	210	111	34	4	2	*4	*	62,709	24	*24	*	*	*	56	456	668	27	93	136	453
Wood	1,660	289	458	472	302	104	27	7	*3	*	142,966	48	43	1	*4	*	21	1,455	139	55	49	286	475
Wyoming	1,361	218	420	423	267	29	4	----	----	----	80,546	13	13	----	----	----	80	138	564	23	89	91	401
WISCONSIN																							
State total	129,050	12,424	19,378	31,164	36,630	23,248	5,171	832	141	62	17,564,026	3,991	3,048	404	215	324	8,584	345,322	177,116	4,745	11,156	46,226	78,406
Adams	1,008	91	145	246	318	172	32	4	----	----	122,954	68	50	12	3	3	91	2,927	2,353	85	175	658	1,177
Ashland	749	173	194	224	118	37	*5	*	*	*	48,173	13	10	*3	*	*	55	760	879	13	41	63	154
Barron	2,376	389	535	657	508	230	49	*8	*	*	217,064	110	66	6	8	10	382	16,416	7,597	117	487	1,237	3,119
Bayfield	1,073	282	243	257	193	73	*25	*	*	*	84,584	46	31	4	4	7	124	3,080	2,347	42	100	346	978
Brown	2,205	276	484	725	493	185	28	11	*3	*	215,630	44	31	6	----	7	93	4,402	1,185	53	109	343	935
Buffalo	1,526	94	148	339	486	367	81	*11	*	*	233,582	108	84	14	5	5	125	5,590	1,381	137	184	1,011	1,249
Burnett	1,134	126	214	305	305	140	38	*6	*	*	129,880	43	33	4	3	3	194	2,630	6,264	55	228	705	1,560
Calumet	1,386	93	184	361	478	227	34	*9	*	*	174,766	31	26	*5	*	*	90	1,085	2,021	36	91	339	732
Chippewa	2,578	402	521	676	591	284	76	21	*7	*	288,844	145	116	16	4	9	311	10,995	6,409	176	375	1,507	2,407
Clark	3,508	511	763	1,069	843	259	43	20	----	----	305,451	70	59	5	2	4	181	3,067	2,924	88	188	545	1,221
Columbia	2,199	105	166	330	655	719	188	27	5	4	440,268	81	53	13	6	9	165	12,571	2,492	86	210	748	1,511
Crawford	1,470	128	227	427	468	177	34	*9	*	*	162,001	52	45	2	*5	*	165	1,810	2,230	69	152	519	995
Dane	4,297	168	337	684	1,410	1,310	324	52	7	5	815,615	55	42	3	----	10	86	7,180	1,729	79	112	1,358	1,549
Dodge	3,528	147	290	653	1,169	1,044	189	27	5	4	623,220	82	59	16	2	5	78	3,730	646	89	91	470	578
Door	1,347	128	258	342	400	191	19	*9	*	*	146,636	16	11	*5	*	*	63	2,044	1,010	16	123	190	664
Douglas	885	258	200	197	120	78	23	*11	*	*	81,757	49	40	1	4	4	144	2,511	4,155	68	185	495	1,046
Dunn	2,062	217	298	465	575	406	84	*17	*	*	285,641	126	97	11	10	8	393	10,486	8,100	143	536	1,281	3,974
Eau Claire	1,607	115	233	420	489	259	72	19	----	----	211,632	132	105	18	2	7	305	6,473	6,100	148	331	1,310	1,783
Florence	277	61	67	79	45	16	*9	*	*	*	23,233	4	*4	*	*	*	17	95	354	4	13	21	89
Fond du Lac	2,797	159	342	700	906	574	101	12	3	----	381,997	35	32	*3	*	*	79	1,785	2,253	48	77	298	520
Forest	419	77	118	128	69	20	*7	*	*	*	29,893	6	6	----	----	----	9	27	64	11	43	29	189

COUNTY TABLE 2.—CHICKENS AND TURKEYS—FARMS REPORTING CLASSIFIED BY NUMBER RAISED, 1939; WITH NUMBER OF CHICKENS RAISED, 1939 AND OF TURKEYS RAISED, 1939 AND 1929; AND FARMS REPORTING AND NUMBER OF TURKEYS ON HAND, 1940 AND 1935—Continued

(See text for explanation of asterisks)

STATE AND COUNTY	CHICKENS RAISED, 1939											TURKEYS RAISED								TURKEYS ON HAND (over 4 mo. old, Apr. 1, 1940; over 3 mo. old, Jan. 1, 1935)			
	Farms reporting, by number raised										Number raised	Farms reporting, by number raised, 1939					Farms reporting, 1929	Number raised		Farms reporting		Number	
	Total	Under 25	25 to 49	50 to 99	100 to 199	200 to 399	400 to 799	800 to 1,599	1,600 to 3,199	3,200 and over		Total	Under 50	50 to 99	100 to 199	200 and over		1939	1929	1940	1935	1940	1935
WISCONSIN—Con.																							
Grant	3,303	149	252	600	1,181	949	150	17	*5	*	550,134	136	108	14	7	7	127	8,614	1,496	175	207	1,105	1,782
Green	1,953	68	136	389	745	535	71	6	*3	*	312,557	67	53	5	2	7	54	3,300	700	78	85	672	754
Green Lake	1,224	55	121	292	437	267	47	2	*3	*	184,714	42	*42	*	*	*	38	931	522	53	82	246	538
Iowa	1,942	119	216	500	716	338	50	*3	*	*	249,344	86	67	13	3	3	65	3,282	844	109	129	894	819
Iron	216	72	45	47	33	14	1	*4	*	*	17,852	*2	*	*	*	*	17	*	558	*3	15	*	122
Jackson	1,408	128	182	272	412	315	87	*12	*	*	208,859	44	27	6	4	7	116	16,112	2,261	50	142	1,063	889
Jefferson	2,390	80	164	353	768	839	176	24	3	3	472,522	81	61	6	8	6	171	12,338	4,902	81	145	966	1,276
Juneau	1,548	162	223	420	472	227	34	*10	*	*	177,665	40	32	4	*4	*	115	1,694	1,868	57	151	398	888
Kenosha	1,140	58	138	216	319	308	84	*17	*	*	198,687	61	47	4	6	4	79	8,217	996	71	79	1,174	1,440
Kewaunee	1,484	108	212	410	525	202	*27	*	*	*	158,139	10	*10	*	*	*	42	259	484	18	55	71	290
La Crosse	1,282	67	142	246	389	343	80	12	3	-----	217,160	8	4	-----	-----	4	34	2,778	535	12	63	172	361
Lafayette	1,875	84	176	443	720	414	34	4	-----	-----	244,791	99	82	11	3	3	105	3,933	1,069	126	197	847	1,323
Langlade	1,116	195	301	308	229	69	10	*4	*	*	86,912	4	*4	*	*	*	20	75	116	9	51	77	329
Lincoln	1,181	258	318	343	187	55	14	*6	*	*	93,246	17	14	-----	-----	3	42	1,481	1,725	22	79	175	621
Manitowoc	2,556	196	480	701	773	320	70	*16	*	*	288,411	26	14	5	2	5	40	2,441	900	21	63	348	438
Marathon	4,390	649	1,034	1,265	1,024	346	59	7	6	-----	378,403	52	43	2	3	4	107	4,083	934	75	180	902	859
Marinette	1,912	242	421	624	439	150	31	*5	*	*	170,850	33	*33	*	*	*	54	505	620	48	114	231	666
Marquette	1,087	48	136	287	398	185	*33	*	*	*	134,731	77	55	11	6	5	121	4,524	3,077	96	170	795	1,883
Milwaukee	1,102	130	208	291	258	155	44	12	4	-----	139,427	16	11	-----	2	3	10	1,415	38	20	25	96	99
Monroe	2,547	194	291	652	822	471	100	*17	*	*	334,288	37	24	5	2	6	108	6,729	3,763	40	122	400	723
Oconto	2,338	361	459	726	573	181	29	5	*4	*	206,450	53	47	1	-----	5	91	3,844	2,627	78	119	605	762
Oneida	477	76	119	128	77	53	16	5	3	-----	54,362	9	6	*3	*	*	19	1,080	89	11	25	159	120
Outagamie	2,425	177	339	612	793	409	83	9	3	-----	308,628	50	40	*10	*	*	144	1,310	2,519	69	165	427	1,037
Ozaukee	1,144	53	144	262	349	252	65	10	5	4	199,671	18	12	2	*4	*	17	1,695	161	15	27	101	210
Pepin	715	40	78	126	209	212	43	7	-----	-----	119,016	37	27	3	2	5	53	3,436	541	42	73	418	527
Pierce	2,036	76	137	306	566	636	279	*36	*	*	432,973	112	68	23	12	9	408	10,949	10,465	98	567	872	4,073
Polk	2,469	201	308	604	739	469	122	21	*5	*	356,726	98	62	12	7	17	337	27,636	12,355	115	512	2,245	3,723
Portage	2,201	187	471	785	549	184	*25	*	*	*	193,949	29	26	*3	*	*	45	735	265	57	52	361	475
Price	1,280	372	369	311	141	65	18	4	-----	-----	82,509	17	*17	*	*	*	35	400	315	24	63	156	288
Racine	1,534	79	120	264	375	480	175	33	*8	*	339,519	48	34	3	7	4	90	3,877	1,518	57	75	351	927
Richland	1,835	145	333	608	549	171	23	6	-----	-----	177,014	48	38	4	1	5	132	4,352	1,551	42	139	314	974
Rock	2,557	115	213	486	799	740	177	21	*6	*	461,857	88	67	8	7	6	132	5,237	2,034	103	171	935	1,349
Rusk	1,473	436	383	379	213	50	*12	*	*	*	85,423	33	26	-----	1	6	143	7,363	2,275	39	173	1,454	1,289
St. Croix	2,011	70	171	349	629	543	204	37	5	3	408,550	198	137	14	13	34	570	37,165	15,102	228	735	5,345	5,345
Sauk	2,767	155	284	495	790	803	203	29	*8	*	509,033	77	61	9	2	5	155	4,785	2,464	76	234	445	1,201
Sawyer	692	191	187	176	91	28	13	2	-----	4	66,037	31	25	2	*4	*	50	1,115	1,329	30	55	232	347
Shawano	2,583	284	430	638	762	398	60	*11	*	*	293,827	23	19	1	-----	3	67	1,978	3,053	32	118	433	572
Sheboygan	2,334	80	166	367	846	650	188	30	7	-----	438,159	13	10	-----	*3	*	25	865	378	16	24	118	141
Taylor	1,874	503	488	525	250	89	15	4	-----	-----	118,315	32	22	3	2	5	174	3,692	3,620	38	158	405	1,384
Trempealeau	2,215	108	202	405	678	611	182	*29	*	*	393,101	152	113	23	5	11	318	10,268	6,113	173	421	1,553	2,473
Vernon	2,992	319	552	887	863	330	38	3	-----	-----	285,697	93	78	9	*6	*	187	3,029	2,393	112	231	581	1,299
Vilas	247	52	61	66	39	22	4	*3	*	*	23,239	*1	*	*	*	*	5	*	35	*2	15	*	69
Walworth	1,832	86	173	356	561	486	134	29	*7	*	407,671	101	66	10	10	15	108	11,093	1,942	105	129	1,462	1,176
Washburn	889	171	218	249	164	72	10	*5	*	*	78,602	46	38	5	*3	*	124	1,896	4,051	60	154	425	943
Washington	1,858	84	202	432	608	444	71	12	5	-----	276,417	23	19	*4	*	*	26	626	140	31	30	165	117
Waukesha	2,375	184	319	566	666	474	131	26	2	7	690,602	67	48	3	11	5	75	4,011	1,116	74	83	478	686
Waupaca	2,288	214	384	659	656	305	57	*13	*	*	255,128	39	34	1	-----	4	66	2,791	572	54	98	403	614
Waushara	1,567	133	199	379	515	291	47	3	-----	-----	197,659	50	42	2	*6	*	95	1,865	2,295	63	152	348	853
Winnebago	1,864	135	249	460	562	371	76	7	1	3	266,200	114	88	18	4	4	238	4,766	5,560	124	274	960	2,555
Wood	2,091	275	457	635	534	161	20	*9	*	*	196,399	37	34	*3	*	*	40	703	337	50	79	317	367

WYOMING																						
State total	10,706	1,464	1,701	2,705	2,861	1,539	344	77	12	3	1,259,621	2,764	1,919	443	202	200	5,320	204,982	233,016	2,809	4,935	23,467	54,015
Albany	282	89	62	60	31	28	*12	*	*	*	24,983	39	33	*6	*	*	103	1,064	2,598	37	69	247	399
Big Horn	799	100	123	216	230	106	*24	*	*	*	86,350	190	128	31	19	12	510	10,817	32,502	212	489	1,640	5,960
Campbell	641	65	86	197	202	82	5	*4	*	*	65,748	135	98	25	5	7	413	6,518	16,570	129	297	783	2,578
Carbon	323	67	72	96	58	21	*9	*	*	*	28,519	89	79	7	*3	*	133	2,015	3,178	97	113	505	753
Converse	397	36	67	109	117	52	11	*5	*	*	47,867	138	91	22	15	10	229	8,756	10,486	137	198	987	1,726
Crook	640	81	100	224	172	57	*6	*	*	*	56,359	215	164	32	13	6	344	8,597	10,256	231	336	1,511	2,517
Fremont	1,064	168	186	260	283	134	27	*6	*	*	115,856	420	279	90	31	20	391	22,208	22,510	439	498	4,696	7,368
Goshen	972	49	73	178	365	238	57	*12	*	*	158,993	230	105	42	31	52	564	56,651	25,367	187	436	3,835	4,133
Hot Springs	177	21	30	48	47	27	*4	*	*	*	18,932	40	29	*11	*	*	88	1,473	4,079	38	76	270	1,201
Johnson	331	28	44	102	102	39	*16	*	*	*	39,038	87	41	17	13	16	209	12,380	14,894	93	151	886	2,230
Laramie	667	46	73	157	190	138	47	*16	*	*	113,241	201	144	29	17	11	304	12,988	8,897	189	276	1,184	1,936
Lincoln	459	164	140	87	49	15	4	----	----	----	23,280	53	48	*5	*	*	238	1,066	6,976	78	220	552	1,423
Natrona	198	28	34	51	48	24	7	*6	*	*	30,089	45	40	*5	*	*	71	1,187	1,911	55	80	315	563
Niobrara	404	51	81	123	101	41	4	*3	*	*	39,754	57	43	7	3	4	235	2,690	11,521	56	197	321	1,861
Park	692	64	94	166	210	129	24	5	----	----	87,969	150	101	25	13	11	277	8,462	14,184	124	333	1,146	5,652
Platte	639	48	70	162	201	129	26	3	----	----	87,650	208	136	50	14	8	384	13,163	15,653	208	329	1,695	3,381
Sheridan	759	58	79	190	222	154	45	*11	*	*	117,672	193	136	21	15	21	295	17,202	11,060	199	362	1,329	5,147
Sublette	203	76	66	44	10	*7	*	*	*	*	9,931	28	*28	*	*	*	64	363	1,757	44	54	169	243
Sweetwater	152	41	41	25	16	19	*10	*	*	*	16,581	36	27	4	2	3	56	1,949	2,161	36	41	211	297
Teton	97	26	24	24	13	*10	*	*	*	*	7,718	19	*19	*	*	*	37	1,406	494	24	26	116	154
Uinta	257	102	71	35	23	18	*8	*	*	*	19,161	75	70	*5	*	*	101	1,590	5,217	89	99	430	652
Washakie	259	17	28	64	83	54	10	*3	*	*	38,479	44	28	4	2	10	105	9,732	5,444	38	96	224	2,278
Weston	294	39	57	87	88	*23	*	*	*	*	25,471	72	55	12	*5	*	169	2,705	5,301	69	159	415	1,583