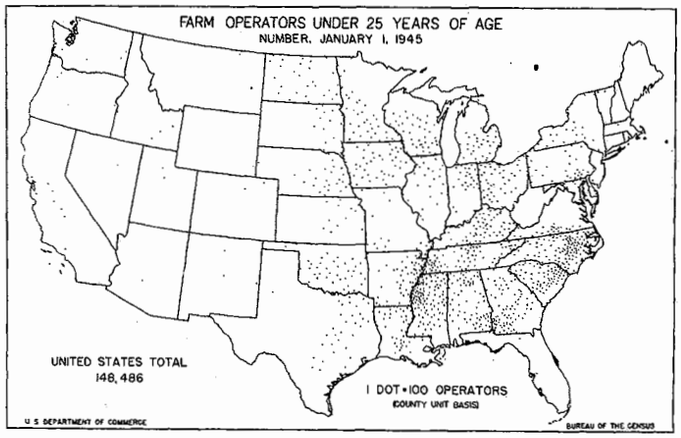
FARM OPERATORS UNDER 25 YEARS OF AGE
NUMBER, JANUARY 1, 1945
UNITED STATES TOTAL
148,486
1 DOT = 100 OPERATORS
(COUNTY UNIT BASIS)
U. S. DEPARTMENT OF COMMERCE
BUREAU OF THE CENSUS

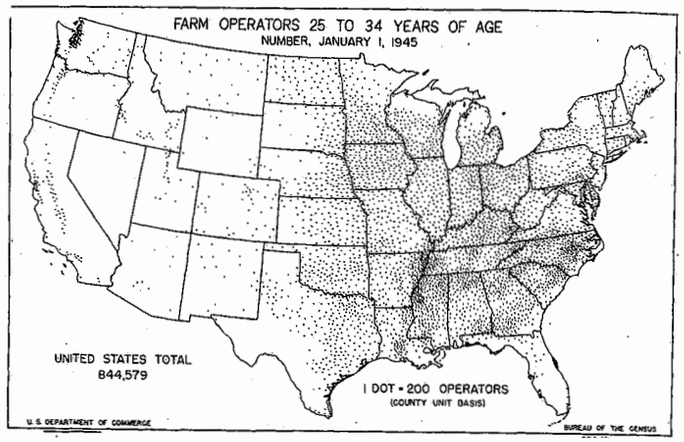
FARM OPERATORS 25 TO 34 YEARS OF AGE
NUMBER, JANUARY 1, 1945
UNITED STATES TOTAL
844,579
1 DOT = 200 OPERATORS
(COUNTY UNIT BASIS)
U. S. DEPARTMENT OF COMMERCE
BUREAU OF THE CENSUS

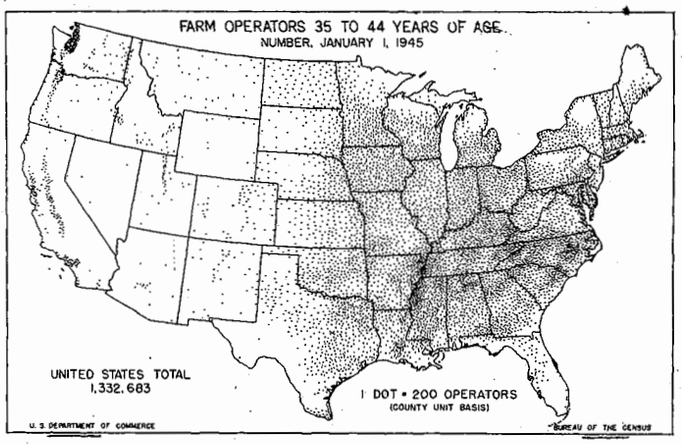
FARM OPERATORS 35 TO 44 YEARS OF AGE
NUMBER, JANUARY 1, 1945
UNITED STATES TOTAL
1,332,683
1 DOT = 200 OPERATORS
(COUNTY UNIT BASIS)
U. S. DEPARTMENT OF COMMERCE
BUREAU OF THE CENSUS

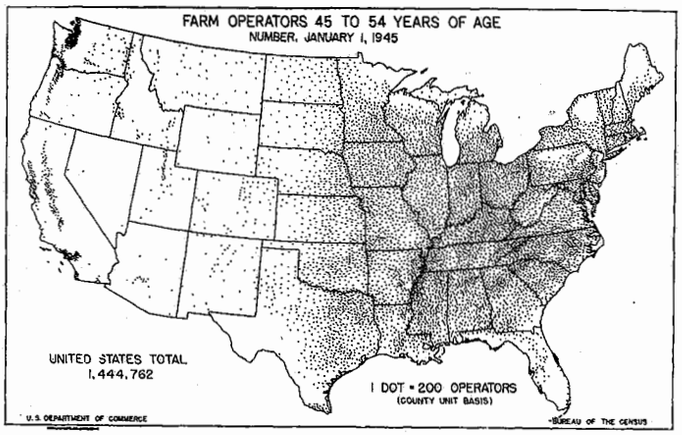
FARM OPERATORS 45 TO 54 YEARS OF AGE
NUMBER, JANUARY 1, 1945
UNITED STATES TOTAL
1,444,762
1 DOT = 200 OPERATORS
(COUNTY UNIT BASIS)
U. S. DEPARTMENT OF COMMERCE
BUREAU OF THE CENSUS

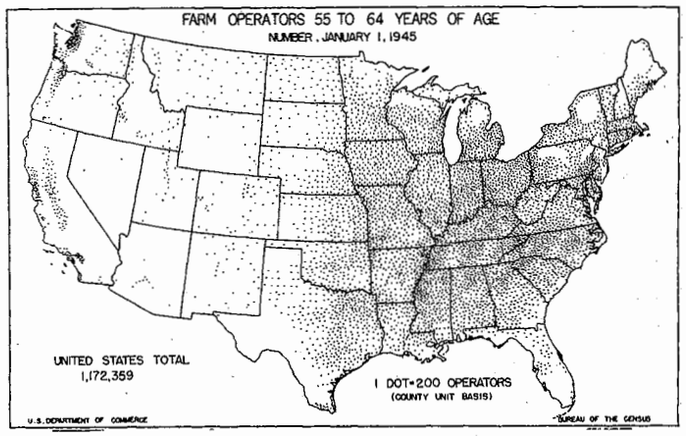
FARM OPERATORS 55 TO 64 YEARS OF AGE
NUMBER, JANUARY 1, 1945
UNITED STATES TOTAL
1,172,359
1 DOT = 200 OPERATORS
(COUNTY UNIT BASIS)
U. S. DEPARTMENT OF COMMERCE
BUREAU OF THE CENSUS

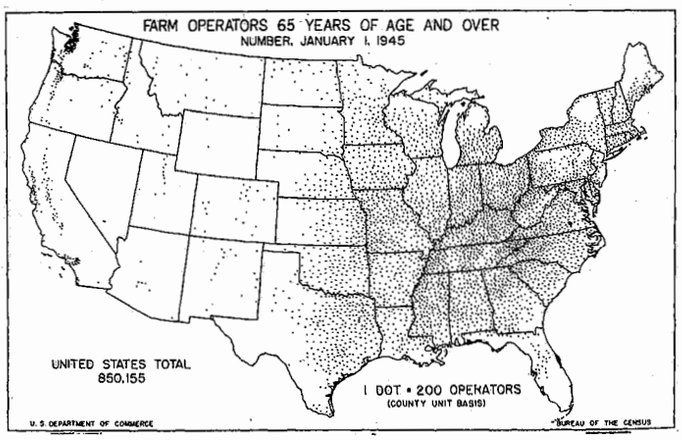
FARM OPERATORS 65 YEARS OF AGE AND OVER
NUMBER, JANUARY 1, 1945
UNITED STATES TOTAL
850,155
1 DOT = 200 OPERATORS
(COUNTY UNIT BASIS)
U. S. DEPARTMENT OF COMMERCE
BUREAU OF THE CENSUS

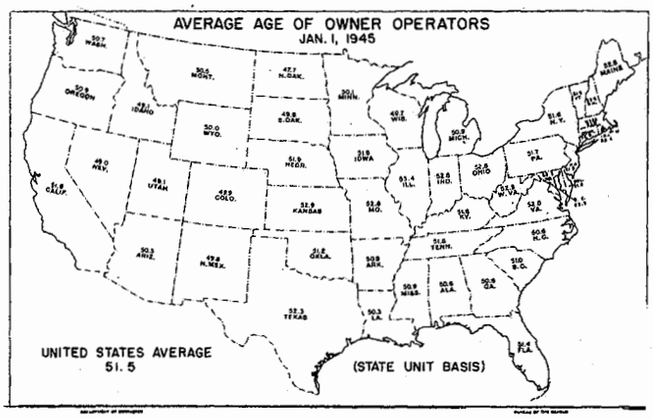
AVERAGE AGE OF OWNER OPERATORS
JAN. 1, 1945
UNITED STATES AVERAGE
51.5
(STATE UNIT BASIS)

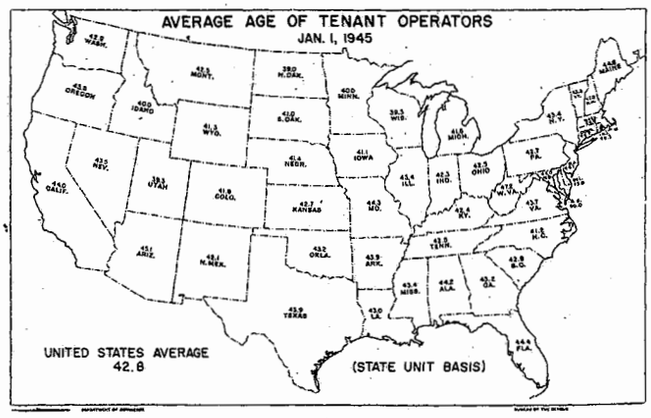
AVERAGE AGE OF TENANT OPERATORS
JAN. 1, 1945
UNITED STATES AVERAGE
42.8
(STATE UNIT BASIS)