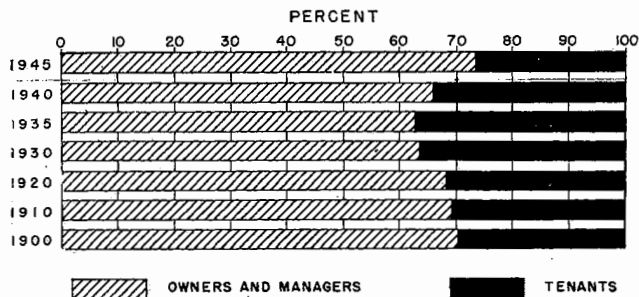
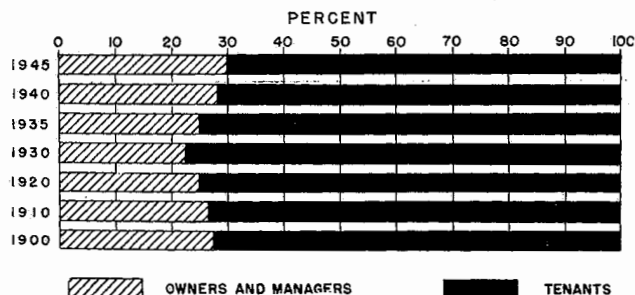


Data shown by color and tenure of the farm operator.—The items classified by color and tenure of the farm operator have varied from census to census. A count of farms by tenure of the operator is available from 1880 and by color of the operator from 1900. Beginning with 1900, the color and tenure classifications have included, in addition to a count of farms, a tabulation of all land in farms, the more important classes of land according to use, and the value of farms (land and buildings). For both the 1945 and 1940 Censuses, the entire land-use classification was tabulated by color and tenure of the farm operator. Separate acreage figures have been secured for the owned and rented portions of part-owner-operated farms beginning with the Census of 1925. (See table 15.) The value of the owned portion was determined for the first time in 1940.

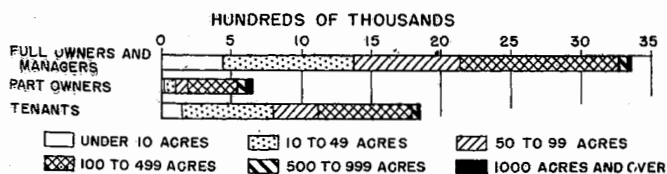
WHITE FARM OPERATORS—PERCENT DISTRIBUTION, BY TENURE, FOR THE UNITED STATES: 1900-1945



NONWHITE FARM OPERATORS—PERCENT DISTRIBUTION, BY TENURE, FOR THE UNITED STATES: 1900-1945



NUMBER OF FARMS, BY TENURE OF OPERATOR, BY SIZE OF FARM, FOR THE UNITED STATES: 1945



This information on the owned and rented portions of part-owner farms made it possible to determine the total acreage and value of farm land operated by owners and the total acreage and value rented by farm operators. In 1945, for the first time, land in managed farms was classified on the basis of whether such land was owned or rented by the employer. Consequently, a tabulation of all land in farms is presented for 1945 on the basis of whether the land was owned or rented. A cross-classification of farms by size and tenure is available for 1945, 1930, and 1925. (See table 14.) In censuses prior to 1945, the color and tenure tabulations have usually included a number of additional items. Only one of these additional items, viz, age of operator,

was tabulated by color and tenure of operator in 1945. Statistics for this item, with comparable data for earlier censuses, are shown in chapter IV. In this chapter, statistics for previous censuses are limited to those items, or subjects, for which 1945 data are shown.

The items presented by color and tenure of operator, other than number of farms (or farm operators), with brief descriptions of each item are as follows:

Land in farms includes all land owned or leased by the farm operator, including considerable areas of land not actually under cultivation and some land not even used for pasture or grazing, but all such land must have been under the control of the operator and must have been considered a part of his farm. Land grazed under permit is excluded, likewise any sizable tract of timberland or other nonagricultural land held as a separate business and not used for pasture or grazing.

Farm land, classified according to use in 1944, includes—

Cropland harvested.—Land from which crops were harvested or from which hay was cut or land in orchards in 1944.

Crop failure.—Land on which all crops (except orchards) were a complete failure in 1944.

Cropland, idle or fallow.—Cropland idle, in summer fallow, or in soil improvement crops only in 1944.

Cropland used only for pasture.—Land used only for pasture or grazing in 1944 that was plowed within past 7 years.

Woodland pastured.—All farm wood lots or timber tracts, natural or planted, and cut-over land with young growth, which had or would have value as wood or timber, which were pastured or grazed in 1944.

Pasture other than cropland and woodland.

Woodland not pastured.—All farm wood lots or timber tracts not pastured or grazed in 1944.

All other land.—Includes all wasteland, house yards, barnyards, feed lots, lanes, roads, ditches, etc.

In addition to these eight classes of land, the tables also present data for 1944 for four summary classifications, which are somewhat overlapping, as follows:

Total cropland.—Cropland harvested; crop failure; cropland, idle or fallow; and cropland used only for pasture.

Land used for crops.—Cropland harvested and crop failure.

Total pasture.—Cropland used only for pasture, woodland pastured, and pasture other than cropland and woodland.

Total woodland.—Woodland pastured and woodland not pastured.

Items for earlier censuses which are not strictly comparable with those shown for the 1945 Census are shown below:

Plowable pasture, for 1924 to 1939, includes land used only for pasture or grazing which could have been used for crops without additional clearing, draining, or irrigating, and differs from cropland used only for pasture for 1944 in that it includes land which may not have been plowed within 7 years preceding the census date.

Pasture other than plowable and woodland, for 1924 to 1934, differs from "pasture other than cropland and woodland" for 1944 in the same absolute amount that "plowable pasture" differs from "cropland used only for pasture." Data are not available for 1939.

Land available for crops, for 1924 to 1939, includes cropland harvested; crop failure; cropland, idle or fallow; and plowable pasture.

Improved land, for 1850 to 1920, in general, included land regularly tilled or mowed, land in pasture that had been cleared or tilled, land lying fallow, land in gardens, orchards, vineyards, and nurseries, and land occupied by buildings, yards, barnyards, etc.

Farms reporting.—The number of farms for which a specific item was reported. For example, of the 660,502 part owners in the United States in 1945, there were 644,511 who reported a crop of some kind harvested in 1944. If enumerators obtained complete reports, the remaining 15,991 farm operators in this tenure group harvested no crops in 1944.

Value of farms (land and buildings).—The market value of the real estate represented in the farm. Enumerators were asked to obtain from the farm operator his estimate of the current market value of the farm he was operating.

Owned land in farms is land in the operator's farm which he owns or, if a managed farm, that part which is owned by his employer.

Rented land in farms is land in the operator's farm which he rents from others or, if a managed farm, that part which is rented from others by his employer.