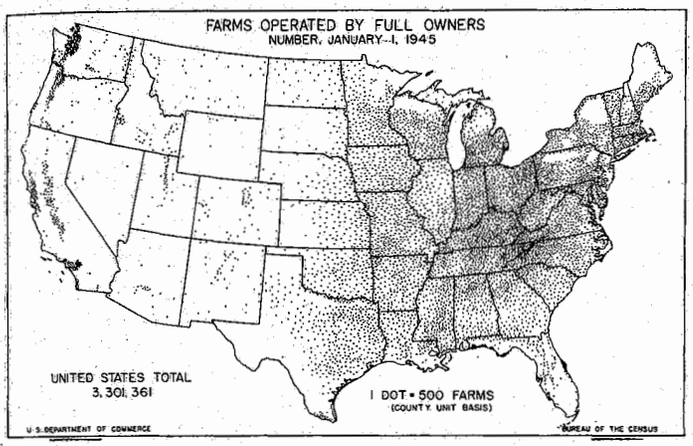
FARMS OPERATED BY FULL OWNERS
NUMBER, JANUARY 1, 1945
UNITED STATES TOTAL
3,301,361
1 DOT = 500 FARMS
(COUNTY UNIT BASIS)
U. S. DEPARTMENT OF COMMERCE
BUREAU OF THE CENSUS

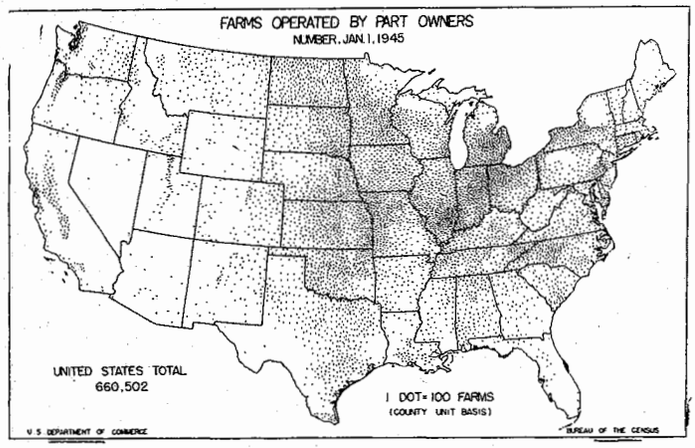
FARMS OPERATED BY PART OWNERS
NUMBER, JAN. 1, 1945
UNITED STATES TOTAL
660,502
1 DOT = 100 FARMS
(COUNTY UNIT BASIS)
U. S. DEPARTMENT OF COMMERCE
BUREAU OF THE CENSUS

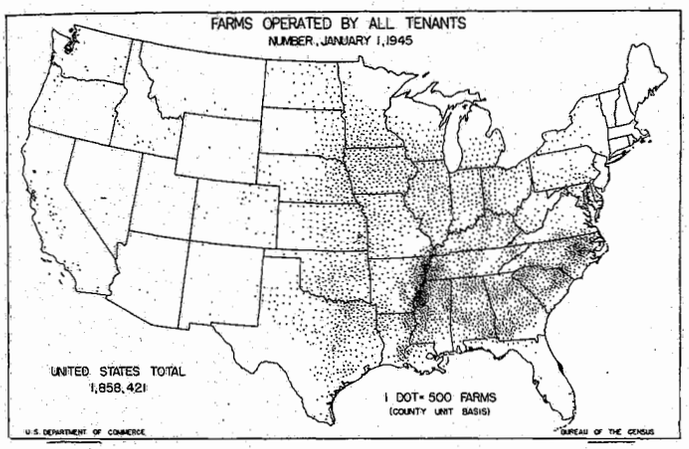
FARMS OPERATED BY ALL TENANTS
NUMBER, JANUARY 1, 1945
UNITED STATES TOTAL
1,858,421
1 DOT = 500 FARMS
(COUNTY UNIT BASIS)
U. S. DEPARTMENT OF COMMERCE
BUREAU OF THE CENSUS

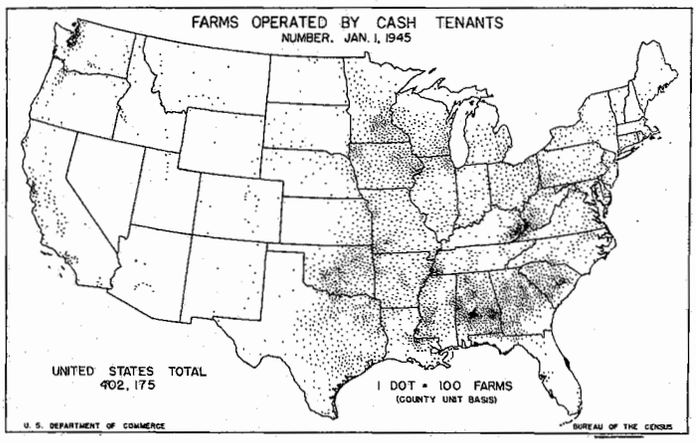
FARMS OPERATED BY CASH TENANTS
NUMBER, JAN. 1, 1945
UNITED STATES TOTAL
402,175
1 DOT = 100 FARMS
(COUNTY UNIT BASIS)
U. S. DEPARTMENT OF COMMERCE
BUREAU OF THE CENSUS

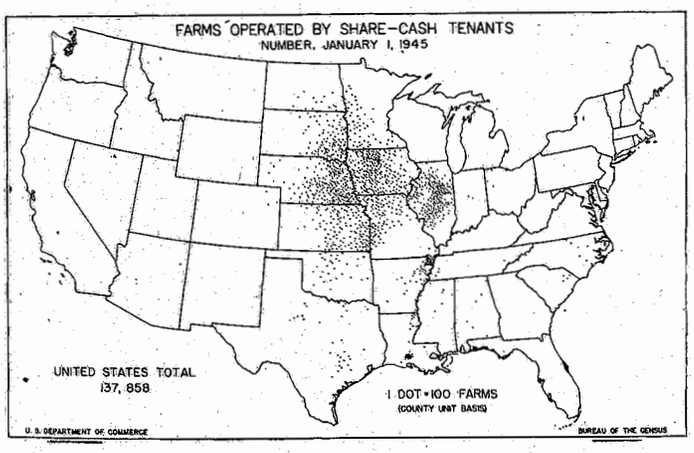
FARMS OPERATED BY SHARE-CASH TENANTS
NUMBER, JANUARY 1, 1945
UNITED STATES TOTAL
137,858
1 DOT = 100 FARMS
(COUNTY UNIT BASIS)
U. S. DEPARTMENT OF COMMERCE
BUREAU OF THE CENSUS

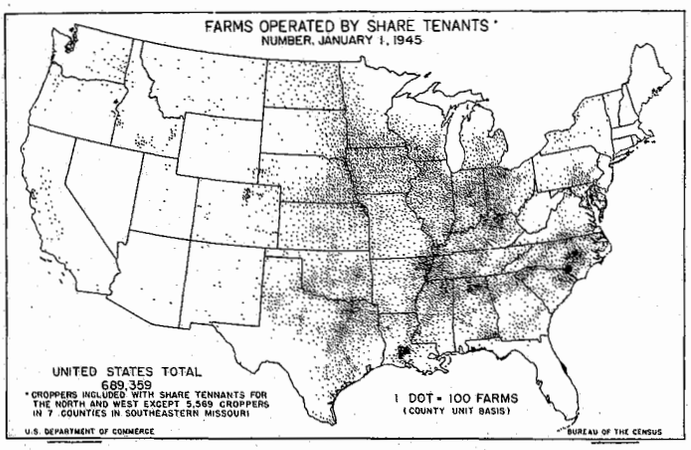
FARMS OPERATED BY SHARE TENANTS*
NUMBER, JANUARY 1, 1945
UNITED STATES TOTAL
689,359
* CROPPERS INCLUDED WITH SHARE TENNANTS FOR THE NORTH AND WEST EXCEPT 5,569 CROPPERS IN 7 COUNTIES IN SOUTHEASTERN MISSOURI
1 DOT = 100 FARMS
(COUNTY UNIT BASIS)
U. S. DEPARTMENT OF COMMERCE
BUREAU OF THE CENSUS

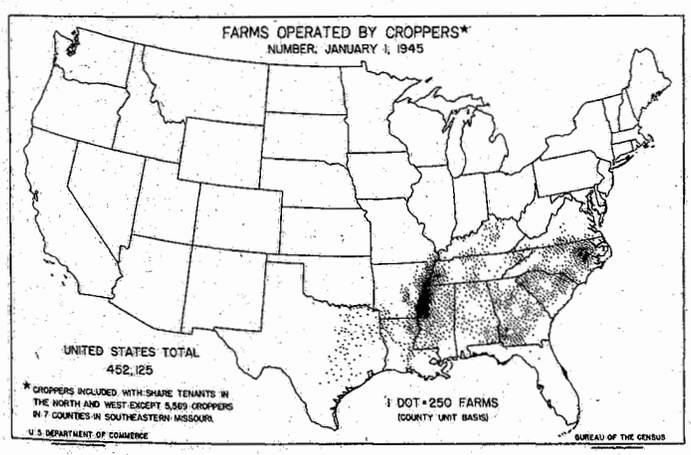
FARMS OPERATED BY CROPPERS*
NUMBER, JANUARY 1, 1945
UNITED STATES TOTAL
452,125
* CROPPERS INCLUDED WITH SHARE TENANTS IN THE NORTH AND WEST EXCEPT 5,569 CROPPERS IN 7 COUNTIES IN SOUTHEASTERN MISSOURI
1 DOT = 250 FARMS
(COUNTY UNIT BASIS)
U. S. DEPARTMENT OF COMMERCE
BUREAU OF THE CENSUS

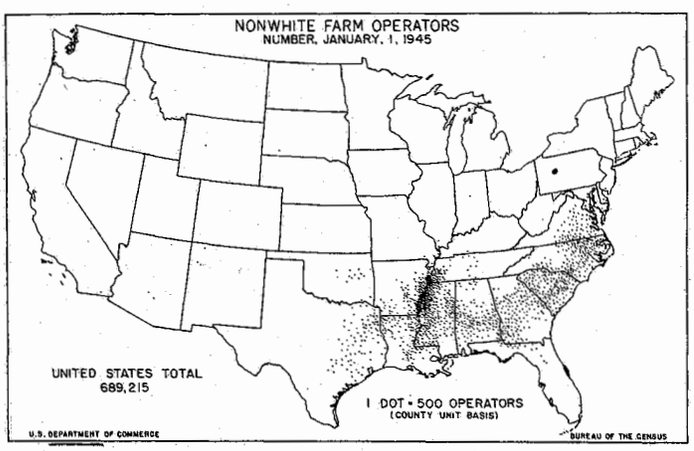
NONWHITE FARM OPERATORS
NUMBER, JANUARY 1, 1945
UNITED STATES TOTAL
689,215
1 DOT = 500 OPERATORS
(COUNTY UNIT BASIS)
U. S. DEPARTMENT OF COMMERCE
BUREAU OF THE CENSUS