

possibly higher than the actual production, if measured in bushel containers.

Cherries.—Inquiries for cherries were carried on the 1945 schedule in all regions except region 3 (Florida). The production was reported in pounds except for Arizona and California where tons were specified as the unit of measure. The total of 11,989,659 cherry trees in 1945 is slightly under the 12,228,521 enumerated in 1940. The 1935 Census recorded 15,074,004 cherry trees.

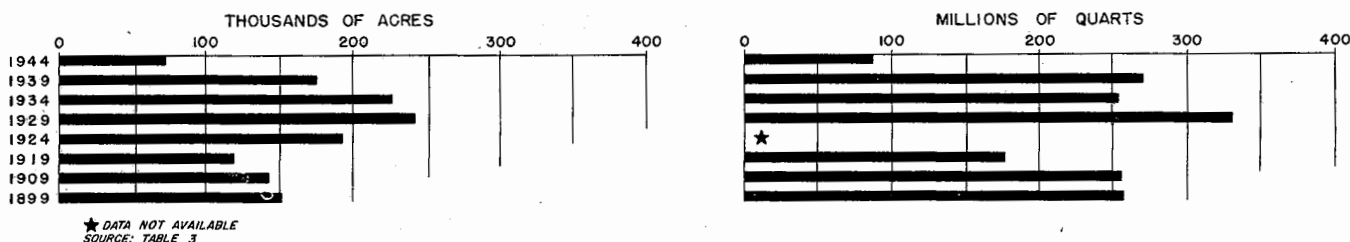
Peaches.—The number of trees of all ages and the production of peaches were required on the 1945 schedule for all regions. The production was reported in bushels for all regions except region 6 (Arizona and California) where the unit of measure was tons. The factor used for converting peach production to bushels was 48 pounds = 1 bushel. The number of peach trees of all ages has changed only slightly in the last 10 years. The total of 96,470,131 trees reported in 1945 is only 3.5 percent smaller than the 98,867,222 trees in 1940 and less than one percent below the 97,089,082 trees reported in 1935.

Pears.—Information on the number of trees of all ages and the production of pears was obtained for all regions in 1945. For this crop, the production was also reported in bushels, except for Arizona and California where tons was the specified unit of measure. The production in these States was converted to bushels on the basis of 50 pounds = 1 bushel. The 1934 production of pears in California and the 1929 production in California and selected counties in Arizona, Idaho, Oregon, and Washington were also in tons. The production figures, when published in the general summary tables in 1935 and 1930, were converted to bushels for these States by using the conversion factor of 56 pounds per bushel. Research since 1935 indicates that the weight per bushel of pears should be 50 pounds. For the summary tables shown in the 1940 Census reports, the 1934 and 1929 production figures were recomputed.


The number of pear trees of all ages has been declining. The 1945 total is 13,375,766; whereas, the 1940 Census recorded 14,460,418 trees and the 1935 Census, 19,433,137 trees.

Plums and prunes.—Two columns were provided on the 1945 schedule for each region to report the number of trees of all

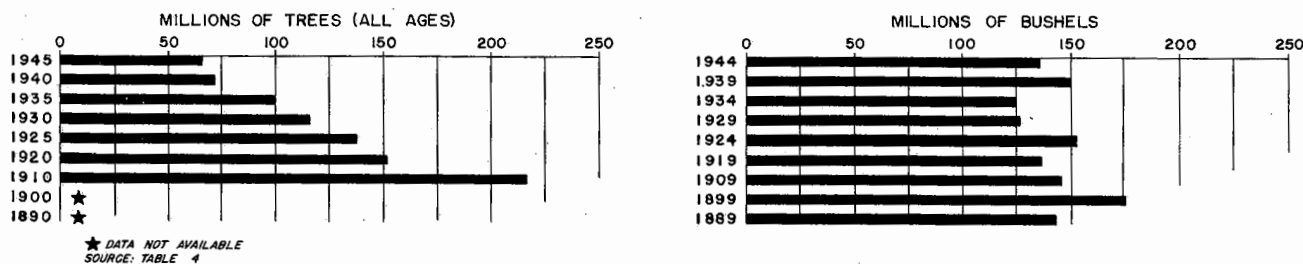
STRAWBERRIES—ACREAGE AND PRODUCTION, FOR THE UNITED STATES: 1899 TO 1944



LAND IN FRUIT ORCHARDS—ACREAGE, FOR THE UNITED STATES: 1930 TO 1945



APPLES—NUMBER OF TREES (ALL AGES), 1910 TO 1945; AND PRODUCTION, 1889 TO 1944; FOR THE UNITED STATES



CHERRIES — NUMBER OF TREES (ALL AGES), 1910 TO 1945; AND PRODUCTION, 1889 TO 1944; FOR THE UNITED STATES

