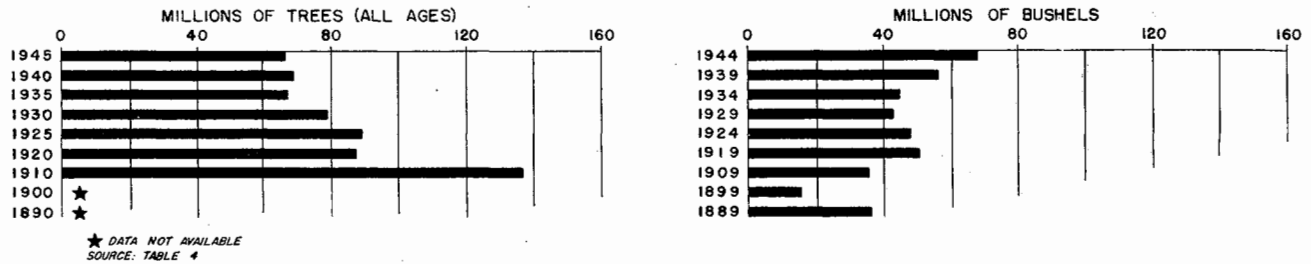
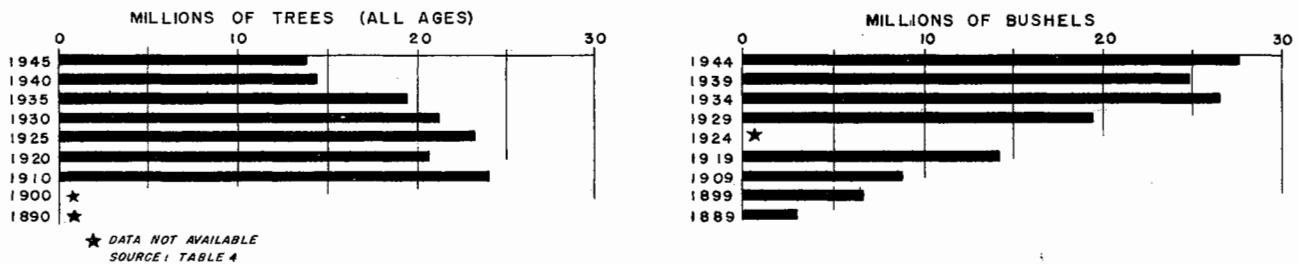


CENSUS OF AGRICULTURE: 1945

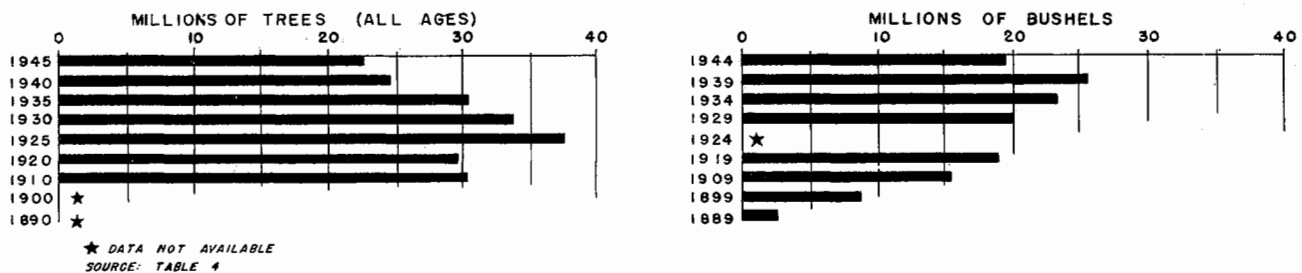
PEACHES—NUMBER OF TREES (ALL AGES), 1910 TO 1945; AND PRODUCTION, 1889 TO 1944; FOR THE UNITED STATES



PEARS — NUMBER OF TREES (ALL AGES), 1910 TO 1945; AND PRODUCTION, 1889 TO 1944; FOR THE UNITED STATES



PLUMS AND PRUNES—NUMBER OF TREES (ALL AGES), 1910 TO 1945; AND PRODUCTION, 1889 TO 1944; FOR THE UNITED STATES



ages and the production. The production, on a fresh basis, was reported in bushels in all regions except regions 6 and 7 (Arizona, California, Idaho, Oregon, and Washington) where tons were specified. The production of plums and prunes is shown in bushels in the tables of this chapter. Production for the five States of regions 6 and 7 was converted to bushels on the basis of 56 pounds = 1 bushel.

The total of 22,715,927 plum and prune trees reported in 1945 was 8.3 percent less than the 24,759,156 trees reported in 1940 and 25.2 percent less than the 30,376,324 trees shown in 1935.

Grapes.—The 1945 schedule called for the number of vines of all ages and the production of grapes in all regions. The unit of measure for production was pounds in each region except in Arizona and California, in which States the unit was tons. The number of grapevines in 1945 was 299,180,682, a slight increase from the 291,856,317 vines reported in 1940, but a decrease of 12.3 percent from the 341,045,210 vines reported in 1935.

Apricots.—An inquiry for the number of trees and the production of apricots was carried on the 1945 schedule in regions 5, 6, and 7. The production for region 5 was reported in bushels; for region 6, in tons; and for region 7, in pounds. The production figures in the tables of this chapter are shown in bushels. The conversion factor used was 48 pounds = 1 bushel. The 5,641,825 trees of all ages reported in 1945 for Specified States compare with 6,160,124 trees reported for the same States in 1940.

In those States for which a special supplementary schedule was used in 1930, production of apricots was reported in tons.

This production was then converted to bushels for the summary tables by using 56 pounds per bushel. The production of apricots, as shown in the 1930 volumes, was recomputed for the 1940 publications by using a revised conversion factor of 48 pounds per bushel.

Nuts.—The 1945 schedule carried inquiries for the number of trees of all ages and production for five kinds of nuts, as follows: almonds in region 6; filberts in region 7; pecans in regions 1, 2, 3, and 4; walnuts (English or Persian) in regions 6 and 7; and tung nuts in regions 2, 3, and 4. The unit of measure specified for all nut crops was pounds except for English walnuts in region 6, where tons were specified.

Almond trees of all ages in 1945 totaled 6,668,587 for Arizona and California which represents a large increase from the 1940 total of 5,433,652 for these States. The 1945 figure for the number of filbert trees is 2,149,247. Pecan trees of all ages reported in 1945 for Specified States was 10,423,093. This figure compares with 10,934,437 trees reported for the same Specified States in 1940. English or Persian walnut trees of all ages for the five States of the regions in which these data were collected numbered 3,667,522. The 1940 figure for these States was 3,380,028 trees.

The number of tung trees of all ages in 1945 was 9,583,087. This figure is not comparable with the number of trees in 1940. In making an analysis of the 1945 and 1940 data for tung nuts, it was found that in 1940 several enumerators in Pearl River County, Mississippi, obtained reports from managers of groves who lived in their enumeration districts, although the groves were actually located in another district. The enumerators in