

the districts where the groves were located also obtained reports for the tung nut groves under the names of the owners of the property. The exact duplication could not be fully determined, but it is estimated at about 3,000,000 trees.

Citrus fruits.—Information as to the number of trees and production of five citrus fruits was called for on the 1945 schedule, as follows: oranges in regions 2, 3, 4, and 6; grapefruit in regions 3, 4, and 6; tangerines and mandarins in regions 3 and 4; limes in region 3; and lemons in region 6.

The unit of measure for reporting all citrus production in Florida (region 3) was field boxes, except for limes for which the production was reported in pounds. In region 2, where citrus production is restricted largely to satsuma oranges, production was secured in bushels. In regions 4 and 6, production reports were required in tons. In the tables of this chapter, the production of each citrus fruit is shown in tons, except for limes for which the production is given in pounds. Field boxes of oranges and tangerines and mandarins were converted to tons on the basis of 1 field box = 90 pounds; bushels of oranges on the basis of 1 bushel = 56 pounds; and field boxes of grapefruit on the basis of 1 field box = 82 pounds.

All conversion factors were established only after considerable study and consultations with specialists for individual crops in the Department of Agriculture and other agencies. These conversion factors for tangerines and oranges in Florida vary from those furnished enumerators. Those furnished enumerators were given to provide a ready means of making calculations only when records were not available in terms of units given on the schedule and, therefore, did not require the precision necessary for converting the entire production of a State. The enumerator was cautioned that the conversion factors furnished

were approximations and should be used only in the absence of more accurate figures.



The units of measure used in 1940 were the same as for 1945. In 1935, the schedule called for the production of oranges and grapefruit in field boxes. In previous censuses, the production of these crops was reported in boxes, and the instructions to enumerators did not specify the type of box to be used. The figures for censuses prior to 1940 may not be exactly comparable and no effort has been made to convert them to tons because of insufficient knowledge of the size and type of box used in the various States.

The number of orange trees, including satsumas, tangerines, and mandarins, in 1945 was reported as 40,023,443, an increase of 7.7 percent from the 37,153,064 trees shown in 1940 and a 2.8 percent increase from the 38,935,649 trees reported in 1935. The total of 10,835,582 grapefruit trees in 1945 compares with the 10,974,035 trees reported in 1940. The 6,018,963 lemon trees reported for Arizona and California in 1945 represent a 10.5 percent increase from the 5,334,751 trees reported for these States in 1940. The number of lime trees in Florida in 1945 was 321,102, as compared with 412,617 in 1940.

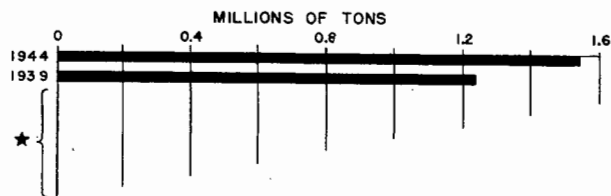

As has been mentioned, all citrus fruit production relates to the 1943-1944 season for the crop which followed the bloom of 1943.

Oranges are the only crop in the fruit-and-nut section of the 1945 Census for which information was not requested in the same detail for the several regions. In region 3 (Florida), four columns were allocated to secure the number of trees and production of "Early and midseason" and "Valencia and other late" oranges; whereas, in regions 2, 4, and 6, only two columns were provided for "Oranges." The enumerator in several Florida

GRAPES — NUMBER OF VINES (ALL AGES), 1910 TO 1945; AND PRODUCTION, 1889 TO 1944; FOR THE UNITED STATES



GRAPEFRUIT—NUMBER OF TREES (ALL AGES), 1890 TO 1945; AND PRODUCTION, 1944 AND 1939; FOR THE UNITED STATES



ORANGES (INCLUDING SATSUMAS, TANGERINES AND MANDARINS)—NUMBER OF TREES (ALL AGES), 1890 TO 1945; AND PRODUCTION, 1944 AND 1939; FOR THE UNITED STATES

