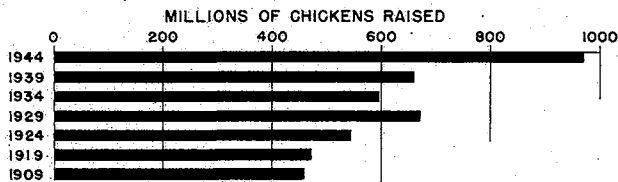


Little difficulty was encountered in the 1945 enumeration of "broiler" farms in specialized areas. These reports were seldom complicated by other farming operations and, as a consequence, the number of chickens raised could be directly checked against the value of sales of the chickens raised and the cost of feed used.

Chickens raised in 1944 numbered 970,594,957 for the United States, which exceeds the highest number recorded at any previous census, 673,092,052 in 1929, by 44.2 percent. Comparison of the numbers raised in 1944 with numbers raised in 1939 shows an increase in every State except Nevada. Much of the increase is attributable to expansions in the specialized broiler areas. States in which more than twice as many chickens were reported as raised in 1944 as were reported in 1939 were Delaware, Maryland, West Virginia, and Georgia.


The five top-ranking States in chickens on hand in 1945 were Iowa, Texas, Minnesota, Illinois, and Missouri, in the order named. The five leading States in egg production in 1944 were Iowa, Minnesota, Texas, Pennsylvania, and Missouri; in chickens raised in 1944, Iowa, Delaware, Texas, Minnesota, and Pennsylvania; and in turkeys raised in 1944, California, Minnesota, Oregon, Iowa, and Texas.

CHICKENS RAISED — NUMBER, FOR THE UNITED STATES:
1909 - 1944



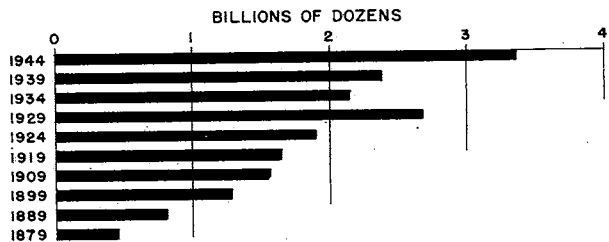
SOURCE: TABLE 4

CHICKENS — NUMBER ON HAND IN THE UNITED STATES:
1880 - 1945



SOURCE: TABLE 3—BASE FIGURES, AGE GROUPS INCLUDED, AND DATE OF ENUMERATION

EGGS PRODUCED — NUMBER OF DOZENS,
FOR THE UNITED STATES:
1879 - 1944



SOURCE: TABLE 4