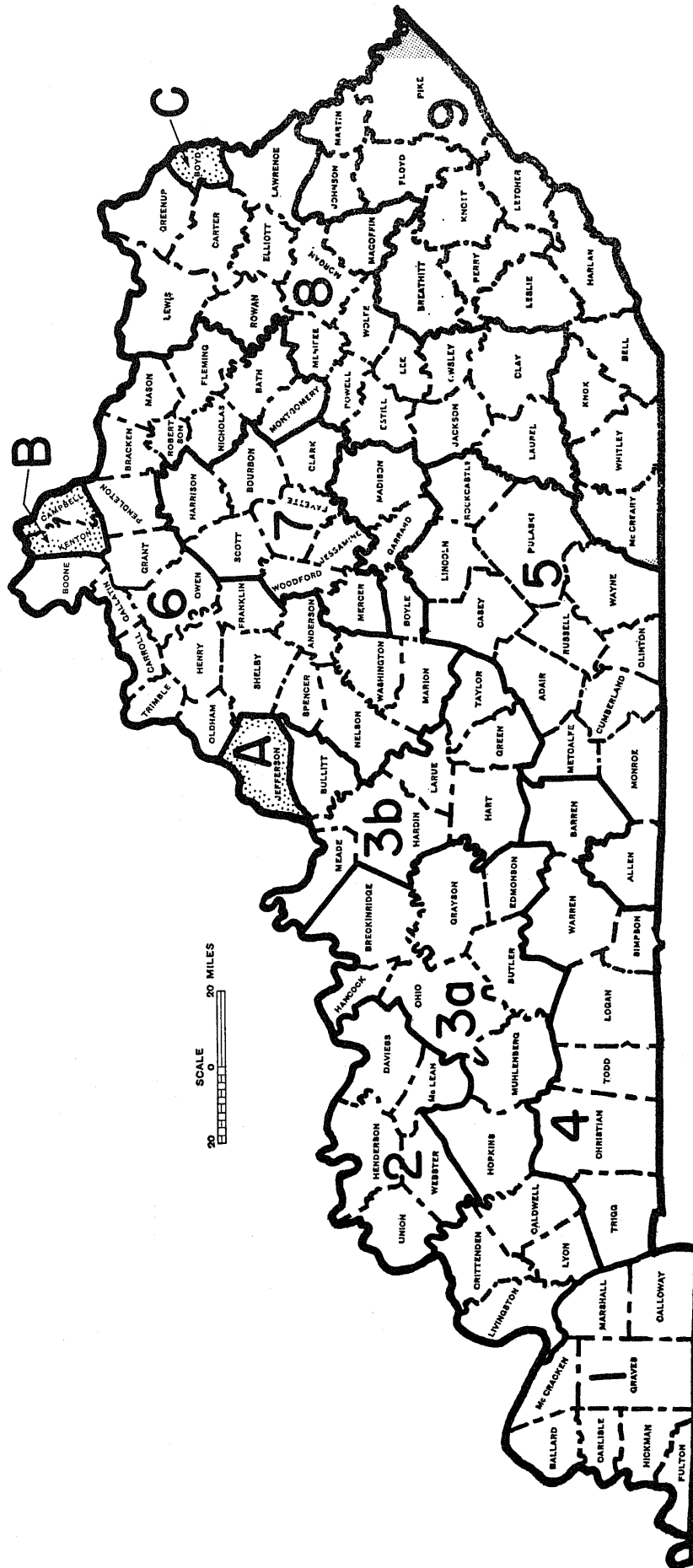





# KENTUCKY

## State Economic Areas



### LEGEND

-  METROPOLITAN STATE ECONOMIC AREA
-  NONMETROPOLITAN STATE ECONOMIC AREA
-  NOT IN MULTIPLE-UNIT AREA

MULTIPLE-UNIT OPERATIONS

County Table 1.—MULTIPLE-UNIT OPERATIONS:

[Data for farm units, land in farms, and number of horses and mules relate to

Item (For definitions and explanations, see text)		Total, selected counties	Adair	Allen	Anderson	Ballard	Barren	Bath	Boone
1	All farms.....number..	188,332	3,067	2,368	1,305	1,326	4,292	1,679	1,314
2	Land in farms.....acres..	17,744,378	228,410	201,584	124,612	145,715	303,120	145,318	134,105
3	Cropland harvested.....acres..	4,865,543	66,420	61,787	22,913	54,552	106,627	29,841	33,589
4	Corn harvested for grain.....farms reporting..	136,894	2,391	1,809	780	1,063	3,293	1,165	911
5	.....acres..	2,045,182	31,123	28,771	4,930	29,626	50,218	11,868	10,979
6	.....bushels..	68,261,290	913,669	750,988	166,494	916,636	1,558,368	409,340	488,596
7	Cotton harvested.....farms reporting..	1,098	.....	.....	.....	1	.....	.....	.....
8	.....acres..	14,798	.....	.....	.....	3	.....	.....	.....
9	.....bales..	12,837	.....	.....	.....	3	.....	.....	.....
10	Tobacco harvested.....acres..	320,831	3,060	2,768	2,667	2,206	8,162	4,302	1,956
11	.....pounds..	401,062,481	3,746,225	2,957,051	3,035,117	2,242,735	9,124,516	5,921,436	2,470,320
12	Horses and mules.....farms reporting..	130,520	2,173	1,590	970	957	2,795	1,184	933
13	.....number..	329,862	5,044	3,938	2,680	2,400	7,176	3,069	2,677
14	Multiple-unit operations.....number..	12,536	223	240	93	83	579	90	42
15	Subunits in multiple-unit operations.....number..	29,348	504	541	197	179	1,362	211	90
16	Home farms.....number..	12,256	219	237	93	80	563	90	42
17	Cropper farms.....number..	17,092	285	304	104	99	799	121	48
18	Land owned by landlord.....acres..	2,641,496	36,093	49,248	17,882	19,680	94,538	28,114	8,670
19	Land rented from others by landlord.....acres..	303,449	1,271	5,823	1,045	6,852	4,642	133	471
20	Land in units.....acres..	2,768,523	35,261	53,085	17,868	22,227	94,878	25,826	9,122
21	Home farms.....acres..	2,363,739	26,005	43,633	15,589	18,023	79,577	24,107	8,240
22	Cropper farms.....acres..	404,784	9,256	9,452	2,279	4,204	15,301	1,719	882
23	Cropland harvested.....acres..	839,734	11,512	17,217	3,186	7,574	36,456	4,092	2,433
24	Corn harvested for grain.....units reporting..	10,900	202	225	74	73	537	73	37
25	.....subunits reporting..	16,951	331	360	100	122	906	105	51
26	.....acres..	300,605	5,104	7,411	676	3,793	16,376	1,445	999
27	.....bushels..	11,186,544	169,683	221,899	23,816	118,687	583,596	53,492	42,975
28	Cotton harvested.....units reporting..	138	.....	.....	.....	.....	.....	.....	.....
29	.....subunits reporting..	407	.....	.....	.....	.....	.....	.....	.....
30	.....acres..	8,445	.....	.....	.....	.....	.....	.....	.....
31	.....bales..	7,509	.....	.....	.....	.....	.....	.....	.....
32	Tobacco harvested.....units reporting..	11,683	213	232	92	82	561	90	42
33	.....subunits reporting..	19,247	339	355	129	124	996	141	59
34	.....acres..	59,595	490	680	350	291	2,706	519	150
35	.....pounds..	77,969,847	661,282	864,094	399,947	323,862	3,243,536	681,336	238,071
36	Horses and mules.....units reporting..	10,632	187	215	66	66	498	76	39
37	.....number..	39,102	572	719	323	227	1,687	331	144
38	Farms not in multiple units.....number..	158,984	2,563	1,827	1,108	1,147	2,930	1,468	1,224
39	Land in farms.....acres..	14,975,855	193,149	148,499	106,744	123,488	208,242	119,492	124,963

Item (For definitions and explanations, see text)		Christian	Clark	Clay	Clinton	Crittenden	Cumberland	Davies	Edmonson
1	All farms.....number..	2,598	1,459	2,693	1,423	1,444	1,681	2,950	1,509
2	Land in farms.....acres..	369,431	153,554	202,883	101,802	195,227	172,219	249,447	127,058
3	Cropland harvested.....acres..	128,574	41,894	29,137	30,354	52,651	32,284	120,998	29,450
4	Corn harvested for grain.....farms reporting..	2,067	778	2,205	1,091	1,086	1,235	2,323	1,086
5	.....acres..	59,259	7,483	14,806	11,813	29,415	17,649	55,435	14,985
6	.....bushels..	1,936,986	365,778	407,384	357,179	859,016	443,775	1,902,871	371,235
7	Cotton harvested.....farms reporting..	.....	.....	.....	.....	.....	.....	.....	.....
8	.....acres..	.....	.....	.....	.....	.....	.....	.....	.....
9	.....bales..	.....	.....	.....	.....	.....	.....	.....	.....
10	Tobacco harvested.....acres..	7,803	5,138	1,954	1,184	91	1,748	7,420	963
11	.....pounds..	8,726,160	7,533,132	2,353,529	1,586,246	99,115	1,660,275	7,561,425	1,075,920
12	Horses and mules.....farms reporting..	1,757	916	1,906	1,000	1,047	1,045	2,010	1,042
13	.....number..	4,888	2,557	3,166	2,314	3,173	2,479	5,172	2,531
14	Multiple-unit operations.....number..	277	131	83	76	14	220	230	65
15	Subunits in multiple-unit operations.....number..	624	335	186	166	28	518	614	144
16	Home farms.....number..	273	125	83	76	14	217	217	62
17	Cropper farms.....number..	351	210	103	90	14	301	397	82
18	Land owned by landlord.....acres..	72,368	41,551	15,266	15,662	3,706	58,899	45,870	13,294
19	Land rented from others by landlord.....acres..	12,183	11,090	202	1,099	489	3,748	13,336	1,065
20	Land in units.....acres..	79,195	48,603	15,143	15,627	4,015	60,878	49,650	12,096
21	Home farms.....acres..	69,865	44,514	13,484	13,939	2,764	54,484	38,985	10,255
22	Cropper farms.....acres..	9,330	4,089	1,659	1,688	1,251	6,394	10,665	1,841
23	Cropland harvested.....acres..	29,427	16,445	2,551	4,454	1,552	12,355	26,173	3,296
24	Corn harvested for grain.....units reporting..	266	104	74	71	14	206	198	60
25	.....subunits reporting..	455	157	121	116	19	352	349	85
26	.....acres..	12,965	2,074	1,050	1,555	763	6,566	10,148	1,607
27	.....bushels..	460,082	100,104	33,365	52,887	29,091	182,740	379,606	48,485
28	Cotton harvested.....units reporting..	.....	.....	.....	.....	.....	.....	.....	.....
29	.....subunits reporting..	.....	.....	.....	.....	.....	.....	.....	.....
30	.....acres..	.....	.....	.....	.....	.....	.....	.....	.....
31	.....bales..	.....	.....	.....	.....	.....	.....	.....	.....
32	Tobacco harvested.....units reporting..	271	127	65	69	1	209	215	60
33	.....subunits reporting..	444	243	100	101	1	348	428	75
34	.....acres..	1,799	1,221	183	126	(1)	598	1,614	151
35	.....pounds..	2,063,699	1,910,322	231,260	173,481	900	612,205	1,728,465	173,577
36	Horses and mules.....units reporting..	239	107	73	68	10	194	187	57
37	.....number..	764	534	192	251	32	633	721	182
38	Farms not in multiple units.....number..	1,974	1,124	2,507	1,297	1,416	1,163	2,336	1,365
39	Land in farms.....acres..	290,236	104,951	187,740	86,175	191,212	111,341	199,797	114,962

<sup>1</sup>Reported in small fractions.



MULTIPLE-UNIT OPERATIONS

County Table 1.—MULTIPLE-UNIT OPERATIONS:

[Data for farm units, land in farms, and number of horses and mules relate to

Item (For definitions and explanations, see text)		Hardin	Harrison	Hart	Henderson	Henry	Hickman	Hopkins	Jackson
1	All farms.....number..	2,680	2,011	2,788	1,654	1,588	1,294	2,130	1,973
2	Land in farms.....acres..	281,065	197,964	233,564	252,628	169,207	145,005	247,663	126,067
3	Cropland harvested.....acres..	85,322	38,197	54,970	120,207	41,734	55,665	77,235	23,262
4	Corn harvested for grain.....farms reporting..	2,014	1,249	2,136	1,390	1,229	968	1,586	1,513
5	.....acres..	36,290	8,601	27,056	76,641	11,644	29,457	36,840	9,052
6	.....bushels..	1,284,445	337,757	893,485	2,933,980	490,831	1,003,801	988,946	264,951
7	Cotton harvested.....farms reporting..	.....	.....	.....	.....	.....	264	.....	.....
8	.....acres..	.....	.....	.....	.....	.....	1,946	.....	.....
9	.....bales..	.....	.....	.....	.....	.....	1,771	.....	.....
10	Tobacco harvested.....acres..	2,591	6,646	5,556	2,558	5,727	502	1,406	1,600
11	.....pounds..	3,144,329	8,111,285	6,350,197	2,805,661	7,174,973	558,902	1,536,586	2,245,279
12	Horses and mules.....farms reporting..	1,884	1,399	2,015	1,218	1,288	891	1,426	1,418
13	.....number..	4,578	3,456	4,956	3,984	3,377	2,387	3,510	2,639
14	Multiple-unit operations.....number..	114	181	323	83	82	73	32	83
15	Subunits in multiple-unit operations.....number..	250	435	790	198	193	166	71	174
16	Home farms.....number..	111	179	318	79	82	71	32	83
17	Cropper farms.....number..	139	256	432	119	111	95	39	91
18	Land owned by landlord.....acres..	27,589	39,993	50,433	21,862	17,844	16,512	8,726	12,144
19	Land rented from others by landlord.....acres..	3,308	3,914	3,206	7,035	1,551	4,635	3,838	1
20	Land in units.....acres..	29,061	42,148	51,154	26,861	17,941	16,923	11,168	12,071
21	Home farms.....acres..	25,166	36,504	43,249	22,835	14,704	13,684	9,323	10,918
22	Cropper farms.....acres..	3,895	5,644	7,905	4,026	3,237	3,239	1,845	1,153
23	Cropland harvested.....acres..	9,546	8,089	14,721	12,111	3,815	8,205	5,404	2,222
24	Corn harvested for grain.....units reporting..	95	125	298	80	60	66	30	63
25	.....subunits reporting..	140	179	466	147	90	110	53	94
26	.....acres..	3,764	1,531	6,335	6,786	881	4,010	1,771	764
27	.....bushels..	125,106	64,288	249,082	234,141	38,650	155,490	47,145	23,930
28	Cotton harvested.....units reporting..	.....	.....	.....	.....	.....	41	.....	.....
29	.....subunits reporting..	.....	.....	.....	.....	.....	60	.....	.....
30	.....acres..	.....	.....	.....	.....	.....	621	.....	.....
31	.....bales..	.....	.....	.....	.....	.....	573	.....	.....
32	Tobacco harvested.....units reporting..	104	179	317	76	78	12	27	74
33	.....subunits reporting..	149	293	556	119	135	14	36	97
34	.....acres..	277	1,308	1,409	335	563	28	84	128
35	.....pounds..	353,042	1,702,612	1,768,219	382,183	721,841	41,165	80,907	172,486
36	Horses and mules.....units reporting..	90	142	298	70	68	60	23	80
37	.....number..	272	520	1,015	330	230	201	97	198
38	Farms not in multiple units.....number..	2,430	1,576	2,038	1,456	1,395	1,128	2,059	1,799
39	Land in farms.....acres..	252,004	155,816	182,410	225,767	151,266	128,082	236,495	113,996

Item (For definitions and explanations, see text)		Marion	Marshall	Mason	Meade	Menifee	Mercer	Metcalfe	Monroe
1	All farms.....number..	1,978	1,981	1,530	1,110	748	1,924	2,212	2,271
2	Land in farms.....acres..	198,201	151,623	150,041	150,564	70,615	158,070	173,538	195,528
3	Cropland harvested.....acres..	53,853	45,043	39,998	44,433	8,417	45,897	47,034	57,301
4	Corn harvested for grain.....farms reporting..	1,411	1,537	1,110	896	600	1,056	1,653	1,763
5	.....acres..	20,880	26,164	11,027	17,368	3,615	10,535	22,428	25,439
6	.....bushels..	897,335	607,789	586,239	625,569	119,002	468,527	693,494	715,246
7	Cotton harvested.....farms reporting..	.....	50	.....	.....	.....	.....	.....	.....
8	.....acres..	.....	111	.....	.....	.....	.....	.....	.....
9	.....bales..	.....	52	.....	.....	.....	.....	.....	.....
10	Tobacco harvested.....acres..	3,667	1,610	5,941	983	783	4,865	3,651	2,382
11	.....pounds..	5,257,683	1,524,134	7,688,236	1,120,003	1,027,020	6,419,345	3,956,568	2,538,226
12	Horses and mules.....farms reporting..	1,267	1,347	1,074	778	579	1,272	1,425	1,585
13	.....number..	3,547	3,123	2,653	1,823	1,147	3,476	3,508	3,767
14	Multiple-unit operations.....number..	246	16	108	27	21	220	351	190
15	Subunits in multiple-unit operations.....number..	577	34	253	67	45	539	804	427
16	Home farms.....number..	239	16	105	25	21	215	347	187
17	Cropper farms.....number..	338	18	148	42	24	324	457	240
18	Land owned by landlord.....acres..	55,449	3,314	27,713	7,607	6,531	40,039	66,136	40,303
19	Land rented from others by landlord.....acres..	4,922	873	1,166	415	75	5,982	3,887	8,216
20	Land in units.....acres..	58,245	4,129	24,450	7,909	6,579	43,356	64,373	45,609
21	Home farms.....acres..	49,460	3,658	20,850	6,174	5,492	36,550	55,206	37,735
22	Cropper farms.....acres..	8,785	471	3,600	1,735	1,087	6,806	9,167	7,874
23	Cropland harvested.....acres..	16,853	827	6,541	2,509	531	14,555	17,119	12,395
24	Corn harvested for grain.....units reporting..	228	11	88	22	19	156	336	181
25	.....subunits reporting..	393	19	120	37	31	203	522	290
26	.....acres..	6,530	344	1,409	839	186	2,661	7,858	5,790
27	.....bushels..	306,116	7,740	84,269	36,170	6,769	123,146	244,313	175,918
28	Cotton harvested.....units reporting..	.....	.....	.....	.....	.....	.....	.....	.....
29	.....subunits reporting..	.....	.....	.....	.....	.....	.....	.....	.....
30	.....acres..	.....	.....	.....	.....	.....	.....	.....	.....
31	.....bales..	.....	.....	.....	.....	.....	.....	.....	.....
32	Tobacco harvested.....units reporting..	241	9	103	23	18	214	345	183
33	.....subunits reporting..	431	14	180	40	30	372	570	287
34	.....acres..	1,079	26	726	85	44	1,571	1,207	431
35	.....pounds..	1,608,226	22,375	949,060	102,312	63,956	2,247,885	1,340,350	492,100
36	Horses and mules.....units reporting..	225	13	91	16	18	185	282	168
37	.....number..	878	56	381	61	43	778	900	535
38	Farms not in multiple units.....number..	1,401	1,947	1,277	1,043	703	1,395	1,408	1,844
39	Land in farms.....acres..	139,956	147,494	125,591	142,655	64,036	114,714	109,165	154,319

CENSUS OF 1950—Continued

April 1, 1950; those for cropland harvested and crops harvested relate to 1949]

Jefferson	Jessamine	Kenton	Larue	Laurel	Lawrence	Lee	Lewis	Lincoln	Livingston	Logan	Lyon	McCracken	McLean	Madison	
2,673	1,089	1,186	1,515	3,178	1,883	1,108	1,768	2,559	1,072	3,052	860	1,720	1,283	3,090	1
157,919	104,278	72,324	149,137	166,337	205,973	69,952	227,560	192,771	169,150	323,526	108,793	119,063	149,936	260,782	2
60,249	28,478	14,788	48,166	42,921	21,148	9,634	33,631	57,686	48,091	120,342	30,543	43,067	69,084	49,605	3
1,243	663	618	1,183	2,401	1,384	825	1,270	1,790	821	2,506	672	1,170	1,068	1,959	4
15,908	6,180	3,529	22,485	14,007	8,872	5,295	9,779	17,569	26,131	53,355	17,150	23,134	26,956	19,138	5
669,146	249,206	138,803	869,645	453,328	260,329	151,375	372,588	694,955	852,155	1,915,910	548,647	605,207	794,013	813,575	6
.....	.....	.....	.....	.....	.....	.....	.....	.....	.....	.....	.....	.....	.....	.....	7
.....	.....	.....	.....	.....	.....	.....	.....	.....	.....	.....	.....	.....	.....	.....	8
.....	.....	.....	.....	.....	.....	.....	.....	.....	.....	.....	.....	.....	.....	.....	9
.....	.....	.....	.....	.....	.....	.....	.....	.....	.....	.....	.....	.....	.....	.....	10
464	5,092	918	2,083	2,074	358	279	3,213	4,037	21	7,875	1,130	1,156	2,310	7,266	11
557,309	6,393,826	1,304,366	2,441,814	3,035,145	549,445	376,876	3,935,736	5,652,455	27,813	9,714,085	1,345,984	1,292,900	2,323,089	9,350,934	12
1,381	795	714	1,018	2,097	1,278	771	1,296	1,699	800	1,979	592	1,125	908	1,987	13
3,463	2,669	1,594	2,424	3,981	2,306	1,310	2,699	4,294	2,609	5,108	1,532	2,430	2,298	6,104	14
11	33	53	100	90	19	21	108	234	6	338	53	9	59	425	15
24	82	109	211	190	41	47	244	559	12	837	117	20	134	1,110	16
11	28	53	99	90	19	21	105	227	5	331	51	9	55	392	17
13	54	56	112	100	22	26	139	332	7	506	66	11	79	718	18
3,101	8,353	6,264	17,380	9,291	10,211	2,980	29,187	39,557	2,632	75,551	14,520	1,885	15,673	89,193	19
86	378	449	1,494	116	310	1,900	1,886	6,601	340	12,422	1,377	.....	2,559	9,609	20
3,174	7,010	6,473	18,166	9,320	10,275	4,823	29,899	44,867	2,970	85,286	15,589	1,753	17,365	95,138	21
1,407	5,633	5,718	15,533	7,125	9,592	4,329	25,050	39,111	2,120	74,021	13,734	1,265	12,688	83,482	22
1,767	1,377	755	2,195	683	494	4,849	5,756	850	11,265	11,855	488	4,677	11,656	81,422	23
512	1,703	1,249	6,848	2,912	652	768	4,228	14,965	962	36,840	4,129	707	7,811	19,892	24
8	21	42	95	66	18	16	90	200	6	324	52	8	53	348	25
8	29	51	87	27	25	154	279	8	603	80	15	86	590	590	26
128	319	437	2,842	680	211	328	1,263	3,625	415	13,664	2,251	377	2,662	6,197	27
4,030	11,900	17,149	123,612	22,941	6,595	13,947	48,460	163,529	15,350	566,815	69,359	13,000	86,145	298,083	28
.....	.....	.....	.....	.....	.....	.....	.....	.....	.....	.....	.....	.....	.....	.....	29
.....	.....	.....	.....	.....	.....	.....	.....	.....	.....	.....	.....	.....	.....	.....	30
.....	.....	.....	.....	.....	.....	.....	.....	.....	.....	.....	.....	.....	.....	.....	31
4	32	49	99	70	10	12	105	222	.....	324	46	7	54	412	32
4	56	59	139	88	10	12	179	386	.....	587	57	11	87	750	33
7	310	123	269	121	11	14	456	1,132	.....	2,380	193	34	217	3,040	34
6,717	406,380	176,351	331,711	183,350	14,253	20,446	569,905	1,631,434	.....	3,199,606	230,471	42,784	228,793	4,027,836	35
5	21	44	82	61	17	13	87	205	5	284	44	6	45	362	36
13	93	116	219	159	47	46	243	817	31	967	143	23	218	1,857	37
2,649	1,007	1,077	1,304	2,988	1,842	1,061	1,524	2,000	1,060	2,215	743	1,700	1,149	1,980	38
154,745	97,268	65,851	130,971	157,017	195,698	65,129	197,661	147,904	166,180	238,240	93,204	117,310	132,571	165,644	39
Montgomery	Morgan	Muhlenberg	Nelson	Nicholas	Ohio	Oldham	Owen	Owsley	Pendleton	Powell	Pulaski	Robertson	Rockcastle	Rowan	
1,283	2,210	2,047	1,987	1,399	2,895	769	1,749	1,333	1,647	639	4,591	572	1,755	1,132	1
113,983	180,570	195,664	243,720	122,264	273,576	108,572	202,436	92,859	164,392	67,540	292,379	54,407	131,604	109,790	2
22,647	23,939	55,657	67,594	22,660	75,353	38,210	31,084	13,684	33,285	10,340	89,422	9,305	26,911	17,926	3
816	1,843	1,550	1,342	898	2,234	534	1,220	1,093	1,135	448	3,426	372	1,350	854	4
5,918	11,819	26,022	25,021	6,108	35,717	8,796	7,465	6,781	7,526	4,880	34,675	2,252	11,360	6,608	5
247,368	334,698	568,354	1,081,022	236,038	850,929	409,740	273,159	197,900	307,337	152,032	1,145,603	98,767	379,318	216,542	6
.....	.....	.....	.....	.....	.....	.....	.....	.....	.....	.....	.....	.....	.....	.....	7
.....	.....	.....	.....	.....	.....	.....	.....	.....	.....	.....	.....	.....	.....	.....	8
.....	.....	.....	.....	.....	.....	.....	.....	.....	.....	.....	.....	.....	.....	.....	9
3,960	2,601	1,901	3,093	4,448	2,208	989	5,319	1,214	3,426	560	3,807	1,789	1,655	1,052	10
5,499,059	3,834,360	1,931,631	3,982,646	5,831,358	2,370,439	1,347,311	7,147,455	1,474,034	4,542,527	671,325	5,286,284	2,249,882	2,297,645	1,525,942	11
856	1,652	1,427	1,403	2,161	525	1,468	929	1,305	1,505	442	3,151	461	1,239	823	12
2,414	3,790	3,384	3,981	2,783	5,175	1,660	3,897	1,583	3,317	904	6,724	1,177	2,669	1,566	13
128	62	60	174	80	63	33	108	66	114	19	220	34	103	18	14
284	133	139	389	187	141	75	242	139	248	45	472	72	230	40	15
126	62	57	173	76	62	33	99	66	112	19	220	34	103	17	16
158	71	82	216	111	79	42	143	73	136	26	252	38	127	23	17
23,059	11,711	16,876	41,657	19,299	11,589	8,402	27,789	9,429	21,376	3,219	26,347	6,906	15,690	4,476	18
5,994	326	1,906	3,677	803	1,422	1,131	52	141	324	995	16	270	11	19	19
27,999	11,358	18,129	44,064	18,940	11,954	8,585	26,809	9,213	19,860	3,505	25,931	6,433	15,003	4,482	20
25,467	10,243	14,965	38,835	16,697	9,191	7,932	22,896	8,345	14,383	3,064	18,731	5,944	13,109	2,195	21
2,532	1,115	3,164	5,229	2,243	2,763	653	3,913	868	5,477	441	7,200	489	1,894	2,287	22
5,240	1,588	5,143	13,335	4,198	4,286	3,954	3,688	1,297	4,079	655	919	3,045	936	936	23
108	59	56	152	63	54	17	92	60	90	13	185	15	88	14	24
145	87	94	241	89	77	26	134	79	120	17	248	17	112	23	25
1,116	704	2,295	4,904	896	1,457	377	945	591	925	217	3,089	1,209	1,276	293	26
47,567	21,907	66,070	217,165	31,491	32,978	17,640	40,385	17,830	38,034	9,395	115,759	5,260	43,045	6,815	27
.....	.....	.....	.....	.....	.....	.....	.....	.....	.....	.....	.....	.....	.....	.....	28
.....	.....	.....	.....	.....	.....	.....	.....	.....	.....	.....	.....	.....	.....	.....	29
.....	.....	.....	.....	.....	.....	.....	.....	.....	.....	.....	.....	.....	.....	.....	30
.....	.....	.....	.....	.....	.....	.....	.....	.....	.....	.....	.....	.....	.....	.....	31
124	60	49	150	79	45	29	108	58	110	17	197	32	93	15	32
188	88	95	226	125	59	48	188	70	151	20	257	45	121	21	33
799	161	298	679	617	107	87	612	98	416	49	373	155	188	33	34
1,146,420	243,861	300,215	878,384	839,974	106,439	128,877	868,914	125,674	559,065	61,082	539,141	188,741	254,553	45,593	35
97	55	47	140	67	58	25	99	51	104	12	183	27	80	14	36
388	144	220	492	312	205	98	375	111	332	27	554	92	220	42	37
999	2,077	1,908	1,598	1,212	2,754	694	1,507	1,194	1,399	594	4,119	500	1,525	1,092	38
85,984	169,212	177,535	199,656	103,324	267,622	99,987	175,627	83,646	144,532	64,035	266,448	47,974	116,601	105,308	39

## MULTIPLE-UNIT OPERATIONS

County Table 1.—MULTIPLE-UNIT OPERATIONS: CENSUS OF 1950—Continued

[Data for farm units, land in farms, and number of horses and mules relate to April 1, 1950; those for cropland harvested and crops harvested relate to 1949]

Item (For definitions and explanations, see text)		Russell	Scott	Shelby	Simpson	Spencer	Taylor	Todd	Trigg
1	All farms.....number..	2,096	1,609	2,205	1,524	1,079	1,857	1,622	1,236
2	Land in farms.....acres..	121,715	170,244	234,738	144,522	120,751	162,390	219,691	201,809
3	Cropland harvested.....acres..	36,921	35,472	69,718	74,137	30,737	51,293	80,572	56,463
4	Corn harvested for grain.....farms reporting..	1,486	841	1,363	1,250	770	1,450	1,440	1,018
5	acres..	16,233	6,890	15,833	27,991	10,260	20,138	40,516	32,324
6	bushels..	435,988	318,640	665,098	1,096,211	413,545	729,681	1,398,165	1,031,139
7	Cotton harvested.....farms reporting..	.....	.....	.....	.....	.....	.....	.....	.....
8	acres..	.....	.....	.....	.....	.....	.....	.....	.....
9	bales..	.....	.....	.....	.....	.....	.....	.....	.....
10	Tobacco harvested.....acres..	1,957	7,042	7,572	3,158	3,186	3,081	4,983	3,310
11	pounds..	2,217,425	9,700,323	9,248,497	4,371,111	3,726,982	3,889,074	5,751,925	3,777,419
12	Horses and mules.....farms reporting..	1,330	1,127	1,593	958	820	1,229	1,100	849
13	number..	3,052	3,267	4,918	2,175	2,426	2,893	2,719	2,311
14	Multiple-unit operations.....number..	91	151	198	177	121	145	138	118
15	Subunits in multiple-unit operations.....number..	196	372	488	423	297	322	328	307
16	Home farms.....number..	89	150	196	172	117	144	135	112
17	Cropper farms.....number..	107	222	292	251	180	178	193	195
18	Land owned by landlord.....acres..	14,031	39,892	43,247	35,787	28,614	25,537	42,758	52,314
19	Land rented from others by landlord.....acres..	852	4,838	11,037	5,080	3,112	2,429	2,675	6,765
20	Land in units.....acres..	14,360	41,193	48,944	38,266	30,479	27,248	41,679	55,873
21	Home farms.....acres..	12,304	38,159	41,710	29,884	26,009	22,733	33,260	48,832
22	Cropper farms.....acres..	2,056	3,036	7,234	8,382	4,470	4,515	8,419	7,041
23	Cropland harvested.....acres..	4,274	9,387	15,377	20,139	8,832	8,958	15,811	15,800
24	Corn harvested for grain.....units reporting..	80	93	173	169	103	134	134	114
25	subunits reporting..	109	122	249	308	155	196	273	237
26	acres..	1,608	1,093	3,576	7,104	2,869	3,357	7,341	8,288
27	bushels..	52,328	48,094	156,228	295,830	117,612	134,988	264,384	292,048
28	Cotton harvested.....units reporting..	.....	.....	.....	.....	.....	.....	.....	.....
29	subunits reporting..	.....	.....	.....	.....	.....	.....	.....	.....
30	acres..	.....	.....	.....	.....	.....	.....	.....	.....
31	bales..	.....	.....	.....	.....	.....	.....	.....	.....
32	Tobacco harvested.....units reporting..	88	146	197	173	121	141	137	113
33	subunits reporting..	119	258	376	283	216	216	246	240
34	acres..	189	1,489	1,498	789	738	483	963	1,016
35	pounds..	235,174	2,134,181	1,856,595	1,087,148	938,406	613,689	1,096,058	1,209,339
36	Horses and mules.....units reporting..	78	151	182	143	109	113	115	107
37	number..	205	578	803	402	405	383	397	454
38	Farms not in multiple units.....number..	1,900	1,237	1,717	1,101	782	1,535	1,294	929
39	Land in farms.....acres..	107,355	129,049	185,794	106,256	90,272	135,142	178,012	145,936

County Table 1--MULTIPLE-UNIT OPERATIONS: CENSUS OF 1950--Continued

[Data for farm units, land in farms, and number of horses and mules relate to April 1, 1950; those for cropland harvested and crops harvested relate to 1949]

Item (For definitions and explanations, see text)		Trimble	Union	Warren	Washington	Wayne	Webster	Wolfe	Woodford
1	All farms.....number..	943	908	3,765	2,145	2,097	1,480	1,189	942
2	Land in farms.....acres..	89,905	177,841	317,958	187,831	200,326	181,959	101,424	108,693
3	Cropland harvested.....acres..	20,147	80,594	111,104	45,108	41,998	68,014	14,080	28,029
4	Corn harvested for grain.....farms reporting..	685	727	2,604	1,460	1,574	1,242	1,038	447
5	acres..	5,891	44,568	49,350	14,036	18,353	37,323	7,120	4,229
6	bushels..	235,575	1,912,689	1,636,291	601,107	620,822	1,113,383	201,368	193,958
7	Cotton harvested.....farms reporting..	.....	.....	.....	.....	.....	.....	.....	.....
8	acres..	.....	.....	.....	.....	.....	.....	.....	.....
9	bales..	.....	.....	.....	.....	.....	.....	.....	.....
10	Tobacco harvested.....acres..	2,320	211	4,673	4,736	1,638	1,841	1,263	6,450
11	pounds..	3,055,378	264,078	5,634,914	6,497,417	2,238,702	2,037,083	1,843,550	8,852,892
12	Horses and mules.....farms reporting..	734	680	2,420	1,521	1,491	1,062	912	619
13	number..	1,671	2,421	6,239	4,244	3,377	2,885	1,893	2,303
14	Multiple-unit operations.....number..	81	34	432	285	155	44	73	59
15	Subunits in multiple-unit operations.....number..	183	72	977	651	321	97	161	157
16	Home farms.....number..	81	34	420	280	152	44	72	57
17	Cropper farms.....number..	102	38	557	371	169	53	89	100
18	Land owned by landlord.....acres..	14,447	10,193	77,752	50,965	30,507	13,449	15,257	17,074
19	Land rented from others by landlord.....acres..	1,667	2,092	8,210	5,676	1,716	2,300	53	3,634
20	Land in units.....acres..	14,106	10,712	81,439	53,863	31,413	12,747	14,904	19,337
21	Home farms.....acres..	12,844	8,653	69,203	45,750	28,344	10,481	13,321	18,216
22	Cropper farms.....acres..	1,262	2,059	12,236	8,113	3,069	2,266	1,583	1,121
23	Cropland harvested.....acres..	3,984	4,937	34,436	15,920	7,666	5,751	2,183	5,184
24	Corn harvested for grain.....units reporting..	59	33	398	247	134	33	71	36
25	subunits reporting..	85	48	549	387	191	55	132	39
26	acres..	1,105	2,487	14,024	4,578	2,740	2,353	1,128	562
27	bushels..	50,010	113,268	523,150	209,271	99,765	76,081	35,201	26,714
28	Cotton harvested.....units reporting..	.....	.....	.....	.....	.....	.....	.....	.....
29	subunits reporting..	.....	.....	.....	.....	.....	.....	.....	.....
30	acres..	.....	.....	.....	.....	.....	.....	.....	.....
31	bales..	.....	.....	.....	.....	.....	.....	.....	.....
32	Tobacco harvested.....units reporting..	78	12	419	278	136	32	71	56
33	subunits reporting..	124	12	617	482	177	48	121	126
34	acres..	326	16	1,172	1,439	257	128	206	913
35	pounds..	485,329	20,725	1,538,782	2,054,419	365,250	150,005	289,091	1,424,787
36	Horses and mules.....units reporting..	64	28	391	267	127	38	67	45
37	number..	182	140	1,354	1,071	409	135	227	261
38	Farms not in multiple units.....number..	760	836	2,788	1,494	1,776	1,383	1,028	785
39	Land in farms.....acres..	75,799	167,129	236,519	133,968	168,913	169,212	86,520	89,356

MULTIPLE-UNIT OPERATIONS

Economic Area Table 1.— MULTIPLE-UNIT OPERATIONS,  
[Data for units, land in units, and number of horses and mules relate to April 1, 1950;

Item (For definitions and explanations, see text)	Total, selected areas									
	Total	Size of unit								220 to 259 acres
		Under 30 acres	30 to 49 acres	50 to 69 acres	70 to 99 acres	100 to 139 acres	140 to 179 acres	180 to 219 acres		
1 Multiple-unit operations.....number..	12,536	428	548	777	1,433	2,125	1,696	1,394	996	
2 Subunits in multiple-unit operations.....total number..	29,348	879	1,133	1,601	2,959	4,447	3,642	3,124	2,310	
3 Home farms.....number..	12,256	349	513	757	1,423	2,100	1,676	1,374	978	
4 Cropper farms.....number..	17,092	530	620	844	1,536	2,347	1,966	1,750	1,332	
5 Land in multiple-unit operations.....total acres..	2,768,523	7,014	21,587	45,501	120,592	250,099	267,045	276,423	237,609	
6 Home farms.....acres..	2,363,739	4,383	15,736	36,218	99,033	205,779	223,877	233,404	202,083	
7 Cropper farms.....acres..	404,784	2,631	5,851	9,283	21,559	44,320	43,168	43,019	35,526	
8 Cropland harvested.....total acres..	839,734	3,203	7,919	15,842	41,372	83,761	88,201	88,373	72,919	
9 Corn harvested for grain.....multiple units reporting..	10,900	215	391	613	1,200	1,898	1,510	1,279	906	
10 Subunits reporting.....	16,951	263	482	783	1,561	2,624	2,208	1,980	1,455	
11 acres.....	300,605	1,324	3,710	6,433	16,430	32,116	32,791	32,716	26,758	
12 bushels.....	11,186,544	49,083	125,862	205,981	570,209	1,161,564	1,187,492	1,226,624	999,813	
13 Cotton harvested.....multiple units reporting..	138	5	7	12	15	19	13	13	11	
14 Subunits reporting.....	407	7	12	16	26	43	26	36	36	
15 acres.....	8,445	81	125	196	427	746	408	747	747	
16 bales.....	7,509	53	104	141	396	722	360	715	715	
17 Tobacco harvested.....multiple units reporting..	11,683	364	457	702	1,328	2,007	1,612	1,319	945	
18 Subunits reporting.....	19,247	467	578	890	1,757	2,824	2,448	2,113	1,616	
19 acres.....	59,595	893	1,107	1,723	3,751	6,921	6,722	6,192	5,304	
20 pounds..	77,969,847	1,123,992	1,426,609	2,214,742	4,783,487	8,955,576	8,686,313	8,151,818	6,874,168	
21 Peanuts harvested for picking or threshing.....multiple units reporting..	.....	.....	.....	.....	.....	.....	.....	.....	.....	
22 Subunits reporting.....	.....	.....	.....	.....	.....	.....	.....	.....	.....	
23 acres.....	.....	.....	.....	.....	.....	.....	.....	.....	.....	
24 pounds..	.....	.....	.....	.....	.....	.....	.....	.....	.....	
25 Horses and mules.....multiple units reporting..	10,632	157	358	592	1,187	1,885	1,483	1,264	890	
26 number..	39,102	323	803	1,453	3,091	5,468	4,726	4,411	3,328	
Landlord-tenant operations containing multiple units:										
27 All subunits including home farm.....number..	33,411	990	1,270	1,735	3,211	4,855	3,996	3,491	2,574	
28 Land in all subunits including home farm.....acres..	2,944,945	16,332	29,301	48,723	128,671	268,419	280,407	289,791	246,540	
29 Owned by operator of multiple unit.....acres..	2,641,496	16,068	28,717	47,339	123,998	258,830	259,779	263,944	225,818	
30 Rented by operator of multiple unit.....acres..	303,449	264	584	1,384	4,673	9,586	20,628	25,850	20,722	
31 Subunits not included in multiple units. operators reporting..	2,719	89	116	108	220	316	295	285	212	
32 number..	4,063	111	137	134	252	408	354	367	264	
33 Share tenants.....number..	1,908	54	53	43	86	160	164	182	126	
34 Other tenants, not croppers nor share tenants....number..	2,155	57	84	91	166	248	190	185	138	
35 Land in subunits not included in multiple units.....acres..	176,422	9,318	7,714	3,222	8,079	18,320	13,362	13,368	8,931	

Item (For definitions and explanations, see text)	Area 2									
	Total	Size of unit								220 to 259 acres
		Under 30 acres	30 to 49 acres	50 to 69 acres	70 to 99 acres	100 to 139 acres	140 to 179 acres	180 to 219 acres		
1 Multiple-unit operations.....number..	450	20	15	20	43	57	60	40	40	
2 Subunits in multiple-unit operations.....total number..	1,315	42	30	41	89	119	125	93	88	
3 Home farms.....number..	429	11	14	20	42	56	59	40	40	
4 Cropper farms.....number..	686	31	16	21	47	63	66	53	48	
5 Land in multiple-unit operations.....total acres..	117,335	300	588	1,164	3,573	6,765	9,334	8,019	9,526	
6 Home farms.....acres..	93,642	73	370	740	2,551	5,384	7,395	6,381	8,202	
7 Cropper farms.....acres..	23,693	227	218	424	1,022	1,381	1,939	1,638	1,324	
8 Cropland harvested.....total acres..	56,783	219	330	506	1,802	3,520	4,690	4,426	4,762	
9 Corn harvested for grain.....multiple units reporting..	397	13	12	17	37	51	52	36	37	
10 Subunits reporting.....	685	19	16	23	51	77	88	62	60	
11 acres.....	24,436	121	181	273	742	1,404	2,103	1,985	2,040	
12 bushels.....	889,241	5,300	5,155	9,960	26,435	55,461	70,651	74,140	71,185	
13 Cotton harvested.....multiple units reporting..	.....	.....	.....	.....	.....	.....	.....	.....	.....	
14 Subunits reporting.....	.....	.....	.....	.....	.....	.....	.....	.....	.....	
15 acres.....	.....	.....	.....	.....	.....	.....	.....	.....	.....	
16 bales.....	.....	.....	.....	.....	.....	.....	.....	.....	.....	
17 Tobacco harvested.....multiple units reporting..	389	17	13	14	38	51	51	34	37	
18 Subunits reporting.....	694	29	15	18	47	77	77	56	61	
19 acres.....	2,310	64	29	35	120	218	227	171	204	
20 pounds..	2,510,171	68,911	28,928	39,661	147,809	239,468	252,044	195,959	213,084	
21 Peanuts harvested for picking or threshing.....multiple units reporting..	.....	.....	.....	.....	.....	.....	.....	.....	.....	
22 Subunits reporting.....	.....	.....	.....	.....	.....	.....	.....	.....	.....	
23 acres.....	.....	.....	.....	.....	.....	.....	.....	.....	.....	
24 pounds..	.....	.....	.....	.....	.....	.....	.....	.....	.....	
25 Horses and mules.....multiple units reporting..	268	7	9	13	36	50	51	36	37	
26 number..	1,544	23	16	34	103	173	160	125	148	
Landlord-tenant operations containing multiple units:										
27 All subunits including home farm.....number..	1,294	49	34	46	96	131	144	108	96	
28 Land in all subunits including home farm.....acres..	134,369	1,103	1,001	1,550	3,777	7,665	11,587	8,785	9,976	
29 Owned by operator of multiple unit.....acres..	107,047	1,103	1,001	1,480	3,609	6,852	9,274	7,435	7,329	
30 Rented by operator of multiple unit.....acres..	27,322	.....	.....	70	168	813	2,313	1,350	2,647	
31 Subunits not included in multiple units. operators reporting..	102	4	4	4	7	10	16	11	8	
32 number..	179	7	4	5	7	12	19	15	8	
33 Share tenants.....number..	85	4	1	1	3	6	10	10	6	
34 Other tenants, not croppers nor share tenants....number..	94	3	3	4	4	6	9	5	2	
35 Land in subunits not included in multiple units.....acres..	17,034	803	413	386	204	900	2,253	766	450	



BY SIZE OF UNIT: CENSUS OF 1950

those for cropland harvested and crops harvested relate to 1949]

Total, selected areas—Continued				Area 1												
Size of unit—Con.			Total	Size of unit												
260 to 499 acres	500 to 999 acres	1,000 acres and over		Under 30 acres	30 to 49 acres	50 to 69 acres	70 to 99 acres	100 to 139 acres	140 to 179 acres	180 to 219 acres	220 to 259 acres	260 to 499 acres	500 to 999 acres	1,000 acres and over		
2,244	687	208	499	8	20	30	58	65	86	58	37	86	37	14	1	
5,800	2,369	1,084	1,292	16	40	64	118	137	191	126	100	260	163	77	2	
2,210	671	205	489	8	18	28	57	64	85	58	36	86	35	14	3	
3,590	1,698	879	803	8	22	36	61	73	106	68	64	174	128	63	4	
780,108	452,717	309,828	127,279	130	787	1,795	4,872	7,701	13,710	11,550	8,889	30,187	24,319	23,339	5	
673,741	390,294	279,191	104,033	91	511	1,298	3,601	6,008	10,930	9,931	7,193	25,069	18,650	20,751	6	
106,367	62,423	30,637	23,246	39	276	497	1,271	1,693	2,780	1,619	1,696	5,118	5,669	2,588	7	
238,781	128,263	71,100	55,752	50	354	994	2,222	3,676	7,018	5,383	4,401	13,833	11,813	6,008	8	
2,078	632	178	446	4	15	22	49	57	78	55	34	83	36	13	9	
3,642	1,419	534	722	6	17	30	68	76	117	96	57	132	86	37	10	
86,606	41,416	20,305	21,857	34	167	319	1,135	1,774	3,127	2,662	1,687	5,061	4,239	1,652	11	
3,300,234	1,588,070	771,612	720,790	991	4,375	8,820	34,399	54,375	95,130	85,423	55,045	181,409	147,743	53,040	12	
29	18	9	138	.....	5	7	12	15	19	13	11	29	18	9	13	
103	86	52	407	.....	7	12	16	26	43	26	19	29	18	6	14	
2,326	2,354	1,035	8,445	.....	81	125	196	427	746	408	747	2,326	2,354	1,035	15	
2,060	2,069	889	7,509	.....	53	104	141	396	722	360	715	2,060	2,069	889	16	
2,123	638	188	300	.....	3	10	19	35	43	59	42	20	50	16	17	
4,084	1,689	781	421	.....	3	12	21	37	51	78	62	31	83	5	18	
15,234	7,512	4,236	1,466	.....	2	20	47	88	170	304	218	137	345	12	19	
20,199,017	9,906,604	5,647,521	1,609,888	1,342	27,886	54,400	97,000	206,451	331,943	234,590	137,292	381,048	122,330	15,606	20	
.....	.....	.....	.....	.....	.....	.....	.....	.....	.....	.....	.....	.....	.....	.....	21	
.....	.....	.....	.....	.....	.....	.....	.....	.....	.....	.....	.....	.....	.....	.....	22	
.....	.....	.....	.....	.....	.....	.....	.....	.....	.....	.....	.....	.....	.....	.....	23	
.....	.....	.....	.....	.....	.....	.....	.....	.....	.....	.....	.....	.....	.....	.....	24	
2,026	622	168	409	.....	12	21	42	54	71	53	32	82	33	9	25	
9,339	4,232	1,928	1,655	.....	30	53	109	189	237	183	118	393	247	96	26	
.....	.....	.....	.....	.....	.....	.....	.....	.....	.....	.....	.....	.....	.....	.....	27	
6,802	2,977	1,510	1,520	.....	20	48	70	131	157	210	140	106	310	200	128	27
824,204	484,367	328,190	144,208	.....	442	960	1,853	5,163	8,482	14,601	12,070	35,570	27,643	28,164	28	
711,698	418,256	287,049	115,520	.....	412	922	1,710	4,896	7,625	11,811	9,399	7,594	27,544	19,069	24,538	29
112,506	66,111	41,141	28,688	.....	30	38	143	267	2,790	2,671	1,666	8,026	8,574	3,626	30	
673	282	123	124	.....	4	7	4	11	16	18	11	6	26	12	31	
1,002	608	426	228	.....	4	8	6	13	20	19	14	6	50	37	32	
523	340	177	117	.....	2	.....	6	9	8	8	4	4	35	24	33	
479	268	249	111	.....	4	6	7	11	11	8	2	15	13	30	34	
44,096	31,650	18,362	16,929	.....	312	173	58	291	781	891	520	371	5,383	3,324	4,825	35
Area 2—Continued				Area 3a												
Size of unit—Con.			Total	Size of unit												
260 to 499 acres	500 to 999 acres	1,000 acres and over		Under 30 acres	30 to 49 acres	50 to 69 acres	70 to 99 acres	100 to 139 acres	140 to 179 acres	180 to 219 acres	220 to 259 acres	260 to 499 acres	500 to 999 acres	1,000 acres and over		
99	41	15	691	9	21	30	61	108	73	81	53	181	58	16	1	
243	167	78	1,564	18	43	62	124	223	157	172	116	425	163	61	2	
96	39	12	678	9	20	29	60	107	71	80	52	178	56	16	3	
147	128	66	886	9	23	33	64	116	86	92	64	247	107	45	4	
34,176	25,689	18,201	186,332	158	812	1,747	5,166	12,871	11,530	16,211	12,675	63,846	38,292	23,024	5	
28,537	21,020	12,989	159,923	104	514	1,414	4,044	10,129	9,595	13,836	10,678	53,987	33,533	22,089	6	
5,639	4,669	5,212	26,409	54	298	333	1,122	2,742	1,935	2,375	1,997	9,859	4,759	935	7	
18,744	10,931	6,853	56,018	54	282	528	1,847	4,115	3,900	5,047	4,093	19,605	10,026	6,521	8	
94	36	12	647	7	15	26	55	102	70	77	50	177	53	15	9	
171	88	30	1,011	8	19	32	70	142	107	120	83	301	101	28	10	
8,695	4,039	2,853	24,305	34	153	236	985	1,915	1,766	2,372	1,942	8,983	4,191	1,728	11	
315,575	143,647	111,732	718,959	880	4,125	5,910	24,829	50,243	51,133	76,899	53,608	269,149	129,613	52,570	12	
.....	.....	.....	.....	.....	.....	.....	.....	.....	.....	.....	.....	.....	.....	.....	13	
.....	.....	.....	.....	.....	.....	.....	.....	.....	.....	.....	.....	.....	.....	.....	14	
.....	.....	.....	.....	.....	.....	.....	.....	.....	.....	.....	.....	.....	.....	.....	15	
.....	.....	.....	.....	.....	.....	.....	.....	.....	.....	.....	.....	.....	.....	.....	16	
86	35	13	577	6	12	23	43	93	64	70	46	158	47	15	17	
154	112	48	913	6	14	27	56	122	95	100	76	273	109	35	18	
720	360	162	2,354	5	24	30	97	239	231	235	204	722	365	202	19	
766,229	389,488	168,590	2,585,986	7,064	23,229	36,256	101,357	245,641	254,111	270,820	188,479	825,317	417,376	216,336	20	
.....	.....	.....	.....	.....	.....	.....	.....	.....	.....	.....	.....	.....	.....	.....	21	
.....	.....	.....	.....	.....	.....	.....	.....	.....	.....	.....	.....	.....	.....	.....	22	
.....	.....	.....	.....	.....	.....	.....	.....	.....	.....	.....	.....	.....	.....	.....	23	
.....	.....	.....	.....	.....	.....	.....	.....	.....	.....	.....	.....	.....	.....	.....	24	
81	36	12	584	2	13	21	52	93	65	72	45	163	47	11	25	
405	297	100	2,069	4	26	54	162	236	209	230	156	628	286	78	26	
.....	.....	.....	.....	.....	.....	.....	.....	.....	.....	.....	.....	.....	.....	.....	27	
269	226	95	1,762	22	46	65	138	268	175	190	125	469	183	81	27	
36,121	32,191	20,613	194,957	351	904	1,770	5,532	15,004	11,968	16,629	12,801	65,848	39,485	24,665	28	
25,874	26,634	16,456	175,993	351	851	1,663	5,192	14,903	11,408	15,343	12,380	58,226	35,411	20,265	29	
10,247	5,557	4,157	18,964	.....	53	107	340	101	560	1,286	421	7,622	4,074	4,400	30	
17	13	8	135	3	3	3	10	12	16	9	9	36	14	10	31	
26	59	17	198	4	1	1	14	45	18	18	9	44	20	20	32	
15	24	5	76	1	1	1	4	7	9	6	5	18	9	15	33	
11	35	12	122	2	2	2	10	38	9	12	4	26	11	5	34	
1,945	6,502	2,412	8,625	193	92	23	366	2,133	438	418	126	2,002	1,193	1,641	35	

MULTIPLE-UNIT OPERATIONS

Economic Area Table 1.— MULTIPLE-UNIT OPERATIONS,  
[Data for units, land in units, and number of horses and mules relate to April 1, 1950;

Item (For definitions and explanations, see text)	Area 3b									
	Total	Size of unit								
		Under 30 acres	30 to 49 acres	50 to 69 acres	70 to 99 acres	100 to 139 acres	140 to 179 acres	180 to 219 acres	220 to 259 acres	
1 Multiple-unit operations.....number..	1,058	28	45	80	179	217	162	125	64	
2 Subunits in multiple-unit operations.....total number..	2,393	58	92	163	368	459	357	279	149	
3 Home farms.....number..	1,040	26	43	80	179	217	160	122	62	
4 Cropper farms.....number..	1,353	32	49	83	189	242	197	157	87	
5 Land in multiple-unit operations.....total acres..	185,399	477	1,763	4,728	15,089	25,179	25,256	24,668	15,232	
6 Home farms.....acres..	152,812	355	1,285	4,009	12,308	20,902	20,873	20,229	12,300	
7 Cropper farms.....acres..	32,587	122	478	719	2,781	4,277	4,383	4,439	2,932	
8 Cropland harvested.....total acres..	59,344	200	713	1,568	5,519	8,810	8,321	7,643	4,554	
9 Corn harvested for grain.....multiple units reporting..	978	20	41	64	161	209	156	115	60	
10 subunits reporting..	1,502	21	53	83	222	311	232	190	101	
11 acres..	24,671	111	396	684	2,420	4,019	3,611	3,054	1,998	
12 bushels..	901,971	3,735	12,458	20,638	81,002	145,469	126,419	116,245	75,552	
13 Cotton harvested.....multiple units reporting..	.....	.....	.....	.....	.....	.....	.....	.....	.....	
14 subunits reporting..	.....	.....	.....	.....	.....	.....	.....	.....	.....	
15 acres..	.....	.....	.....	.....	.....	.....	.....	.....	.....	
16 bales..	.....	.....	.....	.....	.....	.....	.....	.....	.....	
17 Tobacco harvested.....multiple units reporting..	1,028	23	42	76	176	211	199	122	63	
18 subunits reporting..	1,668	28	57	101	245	321	290	214	110	
19 acres..	3,801	31	80	158	466	669	567	506	285	
20 pounds..	4,553,085	34,823	96,138	174,685	528,043	801,246	681,482	592,537	334,246	
21 Peanuts harvested for picking or threshing.....multiple units reporting..	.....	.....	.....	.....	.....	.....	.....	.....	.....	
22 subunits reporting..	.....	.....	.....	.....	.....	.....	.....	.....	.....	
23 acres..	.....	.....	.....	.....	.....	.....	.....	.....	.....	
24 pounds..	.....	.....	.....	.....	.....	.....	.....	.....	.....	
25 Horses and mules.....multiple units reporting..	898	10	29	61	149	195	144	114	58	
26 number..	2,916	21	72	140	361	544	491	359	212	
Landlord-tenant operations containing multiple units:										
27 All subunits including home farm.....number..	2,643	60	102	190	402	490	387	312	168	
28 Land in all subunits including home farm.....acres..	194,073	785	2,120	5,446	16,105	26,134	26,046	25,625	15,529	
29 Owned by operator of multiple unit.....acres..	180,080	781	2,071	5,391	15,859	24,884	24,250	24,132	14,652	
30 Rented by operator of multiple unit.....acres..	13,993	4	49	55	246	1,250	1,796	1,493	877	
31 Subunits not included in multiple units. operators reporting..	197	2	7	21	32	26	26	27	15	
32 number..	250	2	10	27	34	31	30	33	19	
33 Share tenants.....number..	112	2	2	8	12	10	14	19	6	
34 Other tenants, not croppers nor share tenants.....number..	138	.....	8	19	22	21	16	14	13	
35 Land in subunits not included in multiple units.....acres..	8,674	308	357	718	1,016	955	790	957	297	

Item (For definitions and explanations, see text)	Area 5									
	Total	Size of unit								
		Under 30 acres	30 to 49 acres	50 to 69 acres	70 to 99 acres	100 to 139 acres	140 to 179 acres	180 to 219 acres	220 to 259 acres	
1 Multiple-unit operations.....number..	2,320	110	146	195	313	422	278	237	165	
2 Subunits in multiple-unit operations.....total number..	5,220	221	301	399	649	883	587	526	392	
3 Home farms.....number..	2,289	101	142	192	313	420	274	234	163	
4 Cropper farms.....number..	2,931	120	159	207	336	463	313	292	229	
5 Land in multiple-unit operations.....total acres..	442,169	1,762	5,741	11,447	26,077	49,814	43,753	46,680	39,376	
6 Home farms.....acres..	373,128	1,111	4,334	8,901	20,754	39,913	36,059	38,899	32,819	
7 Cropper farms.....acres..	69,041	651	1,407	2,546	5,323	9,901	7,694	7,781	6,557	
8 Cropland harvested.....total acres..	121,956	779	1,944	4,355	9,478	17,034	13,656	14,041	11,669	
9 Corn harvested for grain.....multiple units reporting..	2,087	60	105	171	281	389	260	229	158	
10 subunits reporting..	3,168	68	123	214	363	548	386	348	261	
11 acres..	49,277	366	973	1,893	4,015	6,738	5,427	5,647	4,789	
12 bushels..	1,622,775	11,259	27,912	54,930	131,071	226,999	179,783	186,163	156,977	
13 Cotton harvested.....multiple units reporting..	.....	.....	.....	.....	.....	.....	.....	.....	.....	
14 subunits reporting..	.....	.....	.....	.....	.....	.....	.....	.....	.....	
15 acres..	.....	.....	.....	.....	.....	.....	.....	.....	.....	
16 bales..	.....	.....	.....	.....	.....	.....	.....	.....	.....	
17 Tobacco harvested.....multiple units reporting..	2,195	93	127	172	296	405	268	228	161	
18 subunits reporting..	3,380	100	155	209	381	567	394	355	279	
19 acres..	6,241	126	178	277	536	944	689	690	587	
20 pounds..	7,934,865	145,909	209,276	345,995	701,708	1,200,521	918,366	899,093	708,858	
21 Peanuts harvested for picking or threshing.....multiple units reporting..	.....	.....	.....	.....	.....	.....	.....	.....	.....	
22 subunits reporting..	.....	.....	.....	.....	.....	.....	.....	.....	.....	
23 acres..	.....	.....	.....	.....	.....	.....	.....	.....	.....	
24 pounds..	.....	.....	.....	.....	.....	.....	.....	.....	.....	
25 Horses and mules.....multiple units reporting..	1,933	49	86	149	259	375	244	212	145	
26 number..	6,210	104	181	352	651	1,053	700	695	531	
Landlord-tenant operations containing multiple units:										
27 All subunits including home farm.....number..	5,871	243	335	437	709	956	649	583	436	
28 Land in all subunits including home farm.....acres..	463,228	2,430	7,091	11,797	27,213	51,794	45,471	48,256	41,208	
29 Owned by operator of multiple unit.....acres..	426,857	2,367	6,987	11,461	26,542	50,237	43,432	45,334	38,105	
30 Rented by operator of multiple unit.....acres..	36,371	63	104	336	671	1,557	2,039	2,922	3,103	
31 Subunits not included in multiple units. operators reporting..	485	18	30	34	50	63	51	47	32	
32 number..	651	22	34	38	60	73	62	57	44	
33 Share tenants.....number..	257	11	7	14	16	24	26	22	18	
34 Other tenants, not croppers nor share tenants.....number..	394	11	27	24	44	49	36	35	26	
35 Land in subunits not included in multiple units.....acres..	21,059	668	1,350	350	1,136	1,980	1,718	1,576	1,832	

BY SIZE OF UNIT: CENSUS OF 1950—Continued

those for cropland harvested and crops harvested relate to 1949]

Area 3b—Continued			Area 4												
Size of unit—Con.			Total	Size of unit											
260 to 499 acres	500 to 999 acres	1,000 acres and over		Under 30 acres	30 to 49 acres	50 to 69 acres	70 to 99 acres	100 to 139 acres	140 to 179 acres	180 to 219 acres	220 to 259 acres	260 to 499 acres	500 to 999 acres	1,000 acres and over	
119	27	12	2,059	52	56	92	201	359	295	260	181	423	119	21	
327	86	55	4,858	106	119	191	416	749	598	417	1,096	382	144	2	
114	25	12	2,006	41	48	83	198	354	294	259	179	413	116	3	
213	61	43	2,852	65	71	108	218	395	346	339	238	683	266	4	
39,853	17,651	15,503	476,616	827	2,194	5,394	17,015	42,324	46,472	51,471	43,239	149,024	78,764	39,892	5
32,454	14,378	13,719	404,642	555	1,256	3,873	13,348	34,296	38,339	43,002	36,244	129,169	68,694	35,866	6
7,399	3,273	1,784	71,974	272	938	1,521	3,667	8,028	8,133	8,469	6,995	19,855	10,070	4,026	7
13,317	4,945	3,754	188,909	419	1,186	2,223	7,186	18,507	20,261	22,199	17,557	58,676	27,904	12,791	8
116	25	11	1,942	27	45	82	184	341	285	254	175	414	114	21	9
214	50	25	3,331	33	57	108	253	494	448	415	311	820	295	97	10
5,375	1,561	1,442	79,762	181	675	1,130	3,308	8,273	8,770	8,949	7,431	24,616	11,507	4,922	11
216,061	57,372	47,020	2,985,905	5,471	21,692	33,465	117,803	284,952	320,060	340,465	268,020	948,398	442,210	203,369	12
.....	.....	.....	.....	.....	.....	.....	.....	.....	.....	.....	.....	.....	.....	.....	13
.....	.....	.....	.....	.....	.....	.....	.....	.....	.....	.....	.....	.....	.....	.....	14
.....	.....	.....	.....	.....	.....	.....	.....	.....	.....	.....	.....	.....	.....	.....	15
.....	.....	.....	.....	.....	.....	.....	.....	.....	.....	.....	.....	.....	.....	.....	16
117	27	12	1,998	43	48	88	199	351	285	256	177	413	117	21	17
236	60	46	3,413	59	62	120	278	496	450	414	306	802	308	118	18
676	190	173	10,825	82	140	263	575	1,203	1,222	1,231	921	3,065	1,415	708	19
864,492	231,069	214,324	13,438,168	98,485	159,745	304,450	703,708	1,491,449	1,438,036	1,548,569	1,178,882	3,876,615	1,741,701	896,528	20
.....	.....	.....	.....	.....	.....	.....	.....	.....	.....	.....	.....	.....	.....	.....	21
.....	.....	.....	.....	.....	.....	.....	.....	.....	.....	.....	.....	.....	.....	.....	22
.....	.....	.....	.....	.....	.....	.....	.....	.....	.....	.....	.....	.....	.....	.....	23
.....	.....	.....	.....	.....	.....	.....	.....	.....	.....	.....	.....	.....	.....	.....	24
108	20	10	1,777	14	34	70	165	318	259	234	162	387	113	21	25
528	140	48	6,025	28	74	168	420	854	739	768	525	1,568	646	235	26
.....	.....	.....	.....	.....	.....	.....	.....	.....	.....	.....	.....	.....	.....	.....	27
.....	.....	.....	.....	.....	.....	.....	.....	.....	.....	.....	.....	.....	.....	.....	28
.....	.....	.....	.....	.....	.....	.....	.....	.....	.....	.....	.....	.....	.....	.....	29
.....	.....	.....	.....	.....	.....	.....	.....	.....	.....	.....	.....	.....	.....	.....	30
.....	.....	.....	.....	.....	.....	.....	.....	.....	.....	.....	.....	.....	.....	.....	31
.....	.....	.....	.....	.....	.....	.....	.....	.....	.....	.....	.....	.....	.....	.....	32
.....	.....	.....	.....	.....	.....	.....	.....	.....	.....	.....	.....	.....	.....	.....	33
.....	.....	.....	.....	.....	.....	.....	.....	.....	.....	.....	.....	.....	.....	.....	34
.....	.....	.....	.....	.....	.....	.....	.....	.....	.....	.....	.....	.....	.....	.....	35
367	102	63	5,307	116	132	206	450	806	677	643	454	1,202	438	183	27
42,350	18,080	15,853	503,045	1,386	3,386	5,865	18,106	46,234	47,728	54,396	44,979	154,145	83,499	43,321	28
38,383	17,118	12,559	451,068	1,299	3,333	5,758	17,264	44,254	44,228	49,744	41,703	130,770	73,426	39,289	29
3,967	962	3,294	51,977	87	53	107	842	1,980	3,500	4,652	3,276	23,375	10,073	4,032	30
29	8	4	335	9	12	9	31	46	34	36	31	84	32	11	31
40	16	8	449	10	13	15	34	57	37	45	37	106	56	39	32
21	15	3	222	4	10	5	12	26	13	20	22	62	33	15	33
19	1	5	227	6	3	10	22	31	24	25	15	44	23	24	34
2,497	429	350	26,429	559	1,192	471	1,091	3,910	1,256	2,925	1,740	5,121	4,735	3,429	35

Area 5—Continued			Areas 6, A, and B												
Size of unit—Con.			Total	Size of unit											
260 to 499 acres	500 to 999 acres	1,000 acres and over		Under 30 acres	30 to 49 acres	50 to 69 acres	70 to 99 acres	100 to 139 acres	140 to 179 acres	180 to 219 acres	220 to 259 acres	260 to 499 acres	500 to 999 acres	1,000 acres and over	
335	92	27	3,591	117	146	215	385	604	516	412	314	649	185	48	1
845	305	112	8,498	240	302	442	791	1,261	1,106	926	726	1,699	680	325	2
331	92	27	3,493	86	132	211	383	591	509	400	307	645	181	48	3
514	213	85	5,005	154	170	231	408	670	597	526	419	1,054	499	277	4
115,830	60,181	41,508	776,137	1,955	5,729	12,594	32,495	71,367	81,463	81,929	75,005	224,933	120,810	67,857	5
99,656	51,990	38,692	669,544	1,187	4,289	10,454	28,659	60,836	70,017	69,836	64,811	198,823	102,535	58,095	6
16,174	8,191	2,816	106,593	768	1,440	2,140	3,836	10,529	11,446	12,093	10,194	26,110	18,275	9,762	7
31,138	12,671	5,191	194,851	916	1,947	3,523	8,980	19,466	22,378	21,811	18,757	54,787	28,169	14,117	8
324	85	25	2,968	52	101	150	294	515	440	356	274	576	169	41	9
569	202	86	4,426	71	127	180	351	662	594	515	414	985	378	149	10
12,065	4,795	2,569	54,116	334	773	1,156	2,545	5,528	5,968	5,839	5,191	15,907	7,505	3,370	11
413,721	155,145	78,815	2,437,837	15,459	35,815	47,145	109,069	247,629	266,936	262,090	250,318	698,638	351,814	152,924	12
.....	.....	.....	.....	.....	.....	.....	.....	.....	.....	.....	.....	.....	.....	.....	13
.....	.....	.....	.....	.....	.....	.....	.....	.....	.....	.....	.....	.....	.....	.....	14
.....	.....	.....	.....	.....	.....	.....	.....	.....	.....	.....	.....	.....	.....	.....	15
.....	.....	.....	.....	.....	.....	.....	.....	.....	.....	.....	.....	.....	.....	.....	16
.....	.....	.....	.....	.....	.....	.....	.....	.....	.....	.....	.....	.....	.....	.....	17
.....	.....	.....	.....	.....	.....	.....	.....	.....	.....	.....	.....	.....	.....	.....	18
.....	.....	.....	.....	.....	.....	.....	.....	.....	.....	.....	.....	.....	.....	.....	19
.....	.....	.....	.....	.....	.....	.....	.....	.....	.....	.....	.....	.....	.....	.....	20
.....	.....	.....	.....	.....	.....	.....	.....	.....	.....	.....	.....	.....	.....	.....	21
.....	.....	.....	.....	.....	.....	.....	.....	.....	.....	.....	.....	.....	.....	.....	22
.....	.....	.....	.....	.....	.....	.....	.....	.....	.....	.....	.....	.....	.....	.....	23
.....	.....	.....	.....	.....	.....	.....	.....	.....	.....	.....	.....	.....	.....	.....	24
.....	.....	.....	.....	.....	.....	.....	.....	.....	.....	.....	.....	.....	.....	.....	25
304	85	25	3,123	42	108	174	334	549	459	380	285	584	172	36	26
1,269	471	203	12,611	83	275	457	877	1,681	1,559	1,482	1,207	3,038	1,437	515	25
.....	.....	.....	.....	.....	.....	.....	.....	.....	.....	.....	.....	.....	.....	.....	27
.....	.....	.....	.....	.....	.....	.....	.....	.....	.....	.....	.....	.....	.....	.....	28
.....	.....	.....	.....	.....	.....	.....	.....	.....	.....	.....	.....	.....	.....	.....	29
.....	.....	.....	.....	.....	.....	.....	.....	.....	.....	.....	.....	.....	.....	.....	30
.....	.....	.....	.....	.....	.....	.....	.....	.....	.....	.....	.....	.....	.....	.....	31
.....	.....	.....	.....	.....	.....	.....	.....	.....	.....	.....	.....	.....	.....	.....	32
.....	.....	.....	.....	.....	.....	.....	.....	.....	.....	.....	.....	.....	.....	.....	33
.....	.....	.....	.....	.....	.....	.....	.....	.....	.....	.....	.....	.....	.....	.....	34
.....	.....	.....	.....	.....	.....	.....	.....	.....	.....	.....	.....	.....	.....	.....	35
999	368	156	9,860	276	344	467	851	1,385	1,227	1,062	823	2,111	869	445	27
120,953	63,764	43,251	826,231	4,698	8,460	13,661	35,377	76,550	85,415	86,961	77,977	238,260	127,627	71,245	28
104,498	56,673	41,221	753,790	4,634	8,258	13,396	33,614	74,348	79,747	78,323	72,145	212,804	111,415	65,166	29
16,455	7,091	2,030	72,441	64	202	325	1,763	2,202	5,668	8,638	5,832	25,456	16,212	6,079	30
114	34	12	866	29	21	52	95	96	96	101	75	245	90	29	31
154	63	44	1,362	36	42	25	60	124	121	136	97	412	189	120	32
73	29	17	691	16	22	9	23	53	60	74	46	216	120	52	33
81	34	27	671	20	20	16	37	71	61	62	51	196	69	68	34
5,123	3,583	1,743	50,094	2,743	2,731	1,067	2,882	5,183	3,952	5,032	2,972	13,327	6,817	3,388	35

MULTIPLE-UNIT OPERATIONS

Economic Area Table 1.— MULTIPLE-UNIT OPERATIONS,

[Data for units, land in units, and number of horses and mules relate to April 1, 1950;

Item (For definitions and explanations, see text)	Area 7									
	Total	Size of unit								220 to 259 acres
		Under 30 acres	30 to 49 acres	50 to 69 acres	70 to 99 acres	100 to 139 acres	140 to 179 acres	180 to 219 acres		
1 Multiple-unit operations.....number..	1,032	44	41	58	95	144	112	90	86	
2 Subunits in multiple-unit operations.....total number..	2,574	96	86	119	204	305	240	206	198	
3 Home farms.....number..	1,001	28	38	57	93	143	111	90	85	
4 Cropper farms.....number..	1,573	68	48	62	111	162	129	116	113	
5 Land in multiple-unit operations.....total acres..	289,017	715	1,669	3,399	8,209	17,210	17,732	17,913	20,316	
6 Home farms.....acres..	261,689	362	1,276	2,918	7,068	14,550	15,124	16,026	18,481	
7 Cropper farms.....acres..	27,328	353	393	481	1,141	2,660	2,608	1,887	1,835	
8 Cropland harvested.....total acres..	79,311	353	499	1,091	2,368	4,875	4,608	4,794	4,921	
9 Corn harvested for grain.....multiple units reporting..	720	17	18	38	59	100	69	70	63	
10 subunits reporting..	982	20	23	49	72	120	87	87	86	
11 acres..	12,417	94	129	268	492	1,029	769	908	935	
12 bushels..	571,234	4,013	5,610	11,336	21,008	47,986	37,045	40,618	40,819	
13 Cotton harvested.....multiple units reporting..	.....	.....	.....	.....	.....	.....	.....	.....	.....	
14 subunits reporting..	.....	.....	.....	.....	.....	.....	.....	.....	.....	
15 acres..	.....	.....	.....	.....	.....	.....	.....	.....	.....	
16 bales..	.....	.....	.....	.....	.....	.....	.....	.....	.....	
17 Tobacco harvested.....multiple units reporting..	1,001	40	38	58	92	136	110	89	83	
18 subunits reporting..	1,800	59	48	76	128	198	170	141	149	
19 acres..	9,898	205	168	266	458	843	750	673	818	
20 pounds..	14,521,015	287,391	241,688	407,562	652,269	1,193,699	1,085,551	994,090	1,161,585	
21 Peanuts harvested for picking or threshing.....multiple units reporting..	.....	.....	.....	.....	.....	.....	.....	.....	.....	
22 subunits reporting..	.....	.....	.....	.....	.....	.....	.....	.....	.....	
23 acres..	.....	.....	.....	.....	.....	.....	.....	.....	.....	
24 pounds..	.....	.....	.....	.....	.....	.....	.....	.....	.....	
25 Horses and mules.....multiple units reporting..	843	17	28	43	73	118	88	81	77	
26 number..	4,134	34	59	109	234	420	360	346	287	
Landlord-tenant operations containing multiple units:										
27 All subunits including home farm.....number..	3,102	114	96	123	222	330	267	229	230	
28 Land in all subunits including home farm.....acres..	312,418	4,309	2,844	3,461	9,135	19,126	19,609	18,841	21,357	
29 Owned by operator of multiple unit.....acres..	265,887	4,303	2,818	3,256	8,942	18,445	17,737	16,490	18,600	
30 Rented by operator of multiple unit.....acres..	46,531	6	26	205	193	681	1,872	2,351	2,757	
31 Subunits not included in multiple units. operators reporting..	312	12	8	4	15	24	24	17	27	
32 number..	528	18	10	4	18	25	27	23	32	
33 Share tenants.....number..	256	14	4	2	6	15	15	15	13	
34 Other tenants, not croppers nor share tenants.....number..	272	4	6	2	12	10	12	8	19	
35 Land in subunits not included in multiple units.....acres..	23,401	3,594	1,175	62	926	1,916	1,877	928	1,041	

BY SIZE OF UNIT: CENSUS OF 1950—Continued

those for cropland harvested and crops harvested relate to 1949]

Area 7—Continued			Areas 8 (part) and C													
Size of unit—Con.			Total	Size of unit												
250 to 499 acres	500 to 999 acres	1,000 acres and over		Under 30 acres	30 to 49 acres	50 to 69 acres	70 to 99 acres	100 to 139 acres	140 to 179 acres	180 to 219 acres	220 to 259 acres	260 to 499 acres	500 to 999 acres	1,000 acres and over		
231	88	43	836	40	58	57	98	149	114	91	56	121	40	12	1	
615	313	192	1,834	82	120	120	200	311	239	198	124	290	110	40	2	
226	87	43	831	39	58	57	98	148	113	91	54	121	40	12	3	
389	226	149	1,003	43	62	63	102	163	126	107	70	169	70	28	4	
80,381	60,862	60,611	168,239	690	2,304	3,233	8,096	16,868	17,795	17,982	13,351	41,878	26,149	19,893	5	
71,046	56,736	58,102	144,326	545	1,901	2,611	6,700	13,759	15,545	15,264	11,355	35,000	22,758	18,888	6	
9,335	4,126	2,509	23,913	145	403	622	1,396	3,109	2,250	2,718	1,996	6,878	3,391	1,005	7	
22,559	18,892	14,351	26,810	213	664	1,054	1,970	3,758	3,369	3,029	2,205	6,122	2,912	1,514	8	
182	75	29	715	15	39	43	80	134	100	87	55	112	39	11	9	
246	135	57	1,124	17	47	64	111	194	149	147	82	204	84	25	10	
3,829	2,576	1,388	9,764	49	263	474	788	1,436	1,250	1,300	745	2,075	1,003	381	11	
174,518	125,846	62,435	397,852	1,975	8,720	13,777	24,593	48,430	40,335	44,581	28,289	82,745	34,680	9,707	12	
.....	.....	.....	.....	.....	.....	.....	.....	.....	.....	.....	.....	.....	.....	.....	13	
.....	.....	.....	.....	.....	.....	.....	.....	.....	.....	.....	.....	.....	.....	.....	14	
.....	.....	.....	.....	.....	.....	.....	.....	.....	.....	.....	.....	.....	.....	.....	15	
.....	.....	.....	.....	.....	.....	.....	.....	.....	.....	.....	.....	.....	.....	.....	16	
225	88	42	717	29	40	43	81	126	108	83	52	111	35	9	17	
441	237	153	1,045	33	45	55	101	161	157	124	86	191	72	20	18	
2,801	1,672	1,244	1,869	36	51	69	151	246	249	206	168	418	196	79	19	
4,173,310	2,482,645	1,841,225	2,524,712	38,012	56,534	95,328	169,519	340,113	345,829	290,845	244,793	574,941	269,410	99,388	20	
.....	.....	.....	.....	.....	.....	.....	.....	.....	.....	.....	.....	.....	.....	.....	21	
.....	.....	.....	.....	.....	.....	.....	.....	.....	.....	.....	.....	.....	.....	.....	22	
.....	.....	.....	.....	.....	.....	.....	.....	.....	.....	.....	.....	.....	.....	.....	23	
.....	.....	.....	.....	.....	.....	.....	.....	.....	.....	.....	.....	.....	.....	.....	24	
206	77	35	697	16	39	40	77	133	102	82	49	111	39	9	25	
1,118	572	595	1,938	26	70	86	174	318	271	223	144	392	176	58	26	
730	450	311	2,052	90	133	131	212	332	260	224	136	345	141	48	27	
87,788	64,846	61,102	172,416	828	2,535	3,320	8,263	17,430	17,982	18,228	13,453	43,169	27,232	19,976	28	
72,350	52,272	50,674	165,254	818	2,476	3,284	8,080	17,285	17,892	17,741	13,310	41,249	26,238	16,881	29	
15,438	12,574	10,428	7,162	10	59	36	183	145	90	487	143	1,920	994	3,095	30	
86	60	35	163	8	12	8	12	17	18	19	9	36	19	5	31	
115	137	119	218	8	13	11	12	21	21	26	12	55	31	8	32	
53	71	48	92	2	4	3	4	10	9	8	6	30	15	1	33	
62	66	71	126	6	9	8	8	11	12	18	6	25	16	7	34	
7,407	3,984	491	4,177	138	231	87	167	562	187	246	102	1,291	1,083	83	35	

MULTIPLE-UNIT OPERATIONS

Economic Area Table 2.—MULTIPLE-UNIT OPERATIONS, BY COLOR

[Data for units, land in units, and number of horses and mules relate to April 1, 1950;

Item (For definitions and explanations, see text)	Total, selected areas											
	All operators			Color and tenure of operator								
				Full owners			Part owners			Managers		
	Total	White	Non-white	Total	White	Non-white	Total	White	Non-white	Total	White	Non-white
1 Multiple-unit operations.....number..	12,536	12,417	119	10,565	10,470	95	1,464	1,447	17	54	54	.....
2 Subunits in multiple-unit operations..total number..	29,348	29,096	252	24,463	24,263	200	3,578	3,540	38	233	233	.....
3 Home farms.....number..	12,256	12,138	118	10,288	10,194	94	1,463	1,446	17	52	52	.....
4 Cropper farms.....number..	17,092	16,958	134	14,175	14,069	106	2,115	2,094	21	181	181	.....
5 Land in multiple-unit operations.....total acres..	2,768,523	2,752,506	16,017	2,174,046	2,162,380	11,666	420,861	417,674	3,187	46,082	46,082	.....
6 Home farms.....acres..	2,363,739	2,349,883	13,856	1,831,475	1,821,692	9,783	372,529	369,564	2,965	39,741	39,741	.....
7 Cropper farms.....acres..	404,784	402,623	2,161	342,571	340,688	1,883	48,332	48,110	222	6,341	6,341	.....
8 Cropland harvested.....total acres..	839,734	834,492	5,242	631,827	628,393	3,434	146,085	144,804	1,281	13,954	13,954	.....
9 Corn harvested for grain.....multiple units reporting..	10,900	10,796	104	9,121	9,037	84	1,326	1,312	14	46	46	.....
10 subunits reporting..	16,951	16,802	149	13,997	13,878	119	2,217	2,195	22	105	105	.....
11 acres..	300,605	298,170	2,435	230,110	228,520	1,590	50,473	49,808	665	2,810	2,810	.....
12 bushels..	11,186,544	11,105,115	81,429	8,514,766	8,465,142	49,624	1,895,793	1,869,228	26,565	112,240	112,240	.....
13 Cotton harvested.....multiple units reporting..	138	135	3	76	76	.....	36	35	1	2	2	.....
14 subunits reporting..	407	400	7	212	212	.....	115	112	3	13	13	.....
15 acres..	8,445	8,337	108	3,498	3,498	.....	2,810	2,795	15	308	308	.....
16 bales..	7,509	7,421	88	3,143	3,143	.....	2,263	2,249	14	232	232	.....
17 Tobacco harvested.....multiple units reporting..	11,683	11,575	108	9,853	9,765	88	1,367	1,352	15	51	51	.....
18 subunits reporting..	19,247	19,093	154	15,716	15,591	125	2,552	2,528	24	180	180	.....
19 acres..	59,595	59,204	391	47,044	46,756	288	8,596	8,513	83	1,047	1,047	.....
20 pounds..	77,969,847	77,509,508	460,339	61,345,749	61,005,938	339,811	11,205,679	11,112,213	93,466	1,422,679	1,422,679	.....
21 Peanuts harvested for picking or threshing.....multiple units reporting..	.....	.....	.....	.....	.....	.....	.....	.....	.....	.....	.....	.....
22 subunits reporting..	.....	.....	.....	.....	.....	.....	.....	.....	.....	.....	.....	.....
23 acres..	.....	.....	.....	.....	.....	.....	.....	.....	.....	.....	.....	.....
24 pounds..	.....	.....	.....	.....	.....	.....	.....	.....	.....	.....	.....	.....
25 Horses and mules.....multiple units reporting..	10,632	10,552	100	8,903	8,820	83	1,293	1,281	12	44	44	.....
26 number..	39,102	38,773	329	31,564	31,305	259	5,545	5,495	50	484	484	.....
Landlord-tenant operations containing multiple units:												
27 All subunits including home farm.....number..	33,411	33,137	274	27,878	27,662	216	4,074	4,031	43	310	310	.....
28 Land in all subunits including home farm.....acres..	2,944,945	2,928,275	16,670	2,320,121	2,307,888	12,233	444,093	440,840	3,253	50,833	50,833	.....
29 Owned by operator of multiple unit.....acres..	2,641,496	2,627,468	14,028	2,320,121	2,307,888	12,233	278,187	276,392	1,795	43,188	43,188	.....
30 Rented by operator of multiple unit.....acres..	303,449	300,807	2,642	.....	.....	.....	165,906	164,448	1,458	7,645	7,645	.....
31 Subunits not included in multiple units.....operators reporting..	2,719	2,701	18	2,336	2,323	13	307	303	4	22	22	.....
32 number..	4,063	4,041	22	3,415	3,399	16	496	491	5	77	77	.....
33 Share tenants.....number..	1,908	1,899	9	1,598	1,591	7	249	247	2	30	30	.....
34 Other tenants, not croppers nor share tenants.....number..	2,155	2,142	13	1,817	1,808	9	247	244	3	47	47	.....
35 Land in subunits not included in multiple units.....acres..	176,422	175,769	653	146,075	145,508	567	23,232	23,166	66	4,751	4,751	.....

Item (For definitions and explanations, see text)	Area 2											
	All operators			Color and tenure of operator								
				Full owners			Part owners			Managers		
	Total	White	Non-white	Total	White	Non-white	Total	White	Non-white	Total	White	Non-white
1 Multiple-unit operations.....number..	450	444	6	295	292	3	115	115	.....	2	2	.....
2 Subunits in multiple-unit operations..total number..	1,115	1,103	12	722	716	6	297	297	.....	9	9	.....
3 Home farms.....number..	429	423	6	274	271	3	115	115	.....	2	2	.....
4 Cropper farms.....number..	686	680	6	448	445	3	182	182	.....	7	7	.....
5 Land in multiple-unit operations.....total acres..	117,335	116,539	796	67,238	67,010	228	37,168	37,168	.....	1,079	1,079	.....
6 Home farms.....acres..	93,642	92,912	730	49,339	49,146	193	32,233	32,233	.....	1,038	1,038	.....
7 Cropper farms.....acres..	23,696	23,627	66	17,899	17,864	35	4,935	4,935	.....	41	41	.....
8 Cropland harvested.....total acres..	56,783	56,398	385	30,715	30,607	108	19,155	19,155	.....	580	580	.....
9 Corn harvested for grain.....multiple units reporting..	397	392	5	255	252	3	107	107	.....	2	2	.....
10 subunits reporting..	685	678	7	438	434	4	191	191	.....	2	2	.....
11 acres..	24,436	24,288	148	13,282	13,231	51	8,091	8,091	.....	144	144	.....
12 bushels..	889,241	885,091	4,150	495,221	493,331	1,890	303,367	303,367	.....	7,110	7,110	.....
13 Cotton harvested.....multiple units reporting..	.....	.....	.....	.....	.....	.....	.....	.....	.....	.....	.....	.....
14 subunits reporting..	.....	.....	.....	.....	.....	.....	.....	.....	.....	.....	.....	.....
15 acres..	.....	.....	.....	.....	.....	.....	.....	.....	.....	.....	.....	.....
16 bales..	.....	.....	.....	.....	.....	.....	.....	.....	.....	.....	.....	.....
17 Tobacco harvested.....multiple units reporting..	389	384	5	250	248	2	103	103	.....	2	2	.....
18 subunits reporting..	694	688	6	434	431	3	189	189	.....	8	8	.....
19 acres..	2,310	2,291	19	1,443	1,437	6	613	613	.....	40	40	.....
20 pounds..	2,510,171	2,489,363	20,808	1,521,252	1,514,844	6,408	716,439	716,439	.....	49,650	49,650	.....
21 Peanuts harvested for picking or threshing.....multiple units reporting..	.....	.....	.....	.....	.....	.....	.....	.....	.....	.....	.....	.....
22 subunits reporting..	.....	.....	.....	.....	.....	.....	.....	.....	.....	.....	.....	.....
23 acres..	.....	.....	.....	.....	.....	.....	.....	.....	.....	.....	.....	.....
24 pounds..	.....	.....	.....	.....	.....	.....	.....	.....	.....	.....	.....	.....
25 Horses and mules.....multiple units reporting..	368	364	4	237	235	2	97	97	.....	1	1	.....
26 number..	1,544	1,530	14	941	935	6	479	479	.....	16	16	.....
Landlord-tenant operations containing multiple units:												
27 All subunits including home farm.....number..	1,294	1,281	13	862	856	6	325	325	.....	9	9	.....
28 Land in all subunits including home farm.....acres..	134,369	133,553	816	82,150	81,922	228	39,170	39,170	.....	1,079	1,079	.....
29 Owned by operator of multiple unit.....acres..	107,047	106,819	228	82,150	81,922	228	23,818	23,818	.....	1,079	1,079	.....
30 Rented by operator of multiple unit.....acres..	27,322	26,734	588	.....	.....	.....	15,352	15,352	.....	.....	.....	.....
31 Subunits not included in multiple units.....operators reporting..	102	101	1	75	75	.....	21	21	.....	.....	.....	.....
32 number..	179	178	1	140	140	.....	28	28	.....	.....	.....	.....
33 Share tenants.....number..	85	85	.....	68	68	.....	15	15	.....	.....	.....	.....
34 Other tenants, not croppers nor share tenants.....number..	94	93	1	72	72	.....	13	13	.....	.....	.....	.....
35 Land in subunits not included in multiple units.....acres..	17,034	17,014	20	14,912	14,912	.....	2,002	2,002	.....	.....	.....	.....



MULTIPLE-UNIT OPERATIONS

Economic Area Table 2.—MULTIPLE-UNIT OPERATIONS, BY COLOR

[Data for units, land in units, and number of horses and mules relate to April 1, 1950;

Item (For definitions and explanations, see text)	Area 3b											
	All operators			Color and tenure of operator								
				Full owners			Part owners			Managers		
	Total	White	Non-white	Total	White	Non-white	Total	White	Non-white	Total	White	Non-white
1 Multiple-unit operations.....number..	1,058	1,049	9	926	917	9	105	105	.....	2	2	.....
2 Subunits in multiple-unit operations..total number..	2,393	2,375	18	2,108	2,090	18	224	224	.....	7	7	.....
3 Home farms.....number..	1,040	1,031	9	909	900	9	104	104	.....	2	2	.....
4 Cropper farms.....number..	1,353	1,344	9	1,199	1,190	9	120	120	.....	5	5	.....
5 Land in multiple-unit operations.....total acres..	185,399	184,594	805	157,824	157,019	805	18,996	18,996	.....	1,279	1,279	.....
6 Home farms.....acres..	152,812	152,177	635	128,852	128,217	635	15,836	15,836	.....	1,205	1,205	.....
7 Cropper farms.....acres..	32,587	32,417	170	28,972	28,802	170	3,160	3,160	.....	74	74	.....
8 Cropland harvested.....total acres..	59,344	59,073	271	50,011	49,740	271	6,350	6,350	.....	1,110	1,110	.....
9 Corn harvested for grain..multiple units reporting..	978	969	9	853	844	9	101	101	.....	2	2	.....
10 subunits reporting..	1,502	1,489	13	1,312	1,299	13	155	155	.....	2	2	.....
11 acres..	24,671	24,545	126	20,480	20,354	126	2,871	2,871	.....	625	625	.....
12 bushels..	901,971	897,281	4,690	756,230	751,540	4,690	102,661	102,661	.....	13,250	13,250	.....
13 Cotton harvested.....multiple units reporting..	.....	.....	.....	.....	.....	.....	.....	.....	.....	.....	.....	.....
14 subunits reporting..	.....	.....	.....	.....	.....	.....	.....	.....	.....	.....	.....	.....
15 acres..	.....	.....	.....	.....	.....	.....	.....	.....	.....	.....	.....	.....
16 bales..	.....	.....	.....	.....	.....	.....	.....	.....	.....	.....	.....	.....
17 Tobacco harvested.....multiple units reporting..	1,028	1,020	8	900	892	8	102	102	.....	2	2	.....
18 subunits reporting..	1,668	1,655	13	1,446	1,433	13	177	177	.....	6	6	.....
19 acres..	3,801	3,779	22	3,293	3,271	22	376	376	.....	25	25	.....
20 pounds..	4,553,085	4,530,673	22,412	3,908,318	3,885,906	22,412	477,147	477,147	.....	34,200	34,200	.....
21 Peanuts harvested for picking or threshing.....multiple units reporting..	.....	.....	.....	.....	.....	.....	.....	.....	.....	.....	.....	.....
22 subunits reporting..	.....	.....	.....	.....	.....	.....	.....	.....	.....	.....	.....	.....
23 acres..	.....	.....	.....	.....	.....	.....	.....	.....	.....	.....	.....	.....
24 pounds..	.....	.....	.....	.....	.....	.....	.....	.....	.....	.....	.....	.....
25 Horses and mules.....multiple units reporting..	898	889	9	787	778	9	90	90	.....	2	2	.....
26 number..	2,916	2,883	33	2,528	2,495	33	330	330	.....	6	6	.....
Landlord-tenant operations containing multiple units:												
27 All subunits including home farm.....number..	2,643	2,621	22	2,337	2,315	22	241	241	.....	10	10	.....
28 Land in all subunits including home farm..acres..	194,073	193,094	979	165,724	164,745	979	19,577	19,577	.....	1,455	1,455	.....
29 Owned by operator of multiple unit..acres..	180,080	179,101	979	165,724	164,745	979	12,901	12,901	.....	1,455	1,455	.....
30 Rented by operator of multiple unit.....acres..	13,993	13,993	.....	.....	.....	.....	6,676	6,676	.....	.....	.....	.....
31 Subunits not included in multiple units.....operators reporting..	197	195	2	179	177	2	16	16	.....	1	1	.....
32 number..	250	246	4	229	225	4	17	17	.....	3	3	.....
33 Share tenants.....number..	112	110	2	100	98	2	9	9	.....	3	3	.....
34 Other tenants, not croppers nor share tenants.....number..	138	136	2	129	127	2	8	8	.....	.....	.....	.....
35 Land in subunits not included in multiple units.....acres..	8,674	8,500	174	7,900	7,726	174	581	581	.....	176	176	.....

Item (For definitions and explanations, see text)	Area 5											
	All operators			Color and tenure of operator								
				Full owners			Part owners			Managers		
	Total	White	Non-white	Total	White	Non-white	Total	White	Non-white	Total	White	Non-white
1 Multiple-unit operations.....number..	2,320	2,307	13	2,023	2,012	11	239	237	2	3	3	.....
2 Subunits in multiple-unit operations..total number..	5,220	5,193	27	4,544	4,521	23	533	529	4	12	12	.....
3 Home farms.....number..	2,289	2,276	13	1,992	1,981	11	239	237	2	3	3	.....
4 Cropper farms.....number..	2,931	2,917	14	2,552	2,540	12	294	292	2	9	9	.....
5 Land in multiple-unit operations.....total acres..	442,169	440,658	1,511	370,186	368,828	1,358	53,652	53,499	153	1,947	1,947	.....
6 Home farms.....acres..	373,128	371,764	1,364	309,888	308,667	1,221	46,004	45,861	143	1,781	1,781	.....
7 Cropper farms.....acres..	69,041	68,894	147	60,298	60,161	137	7,648	7,638	10	166	166	.....
8 Cropland harvested.....total acres..	121,956	121,429	527	100,907	100,461	446	15,913	15,832	81	546	546	.....
9 Corn harvested for grain..multiple units reporting..	2,087	2,075	12	1,806	1,796	10	226	224	2	3	3	.....
10 subunits reporting..	3,168	3,152	16	2,711	2,698	13	369	366	3	7	7	.....
11 acres..	49,277	49,043	234	40,916	40,734	182	6,432	6,380	52	179	179	.....
12 bushels..	1,622,775	1,616,255	6,520	1,332,532	1,327,357	5,175	217,689	216,344	1,345	7,420	7,420	.....
13 Cotton harvested.....multiple units reporting..	.....	.....	.....	.....	.....	.....	.....	.....	.....	.....	.....	.....
14 subunits reporting..	.....	.....	.....	.....	.....	.....	.....	.....	.....	.....	.....	.....
15 acres..	.....	.....	.....	.....	.....	.....	.....	.....	.....	.....	.....	.....
16 bales..	.....	.....	.....	.....	.....	.....	.....	.....	.....	.....	.....	.....
17 Tobacco harvested.....multiple units reporting..	2,195	2,182	13	1,905	1,894	11	235	233	2	3	3	.....
18 subunits reporting..	3,380	3,361	19	2,879	2,864	15	388	384	4	10	10	.....
19 acres..	6,241	6,206	35	5,143	5,117	26	784	775	9	60	60	.....
20 pounds..	7,934,865	7,888,321	46,544	6,554,366	6,517,422	36,944	962,187	952,587	9,600	55,018	55,018	.....
21 Peanuts harvested for picking or threshing.....multiple units reporting..	.....	.....	.....	.....	.....	.....	.....	.....	.....	.....	.....	.....
22 subunits reporting..	.....	.....	.....	.....	.....	.....	.....	.....	.....	.....	.....	.....
23 acres..	.....	.....	.....	.....	.....	.....	.....	.....	.....	.....	.....	.....
24 pounds..	.....	.....	.....	.....	.....	.....	.....	.....	.....	.....	.....	.....
25 Horses and mules.....multiple units reporting..	1,933	1,925	8	1,676	1,669	7	208	207	1	3	3	.....
26 number..	6,210	6,185	25	5,310	5,287	23	703	701	2	16	16	.....
Landlord-tenant operations containing multiple units:												
27 All subunits including home farm.....number..	5,871	5,843	28	5,125	5,101	24	589	585	4	15	15	.....
28 Land in all subunits including home farm..acres..	463,228	461,705	1,523	389,434	388,064	1,370	55,232	55,079	153	2,066	2,066	.....
29 Owned by operator of multiple unit..acres..	426,857	425,367	1,490	389,434	388,064	1,370	35,357	35,237	120	2,066	2,066	.....
30 Rented by operator of multiple unit.....acres..	36,371	36,338	33	.....	.....	.....	19,875	19,842	33	.....	.....	.....
31 Subunits not included in multiple units.....operators reporting..	485	484	1	429	428	1	45	45	.....	1	1	.....
32 number..	651	650	1	581	580	1	56	56	.....	3	3	.....
33 Share tenants.....number..	257	256	1	227	226	1	26	26	.....	1	1	.....
34 Other tenants, not croppers nor share tenants.....number..	394	394	.....	354	354	.....	30	30	.....	2	2	.....
35 Land in subunits not included in multiple units.....acres..	21,059	21,047	12	19,248	19,236	12	1,580	1,580	.....	119	119	.....





## MULTIPLE-UNIT OPERATIONS

Economic Area Table 2.—MULTIPLE-UNIT OPERATIONS, BY COLOR

[Data for units, land in units, and number of horses and mules relate to April 1, 1950;

Item (For definitions and explanations, see text)		Area 7											
		All operators			Color and tenure of operator								
					Full owners			Part owners			Managers		
		Total	White	Non-white	Total	White	Non-white	Total	White	Non-white	Total	White	Non-white
1	Multiple-unit operations.....number..	1,032	1,024	8	844	837	7	129	128	1	15	15	.....
2	Subunits in multiple-unit operations..total number..	2,574	2,557	17	2,072	2,057	15	334	332	2	59	59	.....
3	Home farms.....number..	1,001	993	8	813	806	7	129	128	1	15	15	.....
4	Cropper farms.....number..	1,573	1,564	9	1,259	1,251	8	205	204	1	44	44	.....
5	Land in multiple-unit operations.....total acres..	289,017	287,502	1,515	203,986	202,689	1,297	55,299	55,081	218	15,138	15,138	.....
6	Home farms.....acres..	261,689	260,333	1,356	181,585	180,441	1,144	51,872	51,660	212	14,248	14,248	.....
7	Cropper farms.....acres..	27,328	27,169	159	22,401	22,248	153	3,427	3,421	6	890	890	.....
8	Cropland harvested.....total acres..	79,311	78,998	313	52,780	52,490	290	16,807	16,784	23	5,088	5,088	.....
9	Corn harvested for grain..multiple units reporting..	720	714	6	573	568	5	101	100	1	11	11	.....
10	subunits reporting..	982	974	8	771	765	6	150	148	2	15	15	.....
11	acres..	12,417	12,344	73	9,146	9,089	57	2,214	2,198	16	270	270	.....
12	bushels..	571,234	568,979	2,255	415,174	413,574	1,600	108,425	107,770	655	10,870	10,870	.....
13	Cotton harvested.....multiple units reporting..	.....	.....	.....	.....	.....	.....	.....	.....	.....	.....	.....	.....
14	subunits reporting..	.....	.....	.....	.....	.....	.....	.....	.....	.....	.....	.....	.....
15	acres..	.....	.....	.....	.....	.....	.....	.....	.....	.....	.....	.....	.....
16	bales..	.....	.....	.....	.....	.....	.....	.....	.....	.....	.....	.....	.....
17	Tobacco harvested.....multiple units reporting..	1,001	994	7	815	809	6	128	127	1	15	15	.....
18	subunits reporting..	1,800	1,787	13	1,392	1,381	11	265	263	2	49	49	.....
19	acres..	9,898	9,856	42	7,263	7,228	35	1,559	1,552	7	454	454	.....
20	pounds..	14,521,015	14,471,577	49,438	10,606,647	10,567,509	39,138	2,298,566	2,288,266	10,300	686,648	686,648	.....
21	Peanuts harvested for picking or threshing.....multiple units reporting..	.....	.....	.....	.....	.....	.....	.....	.....	.....	.....	.....	.....
22	subunits reporting..	.....	.....	.....	.....	.....	.....	.....	.....	.....	.....	.....	.....
23	acres..	.....	.....	.....	.....	.....	.....	.....	.....	.....	.....	.....	.....
24	pounds..	.....	.....	.....	.....	.....	.....	.....	.....	.....	.....	.....	.....
25	Horses and mules.....multiple units reporting..	843	836	7	683	676	7	112	112	.....	13	13	.....
26	number..	4,134	4,114	20	3,017	2,997	20	755	755	.....	146	146	.....
27	Landlord-tenant operations containing multiple units:												
28	All subunits including home farm.....number..	3,102	3,081	21	2,453	2,434	19	447	445	2	78	78	.....
29	Land in all subunits including home farm..acres..	312,418	310,655	1,763	222,581	221,036	1,545	59,099	58,881	218	15,694	15,694	.....
30	Owned by operator of multiple unit..acres..	265,887	264,336	1,551	222,581	221,036	1,545	30,156	30,150	6	13,150	13,150	.....
31	Rented by operator of multiple unit.....acres..	46,531	46,319	212	.....	.....	.....	28,943	28,731	212	2,544	2,544	.....
32	Subunits not included in multiple units.....operators reporting..	312	309	3	240	237	3	53	53	.....	11	11	.....
33	number..	528	524	4	381	377	4	113	113	.....	19	19	.....
34	Share tenants.....number..	256	255	1	183	182	1	58	58	.....	4	4	.....
35	Other tenants, not croppers nor share tenants.....number..	272	269	3	198	195	3	55	55	.....	15	15	.....
36	Land in subunits not included in multiple units.....acres..	23,401	23,153	248	18,595	18,347	248	3,800	3,800	.....	556	556	.....

AND TENURE OF OPERATOR: CENSUS OF 1950—Continued

those for cropland harvested and crops harvested relate to 1949]

Area 7—Continued			Areas 8 (part) and C														
Color and tenure of operator—Con.			Color and tenure of operator														
Tenants			All operators			Full owners			Part owners			Managers			Tenants		
Total	White	Non-white	Total	White	Non-white	Total	White	Non-white	Total	White	Non-white	Total	White	Non-white	Total	White	Non-white
44	44	.....	836	833	3	777	774	3	50	50	.....	1	1	.....	8	8	.....
109	109	.....	1,834	1,827	7	1,704	1,697	7	106	106	.....	6	6	.....	18	18	.....
44	44	.....	831	828	3	772	769	3	50	50	.....	1	1	.....	8	8	.....
65	65	.....	1,003	999	4	932	928	4	56	56	.....	5	5	.....	10	10	.....
14,594	14,594	.....	168,239	167,537	702	148,488	147,786	702	16,107	16,107	.....	1,419	1,419	.....	2,225	2,225	.....
13,984	13,984	.....	144,326	143,662	664	127,239	126,575	664	13,858	13,858	.....	1,131	1,131	.....	2,098	2,098	.....
610	610	.....	23,913	23,875	38	21,249	21,211	38	2,249	2,249	.....	288	288	.....	127	127	.....
4,636	4,636	.....	26,810	26,768	42	24,254	24,212	42	2,025	2,025	.....	130	130	.....	401	401	.....
35	35	.....	715	713	2	663	661	2	43	43	.....	1	1	.....	8	8	.....
46	46	.....	1,124	1,121	3	1,034	1,031	3	72	72	.....	6	6	.....	12	12	.....
787	787	.....	9,764	9,743	21	8,873	8,852	21	687	687	.....	50	50	.....	154	154	.....
36,765	36,765	.....	337,852	337,092	760	305,070	304,310	760	23,797	23,797	.....	1,965	1,965	.....	7,020	7,020	.....
.....	.....	.....	.....	.....	.....	.....	.....	.....	.....	.....	.....	.....	.....	.....	.....	.....	.....
.....	.....	.....	.....	.....	.....	.....	.....	.....	.....	.....	.....	.....	.....	.....	.....	.....	.....
.....	.....	.....	.....	.....	.....	.....	.....	.....	.....	.....	.....	.....	.....	.....	.....	.....	.....
43	43	.....	717	714	3	666	663	3	43	43	.....	1	1	.....	7	7	.....
94	94	.....	1,045	1,041	4	962	958	4	65	65	.....	5	5	.....	13	13	.....
622	622	.....	1,869	1,863	6	1,701	1,695	6	127	127	.....	14	14	.....	27	27	.....
929,154	929,154	.....	2,524,712	2,518,435	6,277	2,296,318	2,290,041	6,277	175,660	175,660	.....	17,890	17,890	.....	34,844	34,844	.....
.....	.....	.....	.....	.....	.....	.....	.....	.....	.....	.....	.....	.....	.....	.....	.....	.....	.....
.....	.....	.....	.....	.....	.....	.....	.....	.....	.....	.....	.....	.....	.....	.....	.....	.....	.....
.....	.....	.....	.....	.....	.....	.....	.....	.....	.....	.....	.....	.....	.....	.....	.....	.....	.....
.....	.....	.....	.....	.....	.....	.....	.....	.....	.....	.....	.....	.....	.....	.....	.....	.....	.....
35	35	.....	697	695	2	644	642	2	45	45	.....	1	1	.....	7	7	.....
216	216	.....	1,938	1,931	7	1,777	1,770	7	126	126	.....	8	8	.....	27	27	.....
.....	.....	.....	.....	.....	.....	.....	.....	.....	.....	.....	.....	.....	.....	.....	.....	.....	.....
.....	.....	.....	.....	.....	.....	.....	.....	.....	.....	.....	.....	.....	.....	.....	.....	.....	.....
.....	.....	.....	.....	.....	.....	.....	.....	.....	.....	.....	.....	.....	.....	.....	.....	.....	.....
124	124	.....	2,052	2,044	8	1,908	1,900	8	118	118	.....	6	6	.....	20	20	.....
15,044	15,044	.....	172,416	171,684	732	152,479	151,747	732	16,252	16,252	.....	1,419	1,419	.....	2,266	2,266	.....
.....	.....	.....	165,254	164,522	732	152,479	151,747	732	11,356	11,356	.....	1,419	1,419	.....	.....	.....	.....
15,044	15,044	.....	7,162	7,162	.....	.....	.....	.....	4,896	4,896	.....	.....	.....	.....	2,266	2,266	.....
8	8	.....	163	162	1	154	153	1	7	7	.....	.....	.....	.....	2	2	.....
15	15	.....	218	217	1	204	203	1	12	12	.....	.....	.....	.....	2	2	.....
11	11	.....	92	91	1	86	85	1	4	4	.....	.....	.....	.....	2	2	.....
.....	.....	.....	.....	.....	.....	.....	.....	.....	.....	.....	.....	.....	.....	.....	.....	.....	.....
4	4	.....	126	126	.....	118	118	.....	8	8	.....	.....	.....	.....	.....	.....	.....
450	450	.....	4,177	4,147	30	3,991	3,961	30	145	145	.....	.....	.....	.....	41	41	.....

MULTIPLE-UNIT OPERATIONS

Economic Area Table 3.—MULTIPLE-UNIT OPERATIONS, BY TYPE OF FARM: CENSUS OF 1950

[Data for units, land in units, and number of horses and mules relate to April 1, 1950; those for cropland harvested and crops harvested relate to 1949]

Item (For definitions and explanations, see text)	Total, selected areas				
	Total	Type of farm			
		Cotton	Tobacco	Cotton and tobacco	Miscellaneous
1 Multiple-unit operations.....number..	12,536	98	11,045	5	1,388
2 Subunits in multiple-unit operations.....total number..	29,348	411	25,890	10	3,037
3 Home farms.....number..	12,256	95	10,797	5	1,359
4 Cropper farms.....number..	17,092	316	15,093	5	1,678
5 Land in multiple-unit operations.....total acres..	2,768,523	32,353	2,382,941	436	352,793
6 Home farms.....acres..	2,363,739	26,666	2,044,374	357	292,342
7 Cropper farms.....acres..	404,784	5,687	338,567	79	60,451
8 Cropland harvested.....total acres..	839,734	20,121	691,249	183	128,181
9 Corn harvested for grain.....multiple units reporting..	10,900	81	9,697	5	1,117
10 subunits reporting..	16,951	146	15,128	8	1,669
11 acres..	300,605	5,231	248,420	94	46,860
12 bushels..	11,186,544	188,970	9,371,046	2,865	1,623,663
13 Cotton harvested.....multiple units reporting..	138	98	4	5	31
14 subunits reporting..	407	359	4	5	39
15 acres..	8,445	8,078	12	31	324
16 bales..	7,509	7,146	10	26	327
17 Tobacco harvested.....multiple units reporting..	11,683	.....	11,045	5	633
18 subunits reporting..	19,247	.....	18,436	3	806
19 acres..	59,595	.....	58,476	9	1,110
20 pounds..	77,969,847	.....	76,376,379	9,291	1,583,977
21 Peanuts harvested for picking or threshing.....multiple units reporting..	.....	.....	.....	.....	.....
22 subunits reporting..	.....	.....	.....	.....	.....
23 acres..	.....	.....	.....	.....	.....
24 pounds..	.....	.....	.....	.....	.....
25 Horses and mules.....multiple units reporting..	10,632	83	9,512	4	1,033
26 number..	39,102	510	34,922	10	3,660
Landlord-tenant operations containing multiple units:					
27 All subunits including home farm.....number..	33,411	468	29,259	10	3,674
28 Land in all subunits including home farm.....acres..	2,944,945	35,455	2,524,607	436	384,447
29 Owned by operator of multiple unit.....acres..	2,641,496	26,059	2,276,050	434	338,951
30 Rented by operator of multiple unit.....acres..	303,449	9,396	248,557	2	45,494
31 Subunits not included in multiple units.....operators reporting..	2,719	21	2,289	.....	409
32 number..	4,063	57	3,369	.....	637
33 Share tenants.....number..	1,908	34	1,599	.....	279
34 Other tenants, not croppers nor share tenants.....number..	2,155	23	1,770	.....	362
35 Land in subunits not included in multiple units.....acres..	176,422	3,102	141,666	.....	31,654

Item (For definitions and explanations, see text)	Area 1				
	Total	Type of farm			
		Cotton	Tobacco	Cotton and tobacco	Miscellaneous
1 Multiple-unit operations.....number..	499	98	272	5	124
2 Subunits in multiple-unit operations.....total number..	1,292	411	596	10	275
3 Home farms.....number..	489	95	267	5	122
4 Cropper farms.....number..	803	316	329	5	153
5 Land in multiple-unit operations.....total acres..	127,279	32,353	56,046	436	38,444
6 Home farms.....acres..	104,033	26,666	44,606	357	32,404
7 Cropper farms.....acres..	23,246	5,687	11,440	79	6,040
8 Cropland harvested.....total acres..	55,752	20,121	20,750	183	14,698
9 Corn harvested for grain.....multiple units reporting..	446	81	255	5	105
10 subunits reporting..	722	146	404	8	164
11 acres..	21,837	5,231	10,216	94	6,316
12 bushels..	720,750	188,970	309,331	2,865	219,584
13 Cotton harvested.....multiple units reporting..	138	98	4	5	31
14 subunits reporting..	407	359	4	5	39
15 acres..	8,445	8,078	12	31	324
16 bales..	7,509	7,146	10	26	327
17 Tobacco harvested.....multiple units reporting..	300	.....	272	5	23
18 subunits reporting..	421	.....	387	5	29
19 acres..	1,466	.....	1,413	9	44
20 pounds..	1,609,888	.....	1,547,519	9,291	53,078
21 Peanuts harvested for picking or threshing.....multiple units reporting..	.....	.....	.....	.....	.....
22 subunits reporting..	.....	.....	.....	.....	.....
23 acres..	.....	.....	.....	.....	.....
24 pounds..	.....	.....	.....	.....	.....
25 Horses and mules.....multiple units reporting..	409	83	235	4	87
26 number..	1,655	510	807	10	328
Landlord-tenant operations containing multiple units:					
27 All subunits including home farm.....number..	1,520	468	697	10	345
28 Land in all subunits including home farm.....acres..	144,208	35,455	64,883	436	43,434
29 Owned by operator of multiple unit.....acres..	115,520	26,059	55,364	434	33,663
30 Rented by operator of multiple unit.....acres..	28,688	9,396	9,519	2	9,771
31 Subunits not included in multiple units.....operators reporting..	124	21	61	.....	42
32 number..	228	57	101	.....	70
33 Share tenants.....number..	117	34	51	.....	32
34 Other tenants, not croppers nor share tenants.....number..	111	23	50	.....	38
35 Land in subunits not included in multiple units.....acres..	16,929	3,102	8,837	.....	4,990

Economic Area Table 3.—MULTIPLE-UNIT OPERATIONS, BY TYPE OF FARM: CENSUS OF 1950—Continued

[Data for units, land in units, and number of horses and mules relate to April 1, 1950; those for cropland harvested and crops harvested relate to 1949]

Item (For definitions and explanations, see text)	Area 2				
	Total	Type of farm			
		Cotton	Tobacco	Cotton and tobacco	Miscellaneous
1 Multiple-unit operations.....number..	450		325		125
2 Subunits in multiple-unit operations.....total number..	1,115		821		294
3 Home farms.....number..	429		308		121
4 Cropper farms.....number..	686		513		173
5 Land in multiple-unit operations.....total acres..	117,335		72,414		44,921
6 Home farms.....acres..	93,642		59,482		34,160
7 Cropper farms.....acres..	23,693		12,932		10,761
8 Cropland harvested.....total acres..	56,783		35,329		21,454
9 Corn harvested for grain.....multiple units reporting..	397		297		100
10 subunits reporting..	685		523		162
11 acres..	24,436		15,335		9,101
12 bushels..	889,241		560,892		328,349
13 Cotton harvested.....multiple units reporting..					
14 subunits reporting..					
15 acres..					
16 bales..					
17 Tobacco harvested.....multiple units reporting..	389		325		64
18 subunits reporting..	694		606		88
19 acres..	2,310		2,125		185
20 pounds..	2,510,171		2,289,003		221,168
21 Peanuts harvested for picking or threshing.....multiple units reporting..					
22 subunits reporting..					
23 acres..					
24 pounds..					
25 Horses and mules.....multiple units reporting..	368		275		93
26 number..	1,544		1,088		456
Landlord-tenant operations containing multiple units:					
27 All subunits including home farm.....number..	1,294		947		347
28 Land in all subunits including home farm.....acres..	134,369		83,092		51,277
29 Owned by operator of multiple unit.....acres..	107,047		66,701		40,346
30 Rented by operator of multiple unit.....acres..	27,322		16,391		10,931
31 Subunits not included in multiple units.....operators reporting..	102		66		36
32 number..	179		126		53
33 Share tenants.....number..	85		55		30
34 Other tenants, not croppers nor share tenants.....number..	94		71		23
35 Land in subunits not included in multiple units.....acres..	17,034		10,678		6,356

Item (For definitions and explanations, see text)	Area 3a				
	Total	Type of farm			
		Cotton	Tobacco	Cotton and tobacco	Miscellaneous
1 Multiple-unit operations.....number..	691		513		178
2 Subunits in multiple-unit operations.....total number..	1,564		1,181		383
3 Home farms.....number..	678		508		170
4 Cropper farms.....number..	886		673		213
5 Land in multiple-unit operations.....total acres..	186,332		136,003		50,329
6 Home farms.....acres..	159,923		120,862		39,061
7 Cropper farms.....acres..	26,409		15,141		11,268
8 Cropland harvested.....total acres..	56,018		38,861		17,157
9 Corn harvested for grain.....multiple units reporting..	647		491		156
10 subunits reporting..	1,011		780		231
11 acres..	24,305		17,308		6,997
12 bushels..	718,959		507,615		211,344
13 Cotton harvested.....multiple units reporting..					
14 subunits reporting..					
15 acres..					
16 bales..					
17 Tobacco harvested.....multiple units reporting..	577		513		64
18 subunits reporting..	913		839		74
19 acres..	2,354		2,256		98
20 pounds..	2,585,986		2,476,007		109,979
21 Peanuts harvested for picking or threshing.....multiple units reporting..					
22 subunits reporting..					
23 acres..					
24 pounds..					
25 Horses and mules.....multiple units reporting..	384		455		129
26 number..	2,069		1,599		470
Landlord-tenant operations containing multiple units:					
27 All subunits including home farm.....number..	1,762		1,299		463
28 Land in all subunits including home farm.....acres..	194,957		139,815		55,142
29 Owned by operator of multiple unit.....acres..	175,993		127,822		48,171
30 Rented by operator of multiple unit.....acres..	18,964		11,993		6,971
31 Subunits not included in multiple units.....operators reporting..	135		94		41
32 number..	198		118		80
33 Share tenants.....number..	76		49		27
34 Other tenants, not croppers nor share tenants.....number..	122		69		53
35 Land in subunits not included in multiple units.....acres..	8,625		3,812		4,813

## MULTIPLE-UNIT OPERATIONS

Economic Area Table 3.—MULTIPLE-UNIT OPERATIONS, BY TYPE OF FARM: CENSUS OF 1950—Continued

[Data for units, land in units, and number of horses and mules relate to April 1, 1950; those for cropland harvested and crops harvested relate to 1949]

Item (For definitions and explanations, see text)	Area 3b				
	Total	Type of farm			
		Cotton	Tobacco	Cotton and tobacco	Miscellaneous
1 Multiple-unit operations..... number..	1,058	.....	982	.....	76
2 Subunits in multiple-unit operations..... total number..	2,393	.....	2,228	.....	165
3 Home farms..... number..	1,040	.....	966	.....	74
4 Cropper farms..... number..	1,353	.....	1,262	.....	91
5 Land in multiple-unit operations..... total acres..	185,399	.....	167,255	.....	18,144
6 Home farms..... acres..	152,812	.....	137,715	.....	15,097
7 Cropper farms..... acres..	32,587	.....	29,540	.....	3,047
8 Cropland harvested..... total acres..	59,344	.....	52,134	.....	7,210
9 Corn harvested for grain..... multiple units reporting..	978	.....	913	.....	65
10 subunits reporting..	1,502	.....	1,412	.....	90
11 acres..	24,671	.....	22,341	.....	2,330
12 bushels..	901,971	.....	806,047	.....	95,924
13 Cotton harvested..... multiple units reporting..	.....	.....	.....	.....	.....
14 subunits reporting..	.....	.....	.....	.....	.....
15 acres..	.....	.....	.....	.....	.....
16 bales..	.....	.....	.....	.....	.....
17 Tobacco harvested..... multiple units reporting..	1,028	.....	982	.....	46
18 subunits reporting..	1,668	.....	1,613	.....	55
19 acres..	3,801	.....	3,725	.....	76
20 pounds..	4,553,085	.....	4,444,477	.....	108,608
21 Peanuts harvested for picking or thrashing..... multiple units reporting..	.....	.....	.....	.....	.....
22 subunits reporting..	.....	.....	.....	.....	.....
23 acres..	.....	.....	.....	.....	.....
24 pounds..	.....	.....	.....	.....	.....
25 Horses and mules..... multiple units reporting..	898	.....	846	.....	52
26 number..	2,916	.....	2,736	.....	180
Landlord-tenant operations containing multiple units:					
27 All subunits including home farm..... number..	2,643	.....	2,453	.....	190
28 Land in all subunits including home farm..... acres..	192,073	.....	175,247	.....	18,826
29 Owned by operator of multiple unit..... acres..	180,080	.....	163,667	.....	16,413
30 Rented by operator of multiple unit..... acres..	13,993	.....	11,580	.....	2,413
31 Subunits not included in multiple units..... operators reporting..	197	.....	177	.....	20
32 number..	250	.....	225	.....	25
33 Share tenants..... number..	112	.....	102	.....	10
34 Other tenants, not croppers nor share tenants..... number..	138	.....	123	.....	15
35 Land in subunits not included in multiple units..... acres..	8,674	.....	7,992	.....	682

Item (For definitions and explanations, see text)	Area 4				
	Total	Type of farm			
		Cotton	Tobacco	Cotton and tobacco	Miscellaneous
1 Multiple-unit operations..... number..	2,059	.....	1,861	.....	198
2 Subunits in multiple-unit operations..... total number..	4,858	.....	4,418	.....	440
3 Home farms..... number..	2,006	.....	1,812	.....	194
4 Cropper farms..... number..	2,852	.....	2,606	.....	246
5 Land in multiple-unit operations..... total acres..	476,616	.....	425,390	.....	51,226
6 Home farms..... acres..	404,642	.....	360,125	.....	44,517
7 Cropper farms..... acres..	71,974	.....	65,265	.....	6,709
8 Cropland harvested..... total acres..	188,909	.....	166,797	.....	22,112
9 Corn harvested for grain..... multiple units reporting..	1,942	.....	1,766	.....	176
10 subunits reporting..	3,331	.....	3,062	.....	269
11 acres..	79,762	.....	71,168	.....	8,594
12 bushels..	2,985,905	.....	2,690,150	.....	295,755
13 Cotton harvested..... multiple units reporting..	.....	.....	.....	.....	.....
14 subunits reporting..	.....	.....	.....	.....	.....
15 acres..	.....	.....	.....	.....	.....
16 bales..	.....	.....	.....	.....	.....
17 Tobacco harvested..... multiple units reporting..	1,998	.....	1,861	.....	137
18 subunits reporting..	3,413	.....	3,224	.....	189
19 acres..	10,825	.....	10,558	.....	267
20 pounds..	13,438,168	.....	13,033,814	.....	404,354
21 Peanuts harvested for picking or thrashing..... multiple units reporting..	.....	.....	.....	.....	.....
22 subunits reporting..	.....	.....	.....	.....	.....
23 acres..	.....	.....	.....	.....	.....
24 pounds..	.....	.....	.....	.....	.....
25 Horses and mules..... multiple units reporting..	1,777	.....	1,623	.....	154
26 number..	6,025	.....	5,485	.....	540
Landlord-tenant operations containing multiple units:					
27 All subunits including home farm..... number..	5,307	.....	4,813	.....	494
28 Land in all subunits including home farm..... acres..	503,045	.....	449,192	.....	53,853
29 Owned by operator of multiple unit..... acres..	451,068	.....	400,179	.....	50,889
30 Rented by operator of multiple unit..... acres..	51,977	.....	49,013	.....	2,964
31 Subunits not included in multiple units..... operators reporting..	335	.....	291	.....	44
32 number..	449	.....	395	.....	54
33 Share tenants..... number..	222	.....	198	.....	24
34 Other tenants, not croppers nor share tenants..... number..	227	.....	197	.....	30
35 Land in subunits not included in multiple units..... acres..	26,429	.....	23,802	.....	2,627

Economic Area Table 3.—MULTIPLE-UNIT OPERATIONS, BY TYPE OF FARM: CENSUS OF 1950—Continued

[Data for units, land in units, and number of horses and mules relate to April 1, 1950; those for cropland harvested and crops harvested relate to 1949]

Item (For definitions and explanations, see text)	Area 5				
	Total	Type of farm			
		Cotton	Tobacco	Cotton and tobacco	Miscellaneous
1 Multiple-unit operations.....number..	2,320		2,000		320
2 Subunits in multiple-unit operations.....total number..	5,220		4,531		689
3 Home farms.....number..	2,289		1,974		315
4 Cropper farms.....number..	2,931		2,557		374
5 Land in multiple-unit operations.....total acres..	442,169		372,480		69,689
6 Home farms.....acres..	373,128		313,292		59,836
7 Cropper farms.....acres..	69,041		59,188		9,853
8 Cropland harvested.....total acres..	121,956		100,398		21,558
9 Corn harvested for grain.....multiple units reporting..	2,087		1,822		265
10 subunits reporting..	3,168		2,770		398
11 acres..	49,277		41,370		7,907
12 bushels..	1,622,775		1,372,016		250,759
13 Cotton harvested.....multiple units reporting..					
14 subunits reporting..					
15 acres..					
16 bales..					
17 Tobacco harvested.....multiple units reporting..	2,195		2,000		195
18 subunits reporting..	3,380		3,134		246
19 acres..	6,241		5,993		248
20 pounds..	7,934,865		7,545,950		388,915
21 Peanuts harvested for picking or thrashing.....multiple units reporting..					
22 subunits reporting..					
23 acres..					
24 pounds..					
25 Horses and mules.....multiple units reporting..	1,933		1,678		255
26 number..	6,210		5,365		845
Landlord-tenant operations containing multiple units:					
27 All subunits including home farm.....number..	5,871		5,052		819
28 Land in all subunits including home farm.....acres..	463,228		390,014		73,214
29 Owned by operator of multiple unit.....acres..	426,857		359,687		67,170
30 Rented by operator of multiple unit.....acres..	36,371		30,327		6,044
31 Subunits not included in multiple units.....operators reporting..	485		385		100
32 number..	651		521		130
33 Share tenants.....number..	257		213		44
34 Other tenants, not croppers nor share tenants.....number..	394		308		86
35 Land in subunits not included in multiple units.....acres..	21,059		17,534		3,525

Item (For definitions and explanations, see text)	Areas 6, A, and B				
	Total	Type of farm			
		Cotton	Tobacco	Cotton and tobacco	Miscellaneous
1 Multiple-unit operations.....number..	3,591		3,414		177
2 Subunits in multiple-unit operations.....total number..	8,498		8,116		382
3 Home farms.....number..	3,493		3,317		176
4 Cropper farms.....number..	5,005		4,799		206
5 Land in multiple-unit operations.....total acres..	776,137		734,881		41,256
6 Home farms.....acres..	669,544		635,442		34,102
7 Cropper farms.....acres..	106,593		99,439		7,154
8 Cropland harvested.....total acres..	194,851		180,198		14,653
9 Corn harvested for grain.....multiple units reporting..	2,968		2,857		111
10 subunits reporting..	4,426		4,274		152
11 acres..	54,116		50,466		3,650
12 bushels..	2,437,857		2,285,697		152,160
13 Cotton harvested.....multiple units reporting..					
14 subunits reporting..					
15 acres..					
16 bales..					
17 Tobacco harvested.....multiple units reporting..	3,478		3,414		64
18 subunits reporting..	5,913		5,833		80
19 acres..	20,831		20,694		137
20 pounds..	28,291,957		28,090,558		201,399
21 Peanuts harvested for picking or thrashing.....multiple units reporting..					
22 subunits reporting..					
23 acres..					
24 pounds..					
25 Horses and mules.....multiple units reporting..	3,123		2,998		125
26 number..	12,611		12,173		438
Landlord-tenant operations containing multiple units:					
27 All subunits including home farm.....number..	9,860		9,361		499
28 Land in all subunits including home farm.....acres..	826,231		779,786		46,445
29 Owned by operator of multiple unit.....acres..	753,790		711,594		42,196
30 Rented by operator of multiple unit.....acres..	72,441		68,192		4,249
31 Subunits not included in multiple units.....operators reporting..	866		799		67
32 number..	1,362		1,245		117
33 Share tenants.....number..	691		624		67
34 Other tenants, not croppers nor share tenants.....number..	671		621		50
35 Land in subunits not included in multiple units.....acres..	50,094		44,905		5,189

## MULTIPLE-UNIT OPERATIONS

Economic Area Table 3.—MULTIPLE-UNIT OPERATIONS, BY TYPE OF FARM: CENSUS OF 1950—Continued

[Data for units, land in units, and number of horses and mules relate to April 1, 1950; those for cropland harvested and crops harvested relate to 1949]

Item (For definitions and explanations, see text)		Area 7				
		Total	Type of farm			
			Cotton	Tobacco	Cotton and tobacco	Miscellaneous
1	Multiple-unit operations.....number..	1,032		989		43
2	Subunits in multiple-unit operations.....total number..	2,574		2,480		94
3	Home farms.....number..	1,001		961		40
4	Cropper farms.....number..	1,573		1,519		54
5	Land in multiple-unit operations.....total acres..	289,017		276,651		12,366
6	Home farms.....acres..	261,689		250,943		10,746
7	Cropper farms.....acres..	27,328		25,708		1,620
8	Cropland harvested.....total acres..	79,311		74,826		4,485
9	Corn harvested for grain.....multiple units reporting..	720		700		20
10	.....subunits reporting..	982		957		25
11	.....acres..	12,417		12,081		336
12	.....bushels..	571,234		555,486		15,748
13	Cotton harvested.....multiple units reporting..					
14	.....subunits reporting..					
15	.....acres..					
16	.....bales..					
17	Tobacco harvested.....multiple units reporting..	1,001		989		12
18	.....subunits reporting..	1,800		1,786		14
19	.....acres..	9,898		9,865		33
20	.....pounds..	14,521,015		14,464,539		56,476
21	Peanuts harvested for picking or threshing.....multiple units reporting..					
22	.....subunits reporting..					
23	.....acres..					
24	.....pounds..					
25	Horses and mules.....multiple units reporting..	843		816		27
26	.....number..	4,134		3,995		139
Landlord-tenant operations containing multiple units:						
27	All subunits including home farm.....number..	3,102		2,950		152
28	Land in all subunits including home farm.....acres..	312,418		297,609		14,809
29	Owned by operator of multiple unit.....acres..	265,887		251,996		13,891
30	Rented by operator of multiple unit.....acres..	46,531		45,613		918
31	Subunits not included in multiple units.....operators reporting..	312		287		25
32	.....number..	528		470		58
33	Share tenants.....number..	256		232		24
34	Other tenants, not croppers nor share tenants.....number..	272		238		34
35	Land in subunits not included in multiple units.....acres..	23,401		20,958		2,443

Item (For definitions and explanations, see text)		Areas 8 (part) and C				
		Total	Type of farm			
			Cotton	Tobacco	Cotton and tobacco	Miscellaneous
1	Multiple-unit operations.....number..	836		689		147
2	Subunits in multiple-unit operations.....total number..	1,834		1,519		315
3	Home farms.....number..	831		684		147
4	Cropper farms.....number..	1,003		835		168
5	Land in multiple-unit operations.....total acres..	168,239		141,821		26,418
6	Home farms.....acres..	144,326		121,907		22,419
7	Cropper farms.....acres..	23,913		19,914		3,999
8	Cropland harvested.....total acres..	26,810		21,956		4,854
9	Corn harvested for grain.....multiple units reporting..	715		596		119
10	.....subunits reporting..	1,124		946		178
11	.....acres..	9,764		8,135		1,629
12	.....bushels..	337,852		283,812		54,040
13	Cotton harvested.....multiple units reporting..					
14	.....subunits reporting..					
15	.....acres..					
16	.....bales..					
17	Tobacco harvested.....multiple units reporting..	717		689		28
18	.....subunits reporting..	1,045		1,014		31
19	.....acres..	1,869		1,847		22
20	.....pounds..	2,524,712		2,484,712		40,000
21	Peanuts harvested for picking or threshing.....multiple units reporting..					
22	.....subunits reporting..					
23	.....acres..					
24	.....pounds..					
25	Horses and mules.....multiple units reporting..	697		586		111
26	.....number..	1,938		1,674		264
Landlord-tenant operations containing multiple units:						
27	All subunits including home farm.....number..	2,052		1,687		365
28	Land in all subunits including home farm.....acres..	172,416		144,969		27,447
29	Owned by operator of multiple unit.....acres..	165,254		139,040		26,214
30	Rented by operator of multiple unit.....acres..	7,162		5,929		1,233
31	Subunits not included in multiple units.....operators reporting..	163		129		34
32	.....number..	218		168		50
33	Share tenants.....number..	92		75		17
34	Other tenants, not croppers nor share tenants.....number..	126		93		33
35	Land in subunits not included in multiple units.....acres..	4,177		3,148		1,029



Economic Area Table 4.—MULTIPLE-UNIT OPERATIONS, BY ACRES OF CROPLAND HARVESTED: CENSUS OF 1950

[Data for units, land in units, and number of horses and mules relate to April 1, 1950; those for cropland harvested and crops harvested relate to 1949]

Item (For definitions and explanations, see text)	Total, selected areas								
	Total	Acres of cropland harvested							
		None	Under 20 acres	20 to 29 acres	30 to 49 acres	50 to 99 acres	100 to 199 acres	200 to 499 acres	500 acres and over
1 Multiple-unit operations.....number..	12,536	79	2,466	1,626	2,689	3,383	1,663	556	74
2 Subunits in multiple-unit operations.....total number..	29,348	168	5,081	3,398	5,849	7,797	4,521	2,059	475
3 Home farms.....number..	12,256	72	2,387	1,585	2,633	3,331	1,632	543	73
4 Cropper farms.....number..	17,092	96	2,694	1,813	3,216	4,466	2,889	1,516	402
5 Land in multiple-unit operations.....total acres..	2,768,523	13,167	233,992	215,120	447,844	791,966	607,699	359,283	99,452
6 Home farms.....acres..	2,363,739	8,042	203,325	181,830	375,144	673,407	523,630	309,170	89,191
7 Cropper farms.....acres..	404,784	5,125	30,667	33,290	72,700	118,559	84,069	50,113	10,261
8 Cropland harvested.....total acres..	839,734	.....	26,433	39,585	104,286	236,042	223,759	155,532	54,097
9 Corn harvested for grain.....multiple units reporting..	10,900	.....	1,670	1,431	2,448	3,184	1,579	521	67
10 Subunits reporting.....	16,951	.....	1,976	1,861	3,501	5,171	3,000	1,240	202
11 acres.....	300,605	.....	11,124	16,169	40,407	90,305	80,622	50,147	11,831
12 bushels..	11,185,544	.....	350,754	577,783	1,426,218	3,286,736	3,103,792	1,981,711	459,550
13 Cotton harvested.....multiple units reporting..	138	.....	4	8	10	31	36	35	14
14 Subunits reporting.....	407	.....	4	9	15	53	85	134	107
15 acres.....	8,445	.....	19	51	185	685	1,648	3,033	2,824
16 bales..	7,509	.....	14	38	136	606	1,533	2,745	2,437
17 Tobacco harvested.....multiple units reporting..	11,683	.....	2,233	1,532	2,577	3,223	1,556	503	59
18 Subunits reporting.....	19,247	.....	2,777	2,129	3,872	5,515	3,218	1,454	282
19 acres.....	59,595	.....	5,607	5,068	10,687	17,136	12,288	7,259	1,610
20 pounds..	77,969,847	.....	7,090,098	6,529,870	13,826,937	22,482,838	16,258,385	9,589,565	2,192,154
21 Peanuts harvested for picking or threshing.....multiple units reporting..	.....	.....	.....	.....	.....	.....	.....	.....	.....
22 Subunits reporting.....	.....	.....	.....	.....	.....	.....	.....	.....	.....
23 acres.....	.....	.....	.....	.....	.....	.....	.....	.....	.....
24 pounds..	.....	.....	.....	.....	.....	.....	.....	.....	.....
25 Horses and mules.....multiple units reporting..	10,632	34	1,751	1,390	2,349	3,067	1,479	500	62
26 number..	39,102	126	4,344	3,998	7,731	11,487	7,156	3,560	700
Landlord-tenant operations containing multiple units:									
27 All subunits including home farm.....number..	33,411	213	5,752	3,800	6,533	8,818	5,225	2,474	596
28 Land in all subunits including home farm.....acres..	2,944,945	17,369	263,428	229,184	471,302	827,998	644,813	382,109	108,742
29 Owned by operator of multiple unit.....acres..	2,641,496	16,919	254,090	221,152	440,787	746,185	551,651	321,011	89,701
30 Rented by operator of multiple unit.....acres..	303,449	450	9,338	8,032	30,515	81,813	93,162	61,098	19,041
31 Subunits not included in multiple units.....operators reporting..	2,719	25	504	322	511	721	421	175	40
32 number..	4,053	45	671	402	684	1,021	704	415	121
33 Share tenants.....number..	1,908	21	292	179	298	476	372	233	37
34 Other tenants, not croppers nor share tenants.....number..	2,155	24	379	223	386	545	332	182	84
35 Land in subunits not included in multiple units.....acres..	176,422	4,202	29,436	14,064	23,458	36,032	37,114	22,826	9,290

Item (For definitions and explanations, see text)	Area 1								
	Total	Acres of cropland harvested							
		None	Under 20 acres	20 to 29 acres	30 to 49 acres	50 to 99 acres	100 to 199 acres	200 to 499 acres	500 acres and over
1 Multiple-unit operations.....number..	499	5	41	33	77	159	120	50	14
2 Subunits in multiple-unit operations.....total number..	1,292	10	83	67	160	341	300	208	123
3 Home farms.....number..	489	5	40	32	75	156	119	48	14
4 Cropper farms.....number..	803	5	43	35	85	185	181	160	109
5 Land in multiple-unit operations.....total acres..	127,279	940	2,622	6,777	10,122	29,361	34,043	24,866	18,548
6 Home farms.....acres..	104,033	788	2,111	6,055	8,021	22,953	28,766	19,375	15,964
7 Cropper farms.....acres..	23,246	152	511	722	2,101	6,408	5,277	5,491	2,584
8 Cropland harvested.....total acres..	55,752	.....	414	819	3,017	11,361	16,667	14,183	9,291
9 Corn harvested for grain.....multiple units reporting..	446	.....	25	28	70	146	113	50	14
10 Subunits reporting.....	722	.....	30	33	90	230	198	93	48
11 acres.....	21,857	.....	217	439	1,608	5,472	7,221	4,935	1,965
12 bushels..	720,750	.....	6,331	12,459	46,940	172,210	235,463	179,871	67,476
13 Cotton harvested.....multiple units reporting..	138	.....	4	8	10	31	36	35	14
14 Subunits reporting.....	407	.....	4	9	15	53	85	134	107
15 acres.....	8,445	.....	19	51	185	685	1,648	3,033	2,824
16 bales..	7,509	.....	14	38	136	606	1,533	2,745	2,437
17 Tobacco harvested.....multiple units reporting..	300	.....	24	23	56	109	74	14	.....
18 Subunits reporting.....	421	.....	25	24	66	147	124	35	.....
19 acres.....	1,466	.....	37	55	208	555	492	119	.....
20 pounds..	1,609,888	.....	47,031	58,573	222,272	615,455	540,475	126,082	.....
21 Peanuts harvested for picking or threshing.....multiple units reporting..	.....	.....	.....	.....	.....	.....	.....	.....	.....
22 Subunits reporting.....	.....	.....	.....	.....	.....	.....	.....	.....	.....
23 acres.....	.....	.....	.....	.....	.....	.....	.....	.....	.....
24 pounds..	.....	.....	.....	.....	.....	.....	.....	.....	.....
25 Horses and mules.....multiple units reporting..	409	2	19	25	64	133	110	45	11
26 number..	1,655	10	52	88	199	456	400	289	161
Landlord-tenant operations containing multiple units:									
27 All subunits including home farm.....number..	1,520	12	102	80	184	384	354	245	159
28 Land in all subunits including home farm.....acres..	144,208	1,244	3,292	7,534	10,838	31,185	39,934	27,554	22,627
29 Owned by operator of multiple unit.....acres..	115,520	1,189	3,292	7,460	10,080	27,890	27,629	19,556	18,424
30 Rented by operator of multiple unit.....acres..	28,688	55	.....	74	758	3,295	12,305	7,998	4,203
31 Subunits not included in multiple units.....operators reporting..	124	2	17	7	16	32	31	13	6
32 number..	228	2	19	13	24	43	54	37	36
33 Share tenants.....number..	117	.....	10	6	8	19	30	29	15
34 Other tenants, not croppers nor share tenants.....number..	111	2	9	7	16	24	24	8	21
35 Land in subunits not included in multiple units.....acres..	16,929	304	670	757	716	1,824	5,891	2,688	4,079

MULTIPLE-UNIT OPERATIONS

Economic Area Table 4.—MULTIPLE-UNIT OPERATIONS, BY ACRES OF CROPLAND HARVESTED: CENSUS OF 1950—Continued

[Data for units, land in units, and number of horses and mules relate to April 1, 1950; those for cropland harvested and crops harvested relate to 1949]

Item (For definitions and explanations, see text)		Area 2								
		Total	Acres of cropland harvested							
			None	Under 20 acres	20 to 29 acres	30 to 49 acres	50 to 99 acres	100 to 199 acres	200 to 499 acres	500 acres and over
1	Multiple-unit operations.....number..	450	7	45	24	53	116	122	74	9
2	Subunits in multiple-unit operations.....total number..	1,115	20	92	50	104	258	284	262	45
3	Home farms.....number..	429	4	38	22	52	113	120	71	9
4	Cropper farms.....number..	686	16	54	28	52	145	164	191	36
5	Land in multiple-unit operations.....total acres..	117,335	3,858	2,505	2,397	6,431	20,643	34,319	38,037	9,145
6	Home farms.....acres..	93,642	195	1,953	1,916	4,833	15,462	29,300	31,449	8,534
7	Cropper farms.....acres..	23,693	3,663	552	481	1,598	5,181	5,019	6,588	611
8	Cropland harvested.....total acres..	56,783	.....	465	579	1,999	8,592	16,944	22,096	6,108
9	Corn harvested for grain.....multiple units reporting..	397	.....	31	20	42	107	118	70	9
10	.....subunits reporting..	685	.....	38	30	55	177	213	151	21
11	.....acres..	24,436	.....	303	295	897	3,879	7,853	9,027	2,182
12	.....bushels..	889,241	.....	10,285	8,615	30,510	140,522	293,745	315,949	89,615
13	Cotton harvested.....multiple units reporting..	.....	.....	.....	.....	.....	.....	.....	.....	.....
14	.....subunits reporting..	.....	.....	.....	.....	.....	.....	.....	.....	.....
15	.....acres..	.....	.....	.....	.....	.....	.....	.....	.....	.....
16	.....bales..	.....	.....	.....	.....	.....	.....	.....	.....	.....
17	Tobacco harvested.....multiple units reporting..	389	.....	36	20	42	107	107	69	8
18	.....subunits reporting..	694	.....	47	31	54	166	184	182	30
19	.....acres..	2,310	.....	91	63	145	482	619	810	100
20	.....pounds..	2,510,171	.....	97,253	79,912	177,259	507,057	744,109	794,588	109,993
21	Peanuts harvested for picking or threshing.....multiple units reporting..	.....	.....	.....	.....	.....	.....	.....	.....	.....
22	.....subunits reporting..	.....	.....	.....	.....	.....	.....	.....	.....	.....
23	.....acres..	.....	.....	.....	.....	.....	.....	.....	.....	.....
24	.....pounds..	.....	.....	.....	.....	.....	.....	.....	.....	.....
25	Horses and mules.....multiple units reporting..	368	1	22	19	47	103	103	64	9
26	.....number..	1,544	4	57	54	145	347	453	412	72
Landlord-tenant operations containing multiple units:										
27	All subunits including home farm.....number..	1,294	29	111	53	122	276	329	325	49
28	Land in all subunits including home farm.....acres..	134,369	6,490	4,227	2,512	8,169	22,165	36,366	44,924	9,516
29	Owned by operator of multiple unit.....acres..	107,047	6,472	3,999	2,324	7,052	18,329	26,499	36,014	6,358
30	Rented by operator of multiple unit.....acres..	27,322	18	228	188	1,117	3,836	9,867	8,910	3,158
31	Subunits not included in multiple units.....operators reporting..	102	4	16	3	14	17	31	15	2
32	.....number..	179	9	19	3	18	18	45	63	4
33	Share tenants.....number..	85	6	10	1	7	9	25	27	.....
34	Other tenants, not croppers nor share tenants.....number..	94	3	9	2	11	9	20	36	4
35	Land in subunits not included in multiple units.....acres..	17,034	2,632	1,722	115	1,738	1,522	2,047	6,887	371

Item (For definitions and explanations, see text)		Area 3a								
		Total	Acres of cropland harvested							
			None	Under 20 acres	20 to 29 acres	30 to 49 acres	50 to 99 acres	100 to 199 acres	200 to 499 acres	500 acres and over
1	Multiple-unit operations.....number..	691	8	87	74	134	214	126	43	5
2	Subunits in multiple-unit operations.....total number..	1,564	17	180	152	274	472	315	136	18
3	Home farms.....number..	678	8	86	73	133	209	123	41	5
4	Cropper farms.....number..	886	9	94	79	141	263	192	95	13
5	Land in multiple-unit operations.....total acres..	186,332	577	7,509	11,104	24,910	54,461	50,001	29,706	8,064
6	Home farms.....acres..	159,923	506	6,319	9,560	20,825	45,713	43,952	25,376	7,672
7	Cropper farms.....acres..	26,409	71	1,190	1,544	4,085	8,748	6,049	4,330	392
8	Cropland harvested.....total acres..	56,018	.....	989	1,794	5,215	14,816	17,155	11,973	4,076
9	Corn harvested for grain.....multiple units reporting..	647	.....	76	66	132	207	122	40	4
10	.....subunits reporting..	1,011	.....	92	86	181	351	216	77	8
11	.....acres..	24,305	.....	629	907	2,626	7,675	7,111	4,718	639
12	.....bushels..	718,959	.....	15,302	22,299	79,191	212,762	220,833	148,852	19,720
13	Cotton harvested.....multiple units reporting..	.....	.....	.....	.....	.....	.....	.....	.....	.....
14	.....subunits reporting..	.....	.....	.....	.....	.....	.....	.....	.....	.....
15	.....acres..	.....	.....	.....	.....	.....	.....	.....	.....	.....
16	.....bales..	.....	.....	.....	.....	.....	.....	.....	.....	.....
17	Tobacco harvested.....multiple units reporting..	577	.....	67	59	119	184	108	35	5
18	.....subunits reporting..	913	.....	78	79	162	292	209	82	11
19	.....acres..	2,354	.....	108	151	336	762	586	339	72
20	.....pounds..	2,585,986	.....	109,275	155,899	349,671	815,290	682,404	385,797	87,650
21	Peanuts harvested for picking or threshing.....multiple units reporting..	.....	.....	.....	.....	.....	.....	.....	.....	.....
22	.....subunits reporting..	.....	.....	.....	.....	.....	.....	.....	.....	.....
23	.....acres..	.....	.....	.....	.....	.....	.....	.....	.....	.....
24	.....pounds..	.....	.....	.....	.....	.....	.....	.....	.....	.....
25	Horses and mules.....multiple units reporting..	584	2	64	58	119	188	112	37	4
26	.....number..	2,069	3	148	147	372	695	455	217	32
Landlord-tenant operations containing multiple units:										
27	All subunits including home farm.....number..	1,762	18	234	169	300	522	342	153	24
28	Land in all subunits including home farm.....acres..	194,957	582	10,005	11,587	25,292	56,139	51,556	30,484	9,312
29	Owned by operator of multiple unit.....acres..	175,993	582	9,583	11,420	24,534	50,857	44,618	27,287	7,112
30	Rented by operator of multiple unit.....acres..	18,964	.....	422	167	758	5,282	6,938	3,197	2,200
31	Subunits not included in multiple units.....operators reporting..	135	1	23	14	21	41	22	10	3
32	.....number..	198	1	54	17	26	50	27	17	6
33	Share tenants.....number..	76	.....	10	3	8	29	9	12	5
34	Other tenants, not croppers nor share tenants.....number..	122	1	44	14	18	21	18	5	1
35	Land in subunits not included in multiple units.....acres..	8,625	5	2,496	483	382	1,678	1,555	778	1,248

Economic Area Table 4.—MULTIPLE-UNIT OPERATIONS, BY ACRES OF CROPLAND HARVESTED: CENSUS OF 1950—Continued  
 [Data for units, land in units, and number of horses and mules relate to April 1, 1950; those for cropland harvested and crops harvested relate to 1949]

Item (For definitions and explanations, see text)	Area 3b									
	Total	Acres of cropland harvested								
		None	Under 20 acres	20 to 29 acres	30 to 49 acres	50 to 99 acres	100 to 199 acres	200 to 499 acres	500 acres and over	
1 Multiple-unit operations.....number..	1,058	6	184	168	279	302	91	26	2	
2 Subunits in multiple-unit operations.....total number..	2,393	12	376	349	610	681	254	104	7	
3 Home farms.....number..	1,040	6	182	167	277	296	85	25	2	
4 Cropper farms.....number..	1,353	6	194	182	333	385	169	79	5	
5 Land in multiple-unit operations.....total acres..	185,399	365	14,768	18,193	39,477	59,397	31,089	20,376	1,734	
6 Home farms.....acres..	152,812	285	12,899	15,156	32,778	48,810	23,983	17,188	1,713	
7 Cropper farms.....acres..	32,587	80	1,869	3,037	6,699	10,587	7,106	3,188	21	
8 Cropland harvested.....total acres..	59,344	.....	2,025	4,111	10,862	21,055	12,529	7,231	1,531	
9 Corn harvested for grain.....multiple units reporting..	978	.....	146	154	269	295	88	25	1	
10 subunits reporting.....	1,502	.....	174	209	408	484	172	59	1	
11 acres.....	24,671	.....	1,124	1,945	5,105	8,966	4,893	2,028	600	
12 bushels..	901,971	.....	36,643	65,665	168,620	330,226	194,625	94,192	12,000	
13 Cotton harvested.....multiple units reporting..	.....	.....	.....	.....	.....	.....	.....	.....	.....	
14 subunits reporting.....	.....	.....	.....	.....	.....	.....	.....	.....	.....	
15 acres.....	.....	.....	.....	.....	.....	.....	.....	.....	.....	
16 bales.....	.....	.....	.....	.....	.....	.....	.....	.....	.....	
17 Tobacco harvested.....multiple units reporting..	1,028	.....	213	247	428	514	179	80	7	
18 subunits reporting.....	1,668	.....	325	445	952	1,263	518	269	29	
19 acres.....	3,801	.....	346,389	524,701	1,107,839	1,492,479	664,770	378,607	38,300	
20 pounds..	4,553,085	.....	.....	.....	.....	.....	.....	.....	.....	
21 Peanuts harvested for picking or threshing.....multiple units reporting..	.....	.....	.....	.....	.....	.....	.....	.....	.....	
22 subunits reporting.....	.....	.....	.....	.....	.....	.....	.....	.....	.....	
23 acres.....	.....	.....	.....	.....	.....	.....	.....	.....	.....	
24 pounds..	.....	.....	.....	.....	.....	.....	.....	.....	.....	
25 Horses and mules.....multiple units reporting..	898	3	132	150	245	264	79	23	2	
26 number..	2,916	6	320	397	748	898	389	138	20	
27 Landlord-tenant operations containing multiple units:										
28 All subunits including home farm.....number..	2,643	12	416	394	666	763	266	119	7	
29 Land in all subunits including home farm.....acres..	194,073	365	16,236	19,189	41,144	63,117	31,581	20,707	1,734	
30 Owned by operator of multiple unit.....acres..	180,080	238	15,070	18,695	39,172	59,196	26,739	20,331	639	
31 Rented by operator of multiple unit.....acres..	13,993	127	1,166	494	1,972	3,921	4,842	376	1,095	
Subunits not included in multiple units.....operators reporting..	197	.....	34	38	45	62	12	6	.....	
number..	250	.....	40	45	56	82	12	15	.....	
Share tenants.....number..	112	.....	16	17	17	45	9	7	.....	
Other tenants, not croppers nor share tenants.....number..	138	.....	24	27	39	37	3	8	.....	
Land in subunits not included in multiple units.....acres..	8,674	.....	1,468	996	1,667	3,720	492	331	.....	

Item (For definitions and explanations, see text)	Area 4									
	Total	Acres of cropland harvested								
		None	Under 20 acres	20 to 29 acres	30 to 49 acres	50 to 99 acres	100 to 199 acres	200 to 499 acres	500 acres and over	
1 Multiple-unit operations.....number..	2,059	9	181	165	356	726	447	161	14	
2 Subunits in multiple-unit operations.....total number..	4,858	19	369	345	755	1,607	1,111	541	111	
3 Home farms.....number..	2,006	7	167	159	347	716	438	158	14	
4 Cropper farms.....number..	2,852	12	202	186	408	891	673	383	97	
5 Land in multiple-unit operations.....total acres..	476,616	1,097	12,371	19,349	48,744	143,377	134,794	91,255	25,629	
6 Home farms.....acres..	404,642	914	10,177	15,813	38,783	120,832	114,127	81,142	22,854	
7 Cropper farms.....acres..	71,974	183	2,194	3,536	9,961	22,545	20,667	10,113	2,775	
8 Cropland harvested.....total acres..	188,909	.....	1,987	4,093	14,093	51,990	60,506	44,764	11,476	
9 Corn harvested for grain.....multiple units reporting..	1,942	.....	124	153	340	710	442	159	14	
10 subunits reporting.....	3,331	.....	142	205	484	1,169	838	428	65	
11 acres.....	79,762	.....	1,071	2,262	7,344	23,708	24,763	16,518	4,096	
12 bushels..	2,985,905	.....	30,901	68,364	243,643	819,583	959,319	697,959	172,136	
13 Cotton harvested.....multiple units reporting..	.....	.....	.....	.....	.....	.....	.....	.....	.....	
14 subunits reporting.....	.....	.....	.....	.....	.....	.....	.....	.....	.....	
15 acres.....	.....	.....	.....	.....	.....	.....	.....	.....	.....	
16 bales.....	.....	.....	.....	.....	.....	.....	.....	.....	.....	
17 Tobacco harvested.....multiple units reporting..	1,998	.....	163	162	347	717	437	158	14	
18 subunits reporting.....	3,413	.....	196	219	498	1,174	810	429	87	
19 acres.....	10,825	.....	327	468	1,248	3,364	2,893	1,971	554	
20 pounds..	13,438,168	.....	372,640	526,931	1,482,702	4,060,514	3,704,676	2,604,101	686,604	
21 Peanuts harvested for picking or threshing.....multiple units reporting..	.....	.....	.....	.....	.....	.....	.....	.....	.....	
22 subunits reporting.....	.....	.....	.....	.....	.....	.....	.....	.....	.....	
23 acres.....	.....	.....	.....	.....	.....	.....	.....	.....	.....	
24 pounds..	.....	.....	.....	.....	.....	.....	.....	.....	.....	
25 Horses and mules.....multiple units reporting..	1,777	5	108	133	300	676	395	146	14	
26 number..	6,025	23	233	346	824	2,121	1,494	818	166	
27 Landlord-tenant operations containing multiple units:										
28 All subunits including home farm.....number..	5,307	21	417	377	811	1,741	1,204	599	137	
29 Land in all subunits including home farm.....acres..	503,045	1,209	14,510	21,815	51,164	147,693	143,272	95,708	27,674	
30 Owned by operator of multiple unit.....acres..	451,068	1,209	13,867	20,946	47,148	135,788	126,053	81,108	24,949	
31 Rented by operator of multiple unit.....acres..	51,977	.....	643	869	4,016	11,905	17,219	14,600	2,725	
Subunits not included in multiple units.....operators reporting..	335	2	43	26	43	109	69	34	9	
number..	449	2	48	32	56	134	46	58	26	
Share tenants.....number..	222	1	24	17	24	62	46	41	7	
Other tenants, not croppers nor share tenants.....number..	227	1	24	15	32	72	47	17	19	
Land in subunits not included in multiple units.....acres..	26,429	112	2,139	2,466	2,420	4,316	8,478	4,453	2,045	

MULTIPLE UNIT OPERATIONS

Economic Area Table 4.—MULTIPLE-UNIT OPERATIONS, BY ACRES OF CROPLAND HARVESTED: CENSUS OF 1950—Continued

[Data for units, land in units, and number of horses and mules relate to April 1, 1950; those for cropland harvested and crops harvested relate to 1949]

Item (For definitions and explanations, see text)	Area 5									
	Total	Acres of cropland harvested								500 acres and over
		None	Under 20 acres	20 to 29 acres	30 to 49 acres	50 to 99 acres	100 to 199 acres	200 to 499 acres		
1 Multiple-unit operations.....number..	2,320	16	475	347	567	637	229	47	2	
2 Subunits in multiple-unit operations.....total number..	5,220	33	974	717	1,226	1,421	655	178	16	
3 Home farms.....number..	2,289	16	467	343	559	628	227	47	2	
4 Cropper farms.....number..	2,931	17	507	374	667	793	428	131	14	
5 Land in multiple-unit operations.....total acres..	442,169	1,498	38,843	37,609	86,391	147,058	93,301	35,354	2,115	
6 Home farms.....acres..	373,128	1,033	34,058	30,912	71,372	124,456	80,187	30,607	503	
7 Cropper farms.....acres..	69,041	465	4,785	6,697	15,019	22,602	13,114	4,747	1,612	
8 Cropland harvested.....total acres..	121,956	.....	4,964	8,435	22,011	43,751	29,247	12,499	1,049	
9 Corn harvested for grain.....multiple units reporting..	2,087	.....	349	318	540	610	222	46	2	
10 subunits reporting..	3,168	.....	400	404	785	991	442	131	15	
11 acres..	49,277	.....	2,563	3,887	9,427	17,565	10,874	4,624	337	
12 bushels..	1,622,775	.....	74,247	120,720	302,198	580,219	377,601	158,197	9,593	
13 Cotton harvested.....multiple units reporting..	.....	.....	.....	.....	.....	.....	.....	.....	.....	
14 subunits reporting..	.....	.....	.....	.....	.....	.....	.....	.....	.....	
15 acres..	.....	.....	.....	.....	.....	.....	.....	.....	.....	
16 bales..	.....	.....	.....	.....	.....	.....	.....	.....	.....	
17 Tobacco harvested.....multiple units reporting..	2,195	.....	425	323	550	619	229	47	2	
18 subunits reporting..	3,380	.....	512	414	791	1,002	501	146	14	
19 acres..	6,241	.....	631	608	1,321	1,981	1,239	433	28	
20 pounds..	7,934,865	.....	738,421	753,305	1,642,974	2,620,760	1,608,625	544,230	26,550	
21 Peanuts harvested for picking or threshing.....multiple units reporting..	.....	.....	.....	.....	.....	.....	.....	.....	.....	
22 subunits reporting..	.....	.....	.....	.....	.....	.....	.....	.....	.....	
23 acres..	.....	.....	.....	.....	.....	.....	.....	.....	.....	
24 pounds..	.....	.....	.....	.....	.....	.....	.....	.....	.....	
25 Horses and mules.....multiple units reporting..	1,933	6	322	284	490	576	210	43	2	
26 number..	6,210	16	747	718	1,444	1,922	1,007	326	30	
Landlord-tenant operations containing multiple units:										
27 All subunits including home farm.....number..	5,871	44	1,100	795	1,366	1,581	761	204	20	
28 Land in all subunits including home farm.....acres..	463,228	1,654	42,655	39,351	89,927	151,796	99,295	36,299	2,251	
29 Owned by operator of multiple unit.....acres..	426,857	1,654	40,819	38,216	84,938	138,804	88,026	32,149	2,251	
30 Rented by operator of multiple unit.....acres..	36,371	.....	1,836	1,135	4,989	12,992	11,269	4,150	.....	
31 Subunits not included in multiple units.....operators reporting..	485	8	98	66	105	128	61	17	2	
32 number..	651	11	126	78	140	160	106	26	4	
33 Share tenants.....number..	257	.....	53	21	56	72	45	9	.....	
34 Other tenants, not croppers nor share tenants.....number..	394	11	73	57	84	88	61	17	3	
35 Land in subunits not included in multiple units.....acres..	21,059	156	3,812	1,742	3,536	4,738	5,994	945	136	

Item (For definitions and explanations, see text)	Areas 6, A, and B									
	Total	Acres of cropland harvested								500 acres and over
		None	Under 20 acres	20 to 29 acres	30 to 49 acres	50 to 99 acres	100 to 199 acres	200 to 499 acres		
1 Multiple-unit operations.....number..	3,591	15	887	538	816	859	379	85	12	
2 Subunits in multiple-unit operations.....total number..	8,498	30	1,825	1,132	1,814	2,105	1,111	399	82	
3 Home farms.....number..	3,493	15	854	519	789	848	373	84	11	
4 Cropper farms.....number..	5,005	15	971	613	1,025	1,257	738	315	71	
5 Land in multiple-unit operations.....total acres..	776,137	3,523	93,109	75,253	147,641	222,470	151,980	68,319	13,842	
6 Home farms.....acres..	669,544	3,234	81,804	64,649	124,375	194,243	132,359	56,780	12,100	
7 Cropper farms.....acres..	106,593	289	11,305	10,604	23,266	28,227	19,621	11,539	1,742	
8 Cropland harvested.....total acres..	194,851	.....	9,734	13,032	31,399	59,010	50,760	23,176	7,740	
9 Corn harvested for grain.....multiple units reporting..	2,968	.....	553	464	724	790	347	80	10	
10 subunits reporting..	4,426	.....	635	573	1,025	1,267	682	222	22	
11 acres..	54,116	.....	3,048	4,064	8,991	16,833	13,970	5,978	1,232	
12 bushels..	2,437,857	.....	134,646	168,541	389,981	768,462	653,334	274,028	48,865	
13 Cotton harvested.....multiple units reporting..	.....	.....	.....	.....	.....	.....	.....	.....	.....	
14 subunits reporting..	.....	.....	.....	.....	.....	.....	.....	.....	.....	
15 acres..	.....	.....	.....	.....	.....	.....	.....	.....	.....	
16 bales..	.....	.....	.....	.....	.....	.....	.....	.....	.....	
17 Tobacco harvested.....multiple units reporting..	3,478	.....	847	527	806	833	368	85	12	
18 subunits reporting..	5,913	.....	1,073	758	1,275	1,567	845	323	72	
19 acres..	20,831	.....	2,653	2,306	4,306	5,737	3,659	1,823	347	
20 pounds..	28,291,957	.....	3,454,314	3,079,795	5,763,125	7,999,956	5,040,005	2,461,538	493,224	
21 Peanuts harvested for picking or threshing.....multiple units reporting..	.....	.....	.....	.....	.....	.....	.....	.....	.....	
22 subunits reporting..	.....	.....	.....	.....	.....	.....	.....	.....	.....	
23 acres..	.....	.....	.....	.....	.....	.....	.....	.....	.....	
24 pounds..	.....	.....	.....	.....	.....	.....	.....	.....	.....	
25 Horses and mules.....multiple units reporting..	3,123	7	682	482	735	795	338	76	8	
26 number..	12,611	32	1,861	1,566	2,719	3,493	2,131	701	108	
Landlord-tenant operations containing multiple units:										
27 All subunits including home farm.....number..	9,860	44	2,070	1,282	2,049	2,457	1,361	494	103	
28 Land in all subunits including home farm.....acres..	826,231	4,139	105,343	80,830	154,434	233,324	161,842	71,757	14,562	
29 Owned by operator of multiple unit.....acres..	753,790	4,139	102,142	77,251	144,301	207,601	145,297	60,309	12,750	
30 Rented by operator of multiple unit.....acres..	72,441	.....	3,201	3,579	10,133	25,723	16,545	11,448	1,812	
31 Subunits not included in multiple units.....operators reporting..	866	5	182	112	166	225	133	36	7	
32 number..	1,362	14	245	150	235	352	250	95	21	
33 Share tenants.....number..	691	9	118	77	114	160	147	61	5	
34 Other tenants, not croppers nor share tenants.....number..	671	5	127	73	121	192	103	34	16	
35 Land in subunits not included in multiple units.....acres..	50,094	616	12,234	5,577	6,793	10,854	9,862	3,438	720	

Economic Area Table 4.—MULTIPLE-UNIT OPERATIONS, BY ACRES OF CROPLAND HARVESTED: CENSUS OF 1950—Continued

[Data for units, land in units, and number of horses and mules relate to April 1, 1950; those for cropland harvested and crops harvested relate to 1949]

Item (For definitions and explanations, see text)	Area 7									
	Total	Acres of cropland harvested								
		None	Under 20 acres	20 to 29 acres	30 to 49 acres	50 to 99 acres	100 to 199 acres	200 to 499 acres	500 acres and over	
1 Multiple-unit operations.....number..	1,032	7	237	114	218	251	123	66	16	
2 Subunits in multiple-unit operations.....total number..	2,574	15	501	242	491	633	402	217	73	
3 Home farms.....number..	1,001	5	226	108	212	248	121	65	16	
4 Cropper farms.....number..	1,573	10	275	134	279	385	281	152	57	
5 Land in multiple-unit operations.....total acres..	289,017	584	25,938	16,488	40,374	75,201	62,016	48,041	20,375	
6 Home farms.....acres..	261,689	488	22,620	14,280	35,631	66,858	57,575	44,386	19,851	
7 Cropper farms.....acres..	27,328	96	3,318	2,208	4,743	8,343	4,441	3,655	524	
8 Cropland harvested.....total acres..	79,311	.....	2,403	2,762	8,480	17,595	16,702	18,543	12,826	
9 Corn harvested for grain.....multiple units reporting..	720	.....	114	81	155	207	102	48	13	
10 subunits reporting.....	982	.....	130	102	187	300	169	72	22	
11 acres.....	12,417	.....	510	709	1,687	3,594	2,989	2,148	780	
12 bushels.....	571,234	.....	21,141	29,395	71,743	162,652	139,295	106,863	40,145	
13 Cotton harvested.....multiple units reporting..	.....	.....	.....	.....	.....	.....	.....	.....	.....	
14 subunits reporting.....	.....	.....	.....	.....	.....	.....	.....	.....	.....	
15 acres.....	.....	.....	.....	.....	.....	.....	.....	.....	.....	
16 bales.....	.....	.....	.....	.....	.....	.....	.....	.....	.....	
17 Tobacco harvested.....multiple units reporting..	1,001	.....	227	111	214	247	120	66	16	
18 subunits reporting.....	1,800	.....	291	161	344	466	308	169	61	
19 acres.....	9,898	.....	972	661	1,688	2,586	2,055	1,456	480	
20 pounds.....	14,521,015	.....	1,349,461	900,519	2,434,195	3,810,453	3,037,029	2,239,525	749,833	
21 Peanuts harvested for picking or threshing.....multiple units reporting..	.....	.....	.....	.....	.....	.....	.....	.....	.....	
22 subunits reporting.....	.....	.....	.....	.....	.....	.....	.....	.....	.....	
23 acres.....	.....	.....	.....	.....	.....	.....	.....	.....	.....	
24 pounds.....	.....	.....	.....	.....	.....	.....	.....	.....	.....	
25 Horses and mules.....multiple units reporting..	843	3	160	93	180	222	111	62	12	
26 number.....	4,134	22	420	312	772	1,161	691	645	111	
Landlord-tenant operations containing multiple units:										
27 All subunits including home farm.....number..	3,102	21	562	268	562	771	504	316	97	
28 Land in all subunits including home farm.....acres..	312,418	961	29,842	17,952	45,658	81,514	64,107	51,318	21,066	
29 Owned by operator of multiple unit.....acres..	265,887	961	28,422	16,901	39,365	69,242	52,834	40,944	17,218	
30 Rented by operator of multiple unit.....acres..	46,531	.....	1,420	1,051	6,293	12,272	11,273	10,374	3,848	
31 Subunits not included in multiple units.....operators reporting..	312	3	42	24	58	79	53	42	11	
32 number.....	528	6	61	26	72	138	102	99	24	
33 Share tenants.....number..	256	5	33	17	38	61	52	46	4	
34 Other tenants, not croppers nor share tenants.....number..	272	1	28	9	34	77	50	53	20	
35 Land in subunits not included in multiple units.....acres..	23,401	377	3,904	1,464	5,284	6,313	2,091	3,277	691	

Item (For definitions and explanations, see text)	Areas 8 (part) and C									
	Total	Acres of cropland harvested								
		None	Under 20 acres	20 to 29 acres	30 to 49 acres	50 to 99 acres	100 to 199 acres	200 to 499 acres	500 acres and over	
1 Multiple-unit operations.....number..	836	6	329	163	189	119	26	4	.....	
2 Subunits in multiple-unit operations.....total number..	1,834	12	681	344	415	279	89	14	.....	
3 Home farms.....number..	831	6	327	162	189	117	26	4	.....	
4 Cropper farms.....number..	1,003	6	354	182	226	162	63	10	.....	
5 Land in multiple-unit operations.....total acres..	168,239	725	36,327	27,950	43,754	39,998	16,156	3,329	.....	
6 Home farms.....acres..	144,326	599	31,384	23,489	38,526	34,080	13,381	2,867	.....	
7 Cropper farms.....acres..	23,913	126	4,943	4,461	5,228	5,918	2,775	462	.....	
8 Cropland harvested.....total acres..	26,810	.....	3,452	3,960	7,210	7,872	3,249	1,067	.....	
9 Corn harvested for grain.....multiple units reporting..	715	.....	252	147	176	112	25	3	.....	
10 subunits reporting.....	1,124	.....	340	219	286	202	70	7	.....	
11 acres.....	9,764	.....	1,649	1,661	2,722	2,613	948	171	.....	
12 bushels.....	337,852	.....	51,258	51,725	93,392	100,100	35,577	5,800	.....	
13 Cotton harvested.....multiple units reporting..	.....	.....	.....	.....	.....	.....	.....	.....	.....	
14 subunits reporting.....	.....	.....	.....	.....	.....	.....	.....	.....	.....	
15 acres.....	.....	.....	.....	.....	.....	.....	.....	.....	.....	
16 bales.....	.....	.....	.....	.....	.....	.....	.....	.....	.....	
17 Tobacco harvested.....multiple units reporting..	717	.....	270	142	169	110	22	4	.....	
18 subunits reporting.....	1,045	.....	342	196	254	187	58	8	.....	
19 acres.....	1,869	.....	463	311	483	406	167	39	.....	
20 pounds.....	2,524,712	.....	575,314	450,235	646,900	560,874	236,292	55,097	.....	
21 Peanuts harvested for picking or threshing.....multiple units reporting..	.....	.....	.....	.....	.....	.....	.....	.....	.....	
22 subunits reporting.....	.....	.....	.....	.....	.....	.....	.....	.....	.....	
23 acres.....	.....	.....	.....	.....	.....	.....	.....	.....	.....	
24 pounds.....	.....	.....	.....	.....	.....	.....	.....	.....	.....	
25 Horses and mules.....multiple units reporting..	697	5	242	146	169	110	21	4	.....	
26 number.....	1,938	10	506	370	508	394	136	14	.....	
Landlord-tenant operations containing multiple units:										
27 All subunits including home farm.....number..	2,052	12	740	382	472	323	104	19	.....	
28 Land in all subunits including home farm.....acres..	172,416	725	37,318	28,414	44,676	41,065	16,860	3,358	.....	
29 Owned by operator of multiple unit.....acres..	165,254	475	36,896	27,939	44,197	38,478	13,956	3,313	.....	
30 Rented by operator of multiple unit.....acres..	7,162	250	422	475	479	2,587	2,904	45	.....	
31 Subunits not included in multiple units.....operators reporting..	163	.....	49	32	43	28	9	2	.....	
32 number.....	218	.....	59	38	57	44	15	5	.....	
33 Share tenants.....number..	92	.....	18	19	26	19	9	1	.....	
34 Other tenants, not croppers nor share tenants.....number..	126	.....	41	19	31	25	6	4	.....	
35 Land in subunits not included in multiple units.....acres..	4,177	.....	991	464	922	1,067	704	29	.....	

## MULTIPLE-UNIT OPERATIONS

Economic Area Table 5.—MULTIPLE-UNIT OPERATIONS, BY NUMBER OF SUBUNITS: CENSUS OF 1950

[Data for units, land in units, and number of horses and mules relate to April 1, 1950; those for cropland harvested and crops harvested relate to 1949]

Item (For definitions and explanations, see text)		Total, selected areas						
		Total	Number of subunits					
			2	3	4	5 to 9	10 to 19	20 and over
1	Multiple-unit operations..... number..	12,536	9,955	1,760	473	316	28	4
2	Subunits in multiple-unit operations..... total number..	29,348	19,910	5,280	1,892	1,833	331	102
3	Home farms..... number..	12,256	9,733	1,722	464	307	27	3
4	Cropper farms..... number..	17,092	10,177	3,558	1,428	1,526	304	99
5	Land in multiple-unit operations..... total acres..	2,768,523	1,742,247	534,828	221,750	224,441	41,055	4,202
6	Home farms..... acres..	2,363,739	1,497,933	454,891	186,730	190,879	30,662	2,644
7	Cropper farms..... acres..	404,784	244,314	79,937	35,020	33,562	10,393	1,558
8	Cropland harvested..... total acres..	839,734	512,408	167,639	69,687	76,951	10,315	2,734
9	Corn harvested for grain..... multiple units reporting..	10,900	8,545	1,609	430	286	26	4
10	subunits reporting.....	16,951	11,800	3,041	1,041	895	152	22
11	acres.....	300,605	191,861	59,773	23,413	21,675	3,486	397
12	bushels.....	11,186,544	6,919,441	2,288,389	962,778	848,335	146,736	20,865
13	Cotton harvested..... multiple units reporting..	138	70	26	14	21	5	2
14	subunits reporting.....	407	95	58	39	115	55	45
15	acres.....	8,445	1,485	1,413	798	3,236	957	556
16	bales.....	7,509	1,293	1,234	718	2,929	858	477
17	Tobacco harvested..... multiple units reporting..	11,683	9,227	1,687	451	293	23	2
18	subunits reporting.....	19,247	12,755	3,563	1,337	1,235	218	49
19	acres.....	59,595	35,590	12,058	5,626	5,626	1,131	125
20	pounds.....	77,969,847	46,121,870	15,788,134	6,909,224	7,495,195	1,499,621	155,803
21	Peanuts harvested for picking or threshing..... multiple units reporting..	.....	.....	.....	.....	.....	.....	.....
22	subunits reporting.....	.....	.....	.....	.....	.....	.....	.....
23	acres.....	.....	.....	.....	.....	.....	.....	.....
24	pounds.....	.....	.....	.....	.....	.....	.....	.....
25	Horses and mules..... multiple units reporting..	10,632	8,350	1,537	431	286	24	4
26	number.....	39,102	26,783	6,863	2,440	2,587	355	74
Landlord-tenant operations containing multiple units:								
27	All subunits including home farm..... number..	33,411	22,667	5,978	2,134	2,072	395	165
28	Land in all subunits including home farm..... acres..	2,944,945	1,846,781	568,641	235,439	240,281	43,717	10,086
29	Owned by operator of multiple unit..... acres..	2,641,496	1,669,054	500,741	207,853	212,311	42,036	9,501
30	Rented by operator of multiple unit..... acres..	303,449	177,727	67,900	27,586	27,970	1,681	585
31	Subunits not included in multiple units..... operators reporting..	2,719	1,993	449	141	114	20	2
32	number.....	4,063	2,757	698	242	239	64	63
33	Share tenants..... number..	1,908	1,238	356	142	124	29	19
34	Other tenants, not croppers nor share tenants..... number..	2,155	1,519	342	100	115	35	44
35	Land in subunits not included in multiple units..... acres..	176,422	104,534	33,813	13,689	15,840	2,662	5,884

Item (For definitions and explanations, see text)		Area 1						
		Total	Number of subunits					
			2	3	4	5 to 9	10 to 19	20 and over
1	Multiple-unit operations..... number..	499	390	56	21	25	5	2
2	Subunits in multiple-unit operations..... total number..	1,292	780	168	84	154	59	47
3	Home farms..... number..	489	383	55	21	23	5	2
4	Cropper farms..... number..	803	397	113	63	131	54	45
5	Land in multiple-unit operations..... total acres..	127,279	79,953	18,732	10,007	13,159	3,156	2,272
6	Home farms..... acres..	104,033	68,162	14,557	8,197	9,351	2,230	1,536
7	Cropper farms..... acres..	23,246	11,791	4,175	1,810	3,808	926	736
8	Cropland harvested..... total acres..	55,752	30,276	8,990	4,259	8,794	1,908	1,525
9	Corn harvested for grain..... multiple units reporting..	446	345	53	18	23	5	2
10	subunits reporting.....	722	496	99	45	59	8	15
11	acres.....	21,857	13,842	3,207	1,853	2,517	289	149
12	bushels.....	720,750	434,888	110,472	70,525	87,403	11,972	5,490
13	Cotton harvested..... multiple units reporting..	138	70	26	14	21	5	2
14	subunits reporting.....	407	95	58	39	115	55	45
15	acres.....	8,445	1,485	1,413	798	3,236	957	556
16	bales.....	7,509	1,293	1,234	718	2,929	858	477
17	Tobacco harvested..... multiple units reporting..	300	261	28	7	4	.....	.....
18	subunits reporting.....	421	332	54	18	17	.....	.....
19	acres.....	1,466	1,151	185	67	63	.....	.....
20	pounds.....	1,609,888	1,256,636	206,052	74,590	72,610	.....	.....
21	Peanuts harvested for picking or threshing..... multiple units reporting..	.....	.....	.....	.....	.....	.....	.....
22	subunits reporting.....	.....	.....	.....	.....	.....	.....	.....
23	acres.....	.....	.....	.....	.....	.....	.....	.....
24	pounds.....	.....	.....	.....	.....	.....	.....	.....
25	Horses and mules..... multiple units reporting..	409	316	47	17	23	4	2
26	number.....	1,655	1,044	233	96	208	38	36
Landlord-tenant operations containing multiple units:								
27	All subunits including home farm..... number..	1,520	918	185	97	181	70	69
28	Land in all subunits including home farm..... acres..	144,208	85,686	23,311	10,488	17,881	3,542	3,300
29	Owned by operator of multiple unit..... acres..	115,520	74,222	14,663	6,984	12,989	3,542	3,120
30	Rented by operator of multiple unit..... acres..	28,688	11,464	8,648	3,504	4,892	.....	180
31	Subunits not included in multiple units..... operators reporting..	124	97	10	5	8	3	1
32	number.....	228	138	17	13	27	11	22
33	Share tenants..... number..	117	61	11	9	21	9	6
34	Other tenants, not croppers nor share tenants..... number..	111	77	6	4	6	2	16
35	Land in subunits not included in multiple units..... acres..	16,929	5,733	4,579	481	4,722	386	1,028

Economic Area Table 5.—MULTIPLE-UNIT OPERATIONS, BY NUMBER OF SUBUNITS: CENSUS OF 1950—Continued

[Data for units, land in units, and number of horses and mules relate to April 1, 1950; those for cropland harvested and crops harvested relate to 1949]

Item (For definitions and explanations, see text)	Area 2						
	Total	Number of subunits					
		2	3	4	5 to 9	10 to 19	20 and over
1 Multiple-unit operations.....number..	450	348	68	14	18	1	1
2 Subunits in multiple-unit operations.....total number..	1,115	696	204	56	109	15	35
3 Home farms.....number..	429	331	68	12	17	1	.....
4 Cropper farms.....number..	686	365	136	44	92	14	35
5 Land in multiple-unit operations.....total acres..	117,335	70,121	23,230	7,245	14,406	1,603	730
6 Home farms.....acres..	93,642	55,660	20,540	5,123	11,505	814	.....
7 Cropper farms.....acres..	23,693	14,461	2,690	2,122	2,901	789	730
8 Cropland harvested.....total acres..	56,783	33,411	12,295	4,005	6,341	440	291
9 Corn harvested for grain.....multiple units reporting..	397	303	63	13	16	1	1
10 subunits reporting..	685	450	140	31	59	2	3
11 acres..	24,436	14,501	5,549	1,320	2,822	223	21
12 bushels..	889,241	526,022	205,877	45,814	100,508	10,400	620
13 Cotton harvested.....multiple units reporting..	.....	.....	.....	.....	.....	.....	.....
14 subunits reporting..	.....	.....	.....	.....	.....	.....	.....
15 acres..	.....	.....	.....	.....	.....	.....	.....
16 bales..	.....	.....	.....	.....	.....	.....	.....
17 Tobacco harvested.....multiple units reporting..	389	294	65	12	16	1	1
18 subunits reporting..	694	410	140	32	73	9	30
19 acres..	2,310	1,361	454	116	270	39	70
20 pounds..	2,510,171	1,482,404	541,111	121,302	255,451	39,100	70,803
21 Peanuts harvested for picking or threshing.....multiple units reporting..	.....	.....	.....	.....	.....	.....	.....
22 subunits reporting..	.....	.....	.....	.....	.....	.....	.....
23 acres..	.....	.....	.....	.....	.....	.....	.....
24 pounds..	.....	.....	.....	.....	.....	.....	.....
25 Horses and mules.....multiple units reporting..	368	285	54	12	15	1	1
26 number..	1,544	1,080	244	55	119	26	20
Landlord-tenant operations containing multiple units:							
27 All subunits including home farm.....number..	1,294	794	228	59	119	18	76
28 Land in all subunits including home farm.....acres..	134,369	78,549	24,440	8,260	15,547	1,987	5,586
29 Owned by operator of multiple unit.....acres..	107,047	62,095	18,721	6,383	12,373	1,889	5,586
30 Rented by operator of multiple unit.....acres..	27,322	16,454	5,719	1,877	3,174	98	.....
31 Subunits not included in multiple units.....operators reporting..	102	75	17	2	6	1	1
32 number..	179	98	24	3	10	3	41
33 Share tenants.....number..	85	53	12	1	4	2	13
34 Other tenants, not croppers nor share tenants.....number..	94	45	12	2	6	1	28
35 Land in subunits not included in multiple units.....acres..	17,034	8,428	1,210	1,015	1,141	384	4,856

Item (For definitions and explanations, see text)	Area 3a						
	Total	Number of subunits					
		2	3	4	5 to 9	10 to 19	20 and over
1 Multiple-unit operations.....number..	691	561	95	22	13	.....	.....
2 Subunits in multiple-unit operations.....total number..	1,564	1,122	285	88	69	.....	.....
3 Home farms.....number..	678	551	93	22	12	.....	.....
4 Cropper farms.....number..	886	571	192	66	57	.....	.....
5 Land in multiple-unit operations.....total acres..	186,332	125,468	35,741	12,678	12,445	.....	.....
6 Home farms.....acres..	159,923	106,244	30,614	11,465	11,600	.....	.....
7 Cropper farms.....acres..	26,409	19,224	5,127	1,213	845	.....	.....
8 Cropland harvested.....total acres..	56,018	36,310	11,995	3,894	3,819	.....	.....
9 Corn harvested for grain.....multiple units reporting..	647	526	92	17	12	.....	.....
10 subunits reporting..	1,011	758	173	45	35	.....	.....
11 acres..	24,305	16,727	4,974	1,200	1,404	.....	.....
12 bushels..	718,959	478,653	164,666	38,470	37,170	.....	.....
13 Cotton harvested.....multiple units reporting..	.....	.....	.....	.....	.....	.....	.....
14 subunits reporting..	.....	.....	.....	.....	.....	.....	.....
15 acres..	.....	.....	.....	.....	.....	.....	.....
16 bales..	.....	.....	.....	.....	.....	.....	.....
17 Tobacco harvested.....multiple units reporting..	577	457	86	21	13	.....	.....
18 subunits reporting..	913	631	174	57	51	.....	.....
19 acres..	2,354	1,465	484	177	228	.....	.....
20 pounds..	2,585,986	1,565,096	546,367	228,923	245,600	.....	.....
21 Peanuts harvested for picking or threshing.....multiple units reporting..	.....	.....	.....	.....	.....	.....	.....
22 subunits reporting..	.....	.....	.....	.....	.....	.....	.....
23 acres..	.....	.....	.....	.....	.....	.....	.....
24 pounds..	.....	.....	.....	.....	.....	.....	.....
25 Horses and mules.....multiple units reporting..	584	471	83	18	12	.....	.....
26 number..	2,069	1,557	335	86	91	.....	.....
Landlord-tenant operations containing multiple units:							
27 All subunits including home farm.....number..	1,762	1,277	311	94	80	.....	.....
28 Land in all subunits including home farm.....acres..	194,957	132,362	36,884	12,940	12,771	.....	.....
29 Owned by operator of multiple unit.....acres..	175,993	118,951	33,437	11,218	12,387	.....	.....
30 Rented by operator of multiple unit.....acres..	18,964	13,411	3,447	1,722	384	.....	.....
31 Subunits not included in multiple units.....operators reporting..	135	101	22	5	7	.....	.....
32 number..	198	155	26	6	11	.....	.....
33 Share tenants.....number..	76	53	16	1	6	.....	.....
34 Other tenants, not croppers nor share tenants.....number..	122	102	10	5	5	.....	.....
35 Land in subunits not included in multiple units.....acres..	8,625	6,894	1,143	262	326	.....	.....

MULTIPLE-UNIT OPERATIONS

Economic Area Table 5.—MULTIPLE-UNIT OPERATIONS, BY NUMBER OF SUBUNITS: CENSUS OF 1950—Continued

[Data for units, land in units, and number of horses and mules relate to April 1, 1950; those for cropland harvested and crops harvested relate to 1949]

Item (For definitions and explanations, see text)	Area 3b						
	Total	Number of subunits					
		2	3	4	5 to 9	10 to 19	20 and over
1 Multiple-unit operations.....number..	1,058	870	139	27	22		
2 Subunits in multiple-unit operations.....total number..	2,393	1,740	417	108	128		
3 Home farms.....number..	1,040	859	135	25	21		
4 Cropper farms.....number..	1,353	881	282	83	107		
5 Land in multiple-unit operations.....total acres..	185,399	126,165	34,800	9,498	14,936		
6 Home farms.....acres..	152,812	106,337	28,008	6,814	11,653		
7 Cropper farms.....acres..	32,587	19,828	6,792	2,684	3,283		
8 Cropland harvested.....total acres..	59,344	40,267	10,029	3,664	5,384		
9 Corn harvested for grain.....multiple units reporting..	978	796	134	27	21		
10 subunits reporting..	1,502	1,116	254	69	63		
11 acres..	24,671	16,950	4,283	1,182	2,256		
12 bushels..	901,971	611,011	165,602	48,578	76,780		
13 Cotton harvested.....multiple units reporting..							
14 subunits reporting..							
15 acres..							
16 bales..							
17 Tobacco harvested.....multiple units reporting..	1,028	842	137	27	22		
18 subunits reporting..	1,668	1,220	280	76	92		
19 acres..	3,801	2,600	690	208	303		
20 pounds..	4,553,085	3,060,280	841,685	270,099	381,021		
21 Peanuts harvested for picking or threshing.....multiple units reporting..							
22 subunits reporting..							
23 acres..							
24 pounds..							
25 Horses and mules.....multiple units reporting..	898	734	122	24	18		
26 number..	2,916	2,142	500	138	136		
Landlord-tenant operations containing multiple units:							
27 All subunits including home farm.....number..	2,643	1,931	461	120	131		
28 Land in all subunits including home farm.....acres..	194,073	131,815	36,932	10,219	15,107		
29 Owned by operator of multiple unit.....acres..	180,080	121,899	34,381	9,788	14,012		
30 Rented by operator of multiple unit.....acres..	13,993	9,916	2,551	431	1,095		
31 Subunits not included in multiple units.....operators reporting..	197	157	32	5	3		
32 number..	250	191	44	12	3		
33 Share tenants.....number..	112	77	25	8	2		
34 Other tenants, not croppers nor share tenants.....number..	138	114	19	4	1		
35 Land in subunits not included in multiple units.....acres..	8,674	5,650	2,132	721	171		

Item (For definitions and explanations, see text)	Area 4						
	Total	Number of subunits					
		2	3	4	5 to 9	10 to 19	20 and over
1 Multiple-unit operations.....number..	2,099	1,585	334	91	46	3	
2 Subunits in multiple-unit operations.....total number..	4,858	3,170	1,002	364	287	35	
3 Home farms.....number..	2,006	1,540	328	90	45	3	
4 Cropper farms.....number..	2,852	1,630	674	274	242	32	
5 Land in multiple-unit operations.....total acres..	476,616	288,888	108,373	42,424	32,080	4,851	
6 Home farms.....acres..	404,642	246,361	91,193	35,128	27,677	4,283	
7 Cropper farms.....acres..	71,974	42,527	17,180	7,296	4,403	568	
8 Cropland harvested.....total acres..	188,909	112,209	41,729	18,594	14,290	2,087	
9 Corn harvested for grain.....multiple units reporting..	1,942	1,481	323	90	45	3	
10 subunits reporting..	3,331	2,180	690	258	181	22	
11 acres..	79,762	48,658	17,450	7,806	4,998	850	
12 bushels..	2,985,905	1,731,653	664,364	328,182	222,156	39,550	
13 Cotton harvested.....multiple units reporting..							
14 subunits reporting..							
15 acres..							
16 bales..							
17 Tobacco harvested.....multiple units reporting..	1,998	1,529	330	90	46	3	
18 subunits reporting..	3,413	2,160	717	285	226	25	
19 acres..	10,825	6,182	2,498	1,030	974	141	
20 pounds..	13,438,168	7,620,964	3,013,505	1,366,186	1,262,300	175,213	
21 Peanuts harvested for picking or threshing.....multiple units reporting..							
22 subunits reporting..							
23 acres..							
24 pounds..							
25 Horses and mules.....multiple units reporting..	1,777	1,343	301	85	45	3	
26 number..	6,025	3,888	1,278	456	354	49	
Landlord-tenant operations containing multiple units:							
27 All subunits including home farm.....number..	5,307	3,461	1,101	388	317	40	
28 Land in all subunits including home farm.....acres..	503,045	302,910	114,652	45,556	34,696	5,231	
29 Owned by operator of multiple unit.....acres..	451,068	271,469	103,164	39,834	32,170	4,431	
30 Rented by operator of multiple unit.....acres..	51,977	31,441	11,488	5,722	2,526	800	
31 Subunits not included in multiple units.....operators reporting..	335	245	59	17	12	2	
32 number..	449	291	99	24	30	5	
33 Share tenants.....number..	222	131	56	17	17	1	
34 Other tenants, not croppers nor share tenants.....number..	227	160	43	7	13	4	
35 Land in subunits not included in multiple units.....acres..	26,429	14,022	6,279	3,132	2,616	380	



Economic Area Table 5.—MULTIPLE-UNIT OPERATIONS, BY NUMBER OF SUBUNITS: CENSUS OF 1950—Continued

[Data for units, land in units, and number of horses and mules relate to April 1, 1950; those for cropland harvested and crops harvested relate to 1949]

Item (For definitions and explanations, see text)		Area 5						
		Total	Number of subunits					
			2	3	4	5 to 9	10 to 19	20 and over
1	Multiple-unit operations.....number..	2,320	1,931	276	76	34	3	
2	Subunits in multiple-unit operations.....total number..	5,220	3,862	828	304	193	33	
3	Home farms.....number..	2,289	1,903	273	76	34	3	
4	Cropper farms.....number..	2,931	1,959	555	228	159	30	
5	Land in multiple-unit operations.....total acres..	442,169	302,134	76,271	31,602	22,512	9,650	
6	Home farms.....acres..	373,128	256,469	63,965	26,687	17,943	8,064	
7	Cropper farms.....acres..	69,041	45,665	12,306	4,915	4,569	1,586	
8	Cropland harvested.....total acres..	121,956	84,774	21,693	8,457	5,951	1,081	
9	Corn harvested for grain.....multiple units reporting..	2,087	1,722	255	74	33	3	
10	subunits reporting.....	3,168	2,358	486	168	124	32	
11	acres.....	49,277	34,069	8,721	3,491	2,351	645	
12	bushels.....	1,622,775	1,114,490	289,568	120,930	77,397	20,390	
13	Cotton harvested.....multiple units reporting..							
14	subunits reporting.....							
15	acres.....							
16	bales.....							
17	Tobacco harvested.....multiple units reporting..	2,195	1,811	271	76	34	3	
18	subunits reporting.....	3,380	2,447	536	220	149	28	
19	acres.....	6,241	4,183	1,125	470	394	69	
20	pounds.....	7,934,865	5,368,544	1,371,372	627,107	497,944	69,898	
21	Peanuts harvested for picking or threshing.....multiple units reporting..							
22	subunits reporting.....							
23	acres.....							
24	pounds.....							
25	Horses and mules.....multiple units reporting..	1,933	1,595	234	71	30	3	
26	number.....	6,210	4,625	921	364	233	67	
Landlord-tenant operations containing multiple units:								
27	All subunits including home farm.....number..	5,871	4,339	929	335	219	49	
28	Land in all subunits including home farm.....acres..	463,228	314,531	80,146	32,862	24,989	10,700	
29	Owned by operator of multiple unit.....acres..	426,857	290,867	71,185	30,171	23,934	10,700	
30	Rented by operator of multiple unit.....acres..	36,371	23,664	8,961	2,691	1,055		
31	Subunits not included in multiple units.....operators reporting..	485	379	71	20	12	3	
32	number.....	651	477	101	31	26	16	
33	Share tenants.....number..	257	181	40	18	12	6	
34	Other tenants, not croppers nor share tenants.....number..	394	296	61	13	14	10	
35	Land in subunits not included in multiple units.....acres..	21,059	12,397	3,875	1,260	2,477	1,050	

Item (For definitions and explanations, see text)		Areas 6, A, and B						
		Total	Number of subunits					
			2	3	4	5 to 9	10 to 19	20 and over
1	Multiple-unit operations.....number..	3,591	2,805	530	148	93	14	1
2	Subunits in multiple-unit operations.....total number..	8,498	5,610	1,590	592	523	163	20
3	Home farms.....number..	3,493	2,724	516	146	92	14	1
4	Cropper farms.....number..	5,005	2,886	1,074	446	431	149	19
5	Land in multiple-unit operations.....total acres..	776,137	472,750	149,215	71,668	60,933	20,371	1,200
6	Home farms.....acres..	669,544	415,423	126,426	60,309	52,319	13,959	1,108
7	Cropper farms.....acres..	106,593	57,327	22,789	11,359	8,614	6,412	92
8	Cropland harvested.....total acres..	194,851	115,544	40,233	17,639	16,010	4,507	918
9	Corn harvested for grain.....multiple units reporting..	2,968	2,255	484	131	83	14	1
10	subunits reporting.....	4,426	2,939	853	311	231	88	4
11	acres.....	54,116	32,647	11,427	4,879	3,457	1,479	227
12	bushels.....	2,437,857	1,449,972	511,340	236,013	161,353	64,424	14,755
13	Cotton harvested.....multiple units reporting..							
14	subunits reporting.....							
15	acres.....							
16	bales.....							
17	Tobacco harvested.....multiple units reporting..	3,478	2,701	522	147	93	14	1
18	subunits reporting.....	5,913	3,746	1,151	438	429	130	19
19	acres.....	20,831	12,088	4,229	1,893	1,807	759	55
20	pounds.....	28,291,957	16,283,098	5,817,578	2,619,144	2,499,127	988,010	85,000
21	Peanuts harvested for picking or threshing.....multiple units reporting..							
22	subunits reporting.....							
23	acres.....							
24	pounds.....							
25	Horses and mules.....multiple units reporting..	3,123	2,406	479	139	86	12	1
26	number.....	12,611	8,277	2,402	892	865	157	18
Landlord-tenant operations containing multiple units:								
27	All subunits including home farm.....number..	9,860	6,534	1,820	694	603	189	20
28	Land in all subunits including home farm.....acres..	826,231	504,829	159,842	75,780	63,759	20,821	1,200
29	Owned by operator of multiple unit.....acres..	753,790	460,714	145,965	69,044	57,234	20,038	795
30	Rented by operator of multiple unit.....acres..	72,441	44,115	13,877	6,736	6,525	783	405
31	Subunits not included in multiple units.....operators reporting..	866	616	148	54	39	9	
32	number.....	1,362	924	230	102	80	26	
33	Share tenants.....number..	691	465	118	57	40	11	
34	Other tenants, not croppers nor share tenants.....number..	671	459	112	45	40	15	
35	Land in subunits not included in multiple units.....acres..	50,094	32,079	10,627	4,112	2,826	450	

## MULTIPLE-UNIT OPERATIONS

Economic Area Table 5.—MULTIPLE-UNIT OPERATIONS, BY NUMBER OF SUBUNITS: CENSUS OF 1950—Continued

[Data for units, land in units, and number of horses and mules relate to April 1, 1950; those for cropland harvested and crops harvested relate to 1949]

Item (For definitions and explanations, see text)		Area 7					
		Total	Number of subunits				
			2	3	4	5 to 9	10 to 19
1	Multiple-unit operations.....number..	1,032	746	176	53	55	2
2	Subunits in multiple-unit operations.....total number..	2,574	1,492	528	212	316	26
3	Home farms.....number..	1,001	726	170	51	53	1
4	Cropper farms.....number..	1,573	766	358	161	263	25
5	Land in multiple-unit operations.....total acres..	289,017	150,681	64,554	25,150	47,208	1,424
6	Home farms.....acres..	261,689	135,287	59,253	22,467	43,370	1,312
7	Cropper farms.....acres..	27,328	15,394	5,301	2,683	3,838	112
8	Cropland harvested.....total acres..	79,311	39,549	16,568	7,616	15,286	292
9	Corn harvested for grain.....multiple units reporting..	720	508	129	40	43	
10	subunits reporting..	982	615	191	69	107	
11	acres..	12,417	7,045	2,665	1,232	1,475	
12	bushels..	571,234	322,778	116,343	61,465	70,648	
13	Cotton harvested.....multiple units reporting..						
14	subunits reporting..						
15	acres..						
16	bales..						
17	Tobacco harvested.....multiple units reporting..	1,001	719	173	52	55	2
18	subunits reporting..	1,800	976	384	164	250	26
19	acres..	9,898	5,165	2,127	982	1,501	123
20	pounds..	14,521,015	7,591,449	3,106,300	1,441,337	2,154,529	227,400
21	Peanuts harvested for picking or threshing.....multiple units reporting..						
22	subunits reporting..						
23	acres..						
24	pounds..						
25	Horses and mules.....multiple units reporting..	843	600	149	46	47	1
26	number..	4,134	2,620	738	267	491	18
Landlord-tenant operations containing multiple units:							
27	All subunits including home farm.....number..	3,102	1,806	650	253	364	29
28	Land in all subunits including home farm.....acres..	312,418	166,744	67,825	27,676	48,737	1,436
29	Owned by operator of multiple unit.....acres..	265,887	143,067	56,163	23,478	41,743	1,436
30	Rented by operator of multiple unit.....acres..	46,531	23,677	11,662	4,198	6,994	
31	Subunits not included in multiple units.....operators reporting..	312	196	65	25	24	2
32	number..	528	314	122	41	48	3
33	Share tenants.....number..	256	151	57	27	21	
34	Other tenants, not croppers nor share tenants.....number..	272	163	65	14	27	3
35	Land in subunits not included in multiple units.....acres..	23,401	16,063	3,271	2,526	1,529	12

Item (For definitions and explanations, see text)		Areas 8 (part) and C					
		Total	Number of subunits				
			2	3	4	5 to 9	10 to 19
1	Multiple-unit operations.....number..	836	719	86	21	10	
2	Subunits in multiple-unit operations.....total number..	1,834	1,438	258	84	54	
3	Home farms.....number..	831	716	84	21	10	
4	Cropper farms.....number..	1,003	722	174	63	44	
5	Land in multiple-unit operations.....total acres..	168,239	126,087	23,912	11,478	6,762	
6	Home farms.....acres..	144,326	107,990	20,335	10,540	5,461	
7	Cropper farms.....acres..	23,913	18,097	3,577	938	1,301	
8	Cropland harvested.....total acres..	26,810	20,068	4,107	1,559	1,076	
9	Corn harvested for grain.....multiple units reporting..	715	609	76	20	10	
10	subunits reporting..	1,124	888	155	45	36	
11	acres..	9,764	7,422	1,497	450	395	
12	bushels..	337,852	249,974	60,157	12,801	14,920	
13	Cotton harvested.....multiple units reporting..						
14	subunits reporting..						
15	acres..						
16	bales..						
17	Tobacco harvested.....multiple units reporting..	717	613	75	19	10	
18	subunits reporting..	1,045	833	127	47	38	
19	acres..	1,869	1,395	266	122	86	
20	pounds..	2,524,712	1,893,399	344,164	160,536	126,613	
21	Peanuts harvested for picking or threshing.....multiple units reporting..						
22	subunits reporting..						
23	acres..						
24	pounds..						
25	Horses and mules.....multiple units reporting..	697	600	68	19	10	
26	number..	1,938	1,550	212	86	90	
Landlord-tenant operations containing multiple units:							
27	All subunits including home farm.....number..	2,052	1,607	293	94	58	
28	Land in all subunits including home farm.....acres..	172,416	129,355	24,609	11,658	6,794	
29	Owned by operator of multiple unit.....acres..	165,254	125,770	23,062	10,953	5,469	
30	Rented by operator of multiple unit.....acres..	7,162	3,585	1,547	705	1,325	
31	Subunits not included in multiple units.....operators reporting..	163	127	25	8	3	
32	number..	218	169	35	10	4	
33	Share tenants.....number..	92	66	21	4	1	
34	Other tenants, not croppers nor share tenants.....number..	126	103	14	6	3	
35	Land in subunits not included in multiple units.....acres..	4,177	3,268	697	180	32	

Economic Area Table 6.—MULTIPLE-UNIT OPERATIONS, BY KIND OF TENANTS IN LANDLORD-TENANT OPERATION: CENSUS OF 1950

[Data for units, land in units, and number of horses and mules relate to April 1, 1950; those for cropland harvested and crops harvested relate to 1949]

Item (For definitions and explanations, see text)	Total, selected areas				Area 1			
	Total	Kind of tenant in landlord-tenant operation			Total	Kind of tenant in landlord-tenant operation		
		Croppers only	Croppers, share, and/or other tenants only	Croppers and tenants other than share tenants only		Croppers only	Croppers, share, and/or other tenants only	Croppers and tenants other than share tenants only
1 Multiple-unit operations.....number..	12,536	9,817	1,382	1,337	499	375	69	55
2 Subunits in multiple-unit operations.....total number..	29,348	22,495	3,618	3,235	1,292	939	237	116
3 Home farms.....number..	12,256	9,621	1,333	1,302	489	367	68	54
4 Cropper farms.....number..	17,092	12,874	2,285	1,933	803	572	169	62
5 Land in multiple-unit operations.....total acres..	2,768,523	1,928,630	484,721	355,172	127,279	87,792	29,420	10,067
6 Home farms.....acres..	2,363,739	1,633,561	417,020	313,158	104,033	72,385	23,167	8,481
7 Cropper farms.....acres..	404,784	295,069	67,701	42,014	23,246	15,407	6,253	1,586
8 Cropland harvested.....total acres..	839,734	616,845	125,054	97,835	55,752	40,234	11,485	4,033
9 Corn harvested for grain.....multiple units reporting..	10,900	8,627	1,153	1,120	446	340	61	45
10 subunits reporting..	16,951	13,334	1,883	1,734	722	535	125	62
11 acres..	300,605	230,374	39,076	31,158	21,857	15,741	4,319	1,797
12 bushels..	11,186,544	8,540,598	1,437,264	1,208,682	720,750	523,038	141,787	55,925
13 Cotton harvested.....multiple units reporting..	407	294	102	11	107	111	23	4
14 subunits reporting..	8,445	6,250	1,813	382	8,445	6,250	1,813	382
15 acres..	7,509	5,398	1,844	267	7,509	5,398	1,844	267
16 bales..	11,683	9,207	1,264	1,212	300	231	34	35
17 Tobacco harvested.....multiple units reporting..	19,247	14,913	2,281	2,053	421	326	56	39
18 subunits reporting..	59,595	44,083	8,488	7,024	1,466	1,104	206	156
19 acres..	77,969,847	57,390,625	11,206,447	9,372,775	1,609,888	1,227,525	202,402	179,961
20 pounds..	.....	.....	.....	.....	.....	.....	.....	.....
21 Peanuts harvested for picking or threshing.....multiple units reporting..	.....	.....	.....	.....	.....	.....	.....	.....
22 subunits reporting..	.....	.....	.....	.....	.....	.....	.....	.....
23 acres..	.....	.....	.....	.....	.....	.....	.....	.....
24 pounds..	.....	.....	.....	.....	.....	.....	.....	.....
25 Horses and mules.....multiple units reporting..	10,632	8,427	1,144	1,061	409	319	47	43
26 number..	39,102	28,985	5,636	4,481	1,655	1,190	288	177
Landlord-tenant operations containing multiple units:								
27 All subunits including home farm.....number..	33,411	22,495	6,014	4,902	1,520	939	396	185
28 Land in all subunits including home farm.....acres..	2,944,945	1,928,630	623,392	392,923	144,208	87,792	44,563	11,853
29 Owned by operator of multiple unit.....acres..	2,641,496	1,713,130	565,296	363,070	115,520	68,296	35,755	11,469
30 Rented by operator of multiple unit.....acres..	303,449	215,500	58,096	29,853	28,688	19,496	8,808	384
31 Subunits not included in multiple units.....operators reporting..	2,719	.....	1,382	1,337	124	.....	69	55
32 number..	4,063	.....	2,396	1,667	228	.....	159	69
33 Share tenants.....number..	1,908	.....	1,908	.....	117	.....	117	.....
34 Other tenants, not croppers nor share tenants.....number..	2,155	.....	1,488	.....	111	.....	42	69
35 Land in subunits not included in multiple units.....acres..	176,422	.....	138,671	37,751	16,929	.....	15,143	1,786

Item (For definitions and explanations, see text)	Area 2				Area 3a			
	Total	Kind of tenant in landlord-tenant operation			Total	Kind of tenant in landlord-tenant operation		
		Croppers only	Croppers, share, and/or other tenants only	Croppers and tenants other than share tenants only		Croppers only	Croppers, share, and/or other tenants only	Croppers and tenants other than share tenants only
1 Multiple-unit operations.....number..	450	348	59	43	691	556	57	78
2 Subunits in multiple-unit operations.....total number..	1,115	823	189	103	1,564	1,239	141	184
3 Home farms.....number..	429	334	55	40	678	548	53	77
4 Cropper farms.....number..	686	489	134	63	886	691	88	107
5 Land in multiple-unit operations.....total acres..	117,335	85,289	20,256	11,790	186,332	137,331	26,149	22,852
6 Home farms.....acres..	93,642	69,613	13,471	10,558	159,923	116,838	22,969	20,116
7 Cropper farms.....acres..	23,693	15,676	6,785	1,232	26,409	20,493	3,180	2,736
8 Cropland harvested.....total acres..	56,783	44,479	7,443	4,861	56,018	43,094	7,216	5,708
9 Corn harvested for grain.....multiple units reporting..	397	318	45	34	647	527	51	69
10 subunits reporting..	685	544	83	58	1,011	820	84	107
11 acres..	24,436	19,194	3,219	2,023	24,305	19,419	2,468	2,418
12 bushels..	889,241	695,472	126,892	66,877	718,959	572,016	69,565	77,378
13 Cotton harvested.....multiple units reporting..	.....	.....	.....	.....	.....	.....	.....	.....
14 subunits reporting..	.....	.....	.....	.....	.....	.....	.....	.....
15 acres..	.....	.....	.....	.....	.....	.....	.....	.....
16 bales..	.....	.....	.....	.....	.....	.....	.....	.....
17 Tobacco harvested.....multiple units reporting..	389	308	44	37	577	467	47	63
18 subunits reporting..	694	527	105	62	913	747	72	94
19 acres..	2,310	1,804	292	214	2,354	1,848	264	242
20 pounds..	2,510,171	1,983,384	295,627	231,160	2,585,986	2,051,792	260,936	273,258
21 Peanuts harvested for picking or threshing.....multiple units reporting..	.....	.....	.....	.....	.....	.....	.....	.....
22 subunits reporting..	.....	.....	.....	.....	.....	.....	.....	.....
23 acres..	.....	.....	.....	.....	.....	.....	.....	.....
24 pounds..	.....	.....	.....	.....	.....	.....	.....	.....
25 Horses and mules.....multiple units reporting..	368	292	45	31	584	473	44	67
26 number..	1,544	1,185	241	118	2,069	1,623	203	243
Landlord-tenant operations containing multiple units:								
27 All subunits including home farm.....number..	1,294	823	315	156	1,762	1,239	248	275
28 Land in all subunits including home farm.....acres..	134,369	85,289	34,900	14,180	194,957	137,331	32,957	24,669
29 Owned by operator of multiple unit.....acres..	107,047	63,773	32,047	11,227	175,993	125,745	29,506	20,742
30 Rented by operator of multiple unit.....acres..	27,322	21,516	2,853	2,953	18,964	11,586	3,451	3,927
31 Subunits not included in multiple units.....operators reporting..	102	.....	59	43	135	.....	57	78
32 number..	179	.....	126	53	198	.....	107	91
33 Share tenants.....number..	85	.....	85	.....	76	.....	76	.....
34 Other tenants, not croppers nor share tenants.....number..	94	.....	41	53	122	.....	31	91
35 Land in subunits not included in multiple units.....acres..	17,034	.....	14,644	2,390	8,625	.....	6,808	1,817

MULTIPLE-UNIT OPERATIONS

Economic Area Table 6.—MULTIPLE-UNIT OPERATIONS, BY KIND OF TENANTS IN LANDLORD-TENANT OPERATION: CENSUS OF 1950—Continued

[Data for units, land in units, and number of horses and mules relate to April 1, 1950; those for cropland harvested and crops harvested relate to 1949]

Item (For definitions and explanations, see text)	Area 3b				Area 4			
	Total	Kind of tenant in landlord-tenant operation			Total	Kind of tenant in landlord-tenant operation		
		Croppers only	Croppers, share, and/or other tenants only	Croppers and tenants other than share tenants only		Croppers only	Croppers, share, and/or other tenants only	Croppers and tenants other than share tenants only
1 Multiple-unit operations.....number..	1,058	861	88	109	2,059	1,724	170	165
2 Subunits in multiple-unit operations.....total number..	2,393	1,944	204	245	4,858	4,012	440	406
3 Home farms.....number..	1,040	846	87	107	2,006	1,682	163	161
4 Cropper farms.....number..	1,353	1,098	117	138	2,852	2,330	277	245
5 Land in multiple-unit operations.....total acres..	185,399	145,479	21,095	18,825	476,616	373,413	57,815	45,388
6 Home farms.....acres..	152,812	120,023	17,937	14,852	404,642	317,583	47,259	39,800
7 Cropper farms.....acres..	32,587	25,456	3,158	3,973	71,974	55,830	10,556	5,588
8 Cropland harvested.....total acres..	59,344	48,587	5,236	5,521	188,909	149,904	22,278	16,727
9 Corn harvested for grain.....multiple units reporting..	978	806	81	91	1,942	1,632	159	151
10 subunits reporting..	1,502	1,252	115	135	3,331	2,775	291	265
11 acres..	24,671	20,526	2,025	2,120	79,762	63,407	9,245	7,110
12 bushels..	901,971	761,623	67,502	72,846	2,985,905	2,377,166	334,121	274,618
13 Cotton harvested.....multiple units reporting..	.....	.....	.....	.....	.....	.....	.....	.....
14 subunits reporting..	.....	.....	.....	.....	.....	.....	.....	.....
15 acres..	.....	.....	.....	.....	.....	.....	.....	.....
16 bales..	.....	.....	.....	.....	.....	.....	.....	.....
17 Tobacco harvested.....multiple units reporting..	1,028	839	84	105	1,998	1,680	164	154
18 subunits reporting..	1,668	1,373	140	155	3,413	2,829	306	278
19 acres..	3,801	3,132	341	328	10,825	8,667	1,185	973
20 pounds..	4,553,085	3,789,807	386,444	376,834	13,438,168	10,746,573	1,495,815	1,195,780
21 Peanuts harvested for picking or threshing.....multiple units reporting..	.....	.....	.....	.....	.....	.....	.....	.....
22 subunits reporting..	.....	.....	.....	.....	.....	.....	.....	.....
23 acres..	.....	.....	.....	.....	.....	.....	.....	.....
24 pounds..	.....	.....	.....	.....	.....	.....	.....	.....
25 Horses and mules.....multiple units reporting..	898	741	78	79	1,777	1,497	147	133
26 number..	2,916	2,350	283	283	6,025	4,919	645	461
Landlord-tenant operations containing multiple units:								
27 All subunits including home farm.....number..	2,643	1,944	333	366	5,307	4,012	696	599
28 Land in all subunits including home farm.....acres..	194,073	145,479	26,760	21,834	503,045	373,413	77,582	52,050
29 Owned by operator of multiple unit.....acres..	180,080	133,016	26,004	21,060	451,068	329,723	71,932	49,413
30 Rented by operator of multiple unit.....acres..	13,993	12,463	756	774	51,977	43,690	5,650	2,637
31 Subunits not included in multiple units.....operators reporting..	197	.....	88	109	335	.....	170	165
32 number..	250	.....	129	121	449	.....	256	193
33 Share tenants.....number..	112	.....	112	.....	222	.....	222	.....
34 Other tenants, not croppers nor share tenants.....number..	138	.....	17	121	227	.....	34	193
35 Land in subunits not included in multiple units.....acres..	8,674	.....	5,665	3,009	26,429	.....	19,767	6,662

Item (For definitions and explanations, see text)	Area 5				Areas 6, A, and B			
	Total	Kind of tenant in landlord-tenant operation			Total	Kind of tenant in landlord-tenant operation		
		Croppers only	Croppers, share, and/or other tenants only	Croppers and tenants other than share tenants only		Croppers only	Croppers, share, and/or other tenants only	Croppers and tenants other than share tenants only
1 Multiple-unit operations.....number..	2,320	1,835	205	280	3,591	2,725	470	396
2 Subunits in multiple-unit operations.....total number..	5,220	4,063	517	640	8,498	6,295	1,207	996
3 Home farms.....number..	2,289	1,813	197	279	3,493	2,663	453	377
4 Cropper farms.....number..	2,931	2,250	320	361	5,005	3,632	754	619
5 Land in multiple-unit operations.....total acres..	442,169	315,788	66,157	60,224	776,137	513,281	155,327	107,529
6 Home farms.....acres..	373,128	264,440	57,110	51,578	669,544	438,588	134,655	96,301
7 Cropper farms.....acres..	69,041	51,348	9,047	8,646	106,593	74,693	20,672	11,228
8 Cropland harvested.....total acres..	121,956	93,019	12,753	16,184	194,851	135,364	34,525	24,962
9 Corn harvested for grain.....multiple units reporting..	2,087	1,668	186	233	2,968	2,268	375	325
10 subunits reporting..	3,168	2,489	317	362	4,426	3,351	574	501
11 acres..	49,277	38,055	5,613	5,609	54,116	38,980	8,384	6,752
12 bushels..	1,622,775	1,252,824	175,700	194,251	2,437,857	1,745,980	362,999	328,878
13 Cotton harvested.....multiple units reporting..	.....	.....	.....	.....	.....	.....	.....	.....
14 subunits reporting..	.....	.....	.....	.....	.....	.....	.....	.....
15 acres..	.....	.....	.....	.....	.....	.....	.....	.....
16 bales..	.....	.....	.....	.....	.....	.....	.....	.....
17 Tobacco harvested.....multiple units reporting..	2,195	1,749	195	251	3,478	2,649	452	377
18 subunits reporting..	3,380	2,672	324	384	5,913	4,398	829	686
19 acres..	6,241	4,874	632	735	20,831	14,943	3,187	2,701
20 pounds..	7,934,865	6,268,610	746,748	919,507	28,291,957	20,366,382	4,230,694	3,694,881
21 Peanuts harvested for picking or threshing.....multiple units reporting..	.....	.....	.....	.....	.....	.....	.....	.....
22 subunits reporting..	.....	.....	.....	.....	.....	.....	.....	.....
23 acres..	.....	.....	.....	.....	.....	.....	.....	.....
24 pounds..	.....	.....	.....	.....	.....	.....	.....	.....
25 Horses and mules.....multiple units reporting..	1,933	1,546	167	220	3,123	2,400	395	328
26 number..	6,210	4,772	652	786	12,611	8,941	2,059	1,611
Landlord-tenant operations containing multiple units:								
27 All subunits including home farm.....number..	5,871	4,063	830	978	9,860	6,295	2,044	1,521
28 Land in all subunits including home farm.....acres..	463,228	315,788	80,914	66,526	826,231	513,281	196,204	116,746
29 Owned by operator of multiple unit.....acres..	426,857	288,587	75,760	62,510	753,790	464,475	181,147	108,168
30 Rented by operator of multiple unit.....acres..	36,371	27,201	5,154	4,016	72,441	48,806	15,057	8,578
31 Subunits not included in multiple units.....operators reporting..	485	.....	205	280	866	.....	470	396
32 number..	651	.....	313	338	1,262	.....	837	525
33 Share tenants.....number..	257	.....	257	.....	.....	.....	691	.....
34 Other tenants, not croppers nor share tenants.....number..	394	.....	56	338	671	.....	146	525
35 Land in subunits not included in multiple units.....acres..	21,059	.....	14,757	6,302	50,094	.....	40,877	9,217

Economic Area Table 6.—MULTIPLE-UNIT OPERATIONS, BY KIND OF TENANTS IN LANDLORD-TENANT OPERATION:  
CENSUS OF 1950—Continued

[Data for units, land in units, and number of horses and mules relate to April 1, 1950; those for cropland harvested and crops harvested relate to 1949]

Item (For definitions and explanations, see text)	Area 7				Areas B (part) and C			
	Total	Kind of tenant in landlord-tenant operation			Total	Kind of tenant in landlord-tenant operation		
		Croppers only	Croppers, share, and/or other tenants only	Croppers and tenants other than share tenants only		Croppers only	Croppers, share, and/or other tenants only	Croppers and tenants other than share tenants only
1 Multiple-unit operations.....number..	1,032	720	189	123	836	673	75	88
2 Subunits in multiple-unit operations.....total number..	2,574	1,723	506	345	1,834	1,457	177	200
3 Home farms.....number..	1,001	700	182	119	831	668	75	88
4 Cropper farms.....number..	1,573	1,023	324	226	1,003	789	102	112
5 Land in multiple-unit operations.....total acres..	289,017	148,349	87,920	52,748	168,239	121,908	20,582	25,749
6 Home farms.....acres..	261,689	130,475	82,455	48,759	144,326	103,616	17,997	22,713
7 Cropper farms.....acres..	27,328	17,874	5,465	3,989	23,913	18,292	2,585	3,036
8 Cropland harvested.....total acres..	79,311	42,115	20,857	16,339	26,810	20,049	3,261	3,500
9 Corn harvested for grain.....multiple units reporting..	720	501	125	94	715	567	70	78
10 subunits reporting..	982	679	181	122	1,124	889	113	122
11 acres..	12,417	7,750	2,662	2,005	9,764	7,299	1,141	1,324
12 bushels..	571,234	357,289	117,818	96,127	337,852	255,190	40,880	41,782
13 Cotton harvested.....multiple units reporting..	.....	.....	.....	.....	.....	.....	.....	.....
14 subunits reporting..	.....	.....	.....	.....	.....	.....	.....	.....
15 acres..	.....	.....	.....	.....	.....	.....	.....	.....
16 bales..	.....	.....	.....	.....	.....	.....	.....	.....
17 Tobacco harvested.....multiple units reporting..	1,001	703	181	117	717	581	63	73
18 subunits reporting..	1,800	1,204	350	246	1,045	837	99	109
19 acres..	9,898	6,219	2,194	1,485	1,869	1,492	187	190
20 pounds..	14,521,015	8,941,853	3,326,286	2,252,876	2,524,712	2,014,699	261,495	248,518
21 Peanuts harvested for picking or threshing.....multiple units reporting..	.....	.....	.....	.....	.....	.....	.....	.....
22 subunits reporting..	.....	.....	.....	.....	.....	.....	.....	.....
23 acres..	.....	.....	.....	.....	.....	.....	.....	.....
24 pounds..	.....	.....	.....	.....	.....	.....	.....	.....
25 Horses and mules.....multiple units reporting..	843	593	156	94	697	566	65	66
26 number..	4,134	2,504	1,041	589	1,938	1,501	224	213
Landlord-tenant operations containing multiple units:								
27 All subunits including home farm.....number..	3,102	1,723	865	514	2,052	1,457	287	308
28 Land in all subunits including home farm.....acres..	312,418	148,349	106,102	57,967	172,416	121,908	23,410	27,098
29 Owned by operator of multiple unit.....acres..	265,887	122,522	90,458	52,907	165,254	116,993	22,687	25,574
30 Rented by operator of multiple unit.....acres..	46,531	25,827	15,644	5,060	7,162	4,915	723	1,524
31 Subunits not included in multiple units.....operators reporting..	312	.....	189	123	163	.....	75	88
32 number..	528	.....	359	169	218	.....	110	108
33 Share tenants.....number..	256	.....	256	.....	92	.....	92	.....
34 Other tenants, not croppers nor share tenants.....number..	272	.....	103	169	126	.....	18	108
35 Land in subunits not included in multiple units.....acres..	23,401	.....	18,182	5,219	4,177	.....	2,828	1,349

# LOUISIANA

## State Economic Areas



MULTIPLE UNIT OPERATIONS

Parish Table 1.—MULTIPLE-UNIT OPERATIONS:

[Data for farm units, land in farms, and number of horses and mules relate to

Item (For definitions and explanations, see text)	The State	Acadia	Allen	Ascension	Assumption	Avoyelles	Beauregard	Bienville
All farms.....number..	124,181	3,346	1,295	1,455	409	4,563	1,702	2,126
Land in farms.....acres..	11,202,778	318,535	117,694	112,808	101,845	231,641	171,938	210,760
Cropland harvested.....acres..	3,148,881	144,851	32,711	28,043	49,341	92,401	18,031	37,663
Corn harvested for grain.....farms reporting..	70,261	1,005	544	686	256	3,415	784	1,477
.....acres..	690,809	6,440	3,060	6,064	5,944	37,263	4,315	14,560
.....bushels..	13,030,057	70,676	64,038	128,308	160,077	791,914	85,400	239,349
Cotton harvested.....farms reporting..	64,097	1,765	227	139	4	3,320	131	1,082
.....acres..	916,130	18,660	1,138	620	32	31,264	559	14,474
.....bales..	607,186	12,101	689	299	16	23,029	331	8,048
Rice harvested.....farms reporting..	5,678	1,110	180	2	3	18	23	.....
.....acres..	562,509	106,833	24,777	1,423	463	3,705	4,252	.....
.....162-lb. barrels..	6,555,873	1,333,077	277,761	17,418	5,700	44,166	41,647	.....
Peanuts harvested for picking or threshing.....farms reporting..	3,108	10	24	18	1	8	50	127
.....acres..	2,535	3	27	10	1	10	153	112
.....pounds..	752,159	1,720	10,021	4,483	800	2,425	54,196	24,896
Horses and mules.....farms reporting..	86,195	2,557	1,019	1,024	278	3,377	1,281	1,542
.....number..	233,288	8,597	2,594	2,574	1,134	8,196	3,064	2,888
Multiple-unit operations.....number..	5,244	117	6	8	.....	187	4	64
Subunits in multiple-unit operations.....number..	21,118	341	12	17	.....	573	8	169
Home farms.....number..	4,920	99	6	8	.....	178	4	62
Cropper farms.....number..	16,198	242	6	9	.....	395	4	107
Land owned by landlord.....acres..	1,976,876	46,332	2,104	1,203	.....	35,424	611	21,036
Land rented from others by landlord.....acres..	556,958	9,430	40	531	.....	7,315	.....	2,296
Land in units.....acres..	2,289,204	36,864	2,062	1,726	.....	38,152	611	21,708
Home farms.....acres..	1,948,749	27,476	1,784	1,421	.....	31,186	371	17,746
Cropper farms.....acres..	340,455	9,388	278	305	.....	6,966	240	3,962
Cropland harvested.....acres..	686,786	14,060	505	378	.....	14,818	106	5,458
Corn harvested for grain.....units reporting..	4,328	48	2	7	.....	174	2	61
.....subunits reporting..	11,154	98	4	11	.....	408	3	116
.....acres..	128,960	669	28	62	.....	5,563	12	1,414
.....bushels..	2,688,416	7,655	620	1,179	.....	119,957	245	29,728
Cotton harvested.....units reporting..	4,692	101	1	3	.....	178	1	58
.....subunits reporting..	17,074	212	1	3	.....	438	1	126
.....acres..	329,916	2,215	8	44	.....	4,952	3	2,790
.....bales..	240,436	1,446	4	18	.....	3,825	2	1,680
Rice harvested.....units reporting..	219	45	3	.....	.....	.....	.....	.....
.....subunits reporting..	277	54	4	.....	.....	.....	.....	.....
.....acres..	27,505	7,842	285	.....	.....	.....	.....	.....
.....162-lb. barrels..	351,066	123,099	2,560	.....	.....	.....	.....	.....
Peanuts harvested for picking or threshing.....units reporting..	62	.....	.....	.....	.....	.....	1	2
.....subunits reporting..	76	.....	.....	.....	.....	.....	1	3
.....acres..	127	.....	.....	.....	.....	.....	( <sup>1</sup> )	6
.....pounds..	27,602	.....	.....	.....	.....	.....	300	2,100
Horses and mules.....units reporting..	4,473	96	5	8	.....	165	4	57
.....number..	28,018	721	25	26	.....	914	14	221
Farms not in multiple units.....number..	103,063	3,005	1,283	1,438	409	3,990	1,694	1,957
Land in farms.....acres..	8,913,074	281,691	115,632	111,082	101,845	193,489	171,327	189,052

Item (For definitions and explanations, see text)	Iberia	Iberville	Jackson	Jefferson	Jefferson Davis	Lafayette	Lafourche	La Salle	Lincoln
All farms.....number..	1,069	681	993	254	1,553	2,977	1,058	851	1,949
Land in farms.....acres..	134,218	111,989	77,552	31,540	351,684	131,783	252,094	42,369	188,656
Cropland harvested.....acres..	71,963	35,085	9,921	2,195	120,015	79,905	61,940	5,483	30,741
Corn harvested for grain.....farms reporting..	749	409	598	28	126	1,767	706	421	1,160
.....acres..	17,231	8,526	4,231	213	487	17,219	17,312	2,856	10,399
.....bushels..	255,457	170,311	74,605	6,750	10,487	286,860	249,804	63,346	178,158
Cotton harvested.....farms reporting..	327	125	317	.....	178	2,196	4	128	859
.....acres..	2,542	1,026	2,261	.....	1,090	22,653	365	774	11,988
.....bales..	1,426	518	1,321	.....	615	15,755	189	590	5,486
Rice harvested.....farms reporting..	38	4	.....	.....	783	98	1	.....	.....
.....acres..	6,711	1,538	.....	.....	112,995	7,104	70	.....	.....
.....162-lb. barrels..	67,427	23,600	.....	.....	1,414,237	83,421	860	.....	.....
Peanuts harvested for picking or threshing.....farms reporting..	1	3	81	.....	8	97	2	30	96
.....acres..	1	3	92	.....	4	3	1	32	80
.....pounds..	100	800	19,414	.....	721	6,510	600	14,336	25,234
Horses and mules.....farms reporting..	801	522	727	113	1,093	2,544	738	612	1,312
.....number..	3,033	2,052	1,185	415	3,632	9,511	2,165	1,133	2,780
Multiple-unit operations.....number..	46	8	9	.....	28	178	10	4	96
Subunits in multiple-unit operations.....number..	116	33	19	.....	57	461	25	8	244
Home farms.....number..	41	6	8	.....	27	148	10	3	93
Cropper farms.....number..	75	27	11	.....	30	313	15	5	151
Land owned by landlord.....acres..	10,797	12,108	1,569	.....	9,363	21,888	1,863	585	29,589
Land rented from others by landlord.....acres..	1,145	129	.....	.....	5,493	2,343	274	.....	3,205
Land in units.....acres..	10,362	10,631	1,485	.....	13,030	18,820	1,962	585	31,495
Home farms.....acres..	6,817	8,903	1,199	.....	11,240	8,781	1,485	175	27,209
Cropper farms.....acres..	3,545	1,728	286	.....	1,790	10,039	477	410	4,286
Cropland harvested.....acres..	4,384	2,445	276	.....	4,975	10,150	427	107	6,974
Corn harvested for grain.....units reporting..	40	7	5	.....	7	156	10	4	86
.....subunits reporting..	72	23	8	.....	7	306	16	5	160
.....acres..	1,049	426	67	.....	33	2,754	192	84	2,041
.....bushels..	13,840	9,400	1,372	.....	638	61,760	2,930	1,555	35,820
Cotton harvested.....units reporting..	33	4	6	.....	13	162	.....	2	79
.....subunits reporting..	62	12	8	.....	17	315	.....	2	151
.....acres..	462	125	110	.....	187	3,086	.....	29	2,879
.....bales..	289	69	67	.....	108	2,278	.....	22	1,493
Rice harvested.....units reporting..	3	.....	.....	.....	22	8	.....	.....	.....
.....subunits reporting..	4	.....	.....	.....	24	8	.....	.....	.....
.....acres..	243	.....	.....	.....	4,472	859	.....	.....	.....
.....162-lb. barrels..	2,277	.....	.....	.....	54,658	10,463	.....	.....	.....
Peanuts harvested for picking or threshing.....units reporting..	.....	.....	.....	.....	.....	.....	.....	.....	5
.....subunits reporting..	.....	.....	.....	.....	.....	.....	.....	.....	6
.....acres..	.....	.....	.....	.....	.....	.....	.....	.....	6
.....pounds..	.....	.....	.....	.....	.....	.....	.....	.....	3,145
Horses and mules.....units reporting..	40	4	5	.....	21	168	7	4	82
.....number..	297	69	15	.....	84	1,197	30	18	360
Farms not in multiple units.....number..	953	648	974	254	1,496	2,516	1,033	843	1,705
Land in farms.....acres..	123,856	101,358	76,067	31,540	338,654	112,963	250,132	41,784	157,161

<sup>1</sup> Less than 1 acre.

CENSUS OF 1950

April 1, 1950; those for cropland harvested and crops harvested relate to 1949]

Table with 15 columns representing Louisiana parishes: Bossier, Caddo, Calcasieu, Caldwell, Cameron, Catahoula, Claiborne, Concordia, De Soto, East Baton Rouge, East Carroll, East Feliciana, Evangeline, Franklin, Grant, Livingston, Madison, Morehouse, Natchitoches, Orleans, Ouachita, Plaquemines, Pointe Coupee, Rapides, Red River, Richland, Sabine, St. Bernard, St. Charles, St. Helena. Each cell contains population data for 1950 and 1949.



MULTIPLE-UNIT OPERATIONS

Parish Table 1.—MULTIPLE-UNIT OPERATIONS: CENSUS OF 1950—Continued

[Data for farm units, land in farms, and number of horses and mules relate to April 1, 1950; those for cropland harvested and crops harvested relate to 1949]

Item (For definitions and explanations, see text)	St. James	St. John the Baptist	St. Landry	St. Martin	St. Mary	St. Tammany	Tangipahoa	Tensas	Terre- bonne
1 All farms.....number..	406	195	7,369	2,238	391	1,455	4,551	1,705	726
2 Land in farms.....acres..	69,503	47,794	321,830	124,019	160,656	126,169	209,460	267,409	116,383
3 Cropland harvested.....acres..	29,051	18,532	158,327	67,567	62,198	29,004	32,431	59,182	32,894
4 Corn harvested for grain.....farms reporting..	239	108	5,346	1,675	278	576	2,023	789	335
5 ..acres..	4,106	2,527	47,098	20,514	7,055	4,293	8,896	10,833	6,139
6 ..bushels..	104,935	60,402	731,067	317,651	107,157	83,704	194,777	275,596	97,047
7 Cotton harvested.....farms reporting..	1	.....	5,588	1,559	.....	88	331	1,502	.....
8 ..acres..	3	.....	49,018	12,314	.....	382	1,507	27,214	.....
9 ..bales..	3	.....	27,426	7,063	.....	240	640	16,433	.....
10 Rice harvested.....farms reporting..	10	3	900	23	11	4	2	.....	3
11 ..acres..	1,560	810	17,468	2,801	3,803	68	5	.....	155
12 ..162-lb. barrels..	23,220	14,565	187,359	32,570	41,592	480	95	.....	1,979
13 Peanuts harvested for picking or threshing...farms reporting..	.....	.....	3	1	.....	40	45	5	5
14 ..acres..	.....	.....	.....	.....	.....	18	21	5	1
15 ..pounds..	.....	.....	350	420	.....	6,561	8,045	1,195	435
16 Horses and mules.....farms reporting..	190	107	5,983	1,856	265	986	3,534	811	407
17 ..number..	599	445	19,158	5,520	1,265	1,828	5,337	2,857	1,027
18 Multiple-unit operations.....number..	2	1	349	28	5	3	83	134	4
19 Subunits in multiple-unit operations.....number..	4	2	990	74	12	6	185	1,023	9
20 Home farms.....number..	2	1	332	26	5	2	82	120	4
21 Cropper farms.....number..	2	1	658	48	7	4	103	903	5
22 Land owned by landlord.....acres..	144	414	62,904	5,767	3,830	590	11,052	139,501	6,742
23 Land rented from others by landlord.....acres..	45	186	4,954	883	7,586	.....	105	40,329	.....
24 Land in units.....acres..	189	600	50,320	5,418	11,428	535	6,716	168,414	5,901
25 Home farms.....acres..	139	582	34,178	3,901	11,110	278	5,625	154,477	5,422
26 Cropper farms.....acres..	50	18	16,142	1,517	318	257	1,091	13,937	479
27 Cropland harvested.....acres..	137	288	20,634	2,569	1,463	52	1,172	37,174	426
28 Corn harvested for grain.....units reporting..	2	1	307	23	4	2	55	96	2
29 ..subunits reporting..	3	2	644	45	8	2	79	265	3
30 ..acres..	24	25	5,429	525	157	6	423	5,602	31
31 ..bushels..	690	1,000	90,287	7,542	3,064	110	9,127	164,312	535
32 Cotton harvested.....units reporting..	.....	.....	325	19	.....	.....	9	131	.....
33 ..subunits reporting..	.....	.....	673	37	.....	.....	14	946	.....
34 ..acres..	.....	.....	5,717	330	.....	.....	56	17,205	.....
35 ..bales..	.....	.....	3,220	232	.....	.....	24	11,542	.....
36 Rice harvested.....units reporting..	.....	.....	18	.....	.....	.....	.....	.....	.....
37 ..subunits reporting..	.....	.....	22	.....	.....	.....	.....	.....	.....
38 ..acres..	.....	.....	1,732	.....	.....	.....	.....	.....	.....
39 ..162-lb. barrels..	.....	.....	20,716	.....	.....	.....	.....	.....	.....
40 Peanuts harvested for picking or threshing...units reporting..	.....	.....	.....	.....	.....	.....	.....	.....	.....
41 ..subunits reporting..	.....	.....	.....	.....	.....	.....	.....	.....	.....
42 ..acres..	.....	.....	.....	.....	.....	.....	.....	.....	.....
43 ..pounds..	.....	.....	.....	.....	.....	.....	.....	.....	.....
44 Horses and mules.....units reporting..	2	1	303	20	4	2	65	105	2
45 ..number..	6	4	1,843	116	23	4	146	1,089	18
46 Farms not in multiple units.....number..	402	193	6,379	2,164	379	1,449	4,366	682	717
47 Land in farms.....acres..	69,314	47,194	271,510	118,601	149,228	125,634	202,744	98,995	110,482

Parish Table 1.—MULTIPLE-UNIT OPERATIONS: CENSUS OF 1950—Continued

[Data for farm units, land in farms, and number of horses and mules relate to April 1, 1950; those for cropland harvested and crops harvested relate to 1949]

Item (For definitions and explanations, see text)		Union	Vermilion	Vernon	Washington	Webster	West Baton Rouge	West Carroll	West Feliciana	Winn
1	All farms.....number..	1,899	3,180	1,991	3,190	1,930	404	2,570	801	1,373
2	Land in farms.....acres..	200,027	403,227	104,174	228,763	191,312	50,802	173,623	158,648	83,232
3	Cropland harvested.....acres..	41,245	158,177	17,135	50,551	39,806	20,189	70,331	26,729	12,367
4	Corn harvested for grain.....farms reporting..	1,464	818	1,363	2,168	1,183	264	2,030	622	685
5	.....acres..	16,462	7,990	8,512	27,217	12,258	3,963	22,461	9,224	5,081
6	.....bushels..	312,143	104,445	182,894	488,059	210,703	73,361	418,901	236,421	96,681
7	Cotton harvested.....farms reporting..	1,113	1,012	538	1,251	1,007	156	2,236	414	313
8	.....acres..	14,748	8,761	2,785	9,977	16,001	1,540	36,162	2,359	2,756
9	.....bales..	8,377	5,504	1,808	4,427	10,003	807	22,349	1,165	1,443
10	Rice harvested.....farms reporting..	.....	1,589	.....	.....	.....	.....	.....	.....	.....
11	.....acres..	.....	127,363	.....	.....	.....	.....	.....	.....	.....
12	.....162-lb. barrels..	.....	1,484,182	.....	.....	.....	.....	.....	.....	.....
13	Peanuts harvested for picking or threshing....farms reporting..	124	12	68	148	148	.....	1	9	66
14	.....acres..	281	2	48	63	110	.....	1	25	79
15	.....pounds..	92,313	1,435	13,796	26,200	31,796	.....	500	3,892	24,792
16	Horses and mules.....farms reporting..	1,425	2,386	1,599	2,206	1,371	312	1,811	675	890
17	.....number..	2,664	8,440	3,364	3,739	3,209	1,075	4,942	2,621	1,481
18	Multiple-unit operations.....number..	96	113	5	157	96	2	178	36	7
19	Subunits in multiple-unit operations.....number..	249	267	11	368	305	5	514	123	18
20	Home farms.....number..	93	105	5	153	82	2	172	35	7
21	Cropper farms.....number..	156	162	6	215	223	3	342	88	11
22	Land owned by landlord.....acres..	27,306	28,031	649	39,035	44,385	2,962	41,445	26,587	1,400
23	Land rented from others by landlord.....acres..	6,518	2,405	.....	820	7,222	.....	8,997	7,173	1,335
24	Land in units.....acres..	32,128	25,522	649	35,514	45,531	2,411	44,885	32,562	2,508
25	Home farms.....acres..	26,990	18,207	511	29,149	38,380	2,338	36,222	30,328	2,277
26	Cropper farms.....acres..	5,538	7,315	138	6,365	7,151	73	8,663	2,234	231
27	Cropland harvested.....acres..	7,448	9,205	181	8,400	11,002	500	16,275	2,699	433
28	Corn harvested for grain.....units reporting..	89	59	5	149	87	1	165	32	7
29	.....subunits reporting..	186	95	9	267	202	3	247	82	11
30	.....acres..	2,790	1,203	107	4,355	2,660	73	4,396	563	186
31	.....bushels..	55,686	18,050	1,637	78,434	45,851	317	79,325	11,839	3,380
32	Cotton harvested.....units reporting..	82	76	3	129	88	2	176	19	7
33	.....subunits reporting..	161	128	5	224	218	5	442	28	14
34	.....acres..	3,015	1,131	54	2,334	4,817	239	8,248	127	267
35	.....bales..	2,096	778	33	1,128	3,096	167	6,855	78	128
36	Rice harvested.....units reporting..	.....	61	.....	.....	.....	.....	.....	.....	.....
37	.....subunits reporting..	.....	83	.....	.....	.....	.....	.....	.....	.....
38	.....acres..	.....	4,866	.....	.....	.....	.....	.....	.....	.....
39	.....162-lb. barrels..	.....	60,493	.....	.....	.....	.....	.....	.....	.....
40	Peanuts harvested for picking or threshing....units reporting..	3	.....	.....	2	10	.....	.....	.....	1
41	.....subunits reporting..	3	.....	.....	2	13	.....	.....	.....	1
42	.....acres..	34	.....	.....	2	18	.....	.....	.....	1
43	.....pounds..	7,210	.....	.....	400	3,600	.....	.....	.....	400
44	Horses and mules.....units reporting..	86	100	5	147	84	2	154	31	7
45	.....number..	379	677	11	494	556	65	699	224	34
46	Farms not in multiple units.....number..	1,650	2,913	1,980	2,822	1,625	399	2,056	678	1,355
47	Land in farms.....acres..	167,899	377,705	103,525	192,249	145,781	48,391	128,738	126,086	80,724

MULTIPLE-UNIT OPERATIONS

Economic Area Table 1.— MULTIPLE-UNIT OPERATIONS,  
[Data for units, land in units, and number of horses and mules relate to April 1, 1950;

Item (For definitions and explanations, see text)	The State								
	Total	Size of unit							
		Under 30 acres	30 to 49 acres	50 to 69 acres	70 to 99 acres	100 to 139 acres	140 to 179 acres	180 to 219 acres	220 to 259 acres
1 Multiple-unit operations.....number..	5,244	184	425	429	648	602	436	343	281
2 Subunits in multiple-unit operations.....total number..	21,118	385	892	1,001	1,513	1,567	1,240	1,046	963
3 Home farms.....number..	4,920	139	358	362	596	570	412	331	274
4 Cropper farms.....number..	16,198	246	534	639	917	997	828	715	689
5 Land in multiple-unit operations.....total acres..	2,289,204	3,868	16,803	25,328	53,552	70,162	69,091	67,748	66,621
6 Home farms.....acres..	1,948,749	1,474	7,678	13,029	33,500	47,699	49,146	49,976	51,182
7 Cropper farms.....acres..	340,455	2,394	9,125	12,299	20,052	22,463	19,945	17,772	15,439
8 Cropland harvested.....total acres..	686,786	2,615	10,653	16,085	29,564	34,557	32,449	28,215	27,864
9 Corn harvested for grain.....multiple units reporting..	4,328	107	335	346	544	514	378	287	238
10 subunits reporting..	11,154	142	481	590	936	984	731	630	525
11 acres..	128,960	697	3,195	4,655	8,440	9,971	8,222	6,532	5,994
12 bushels..	2,688,416	13,482	61,048	92,250	153,611	187,303	141,806	126,726	115,327
13 Cotton harvested.....multiple units reporting..	4,692	120	353	378	577	556	393	316	257
14 subunits reporting..	17,074	187	563	726	1,107	1,180	959	825	756
15 acres..	329,916	1,314	5,132	8,085	14,428	16,868	16,329	14,774	14,084
16 bales..	240,436	935	3,519	5,709	9,874	11,625	12,630	9,992	9,855
17 Rice harvested.....multiple units reporting..	219	2	13	12	25	21	18	16	10
18 subunits reporting..	277	2	16	12	30	25	25	20	13
19 acres..	27,505	17	216	173	796	1,083	1,162	1,242	1,260
20 162-lb. barrels..	351,066	155	2,272	2,223	9,714	13,094	13,312	14,840	13,361
21 Peanuts harvested for picking or threshing.....multiple units reporting..	62	.....	3	2	10	4	6	5	5
22 subunits reporting..	76	.....	3	2	11	5	9	5	7
23 acres..	127	.....	3	2	15	5	14	8	8
24 pounds..	27,602	.....	800	900	2,260	1,050	3,885	1,370	2,167
25 Horses and mules.....multiple units reporting..	4,473	117	342	352	544	519	373	300	243
26 number..	28,018	290	1,205	1,322	2,103	1,984	1,681	1,327	1,293
Landlord-tenant operations containing multiple units:									
27 All subunits including home farm.....number..	27,967	477	1,117	1,260	1,787	1,860	1,530	1,304	1,249
28 Land in all subunits including home farm.....acres..	2,533,834	12,646	27,639	34,331	63,018	78,608	79,557	77,461	75,911
29 Owned by operator of multiple unit.....acres..	1,976,876	12,100	23,622	31,031	52,405	64,821	63,318	61,402	60,272
30 Rented by operator of multiple unit.....acres..	556,958	546	4,017	3,300	10,613	13,787	16,239	16,059	15,639
31 Subunits not included in multiple units. operators reporting..	1,971	43	122	133	153	170	140	120	103
32 number..	6,849	92	225	259	274	293	290	258	286
33 Share tenants.....number..	5,033	51	161	186	198	202	214	188	201
34 Other tenants, not croppers nor share tenants.....number..	1,816	41	64	73	76	91	76	70	85
35 Land in subunits not included in multiple units.....acres..	244,630	8,778	10,836	9,003	9,466	8,446	10,466	9,713	9,290

Item (For definitions and explanations, see text)	Area 2								
	Total	Size of unit							
		Under 30 acres	30 to 49 acres	50 to 69 acres	70 to 99 acres	100 to 139 acres	140 to 179 acres	180 to 219 acres	220 to 259 acres
1 Multiple-unit operations.....number..	1,941	39	96	130	259	218	191	128	115
2 Subunits in multiple-unit operations.....total number..	9,340	85	214	313	610	567	573	441	461
3 Home farms.....number..	1,815	16	66	104	246	208	183	121	112
4 Cropper farms.....number..	7,525	69	148	209	364	359	390	320	349
5 Land in multiple-unit operations.....total acres..	1,031,830	831	3,811	7,680	21,474	25,552	30,368	25,366	27,186
6 Home farms.....acres..	894,642	179	1,637	4,129	14,176	18,029	21,946	18,142	20,174
7 Cropper farms.....acres..	137,188	652	2,174	3,551	7,298	7,523	8,422	7,224	7,012
8 Cropland harvested.....total acres..	320,939	692	2,907	5,399	12,926	13,669	15,794	12,629	13,277
9 Corn harvested for grain.....multiple units reporting..	1,612	18	70	103	225	180	167	104	95
10 subunits reporting..	4,531	29	108	180	373	341	323	251	228
11 acres..	58,950	115	691	1,298	3,339	3,552	3,613	2,630	2,490
12 bushels..	1,240,482	2,161	14,556	23,711	62,733	64,764	59,354	49,347	47,385
13 Cotton harvested.....multiple units reporting..	1,887	38	90	125	250	210	185	126	113
14 subunits reporting..	8,290	72	175	266	508	479	499	393	401
15 acres..	172,535	525	2,000	3,536	7,805	8,014	9,705	7,916	8,195
16 bales..	120,696	366	1,421	2,498	5,378	5,726	8,224	5,320	5,658
17 Rice harvested.....multiple units reporting..	.....	.....	.....	.....	.....	.....	.....	.....	.....
18 subunits reporting..	.....	.....	.....	.....	.....	.....	.....	.....	.....
19 acres..	.....	.....	.....	.....	.....	.....	.....	.....	.....
20 162-lb. barrels..	.....	.....	.....	.....	.....	.....	.....	.....	.....
21 Peanuts harvested for picking or threshing.....multiple units reporting..	.....	.....	.....	.....	.....	.....	.....	.....	.....
22 subunits reporting..	.....	.....	.....	.....	.....	.....	.....	.....	.....
23 acres..	.....	.....	.....	.....	.....	.....	.....	.....	.....
24 pounds..	.....	.....	.....	.....	.....	.....	.....	.....	.....
25 Horses and mules.....multiple units reporting..	1,593	16	71	98	209	181	156	102	99
26 number..	11,115	38	237	318	726	594	586	453	498
Landlord-tenant operations containing multiple units:									
27 All subunits including home farm.....number..	12,631	94	268	363	679	685	684	515	592
28 Land in all subunits including home farm.....acres..	1,145,167	1,067	7,578	10,376	24,664	28,168	33,442	29,064	31,501
29 Owned by operator of multiple unit.....acres..	869,283	970	5,415	8,886	18,271	20,310	24,599	20,568	21,840
30 Rented by operator of multiple unit.....acres..	275,884	97	2,163	1,490	6,393	7,858	8,843	8,496	9,661
31 Subunits not included in multiple units. operators reporting..	791	8	23	31	49	68	68	45	48
32 number..	3,291	9	54	50	69	118	111	74	131
33 Share tenants.....number..	2,519	6	35	33	58	73	81	61	86
34 Other tenants, not croppers nor share tenants.....number..	772	3	19	17	11	45	30	13	45
35 Land in subunits not included in multiple units.....acres..	113,337	236	3,767	2,696	3,190	2,616	3,074	3,698	4,315



## MULTIPLE-UNIT OPERATIONS

Economic Area Table 1.— MULTIPLE-UNIT OPERATIONS,

[Data for units, land in units, and number of horses and mules relate to April 1, 1950;

Item (For definitions and explanations, see text)	Area 4								
	Total	Size of unit							
		Under 30 acres	30 to 49 acres	50 to 69 acres	70 to 99 acres	100 to 139 acres	140 to 179 acres	180 to 219 acres	220 to 259 acres
1 Multiple-unit operations..... number..	671	4	21	24	80	83	70	71	50
2 Subunits in multiple-unit operations..... total number..	1,973	8	42	52	170	184	173	182	129
3 Home farms..... number..	636	2	16	17	71	81	66	69	49
4 Cropper farms..... number..	1,337	6	26	35	99	103	107	113	80
5 Land in multiple-unit operations..... total acres..	240,228	59	826	1,447	6,661	9,615	11,021	13,993	11,970
6 Home farms..... acres..	201,617	11	325	665	4,321	6,914	8,115	10,673	9,376
7 Cropper farms..... acres..	38,611	48	501	782	2,340	2,701	2,906	3,320	2,594
8 Cropland harvested..... total acres..	61,258	83	464	865	3,027	4,103	3,883	4,706	3,422
9 Corn harvested for grain..... multiple units reporting..	620	2	17	21	71	80	65	66	48
10 subunits reporting.....	1,336	2	19	35	107	136	120	134	81
11 acres.....	16,452	29	148	330	1,044	1,457	1,239	1,467	984
12 bushels.....	314,360	540	2,700	7,027	18,341	26,851	19,501	28,123	17,435
13 Cotton harvested..... multiple units reporting..	603	3	15	19	65	78	60	66	47
14 subunits reporting.....	1,450	5	22	36	110	126	120	135	92
15 acres.....	28,758	49	216	475	1,531	2,058	1,958	2,376	1,723
16 bales.....	18,631	38	141	361	1,026	1,249	1,223	1,553	985
17 Rice harvested..... multiple units reporting..	.....	.....	.....	.....	.....	.....	.....	.....	.....
18 subunits reporting.....	.....	.....	.....	.....	.....	.....	.....	.....	.....
19 acres.....	.....	.....	.....	.....	.....	.....	.....	.....	.....
20 162-lb. barrels.....	.....	.....	.....	.....	.....	.....	.....	.....	.....
21 Peanuts harvested for picking or threshing..... multiple units reporting..	39	.....	1	1	7	1	5	4	5
22 subunits reporting.....	49	.....	1	1	8	1	8	4	7
23 acres.....	92	.....	1	1	12	1	11	6	8
24 pounds.....	21,757	.....	400	600	1,985	200	3,285	1,270	2,167
25 Horses and mules..... multiple units reporting..	600	1	15	18	65	74	63	67	43
26 number..	2,855	3	35	58	191	212	224	226	173
Landlord-tenant operations containing multiple units:									
27 All subunits including home farm..... number..	2,369	9	50	70	181	200	197	212	147
28 Land in all subunits including home farm..... acres..	258,901	171	1,794	2,269	7,228	10,683	12,278	15,830	12,620
29 Owned by operator of multiple unit..... acres..	213,150	171	872	2,158	6,486	9,367	9,661	13,225	10,730
30 Rented by operator of multiple unit..... acres..	45,751	.....	922	111	742	1,316	2,617	2,505	1,890
31 Subunits not included in multiple units.. operators reporting..	181	1	5	6	10	10	12	20	13
32 number..	396	1	8	18	10	16	24	30	18
33 Share tenants..... number..	232	1	6	10	5	7	11	21	14
34 Other tenants, not croppers nor share tenants..... number..	164	.....	2	8	6	9	13	9	4
35 Land in subunits not included in multiple units..... acres..	18,673	112	968	822	567	1,068	1,257	1,837	650

Item (For definitions and explanations, see text)	Area 6								
	Total	Size of unit							
		Under 30 acres	30 to 49 acres	50 to 69 acres	70 to 99 acres	100 to 139 acres	140 to 179 acres	180 to 219 acres	220 to 259 acres
1 Multiple-unit operations..... number..	114	13	16	12	16	8	9	5	6
2 Subunits in multiple-unit operations..... total number..	297	27	32	25	33	23	31	12	15
3 Home farms..... number..	105	12	16	11	12	8	9	5	6
4 Cropper farms..... number..	192	15	16	14	21	15	22	7	9
5 Land in multiple-unit operations..... total acres..	50,628	241	607	731	1,262	974	1,488	1,015	1,420
6 Home farms..... acres..	42,118	88	272	417	433	452	689	753	1,005
7 Cropper farms..... acres..	8,510	153	335	314	829	522	799	262	415
8 Cropland harvested..... total acres..	13,017	128	363	403	847	654	869	572	772
9 Corn harvested for grain..... multiple units reporting..	97	8	16	10	15	8	8	4	4
10 subunits reporting.....	186	8	19	14	23	18	22	6	7
11 acres.....	2,564	50	201	125	271	208	225	114	201
12 bushels.....	40,497	592	1,863	2,134	4,188	3,327	3,640	1,430	1,955
13 Cotton harvested..... multiple units reporting..	61	4	9	7	11	6	5	3	1
14 subunits reporting.....	119	3	9	12	14	15	17	4	2
15 acres.....	1,200	24	56	68	135	100	108	31	13
16 bales.....	775	20	36	35	72	50	92	20	11
17 Rice harvested..... multiple units reporting..	3	.....	.....	.....	.....	.....	.....	.....	.....
18 subunits reporting.....	4	.....	.....	.....	.....	.....	.....	.....	.....
19 acres.....	243	.....	.....	.....	.....	.....	.....	.....	.....
20 162-lb. barrels.....	2,277	.....	.....	.....	.....	.....	.....	.....	.....
21 Peanuts harvested for picking or threshing..... multiple units reporting..	.....	.....	.....	.....	.....	.....	.....	.....	.....
22 subunits reporting.....	.....	.....	.....	.....	.....	.....	.....	.....	.....
23 acres.....	.....	.....	.....	.....	.....	.....	.....	.....	.....
24 pounds.....	.....	.....	.....	.....	.....	.....	.....	.....	.....
25 Horses and mules..... multiple units reporting..	90	7	12	7	13	8	9	4	5
26 number..	654	17	34	33	94	50	74	23	35
Landlord-tenant operations containing multiple units:									
27 All subunits including home farm..... number..	434	30	40	40	39	24	45	16	26
28 Land in all subunits including home farm..... acres..	56,609	274	730	1,128	1,662	1,009	1,919	1,069	1,641
29 Owned by operator of multiple unit..... acres..	45,830	271	730	1,079	1,652	862	1,808	788	1,446
30 Rented by operator of multiple unit..... acres..	10,779	3	.....	49	10	147	111	281	195
31 Subunits not included in multiple units.. operators reporting..	44	3	5	6	4	1	3	3	2
32 number..	137	3	8	15	6	1	14	4	11
33 Share tenants..... number..	86	1	5	7	3	1	10	.....	9
34 Other tenants, not croppers nor share tenants..... number..	51	2	3	8	3	.....	4	.....	2
35 Land in subunits not included in multiple units..... acres..	5,981	33	123	397	400	35	431	54	221



## MULTIPLE-UNIT OPERATIONS

Economic Area Table 1.—MULTIPLE-UNIT OPERATIONS, BY SIZE OF UNIT: CENSUS OF 1950—Continued

[Data for units, land in units, and number of horses and mules relate to April 1, 1950; those for cropland harvested and crops harvested relate to 1949]

Item (For definitions and explanations, see text)	Area 8				
	Total	Size of unit			
		Under 30 acres	30 to 49 acres	50 to 69 acres	70 to 99 acres
1 Multiple-unit operations.....number..	163	9	10	15	15
2 Subunits in multiple-unit operations.....total number..	506	19	22	31	32
3 Home farms.....number..	159	8	9	14	15
4 Cropper farms.....number..	347	11	13	17	17
5 Land in multiple-unit operations.....total acres..	92,797	351	577	1,231	1,765
6 Home farms.....acres..	82,414	183	328	921	1,395
7 Cropper farms.....acres..	10,383	168	249	310	370
8 Cropland harvested.....total acres..	13,882	192	303	479	556
9 Corn harvested for grain.....multiple units reporting..	143	8	7	14	13
10 subunits reporting..	302	12	11	25	22
11 acres..	3,013	62	57	168	205
12 bushels..	51,111	985	995	2,666	3,252
13 Cotton harvested.....multiple units reporting..	148	7	8	14	14
14 subunits reporting..	387	13	16	25	21
15 acres..	6,235	101	172	213	257
16 bales..	4,005	62	146	132	179
17 Rice harvested.....multiple units reporting..	.....	.....	.....	.....	.....
18 subunits reporting..	.....	.....	.....	.....	.....
19 acres..	.....	.....	.....	.....	.....
20 162-lb. barrels..	.....	.....	.....	.....	.....
21 Peanuts harvested for picking or threshing.....multiple units reporting..	17	2	1	3	1
22 subunits reporting..	21	2	1	3	2
23 acres..	29	2	1	3	2
24 pounds..	4,645	400	300	275	400
25 Horses and mules.....multiple units reporting..	146	8	7	15	15
26 number..	822	18	20	54	50
Landlord-tenant operations containing multiple units:					
27 All subunits including home farm.....number..	658	20	30	39	36
28 Land in all subunits including home farm.....acres..	99,045	1,051	785	1,404	1,937
29 Owned by operator of multiple unit.....acres..	76,962	1,051	725	1,122	1,895
30 Rented by operator of multiple unit.....acres..	22,083	.....	60	282	42
31 Subunits not included in multiple units.....operators reporting..	59	1	3	5	3
32 number..	152	1	8	8	4
33 Share tenants.....number..	112	1	4	5	2
34 Other tenants, not croppers nor share tenants.....number..	40	.....	4	3	2
35 Land in subunits not included in multiple units.....acres..	6,248	700	208	173	172

Economic Area Table 1.—MULTIPLE-UNIT OPERATIONS, BY SIZE OF UNIT: CENSUS OF 1950—Continued

[Data for units, land in units, and number of horses and mules relate to April 1, 1950; those for cropland harvested and crops harvested relate to 1949]

Item (For definitions and explanations, see text)	Area 8—Continued					
	Size of unit—Continued					
	140 to 179 acres	180 to 219 acres	220 to 259 acres	260 to 499 acres	500 to 999 acres	1,000 acres and over
1 Multiple-unit operations.....number..	12	15	8	29	22	28
2 Subunits in multiple-unit operations.....total number..	34	37	20	80	80	151
3 Home farms.....number..	12	15	8	29	22	27
4 Cropper farms.....number..	22	22	12	51	58	124
5 Land in multiple-unit operations.....total acres..	1,897	2,971	1,864	9,964	15,594	56,583
6 Home farms.....acres..	1,492	2,423	1,609	8,820	13,780	51,463
7 Cropper farms.....acres..	405	548	255	1,144	1,814	5,120
8 Cropland harvested.....total acres..	605	550	527	1,955	2,355	6,360
9 Corn harvested for grain.....multiple units reporting..	11	14	8	25	19	24
10 subunits reporting..	17	22	12	50	47	84
11 acres..	134	181	115	445	408	1,238
12 bushels..	1,784	3,893	1,840	7,269	6,785	21,642
13 Cotton harvested.....multiple units reporting..	12	13	8	26	21	25
14 subunits reporting..	26	21	14	58	66	127
15 acres..	422	268	195	893	1,241	2,473
16 bales..	232	190	142	575	820	1,527
17 Rice harvested.....multiple units reporting..	.....	.....	.....	.....	.....	.....
18 subunits reporting..	.....	.....	.....	.....	.....	.....
19 acres..	.....	.....	.....	.....	.....	.....
20 162-lb. barrels..	.....	.....	.....	.....	.....	.....
21 Peanuts harvested for picking or threshing.....multiple units reporting..	1	1	.....	.....	5	3
22 subunits reporting..	1	1	.....	.....	5	6
23 acres..	3	2	.....	.....	9	7
24 pounds..	600	100	.....	.....	1,670	900
25 Horses and mules.....multiple units reporting..	11	14	7	25	21	23
26 number..	49	68	36	105	120	302
Landlord-tenant operations containing multiple units:						
27 All subunits including home farm.....number..	37	44	25	99	115	213
28 Land in all subunits including home farm.....acres..	2,017	3,077	2,033	10,876	16,930	58,935
29 Owned by operator of multiple unit.....acres..	1,757	2,788	1,897	8,768	12,583	44,376
30 Rented by operator of multiple unit.....acres..	260	289	136	2,108	4,347	14,559
31 Subunits not included in multiple units. operators reporting..	3	4	2	7	14	17
32 number..	3	7	5	19	35	62
33 Share tenants.....number..	2	2	2	16	31	47
34 Other tenants, not croppers nor share tenants.....number..	1	5	3	3	4	15
35 Land in subunits not included in multiple units.....acres..	120	106	169	912	1,336	2,352



MULTIPLE-UNIT OPERATIONS

Economic Area Table 2.—MULTIPLE-UNIT OPERATIONS, BY COLOR

[Data for units, land in units, and number of horses and mules relate to April 1, 1950;

Item (For definitions and explanations, see text)	The State											
	All operators			Color and tenure of operator								
				Full owners			Part owners			Managers		
	Total	White	Non-white	Total	White	Non-white	Total	White	Non-white	Total	White	Non-white
1 Multiple-unit operations.....number..	5,244	4,880	364	3,455	3,257	198	1,179	1,101	78	120	117	3
2 Subunits in multiple-unit operations..total number..	21,118	20,046	1,072	12,002	11,481	521	5,563	5,302	261	1,645	1,612	33
3 Home farms.....number..	4,920	4,561	359	3,139	2,945	194	1,176	1,098	78	117	114	3
4 Cropper farms.....number..	16,198	15,485	713	8,863	8,536	327	4,387	4,204	183	1,528	1,498	30
5 Land in multiple-unit operations.....total acres..	2,289,204	2,231,905	57,299	1,209,606	1,185,138	24,468	646,714	627,723	18,991	259,768	257,818	1,950
6 Home farms.....acres..	1,948,749	1,903,660	45,089	1,017,768	999,034	18,734	551,988	536,006	15,982	230,595	229,047	1,548
7 Cropper farms.....acres..	340,455	328,245	12,210	191,838	186,104	5,734	94,726	91,717	3,009	29,173	28,771	402
8 Cropland harvested.....total acres..	686,786	662,174	24,612	345,303	334,941	10,362	207,724	200,318	7,406	67,528	66,571	957
9 Corn harvested for grain..multiple units reporting..	4,328	4,005	323	2,833	2,661	172	994	919	75	96	93	3
10 subunits reporting..	11,154	10,506	648	6,467	6,147	320	2,840	2,679	161	826	799	27
11 acres..	128,960	123,054	5,906	71,041	68,276	2,765	34,299	32,738	1,561	11,901	11,711	190
12 bushels..	2,688,416	2,599,988	88,428	1,450,347	1,408,502	41,845	722,140	699,476	22,664	298,516	292,096	6,420
13 Cotton harvested.....multiple units reporting..	4,692	4,355	337	3,017	2,843	174	1,094	1,017	77	116	113	3
14 subunits reporting..	17,074	16,159	915	9,201	8,788	413	4,658	4,417	241	1,515	1,482	33
15 acres..	329,916	316,378	13,538	159,036	154,315	4,721	99,750	95,524	4,226	32,709	31,974	735
16 bales..	240,436	232,210	8,226	112,465	109,473	2,992	76,937	74,444	2,493	23,418	22,828	590
17 Rice harvested.....multiple units reporting..	219	218	1	126	126	.....	80	79	1	.....	.....	.....
18 subunits reporting..	277	276	1	158	158	.....	104	103	1	.....	.....	.....
19 acres..	27,505	27,498	7	10,927	10,927	.....	14,373	14,366	7	.....	.....	.....
20 162-lb. barrels..	351,066	350,943	123	150,413	150,413	.....	171,652	171,529	123	.....	.....	.....
21 Peanuts harvested for picking or threshing.....multiple units reporting..	62	48	14	43	36	7	11	7	4	.....	.....	.....
22 subunits reporting..	76	61	15	54	46	8	13	9	4	.....	.....	.....
23 acres..	127	109	18	69	60	9	46	42	4	.....	.....	.....
24 pounds..	27,602	25,105	2,497	16,720	15,355	1,365	9,457	8,725	732	.....	.....	.....
25 Horses and mules.....multiple units reporting..	4,473	4,130	343	2,935	2,752	183	1,018	942	76	102	99	3
26 number..	28,018	26,475	1,543	16,676	15,896	780	6,944	6,555	389	2,358	2,335	23
Landlord-tenant operations containing multiple units:												
27 All subunits including home farm.....number..	27,967	26,671	1,296	16,245	15,617	628	7,132	6,798	334	2,320	2,271	49
28 Land in all subunits including home farm..acres..	2,533,834	2,465,388	68,446	1,347,847	1,315,922	31,925	719,440	697,795	21,645	283,506	280,747	2,309
29 Owned by operator of multiple unit..acres..	1,976,876	1,934,115	42,761	1,347,847	1,315,922	31,925	388,647	378,870	9,777	240,382	239,323	1,059
30 Rented by operator of multiple unit.....acres..	556,958	531,273	25,685	.....	.....	.....	330,793	318,925	11,868	42,674	41,424	1,250
31 Subunits not included in multiple units.....operators reporting..	1,971	1,857	114	1,318	1,254	64	455	420	35	76	75	1
32 number..	6,849	6,625	224	4,243	4,136	107	1,569	1,496	73	675	659	16
33 Share tenants.....number..	5,033	4,868	165	3,029	2,958	71	1,194	1,134	60	587	574	13
34 Other tenants, not croppers nor share tenants.....number..	1,816	1,757	59	1,214	1,178	36	375	362	13	88	85	3
35 Land in subunits not included in multiple units.....acres..	244,630	233,483	11,147	138,241	130,784	7,457	72,726	70,072	2,654	23,288	22,929	359

Item (For definitions and explanations, see text)	Area 2											
	All operators			Color and tenure of operator								
				Full owners			Part owners			Managers		
	Total	White	Non-white	Total	White	Non-white	Total	White	Non-white	Total	White	Non-white
1 Multiple-unit operations.....number..	1,941	1,798	143	1,096	1,028	68	496	466	30	68	68	.....
2 Subunits in multiple-unit operations..total number..	9,340	8,887	453	4,691	4,498	193	2,514	2,410	104	1,080	1,080	.....
3 Home farms.....number..	1,815	1,674	141	975	909	66	494	464	30	66	66	.....
4 Cropper farms.....number..	7,525	7,213	312	3,716	3,589	127	2,020	1,946	74	1,014	1,014	.....
5 Land in multiple-unit operations.....total acres..	1,031,830	1,011,297	20,533	516,099	508,201	7,898	257,477	250,755	6,722	158,319	158,319	.....
6 Home farms.....acres..	894,642	878,629	16,013	447,833	441,655	6,178	217,391	211,629	5,762	143,019	143,019	.....
7 Cropper farms.....acres..	137,188	132,668	4,520	68,266	66,546	1,720	40,086	39,126	960	15,300	15,300	.....
8 Cropland harvested.....total acres..	320,939	311,165	9,774	150,299	146,497	3,802	88,358	85,282	3,076	45,367	45,367	.....
9 Corn harvested for grain..multiple units reporting..	1,612	1,490	122	899	842	57	431	402	29	53	53	.....
10 subunits reporting..	4,531	4,288	243	2,352	2,241	111	1,158	1,096	62	491	491	.....
11 acres..	58,950	56,761	2,189	28,706	27,704	1,002	15,311	14,749	562	8,184	8,184	.....
12 bushels..	1,240,482	1,208,150	32,332	628,272	613,000	15,272	292,495	283,653	8,842	203,057	203,057	.....
13 Cotton harvested.....multiple units reporting..	1,887	1,747	140	1,056	991	65	488	458	30	67	67	.....
14 subunits reporting..	8,290	7,875	415	4,097	3,921	176	2,220	2,121	99	1,019	1,019	.....
15 acres..	172,535	166,213	6,322	79,232	76,828	2,404	50,325	48,468	1,857	21,506	21,506	.....
16 bales..	120,696	116,921	3,775	54,370	52,818	1,552	36,987	35,974	1,013	14,473	14,473	.....
17 Rice harvested.....multiple units reporting..	.....	.....	.....	.....	.....	.....	.....	.....	.....	.....	.....	.....
18 subunits reporting..	.....	.....	.....	.....	.....	.....	.....	.....	.....	.....	.....	.....
19 acres..	.....	.....	.....	.....	.....	.....	.....	.....	.....	.....	.....	.....
20 162-lb. barrels..	.....	.....	.....	.....	.....	.....	.....	.....	.....	.....	.....	.....
21 Peanuts harvested for picking or threshing.....multiple units reporting..	.....	.....	.....	.....	.....	.....	.....	.....	.....	.....	.....	.....
22 subunits reporting..	.....	.....	.....	.....	.....	.....	.....	.....	.....	.....	.....	.....
23 acres..	.....	.....	.....	.....	.....	.....	.....	.....	.....	.....	.....	.....
24 pounds..	.....	.....	.....	.....	.....	.....	.....	.....	.....	.....	.....	.....
25 Horses and mules.....multiple units reporting..	1,593	1,460	133	899	835	64	406	378	28	58	58	.....
26 number..	11,115	10,483	632	5,691	5,408	283	2,723	2,578	145	1,517	1,517	.....
Landlord-tenant operations containing multiple units:												
27 All subunits including home farm.....number..	12,631	12,074	557	6,499	6,264	235	3,318	3,173	145	1,527	1,527	.....
28 Land in all subunits including home farm..acres..	1,145,167	1,122,290	22,877	569,150	560,493	8,657	298,134	290,168	7,966	172,150	172,150	.....
29 Owned by operator of multiple unit..acres..	869,283	857,312	11,971	569,150	560,493	8,657	154,659	151,345	3,314	145,474	145,474	.....
30 Rented by operator of multiple unit.....acres..	275,884	264,978	10,906	.....	.....	.....	143,475	138,823	4,652	26,676	26,676	.....
31 Subunits not included in multiple units.....operators reporting..	791	738	53	469	442	27	203	186	17	48	48	.....
32 number..	3,291	3,187	104	1,808	1,766	42	804	763	41	447	447	.....
33 Share tenants.....number..	2,519	2,443	76	1,319	1,290	29	637	605	32	414	414	.....
34 Other tenants, not croppers nor share tenants.....number..	772	744	28	489	476	13	167	158	9	33	33	.....
35 Land in subunits not included in multiple units.....acres..	113,337	110,993	2,344	53,051	52,292	759	40,657	39,413	1,244	13,831	13,831	.....



## MULTIPLE-UNIT OPERATIONS

Economic Area Table 2.—MULTIPLE-UNIT OPERATIONS, BY COLOR

[Data for units, land in units, and number of horses and mules relate to April 1, 1950;

Item (For definitions and explanations, see text)	Area 4											
	All operators			Color and tenure of operator								
				Full owners			Part owners			Managers		
	Total	White	Non-white	Total	White	Non-white	Total	White	Non-white	Total	White	Non-white
1 Multiple-unit operations.....number..	671	608	63	459	433	26	153	134	19	5	5	.....
2 Subunits in multiple-unit operations..total number..	1,973	1,829	144	1,243	1,186	57	529	481	48	57	57	.....
3 Home farms.....number..	636	573	63	424	398	26	153	134	19	5	5	.....
4 Cropper farms.....number..	1,337	1,256	81	819	788	31	376	347	29	52	52	.....
5 Land in multiple-unit operations.....total acres..	240,228	228,913	11,315	146,026	142,305	3,721	65,105	60,711	4,394	14,075	14,075	.....
6 Home farms.....acres..	201,617	192,196	9,421	121,108	118,004	3,104	54,637	50,998	3,639	13,356	13,356	.....
7 Cropper farms.....acres..	38,611	36,717	1,894	24,918	24,301	617	10,468	9,713	755	719	719	.....
8 Cropland harvested.....total acres..	61,258	57,582	3,676	33,356	32,310	1,046	19,775	18,303	1,472	2,772	2,772	.....
9 Corn harvested for grain..multiple units reporting..	620	559	61	420	396	24	142	123	19	5	5	.....
10 subunits reporting..	1,336	1,227	109	827	787	40	357	319	38	46	46	.....
11 acres..	16,452	15,169	1,283	10,008	9,594	414	4,513	4,061	452	365	365	.....
12 bushels..	314,360	295,638	18,722	187,285	182,072	5,213	86,973	79,138	7,835	8,888	8,888	.....
13 Cotton harvested.....multiple units reporting..	603	545	58	404	382	22	144	125	19	5	5	.....
14 subunits reporting..	1,450	1,336	114	861	821	40	419	376	43	54	54	.....
15 acres..	28,758	26,921	1,837	15,360	14,855	505	9,358	8,647	711	1,400	1,400	.....
16 bales..	18,631	17,693	938	9,777	9,539	238	6,355	5,930	425	926	926	.....
17 Rice harvested.....multiple units reporting..	.....	.....	.....	.....	.....	.....	.....	.....	.....	.....	.....	.....
18 subunits reporting..	.....	.....	.....	.....	.....	.....	.....	.....	.....	.....	.....	.....
19 acres..	.....	.....	.....	.....	.....	.....	.....	.....	.....	.....	.....	.....
20 162-lb. barrels..	.....	.....	.....	.....	.....	.....	.....	.....	.....	.....	.....	.....
21 Peanuts harvested for picking or threshing.....multiple units reporting..	39	30	9	24	20	4	8	5	3	.....	.....	.....
22 subunits reporting..	49	39	10	31	26	5	10	7	3	.....	.....	.....
23 acres..	92	80	12	39	33	6	43	40	3	.....	.....	.....
24 pounds..	21,757	20,080	1,677	11,500	10,605	895	8,932	8,450	482	.....	.....	.....
25 Horses and mules.....multiple units reporting..	600	539	61	402	378	24	141	122	19	5	5	.....
26 number..	2,855	2,642	213	1,734	1,661	73	822	744	78	100	100	.....
27 Landlord-tenant operations containing multiple units:												
28 All subunits including home farm.....number..	2,369	2,193	176	1,478	1,408	70	649	587	62	77	77	.....
29 Land in all subunits including home farm..acres..	258,901	245,649	13,252	156,383	151,934	4,449	71,462	66,171	5,291	14,575	14,575	.....
30 Owned by operator of multiple unit..acres..	213,150	203,999	7,151	156,383	151,934	4,449	44,049	41,347	2,702	12,718	12,718	.....
31 Rented by operator of multiple unit.....acres..	45,751	39,650	6,101	.....	.....	.....	27,413	24,824	2,589	1,857	1,857	.....
32 Subunits not included in multiple units.....operators reporting..	181	165	16	120	115	5	46	38	8	3	3	.....
33 number..	396	364	32	235	222	13	120	106	14	20	20	.....
34 Share tenants.....number..	232	211	21	134	130	4	79	66	13	8	8	.....
35 Other tenants, not croppers nor share tenants.....number..	164	153	11	101	92	9	41	40	1	12	12	.....
Land in subunits not included in multiple units.....acres..	18,673	16,736	1,937	10,357	9,629	728	6,357	5,460	897	500	500	.....

Item (For definitions and explanations, see text)	Area 6											
	All operators			Color and tenure of operator								
				Full owners			Part owners			Managers		
	Total	White	Non-white	Total	White	Non-white	Total	White	Non-white	Total	White	Non-white
1 Multiple-unit operations.....number..	114	108	6	84	79	5	28	27	1	1	1	.....
2 Subunits in multiple-unit operations..total number..	297	285	12	204	194	10	83	81	2	8	8	.....
3 Home farms.....number..	105	99	6	75	70	5	28	27	1	1	1	.....
4 Cropper farms.....number..	192	186	6	129	124	5	55	54	1	7	7	.....
5 Land in multiple-unit operations.....total acres..	50,628	49,967	661	23,184	22,740	444	23,979	23,762	217	3,336	3,336	.....
6 Home farms.....acres..	42,118	41,632	486	17,927	17,628	299	21,570	21,383	187	2,507	2,507	.....
7 Cropper farms.....acres..	8,510	8,335	175	5,257	5,112	145	2,409	2,379	30	829	829	.....
8 Cropland harvested.....total acres..	13,017	12,733	284	5,961	5,774	187	5,431	5,334	97	1,504	1,504	.....
9 Corn harvested for grain..multiple units reporting..	97	94	3	68	66	2	27	26	1	1	1	.....
10 subunits reporting..	186	182	4	112	110	2	65	63	2	7	7	.....
11 acres..	2,564	2,490	74	1,490	1,461	29	884	839	45	133	133	.....
12 bushels..	40,497	39,747	750	23,721	23,471	250	14,146	13,646	500	1,080	1,080	.....
13 Cotton harvested.....multiple units reporting..	61	59	2	44	42	2	16	16	.....	.....	.....	.....
14 subunits reporting..	119	116	3	77	74	3	40	40	.....	.....	.....	.....
15 acres..	1,200	1,165	35	794	759	35	392	392	.....	.....	.....	.....
16 bales..	775	754	21	490	469	21	276	276	.....	.....	.....	.....
17 Rice harvested.....multiple units reporting..	3	3	.....	1	1	.....	2	2	.....	.....	.....	.....
18 subunits reporting..	4	4	.....	2	2	.....	2	2	.....	.....	.....	.....
19 acres..	243	243	.....	70	70	.....	173	173	.....	.....	.....	.....
20 162-lb. barrels..	2,277	2,277	.....	337	337	.....	1,940	1,940	.....	.....	.....	.....
21 Peanuts harvested for picking or threshing.....multiple units reporting..	.....	.....	.....	.....	.....	.....	.....	.....	.....	.....	.....	.....
22 subunits reporting..	.....	.....	.....	.....	.....	.....	.....	.....	.....	.....	.....	.....
23 acres..	.....	.....	.....	.....	.....	.....	.....	.....	.....	.....	.....	.....
24 pounds..	.....	.....	.....	.....	.....	.....	.....	.....	.....	.....	.....	.....
25 Horses and mules.....multiple units reporting..	90	85	5	63	59	4	26	25	1	.....	.....	.....
26 number..	654	623	31	449	427	22	201	192	9	.....	.....	.....
27 Landlord-tenant operations containing multiple units:												
28 All subunits including home farm.....number..	434	416	18	309	294	15	109	106	3	14	14	.....
29 Land in all subunits including home farm..acres..	56,609	55,874	735	27,354	26,859	495	25,126	24,886	240	4,000	4,000	.....
30 Owned by operator of multiple unit..acres..	45,830	45,195	635	27,354	26,859	495	14,476	14,336	140	4,000	4,000	.....
31 Rented by operator of multiple unit.....acres..	10,779	10,679	100	.....	.....	.....	10,650	10,550	100	.....	.....	.....
32 Subunits not included in multiple units.....operators reporting..	44	41	3	34	32	2	9	8	1	1	1	.....
33 number..	137	131	6	105	100	5	26	25	1	6	6	.....
34 Share tenants.....number..	86	85	1	62	61	1	18	18	.....	6	6	.....
35 Other tenants, not croppers nor share tenants.....number..	51	46	5	43	39	4	8	7	1	.....	.....	.....
Land in subunits not included in multiple units.....acres..	5,981	5,907	74	4,170	4,119	51	1,147	1,124	23	664	664	.....

AND TENURE OF OPERATOR: CENSUS OF 1950—Continued

those for cropland harvested and crops harvested relate to 1949]

Area 4—Continued			Areas 5 and B														
Color and tenure of operator—Con.			Color and tenure of operator														
Tenants			All operators			Full owners			Part owners			Managers			Tenants		
Total	White	Non-white	Total	White	Non-white	Total	White	Non-white	Total	White	Non-white	Total	White	Non-white	Total	White	Non-white
54	36	18	470	434	36	389	358	31	61	58	3	3	3	.....	17	15	2
144	105	39	1,208	1,134	74	951	889	62	199	192	7	18	18	.....	40	35	5
54	36	18	459	424	35	379	349	30	61	58	3	2	2	.....	17	15	2
90	69	21	749	710	39	572	540	32	138	134	4	16	16	.....	23	20	3
15,022	11,822	3,200	182,093	179,156	2,937	126,169	123,531	2,638	41,601	41,352	249	8,991	8,991	.....	5,332	5,282	50
12,516	9,838	2,678	160,197	158,046	2,151	113,951	112,013	1,938	37,963	37,781	182	3,231	3,231	.....	5,052	5,021	31
2,506	1,984	522	21,896	21,110	786	12,218	11,518	700	3,638	3,571	67	5,760	5,760	.....	280	261	19
5,355	4,197	1,158	25,934	24,969	965	19,711	18,911	800	5,285	5,148	137	172	172	.....	766	738	28
53	35	18	404	372	32	332	305	27	57	54	3	1	1	.....	14	12	2
106	75	31	773	714	59	598	550	48	149	142	7	3	3	.....	23	19	4
1,566	1,149	417	8,920	8,469	451	7,099	6,727	372	1,630	1,559	71	14	14	.....	177	169	8
31,214	25,540	5,674	162,986	155,591	7,395	127,907	121,492	6,415	31,494	30,714	780	125	125	.....	3,460	3,260	200
50	33	17	286	260	26	237	215	22	40	37	3	1	1	.....	8	7	1
116	85	31	530	485	45	432	394	38	84	78	6	2	2	.....	12	11	1
2,640	2,019	621	4,359	4,125	234	3,539	3,353	186	755	712	43	7	7	.....	58	53	5
1,973	1,298	275	2,144	2,040	104	1,747	1,660	87	374	358	16	2	2	.....	21	20	1
.....	.....	.....	.....	.....	.....	.....	.....	.....	.....	.....	.....	.....	.....	.....	.....	.....	.....
.....	.....	.....	.....	.....	.....	.....	.....	.....	.....	.....	.....	.....	.....	.....	.....	.....	.....
.....	.....	.....	.....	.....	.....	.....	.....	.....	.....	.....	.....	.....	.....	.....	.....	.....	.....
.....	.....	.....	.....	.....	.....	.....	.....	.....	.....	.....	.....	.....	.....	.....	.....	.....	.....
7	5	2	3	3	.....	3	3	.....	.....	.....	.....	.....	.....	.....	.....	.....	.....
8	6	2	3	3	.....	3	3	.....	.....	.....	.....	.....	.....	.....	.....	.....	.....
10	7	3	3	3	.....	3	3	.....	.....	.....	.....	.....	.....	.....	.....	.....	.....
1,325	1,025	300	550	550	.....	550	550	.....	.....	.....	.....	.....	.....	.....	.....	.....	.....
52	34	18	420	386	34	348	319	29	56	53	3	2	2	.....	14	12	2
199	137	62	1,830	1,733	97	1,423	1,340	83	350	339	11	6	6	.....	51	48	3
165	121	44	1,653	1,566	87	1,322	1,248	74	252	244	8	29	29	.....	50	45	5
16,481	12,969	3,512	201,274	193,788	7,486	139,935	132,769	7,166	42,871	42,601	270	12,976	12,976	.....	5,492	5,442	50
.....	.....	.....	175,279	167,923	7,356	139,935	132,769	7,166	22,368	22,178	190	12,976	12,976	.....	.....	.....	.....
16,481	12,969	3,512	25,995	25,865	130	.....	.....	.....	20,503	20,423	80	.....	.....	.....	5,492	5,442	50
12	9	3	148	138	10	116	107	9	25	24	1	1	1	.....	6	6	.....
21	16	5	445	432	13	371	359	12	53	52	1	11	11	.....	10	10	.....
11	7	4	192	187	5	165	161	4	24	23	1	.....	.....	.....	3	3	.....
10	9	1	253	245	8	206	198	8	29	29	.....	11	11	.....	7	7	.....
1,459	1,147	312	19,181	14,632	4,549	13,766	9,238	4,528	1,270	1,249	21	3,985	3,985	.....	160	160	.....

Area 6—Continued			Area 7														
Color and tenure of operator—Con.			Color and tenure of operator														
Tenants			All operators			Full owners			Part owners			Managers			Tenants		
Total	White	Non-white	Total	White	Non-white	Total	White	Non-white	Total	White	Non-white	Total	White	Non-white	Total	White	Non-white
1	1	.....	287	285	2	208	207	1	62	61	1	1	1	.....	16	16	.....
2	2	.....	723	719	4	521	519	2	166	164	2	4	4	.....	32	32	.....
1	1	.....	260	258	2	182	181	1	61	60	1	1	1	.....	16	16	.....
1	1	.....	463	461	2	339	338	1	105	104	1	3	3	.....	16	16	.....
129	129	.....	93,822	93,738	84	50,115	50,081	34	35,371	35,321	50	4,033	4,033	.....	4,303	4,303	.....
114	114	.....	74,369	74,335	34	38,020	38,011	9	28,306	28,281	25	3,976	3,976	.....	4,067	4,067	.....
15	15	.....	19,453	19,403	50	12,095	12,070	25	7,065	7,040	25	57	57	.....	236	236	.....
121	121	.....	30,628	30,575	53	16,049	16,027	22	12,649	12,618	31	34	34	.....	1,896	1,896	.....
1	1	.....	131	129	2	100	99	1	25	24	1	.....	.....	.....	6	6	.....
2	2	.....	226	224	2	179	178	1	40	39	1	.....	.....	.....	7	7	.....
57	57	.....	2,086	2,079	7	1,530	1,527	3	494	490	4	.....	.....	.....	62	62	.....
1,550	1,550	.....	28,821	28,711	110	20,065	20,045	20	7,583	7,493	90	.....	.....	.....	1,173	1,173	.....
1	1	.....	203	201	2	148	147	1	42	41	1	1	1	.....	12	12	.....
1	1	.....	375	372	3	280	279	1	77	75	2	3	3	.....	15	15	.....
14	14	.....	3,662	3,626	36	2,714	2,698	16	786	766	20	34	34	.....	128	128	.....
9	9	.....	2,399	2,377	22	1,766	1,756	10	521	509	12	27	27	.....	85	85	.....
.....	.....	.....	135	134	1	75	75	.....	50	49	1	.....	.....	.....	10	10	.....
.....	.....	.....	171	170	1	98	98	.....	62	61	1	.....	.....	.....	11	11	.....
.....	.....	.....	19,025	19,018	7	7,621	7,621	.....	9,815	9,808	7	.....	.....	.....	1,589	1,589	.....
.....	.....	.....	253,519	253,396	123	113,798	113,798	.....	117,273	117,150	123	.....	.....	.....	22,448	22,448	.....
.....	.....	.....	.....	.....	.....	.....	.....	.....	.....	.....	.....	.....	.....	.....	.....	.....	.....
.....	.....	.....	.....	.....	.....	.....	.....	.....	.....	.....	.....	.....	.....	.....	.....	.....	.....
.....	.....	.....	.....	.....	.....	.....	.....	.....	.....	.....	.....	.....	.....	.....	.....	.....	.....
1	1	.....	244	242	2	176	175	1	54	53	1	.....	.....	.....	14	14	.....
4	4	.....	1,692	1,680	12	1,164	1,156	8	478	474	4	.....	.....	.....	50	50	.....
2	2	.....	1,136	1,131	5	835	832	3	252	250	2	10	10	.....	39	39	.....
129	129	.....	120,549	120,452	97	65,919	65,872	47	45,652	45,602	50	4,170	4,170	.....	4,808	4,808	.....
.....	.....	.....	97,381	97,298	83	65,919	65,872	47	27,292	27,256	36	4,170	4,170	.....	.....	.....	.....
129	129	.....	23,168	23,154	14	.....	.....	.....	18,360	18,346	14	.....	.....	.....	4,808	4,808	.....
.....	.....	.....	132	131	1	99	98	1	29	29	.....	1	1	.....	3	3	.....
.....	.....	.....	413	412	1	314	313	1	86	86	.....	6	6	.....	7	7	.....
.....	.....	.....	351	350	1	273	272	1	66	66	.....	5	5	.....	7	7	.....
.....	.....	.....	62	62	.....	41	41	.....	20	20	.....	1	1	.....	.....	.....	.....
.....	.....	.....	26,727	26,714	13	15,804	15,791	13	10,281	10,281	.....	137	137	.....	505	505	.....

MULTIPLE-UNIT OPERATIONS

Economic Area Table 2.—MULTIPLE-UNIT OPERATIONS, BY COLOR AND TENURE OF OPERATOR: CENSUS OF 1950—Continued

[Data for units, land in units, and number of horses and mules relate to April 1, 1950; those for cropland harvested and crops harvested relate to 1949]

Item (For definitions and explanations, see text)	Area 8					
	All operators			Color and tenure of operator		
	Total	White	Nonwhite	Full owners		
				Total	White	Nonwhite
1 Multiple-unit operations.....number..	163	145	18	118	106	12
2 Subunits in multiple-unit operations..total number..	506	462	44	327	301	26
3 Home farms.....number..	159	141	18	114	102	12
4 Cropper farms.....number..	347	321	26	213	199	14
5 Land in multiple-unit operations.....total acres..	92,797	90,495	2,302	58,555	57,411	1,144
6 Home farms.....acres..	82,414	80,549	1,865	51,041	50,155	886
7 Cropper farms.....acres..	10,383	9,946	437	7,514	7,256	258
8 Cropland harvested.....total acres..	13,882	13,162	720	7,486	7,084	402
9 Corn harvested for grain..multiple units reporting..	143	127	16	102	91	11
10 subunits reporting..	302	275	27	205	186	19
11 acres..	3,013	2,832	181	1,970	1,854	116
12 bushels..	51,111	49,181	1,930	33,918	32,683	1,235
13 Cotton harvested.....multiple units reporting..	148	131	17	104	93	11
14 subunits reporting..	387	352	35	234	215	19
15 acres..	6,235	5,810	425	3,269	3,069	200
16 bales..	4,005	3,760	245	2,155	2,037	118
17 Rice harvested.....multiple units reporting..	.....	.....	.....	.....	.....	.....
18 subunits reporting..	.....	.....	.....	.....	.....	.....
19 acres..	.....	.....	.....	.....	.....	.....
20	.....	.....	.....	.....	.....	.....
21 Peanuts harvested for 162-lb. barrels..	.....	.....	.....	.....	.....	.....
22 picking or threshing.....multiple units reporting..	17	13	4	15	12	3
23 subunits reporting..	21	17	4	19	16	3
24 acres..	29	24	5	26	23	3
25 pounds..	4,645	4,075	570	4,470	4,000	470
26 Horses and mules.....multiple units reporting..	146	130	16	104	94	10
number..	822	751	71	538	497	41
Landlord-tenant operations containing multiple units:						
27 All subunits including home farm.....number..	658	607	51	429	397	32
28 Land in all subunits including home farm..acres..	99,045	96,525	2,520	63,131	61,779	1,352
29 Owned by operator of multiple unit..acres..	76,962	75,302	1,660	63,131	61,779	1,352
30 Rented by operator of multiple unit.....acres..	22,083	21,223	860	.....	.....	.....
31 Subunits not included						
32 in multiple units.....operators reporting..	59	54	5	41	37	4
33 number..	152	145	7	102	96	6
34 Share tenants.....number..	112	105	7	78	72	6
35 Other tenants, not croppers nor share tenants.....number..	40	40	.....	24	24	.....
Land in subunits not included in multiple units.....acres..	6,248	6,030	218	4,576	4,368	208

Item (For definitions and explanations, see text)	Area 8—Continued								
	Color and tenure of operator—Continued								
	Part owners			Managers			Tenants		
	Total	White	Nonwhite	Total	White	Nonwhite	Total	White	Nonwhite
1 Multiple-unit operations.....number..	37	33	4	1	1	.....	7	5	2
2 Subunits in multiple-unit operations..total number..	161	147	14	2	2	.....	16	12	4
3 Home farms.....number..	37	33	4	1	1	.....	7	5	2
4 Cropper farms.....number..	124	114	10	1	1	.....	9	7	2
5 Land in multiple-unit operations.....total acres..	29,851	28,943	908	2,175	2,175	.....	2,216	1,966	250
6 Home farms.....acres..	27,187	26,425	762	2,140	2,140	.....	2,046	1,829	217
7 Cropper farms.....acres..	2,664	2,518	146	35	35	.....	170	137	33
8 Cropland harvested.....total acres..	5,844	5,633	211	114	114	.....	438	331	107
9 Corn harvested for grain..multiple units reporting..	33	30	3	1	1	.....	7	5	2
10 subunits reporting..	81	77	4	2	2	.....	14	10	4
11 acres..	925	899	26	14	14	.....	104	65	39
12 bushels..	15,138	14,868	270	550	550	.....	1,505	1,080	425
13 Cotton harvested.....multiple units reporting..	36	32	4	1	1	.....	7	5	2
14 subunits reporting..	136	124	12	1	1	.....	16	12	4
15 acres..	2,712	2,549	163	26	26	.....	228	166	62
16 bales..	1,686	1,586	100	30	30	.....	134	107	27
17 Rice harvested.....multiple units reporting..	.....	.....	.....	.....	.....	.....	.....	.....	.....
18 subunits reporting..	.....	.....	.....	.....	.....	.....	.....	.....	.....
19 acres..	.....	.....	.....	.....	.....	.....	.....	.....	.....
20	.....	.....	.....	.....	.....	.....	.....	.....	.....
21 Peanuts harvested for 162-lb. barrels..	.....	.....	.....	.....	.....	.....	.....	.....	.....
22 picking or threshing.....multiple units reporting..	1	1	.....	.....	.....	.....	1	.....	1
23 subunits reporting..	1	1	.....	.....	.....	.....	1	.....	1
24 acres..	1	1	.....	.....	.....	.....	2	.....	2
25 pounds..	75	75	.....	.....	.....	.....	100	.....	100
26 Horses and mules.....multiple units reporting..	34	30	4	1	1	.....	7	5	2
number..	246	228	18	2	2	.....	36	24	12
Landlord-tenant operations containing multiple units:									
27 All subunits including home farm.....number..	207	193	14	3	3	.....	19	14	5
28 Land in all subunits including home farm..acres..	31,420	30,512	908	2,210	2,210	.....	2,284	2,024	260
29 Owned by operator of multiple unit..acres..	11,621	11,313	308	2,210	2,210	.....	.....	.....	.....
30 Rented by operator of multiple unit.....acres..	19,799	19,199	600	.....	.....	.....	2,284	2,024	260
31 Subunits not included									
32 in multiple units.....operators reporting..	15	15	.....	1	1	.....	2	1	1
33 number..	46	46	.....	1	1	.....	3	2	1
34 Share tenants.....number..	31	31	.....	1	1	.....	2	1	1
35 Other tenants, not croppers nor share tenants.....number..	15	15	.....	.....	.....	.....	1	1	.....
Land in subunits not included in multiple units.....acres..	1,569	1,569	.....	35	35	.....	68	58	10

Economic Area Table 3.—MULTIPLE-UNIT OPERATIONS, BY TYPE OF FARM: CENSUS OF 1950

[Data for units, land in units, and number of horses and mules relate to April 1, 1950; those for cropland harvested and crops harvested relate to 1949]

Item (For definitions and explanations, see text)	The State						
	Total	Type of farm					
		Cotton	Rice	Peanut	Cotton and rice	Cotton and peanut	Miscellaneous
1 Multiple-unit operations.....number..	5,244	4,397	124	1	95	17	610
2 Subunits in multiple-unit operations.....total number..	21,118	18,987	285	2	259	38	1,547
3 Home farms.....number..	4,920	4,101	120	1	92	17	589
4 Cropper farms.....number..	16,198	14,886	165	1	167	21	958
5 Land in multiple-unit operations.....total acres..	2,289,204	1,914,763	54,515	179	22,076	4,247	293,424
6 Home farms.....acres..	1,948,749	1,622,412	44,192	167	17,386	3,692	260,900
7 Cropper farms.....acres..	340,455	292,351	10,323	12	4,690	555	32,524
8 Cropland harvested.....total acres..	686,786	600,594	23,076	14	9,890	616	52,596
9 Corn harvested for grain.....multiple units reporting..	4,328	3,856	19	1	37	17	398
10 subunits reporting..	11,154	10,381	21	1	57	27	667
11 acres..	128,960	119,305	153	4	441	199	8,858
12 bushels..	2,688,416	2,476,484	3,437	75	8,756	3,119	196,545
13 Cotton harvested.....multiple units reporting..	4,692	4,397	50	.....	95	17	133
14 subunits reporting..	17,074	16,533	61	.....	174	24	282
15 acres..	329,916	325,600	464	.....	1,840	205	1,807
16 bales..	240,436	237,299	319	.....	1,323	115	1,380
17 Rice harvested.....multiple units reporting..	219	.....	124	.....	95	.....	.....
18 subunits reporting..	277	.....	172	.....	105	.....	.....
19 acres..	27,505	.....	20,128	.....	7,377	.....	.....
20 162-lb. barrels..	351,066	.....	238,265	.....	112,801	.....	.....
21 Peanuts harvested for picking or threshing.....multiple units reporting..	62	42	.....	1	.....	17	2
22 subunits reporting..	76	51	.....	2	.....	21	2
23 acres..	127	65	.....	2	.....	58	2
24 pounds..	27,602	12,737	.....	1,800	.....	12,765	300
25 Horses and mules.....multiple units reporting..	4,473	3,806	101	1	87	15	463
26 number..	28,018	24,391	652	2	525	54	2,394
<b>Landlord-tenant operations containing multiple units:</b>							
27 All subunits including home farm.....number..	27,987	24,653	439	2	347	43	2,483
28 Land in all subunits including home farm.....acres..	2,533,834	2,100,616	63,327	179	29,003	4,450	336,259
29 Owned by operator of multiple unit.....acres..	1,976,876	1,634,493	45,306	.....	23,788	4,224	268,886
30 Rented by operator of multiple unit.....acres..	556,958	466,123	18,021	.....	5,215	226	67,373
31 Subunits not included in multiple units.....operators reporting..	1,971	1,636	54	.....	46	4	231
32 number..	6,849	5,666	154	.....	88	5	936
33 Share tenants.....number..	5,033	4,191	140	.....	65	3	634
34 Other tenants, not croppers nor share tenants.....number..	1,816	1,475	14	.....	23	2	302
35 Land in subunits not included in multiple units.....acres..	244,630	185,853	8,812	.....	6,927	203	42,635

Item (For definitions and explanations, see text)	Areas 1 and A						
	Total	Type of farm					
		Cotton	Rice	Peanut	Cotton and rice	Cotton and peanut	Miscellaneous
1 Multiple-unit operations.....number..	645	615	.....	.....	.....	2	28
2 Subunits in multiple-unit operations.....total number..	4,358	4,262	.....	.....	.....	4	92
3 Home farms.....number..	597	568	.....	.....	.....	2	27
4 Cropper farms.....number..	3,761	3,694	.....	.....	.....	2	65
5 Land in multiple-unit operations.....total acres..	400,227	380,351	.....	.....	.....	242	19,634
6 Home farms.....acres..	337,390	318,621	.....	.....	.....	219	18,550
7 Cropper farms.....acres..	62,837	61,730	.....	.....	.....	23	1,084
8 Cropland harvested.....total acres..	151,450	148,306	.....	.....	.....	58	3,086
9 Corn harvested for grain.....multiple units reporting..	523	506	.....	.....	.....	2	15
10 subunits reporting..	2,102	2,063	.....	.....	.....	2	37
11 acres..	19,128	18,745	.....	.....	.....	8	375
12 bushels..	481,582	472,107	.....	.....	.....	135	9,340
13 Cotton harvested.....multiple units reporting..	627	615	.....	.....	.....	2	10
14 subunits reporting..	4,032	3,995	.....	.....	.....	2	35
15 acres..	95,238	95,083	.....	.....	.....	11	144
16 bales..	79,661	79,540	.....	.....	.....	9	112
17 Rice harvested.....multiple units reporting..	.....	.....	.....	.....	.....	.....	.....
18 subunits reporting..	.....	.....	.....	.....	.....	.....	.....
19 acres..	.....	.....	.....	.....	.....	.....	.....
20 162-lb. barrels..	.....	.....	.....	.....	.....	.....	.....
21 Peanuts harvested for picking or threshing.....multiple units reporting..	3	1	.....	.....	.....	2	.....
22 subunits reporting..	3	1	.....	.....	.....	2	.....
23 acres..	3	1	.....	.....	.....	2	.....
24 pounds..	650	200	.....	.....	.....	450	.....
25 Horses and mules.....multiple units reporting..	545	521	.....	.....	.....	2	22
26 number..	3,910	3,770	.....	.....	.....	8	132
<b>Landlord-tenant operations containing multiple units:</b>							
27 All subunits including home farm.....number..	4,942	4,819	.....	.....	.....	7	116
28 Land in all subunits including home farm.....acres..	414,302	393,568	.....	.....	.....	285	20,449
29 Owned by operator of multiple unit.....acres..	296,745	281,244	.....	.....	.....	225	15,276
30 Rented by operator of multiple unit.....acres..	117,557	112,324	.....	.....	.....	60	5,173
31 Subunits not included in multiple units.....operators reporting..	186	173	.....	.....	.....	2	11
32 number..	584	557	.....	.....	.....	3	24
33 Share tenants.....number..	415	403	.....	.....	.....	1	11
34 Other tenants, not croppers nor share tenants.....number..	169	154	.....	.....	.....	2	13
35 Land in subunits not included in multiple units.....acres..	14,075	13,217	.....	.....	.....	43	815

MULTIPLE-UNIT OPERATIONS

Economic Area Table 3.—MULTIPLE-UNIT OPERATIONS, BY TYPE OF FARM: CENSUS OF 1950—Continued

[Data for units, land in units, and number of horses and mules relate to April 1, 1950; those for cropland harvested and crops harvested relate to 1949]

Item (For definitions and explanations, see text)		Area 2						
		Total	Type of farm					Miscellaneous
			Cotton	Rice	Peanut	Cotton and rice	Cotton and peanut	
1	Multiple-unit operations..... number..	1,941	1,860	.....	.....	.....	.....	81
2	Subunits in multiple-unit operations..... total number..	9,340	9,089	.....	.....	.....	.....	251
3	Home farms..... number..	1,815	1,736	.....	.....	.....	.....	79
4	Cropper farms..... number..	7,525	7,353	.....	.....	.....	.....	172
5	Land in multiple-unit operations..... total acres..	1,031,830	980,183	.....	.....	.....	.....	51,647
6	Home farms..... acres..	894,642	846,070	.....	.....	.....	.....	48,572
7	Cropper farms..... acres..	137,188	134,113	.....	.....	.....	.....	3,075
8	Cropland harvested..... total acres..	320,939	310,605	.....	.....	.....	.....	10,334
9	Corn harvested for grain..... multiple units reporting..	1,612	1,566	.....	.....	.....	.....	46
10	subunits reporting..	4,531	4,490	.....	.....	.....	.....	81
11	acres..	58,950	57,244	.....	.....	.....	.....	1,706
12	bushels..	1,240,482	1,183,862	.....	.....	.....	.....	56,620
13	Cotton harvested..... multiple units reporting..	1,887	1,860	.....	.....	.....	.....	27
14	subunits reporting..	8,290	8,205	.....	.....	.....	.....	85
15	acres..	172,535	171,983	.....	.....	.....	.....	552
16	bales..	120,696	120,159	.....	.....	.....	.....	537
17	Rice harvested..... multiple units reporting..	.....	.....	.....	.....	.....	.....	.....
18	subunits reporting..	.....	.....	.....	.....	.....	.....	.....
19	acres..	.....	.....	.....	.....	.....	.....	.....
20	162-lb. barrels..	.....	.....	.....	.....	.....	.....	.....
21	Peanuts harvested for picking or threshing..... multiple units reporting..	.....	.....	.....	.....	.....	.....	.....
22	subunits reporting..	.....	.....	.....	.....	.....	.....	.....
23	acres..	.....	.....	.....	.....	.....	.....	.....
24	pounds..	.....	.....	.....	.....	.....	.....	.....
25	Horses and mules..... multiple units reporting..	1,593	1,535	.....	.....	.....	.....	58
26	number..	11,115	10,713	.....	.....	.....	.....	402
Landlord-tenant operations containing multiple units:								
27	All subunits including home farm..... number..	12,631	12,050	.....	.....	.....	.....	581
28	Land in all subunits including home farm..... acres..	1,145,167	1,083,918	.....	.....	.....	.....	61,249
29	Owned by operator of multiple unit..... acres..	869,283	815,436	.....	.....	.....	.....	53,847
30	Rented by operator of multiple unit..... acres..	275,884	268,482	.....	.....	.....	.....	7,402
31	Subunits not included in multiple units..... operators reporting..	791	750	.....	.....	.....	.....	41
32	number..	3,291	2,961	.....	.....	.....	.....	330
33	Share tenants..... number..	2,519	2,239	.....	.....	.....	.....	280
34	Other tenants, not croppers nor share tenants..... number..	772	722	.....	.....	.....	.....	50
35	Land in subunits not included in multiple units..... acres..	113,337	103,735	.....	.....	.....	.....	9,602

Item (For definitions and explanations, see text)		Area 3						
		Total	Type of farm					Miscellaneous
			Cotton	Rice	Peanut	Cotton and rice	Cotton and peanut	
1	Multiple-unit operations..... number..	953	777	31	.....	50	.....	95
2	Subunits in multiple-unit operations..... total number..	2,713	2,272	79	.....	129	.....	233
3	Home farms..... number..	889	719	31	.....	48	.....	91
4	Cropper farms..... number..	1,824	1,553	48	.....	81	.....	142
5	Land in multiple-unit operations..... total acres..	197,579	134,815	12,505	.....	9,719	.....	40,540
6	Home farms..... acres..	156,002	100,608	10,645	.....	7,616	.....	37,133
7	Cropper farms..... acres..	41,577	34,207	1,860	.....	2,103	.....	3,407
8	Cropland harvested..... total acres..	69,678	48,117	5,790	.....	4,813	.....	10,958
9	Corn harvested for grain..... multiple units reporting..	798	716	4	.....	17	.....	61
10	subunits reporting..	1,698	1,569	4	.....	23	.....	102
11	acres..	17,847	15,889	28	.....	176	.....	1,754
12	bushels..	368,577	328,576	855	.....	4,480	.....	34,666
13	Cotton harvested..... multiple units reporting..	877	777	14	.....	50	.....	36
14	subunits reporting..	1,891	1,717	16	.....	92	.....	66
15	acres..	17,929	16,356	130	.....	984	.....	459
16	bales..	12,125	11,022	96	.....	750	.....	257
17	Rice harvested..... multiple units reporting..	81	.....	31	.....	50	.....	.....
18	subunits reporting..	102	.....	48	.....	54	.....	.....
19	acres..	8,237	.....	4,274	.....	3,963	.....	.....
20	162-lb. barrels..	95,270	.....	58,274	.....	36,996	.....	.....
21	Peanuts harvested for picking or threshing..... multiple units reporting..	.....	.....	.....	.....	.....	.....	.....
22	subunits reporting..	.....	.....	.....	.....	.....	.....	.....
23	acres..	.....	.....	.....	.....	.....	.....	.....
24	pounds..	.....	.....	.....	.....	.....	.....	.....
25	Horses and mules..... multiple units reporting..	835	702	25	.....	45	.....	63
26	number..	5,140	4,315	141	.....	239	.....	445
Landlord-tenant operations containing multiple units:								
27	All subunits including home farm..... number..	4,144	3,387	143	.....	169	.....	445
28	Land in all subunits including home farm..... acres..	237,987	164,423	14,870	.....	11,756	.....	46,938
29	Owned by operator of multiple unit..... acres..	202,246	147,121	10,990	.....	10,028	.....	34,107
30	Rented by operator of multiple unit..... acres..	35,741	17,302	3,880	.....	1,728	.....	12,831
31	Subunits not included in multiple units..... operators reporting..	430	340	19	.....	23	.....	48
32	number..	1,431	1,115	64	.....	40	.....	212
33	Share tenants..... number..	1,126	867	58	.....	35	.....	166
34	Other tenants, not croppers nor share tenants..... number..	305	248	6	.....	5	.....	46
35	Land in subunits not included in multiple units..... acres..	40,408	29,608	2,365	.....	2,037	.....	6,398

Economic Area Table 3.—MULTIPLE-UNIT OPERATIONS, BY TYPE OF FARM: CENSUS OF 1950—Continued

[Data for units, land in units, and number of horses and mules relate to April 1, 1950; those for cropland harvested and crops harvested relate to 1949]

Item (For definitions and explanations, see text)		Area 4						
		Total	Type of farm					
			Cotton	Rice	Peanut	Cotton and rice	Cotton and peanut	Miscellaneous
1	Multiple-unit operations.....number..	671	586		1		8	76
2	Subunits in multiple-unit operations.....total number..	1,973	1,784		2		18	169
3	Home farms.....number..	636	552		1		8	75
4	Cropper farms.....number..	1,337	1,232		1		10	94
5	Land in multiple-unit operations.....total acres..	240,228	210,042		179		1,442	28,565
6	Home farms.....acres..	201,617	174,207		167		1,126	26,117
7	Cropper farms.....acres..	38,611	35,835		12		316	2,448
8	Cropland harvested.....total acres..	61,258	57,757		14		364	3,123
9	Corn harvested for grain.....multiple units reporting..	620	561		1		8	50
10	subunits reporting.....	1,336	1,252				14	69
11	acres.....	16,452	15,423		4		113	912
12	bushels.....	314,360	293,431		75		1,874	18,980
13	Cotton harvested.....multiple units reporting..	603	586				8	9
14	subunits reporting.....	1,450	1,426				12	12
15	acres.....	28,758	28,517				126	115
16	bales.....	18,631	18,493				63	75
17	Rice harvested.....multiple units reporting..							
18	subunits reporting.....							
19	acres.....							
20	162-lb. barrels.....							
21	Peanuts harvested for picking or threshing.....multiple units reporting..	39	30		1		8	
22	subunits reporting.....	49	36		2		11	
23	acres.....	92	44		2		46	
24	pounds.....	21,757	9,847		1,800		10,110	
25	Horses and mules.....multiple units reporting..	600	530		1		8	61
26	number.....	2,855	2,552		2		21	280
Landlord-tenant operations containing multiple units:								
27	All subunits including home farm.....number..	2,369	2,123		2		19	225
28	Land in all subunits including home farm.....acres..	258,901	224,850		179		1,484	32,388
29	Owned by operator of multiple unit.....acres..	213,150	184,314		179		1,318	27,339
30	Rented by operator of multiple unit.....acres..	45,751	40,536				166	5,049
31	Subunits not included in multiple units.....operators reporting..	181	162				1	18
32	number.....	396	339				1	56
33	Share tenants.....number..	232	206		1		1	25
34	Other tenants, not croppers nor share tenants.....number..	164	133					31
35	Land in subunits not included in multiple units.....acres..	18,673	14,808				42	3,823

Item (For definitions and explanations, see text)		Areas 5 and B						
		Total	Type of farm					
			Cotton	Rice	Peanut	Cotton and rice	Cotton and peanut	Miscellaneous
1	Multiple-unit operations.....number..	470	248				1	221
2	Subunits in multiple-unit operations.....total number..	1,208	666				3	539
3	Home farms.....number..	459	242				1	216
4	Cropper farms.....number..	749	424				2	323
5	Land in multiple-unit operations.....total acres..	182,093	94,671				329	87,093
6	Home farms.....acres..	160,197	84,539				284	75,374
7	Cropper farms.....acres..	21,896	10,132				45	11,719
8	Cropland harvested.....total acres..	25,934	14,314				26	11,594
9	Corn harvested for grain.....multiple units reporting..	404	245				1	158
10	subunits reporting.....	773	509				2	262
11	acres.....	8,920	6,736				14	2,170
12	bushels.....	162,986	116,505				150	46,331
13	Cotton harvested.....multiple units reporting..	286	248				1	37
14	subunits reporting.....	530	480				1	49
15	acres.....	4,359	4,122				8	229
16	bales.....	2,144	2,006				4	134
17	Rice harvested.....multiple units reporting..							
18	subunits reporting.....							
19	acres.....							
20	162-lb. barrels.....							
21	Peanuts harvested for picking or threshing.....multiple units reporting..	3					1	2
22	subunits reporting.....	3					1	2
23	acres.....	3					1	2
24	pounds.....	550					250	300
25	Horses and mules.....multiple units reporting..	420	237				1	182
26	number.....	1,830	1,135				4	691
Landlord-tenant operations containing multiple units:								
27	All subunits including home farm.....number..	1,653	955				3	695
28	Land in all subunits including home farm.....acres..	201,274	101,382				329	99,563
29	Owned by operator of multiple unit.....acres..	175,279	94,375				329	80,575
30	Rented by operator of multiple unit.....acres..	25,995	7,007					18,988
31	Subunits not included in multiple units.....operators reporting..	148	84					64
32	number.....	445	289					156
33	Share tenants.....number..	192	143					49
34	Other tenants, not croppers nor share tenants.....number..	253	146					107
35	Land in subunits not included in multiple units.....acres..	19,181	6,711					12,470



## MULTIPLE-UNIT OPERATIONS

Economic Area Table 3.—MULTIPLE-UNIT OPERATIONS, BY TYPE OF FARM: CENSUS OF 1950—Continued

[Data for units, land in units, and number of horses and mules relate to April 1, 1950; those for cropland harvested and crops harvested relate to 1949]

Item (For definitions and explanations, see text)		Area 6						
		Total	Type of farm					Miscellaneous
			Cotton	Rice	Peanut	Cotton and rice	Cotton and peanut	
1	Multiple-unit operations..... number..	114	55	3				56
2	Subunits in multiple-unit operations..... total number..	297	155	6				136
3	Home farms..... number..	105	51	3				51
4	Cropper farms..... number..	192	104	3				85
5	Land in multiple-unit operations..... total acres..	50,628	17,158	920				32,550
6	Home farms..... acres..	42,118	13,577	854				27,687
7	Cropper farms..... acres..	8,510	3,581	66				4,863
8	Cropland harvested..... total acres..	13,017	4,385	302				8,330
9	Corn harvested for grain..... multiple units reporting..	97	53	1				43
10	subunits reporting..	186	107	1				78
11	acres..	2,564	1,244	12				1,308
12	bushels..	40,497	19,380	216				20,901
13	Cotton harvested..... multiple units reporting..	61	55	2				4
14	subunits reporting..	119	108	3				8
15	acres..	1,200	1,136	11				53
16	bales..	775	702	7				66
17	Rice harvested..... multiple units reporting..	3		3				
18	subunits reporting..	4		4				
19	acres..	243		243				
20	162-lb. barrels..	2,277		2,277				
21	Peanuts harvested for picking or threshing..... multiple units reporting..							
22	subunits reporting..							
23	acres..							
24	pounds..							
25	Horses and mules..... multiple units reporting..	90	50	3				37
26	number..	654	446	13				195
Landlord-tenant operations containing multiple units:								
27	All subunits including home farm..... number..	434	210	6				218
28	Land in all subunits including home farm..... acres..	56,609	18,887	920				36,802
29	Owned by operator of multiple unit..... acres..	45,830	17,753	378				27,699
30	Rented by operator of multiple unit..... acres..	10,779	1,134	542				9,103
31	Subunits not included in multiple units..... operators reporting..	44	16					28
32	number..	137	55					82
33	Share tenants..... number..	86	38					48
34	Other tenants, not croppers nor share tenants..... number..	51	17					34
35	Land in subunits not included in multiple units..... acres..	5,981	1,729					4,252

Item (For definitions and explanations, see text)		Area 7						
		Total	Type of farm					Miscellaneous
			Cotton	Rice	Peanut	Cotton and rice	Cotton and peanut	
1	Multiple-unit operations..... number..	287	117	90		45		35
2	Subunits in multiple-unit operations..... total number..	723	307	200		130		86
3	Home farms..... number..	260	97	86		44		33
4	Cropper farms..... number..	463	210	114		86		53
5	Land in multiple-unit operations..... total acres..	93,822	26,158	41,090		12,357		14,217
6	Home farms..... acres..	74,369	20,572	32,693		9,770		11,334
7	Cropper farms..... acres..	19,453	5,586	8,397		2,587		2,883
8	Cropland harvested..... total acres..	30,628	5,502	16,984		5,077		3,065
9	Corn harvested for grain..... multiple units reporting..	131	81	14		20		16
10	subunits reporting..	226	154	34		34		22
11	acres..	2,086	1,402	113		265		306
12	bushels..	28,821	16,602	2,366		4,276		5,577
13	Cotton harvested..... multiple units reporting..	203	117	34		45		7
14	subunits reporting..	375	233	42		82		18
15	acres..	3,662	2,379	323		856		104
16	bales..	2,399	1,531	216		573		79
17	Rice harvested..... multiple units reporting..	135		90		45		
18	subunits reporting..	171		120		51		
19	acres..	19,025		15,611		3,414		
20	162-lb. barrels..	253,519		177,714		75,805		
21	Peanuts harvested for picking or threshing..... multiple units reporting..							
22	subunits reporting..							
23	acres..							
24	pounds..							
25	Horses and mules..... multiple units reporting..	244	104	73		42		25
26	number..	1,692	743	498		286		165
Landlord-tenant operations containing multiple units:								
27	All subunits including home farm..... number..	1,136	531	290		178		137
28	Land in all subunits including home farm..... acres..	120,549	37,031	47,537		17,247		18,734
29	Owned by operator of multiple unit..... acres..	97,381	36,192	33,938		13,760		13,491
30	Rented by operator of multiple unit..... acres..	23,168	839	13,599		3,487		5,243
31	Subunits not included in multiple units..... operators reporting..	132	58	35		23		16
32	number..	413	224	90		51		51
33	Share tenants..... number..	351	200	82		30		39
34	Other tenants, not croppers nor share tenants..... number..	62	24	8		18		12
35	Land in subunits not included in multiple units..... acres..	26,727	10,873	6,447		4,890		4,517

Economic Area Table 3.—MULTIPLE-UNIT OPERATIONS, BY TYPE OF FARM: CENSUS OF 1950—Continued

[Data for units, land in units, and number of horses and mules relate to April 1, 1950; those for cropland harvested and crops harvested relate to 1949]

Item (For definitions and explanations, see text)	Area 8						
	Total	Type of farm					
		Cotton	Rice	Peanut	Cotton and rice	Cotton and peanut	Miscellaneous
1 Multiple-unit operations.....number..	163	139				6	18
2 Subunits in multiple-unit operations.....total number..	506	452				13	41
3 Home farms.....number..	159	136				6	17
4 Cropper farms.....number..	347	316				7	24
5 Land in multiple-unit operations.....total acres..	92,797	71,385				2,234	19,178
6 Home farms.....acres..	82,414	64,218				2,063	16,133
7 Cropper farms.....acres..	10,383	7,167				171	3,045
8 Cropland harvested.....total acres..	13,882	11,608				168	2,106
9 Corn harvested for grain.....multiple units reporting..	143	128				6	9
10 subunits reporting..	302	277				9	16
11 acres..	3,013	2,622				64	327
12 bushels..	51,111	46,021				960	4,130
13 Cotton harvested.....multiple units reporting..	148	139				6	3
14 subunits reporting..	387	369				9	9
15 acres..	6,235	6,024				60	151
16 bales..	4,005	3,846				39	120
17 Rice harvested.....multiple units reporting..							
18 subunits reporting..							
19 acres..							
20 162-lb. barrels..							
21 Peanuts harvested for picking or threshing.....multiple units reporting..	17	11				6	
22 subunits reporting..	21	14				7	
23 acres..	29	20				9	
24 pounds..	4,645	2,690				1,955	
25 Horses and mules.....multiple units reporting..	146	127				4	15
26 number..	822	717				21	84
Landlord-tenant operations containing multiple units:							
27 All subunits including home farm.....number..	658	578				14	66
28 Land in all subunits including home farm.....acres..	99,045	76,557				2,352	20,136
29 Owned by operator of multiple unit.....acres..	76,962	58,058				2,352	16,552
30 Rented by operator of multiple unit.....acres..	22,083	18,499					3,584
31 Subunits not included in multiple units.....operators reporting..	59	53				1	5
32 number..	152	126				1	25
33 Share tenants.....number..	112	95				1	16
34 Other tenants, not croppers nor share tenants.....number..	40	31					9
35 Land in subunits not included in multiple units.....acres..	6,248	5,172				118	958

MULTIPLE-UNIT OPERATIONS

Economic Area Table 4.—MULTIPLE-UNIT OPERATIONS, BY ACRES OF CROPLAND HARVESTED: CENSUS OF 1950

[Data for units, land in units, and number of horses and mules relate to April 1, 1950; those for cropland harvested and crops harvested relate to 1949]

Item (For definitions and explanations, see text)	The State									
	Total	Acres of cropland harvested								
		None	Under 20 acres	20 to 29 acres	30 to 49 acres	50 to 99 acres	100 to 199 acres	200 to 499 acres	500 acres and over	
1 Multiple-unit operations.....number..	5,244	79	507	531	973	1,432	876	601	245	
2 Subunits in multiple-unit operations.....total number..	21,118	178	1,057	1,145	2,277	4,048	3,627	4,276	4,510	
3 Home farms.....number..	4,920	73	475	502	886	1,317	834	589	244	
4 Cropper farms.....number..	16,198	105	582	643	1,391	2,731	2,793	3,687	4,266	
5 Land in multiple-unit operations.....total acres..	2,289,204	21,439	72,672	88,263	154,495	314,960	412,855	547,436	677,084	
6 Home farms.....acres..	1,948,749	11,720	63,937	74,802	123,354	249,940	348,135	474,321	602,540	
7 Cropper farms.....acres..	340,455	9,719	8,735	13,461	31,141	65,020	64,720	73,115	74,544	
8 Cropland harvested.....total acres..	686,786	.....	6,224	12,920	38,154	100,428	121,709	180,427	226,924	
9 Corn harvested for grain.....multiple units reporting..	4,328	.....	349	452	850	1,237	727	509	204	
10 subunits reporting..	11,154	.....	411	625	1,409	2,564	2,021	2,108	2,016	
11 acres..	128,960	.....	2,137	4,488	12,079	27,402	25,386	27,462	30,006	
12 bushels..	2,688,416	.....	43,953	84,389	232,335	510,975	479,516	573,619	763,629	
13 Cotton harvested.....multiple units reporting..	4,692	.....	307	460	923	1,362	836	567	237	
14 subunits reporting..	17,074	.....	367	657	1,655	3,262	3,030	3,813	4,290	
15 acres..	329,916	.....	2,407	5,537	18,050	49,185	57,051	85,687	111,999	
16 bales..	240,436	.....	1,565	3,654	13,998	32,918	39,609	63,327	85,365	
17 Rice harvested.....multiple units reporting..	219	.....	5	17	38	49	60	41	9	
18 subunits reporting..	277	.....	5	19	43	64	70	51	25	
19 acres..	27,505	.....	49	277	991	3,009	6,617	10,131	6,431	
20 162-lb. barrels..	351,066	.....	519	3,598	15,744	35,223	72,471	152,277	71,234	
21 Peanuts harvested for picking or threshing.....multiple units reporting..	62	.....	10	4	14	21	7	5	1	
22 subunits reporting..	76	.....	11	4	16	25	10	9	1	
23 acres..	127	.....	10	6	20	34	44	12	1	
24 pounds..	27,602	.....	3,980	1,575	2,905	6,927	10,125	1,940	150	
25 Horses and mules.....multiple units reporting..	4,473	.....	401	441	836	1,211	783	536	223	
26 number..	28,018	.....	1,174	1,642	3,315	5,893	5,192	5,098	5,525	
Landlord-tenant operations containing multiple units:										
27 All subunits including home farm.....number..	27,967	.....	239	1,542	1,554	3,002	5,206	4,860	5,634	5,930
28 Land in all subunits including home farm.....acres..	2,533,834	.....	23,380	92,653	100,802	180,982	356,098	462,629	586,558	730,732
29 Owned by operator of multiple unit.....acres..	1,976,876	.....	19,936	85,834	87,818	156,114	286,726	337,218	413,047	590,183
30 Rented by operator of multiple unit.....acres..	556,958	.....	3,444	6,819	12,984	24,868	69,372	125,411	173,511	140,549
31 Subunits not included in multiple units.....operators reporting..	1,971	.....	23	189	175	286	491	365	286	156
32 number..	6,849	.....	61	485	409	725	1,158	1,233	1,358	1,420
33 Share tenants.....number..	5,033	.....	45	278	285	548	860	877	1,072	1,068
34 Other tenants, not croppers nor share tenants.....number..	1,816	.....	16	207	124	177	298	356	286	352
35 Land in subunits not included in multiple units.....acres..	244,630	.....	1,941	19,981	12,539	26,487	41,138	49,774	39,122	53,648

Item (For definitions and explanations, see text)	Areas 1 and A									
	Total	Acres of cropland harvested								
		None	Under 20 acres	20 to 29 acres	30 to 49 acres	50 to 99 acres	100 to 199 acres	200 to 499 acres	500 acres and over	
1 Multiple-unit operations.....number..	645	7	26	38	69	163	129	132	81	
2 Subunits in multiple-unit operations.....total number..	4,358	18	58	82	176	520	524	1,078	1,902	
3 Home farms.....number..	597	6	23	32	51	148	124	132	81	
4 Cropper farms.....number..	3,761	12	35	50	125	372	400	946	1,821	
5 Land in multiple-unit operations.....total acres..	400,227	1,803	3,502	5,594	7,497	39,791	48,699	119,449	173,892	
6 Home farms.....acres..	337,390	1,460	3,077	4,670	5,412	33,047	41,416	103,979	144,329	
7 Cropper farms.....acres..	62,837	343	425	924	2,085	6,744	7,283	15,470	29,563	
8 Cropland harvested.....total acres..	151,450	.....	349	897	2,731	11,585	17,902	41,917	76,069	
9 Corn harvested for grain.....multiple units reporting..	523	.....	15	31	55	132	108	118	64	
10 subunits reporting..	2,102	.....	17	40	95	293	271	540	846	
11 acres..	19,128	.....	68	286	713	2,363	2,878	5,233	7,587	
12 bushels..	481,582	.....	1,725	4,672	17,304	53,331	61,306	138,881	204,363	
13 Cotton harvested.....multiple units reporting..	627	.....	24	34	68	160	128	132	81	
14 subunits reporting..	4,032	.....	30	55	144	447	486	1,022	1,848	
15 acres..	95,238	.....	240	552	1,730	7,208	10,875	25,816	48,817	
16 bales..	79,661	.....	171	373	1,220	5,429	8,164	22,465	41,839	
17 Rice harvested.....multiple units reporting..	.....	.....	.....	.....	.....	.....	.....	.....	.....	
18 subunits reporting..	.....	.....	.....	.....	.....	.....	.....	.....	.....	
19 acres..	.....	.....	.....	.....	.....	.....	.....	.....	.....	
20 162-lb. barrels..	.....	.....	.....	.....	.....	.....	.....	.....	.....	
21 Peanuts harvested for picking or threshing.....multiple units reporting..	3	.....	1	.....	1	.....	.....	1	.....	
22 subunits reporting..	3	.....	1	.....	1	.....	.....	1	.....	
23 acres..	650	.....	200	.....	250	.....	.....	200	.....	
24 pounds..	545	.....	20	28	46	131	115	123	78	
25 Horses and mules.....multiple units reporting..	3,910	.....	12	51	86	160	601	885	1,566	
26 number..	.....	.....	.....	.....	.....	.....	.....	.....	.....	
Landlord-tenant operations containing multiple units:										
27 All subunits including home farm.....number..	4,942	.....	25	75	94	199	593	599	1,183	2,174
28 Land in all subunits including home farm.....acres..	414,302	.....	1,931	5,305	5,877	8,051	42,490	51,626	121,579	177,443
29 Owned by operator of multiple unit.....acres..	296,745	.....	780	4,314	5,519	5,961	35,953	38,830	88,555	116,833
30 Rented by operator of multiple unit.....acres..	117,557	.....	1,151	991	358	2,090	6,537	12,796	33,024	60,610
31 Subunits not included in multiple units.....operators reporting..	186	.....	3	8	8	13	43	39	36	36
32 number..	584	.....	7	17	12	23	73	75	105	272
33 Share tenants.....number..	415	.....	3	4	4	22	49	41	77	215
34 Other tenants, not croppers nor share tenants.....number..	169	.....	4	13	8	1	24	34	28	57
35 Land in subunits not included in multiple units.....acres..	14,075	.....	128	1,803	283	554	2,699	2,927	2,130	3,551

Economic Area Table 4.—MULTIPLE-UNIT OPERATIONS, BY ACRES OF CROPLAND HARVESTED: CENSUS OF 1950—Continued

[Data for units, land in units, and number of horses and mules relate to April 1, 1950; those for cropland harvested and crops harvested relate to 1949]

Item (For definitions and explanations, see text)	Area 2								
	Total	Acres of cropland harvested							
		None	Under 20 acres	20 to 29 acres	30 to 49 acres	50 to 99 acres	100 to 199 acres	200 to 499 acres	500 acres and over
1 Multiple-unit operations.....number..	1,941	12	81	121	326	579	397	298	127
2 Subunits in multiple-unit operations.....total number..	9,340	27	171	269	774	1,661	1,859	2,337	2,242
3 Home farms.....number..	1,815	12	63	109	292	541	381	291	126
4 Cropper farms.....number..	7,525	15	108	160	482	1,120	1,478	2,046	2,116
5 Land in multiple-unit operations.....total acres..	1,031,830	2,615	9,271	17,581	45,329	108,090	184,033	249,583	415,328
6 Home farms.....acres..	894,642	2,284	7,973	14,538	36,524	84,205	155,062	214,005	380,051
7 Cropper farms.....acres..	137,188	331	1,298	3,043	8,805	23,885	28,971	35,578	35,277
8 Cropland harvested.....total acres..	320,939	.....	1,075	3,023	12,935	40,986	55,196	88,331	119,393
9 Corn harvested for grain.....multiple units reporting..	1,612	.....	40	95	282	488	334	260	113
10 subunits reporting.....	4,531	.....	52	133	447	968	930	1,042	959
11 acres.....	58,950	.....	285	828	3,500	9,724	10,900	14,413	19,300
12 bushels..	1,240,482	.....	5,136	16,152	68,873	174,820	195,587	286,158	493,756
13 Cotton harvested.....multiple units reporting..	1,887	.....	66	114	321	569	394	297	126
14 subunits reporting.....	8,290	.....	89	178	625	1,463	1,644	2,149	2,142
15 acres.....	172,535	.....	693	1,876	7,869	24,399	32,272	48,073	57,353
16 bales..	120,696	.....	448	1,289	7,391	16,551	22,269	33,353	39,395
17 Rice harvested.....multiple units reporting..	.....	.....	.....	.....	.....	.....	.....	.....	.....
18 subunits reporting.....	.....	.....	.....	.....	.....	.....	.....	.....	.....
19 acres.....	.....	.....	.....	.....	.....	.....	.....	.....	.....
20 162-lb. barrels..	.....	.....	.....	.....	.....	.....	.....	.....	.....
21 Peanuts harvested for picking or threshing.....multiple units reporting..	.....	.....	.....	.....	.....	.....	.....	.....	.....
22 subunits reporting.....	.....	.....	.....	.....	.....	.....	.....	.....	.....
23 acres.....	.....	.....	.....	.....	.....	.....	.....	.....	.....
24 pounds..	.....	.....	.....	.....	.....	.....	.....	.....	.....
25 Horses and mules.....multiple units reporting..	1,593	8	51	87	264	462	394	298	117
26 number..	11,115	29	158	287	959	1,919	1,998	2,428	3,337
Landlord-tenant operations containing multiple units:									
27 All subunits including home farm.....number..	12,631	32	241	380	1,012	2,078	2,456	3,257	3,175
28 Land in all subunits including home farm.....acres..	1,145,167	2,696	12,053	20,651	54,399	122,791	206,116	271,577	454,884
29 Owned by operator of multiple unit.....acres..	869,283	1,097	11,418	14,055	41,724	85,924	144,681	181,043	389,341
30 Rented by operator of multiple unit.....acres..	275,884	1,599	635	6,596	12,675	36,867	61,435	90,534	65,543
31 Subunits not included in multiple units.....operators reporting..	791	4	36	41	92	202	167	158	91
32 number..	3,291	5	70	111	238	417	597	920	933
33 Share tenants.....number..	2,519	5	51	86	167	322	443	751	694
34 Other tenants, not croppers nor share tenants.....number..	772	.....	19	25	71	95	154	169	239
35 Land in subunits not included in multiple units.....acres..	113,337	81	2,782	3,070	9,070	14,701	22,083	21,994	39,556

Item (For definitions and explanations, see text)	Area 3								
	Total	Acres of cropland harvested							
		None	Under 20 acres	20 to 29 acres	30 to 49 acres	50 to 99 acres	100 to 199 acres	200 to 499 acres	500 acres and over
1 Multiple-unit operations.....number..	953	21	115	173	236	231	113	54	10
2 Subunits in multiple-unit operations.....total number..	2,713	42	237	364	555	702	415	299	99
3 Home farms.....number..	889	19	114	167	219	205	102	53	10
4 Cropper farms.....number..	1,824	23	123	197	336	497	313	246	89
5 Land in multiple-unit operations.....total acres..	197,579	1,857	15,022	16,113	22,236	35,393	41,864	44,474	20,620
6 Home farms.....acres..	156,002	1,143	13,072	12,454	14,885	23,173	34,044	38,641	18,590
7 Cropper farms.....acres..	41,577	714	1,950	3,659	7,351	12,220	7,820	5,833	2,030
8 Cropland harvested.....total acres..	69,678	.....	1,677	4,214	9,095	15,695	15,459	15,727	7,808
9 Corn harvested for grain.....multiple units reporting..	798	.....	90	154	208	206	89	43	8
10 subunits reporting.....	1,698	.....	98	213	364	497	277	201	48
11 acres.....	17,847	.....	528	1,430	2,898	5,193	3,773	2,984	1,041
12 bushels..	368,577	.....	11,118	30,005	56,585	104,293	84,853	57,163	24,560
13 Cotton harvested.....multiple units reporting..	877	.....	105	160	231	220	102	50	9
14 subunits reporting.....	1,891	.....	117	220	409	531	310	233	71
15 acres.....	17,929	.....	715	1,503	3,484	5,207	3,478	2,775	767
16 bales..	12,125	.....	469	1,032	2,394	3,455	2,497	1,772	506
17 Rice harvested.....multiple units reporting..	81	.....	2	10	18	11	25	13	2
18 subunits reporting.....	102	.....	2	11	19	14	28	15	13
19 acres.....	8,237	.....	14	126	367	599	2,498	3,089	1,544
20 162-lb. barrels..	95,270	.....	145	1,549	6,057	6,831	24,737	35,133	20,818
21 Peanuts harvested for picking or threshing.....multiple units reporting..	.....	.....	.....	.....	.....	.....	.....	.....	.....
22 subunits reporting.....	.....	.....	.....	.....	.....	.....	.....	.....	.....
23 acres.....	.....	.....	.....	.....	.....	.....	.....	.....	.....
24 pounds..	.....	.....	.....	.....	.....	.....	.....	.....	.....
25 Horses and mules.....multiple units reporting..	835	7	100	150	215	205	103	48	7
26 number..	5,140	31	379	619	1,015	1,331	963	624	178
Landlord-tenant operations containing multiple units:									
27 All subunits including home farm.....number..	4,144	70	453	535	762	994	685	451	194
28 Land in all subunits including home farm.....acres..	237,987	2,511	20,627	20,636	27,967	43,454	49,938	49,365	23,489
29 Owned by operator of multiple unit.....acres..	202,246	2,508	19,694	20,023	25,857	38,811	45,120	31,086	19,147
30 Rented by operator of multiple unit.....acres..	35,741	3	933	613	2,110	4,643	4,818	18,279	4,342
31 Subunits not included in multiple units.....operators reporting..	430	6	58	73	88	102	61	34	8
32 number..	1,431	28	216	171	207	292	270	152	95
33 Share tenants.....number..	1,126	27	137	124	168	226	228	131	85
34 Other tenants, not croppers nor share tenants.....number..	305	1	79	47	39	66	42	21	10
35 Land in subunits not included in multiple units.....acres..	40,408	654	5,605	4,523	5,731	8,061	8,074	4,891	2,869

MULTIPLE-UNIT OPERATIONS

Economic Area Table 4.—MULTIPLE-UNIT OPERATIONS, BY ACRES OF CROPLAND HARVESTED: CENSUS OF 1950—Continued

[Data for units, land in units, and number of horses and mules relate to April 1, 1950; those for cropland harvested and crops harvested relate to 1949]

Item (For definitions and explanations, see text)	Area 4									
	Total	Acres of cropland harvested								500 acres and over
		None	Under 20 acres	20 to 29 acres	30 to 49 acres	50 to 99 acres	100 to 199 acres	200 to 499 acres		
1 Multiple-unit operations.....number..	671	11	66	58	139	228	116	43	10	
2 Subunits in multiple-unit operations.....total number..	1,973	26	135	120	308	576	392	249	167	
3 Home farms.....number..	636	11	62	55	133	210	112	43	10	
4 Cropper farms.....number..	1,337	15	73	65	175	366	280	206	157	
5 Land in multiple-unit operations.....total acres..	240,228	4,232	8,765	11,010	28,561	58,231	54,899	43,296	31,234	
6 Home farms.....acres..	201,617	3,815	7,103	9,463	23,601	47,423	44,193	37,634	28,385	
7 Cropper farms.....acres..	38,611	417	1,662	1,547	4,960	10,808	10,706	5,662	2,849	
8 Cropland harvested.....total acres..	61,258	.....	721	1,411	5,535	16,219	15,879	12,629	8,864	
9 Corn harvested for grain.....multiple units reporting..	620	.....	53	50	138	220	109	40	10	
10 subunits reporting..	1,336	.....	63	66	217	419	290	160	121	
11 acres..	16,452	.....	358	525	2,117	5,259	4,437	2,309	1,447	
12 bushels..	314,360	.....	7,137	9,092	38,835	96,371	80,460	49,285	33,180	
13 Cotton harvested.....multiple units reporting..	603	.....	30	49	133	226	114	41	10	
14 subunits reporting..	1,450	.....	35	65	203	453	317	218	159	
15 acres..	28,758	.....	207	624	2,539	8,247	7,230	5,731	4,180	
16 bales..	18,631	.....	110	373	1,524	5,155	4,614	3,761	3,094	
17 Rice harvested.....multiple units reporting..	.....	.....	.....	.....	.....	.....	.....	.....	.....	
18 subunits reporting..	.....	.....	.....	.....	.....	.....	.....	.....	.....	
19 acres..	.....	.....	.....	.....	.....	.....	.....	.....	.....	
20 162-lb. barrels..	.....	.....	.....	.....	.....	.....	.....	.....	.....	
21 Peanuts harvested for picking or threshing.....multiple units reporting..	39	.....	4	1	7	19	6	2	.....	
22 subunits reporting..	49	.....	5	1	8	23	9	3	.....	
23 acres..	92	.....	5	3	9	31	40	4	.....	
24 pounds..	21,737	.....	2,600	600	1,080	6,752	9,325	1,400	.....	
25 Horses and mules.....multiple units reporting..	600	.....	59	50	124	203	109	41	9	
26 number..	2,855	.....	135	139	402	839	684	445	196	
Landlord-tenant operations containing multiple units:										
27 All subunits including home farm.....number..	2,369	.....	33	159	145	355	696	471	285	225
28 Land in all subunits including home farm.....acres..	258,901	.....	4,463	10,039	12,235	31,033	64,771	58,708	43,447	34,205
29 Owned by operator of multiple unit.....acres..	215,150	.....	4,388	8,298	11,533	27,707	56,047	39,848	33,494	31,835
30 Rented by operator of multiple unit.....acres..	43,751	.....	75	1,741	702	3,326	8,724	18,860	9,953	2,370
31 Subunits not included in multiple units.....operators reporting..	181	.....	5	19	14	27	62	32	14	8
32 number..	396	.....	7	24	25	47	120	79	36	58
33 Share tenants.....number..	232	.....	4	13	13	28	78	44	19	33
34 Other tenants, not croppers nor share tenants.....number..	164	.....	3	11	12	19	42	35	17	25
35 Land in subunits not included in multiple units.....acres..	18,673	.....	231	1,274	1,225	2,472	6,540	3,809	151	2,971

Item (For definitions and explanations, see text)	Areas 5 and B									
	Total	Acres of cropland harvested								500 acres and over
		None	Under 20 acres	20 to 29 acres	30 to 49 acres	50 to 99 acres	100 to 199 acres	200 to 499 acres		
1 Multiple-unit operations.....number..	470	12	135	68	104	95	42	11	3	
2 Subunits in multiple-unit operations.....total number..	1,208	33	283	156	240	261	173	47	15	
3 Home farms.....number..	459	11	133	67	102	92	40	11	3	
4 Cropper farms.....number..	749	22	150	89	138	169	133	36	12	
5 Land in multiple-unit operations.....total acres..	182,093	.....	6,594	22,681	19,034	23,122	39,564	42,648	13,489	14,961
6 Home farms.....acres..	160,197	.....	753	21,023	16,564	19,948	35,537	39,261	12,405	14,706
7 Cropper farms.....acres..	21,896	.....	5,841	1,658	2,470	3,174	4,027	3,387	1,084	255
8 Cropland harvested.....total acres..	25,934	.....	1,366	1,629	4,005	6,446	6,011	3,072	3,405	
9 Corn harvested for grain.....multiple units reporting..	404	.....	95	67	97	93	39	10	3	
10 subunits reporting..	773	.....	117	97	174	206	127	39	13	
11 acres..	8,920	.....	564	836	1,965	2,959	1,856	613	127	
12 bushels..	162,986	.....	13,771	16,528	35,215	54,935	32,372	8,053	2,112	
13 Cotton harvested.....multiple units reporting..	286	.....	33	42	82	82	37	7	3	
14 subunits reporting..	530	.....	38	56	127	163	103	28	15	
15 acres..	4,359	.....	141	289	888	1,571	1,042	337	91	
16 bales..	2,144	.....	78	158	429	784	498	159	38	
17 Rice harvested.....multiple units reporting..	.....	.....	.....	.....	.....	.....	.....	.....	.....	
18 subunits reporting..	.....	.....	.....	.....	.....	.....	.....	.....	.....	
19 acres..	.....	.....	.....	.....	.....	.....	.....	.....	.....	
20 162-lb. barrels..	.....	.....	.....	.....	.....	.....	.....	.....	.....	
21 Peanuts harvested for picking or threshing.....multiple units reporting..	3	.....	1	1	.....	.....	.....	.....	1	
22 subunits reporting..	3	.....	1	1	.....	.....	.....	.....	1	
23 acres..	3	.....	1	1	.....	.....	.....	.....	1	
24 pounds..	550	.....	150	250	.....	.....	.....	.....	150	
25 Horses and mules.....multiple units reporting..	420	.....	10	106	62	97	40	11	3	
26 number..	1,830	.....	23	224	173	330	492	338	133	
Landlord-tenant operations containing multiple units:										
27 All subunits including home farm.....number..	1,653	.....	34	380	200	293	371	275	53	47
28 Land in all subunits including home farm.....acres..	201,274	.....	6,619	28,501	20,368	24,394	42,275	48,835	13,582	16,700
29 Owned by operator of multiple unit.....acres..	175,279	.....	6,303	27,909	17,940	23,636	34,579	36,218	11,994	16,700
30 Rented by operator of multiple unit.....acres..	25,995	.....	316	592	2,428	758	7,696	12,617	1,588	.....
31 Subunits not included in multiple units.....operators reporting..	148	.....	1	35	14	28	33	29	5	3
32 number..	445	.....	1	97	44	53	110	102	6	32
33 Share tenants.....number..	192	.....	35	27	25	60	32	1	12	
34 Other tenants, not croppers nor share tenants.....number..	253	.....	1	62	17	28	50	70	5	20
35 Land in subunits not included in multiple units.....acres..	19,181	.....	25	5,820	1,334	1,272	2,711	6,187	93	1,739

Economic Area Table 4.—MULTIPLE-UNIT OPERATIONS, BY ACRES OF CROPLAND HARVESTED: CENSUS OF 1950—Continued

[Data for units, land in units, and number of horses and mules relate to April 1, 1950; those for cropland harvested and crops harvested relate to 1949]

Item (For definitions and explanations, see text)	Area 6								
	Total	Acres of cropland harvested							
		None	Under 20 acres	20 to 29 acres	30 to 49 acres	50 to 99 acres	100 to 199 acres	200 to 499 acres	500 acres and over
1 Multiple-unit operations.....number..	114	4	20	13	16	27	16	15	3
2 Subunits in multiple-unit operations.....total number..	297	8	41	26	34	61	58	55	14
3 Home farms.....number..	105	4	19	13	15	23	16	12	3
4 Cropper farms.....number..	192	4	22	13	19	38	42	43	11
5 Land in multiple-unit operations.....total acres..	50,628	75	1,155	825	2,398	10,024	6,095	24,121	5,935
6 Home farms.....acres..	42,118	47	785	560	1,905	8,413	4,684	20,782	4,942
7 Cropper farms.....acres..	8,510	28	370	265	493	1,611	1,411	3,339	993
8 Cropland harvested.....total acres..	13,017	.....	244	318	592	1,850	2,294	4,731	2,988
9 Corn harvested for grain.....multiple units reporting..	97	.....	18	13	13	22	15	13	3
10 subunits reporting..	186	.....	20	17	17	37	43	41	11
11 acres..	2,564	.....	135	180	164	483	585	847	170
12 bushels..	40,497	.....	2,033	2,249	2,021	7,482	10,187	15,067	1,458
13 Cotton harvested.....multiple units reporting..	61	.....	4	9	13	18	13	3	1
14 subunits reporting..	119	.....	4	8	19	29	38	18	3
15 acres..	1,200	.....	21	56	111	263	312	414	23
16 bales..	775	.....	14	41	55	151	196	270	48
17 Rice harvested.....multiple units reporting..	3	.....	.....	.....	1	1	1	.....	.....
18 subunits reporting..	4	.....	.....	.....	2	1	.....	.....	.....
19 acres..	243	.....	.....	.....	23	70	150	.....	.....
20 162-lb. barrels..	2,277	.....	.....	.....	340	337	1,600	.....	.....
21 Peanuts harvested for picking or threshing.....multiple units reporting..	.....	.....	.....	.....	.....	.....	.....	.....	.....
22 subunits reporting..	.....	.....	.....	.....	.....	.....	.....	.....	.....
23 acres..	.....	.....	.....	.....	.....	.....	.....	.....	.....
24 pounds..	.....	.....	.....	.....	.....	.....	.....	.....	.....
25 Horses and mules.....multiple units reporting..	90	1	13	9	14	24	15	12	2
26 number..	654	4	32	29	70	206	138	152	23
Landlord-tenant operations containing multiple units:									
27 All subunits including home farm.....number..	434	9	52	35	45	87	67	112	27
28 Land in all subunits including home farm.....acres..	56,609	95	1,254	954	2,908	11,413	6,253	26,687	7,045
29 Owned by operator of multiple unit.....acres..	45,830	95	1,251	673	2,671	11,126	5,371	18,518	6,125
30 Rented by operator of multiple unit.....acres..	10,779	.....	3	281	237	287	882	8,169	920
31 Subunits not included in multiple units.....operators reporting..	44	1	8	4	5	9	5	9	3
32 number..	137	1	11	9	11	26	9	57	13
33 Share tenants.....number..	86	1	2	5	8	19	4	35	12
34 Other tenants, not croppers nor share tenants.....number..	51	.....	9	4	3	7	5	22	1
35 Land in subunits not included in multiple units.....acres..	5,981	20	99	129	510	1,389	158	2,566	1,110

Item (For definitions and explanations, see text)	Area 7								
	Total	Acres of cropland harvested							
		None	Under 20 acres	20 to 29 acres	30 to 49 acres	50 to 99 acres	100 to 199 acres	200 to 499 acres	500 acres and over
1 Multiple-unit operations.....number..	287	9	42	33	43	75	43	33	9
2 Subunits in multiple-unit operations.....total number..	723	18	88	68	99	180	120	116	34
3 Home farms.....number..	260	8	39	32	36	65	39	32	9
4 Cropper farms.....number..	463	10	49	36	63	115	81	84	25
5 Land in multiple-unit operations.....total acres..	93,822	816	5,740	12,459	12,583	11,851	15,126	23,431	11,816
6 Home farms.....acres..	74,369	586	5,075	11,483	9,448	7,936	11,365	19,480	8,996
7 Cropper farms.....acres..	19,453	230	665	976	3,135	3,915	3,761	3,951	2,820
8 Cropland harvested.....total acres..	30,628	.....	509	774	1,699	5,356	6,149	9,841	6,300
9 Corn harvested for grain.....multiple units reporting..	131	.....	21	18	21	45	14	11	1
10 subunits reporting..	226	.....	26	23	31	86	28	30	2
11 acres..	2,086	.....	116	209	253	798	381	295	34
12 bushels..	28,821	.....	1,745	1,998	4,731	9,881	5,971	3,665	830
13 Cotton harvested.....multiple units reporting..	203	.....	31	25	36	56	28	22	5
14 subunits reporting..	375	.....	39	35	58	109	59	59	16
15 acres..	3,662	.....	267	301	605	1,149	574	670	96
16 bales..	2,399	.....	186	171	418	721	403	444	56
17 Rice harvested.....multiple units reporting..	135	.....	3	7	19	37	34	28	7
18 subunits reporting..	171	.....	3	8	23	48	41	36	12
19 acres..	19,025	.....	35	151	601	2,340	3,969	7,042	4,887
20 162-lb. barrels..	253,519	.....	374	2,049	9,347	28,055	46,134	117,144	50,416
21 Peanuts harvested for picking or threshing.....multiple units reporting..	.....	.....	.....	.....	.....	.....	.....	.....	.....
22 subunits reporting..	.....	.....	.....	.....	.....	.....	.....	.....	.....
23 acres..	.....	.....	.....	.....	.....	.....	.....	.....	.....
24 pounds..	.....	.....	.....	.....	.....	.....	.....	.....	.....
25 Horses and mules.....multiple units reporting..	244	5	34	29	39	64	38	29	6
26 number..	1,692	53	137	226	212	405	307	269	83
Landlord-tenant operations containing multiple units:									
27 All subunits including home farm.....number..	1,136	28	122	99	223	269	180	164	51
28 Land in all subunits including home farm.....acres..	120,549	1,163	7,989	14,358	17,557	16,130	20,701	28,983	13,668
29 Owned by operator of multiple unit.....acres..	97,381	863	7,689	12,605	17,177	13,860	15,585	20,562	9,040
30 Rented by operator of multiple unit.....acres..	23,168	300	300	1,753	380	2,270	5,116	8,421	4,628
31 Subunits not included in multiple units.....operators reporting..	132	2	18	15	23	26	20	21	7
32 number..	413	10	34	31	124	89	60	48	17
33 Share tenants.....number..	351	5	26	22	116	83	53	29	17
34 Other tenants, not croppers nor share tenants.....number..	62	5	8	9	8	6	7	19	.....
35 Land in subunits not included in multiple units.....acres..	26,727	347	2,249	1,899	4,974	4,279	5,575	5,552	1,852

## MULTIPLE-UNIT OPERATIONS

Economic Area Table 4.—MULTIPLE-UNIT OPERATIONS, BY ACRES OF CROPLAND HARVESTED: CENSUS OF 1950—Continued

[Data for units, land in units, and number of horses and mules relate to April 1, 1950; those for cropland harvested and crops harvested relate to 1949]

Item (For definitions and explanations, see text)	Area 8								
	Total	Acres of cropland harvested							
		None	Under 20 acres	20 to 29 acres	30 to 49 acres	50 to 99 acres	100 to 199 acres	200 to 499 acres	500 acres and over
1 Multiple-unit operations.....number..	163	3	22	27	40	34	20	15	2
2 Subunits in multiple-unit operations.....total number..	506	6	44	60	91	87	86	95	37
3 Home farms.....number..	159	2	22	27	38	33	20	15	2
4 Cropper farms.....number..	347	4	22	33	53	54	66	80	35
5 Land in multiple-unit operations.....total acres..	92,797	3,447	6,536	5,647	12,769	12,016	19,491	29,593	3,298
6 Home farms.....acres..	82,414	1,632	5,829	5,070	11,631	10,206	18,110	27,395	2,541
7 Cropper farms.....acres..	10,383	1,815	707	577	1,138	1,810	1,381	2,198	757
8 Cropland harvested.....total acres..	13,882	.....	283	654	1,562	2,288	2,819	4,179	2,097
9 Corn harvested for grain.....multiple units reporting..	143	.....	17	24	36	31	19	14	2
10 Subunits reporting..	302	.....	18	36	64	58	55	55	16
11 acres..	3,013	.....	83	194	469	623	576	768	300
12 bushels..	51,111	.....	1,288	3,693	8,771	9,862	8,780	15,347	3,370
13 Cotton harvested.....multiple units reporting..	148	.....	14	27	39	31	20	15	2
14 subunits reporting..	387	.....	15	40	70	67	73	86	36
15 acres..	6,235	.....	123	336	824	1,141	1,268	1,871	672
16 bales..	4,005	.....	89	217	567	672	968	1,103	389
17 Rice harvested.....multiple units reporting..	.....	.....	.....	.....	.....	.....	.....	.....	.....
18 subunits reporting..	.....	.....	.....	.....	.....	.....	.....	.....	.....
19 acres..	.....	.....	.....	.....	.....	.....	.....	.....	.....
20 162-lb. barrels..	.....	.....	.....	.....	.....	.....	.....	.....	.....
21 Peanuts harvested for picking or threshing.....multiple units reporting..	17	.....	4	2	6	2	1	2	.....
22 subunits reporting..	21	.....	4	2	7	2	1	5	.....
23 acres..	29	.....	3	2	10	3	4	7	.....
24 pounds..	4,645	.....	1,030	725	1,575	175	800	340	.....
25 Horses and mules.....multiple units reporting..	146	.....	2	18	26	37	31	17	1
26 number..	822	.....	12	58	83	167	152	163	25
Landlord-tenant operations containing multiple units:									
27 All subunits including home farm.....number..	658	8	60	66	113	118	127	129	37
28 Land in all subunits including home farm.....acres..	99,045	3,902	6,885	5,723	14,673	12,774	20,452	31,338	3,298
29 Owned by operator of multiple unit.....acres..	76,962	3,902	5,261	5,470	11,381	10,426	11,565	27,795	1,162
30 Rented by operator of multiple unit.....acres..	22,083	.....	1,624	253	3,292	2,348	8,887	3,543	2,136
31 Subunits not included in multiple units.....operators reporting..	59	1	7	6	10	14	12	9	.....
32 number..	152	2	16	6	22	31	41	34	.....
33 Share tenants.....number..	112	.....	10	4	14	23	32	29	.....
34 Other tenants, not croppers nor share tenants.....number..	40	2	6	2	8	8	9	5	.....
35 Land in subunits not included in multiple units.....acres..	6,248	455	349	76	1,904	758	961	1,745	.....

Economic Area Table 5.—MULTIPLE-UNIT OPERATIONS, BY NUMBER OF SUBUNITS: CENSUS OF 1950

[Data for units, land in units, and number of horses and mules relate to April 1, 1950; those for cropland harvested and crops harvested relate to 1949]

Item (For definitions and explanations, see text)	The State						
	Total	Number of subunits					
		2	3	4	5 to 9	10 to 19	20 and over
1 Multiple-unit operations.....number..	5,244	2,823	897	498	684	240	102
2 Subunits in multiple-unit operations.....total number..	21,118	5,646	2,691	1,992	4,320	3,147	3,322
3 Home farms.....number..	4,920	2,644	858	460	648	231	99
4 Cropper farms.....number..	16,198	3,002	1,853	1,532	3,672	2,916	3,223
5 Land in multiple-unit operations.....total acres..	2,289,204	615,469	245,446	233,612	449,928	389,037	355,712
6 Home farms.....acres..	1,948,749	530,944	201,091	197,392	377,480	334,414	307,428
7 Cropper farms.....acres..	340,455	84,525	44,355	36,220	72,448	54,623	48,284
8 Cropland harvested.....total acres..	686,786	164,547	83,598	65,514	152,991	117,316	102,820
9 Corn harvested for grain.....multiple units reporting..	4,328	2,233	778	427	590	209	91
10 subunits reporting.....	11,154	3,242	1,656	1,117	2,214	1,446	1,479
11 acres.....	128,960	36,884	18,196	13,440	26,350	18,482	15,608
12 bushels.....	2,688,416	710,209	339,635	267,073	527,870	427,663	415,966
13 Cotton harvested.....multiple units reporting..	4,692	2,351	850	478	675	236	102
14 subunits reporting.....	17,074	3,599	2,053	1,598	3,747	2,898	3,179
15 acres.....	329,916	61,189	38,330	31,662	76,639	60,447	61,649
16 bales.....	240,436	40,581	25,393	22,466	58,382	45,071	48,543
17 Rice harvested.....multiple units reporting..	219	167	26	19	5	2	.....
18 subunits reporting.....	277	200	32	22	9	14	.....
19 acres.....	27,505	17,692	3,004	3,088	2,316	1,405	.....
20 162-lb. barrels.....	351,066	224,330	31,039	46,405	29,840	19,452	.....
21 Peanuts harvested for picking or threshing.....multiple units reporting..	62	41	13	4	2	1	1
22 subunits reporting.....	76	49	14	6	5	1	1
23 acres.....	127	57	22	36	9	2	1
24 pounds.....	27,602	13,495	5,292	7,475	1,100	40	200
25 Horses and mules.....multiple units reporting..	4,473	2,348	777	436	601	217	94
26 number.....	28,018	9,192	3,965	2,831	5,018	3,535	3,477
Landlord-tenant operations containing multiple units:							
27 All subunits including home farm.....number..	27,967	7,918	3,605	2,755	5,646	3,903	4,140
28 Land in all subunits including home farm.....acres..	2,533,834	715,685	281,019	253,683	492,586	414,410	376,451
29 Owned by operator of multiple unit.....acres..	1,976,876	567,824	223,410	182,574	371,548	324,321	307,162
30 Rented by operator of multiple unit.....acres..	556,958	147,861	57,609	71,109	121,001	90,089	69,289
31 Subunits not included in multiple units.....operators reporting..	1,971	934	324	218	304	117	74
32 number.....	6,849	2,272	914	763	1,326	756	818
33 Share tenants.....number..	5,033	1,598	675	575	1,047	606	572
34 Other tenants, not croppers nor share tenants.....number..	1,816	714	239	188	279	150	246
35 Land in subunits not included in multiple units.....acres..	244,630	100,216	35,573	20,071	42,658	24,373	20,739

Item (For definitions and explanations, see text)	Areas 1 and A						
	Total	Number of subunits					
		2	3	4	5 to 9	10 to 19	20 and over
1 Multiple-unit operations.....number..	645	218	117	64	137	69	40
2 Subunits in multiple-unit operations.....total number..	4,358	436	351	256	895	929	1,491
3 Home farms.....number..	597	195	107	59	128	68	40
4 Cropper farms.....number..	3,761	241	244	197	767	861	1,451
5 Land in multiple-unit operations.....total acres..	400,227	52,726	30,221	31,199	91,289	87,154	107,638
6 Home farms.....acres..	337,390	46,940	25,218	28,056	79,133	73,510	84,533
7 Cropper farms.....acres..	62,837	5,786	3,143	3,143	12,156	13,644	23,105
8 Cropland harvested.....total acres..	151,450	16,072	12,922	8,439	36,429	35,058	42,530
9 Corn harvested for grain.....multiple units reporting..	523	173	94	53	110	58	35
10 subunits reporting.....	2,102	258	201	124	402	404	713
11 acres.....	19,128	3,127	2,011	1,378	3,633	3,767	5,212
12 bushels.....	481,582	62,295	46,379	33,697	98,488	97,130	143,395
13 Cotton harvested.....multiple units reporting..	627	204	115	62	137	69	40
14 subunits reporting.....	4,032	335	304	217	839	879	1,458
15 acres.....	95,238	8,656	7,355	4,430	23,029	23,235	28,533
16 bales.....	79,661	6,279	5,561	3,264	19,733	19,296	25,528
17 Rice harvested.....multiple units reporting..	.....	.....	.....	.....	.....	.....	.....
18 subunits reporting.....	.....	.....	.....	.....	.....	.....	.....
19 acres.....	.....	.....	.....	.....	.....	.....	.....
20 162-lb. barrels.....	.....	.....	.....	.....	.....	.....	.....
21 Peanuts harvested for picking or threshing.....multiple units reporting..	3	2	.....	.....	.....	.....	1
22 subunits reporting.....	3	2	.....	.....	.....	.....	1
23 acres.....	.....	.....	.....	.....	.....	.....	.....
24 pounds.....	650	450	.....	.....	.....	.....	200
25 Horses and mules.....multiple units reporting..	545	173	96	54	121	64	37
26 number.....	3,910	684	411	277	713	679	1,146
Landlord-tenant operations containing multiple units:							
27 All subunits including home farm.....number..	4,942	554	401	308	986	967	1,726
28 Land in all subunits including home farm.....acres..	414,302	57,428	31,273	32,854	94,235	87,451	111,061
29 Owned by operator of multiple unit.....acres..	296,745	39,944	22,203	22,392	74,105	63,137	71,964
30 Rented by operator of multiple unit.....acres..	117,557	17,484	6,070	10,462	20,130	24,314	39,097
31 Subunits not included in multiple units.....operators reporting..	186	54	29	24	35	17	27
32 number.....	584	118	50	52	91	38	235
33 Share tenants.....number..	415	71	29	39	66	27	183
34 Other tenants, not croppers nor share tenants.....number..	169	47	21	13	25	11	52
35 Land in subunits not included in multiple units.....acres..	14,075	4,702	1,052	1,655	2,946	297	3,423



## MULTIPLE-UNIT OPERATIONS

Economic Area Table 5.—MULTIPLE-UNIT OPERATIONS, BY NUMBER OF SUBUNITS: CENSUS OF 1950—Continued

[Data for units, land in units, and number of horses and mules relate to April 1, 1950; those for cropland harvested and crops harvested relate to 1949]

Item (For definitions and explanations, see text)		Area 2						
		Total	Number of subunits					
			2	3	4	5 to 9	10 to 19	20 and over
1	Multiple-unit operations.....number..	1,941	834	332	227	349	143	56
2	Subunits in multiple-unit operations.....total number..	9,340	1,668	996	908	2,224	1,874	1,670
3	Home farms.....number..	1,815	776	307	211	332	136	53
4	Cropper farms.....number..	7,525	892	689	697	1,892	1,738	1,617
5	Land in multiple-unit operations.....total acres..	1,031,830	163,228	93,895	89,471	211,901	246,942	226,393
6	Home farms.....acres..	894,642	142,345	77,675	74,888	177,547	218,706	203,481
7	Cropper farms.....acres..	137,188	20,883	16,220	14,583	34,354	28,236	22,912
8	Cropland harvested.....total acres..	320,939	54,935	34,536	31,316	75,691	69,626	54,835
9	Corn harvested for grain.....multiple units reporting..	1,612	664	286	192	294	126	50
10	.....subunits reporting..	4,531	981	605	458	1,012	814	661
11	.....acres..	58,950	11,639	7,049	5,589	13,055	12,001	9,617
12	.....bushels..	1,240,482	230,078	131,660	103,733	249,960	272,193	252,858
13	Cotton harvested.....multiple units reporting..	1,887	791	326	233	348	143	56
14	.....subunits reporting..	8,290	1,348	874	792	1,964	1,746	1,566
15	.....acres..	172,535	29,635	19,569	18,647	40,524	33,354	30,806
16	.....bales..	120,696	19,926	12,520	13,779	29,832	22,973	21,666
17	Rice harvested.....multiple units reporting..	.....	.....	.....	.....	.....	.....	.....
18	.....subunits reporting..	.....	.....	.....	.....	.....	.....	.....
19	.....acres..	.....	.....	.....	.....	.....	.....	.....
20	.....162-lb. barrels..	.....	.....	.....	.....	.....	.....	.....
21	Peanuts harvested for picking or threshing.....multiple units reporting..	.....	.....	.....	.....	.....	.....	.....
22	.....subunits reporting..	.....	.....	.....	.....	.....	.....	.....
23	.....acres..	.....	.....	.....	.....	.....	.....	.....
24	.....pounds..	.....	.....	.....	.....	.....	.....	.....
25	Horses and mules.....multiple units reporting..	1,993	642	281	193	298	127	52
26	.....number..	11,115	2,224	1,244	1,037	2,216	2,209	2,185
Landlord-tenant operations containing multiple units:								
27	All subunits including home farm.....number..	12,631	2,390	1,356	1,196	3,008	2,457	2,224
28	Land in all subunits including home farm.....acres..	1,145,167	197,495	106,619	97,985	232,648	267,198	243,222
29	Owned by operator of multiple unit.....acres..	869,283	146,788	78,326	60,038	163,545	207,410	213,166
30	Rented by operator of multiple unit.....acres..	275,884	50,707	28,283	37,947	69,103	59,788	30,056
31	Subunits not included in multiple units.....operators reporting..	791	278	123	92	172	84	42
32	.....number..	3,291	722	360	288	784	583	554
33	Share tenants.....number..	2,519	505	289	233	628	495	369
34	Other tenants, not croppers nor share tenants.....number..	772	217	71	55	156	88	185
35	Land in subunits not included in multiple units.....acres..	113,337	34,267	12,724	8,514	20,747	20,256	16,829

Item (For definitions and explanations, see text)		Area 3						
		Total	Number of subunits					
			2	3	4	5 to 9	10 to 19	20 and over
1	Multiple-unit operations.....number..	953	599	182	77	82	11	2
2	Subunits in multiple-unit operations.....total number..	2,713	1,198	546	308	491	128	42
3	Home farms.....number..	889	562	173	66	75	11	2
4	Cropper farms.....number..	1,824	636	373	242	416	117	40
5	Land in multiple-unit operations.....total acres..	197,979	75,810	32,368	30,622	34,625	16,597	7,557
6	Home farms.....acres..	156,002	60,905	24,190	24,970	24,945	14,133	6,859
7	Cropper farms.....acres..	41,977	14,905	8,178	5,652	9,680	2,464	698
8	Cropland harvested.....total acres..	69,678	27,084	13,000	8,651	14,612	4,714	1,617
9	Corn harvested for grain.....multiple units reporting..	798	479	161	68	78	10	2
10	.....subunits reporting..	1,698	684	345	216	337	90	26
11	.....acres..	17,847	6,566	3,350	2,549	4,080	1,108	194
12	.....bushels..	268,377	137,301	63,679	52,681	86,072	25,799	3,045
13	Cotton harvested.....multiple units reporting..	877	533	176	76	80	10	2
14	.....subunits reporting..	1,891	745	379	238	395	96	38
15	.....acres..	17,929	6,795	3,514	2,382	4,104	822	312
16	.....bales..	12,125	4,611	2,441	1,455	2,854	582	182
17	Rice harvested.....multiple units reporting..	81	55	17	7	1	1	.....
18	.....subunits reporting..	102	62	19	8	2	11	.....
19	.....acres..	8,237	3,949	1,652	1,092	441	1,103	.....
20	.....162-lb. barrels..	95,270	42,637	16,986	14,829	6,140	14,678	.....
21	Peanuts harvested for picking or threshing.....multiple units reporting..	.....	.....	.....	.....	.....	.....	.....
22	.....subunits reporting..	.....	.....	.....	.....	.....	.....	.....
23	.....acres..	.....	.....	.....	.....	.....	.....	.....
24	.....pounds..	.....	.....	.....	.....	.....	.....	.....
25	Horses and mules.....multiple units reporting..	835	512	164	72	75	10	2
26	.....number..	5,140	2,203	1,023	640	1,014	215	45
Landlord-tenant operations containing multiple units:								
27	All subunits including home farm.....number..	4,144	1,862	778	485	747	221	51
28	Land in all subunits including home farm.....acres..	237,987	95,123	39,695	32,957	42,862	19,550	7,800
29	Owned by operator of multiple unit.....acres..	202,246	79,981	37,300	23,067	37,499	16,599	7,800
30	Rented by operator of multiple unit.....acres..	35,741	15,142	2,395	9,890	5,363	2,951	.....
31	Subunits not included in multiple units.....operators reporting..	430	246	81	48	45	8	2
32	.....number..	1,431	664	232	177	256	93	9
33	Share tenants.....number..	1,126	498	182	127	234	76	9
34	Other tenants, not croppers nor share tenants.....number..	305	166	50	50	22	17	.....
35	Land in subunits not included in multiple units.....acres..	40,408	19,313	7,327	2,335	8,237	2,953	243

Economic Area Table 5.—MULTIPLE-UNIT OPERATIONS, BY NUMBER OF SUBUNITS: CENSUS OF 1950—Continued

[Data for units, land in units, and number of horses and mules relate to April 1, 1950; those for cropland harvested and crops harvested relate to 1949]

Item (For definitions and explanations, see text)		Area 4						
		Total	Number of subunits					
			2	3	4	5 to 9	10 to 19	20 and over
1	Multiple-unit operations..... number..	671	423	123	64	50	8	3
2	Subunits in multiple-unit operations..... total number..	1,973	846	369	256	302	111	89
3	Home farms..... number..	636	399	116	61	49	8	3
4	Cropper farms..... number..	1,337	447	253	195	253	103	86
5	Land in multiple-unit operations..... total acres..	240,228	95,655	35,659	37,445	44,530	14,056	12,893
6	Home farms..... acres..	201,617	80,142	27,868	31,270	38,630	11,796	11,911
7	Cropper farms..... acres..	38,611	15,513	7,791	6,175	5,900	2,260	972
8	Cropland harvested..... total acres..	61,258	22,536	10,614	8,726	11,069	5,072	3,241
9	Corn harvested for grain..... multiple units reporting..	620	384	117	61	47	8	3
10	subunits reporting..	1,336	561	257	176	195	78	69
11	acres..	16,452	7,229	3,082	2,381	2,269	976	515
12	bushels..	314,360	133,442	53,109	49,196	41,059	21,656	15,898
13	Cotton harvested..... multiple units reporting..	603	360	121	63	49	7	3
14	subunits reporting..	1,450	534	270	200	237	101	88
15	acres..	28,758	9,912	5,319	4,231	5,555	2,270	1,471
16	bales..	18,631	6,105	3,297	2,663	3,899	1,772	895
17	Rice harvested..... multiple units reporting..	.....	.....	.....	.....	.....	.....	.....
18	subunits reporting..	.....	.....	.....	.....	.....	.....	.....
19	acres..	.....	.....	.....	.....	.....	.....	.....
20	162-lb. barrels..	.....	.....	.....	.....	.....	.....	.....
21	Peanuts harvested for picking or threshing..... multiple units reporting..	39	25	10	4	.....	.....	.....
22	subunits reporting..	49	32	11	6	.....	.....	.....
23	acres..	92	40	16	.....	.....	.....	.....
24	pounds..	21,757	9,940	4,342	7,475	.....	.....	.....
25	Horses and mules..... multiple units reporting..	600	373	111	59	46	8	3
26	number..	2,855	1,227	523	434	345	225	101
Landlord-tenant operations containing multiple units:								
27	All subunits including home farm..... number..	2,369	1,031	433	309	358	129	109
28	Land in all subunits including home farm..... acres..	258,901	104,481	40,871	38,461	46,815	15,146	13,127
29	Owned by operator of multiple unit..... acres..	213,150	88,872	31,549	30,674	36,348	12,580	13,127
30	Rented by operator of multiple unit..... acres..	45,751	15,609	9,322	7,787	10,467	2,566	.....
31	Subunits not included in multiple units..... operators reporting..	181	110	32	17	14	5	3
32	number..	396	185	64	53	56	18	20
33	Share tenants..... number..	232	117	39	26	36	3	11
34	Other tenants, not croppers nor share tenants..... number..	164	68	25	27	20	15	9
35	Land in subunits not included in multiple units..... acres..	18,673	8,826	5,212	1,016	2,285	1,090	244

Item (For definitions and explanations, see text)		Areas 5 and B						
		Total	Number of subunits					
			2	3	4	5 to 9	10 to 19	20 and over
1	Multiple-unit operations..... number..	470	340	70	27	28	5	.....
2	Subunits in multiple-unit operations..... total number..	1,208	680	210	108	157	53	.....
3	Home farms..... number..	459	334	68	25	28	4	.....
4	Cropper farms..... number..	749	346	142	83	129	49	.....
5	Land in multiple-unit operations..... total acres..	182,093	92,476	23,036	19,582	27,950	19,049	.....
6	Home farms..... acres..	160,197	85,001	20,560	17,278	24,972	12,386	.....
7	Cropper farms..... acres..	21,896	7,475	2,476	2,304	2,978	6,663	.....
8	Cropland harvested..... total acres..	25,934	15,033	3,989	2,223	3,445	1,244	.....
9	Corn harvested for grain..... multiple units reporting..	404	283	64	25	28	4	.....
10	subunits reporting..	773	410	136	70	126	31	.....
11	acres..	8,920	4,707	1,526	831	1,508	348	.....
12	bushels..	162,986	89,595	27,289	14,827	25,595	5,680	.....
13	Cotton harvested..... multiple units reporting..	286	189	50	19	25	3	.....
14	subunits reporting..	590	259	94	50	95	32	.....
15	acres..	4,359	2,230	738	410	755	226	.....
16	bales..	2,144	1,064	357	229	405	89	.....
17	Rice harvested..... multiple units reporting..	.....	.....	.....	.....	.....	.....	.....
18	subunits reporting..	.....	.....	.....	.....	.....	.....	.....
19	acres..	.....	.....	.....	.....	.....	.....	.....
20	162-lb. barrels..	.....	.....	.....	.....	.....	.....	.....
21	Peanuts harvested for picking or threshing..... multiple units reporting..	3	2	1	.....	.....	.....	.....
22	subunits reporting..	3	2	1	.....	.....	.....	.....
23	acres..	3	2	1	.....	.....	.....	.....
24	pounds..	550	300	250	.....	.....	.....	.....
25	Horses and mules..... multiple units reporting..	420	301	64	23	28	4	.....
26	number..	1,830	970	310	157	280	113	.....
Landlord-tenant operations containing multiple units:								
27	All subunits including home farm..... number..	1,653	933	269	159	220	72	.....
28	Land in all subunits including home farm..... acres..	201,274	107,780	23,722	20,668	29,575	19,529	.....
29	Owned by operator of multiple unit..... acres..	175,279	92,305	19,647	18,508	25,498	19,321	.....
30	Rented by operator of multiple unit..... acres..	25,995	15,475	4,075	2,160	4,077	208	.....
31	Subunits not included in multiple units..... operators reporting..	148	93	24	16	14	1	.....
32	number..	445	253	59	51	63	19	.....
33	Share tenants..... number..	192	121	13	26	29	3	.....
34	Other tenants, not croppers nor share tenants..... number..	253	132	46	25	34	16	.....
35	Land in subunits not included in multiple units..... acres..	19,181	15,304	686	1,086	1,625	480	.....

## MULTIPLE-UNIT OPERATIONS

Economic Area Table 5.—MULTIPLE-UNIT OPERATIONS, BY NUMBER OF SUBUNITS: CENSUS OF 1950—Continued

[Data for units, land in units, and number of horses and mules relate to April 1, 1950; those for cropland harvested and crops harvested relate to 1949]

Item (For definitions and explanations, see text)		Area 6					
		Total	Number of subunits				
			2	3	4	5 to 9	10 to 19
1	Multiple-unit operations..... number..	114	84	18	5	6	1
2	Subunits in multiple-unit operations..... total number..	297	168	54	20	39	16
3	Home farms..... number..	105	78	16	4	6	1
4	Cropper farms..... number..	192	90	38	16	33	15
5	Land in multiple-unit operations..... total acres..	50,628	28,850	10,768	1,198	8,099	1,713
6	Home farms..... acres..	42,118	25,289	8,910	256	6,447	1,216
7	Cropper farms..... acres..	8,510	3,561	1,858	942	1,652	497
8	Cropland harvested..... total acres..	13,017	5,493	3,763	987	2,323	451
9	Corn harvested for grain..... multiple units reporting..	97	71	14	5	6	1
10	..... subunits reporting..	186	96	30	14	31	15
11	..... acres..	2,564	1,352	474	172	429	137
12	..... bushels..	40,497	21,183	5,844	3,755	6,805	2,910
13	Cotton harvested..... multiple units reporting..	61	42	10	4	4	1
14	..... subunits reporting..	119	52	23	10	20	14
15	..... acres..	1,200	412	385	87	147	169
16	..... bales..	775	235	286	51	100	103
17	Rice harvested..... multiple units reporting..	3	3	.....	.....	.....	.....
18	..... subunits reporting..	4	4	.....	.....	.....	.....
19	..... acres..	243	243	.....	.....	.....	.....
20	..... 162-lb. barrels..	2,277	2,277	.....	.....	.....	.....
21	Peanuts harvested for picking or threshing..... multiple units reporting..	.....	.....	.....	.....	.....	.....
22	..... subunits reporting..	.....	.....	.....	.....	.....	.....
23	..... acres..	.....	.....	.....	.....	.....	.....
24	..... pounds..	.....	.....	.....	.....	.....	.....
25	Horses and mules..... multiple units reporting..	90	64	16	4	5	1
26	..... number..	654	343	162	38	68	43
Landlord-tenant operations containing multiple units:							
27	All subunits including home farm..... number..	434	215	125	30	48	16
28	Land in all subunits including home farm..... acres..	56,609	30,593	13,324	2,074	8,905	1,713
29	Owned by operator of multiple unit..... acres..	45,830	21,738	11,938	1,999	8,634	1,521
30	Rented by operator of multiple unit..... acres..	10,779	8,855	1,386	75	271	192
31	Subunits not included in multiple units..... operators reporting..	44	28	11	2	3	.....
32	..... number..	137	47	71	10	9	.....
33	Share tenants..... number..	86	24	53	1	8	.....
34	Other tenants, not croppers nor share tenants..... number..	51	23	18	9	1	.....
35	Land in subunits not included in multiple units..... acres..	5,981	1,743	2,556	876	806	.....

Item (For definitions and explanations, see text)		Area 7					
		Total	Number of subunits				
			2	3	4	5 to 9	10 to 19
1	Multiple-unit operations..... number..	287	221	26	24	15	1
2	Subunits in multiple-unit operations..... total number..	723	442	78	96	96	11
3	Home farms..... number..	260	199	23	24	13	1
4	Cropper farms..... number..	463	243	55	72	83	10
5	Land in multiple-unit operations..... total acres..	93,822	61,726	6,505	13,528	10,563	1,500
6	Home farms..... acres..	74,369	50,268	4,839	11,127	7,169	966
7	Cropper farms..... acres..	19,453	11,458	1,666	2,401	3,394	534
8	Cropland harvested..... total acres..	30,628	18,917	2,893	3,598	4,801	419
9	Corn harvested for grain..... multiple units reporting..	131	92	15	13	11	.....
10	..... subunits reporting..	226	125	30	31	40	.....
11	..... acres..	2,086	1,161	256	238	431	.....
12	..... bushels..	28,821	16,601	3,770	3,656	4,794	.....
13	Cotton harvested..... multiple units reporting..	203	143	23	21	15	1
14	..... subunits reporting..	375	192	46	57	74	6
15	..... acres..	3,662	1,789	464	677	675	57
16	..... bales..	2,399	1,174	300	457	433	35
17	Rice harvested..... multiple units reporting..	155	109	9	12	4	1
18	..... subunits reporting..	171	134	13	14	7	3
19	..... acres..	19,025	13,500	1,352	1,996	1,875	302
20	..... 162-lb. barrels..	253,519	179,416	14,053	31,576	23,700	4,774
21	Peanuts harvested for picking or threshing..... multiple units reporting..	.....	.....	.....	.....	.....	.....
22	..... subunits reporting..	.....	.....	.....	.....	.....	.....
23	..... acres..	.....	.....	.....	.....	.....	.....
24	..... pounds..	.....	.....	.....	.....	.....	.....
25	Horses and mules..... multiple units reporting..	244	188	21	21	13	1
26	..... number..	1,692	1,142	166	185	173	26
Landlord-tenant operations containing multiple units:							
27	All subunits including home farm..... number..	1,136	643	131	214	134	14
28	Land in all subunits including home farm..... acres..	120,549	74,130	11,814	17,425	15,428	1,752
29	Owned by operator of multiple unit..... acres..	97,381	57,449	8,305	16,455	13,490	1,682
30	Rented by operator of multiple unit..... acres..	23,168	16,681	3,509	970	1,938	70
31	Subunits not included in multiple units..... operators reporting..	132	93	12	14	12	1
32	..... number..	413	201	53	118	38	3
33	Share tenants..... number..	351	162	52	113	24	.....
34	Other tenants, not croppers nor share tenants..... number..	62	39	1	5	14	3
35	Land in subunits not included in multiple units..... acres..	26,727	12,404	5,309	3,897	4,865	252

Economic Area Table 5.—MULTIPLE-UNIT OPERATIONS, BY NUMBER OF SUBUNITS: CENSUS OF 1950—Continued

[Data for units, land in units, and number of horses and mules relate to April 1, 1950; those for cropland harvested and crops harvested relate to 1949]

Item (For definitions and explanations, see text)	Area 8						
	Total	Number of subunits					
		2	3	4	5 to 9	10 to 19	20 and over
1 Multiple-unit operations.....number..	163	104	29	10	17	2	1
2 Subunits in multiple-unit operations.....total number..	506	208	87	40	116	25	30
3 Home farms.....number..	159	101	28	10	17	2	1
4 Cropper farms.....number..	347	107	59	30	99	23	29
5 Land in multiple-unit operations.....total acres..	92,797	44,998	12,994	10,567	20,971	2,026	1,241
6 Home farms.....acres..	82,414	40,054	11,831	9,547	18,637	1,701	644
7 Cropper farms.....acres..	10,383	4,944	1,163	1,020	2,334	325	597
8 Cropland harvested.....total acres..	13,882	4,477	1,881	1,574	4,621	732	597
9 Corn harvested for grain.....multiple units reporting..	143	87	27	10	16	2	1
10 subunits reporting..	302	127	52	28	71	14	10
11 acres..	3,013	1,103	448	302	945	145	70
12 bushels..	51,111	19,716	7,705	5,528	15,097	2,295	770
13 Cotton harvested.....multiple units reporting..	148	89	29	10	17	2	1
14 subunits reporting..	387	134	63	34	103	24	29
15 acres..	6,235	1,760	986	798	1,850	314	527
16 bales..	4,005	1,187	631	568	1,126	221	272
17 Rice harvested.....multiple units reporting..	.....	.....	.....	.....	.....	.....	.....
18 subunits reporting..	.....	.....	.....	.....	.....	.....	.....
19 acres..	.....	.....	.....	.....	.....	.....	.....
20 162-lb. barrels..	.....	.....	.....	.....	.....	.....	.....
21 Peanuts harvested for picking or threshing.....multiple units reporting..	17	12	2	.....	2	.....	.....
22 subunits reporting..	21	13	2	.....	5	1	.....
23 acres..	29	13	5	.....	9	2	.....
24 pounds..	4,645	2,805	700	.....	1,100	40	.....
25 Horses and mules.....multiple units reporting..	146	95	24	10	15	2	.....
26 number..	822	399	126	63	209	25	.....
Landlord-tenant operations containing multiple units:							
27 All subunits including home farm.....number..	658	290	112	54	145	27	30
28 Land in all subunits including home farm.....acres..	99,045	48,655	13,701	11,259	22,118	2,071	1,241
29 Owned by operator of multiple unit.....acres..	76,962	40,747	11,132	9,441	12,466	2,071	1,105
30 Rented by operator of multiple unit.....acres..	22,083	7,908	2,569	1,818	9,652	.....	136
31 Subunits not included in multiple units.....operators reporting..	59	32	12	5	9	1	.....
32 number..	152	82	25	14	29	2	.....
33 Share tenants.....number..	112	60	18	10	22	2	.....
34 Other tenants, not croppers nor share tenants.....number..	40	22	7	4	7	.....	.....
35 Land in subunits not included in multiple units.....acres..	6,248	3,657	707	692	1,147	45	.....

MULTIPLE-UNIT OPERATIONS

Economic Area Table 6.—MULTIPLE-UNIT OPERATIONS, BY KIND OF TENANTS IN LANDLORD-TENANT OPERATION: CENSUS OF 1950

[Data for units, land in units, and number of horses and mules relate to April 1, 1950; those for cropland harvested and crops harvested relate to 1949]

Item (For definitions and explanations, see text)	The State				Areas 1 and A			
	Total	Kind of tenant in landlord-tenant operation			Total	Kind of tenant in landlord-tenant operation		
		Croppers only	Croppers, share, and/or other tenants only	Croppers and tenants other than share tenants only		Croppers only	Croppers, share, and/or other tenants only	Croppers and tenants other than share tenants only
1 Multiple-unit operations.....number..	5,244	3,273	1,512	459	645	459	124	62
2 Subunits in multiple-unit operations.....total number..	21,118	11,597	7,714	1,847	4,358	2,577	1,437	344
3 Home farms.....number..	4,920	3,074	1,429	417	597	422	120	55
4 Cropper farms.....number..	16,198	8,483	6,285	1,430	3,761	2,155	1,317	289
5 Land in multiple-unit operations.....total acres..	2,289,204	939,057	1,107,435	242,712	400,227	222,869	144,899	32,459
6 Home farms.....acres..	1,948,749	758,347	980,918	209,484	337,390	185,939	123,704	27,747
7 Cropper farms.....acres..	340,455	180,710	126,517	33,228	62,837	36,930	21,195	4,712
8 Cropland harvested.....total acres..	686,786	345,972	282,052	58,762	151,450	93,924	45,649	11,877
9 Corn harvested for grain.....multiple units reporting..	4,328	2,711	1,253	364	523	374	105	44
10 subunits reporting.....	11,154	6,169	4,050	935	2,102	1,170	786	146
11 acres.....	128,960	67,384	50,157	11,419	19,128	11,088	6,557	1,483
12 bushels.....	2,688,416	1,414,819	1,027,412	246,185	481,582	285,008	154,295	42,279
13 Cotton harvested.....multiple units reporting..	6,692	2,908	1,397	387	627	446	122	59
14 subunits reporting.....	17,074	9,274	6,400	1,400	4,032	2,364	1,378	290
15 acres.....	329,916	177,329	125,443	27,144	95,238	57,147	30,527	7,564
16 bales.....	240,436	132,358	88,567	19,511	79,661	47,796	25,903	5,962
17 Rice harvested.....multiple units reporting..	219	118	83	18	.....	.....	.....	.....
18 subunits reporting.....	277	148	95	34	.....	.....	.....	.....
19 acres.....	27,505	11,365	13,247	2,893	.....	.....	.....	.....
20 162-lb. barrels.....	351,066	133,969	173,096	44,001	.....	.....	.....	.....
21 Peanuts harvested for picking or threshing.....multiple units reporting..	62	35	18	9	.....	.....	.....	.....
22 subunits reporting.....	76	43	24	9	.....	.....	.....	.....
23 acres.....	127	86	31	10	.....	.....	.....	.....
24 pounds.....	27,602	20,657	4,740	2,205	650	.....	450	200
25 Horses and mules.....multiple units reporting..	4,473	2,836	1,258	379	545	391	105	49
26 number.....	28,018	13,923	11,759	2,336	3,910	2,142	1,475	293
Landlord-tenant operations containing multiple units:								
27 All subunits including home farm.....number..	27,967	11,557	13,735	2,675	4,942	2,577	1,931	434
28 Land in all subunits including home farm.....acres..	2,533,834	939,057	1,298,145	296,632	414,302	222,869	153,140	36,293
29 Owned by operator of multiple unit.....acres..	1,976,876	695,944	1,044,934	235,998	296,745	165,156	106,054	25,235
30 Rented by operator of multiple unit.....acres..	556,958	243,113	253,211	60,634	117,557	57,713	49,086	10,758
31 Subunits not included in multiple units.....operators reporting..	1,971	.....	1,512	459	186	.....	124	62
32 number.....	6,849	.....	6,021	828	584	.....	494	90
33 Share tenants.....number..	5,033	.....	5,033	.....	415	.....	415	.....
34 Other tenants, not croppers nor share tenants.....number..	1,816	.....	.....	828	169	.....	79	90
35 Land in subunits not included in multiple units.....acres..	244,630	.....	190,710	53,920	14,075	.....	10,241	3,834

Item (For definitions and explanations, see text)	Area 2				Area 3			
	Total	Kind of tenant in landlord-tenant operation			Total	Kind of tenant in landlord-tenant operation		
		Croppers only	Croppers, share, and/or other tenants only	Croppers and tenants other than share tenants only		Croppers only	Croppers, share, and/or other tenants only	Croppers and tenants other than share tenants only
1 Multiple-unit operations.....number..	1,941	1,150	642	149	953	523	369	61
2 Subunits in multiple-unit operations.....total number..	9,340	4,617	3,942	781	2,713	1,376	1,144	193
3 Home farms.....number..	1,815	1,082	600	133	889	481	349	59
4 Cropper farms.....number..	7,525	3,535	3,342	648	1,824	895	795	134
5 Land in multiple-unit operations.....total acres..	1,031,830	355,253	573,251	103,326	197,579	69,538	114,901	13,140
6 Home farms.....acres..	894,642	290,869	513,601	90,172	156,002	49,467	96,764	9,771
7 Cropper farms.....acres..	137,188	64,384	59,650	13,154	41,577	20,071	18,137	3,369
8 Cropland harvested.....total acres..	320,939	141,879	153,809	25,251	69,678	31,489	33,234	4,955
9 Corn harvested for grain.....multiple units reporting..	1,612	946	549	117	798	440	303	55
10 subunits reporting.....	4,531	2,285	1,891	355	1,698	895	678	125
11 acres.....	58,950	26,675	27,577	4,698	17,847	9,110	7,458	1,279
12 bushels.....	1,240,482	559,322	577,729	103,431	368,577	192,237	148,370	27,970
13 Cotton harvested.....multiple units reporting..	1,887	1,122	621	144	877	480	340	57
14 subunits reporting.....	8,290	4,132	3,462	696	1,891	983	780	128
15 acres.....	172,535	87,172	74,598	14,765	17,929	9,056	7,599	1,274
16 bales.....	120,696	60,578	49,844	10,274	12,125	6,281	4,863	981
17 Rice harvested.....multiple units reporting..	.....	.....	.....	.....	.....	.....	.....	.....
18 subunits reporting.....	.....	.....	.....	.....	.....	.....	.....	.....
19 acres.....	.....	.....	.....	.....	.....	.....	.....	.....
20 162-lb. barrels.....	.....	.....	.....	.....	8,237	2,923	5,166	148
21 Peanuts harvested for picking or threshing.....multiple units reporting..	.....	.....	.....	.....	95,270	31,678	48,274	15,318
22 subunits reporting.....	.....	.....	.....	.....	.....	.....	.....	.....
23 acres.....	.....	.....	.....	.....	.....	.....	.....	.....
24 pounds.....	.....	.....	.....	.....	.....	.....	.....	.....
25 Horses and mules.....multiple units reporting..	1,593	952	523	118	835	476	305	54
26 number.....	11,115	4,866	5,421	828	5,140	2,609	2,161	370
Landlord-tenant operations containing multiple units:								
27 All subunits including home farm.....number..	12,631	4,617	6,952	1,062	4,144	1,376	2,442	326
28 Land in all subunits including home farm.....acres..	1,145,167	355,253	663,151	126,759	237,987	69,538	151,042	17,407
29 Owned by operator of multiple unit.....acres..	869,283	235,324	525,193	108,766	202,246	55,477	130,495	16,274
30 Rented by operator of multiple unit.....acres..	275,884	119,929	137,952	17,993	35,741	14,061	20,547	1,133
31 Subunits not included in multiple units.....operators reporting..	791	.....	642	149	430	.....	369	61
32 number.....	3,291	.....	3,010	281	1,431	.....	1,298	133
33 Share tenants.....number..	2,519	.....	2,519	.....	1,126	.....	1,126	.....
34 Other tenants, not croppers nor share tenants.....number..	772	.....	491	281	305	.....	172	133
35 Land in subunits not included in multiple units.....acres..	113,337	.....	89,904	23,433	40,408	.....	36,141	4,267

Economic Area Table 6.—MULTIPLE-UNIT OPERATIONS, BY KIND OF TENANTS IN LANDLORD-TENANT OPERATION:  
CENSUS OF 1950—Continued

[Data for units, land in units, and number of horses and mules relate to April 1, 1950; those for cropland harvested and crops harvested relate to 1949]

Item (For definitions and explanations, see text)	Area 4				Areas 5 and B			
	Total	Kind of tenant in landlord-tenant operation			Total	Kind of tenant in landlord-tenant operation		
		Croppers only	Croppers, share, and/or other tenants only	Croppers and tenants other than share tenants only		Croppers only	Croppers, share, and/or other tenants only	Croppers and tenants other than share tenants only
1 Multiple-unit operations.....number..	671	490	121	60	470	322	75	73
2 Subunits in multiple-unit operations.....total number..	1,973	1,344	431	198	1,208	797	218	193
3 Home farms.....number..	636	466	117	53	459	314	74	71
4 Cropper farms.....number..	1,337	878	314	145	749	483	144	122
5 Land in multiple-unit operations.....total acres..	240,228	129,468	88,235	22,525	182,093	73,314	68,766	40,013
6 Home farms.....acres..	201,617	103,812	79,274	18,531	160,197	57,818	65,546	36,833
7 Cropper farms.....acres..	38,611	25,656	8,961	3,994	21,896	15,496	3,220	3,180
8 Cropland harvested.....total acres..	61,258	39,269	16,444	5,545	25,934	12,723	8,466	4,745
9 Corn harvested for grain.....multiple units reporting..	620	453	114	53	404	273	70	61
10 subunits reporting.....	1,336	901	303	132	773	502	149	122
11 acres..	16,452	10,739	3,979	1,734	8,920	5,465	1,966	1,489
12 bushels..	314,360	205,249	73,625	35,486	162,986	104,497	34,074	24,415
13 Cotton harvested.....multiple units reporting..	603	438	112	53	286	180	61	45
14 subunits reporting.....	1,450	974	329	147	530	326	123	81
15 acres..	28,758	19,195	7,239	2,324	4,359	2,674	1,095	590
16 bales..	18,631	12,523	4,488	1,620	2,144	1,315	570	259
17 Rice harvested.....multiple units reporting..	.....	.....	.....	.....	.....	.....	.....	.....
18 subunits reporting.....	.....	.....	.....	.....	.....	.....	.....	.....
19 acres..	.....	.....	.....	.....	.....	.....	.....	.....
20 162-lb. barrels..	.....	.....	.....	.....	.....	.....	.....	.....
21 Peanuts harvested for picking or threshing.....multiple units reporting..	39	25	8	6	3	2	1	.....
22 subunits reporting.....	49	32	11	6	3	2	1	.....
23 acres..	92	73	13	6	3	2	1	.....
24 pounds..	21,757	18,187	1,770	1,800	550	400	150	.....
25 Horses and mules.....multiple units reporting..	600	436	110	54	420	294	66	60
26 number..	2,855	1,713	900	242	1,830	998	528	304
Landlord-tenant operations containing multiple units:								
27 All subunits including home farm.....number..	2,369	1,344	729	296	1,653	797	525	331
28 Land in all subunits including home farm.....acres..	258,901	129,468	101,940	27,493	201,274	73,314	77,509	50,451
29 Owned by operator of multiple unit.....acres..	213,150	104,442	87,304	21,404	175,279	67,440	69,867	37,972
30 Rented by operator of multiple unit.....acres..	45,751	25,026	14,636	6,089	25,995	5,874	7,642	12,479
31 Subunits not included in multiple units.....operators reporting..	181	.....	121	60	148	.....	75	73
32 number..	396	.....	238	98	445	.....	307	138
33 Share tenants.....number..	232	.....	232	.....	192	.....	192	.....
34 Other tenants, not croppers nor share tenants.....number..	164	.....	66	98	253	.....	115	138
35 Land in subunits not included in multiple units.....acres..	18,673	.....	13,705	4,968	19,181	.....	8,743	10,438

Item (For definitions and explanations, see text)	Area 6				Area 7			
	Total	Kind of tenant in landlord-tenant operation			Total	Kind of tenant in landlord-tenant operation		
		Croppers only	Croppers, share, and/or other tenants only	Croppers and tenants other than share tenants only		Croppers only	Croppers, share, and/or other tenants only	Croppers and tenants other than share tenants only
1 Multiple-unit operations.....number..	114	70	29	15	287	155	108	24
2 Subunits in multiple-unit operations.....total number..	297	177	85	35	723	357	296	70
3 Home farms.....number..	105	66	27	12	260	140	100	20
4 Cropper farms.....number..	192	111	58	23	463	217	196	50
5 Land in multiple-unit operations.....total acres..	50,628	13,570	24,240	12,818	93,822	38,021	44,421	11,380
6 Home farms.....acres..	42,118	9,949	20,579	11,590	74,369	29,806	36,111	8,452
7 Cropper farms.....acres..	8,510	3,621	3,661	1,228	19,453	8,215	8,310	2,928
8 Cropland harvested.....total acres..	13,017	5,362	5,440	2,215	30,628	13,179	13,864	3,585
9 Corn harvested for grain.....multiple units reporting..	97	62	24	11	131	70	49	12
10 subunits reporting.....	186	117	50	19	226	119	88	19
11 acres..	2,564	1,335	855	374	2,086	1,080	794	212
12 bushels..	40,497	22,954	10,343	7,200	28,821	14,455	11,721	2,645
13 Cotton harvested.....multiple units reporting..	61	42	15	4	203	107	83	13
14 subunits reporting.....	119	80	34	5	375	181	162	32
15 acres..	1,200	697	473	30	3,662	1,745	1,598	319
16 bales..	775	435	331	9	2,399	1,123	1,073	203
17 Rice harvested.....multiple units reporting..	3	3	.....	.....	135	77	43	15
18 subunits reporting.....	4	4	.....	.....	171	101	50	20
19 acres..	243	243	.....	.....	19,025	8,199	8,081	2,745
20 162-lb. barrels..	2,277	2,277	.....	.....	253,519	100,014	124,822	28,683
21 Peanuts harvested for picking or threshing.....multiple units reporting..	.....	.....	.....	.....	.....	.....	.....	.....
22 subunits reporting.....	.....	.....	.....	.....	.....	.....	.....	.....
23 acres..	.....	.....	.....	.....	.....	.....	.....	.....
24 pounds..	.....	.....	.....	.....	.....	.....	.....	.....
25 Horses and mules.....multiple units reporting..	90	59	21	10	244	133	778	21
26 number..	654	390	214	50	1,692	748	778	166
Landlord-tenant operations containing multiple units:								
27 All subunits including home farm.....number..	434	177	193	64	1,136	357	674	105
28 Land in all subunits including home farm.....acres..	56,609	13,570	29,241	13,798	120,549	38,021	66,695	15,833
29 Owned by operator of multiple unit.....acres..	45,830	11,402	28,250	6,178	97,381	28,291	55,494	13,596
30 Rented by operator of multiple unit.....acres..	10,779	2,168	991	7,620	23,168	9,730	11,201	2,237
31 Subunits not included in multiple units.....operators reporting..	44	.....	29	15	132	.....	108	24
32 number..	137	.....	108	29	413	.....	378	35
33 Share tenants.....number..	86	.....	86	.....	351	.....	351	.....
34 Other tenants, not croppers nor share tenants.....number..	51	.....	22	29	62	.....	27	35
35 Land in subunits not included in multiple units.....acres..	5,981	.....	5,001	980	26,727	.....	22,274	4,453

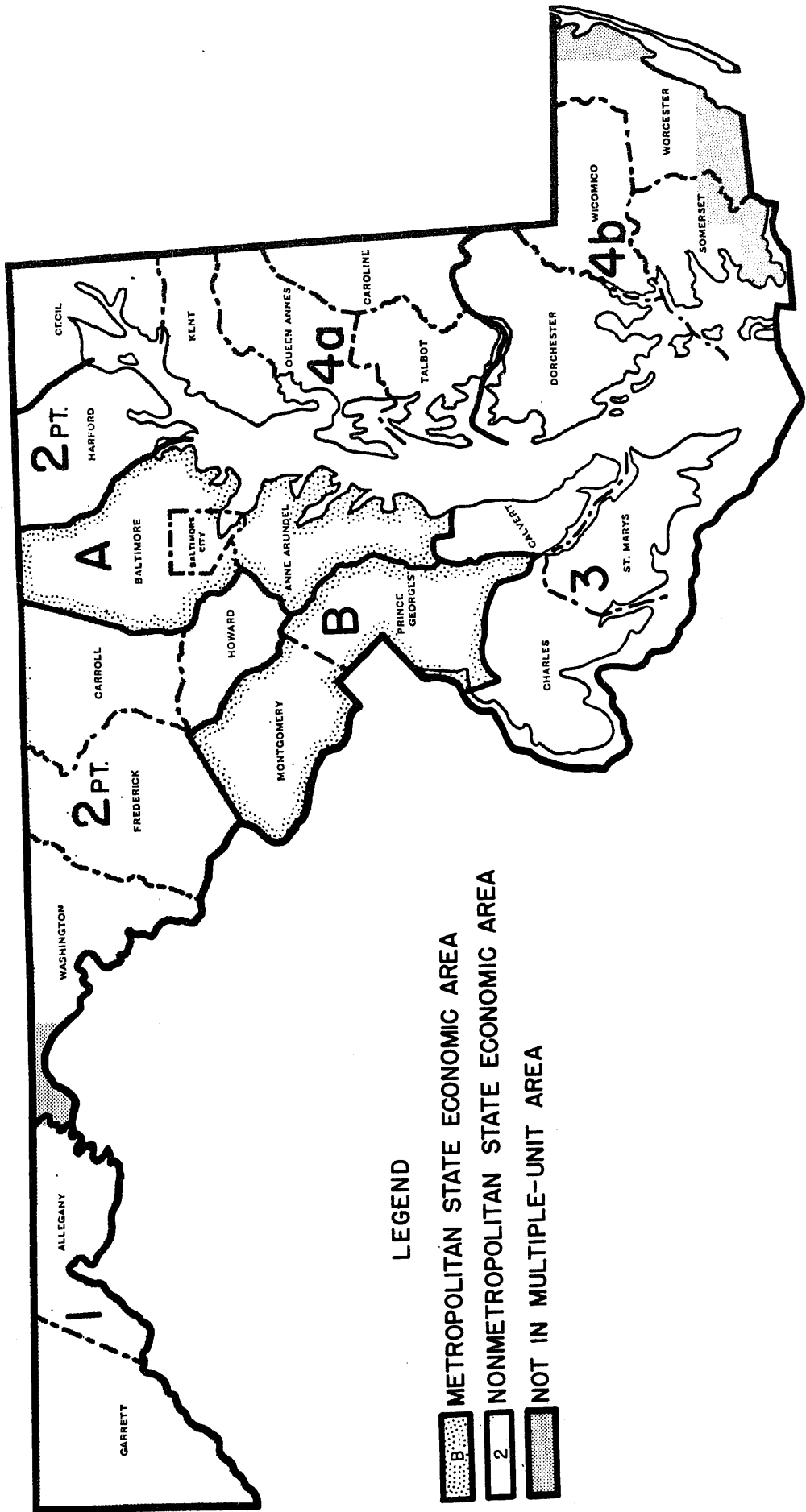
## MULTIPLE-UNIT OPERATIONS

Economic Area Table 6.—MULTIPLE-UNIT OPERATIONS, BY KIND OF TENANTS IN LANDLORD-TENANT OPERATION:  
CENSUS OF 1950—Continued

[Data for units, land in units, and number of horses and mules relate to April 1, 1950; those for cropland harvested and crops harvested relate to 1949]

Item (For definitions and explanations, see text)	Area 8			
	Total	Kind of tenant in landlord-tenant operation		
		Croppers only	Croppers, share, and/or other tenants only	Croppers and tenants other than share tenants only
1 Multiple-unit operations.....number..	163	104	44	15
2 Subunits in multiple-unit operations.....total number..	506	312	161	33
3 Home farms.....number..	159	103	42	14
4 Cropper farms.....number..	347	209	119	19
5 Land in multiple-unit operations.....total acres..	92,797	37,024	48,722	7,051
6 Home farms.....acres..	82,414	30,687	45,339	6,388
7 Cropper farms.....acres..	10,383	6,337	3,383	663
8 Cropland harvested.....total acres..	13,882	8,147	5,146	589
9 Corn harvested for grain.....multiple units reporting..	143	93	39	11
10 subunits reporting..	302	180	105	17
11 acres..	3,013	1,892	971	150
12 bushels..	51,111	31,097	17,255	2,759
13 Cotton harvested.....multiple units reporting..	148	93	43	12
14 subunits reporting..	387	234	132	21
15 acres..	6,235	3,643	2,314	278
16 bales..	4,005	2,307	1,495	203
17 Rice harvested.....multiple units reporting..	.....	.....	.....	.....
18 subunits reporting..	.....	.....	.....	.....
19 acres..	.....	.....	.....	.....
20 162-lb. barrels..	.....	.....	.....	.....
21 Peanuts harvested for picking or threshing...multiple units reporting..	17	8	7	2
22 subunits reporting..	21	9	10	2
23 acres..	29	11	15	3
24 pounds..	4,645	2,070	2,370	205
25 Horses and mules.....multiple units reporting..	146	95	38	13
26 number..	822	457	282	83
Landlord-tenant operations containing multiple units:				
27 All subunits including home farm.....number..	658	312	289	57
28 Land in all subunits including home farm.....acres..	99,045	37,024	53,423	8,598
29 Owned by operator of multiple unit.....acres..	76,962	28,412	42,277	6,273
30 Rented by operator of multiple unit.....acres..	22,083	8,612	11,146	2,325
31 Subunits not included in multiple units.....operators reporting..	59	.....	44	15
32 number..	152	.....	128	24
33 Share tenants.....number..	112	.....	112	.....
34 Other tenants, not croppers nor share tenants.....number..	40	.....	16	24
35 Land in subunits not included in multiple units.....acres..	6,248	.....	4,701	1,547

# MARYLAND State Economic Areas



### LEGEND

- METROPOLITAN STATE ECONOMIC AREA
- NONMETROPOLITAN STATE ECONOMIC AREA
- NOT IN MULTIPLE-UNIT AREA



County Table 1.—MULTIPLE-UNIT OPERATIONS: CENSUS OF 1950

[Data for farm units, land in farms, and number of horses and mules relate to April 1, 1950; those for cropland harvested and crops harvested relate to 1949]

Item (For definitions and explanations, see text)		Total, selected counties	Anne Arundel	Calvert	Charles	Prince Georges	St. Marys
1	All farms.....number..	7,769	1,465	1,218	1,576	2,130	1,380
2	Land in farms.....acres..	730,469	116,221	94,397	180,755	187,606	151,490
3	Cropland harvested.....acres..	166,090	30,865	17,955	35,816	43,948	37,506
4	Corn harvested for grain.....farms reporting..	4,777	726	788	1,145	1,071	1,047
5	.....acres..	48,857	7,071	5,902	11,803	11,281	12,800
6	.....bushels..	1,919,926	259,020	238,106	497,365	436,452	488,983
7	Cotton harvested.....farms reporting..						
8	.....acres..						
9	.....bales..						
10	Tobacco harvested.....farms reporting..	5,685	830	1,115	1,250	1,372	1,118
11	.....acres..	46,724	8,506	8,117	9,285	13,173	7,643
12	.....pounds..	35,383,239	6,416,292	5,993,127	7,367,933	9,562,737	6,043,150
13	Peanuts harvested for picking or threshing...farms reporting..						
14	.....acres..						
15	.....pounds..						
16	Horses and mules.....farms reporting..	4,811	877	737	978	1,360	859
17	.....number..	11,322	2,008	1,503	2,253	3,539	2,019
18	Multiple-unit operations.....number..	388	30	124	82	105	47
19	Subunits in multiple-unit operations.....number..	994	78	347	212	243	114
20	Home farms.....number..	356	30	115	76	95	40
21	Cropper farms.....number..	638	48	232	136	148	74
22	Land owned by landlord.....acres..	94,786	5,717	26,018	23,323	24,053	15,675
23	Land rented from others by landlord.....acres..	4,288	281	1,216	1,411	729	651
24	Land in units.....acres..	87,698	5,032	23,953	22,713	22,369	13,631
25	Home farms.....acres..	64,728	3,659	17,046	18,741	16,605	8,677
26	Cropper farms.....acres..	22,970	1,373	6,907	3,972	5,764	4,954
27	Cropland harvested.....acres..	19,138	1,088	4,646	4,622	6,086	2,696
28	Corn harvested for grain.....units reporting..	328	24	109	74	80	41
29	.....subunits reporting..	523	35	184	128	101	75
30	.....acres..	5,275	356	1,293	1,355	1,393	878
31	.....bushels..	228,774	14,880	56,038	63,515	60,474	33,867
32	Cotton harvested.....units reporting..						
33	.....subunits reporting..						
34	.....acres..						
35	.....bales..						
36	Tobacco harvested.....units reporting..	383	30	124	80	104	45
37	.....subunits reporting..	817	56	301	166	201	93
38	.....acres..	6,771	458	2,161	1,377	2,038	737
39	.....pounds..	5,195,587	312,700	1,527,218	1,175,861	1,607,187	572,621
40	Peanuts harvested for picking or threshing...units reporting..						
41	.....subunits reporting..						
42	.....acres..						
43	.....pounds..						
44	Horses and mules.....units reporting..	319	22	100	68	91	38
45	.....number..	1,056	69	301	225	328	133
46	Farms not in multiple units.....number..	6,775	1,387	871	1,364	1,887	1,266
47	Land in farms.....acres..	642,771	111,189	70,444	158,042	165,237	137,859

MULTIPLE-UNIT OPERATIONS

Economic Area Table 1.— MULTIPLE-UNIT OPERATIONS,

[Data for units, land in units, and number of horses and mules relate to April 1, 1950;

Item (For definitions and explanations, see text)	Total, selected areas									
	Total	Size of unit								
		Under 30 acres	30 to 49 acres	50 to 69 acres	70 to 99 acres	100 to 139 acres	140 to 179 acres	180 to 219 acres	220 to 259 acres	
1 Multiple-unit operations.....number..	388	19	19	15	45	58	52	54	22	
2 Subunits in multiple-unit operations.....total number..	994	37	44	35	101	133	127	127	51	
3 Home farms.....number..	356	14	18	14	41	55	48	46	22	
4 Cropper farms.....number..	638	23	26	21	60	78	79	81	29	
5 Land in multiple-unit operations.....total acres..	87,698	368	746	892	3,742	6,695	8,215	10,789	5,180	
6 Home farms.....acres..	64,728	163	442	585	2,802	4,512	5,683	7,210	4,438	
7 Cropper farms.....acres..	22,970	205	304	307	940	2,183	2,532	3,579	742	
8 Cropland harvested.....total acres..	19,138	204	334	356	1,211	2,019	2,116	2,394	1,326	
9 Corn harvested for grain.....multiple units reporting..	328	8	13	9	33	50	49	45	21	
10 subunits reporting.....	523	8	16	15	46	71	71	64	36	
11 acres.....	5,275	38	88	79	289	631	632	574	369	
12 bushels.....	228,774	1,720	3,523	3,537	13,614	26,493	31,050	23,795	17,443	
13 Cotton harvested.....multiple units reporting..	.....	.....	.....	.....	.....	.....	.....	.....	.....	
14 subunits reporting.....	.....	.....	.....	.....	.....	.....	.....	.....	.....	
15 acres.....	.....	.....	.....	.....	.....	.....	.....	.....	.....	
16 bales.....	.....	.....	.....	.....	.....	.....	.....	.....	.....	
17 Tobacco harvested.....multiple units reporting..	383	18	19	14	45	58	52	51	22	
18 subunits reporting.....	817	28	37	25	85	114	108	100	48	
19 acres.....	6,771	135	194	193	554	837	781	921	466	
20 pounds.....	5,195,587	84,450	131,171	170,900	451,108	654,490	625,235	651,718	379,600	
21 Peanuts harvested for picking or threshing.....multiple units reporting..	.....	.....	.....	.....	.....	.....	.....	.....	.....	
22 subunits reporting.....	.....	.....	.....	.....	.....	.....	.....	.....	.....	
23 acres.....	.....	.....	.....	.....	.....	.....	.....	.....	.....	
24 pounds.....	.....	.....	.....	.....	.....	.....	.....	.....	.....	
25 Horses and mules.....multiple units reporting..	319	10	13	14	34	50	43	45	20	
26 number.....	1,056	19	30	35	78	117	122	151	75	
Landlord-tenant operations containing multiple units:										
27 All subunits including home farm.....number..	1,170	46	48	40	111	149	139	153	54	
28 Land in all subunits including home farm.....acres..	99,074	690	1,230	1,173	4,159	8,256	8,772	12,413	5,421	
29 Owned by operator of multiple unit.....acres..	94,786	690	1,169	1,173	4,114	8,046	8,563	11,514	5,131	
30 Rented by operator of multiple unit.....acres..	4,288	.....	61	.....	45	210	209	899	290	
31 Subunits not included in multiple units.....operators reporting..	101	6	2	4	9	9	10	13	3	
32 number.....	176	9	4	5	16	16	12	26	3	
33 Share tenants.....number..	118	9	1	2	10	11	10	17	3	
34 Other tenants, not croppers nor share tenants.....number..	58	.....	3	3	4	5	2	9	.....	
35 Land in subunits not included in multiple units.....acres..	11,376	322	484	281	417	1,561	557	1,624	241	

Item (For definitions and explanations, see text)	Area 3				
	Total	Size of unit			
		Under 30 acres	30 to 49 acres	50 to 69 acres	70 to 99 acres
1 Multiple-unit operations.....number..	253	5	11	8	34
2 Subunits in multiple-unit operations.....total number..	673	10	23	18	76
3 Home farms.....number..	231	4	10	7	31
4 Cropper farms.....number..	442	6	13	11	45
5 Land in multiple-unit operations.....total acres..	60,297	93	421	461	2,819
6 Home farms.....acres..	44,464	51	201	260	2,157
7 Cropper farms.....acres..	15,833	42	220	201	662
8 Cropland harvested.....total acres..	11,964	58	193	199	913
9 Corn harvested for grain.....multiple units reporting..	224	4	9	6	26
10 subunits reporting.....	387	4	12	11	36
11 acres.....	3,526	18	67	53	244
12 bushels.....	153,420	960	2,795	2,227	10,674
13 Cotton harvested.....multiple units reporting..	.....	.....	.....	.....	.....
14 subunits reporting.....	.....	.....	.....	.....	.....
15 acres.....	.....	.....	.....	.....	.....
16 bales.....	.....	.....	.....	.....	.....
17 Tobacco harvested.....multiple units reporting..	249	5	11	7	34
18 subunits reporting.....	560	8	19	15	66
19 acres.....	4,275	25	89	105	404
20 pounds.....	3,275,700	13,250	62,000	91,000	341,311
21 Peanuts harvested for picking or threshing.....multiple units reporting..	.....	.....	.....	.....	.....
22 subunits reporting.....	.....	.....	.....	.....	.....
23 acres.....	.....	.....	.....	.....	.....
24 pounds.....	.....	.....	.....	.....	.....
25 Horses and mules.....multiple units reporting..	206	3	8	7	24
26 number.....	659	3	17	19	53
Landlord-tenant operations containing multiple units:					
27 All subunits including home farm.....number..	781	11	24	20	81
28 Land in all subunits including home farm.....acres..	68,294	102	895	652	3,031
29 Owned by operator of multiple unit.....acres..	65,016	102	895	652	2,996
30 Rented by operator of multiple unit.....acres..	3,278	.....	.....	.....	35
31 Subunits not included in multiple units.....operators reporting..	57	1	1	2	5
32 number.....	108	1	1	2	5
33 Share tenants.....number..	74	1	1	1	2
34 Other tenants, not croppers nor share tenants.....number..	34	.....	.....	1	3
35 Land in subunits not included in multiple units.....acres..	7,997	9	474	191	212

BY SIZE OF UNIT: CENSUS OF 1950

those for cropland harvested and crops harvested relate to 1949]

Total, selected areas—Continued			Areas A (part) and B (part)												
Size of unit—Con.			Total	Size of unit									260 to 499 acres	500 to 999 acres	1,000 acres and over
260 to 499 acres	500 to 999 acres	1,000 acres and over		Under 30 acres	30 to 49 acres	50 to 69 acres	70 to 99 acres	100 to 139 acres	140 to 179 acres	180 to 219 acres	220 to 259 acres				
73	21	10	135	14	8	7	11	20	16	21	6	25	4	3	1
214	70	55	321	27	21	17	25	42	38	46	15	68	12	10	2
70	19	9	125	10	8	7	10	18	15	20	6	24	4	3	3
144	51	46	196	17	13	10	15	24	23	26	9	44	8	7	4
24,869	13,739	12,463	27,401	275	325	431	923	2,288	2,476	4,216	1,384	8,785	2,949	3,349	5
18,468	10,369	10,056	20,264	112	241	325	645	1,371	1,695	2,927	1,298	6,365	2,505	2,780	6
6,401	3,370	2,407	7,137	163	84	106	278	917	781	1,289	86	2,420	444	569	7
5,462	2,085	1,631	7,174	146	141	157	298	765	726	984	450	2,238	669	600	8
71	19	10	104	4	4	3	7	15	16	19	5	24	4	3	9
123	42	31	136	4	4	4	10	16	18	23	8	38	6	5	10
1,439	597	539	1,749	20	21	26	45	190	198	227	95	556	178	193	11
57,110	26,999	23,490	75,354	760	728	1,260	2,940	9,966	8,624	9,281	5,600	21,035	6,530	8,630	12
.....	.....	.....	.....	.....	.....	.....	.....	.....	.....	.....	.....	.....	.....	.....	13
.....	.....	.....	.....	.....	.....	.....	.....	.....	.....	.....	.....	.....	.....	.....	14
.....	.....	.....	.....	.....	.....	.....	.....	.....	.....	.....	.....	.....	.....	.....	15
.....	.....	.....	.....	.....	.....	.....	.....	.....	.....	.....	.....	.....	.....	.....	16
73	21	10	134	13	8	7	11	20	16	21	6	25	4	3	17
178	51	43	257	20	18	10	19	34	30	35	15	59	10	7	18
1,688	513	489	2,496	110	105	88	150	304	289	354	178	692	128	98	19
1,343,401	336,814	366,700	1,919,887	71,200	69,171	79,900	109,797	272,640	223,099	267,030	145,400	552,950	67,700	61,000	20
.....	.....	.....	.....	.....	.....	.....	.....	.....	.....	.....	.....	.....	.....	.....	21
.....	.....	.....	.....	.....	.....	.....	.....	.....	.....	.....	.....	.....	.....	.....	22
.....	.....	.....	.....	.....	.....	.....	.....	.....	.....	.....	.....	.....	.....	.....	23
.....	.....	.....	.....	.....	.....	.....	.....	.....	.....	.....	.....	.....	.....	.....	24
65	16	9	113	7	5	7	10	16	15	17	6	24	3	3	25
286	71	72	397	16	13	16	25	37	42	59	30	112	18	29	26
.....	.....	.....	.....	.....	.....	.....	.....	.....	.....	.....	.....	.....	.....	.....	27
265	92	73	389	35	24	20	30	46	40	56	16	94	16	12	28
27,638	14,524	14,798	30,780	588	355	521	1,128	2,488	2,591	4,791	1,388	10,478	3,022	3,450	27
26,824	13,689	13,873	29,770	588	274	521	1,118	2,478	2,581	4,262	1,098	10,394	3,006	3,450	28
814	835	925	1,010	.....	61	.....	10	10	10	529	290	84	16	.....	30
30	9	6	44	5	1	2	4	4	2	5	1	15	3	2	31
51	22	18	68	8	3	3	5	4	2	10	1	26	4	2	32
32	15	12	44	8	.....	1	4	1	2	6	1	16	3	2	33
19	7	6	24	.....	.....	.....	.....	.....	.....	.....	.....	.....	.....	.....	34
2,769	785	2,335	3,279	313	10	90	205	200	115	575	4	1,693	73	101	35
Area 3—Continued															
Size of unit—Continued															
100 to 139 acres	140 to 179 acres	180 to 219 acres	220 to 259 acres	260 to 499 acres	500 to 999 acres	1,000 acres and over									
38	36	33	16	48	17	7	1								
91	89	81	36	146	58	45	2								
37	33	26	16	46	15	6	3								
54	56	55	20	100	43	39	4								
4,407	5,739	6,573	3,796	16,084	10,790	9,114	5								
3,141	3,988	4,283	3,140	12,103	7,864	7,276	6								
1,266	1,751	2,290	656	3,981	2,926	1,838	7								
1,254	1,390	1,410	876	3,224	1,416	1,031	8								
35	33	26	16	47	15	7	9								
55	53	41	28	85	36	26	10								
441	434	347	274	883	419	346	11								
16,527	22,426	14,514	11,843	36,075	20,469	14,860	12								
.....	.....	.....	.....	.....	.....	.....	13								
.....	.....	.....	.....	.....	.....	.....	14								
.....	.....	.....	.....	.....	.....	.....	15								
.....	.....	.....	.....	.....	.....	.....	16								
38	36	30	16	48	17	7	17								
80	78	65	33	119	41	36	18								
533	492	567	288	996	385	391	19								
381,850	402,136	384,688	234,200	790,451	269,114	305,700	20								
.....	.....	.....	.....	.....	.....	.....	21								
.....	.....	.....	.....	.....	.....	.....	22								
.....	.....	.....	.....	.....	.....	.....	23								
.....	.....	.....	.....	.....	.....	.....	24								
34	28	28	14	41	13	6	25								
80	80	92	45	174	53	43	26								
.....	.....	.....	.....	.....	.....	.....	27								
103	99	97	38	171	76	61	27								
5,768	6,161	7,622	4,033	17,160	11,502	11,348	28								
5,568	5,962	7,252	4,033	16,430	10,683	10,423	29								
200	199	370	.....	730	819	925	30								
5	8	8	2	15	6	4	31								
12	10	16	2	25	18	16	32								
10	8	11	2	16	12	10	33								
2	2	5	.....	9	6	6	34								
1,361	442	1,049	237	1,076	712	2,234	35								

### MULTIPLE-UNIT OPERATIONS

#### Economic Area Table 2.—MULTIPLE-UNIT OPERATIONS, BY COLOR

[Data for units, land in units, and number of horses and mules relate to April 1, 1950;

Item (For definitions and explanations, see text)	Total, selected areas											
	All operators			Color and tenure of operator								
				Full owners			Part owners			Managers		
	Total	White	Non-white	Total	White	Non-white	Total	White	Non-white	Total	White	Non-white
1 Multiple-unit operations.....number..	388	371	17	348	335	13	29	27	2	5	3	2
2 Subunits in multiple-unit operations..total number..	994	956	38	874	847	27	89	84	5	17	11	6
3 Home farms.....number..	356	339	17	316	303	13	29	27	2	5	3	2
4 Cropper farms.....number..	638	617	21	558	544	14	60	57	3	12	8	4
5 Land in multiple-unit operations.....total acres..	87,698	84,979	2,719	74,450	73,457	993	7,920	7,534	386	3,652	2,312	1,340
6 Home farms.....acres..	64,728	62,486	2,242	54,093	53,340	753	6,069	5,701	368	3,015	1,894	1,121
7 Cropper farms.....acres..	22,970	22,493	477	20,357	20,117	240	1,851	1,833	18	637	418	219
8 Cropland harvested.....total acres..	19,138	18,681	457	16,581	16,410	171	1,789	1,681	108	387	209	178
9 Corn harvested for grain..multiple units reporting..	328	314	14	293	283	10	25	23	2	4	2	2
10 subunits reporting..	523	509	14	458	448	10	47	45	2	7	5	2
11 acres..	5,275	5,159	116	4,531	4,470	61	510	492	18	116	79	37
12 bushels..	228,774	225,172	3,602	195,817	194,315	1,502	25,246	24,396	850	3,777	2,527	1,250
13 Cotton harvested.....multiple units reporting..												
14 subunits reporting..												
15 acres..												
16 bales..												
17 Tobacco harvested.....multiple units reporting..	383	368	15	343	332	11	29	27	2	5	3	2
18 subunits reporting..	817	789	28	724	703	21	74	69	5	7	5	2
19 acres..	6,771	6,605	166	5,911	5,821	90	685	644	41	92	57	35
20 pounds..	5,195,587	5,095,876	99,711	4,580,912	4,529,701	51,211	501,975	471,975	30,000	56,200	37,700	18,500
21 Peanuts harvested for picking or threshing....multiple units reporting..												
22 subunits reporting..												
23 acres..												
24 pounds..												
25 Horses and mules.....multiple units reporting..	319	305	14	285	275	10	25	23	2	4	2	2
26 number..	1,056	1,018	38	935	916	19	92	79	13	14	8	6
27 Landlord-tenant operations containing multiple units:												
28 All subunits including home farm.....number..	1,170	1,130	40	1,035	1,007	28	98	93	5	23	16	7
29 Land in all subunits including home farm...acres..	99,074	96,193	2,881	84,807	83,692	1,115	8,795	8,409	386	3,796	2,416	1,380
30 Owned by operator of multiple unit..acres..	94,786	92,189	2,597	84,807	83,692	1,115	6,267	6,081	186	3,712	2,416	1,296
31 Rented by operator of multiple unit....acres..	4,288	4,004	284				2,528	2,328	200	84		84
32 Subunits not included in multiple units.....operators reporting..	101	99	2	93	92	1	5	5		3	2	1
33 number..	176	174	2	161	160	1	9	9		6	5	1
34 Share tenants.....number..	118	116	2	109	108	1	8	8		1		1
35 Other tenants, not croppers nor share tenants.....number..	58	58		52	52		1	1		5	5	
36 Land in subunits not included in multiple units.....acres..	11,376	11,214	162	10,357	10,235	122	875	875		144	104	40

Item (For definitions and explanations, see text)	Area 3					
	All operators			Color and tenure of operator		
	Full owners			Total	White	Nonwhite
1 Multiple-unit operations.....number..	253	243	10	228	218	10
2 Subunits in multiple-unit operations..total number..	673	652	21	591	570	21
3 Home farms.....number..	231	221	10	206	196	10
4 Cropper farms.....number..	442	431	11	385	374	11
5 Land in multiple-unit operations.....total acres..	60,297	59,443	854	51,722	50,868	854
6 Home farms.....acres..	44,464	43,829	635	37,528	36,893	635
7 Cropper farms.....acres..	15,833	15,614	219	14,194	13,975	219
8 Cropland harvested.....total acres..	11,964	11,814	150	10,356	10,206	150
9 Corn harvested for grain..multiple units reporting..	224	217	7	203	196	7
10 subunits reporting..	387	380	7	344	337	7
11 acres..	3,526	3,474	52	3,068	3,016	52
12 bushels..	153,420	152,208	1,212	133,138	131,926	1,212
13 Cotton harvested.....multiple units reporting..						
14 subunits reporting..						
15 acres..						
16 bales..						
17 Tobacco harvested.....multiple units reporting..	249	240	9	224	215	9
18 subunits reporting..	560	542	18	498	480	18
19 acres..	4,275	4,197	78	3,733	3,655	78
20 pounds..	3,275,700	3,231,489	44,211	2,883,425	2,839,214	44,211
21 Peanuts harvested for picking or threshing....multiple units reporting..						
22 subunits reporting..						
23 acres..						
24 pounds..						
25 Horses and mules.....multiple units reporting..	206	198	8	186	178	8
26 number..	659	645	14	592	578	14
27 Landlord-tenant operations containing multiple units:						
28 All subunits including home farm.....number..	781	759	22	686	664	22
29 Land in all subunits including home farm...acres..	68,294	67,318	976	58,757	57,781	976
30 Owned by operator of multiple unit..acres..	65,016	64,040	976	58,757	57,781	976
31 Rented by operator of multiple unit....acres..	3,278	3,278				
32 Subunits not included in multiple units.....operators reporting..	57	56	1	51	50	1
33 number..	108	107	1	95	94	1
34 Share tenants.....number..	74	73	1	66	65	1
35 Other tenants, not croppers nor share tenants.....number..	34	34		29	29	
36 Land in subunits not included in multiple units.....acres..	7,997	7,875	122	7,035	6,913	122

AND TENURE OF OPERATOR: CENSUS OF 1950

those for cropland harvested and crops harvested relate to 1949]

Table with columns: Total, selected areas—Continued; Color and tenure of operator—Con.; Tenants (Total, White, Non-white); All operators (Total, White, Non-white); Full owners (Total, White, Non-white); Part owners (Total, White, Non-white); Managers (Total, White, Non-white); Tenants (Total, White, Non-white). Rows 1-35.

Area 3—Continued

Color and tenure of operator—Continued

Table with columns: Part owners (Total, White, Nonwhite); Managers (Total, White, Nonwhite); Tenants (Total, White, Nonwhite). Rows 1-35.

## MULTIPLE-UNIT OPERATIONS

Economic Area Table 3.—MULTIPLE-UNIT OPERATIONS, BY TYPE OF FARM: CENSUS OF 1950

[Data for units, land in units, and number of horses and mules relate to April 1, 1950; those for cropland harvested and crops harvested relate to 1949]

Item (For definitions and explanations, see text)	Total, selected areas			Areas A (part) and B (part)			Area 3		
	Type of farm			Type of farm			Type of farm		
	Total	Tobacco	Miscellaneous	Total	Tobacco	Miscellaneous	Total	Tobacco	Miscellaneous
1 Multiple-unit operations.....number..	388	383	5	135	134	1	253	249	4
2 Subunits in multiple-unit operations.....total number..	994	984	10	321	319	2	673	665	8
3 Home farms.....number..	356	352	4	125	124	1	231	228	3
4 Cropper farms.....number..	638	632	6	196	195	1	442	437	5
5 Land in multiple-unit operations.....total acres..	87,698	86,667	1,031	27,401	27,027	374	60,297	59,640	657
6 Home farms.....acres..	64,728	64,068	660	20,264	19,967	297	44,464	44,101	363
7 Cropper farms.....acres..	22,970	22,599	371	7,137	7,060	77	15,833	15,539	294
8 Cropland harvested.....total acres..	19,138	19,085	53	7,174	7,132	42	11,964	11,953	11
9 Corn harvested for grain.....multiple units reporting..	328	327	1	104	103	1	224	224	.....
10 subunits reporting.....	523	522	1	136	135	1	387	387	.....
11 acres..	5,275	5,262	13	1,749	1,736	13	3,526	3,526	.....
12 bushels..	228,774	228,202	572	75,354	74,762	572	153,420	153,420	.....
13 Cotton harvested.....multiple units reporting..	.....	.....	.....	.....	.....	.....	.....	.....	.....
14 subunits reporting.....	.....	.....	.....	.....	.....	.....	.....	.....	.....
15 acres..	.....	.....	.....	.....	.....	.....	.....	.....	.....
16 bales..	.....	.....	.....	.....	.....	.....	.....	.....	.....
17 Tobacco harvested.....multiple units reporting..	383	383	.....	134	134	.....	249	249	.....
18 subunits reporting.....	817	817	.....	257	257	.....	560	560	.....
19 acres..	6,771	6,771	.....	2,496	2,496	.....	4,275	4,275	.....
20 pounds..	5,195,587	5,195,587	.....	1,919,887	1,919,887	.....	3,275,700	3,275,700	.....
21 Peanuts harvested for picking or thrashing.....multiple units reporting..	.....	.....	.....	.....	.....	.....	.....	.....	.....
22 subunits reporting.....	.....	.....	.....	.....	.....	.....	.....	.....	.....
23 acres..	.....	.....	.....	.....	.....	.....	.....	.....	.....
24 pounds..	.....	.....	.....	.....	.....	.....	.....	.....	.....
25 Horses and mules.....multiple units reporting..	319	317	2	113	112	1	206	205	1
26 number..	1,056	1,052	4	397	395	2	659	657	2
Landlord-tenant operations containing multiple units:									
27 All subunits including home farm.....number..	1,170	1,158	12	389	387	2	781	771	10
28 Land in all subunits including home farm.....acres..	99,074	97,904	1,170	30,780	30,406	374	68,294	67,498	796
29 Owned by operator of multiple unit.....acres..	94,786	93,616	1,170	29,770	29,396	374	65,016	64,220	796
30 Rented by operator of multiple unit.....acres..	4,288	4,288	.....	1,010	1,010	.....	3,278	3,278	.....
31 Subunits not included in multiple units.....operators reporting..	101	99	2	44	44	.....	57	55	2
32 number..	176	174	2	68	68	.....	108	106	2
33 Share tenants.....number..	118	117	1	44	44	.....	74	73	1
34 Other tenants, not croppers nor share tenants.....number..	58	57	1	24	24	.....	34	33	1
35 Land in subunits not included in multiple units.....acres..	11,376	11,237	139	3,379	3,379	.....	7,997	7,858	139

Economic Area Table 4.—MULTIPLE-UNIT OPERATIONS, BY ACRES OF CROPLAND HARVESTED: CENSUS OF 1950

[Data for units, land in units, and number of horses and mules relate to April 1, 1950; those for cropland harvested and crops harvested relate to 1949]

Table with 10 columns: Item (For definitions and explanations, see text), Total, and Acres of cropland harvested (None, Under 20 acres, 20 to 29 acres, 30 to 49 acres, 50 to 99 acres, 100 to 199 acres, 200 to 499 acres, 500 acres and over). Rows include Multiple-unit operations, Land in multiple-unit operations, Cropland harvested (Corn, Cotton, Tobacco, Rice), and Landlord-tenant operations.

Table with 10 columns: Item (For definitions and explanations, see text), Total, and Acres of cropland harvested (None, Under 20 acres, 20 to 29 acres, 30 to 49 acres, 50 to 99 acres, 100 to 199 acres, 200 to 499 acres, 500 acres and over). Rows include Multiple-unit operations, Land in multiple-unit operations, Cropland harvested (Corn, Cotton, Tobacco, Rice), and Landlord-tenant operations.

\* Not available.

## MULTIPLE-UNIT OPERATIONS

Economic Area Table 4.—MULTIPLE-UNIT OPERATIONS, BY ACRES OF CROPLAND HARVESTED: CENSUS OF 1950—Continued

[Data for units, land in units, and number of horses and mules relate to April 1, 1950; those for cropland harvested and crops harvested relate to 1949]

Item (For definitions and explanations, see text)	Area 3								
	Total	Acres of cropland harvested							
		None	Under 20 acres	20 to 29 acres	30 to 49 acres	50 to 99 acres	100 to 199 acres	200 to 499 acres	500 acres and over
1 Multiple-unit operations.....number..	253	2	49	60	60	60	18	4	.....
2 Subunits in multiple-unit operations.....total number..	673	4	105	154	148	163	71	28	.....
3 Home farms.....number..	231	1	45	57	50	58	16	4	.....
4 Cropper farms.....number..	442	3	60	97	98	105	55	24	.....
5 Land in multiple-unit operations.....total acres..	60,297	398	7,050	12,679	10,878	15,055	9,334	4,903	.....
6 Home farms.....acres..	44,464	168	4,780	9,758	7,573	11,726	5,974	4,485	.....
7 Cropper farms.....acres..	15,833	230	2,270	2,921	3,305	3,329	3,360	418	.....
8 Cropland harvested.....total acres..	11,964	.....	658	1,472	2,303	4,124	2,331	1,076	.....
9 Corn harvested for grain.....multiple units reporting..	224	.....	34	53	58	57	18	4	.....
10 subunits reporting..	387	.....	44	84	90	102	47	20	.....
11 acres..	3,526	.....	198	482	764	1,142	668	272	.....
12 bushels..	153,420	.....	7,977	18,943	30,016	53,283	31,991	11,210	.....
13 Cotton harvested.....multiple units reporting..	.....	.....	.....	.....	.....	.....	.....	.....	.....
14 subunits reporting..	.....	.....	.....	.....	.....	.....	.....	.....	.....
15 acres..	.....	.....	.....	.....	.....	.....	.....	.....	.....
16 bales..	.....	.....	.....	.....	.....	.....	.....	.....	.....
17 Tobacco harvested.....multiple units reporting..	249	.....	47	60	60	60	18	4	.....
18 subunits reporting..	560	.....	83	127	123	139	61	27	.....
19 acres..	4,275	.....	378	750	875	1,273	654	345	.....
20 pounds..	3,275,700	.....	262,341	563,126	692,475	943,858	555,200	258,700	.....
21 Rice harvested.....multiple units reporting..	.....	.....	.....	.....	.....	.....	.....	.....	.....
22 subunits reporting..	.....	.....	.....	.....	.....	.....	.....	.....	.....
23 acres..	(*)	(*)	(*)	(*)	(*)	(*)	(*)	(*)	(*)
24 bushels..	.....	.....	.....	.....	.....	.....	.....	.....	.....
25 Peanuts harvested for picking or threshing.....multiple units reporting..	.....	.....	.....	.....	.....	.....	.....	.....	.....
26 subunits reporting..	.....	.....	.....	.....	.....	.....	.....	.....	.....
27 acres..	.....	.....	.....	.....	.....	.....	.....	.....	.....
28 pounds..	.....	.....	.....	.....	.....	.....	.....	.....	.....
29 Horses and mules.....multiple units reporting..	206	1	32	47	55	50	17	4	.....
30 number..	659	2	60	109	163	178	111	36	.....
Landlord-tenant operations containing multiple units:									
31 All subunits including home farm.....number..	781	5	115	167	165	200	95	34	.....
32 Land in all subunits including home farm.....acres..	68,294	498	7,365	14,088	13,196	16,808	11,078	5,261	.....
33 Owned by operator of multiple unit.....acres..	65,016	498	7,365	12,590	12,723	16,152	10,427	5,261	.....
34 Rented by operator of multiple unit.....acres..	3,278	.....	.....	1,498	473	656	651	.....	.....
35 Subunits not included in multiple units.....operators reporting..	57	1	8	11	11	16	9	1	.....
36 number..	108	1	10	13	17	37	24	6	.....
37 Share tenants.....number..	74	1	8	9	17	20	15	4	.....
38 Other tenants, not croppers nor share tenants.....number..	34	.....	2	4	.....	17	9	2	.....
39 Land in subunits not included in multiple units.....acres..	7,997	100	315	1,409	2,318	1,753	1,744	358	.....

\* Not available.



Economic Area Table 5.—MULTIPLE-UNIT OPERATIONS, BY NUMBER OF SUBUNITS: CENSUS OF 1950

[Data for units, land in units, and number of horses and mules relate to April 1, 1950; those for cropland harvested and crops harvested relate to 1949]

Item (For definitions and explanations, see text)	Total, selected areas					
	Total	Number of subunits				
		2	3	4	5 to 9	10 to 19
1 Multiple-unit operations.....number..	388	268	72	25	21	2
2 Subunits in multiple-unit operations.....total number..	994	536	216	100	116	26
3 Home farms.....number..	356	245	65	24	21	1
4 Cropper farms.....number..	638	291	151	76	95	25
5 Land in multiple-unit operations.....total acres..	87,698	47,791	18,914	9,228	9,193	2,572
6 Home farms.....acres..	64,728	35,391	14,005	6,766	7,356	1,210
7 Cropper farms.....acres..	22,970	12,400	4,909	2,462	1,837	1,362
8 Cropland harvested.....total acres..	19,138	11,088	3,979	1,704	2,010	357
9 Corn harvested for grain.....multiple units reporting..	328	221	64	24	17	2
10 subunits reporting..	523	299	117	51	39	17
11 acres..	5,275	3,115	1,034	538	465	123
12 bushels..	228,774	135,111	44,616	22,789	21,488	4,770
13 Cotton harvested.....multiple units reporting..						
14 subunits reporting..						
15 acres..						
16 bales..						
17 Tobacco harvested.....multiple units reporting..	383	263	72	25	21	2
18 subunits reporting..	817	448	179	75	92	23
19 acres..	6,771	3,688	1,416	632	831	204
20 pounds..	5,195,587	2,869,414	1,101,643	465,775	572,655	186,100
21 Rice harvested.....multiple units reporting..						
22 subunits reporting..	(*)	(*)	(*)	(*)	(*)	(*)
23 acres..						
24 bushels..						
25 Peanuts harvested for picking or threshing.....multiple units reporting..						
26 subunits reporting..						
27 acres..						
28 pounds..						
29 Horses and mules.....multiple units reporting..	319	215	61	24	17	2
30 number..	1,056	610	203	118	100	25
Landlord-tenant operations containing multiple units:						
31 All subunits including home farm.....number..	1,170	617	258	116	147	32
32 Land in all subunits including home farm.....acres..	99,074	52,535	22,142	10,511	10,454	3,432
33 Owned by operator of multiple unit.....acres..	94,786	51,031	20,388	10,165	9,770	3,432
34 Rented by operator of multiple unit.....acres..	4,288	1,504	1,754	346	684	
35 Subunits not included in multiple units.....operators reporting..	101	56	24	7	13	1
36 number..	176	81	42	16	31	6
37 Share tenants.....number..	118	56	30	13	14	5
38 Other tenants, not croppers nor share tenants.....number..	58	25	12	3	17	1
39 Land in subunits not included in multiple units.....acres..	11,376	4,744	3,228	1,283	1,261	860

Item (For definitions and explanations, see text)	Areas A (part) and B (part)					
	Total	Number of subunits				
		2	3	4	5 to 9	10 to 19
1 Multiple-unit operations.....number..	135	102	21	7	5	
2 Subunits in multiple-unit operations.....total number..	321	204	63	28	26	
3 Home farms.....number..	125	93	20	7	5	
4 Cropper farms.....number..	196	111	43	21	21	
5 Land in multiple-unit operations.....total acres..	27,401	18,119	4,617	3,492	1,173	
6 Home farms.....acres..	20,264	13,506	3,667	2,430	661	
7 Cropper farms.....acres..	7,137	4,613	950	1,062	512	
8 Cropland harvested.....total acres..	7,174	4,770	1,418	589	397	
9 Corn harvested for grain.....multiple units reporting..	104	78	16	7	3	
10 subunits reporting..	136	87	27	18	4	
11 acres..	1,749	1,133	294	230	92	
12 bushels..	75,354	51,829	10,635	9,800	3,090	
13 Cotton harvested.....multiple units reporting..						
14 subunits reporting..						
15 acres..						
16 bales..						
17 Tobacco harvested.....multiple units reporting..	134	101	21	7	5	
18 subunits reporting..	257	162	50	20	25	
19 acres..	2,496	1,613	499	191	193	
20 pounds..	1,919,887	1,242,587	391,400	129,400	156,500	
21 Rice harvested.....multiple units reporting..						
22 subunits reporting..	(*)	(*)	(*)	(*)	(*)	(*)
23 acres..						
24 bushels..						
25 Peanuts harvested for picking or threshing.....multiple units reporting..						
26 subunits reporting..						
27 acres..						
28 pounds..						
29 Horses and mules.....multiple units reporting..	113	85	17	7	4	
30 number..	397	264	59	44	30	
Landlord-tenant operations containing multiple units:						
31 All subunits including home farm.....number..	389	256	72	29	32	
32 Land in all subunits including home farm.....acres..	30,780	21,103	4,901	3,532	1,244	
33 Owned by operator of multiple unit.....acres..	29,770	20,409	4,701	3,416	1,244	
34 Rented by operator of multiple unit.....acres..	1,010	694	200	116		
35 Subunits not included in multiple units.....operators reporting..	44	32	8	1	3	
36 number..	68	52	9	1	6	
37 Share tenants.....number..	44	35	8	1		
38 Other tenants, not croppers nor share tenants.....number..	24	17	1		6	
39 Land in subunits not included in multiple units.....acres..	3,379	2,984	284	40	71	

\* Not available.

## MULTIPLE-UNIT OPERATIONS

Economic Area Table 5.—MULTIPLE-UNIT OPERATIONS, BY NUMBER OF SUBUNITS: CENSUS OF 1950—Continued

[Data for units, land in units, and number of horses and mules relate to April 1, 1950; those for cropland harvested and crops harvested relate to 1949]

Item (For definitions and explanations, see text)	Area 3						
	Total	Number of subunits					
		2	3	4	5 to 9	10 to 19	20 and over
1 Multiple-unit operations.....number..	253	166	51	18	16	2	.....
2 Subunits in multiple-unit operations.....total number..	673	332	153	72	90	26	.....
3 Home farms.....number..	231	152	45	17	16	1	.....
4 Cropper farms.....number..	442	180	108	55	74	25	.....
5 Land in multiple-unit operations.....total acres..	60,297	29,672	14,297	5,736	8,020	2,572	.....
6 Home farms.....acres..	44,464	21,885	10,338	4,336	6,695	1,210	.....
7 Cropper farms.....acres..	15,833	7,787	3,959	1,400	1,325	1,362	.....
8 Cropland harvested.....total acres..	11,964	6,318	2,561	1,115	1,613	357	.....
9 Corn harvested for grain.....multiple units reporting..	224	143	48	17	14	2	.....
10 subunits reporting..	387	212	90	33	35	17	.....
11 acres..	3,526	1,982	740	308	373	123	.....
12 bushels..	153,420	83,282	33,981	12,989	18,398	4,770	.....
13 Cotton harvested.....multiple units reporting..	.....	.....	.....	.....	.....	.....	.....
14 subunits reporting..	.....	.....	.....	.....	.....	.....	.....
15 acres..	.....	.....	.....	.....	.....	.....	.....
16 bales..	.....	.....	.....	.....	.....	.....	.....
17 Tobacco harvested.....multiple units reporting..	249	162	51	18	16	2	.....
18 subunits reporting..	560	286	129	55	67	23	.....
19 acres..	4,275	2,075	917	441	638	204	.....
20 pounds..	3,275,700	1,626,827	710,243	336,375	416,155	186,100	.....
21 Rice harvested.....multiple units reporting..	.....	.....	.....	.....	.....	.....	.....
22 subunits reporting..	(*)	(*)	(*)	(*)	(*)	(*)	(*)
23 acres..	.....	.....	.....	.....	.....	.....	.....
24 bushels..	.....	.....	.....	.....	.....	.....	.....
25 Peanuts harvested for picking or threshing.....multiple units reporting..	.....	.....	.....	.....	.....	.....	.....
26 subunits reporting..	.....	.....	.....	.....	.....	.....	.....
27 acres..	.....	.....	.....	.....	.....	.....	.....
28 pounds..	.....	.....	.....	.....	.....	.....	.....
29 Horses and mules.....multiple units reporting..	206	130	44	17	13	2	.....
30 number..	659	346	144	74	70	25	.....
Landlord-tenant operations containing multiple units:							
31 All subunits including home farm.....number..	781	361	186	87	115	32	.....
32 Land in all subunits including home farm.....acres..	68,294	31,432	17,241	6,979	9,210	3,432	.....
33 Owned by operator of multiple unit.....acres..	65,016	30,622	15,687	6,749	8,526	3,432	.....
34 Rented by operator of multiple unit.....acres..	3,278	810	1,554	230	684	.....	.....
35 Subunits not included in multiple units.....operators reporting..	57	24	16	6	10	1	.....
36 number..	108	29	33	15	25	6	.....
37 Share tenants.....number..	74	21	22	12	14	5	.....
38 Other tenants, not croppers nor share tenants.....number..	34	8	11	3	11	1	.....
39 Land in subunits not included in multiple units.....acres..	7,997	1,760	2,944	1,243	1,190	860	.....

\* Not available.

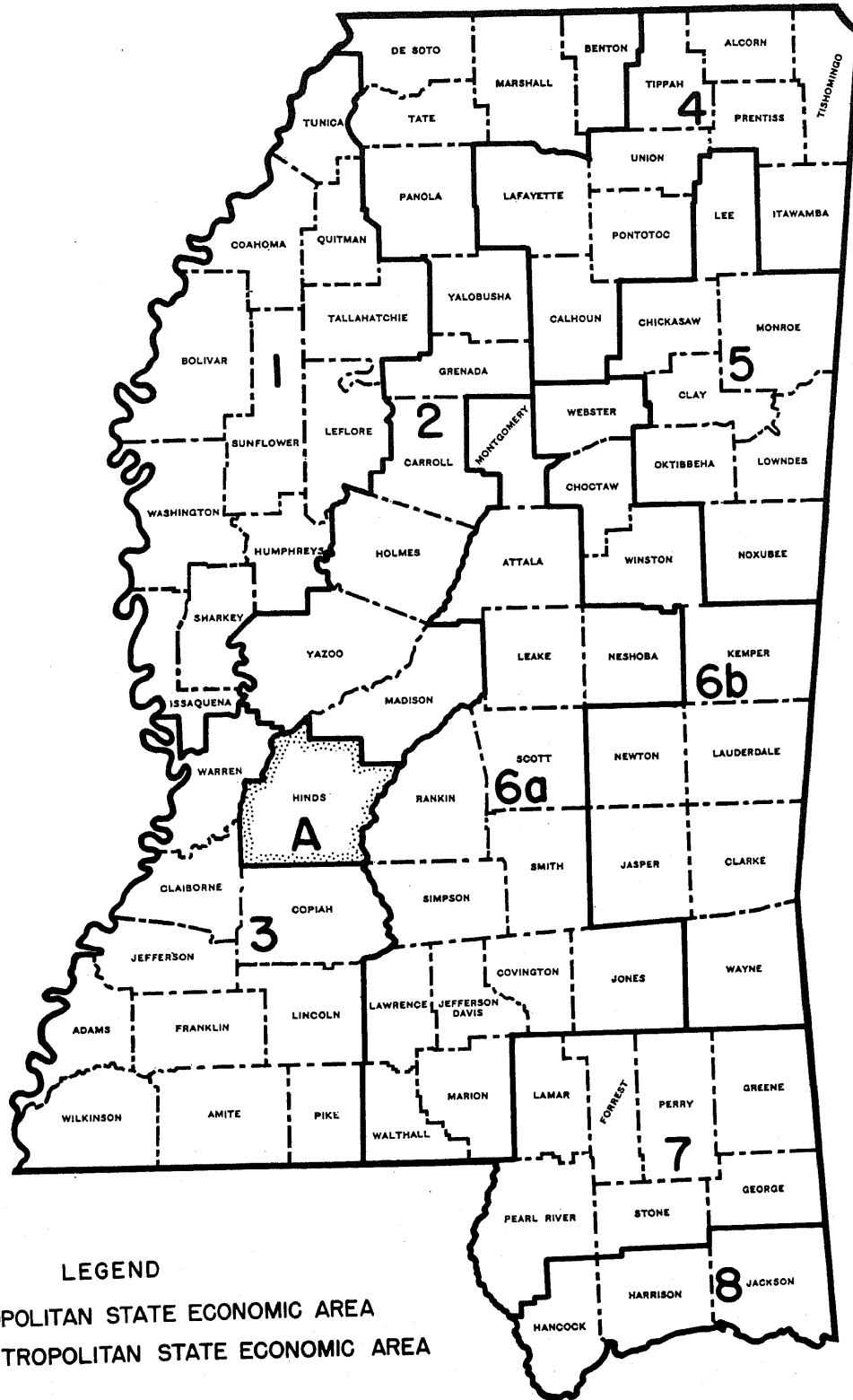
Economic Area Table 6.—MULTIPLE-UNIT OPERATIONS, BY KIND OF TENANTS IN LANDLORD-TENANT OPERATION: CENSUS OF 1950

[Data for units, land in units, and number of horses and mules relate to April 1, 1950; those for cropland harvested and crops harvested relate to 1949]

Item (For definitions and explanations, see text)	Total, selected areas				Areas A (part) and B (part)			
	Total	Kind of tenant in landlord-tenant operation			Total	Kind of tenant in landlord-tenant operation		
		Croppers only	Croppers, share, and/or other tenants only	Croppers and tenants other than share tenants only		Croppers only	Croppers, share, and/or other tenants only	Croppers and tenants other than share tenants only
1 Multiple-unit operations.....number..	388	287	60	41	135	91	29	15
2 Subunits in multiple-unit operations.....total number..	994	702	169	123	321	215	65	41
3 Home farms.....number..	356	267	48	41	125	88	22	15
4 Cropper farms.....number..	638	435	121	82	196	127	43	26
5 Land in multiple-unit operations.....total acres..	87,698	56,811	19,424	11,463	27,401	15,088	8,502	3,811
6 Home farms.....acres..	64,728	41,447	13,681	9,600	20,264	10,741	6,446	3,077
7 Cropper farms.....acres..	22,970	15,364	5,743	1,863	7,137	4,347	2,056	734
8 Cropland harvested.....total acres..	19,138	12,778	3,836	2,524	7,174	4,198	2,060	916
9 Corn harvested for grain.....multiple units reporting..	328	246	50	32	104	74	20	10
10 subunits reporting..	523	382	91	50	136	95	29	12
11 acres..	5,275	3,625	1,027	623	1,749	1,037	522	190
12 bushels..	228,774	160,075	43,417	25,282	75,354	48,189	19,800	7,365
13 Cotton harvested.....multiple units reporting..	.....	.....	.....	.....	.....	.....	.....	.....
14 subunits reporting..	.....	.....	.....	.....	.....	.....	.....	.....
15 acres..	.....	.....	.....	.....	.....	.....	.....	.....
16 bales..	.....	.....	.....	.....	.....	.....	.....	.....
17 Tobacco harvested.....multiple units reporting..	383	284	59	40	134	90	29	15
18 subunits reporting..	817	584	136	97	257	171	52	34
19 acres..	6,771	4,718	1,290	763	2,496	1,629	592	275
20 pounds..	5,195,587	3,651,042	964,147	580,398	1,919,887	1,251,600	454,647	213,640
21 Peanuts harvested for picking or threshing...multiple units reporting..	.....	.....	.....	.....	.....	.....	.....	.....
22 subunits reporting..	.....	.....	.....	.....	.....	.....	.....	.....
23 acres..	.....	.....	.....	.....	.....	.....	.....	.....
24 pounds..	.....	.....	.....	.....	.....	.....	.....	.....
25 Horses and mules.....multiple units reporting..	319	241	45	33	113	78	22	13
26 number..	1,056	731	224	101	397	259	91	47
Landlord-tenant operations containing multiple units:								
27 All subunits including home farm.....number..	1,170	702	292	176	389	215	114	60
28 Land in all subunits including home farm.....acres..	99,074	56,811	29,715	12,548	30,780	15,088	11,486	4,206
29 Owned by operator of multiple unit.....acres..	94,786	54,547	28,230	12,009	29,770	14,078	11,486	4,206
30 Rented by operator of multiple unit.....acres..	4,288	2,264	1,485	539	1,010	1,010	.....	.....
31 Subunits not included in multiple units....operators reporting..	101	.....	60	41	44	.....	29	15
32 number..	176	.....	123	53	68	.....	49	19
33 Share tenants.....number..	118	.....	118	.....	44	.....	44	.....
34 Other tenants, not croppers nor share tenants.....number..	58	.....	5	53	24	.....	5	19
35 Land in subunits not included in multiple units.....acres..	11,376	.....	10,291	1,085	3,379	.....	2,984	395

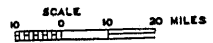
Item (For definitions and explanations, see text)	Area 3			
	Total	Kind of tenant in landlord-tenant operation		
		Croppers only	Croppers, share, and/or other tenants only	Croppers and tenants other than share tenants only
1 Multiple-unit operations.....number..	253	196	31	26
2 Subunits in multiple-unit operations.....total number..	673	487	104	82
3 Home farms.....number..	231	179	26	26
4 Cropper farms.....number..	442	308	78	56
5 Land in multiple-unit operations.....total acres..	60,297	41,723	10,922	7,652
6 Home farms.....acres..	44,464	30,706	7,235	6,523
7 Cropper farms.....acres..	15,833	11,017	3,687	1,129
8 Cropland harvested.....total acres..	11,964	8,580	1,776	1,608
9 Corn harvested for grain.....multiple units reporting..	224	172	30	22
10 subunits reporting..	387	287	62	38
11 acres..	3,526	2,588	505	433
12 bushels..	153,420	111,886	23,617	17,917
13 Cotton harvested.....multiple units reporting..	.....	.....	.....	.....
14 subunits reporting..	.....	.....	.....	.....
15 acres..	.....	.....	.....	.....
16 bales..	.....	.....	.....	.....
17 Tobacco harvested.....multiple units reporting..	249	194	30	25
18 subunits reporting..	560	413	84	63
19 acres..	4,275	3,089	698	488
20 pounds..	3,275,700	2,399,442	509,500	366,758
21 Peanuts harvested for picking or threshing...multiple units reporting..	.....	.....	.....	.....
22 subunits reporting..	.....	.....	.....	.....
23 acres..	.....	.....	.....	.....
24 pounds..	.....	.....	.....	.....
25 Horses and mules.....multiple units reporting..	206	163	23	20
26 number..	659	472	133	54
Landlord-tenant operations containing multiple units:				
27 All subunits including home farm.....number..	781	487	178	116
28 Land in all subunits including home farm.....acres..	68,294	41,723	18,229	8,342
29 Owned by operator of multiple unit.....acres..	65,016	40,469	16,744	7,803
30 Rented by operator of multiple unit.....acres..	3,278	1,254	1,485	539
31 Subunits not included in multiple units....operators reporting..	57	.....	31	26
32 number..	108	.....	74	34
33 Share tenants.....number..	74	.....	74	.....
34 Other tenants, not croppers nor share tenants.....number..	34	.....	.....	34
35 Land in subunits not included in multiple units.....acres..	7,997	.....	7,307	690

# MISSISSIPPI State Economic Areas



### LEGEND

- METROPOLITAN STATE ECONOMIC AREA
- NONMETROPOLITAN STATE ECONOMIC AREA



MULTIPLE-UNIT OPERATIONS

County Table I.—MULTIPLE-UNIT OPERATIONS:

[Data for farm units, land in farms, and number of horses and mules relate to

Table with 12 columns for counties (The State, Adams, Alcorn, Amite, Attala, Benton, Bolivar, Calhoun, Carroll, Chickasaw, Choctaw) and rows for various agricultural items and farm operations.

\* Not available.

<sup>1</sup> Reported in small fractions.

CENSUS OF 1950

April 1, 1950; those for cropland harvested and crops harvested relate to 1949]

Table with 17 columns for counties: Claiborne, Clarke, Clay, Coahoma, Copiah, Covington, De Soto, Forrest, Franklin, George, Greene, Grenada, Hancock, Harrison, Hinds, Holmes. Each column contains multiple rows of numerical data.

Table with 17 columns for counties: Lauderdale, Lawrence, Leake, Lee, Leflore, Lincoln, Lowndes, Madison, Marion, Marshall, Monroe, Montgomery, Neshoba, Newton, Noxubee, Oktibbeha, Panola. Each column contains multiple rows of numerical data.

MULTIPLE-UNIT OPERATIONS

County Table 1.—MULTIPLE-UNIT OPERATIONS:

[Data for farm units, land in farms, and number of horses and mules relate to

Item (For definitions and explanations, see text)	Pearl River	Perry	Pike	Pontotoc	Prentiss	Quitman	Rankin	Scott	Sharkey	Simpson	Smith
1 All farms.....number..	1,868	1,094	2,668	4,039	3,294	4,724	3,102	3,077	1,800	3,151	3,007
2 Land in farms.....acres..	198,821	107,414	208,846	289,137	228,897	240,274	321,452	224,441	133,970	269,558	244,858
3 Cropland harvested.....acres..	60,731	28,063	41,991	86,505	74,536	139,605	52,847	59,024	74,951	63,327	60,796
4 Corn harvested for grain.....farms reporting..	1,072	847	1,883	3,199	2,730	2,092	2,387	2,574	906	2,635	2,518
5 ..acres..	8,311	8,677	20,201	32,945	28,482	17,559	23,289	27,655	9,720	29,465	28,984
6 Cotton harvested.....farms reporting..	183,316	170,045	357,617	790,134	858,144	327,887	427,422	469,556	179,078	549,208	617,141
7 ..acres..	66	397	1,332	3,233	2,720	4,541	1,858	2,124	1,640	2,384	2,111
8 ..bales..	295	2,458	11,046	35,625	30,995	102,821	17,172	20,240	47,521	24,852	20,026
9 Rice harvested.....farms reporting..	150	1,132	3,537	17,777	16,527	63,486	5,669	6,441	21,195	10,513	8,738
10 ..acres..	(*)	(*)	(*)	(*)	(*)	(*)	(*)	(*)	(*)	(*)	(*)
11 ..bushels..	(*)	(*)	(*)	(*)	(*)	(*)	(*)	(*)	(*)	(*)	(*)
12 Peanuts harvested for picking or threshing...farms reporting..	14	58	144	165	87	14	263	192	8	245	150
13 ..acres..	9	20	68	49	76	14	143	114	3	81	63
14 ..pounds..	2,195	10,758	26,109	23,769	24,687	4,940	53,934	36,968	453	45,935	29,498
15 Horses and mules.....farms reporting..	1,151	815	1,924	2,843	2,115	1,347	2,337	2,337	603	2,361	2,304
16 ..number..	1,830	1,274	3,598	7,929	5,206	4,636	5,988	5,446	1,780	4,982	4,882
17 Multiple-unit operations.....number..	4	23	123	308	297	573	221	271	182	275	248
18 Subunits in multiple-unit operations.....number..	8	53	307	802	790	3,748	619	691	1,260	698	577
19 Home farms.....number..	4	23	122	299	284	544	215	262	155	267	241
20 Cropper farms.....number..	4	30	185	503	506	3,204	404	429	1,105	431	336
21 Land owned by landlord.....acres..	1,064	6,062	31,905	59,735	60,007	146,357	70,599	50,623	71,340	59,324	45,978
22 Land rented from others by landlord.....acres..	86	453	2,314	7,793	9,675	56,533	11,184	2,818	23,853	2,486	2,697
23 Land in units.....acres..	1,150	6,395	32,557	58,641	59,146	182,332	78,821	50,137	82,848	59,308	46,613
24 Home farms.....acres..	993	5,384	27,753	45,085	46,011	130,172	69,103	40,810	68,785	46,395	37,937
25 Cropper farms.....acres..	157	1,011	4,804	13,556	13,135	52,160	9,718	9,327	14,063	12,913	8,676
26 Cropland harvested.....acres..	169	1,305	6,943	20,871	22,349	109,532	15,158	16,012	48,051	16,465	13,495
27 Corn harvested for grain.....units reporting..	4	22	121	297	292	409	215	256	130	267	243
28 ..subunits reporting..	6	41	252	631	681	1,378	501	556	476	562	479
29 ..acres..	58	676	3,263	7,755	8,010	11,477	5,853	6,681	5,243	7,188	6,079
30 ..bushels..	1,320	13,587	66,819	190,694	251,501	211,912	104,025	114,832	95,036	137,934	128,782
31 Cotton harvested.....units reporting..	21	112	297	292	292	566	208	251	177	264	236
32 ..subunits reporting..	28	205	670	676	3,577	469	536	1,163	552	443	
33 ..acres..	257	2,120	8,971	8,590	76,579	5,735	5,838	28,039	7,001	5,306	
34 ..bales..	142	793	4,934	5,141	48,402	2,193	2,147	13,480	3,308	2,453	
35 Rice harvested.....units reporting..	(*)	(*)	(*)	(*)	(*)	(*)	(*)	(*)	(*)	(*)	(*)
36 ..subunits reporting..	(*)	(*)	(*)	(*)	(*)	(*)	(*)	(*)	(*)	(*)	(*)
37 ..acres..	(*)	(*)	(*)	(*)	(*)	(*)	(*)	(*)	(*)	(*)	(*)
38 ..bushels..	(*)	(*)	(*)	(*)	(*)	(*)	(*)	(*)	(*)	(*)	(*)
39 Peanuts harvested for picking or threshing...units reporting..	.....	.....	2	1	8	2	2	1	.....	6	5
40 ..subunits reporting..	.....	.....	2	1	10	3	5	1	.....	8	6
41 ..acres..	.....	.....	2	(1)	7	3	1	2	.....	7	6
42 ..pounds..	.....	.....	270	30	1,895	1,325	818	800	.....	2,475	1,310
43 Horses and mules.....units reporting..	3	21	122	277	266	423	209	261	.....	257	241
44 ..number..	10	56	433	1,316	1,115	2,296	1,012	1,080	625	980	931
45 Farms not in multiple units.....number..	1,860	1,041	2,361	3,237	2,504	976	2,483	2,386	540	2,453	2,430
46 Land in farms.....acres..	197,671	101,019	176,289	230,496	169,751	57,942	242,631	174,304	51,122	210,250	198,245

\* Not available.

<sup>1</sup> Reported in small fractions.

CENSUS OF 1950—Continued

April 1, 1950; those for cropland harvested and crops harvested relate to 1949]

Stone	Sunflower	Tallahatchie	Tate	Tippah	Tishomingo	Tunica	Union	Walthall	Warren	Washington	Wayne	Webster	Wilkinson	Winston	Yalobusha	Yazoo	
647	8,984	5,277	3,353	2,980	2,371	4,579	3,564	2,860	1,574	5,730	2,278	2,094	1,506	3,104	2,346	4,453	1
66,541	448,501	346,241	240,391	262,721	192,781	224,435	231,419	224,836	237,495	382,102	221,150	203,261	227,531	252,165	280,207	477,190	2
12,211	309,591	155,726	71,110	68,570	47,791	137,031	77,310	66,841	31,717	245,116	42,214	46,135	26,857	70,133	61,022	145,487	3
458	4,606	3,531	2,491	2,480	1,935	2,940	2,799	2,504	1,061	3,246	1,965	1,713	1,176	2,680	1,841	3,165	4
4,257	39,705	35,984	21,431	26,569	19,286	23,314	31,392	35,904	11,651	26,909	27,022	19,710	12,244	34,799	26,231	42,140	5
88,751	909,865	729,840	402,164	632,327	526,058	520,879	743,149	743,449	212,937	599,518	438,991	434,183	186,977	638,105	494,350	710,900	6
27	8,739	4,811	2,841	2,555	1,945	4,318	2,761	2,195	763	5,442	1,370	1,593	906	2,323	1,731	3,566	7
145	211,250	91,385	35,382	29,569	21,404	83,925	31,424	23,425	8,763	162,166	10,087	15,582	5,219	23,765	20,480	62,904	8
59	150,005	61,706	16,324	13,717	12,292	65,230	16,408	10,022	3,917	99,736	4,570	7,194	2,432	6,970	9,901	30,701	9
(*)	(*)	(*)	(*)	(*)	(*)	(*)	(*)	(*)	(*)	(*)	(*)	(*)	(*)	(*)	(*)	(*)	10
16	16	29	77	121	171	103	73	73	54	145	183	40	688	113	38	13	11
20	77	16	41	135	124	56	35	20	17	112	96	30	271	62	22	14	12
3,155	30,267	3,479	10,302	25,804	48,377	100	15,184	14,422	11,804	6,077	29,383	41,506	7,819	135,900	23,731	10,516	15
411	1,656	1,912	1,703	2,263	1,646	1,123	2,378	2,132	1,147	1,721	1,668	1,493	1,196	2,354	1,664	2,627	16
615	6,791	6,396	6,849	6,045	3,258	5,243	6,043	4,443	2,756	5,361	2,883	3,780	3,540	5,812	5,191	8,213	17
1	939	466	502	191	99	291	245	322	46	503	99	172	69	277	217	325	18
2	8,119	3,764	2,148	439	215	3,886	690	790	164	4,172	237	480	194	694	684	1,681	19
1	897	413	465	187	96	287	236	309	42	463	95	169	66	269	204	308	20
1	7,222	3,351	1,683	252	119	3,599	454	481	122	3,709	142	311	128	425	480	1,373	21
80	278,864	164,153	111,177	41,550	19,141	135,189	51,795	63,006	42,277	237,314	30,989	53,188	50,294	60,447	71,792	183,152	22
300	139,907	62,534	60,853	10,136	1,616	72,895	5,688	4,308	9,546	64,088	5,525	5,525	6,184	2,799	17,140	70,491	23
300	373,641	209,798	143,601	44,638	19,334	194,134	50,556	62,092	48,572	272,080	31,937	54,983	53,366	58,706	80,671	218,967	24
160	252,619	146,258	110,105	38,287	16,007	145,145	37,899	48,190	45,578	222,146	26,362	46,947	50,780	47,946	67,976	195,441	25
140	121,022	63,540	33,496	6,351	3,327	48,989	12,657	13,902	2,994	49,934	5,575	8,036	2,586	10,760	12,695	23,526	26
293	261,619	114,265	45,337	11,528	5,022	118,774	19,450	19,654	6,443	177,303	5,463	14,280	5,727	17,945	20,933	64,679	27
.....	767	413	465	183	96	274	237	317	42	388	98	168	67	269	208	297	28
.....	3,819	2,373	1,481	343	177	2,373	568	663	126	2,108	201	142	584	557	997	997	29
.....	29,301	23,545	12,788	4,063	1,931	18,604	7,298	10,094	2,061	18,244	3,302	5,355	1,528	8,103	8,539	14,741	30
.....	638,119	502,072	267,601	97,285	49,344	449,739	157,315	215,525	41,962	420,467	55,975	125,230	27,975	156,608	190,056	273,873	31
.....	932	458	491	189	99	291	239	313	38	494	88	168	60	255	207	311	32
.....	7,918	3,545	1,879	380	183	3,827	603	602	123	4,007	153	407	121	531	563	1,458	33
.....	177,027	69,664	22,599	4,563	2,280	70,095	8,801	6,991	1,772	115,109	1,357	5,288	788	6,302	7,159	29,544	34
.....	125,186	50,958	11,156	2,345	1,394	57,608	4,886	3,135	1,047	75,262	614	2,883	361	2,181	4,131	16,839	35
(*)	(*)	(*)	(*)	(*)	(*)	(*)	(*)	(*)	(*)	(*)	(*)	(*)	(*)	(*)	(*)	(*)	36
.....	1	.....	3	.....	1	.....	3	.....	.....	2	11	11	1	16	1	1	40
.....	1	.....	3	.....	1	.....	3	.....	.....	2	14	12	.....	2	.....	.....	37
.....	1	.....	2	.....	1	.....	3	.....	.....	3	17	8	(1)	22	2	(1)	41
.....	1,000	.....	375	.....	500	.....	1,120	.....	.....	1,260	6,520	5,013	180	7,308	960	40	43
1	603	357	459	177	88	261	204	309	40	360	89	165	62	257	195	247	44
1	3,644	2,799	3,502	762	254	3,233	981	1,008	225	2,492	320	827	466	1,186	1,197	1,795	45
645	865	1,513	1,205	2,541	2,156	693	2,874	2,070	1,410	1,558	2,041	1,614	1,312	2,410	1,662	2,772	46
66,241	74,860	136,443	96,790	218,083	173,447	30,301	180,863	162,744	188,923	110,022	189,213	148,278	174,165	193,459	199,536	258,223	47



MULTIPLE-UNIT OPERATIONS

Economic Area Table 1.— MULTIPLE-UNIT OPERATIONS,

[Data for units, land in units, and number of horses and mules relate to April 1, 1950;

Table with columns for 'The State' and 'Size of unit' (Total, Under 30 acres, 30 to 49 acres, 50 to 69 acres, 70 to 99 acres, 100 to 139 acres, 140 to 179 acres, 180 to 219 acres, 220 to 259 acres). Rows include Multiple-unit operations, Subunits in multiple-unit operations, Home farms, Cropper farms, Land in multiple-unit operations, Cropland harvested, Corn harvested for grain, Cotton harvested, Tobacco harvested, Rice harvested, Peanuts harvested for picking or threshing, Horses and mules, and Landlord-tenant operations containing multiple units.

Table with columns for 'Area 2' and 'Size of unit' (Total, Under 30 acres, 30 to 49 acres, 50 to 69 acres, 70 to 99 acres, 100 to 139 acres, 140 to 179 acres, 180 to 219 acres, 220 to 259 acres). Rows include Multiple-unit operations, Subunits in multiple-unit operations, Home farms, Cropper farms, Land in multiple-unit operations, Cropland harvested, Corn harvested for grain, Cotton harvested, Tobacco harvested, Rice harvested, Peanuts harvested for picking or threshing, Horses and mules, and Landlord-tenant operations containing multiple units.

\* Not available.
1 Reported in small fractions.





BY SIZE OF UNIT: CENSUS OF 1950—Continued

those for cropland harvested and crops harvested relate to 1949]

Area 4—Continued			Area 5											
Size of unit—Con.			Total	Size of unit										
260 to 499 acres	500 to 999 acres	1,000 acres and over		Under 30 acres	30 to 49 acres	50 to 69 acres	70 to 99 acres	100 to 139 acres	140 to 179 acres	180 to 219 acres	220 to 259 acres	260 to 499 acres	500 to 999 acres	1,000 acres and over
378	116	56	2,325	42	126	157	315	294	291	191	135	401	232	141
1,157	490	389	7,896	90	266	347	724	714	771	543	371	1,433	1,131	1,506
372	114	55	2,217	32	112	135	292	283	280	184	133	395	230	141
785	376	334	5,679	58	154	212	432	431	491	359	238	1,038	901	1,365
131,642	77,791	96,458	783,357	831	5,031	9,374	26,202	34,377	45,901	37,998	32,198	139,762	157,681	294,002
107,536	66,625	83,578	645,473	282	2,716	5,468	17,129	24,163	33,352	28,073	26,068	111,314	133,271	263,637
24,106	11,166	12,880	137,884	549	2,315	3,906	9,073	10,214	12,549	9,925	6,130	28,448	24,410	30,365
37,481	18,091	17,466	263,214	757	3,362	5,764	13,990	16,269	19,652	15,114	12,248	47,105	48,754	80,199
362	111	53	2,199	35	111	151	291	275	279	186	131	385	220	135
933	407	309	6,371	57	194	273	566	569	633	469	313	1,169	895	1,233
13,236	6,893	6,997	74,780	305	1,237	2,209	4,975	6,215	7,121	5,326	4,022	14,976	11,941	16,453
303,962	151,740	136,489	1,586,005	5,182	25,064	49,681	111,467	134,098	149,832	114,254	92,196	304,480	297,761	341,990
367	115	53	2,217	37	117	154	301	286	279	182	129	373	221	138
990	430	349	6,517	65	212	289	586	581	629	462	306	1,134	916	1,337
14,564	6,647	7,144	86,418	438	1,652	2,677	6,084	6,503	7,883	5,647	4,394	16,843	12,278	22,019
7,860	3,770	3,996	39,431	211	1,110	1,255	2,973	2,982	3,566	2,350	1,797	7,843	5,815	9,589
(*)	(*)	(*)	(*)	(*)	(*)	(*)	(*)	(*)	(*)	(*)	(*)	(*)	(*)	(*)
.....	5	.....	70	1	3	6	10	9	5	8	4	19	5	.....
.....	6	.....	100	2	3	7	11	11	5	9	8	38	6	.....
.....	8	.....	101	1	3	16	9	8	6	7	6	36	9	.....
.....	4,256	.....	33,536	500	571	9,070	2,544	2,761	1,100	1,759	1,720	10,957	2,544	.....
343	109	51	2,057	25	100	123	261	262	272	178	124	365	217	130
2,035	862	697	13,878	73	344	433	987	1,124	1,241	964	633	2,358	2,442	3,279
1,571	668	713	10,389	122	337	443	836	850	946	656	465	1,926	1,567	2,241
153,225	83,100	110,554	865,448	2,092	6,650	14,430	30,835	39,825	52,171	42,129	35,842	157,585	171,904	311,985
133,126	68,142	91,397	715,946	1,628	5,174	12,569	26,863	33,777	42,435	34,292	29,690	129,497	139,290	260,731
20,099	14,958	19,157	149,502	464	1,476	1,861	3,972	6,048	9,736	7,837	6,152	28,088	32,614	51,254
186	78	41	883	16	32	56	72	90	97	57	37	125	108	35
414	178	324	2,493	32	71	96	112	136	113	94	493	436	735	36
374	156	272	1,618	25	25	59	78	101	118	64	74	266	298	510
40	22	52	875	7	46	37	34	35	57	49	20	227	138	225
21,583	5,309	14,096	82,091	1,261	1,619	5,056	4,633	5,448	6,270	4,131	3,644	17,823	14,223	17,983
(*)	(*)	(*)	(*)	(*)	(*)	(*)	(*)	(*)	(*)	(*)	(*)	(*)	(*)	(*)
10	10	4	90	.....	3	2	10	15	16	8	9	22	5	.....
13	14	4	118	.....	4	2	12	20	19	9	13	32	7	.....
11	14	6	111	.....	2	4	13	15	22	10	11	27	7	.....
5,365	9,168	1,050	41,593	.....	436	600	5,314	5,694	6,502	5,369	4,420	10,708	2,550	.....
398	184	72	1,501	8	40	66	176	263	297	149	102	288	100	52
3,082	1,259	921	5,953	20	84	142	469	797	915	562	425	1,351	620	568
2,241	950	714	4,860	23	132	185	430	699	729	454	317	990	488	413
226,414	136,098	138,637	466,014	351	2,486	5,610	16,409	36,016	47,482	33,555	26,460	111,404	76,726	109,515
206,565	121,631	122,282	429,784	351	2,293	5,241	15,658	33,714	44,096	31,763	25,385	104,061	67,952	99,270
19,849	14,467	16,355	36,230	.....	193	369	751	2,302	3,386	1,792	1,075	7,343	8,774	10,245
193	92	42	434	.....	2	12	16	29	62	33	31	99	45	33
331	217	209	783	.....	3	12	18	32	80	109	48	165	117	155
217	144	157	431	.....	3	9	9	47	70	27	29	96	50	75
114	73	52	352	.....	3	9	16	33	39	21	15	69	67	80
11,950	9,978	4,524	38,336	134	128	892	896	2,620	4,665	1,815	1,481	6,338	5,439	13,928

## MULTIPLE-UNIT OPERATIONS

Economic Area Table 1.—MULTIPLE-UNIT OPERATIONS, BY SIZE OF UNIT: CENSUS OF 1950—Continued

[Data for units, land in units, and number of horses and mules relate to April 1, 1950; those for cropland harvested and crops harvested relate to 1949]

Item (For definitions and explanations, see text)	Areas 7 and 8					
	Total	Size of unit				
		Under 30 acres	30 to 49 acres	50 to 69 acres	70 to 99 acres	100 to 139 acres
1 Multiple-unit operations.....number..	99	1	11	7	15	18
2 Subunits in multiple-unit operations.....total number..	214	2	22	14	32	37
3 Home farms.....number..	95	1	10	7	14	17
4 Cropper farms.....number..	119	1	12	7	18	20
5 Land in multiple-unit operations.....total acres..	23,677	14	409	417	1,241	2,099
6 Home farms.....acres..	19,489	3	204	236	733	1,415
7 Cropper farms.....acres..	4,188	11	205	181	508	684
8 Cropland harvested.....total acres..	4,950	12	258	214	498	829
9 Corn harvested for grain.....multiple units reporting..	91	1	9	7	14	17
10 subunits reporting..	146	2	12	10	22	25
11 acres..	2,257	12	125	126	258	285
12 bushels..	45,894	250	2,517	2,545	5,055	7,600
13 Cotton harvested.....multiple units reporting..	58	.....	7	4	9	13
14 subunits reporting..	85	.....	9	6	13	19
15 acres..	751	.....	43	40	85	183
16 bales..	392	.....	18	19	39	92
17 Tobacco harvested.....multiple units reporting..	.....	.....	.....	.....	.....	.....
18 subunits reporting..	.....	.....	.....	.....	.....	.....
19 acres..	.....	.....	.....	.....	.....	.....
20 pounds..	.....	.....	.....	.....	.....	.....
21 Rice harvested.....multiple units reporting..	(*)	(*)	(*)	(*)	(*)	(*)
22 subunits reporting..	.....	.....	.....	.....	.....	.....
23 acres..	.....	.....	.....	.....	.....	.....
24 bushels..	.....	.....	.....	.....	.....	.....
25 Peanuts harvested for picking or threshing.....multiple units reporting..	4	.....	.....	.....	3	.....
26 subunits reporting..	5	.....	.....	.....	3	.....
27 acres..	11	.....	.....	.....	1	.....
28 pounds..	10,725	.....	.....	.....	3,425	.....
29 Horses and mules.....multiple units reporting..	75	.....	8	6	12	13
30 number..	184	.....	13	11	31	31
Landlord-tenant operations containing multiple units:						
31 All subunits including home farm.....number..	226	2	22	14	33	40
32 Land in all subunits including home farm.....acres..	24,015	14	409	417	1,253	2,204
33 Owned by operator of multiple unit.....acres..	22,768	14	409	312	1,183	2,069
34 Rented by operator of multiple unit.....acres..	1,247	.....	.....	105	70	135
35 Subunits not included in multiple units..operators reporting..	11	.....	.....	.....	1	3
36 number..	12	.....	.....	.....	1	3
37 Share tenants.....number..	3	.....	.....	.....	.....	1
38 Other tenants, not croppers nor share tenants.....number..	9	.....	.....	.....	1	2
39 Land in subunits not included in multiple units.....acres..	338	.....	.....	.....	12	105

Economic Area Table 1.—MULTIPLE-UNIT OPERATIONS, BY SIZE OF UNIT: CENSUS OF 1950—Continued

[Data for units, land in units, and number of horses and mules relate to April 1, 1950; those for cropland harvested and crops harvested relate to 1949]

Item (For definitions and explanations, see text)		Areas 7 and 8—Continued					
		Size of unit—Continued					
		140 to 179 acres	180 to 219 acres	220 to 259 acres	260 to 499 acres	500 to 999 acres	1,000 acres and over
1	Multiple-unit operations.....number..	8	7	5	18	6	3
2	Subunits in multiple-unit operations.....total number..	16	16	14	41	13	7
3	Home farms.....number..	7	7	5	18	6	3
4	Cropper farms.....number..	9	9	9	23	7	4
5	Land in multiple-unit operations.....total acres..	1,308	1,330	1,245	6,036	3,808	5,770
6	Home farms.....acres..	949	995	964	5,094	3,249	5,647
7	Cropper farms.....acres..	359	335	281	942	559	123
8	Cropland harvested.....total acres..	225	446	408	1,385	455	220
9	Corn harvested for grain.....multiple units reporting..	7	7	5	15	6	3
10	subunits reporting..	13	14	11	25	6	6
11	acres..	133	255	161	421	226	165
12	bushels..	2,980	5,345	3,790	8,032	4,620	3,160
13	Cotton harvested.....multiple units reporting..	3	5	5	10	1	1
14	subunits reporting..	4	8	9	15	1	1
15	acres..	28	89	84	177	14	8
16	bales..	15	53	54	90	5	7
17	Tobacco harvested.....multiple units reporting..						
18	subunits reporting..						
19	acres..						
20	pounds..						
21	Rice harvested.....multiple units reporting..	(*)	(*)	(*)	(*)	(*)	(*)
22	subunits reporting..						
23	acres..						
24	bushels..						
25	Peanuts harvested for picking or threshing.....multiple units reporting..				1		
26	subunits reporting..				2		
27	acres..				10		
28	pounds..				7,300		
29	Horses and mules.....multiple units reporting..	5	4	4	16	4	3
30	number..	14	8	9	52	7	8
Landlord-tenant operations containing multiple units:							
31	All subunits including home farm.....number..	17	16	16	43	14	9
32	Land in all subunits including home farm.....acres..	1,328	1,330	1,300	6,146	3,814	5,800
33	Owned by operator of multiple unit.....acres..	1,232	1,330	940	5,695	3,784	5,800
34	Rented by operator of multiple unit.....acres..	96		360	451	30	
35	Subunits not included in multiple units.....operators reporting..	1		2	2	1	1
36	number..	1		2	2	1	2
37	Share tenants.....number..			2			
38	Other tenants, not croppers nor share tenants.....number..	1			2	1	2
39	Land in subunits not included in multiple units.....acres..	20		55	110	6	30

MULTIPLE-UNIT OPERATIONS

Economic Area Table 2.—MULTIPLE-UNIT OPERATIONS, BY COLOR

[Data for units, land in units, and number of horses and mules relate to April 1, 1950;

Table with 13 columns: Item, All operators (Total, White, Non-white), Full owners (Total, White, Non-white), Part owners (Total, White, Non-white), Managers (Total, White, Non-white). Rows include Multiple-unit operations, Land in multiple-unit operations, Corn harvested, Cotton harvested, Tobacco harvested, Rice harvested, Peanuts harvested, Horses and mules, and Landlord-tenant operations.

Table with 13 columns: Item, All operators (Total, White, Non-white), Full owners (Total, White, Non-white), Part owners (Total, White, Non-white), Managers (Total, White, Non-white). Rows include Multiple-unit operations, Land in multiple-unit operations, Corn harvested, Cotton harvested, Tobacco harvested, Rice harvested, Peanuts harvested, Horses and mules, and Landlord-tenant operations.

\* Not available.











Economic Area Table 3.—MULTIPLE-UNIT OPERATIONS, BY TYPE OF FARM: CENSUS OF 1950

[Data for units, land in units, and number of horses and mules relate to April 1, 1950; those for cropland harvested and crops harvested relate to 1949]

Item (For definitions and explanations, see text)	The State				
	Total	Type of farm			
		Cotton	Peanut	Cotton and peanut	Miscellaneous <sup>1</sup>
1 Multiple-unit operations.....number..	20,904	19,474	5	88	1,337
2 Subunits in multiple-unit operations.....total number..	97,256	93,690	10	193	3,363
3 Home farms.....number..	19,864	18,475	5	87	1,297
4 Cropper farms.....number..	77,392	75,215	5	106	2,066
5 Land in multiple-unit operations.....total acres..	7,393,925	6,863,646	234	16,684	513,361
6 Home farms.....acres..	5,897,116	5,424,022	193	13,822	459,079
7 Cropper farms.....acres..	1,496,809	1,439,624	41	2,862	54,282
8 Cropland harvested.....total acres..	2,911,275	2,806,919	36	3,515	100,805
9 Corn harvested for grain.....multiple units reporting..	19,100	17,972	5	85	1,038
10 subunits reporting..	62,308	60,259	6	154	1,889
11 acres..	660,744	633,759	27	1,505	25,453
12 bushels..	13,412,760	12,837,680	505	27,233	547,342
13 Cotton harvested.....multiple units reporting..	19,977	19,474	.....	88	415
14 subunits reporting..	86,378	85,531	.....	140	707
15 acres..	1,545,325	1,540,241	.....	850	4,234
16 bales..	970,838	967,224	.....	363	3,251
17 Peanuts harvested for picking or threshing.....multiple units reporting..	365	253	5	88	19
18 subunits reporting..	471	334	5	108	24
19 acres..	449	255	6	169	19
20 pounds..	162,271	93,907	750	56,283	11,331
21 Horses and mules.....multiple units reporting..	17,991	16,810	5	86	1,090
22 number..	104,656	99,730	8	326	4,592
Landlord-tenant operations containing multiple units:					
23 All subunits including home farm.....number..	117,511	112,438	13	239	4,821
24 Land in all subunits including home farm.....acres..	8,179,411	7,593,045	283	18,437	567,646
25 Owned by operator of multiple unit.....acres..	6,459,217	5,964,872	283	16,959	477,103
26 Rented by operator of multiple unit.....acres..	1,720,194	1,628,173	.....	1,478	90,543
27 Subunits not included in multiple units.....operators reporting..	6,758	6,238	1	28	491
28 number..	20,255	18,748	3	46	1,458
29 Share tenants.....number..	13,363	12,423	1	27	912
30 Other tenants, not croppers nor share tenants.....number..	6,892	6,325	2	19	546
31 Land in subunits not included in multiple units.....acres..	785,486	729,399	49	1,753	54,285

Item (For definitions and explanations, see text)	Area 1				
	Total	Type of farm			
		Cotton	Peanut	Cotton and peanut	Miscellaneous <sup>1</sup>
1 Multiple-unit operations.....number..	5,259	5,168	.....	.....	91
2 Subunits in multiple-unit operations.....total number..	46,767	46,415	.....	.....	352
3 Home farms.....number..	4,929	4,848	.....	.....	81
4 Cropper farms.....number..	41,838	41,567	.....	.....	271
5 Land in multiple-unit operations.....total acres..	2,455,972	2,424,575	.....	.....	31,397
6 Home farms.....acres..	1,817,418	1,791,094	.....	.....	26,324
7 Cropper farms.....acres..	638,554	633,481	.....	.....	5,073
8 Cropland harvested.....total acres..	1,547,292	1,534,803	.....	.....	12,469
9 Corn harvested for grain.....multiple units reporting..	4,179	4,139	.....	.....	40
10 subunits reporting..	23,069	23,002	.....	.....	67
11 acres..	189,565	187,647	.....	.....	1,918
12 bushels..	4,142,027	4,104,088	.....	.....	37,939
13 Cotton harvested.....multiple units reporting..	5,198	5,168	.....	.....	30
14 subunits reporting..	45,217	45,091	.....	.....	126
15 acres..	1,004,952	1,004,256	.....	.....	696
16 bales..	704,762	703,431	.....	.....	1,331
17 Peanuts harvested for picking or threshing.....multiple units reporting..	6	6	.....	.....	.....
18 subunits reporting..	7	7	.....	.....	.....
19 acres..	7	7	.....	.....	.....
20 pounds..	3,635	3,635	.....	.....	.....
21 Horses and mules.....multiple units reporting..	3,731	3,689	.....	.....	42
22 number..	27,120	27,018	.....	.....	102
Landlord-tenant operations containing multiple units:					
23 All subunits including home farm.....number..	52,503	52,018	.....	.....	485
24 Land in all subunits including home farm.....acres..	2,686,573	2,649,899	.....	.....	36,674
25 Owned by operator of multiple unit.....acres..	1,933,998	1,905,477	.....	.....	28,521
26 Rented by operator of multiple unit.....acres..	752,575	744,422	.....	.....	8,153
27 Subunits not included in multiple units.....operators reporting..	1,623	1,598	.....	.....	25
28 number..	5,736	5,609	.....	.....	133
29 Share tenants.....number..	3,685	3,617	.....	.....	68
30 Other tenants, not croppers nor share tenants.....number..	2,051	1,986	.....	.....	65
31 Land in subunits not included in multiple units.....acres..	230,601	225,324	.....	.....	5,277

<sup>1</sup>Includes data for 3 rice farms.

## MULTIPLE-UNIT OPERATIONS

Economic Area Table 3.—MULTIPLE-UNIT OPERATIONS, BY TYPE OF FARM: CENSUS OF 1950—Continued

[Data for units, land in units, and number of horses and mules relate to April 1, 1950; those for cropland harvested and crops harvested relate to 1949]

Item (For definitions and explanations, see text)		Area 2				
		Total	Type of farm			
			Cotton	Peanut	Cotton and peanut	Miscellaneous
1	Multiple-unit operations..... number..	4,136	3,928	1	.....	207
2	Subunits in multiple-unit operations..... total number..	17,973	17,443	2	.....	528
3	Home farms..... number.....	3,855	3,653	1	.....	201
4	Cropper farms..... number.....	14,118	13,790	1	.....	327
5	Land in multiple-unit operations..... total acres..	1,660,565	1,574,186	90	.....	86,289
6	Home farms..... acres.....	1,354,206	1,275,741	82	.....	78,383
7	Cropper farms..... acres.....	306,359	298,445	8	.....	7,906
8	Cropland harvested..... total acres..	493,081	477,763	8	.....	15,310
9	Corn harvested for grain..... multiple units reporting..	3,837	3,696	1	.....	140
10	..... subunits reporting..	12,722	12,492	1	.....	229
11	..... acres..	142,238	138,693	5	.....	3,540
12	..... bushels..	2,626,564	2,544,807	90	.....	81,667
13	Cotton harvested..... multiple units reporting..	3,994	3,928	.....	.....	66
14	..... subunits reporting..	15,657	15,549	.....	.....	108
15	..... acres..	231,491	230,783	.....	.....	708
16	..... bales..	128,073	127,456	.....	.....	617
17	Peanuts harvested for picking or threshing..... multiple units reporting..	62	61	1	.....	.....
18	..... subunits reporting..	75	74	1	.....	.....
19	..... acres..	60	59	1	.....	.....
20	..... pounds..	16,655	16,455	200	.....	.....
21	Horses and mules..... multiple units reporting..	3,681	3,527	1	.....	153
22	..... number..	26,870	26,131	1	.....	738
Landlord-tenant operations containing multiple units:						
23	All subunits including home farm..... number..	24,014	23,115	2	.....	897
24	Land in all subunits including home farm..... acres..	1,914,462	1,812,778	90	.....	101,594
25	Owned by operator of multiple unit..... acres..	1,383,588	1,308,727	90	.....	74,771
26	Rented by operator of multiple unit..... acres..	530,874	504,051	.....	.....	26,823
27	Subunits not included in multiple units..... operators reporting..	1,637	1,546	.....	.....	91
28	..... number..	6,041	5,672	.....	.....	369
29	Share tenants..... number..	3,952	3,702	.....	.....	250
30	Other tenants, not croppers nor share tenants..... number..	2,089	1,970	.....	.....	119
31	Land in subunits not included in multiple units..... acres..	253,897	238,592	.....	.....	15,305

Item (For definitions and explanations, see text)		Areas 3 and A				
		Total	Type of farm			
			Cotton	Peanut	Cotton and peanut	Miscellaneous
1	Multiple-unit operations..... number..	1,412	1,142	.....	3	267
2	Subunits in multiple-unit operations..... total number..	4,597	3,901	.....	7	689
3	Home farms..... number.....	1,360	1,096	.....	3	261
4	Cropper farms..... number.....	3,237	2,805	.....	4	428
5	Land in multiple-unit operations..... total acres..	682,411	534,825	.....	572	147,014
6	Home farms..... acres.....	608,540	471,675	.....	512	136,353
7	Cropper farms..... acres.....	73,871	63,150	.....	60	10,661
8	Cropland harvested..... total acres..	108,677	91,066	.....	139	17,472
9	Corn harvested for grain..... multiple units reporting..	1,359	1,116	.....	3	240
10	..... subunits reporting..	3,658	3,152	.....	4	502
11	..... acres..	41,133	35,755	.....	45	5,333
12	..... bushels..	746,402	629,381	.....	755	116,266
13	Cotton harvested..... multiple units reporting..	1,217	1,142	.....	3	72
14	..... subunits reporting..	3,246	3,134	.....	5	107
15	..... acres..	34,737	34,165	.....	23	549
16	..... bales..	14,740	14,466	.....	11	263
17	Peanuts harvested for picking or threshing..... multiple units reporting..	22	19	.....	3	.....
18	..... subunits reporting..	30	26	.....	4	.....
19	..... acres..	17	13	.....	4	.....
20	..... pounds..	6,744	6,329	.....	41.5	.....
21	Horses and mules..... multiple units reporting..	1,328	1,080	.....	3	245
22	..... number..	7,364	6,272	.....	10	1,082
Landlord-tenant operations containing multiple units:						
23	All subunits including home farm..... number..	6,492	5,485	.....	12	995
24	Land in all subunits including home farm..... acres..	739,041	584,690	.....	676	153,675
25	Owned by operator of multiple unit..... acres..	646,290	515,548	.....	275	130,467
26	Rented by operator of multiple unit..... acres..	92,751	69,142	.....	401	23,208
27	Subunits not included in multiple units..... operators reporting..	501	409	.....	3	89
28	..... number..	1,895	1,584	.....	5	306
29	Share tenants..... number..	1,299	1,100	.....	4	195
30	Other tenants, not croppers nor share tenants..... number..	596	484	.....	1	111
31	Land in subunits not included in multiple units..... acres..	56,630	49,865	.....	104	6,661

Economic Area Table 3.—MULTIPLE-UNIT OPERATIONS, BY TYPE OF FARM: CENSUS OF 1950—Continued

[Data for units, land in units, and number of horses and mules relate to April 1, 1950; those for cropland harvested and crops harvested relate to 1949]

Item (For definitions and explanations, see text)	Area 4				
	Total	Type of farm			
		Cotton	Peanut	Cotton and peanut	Miscellaneous
1 Multiple-unit operations.....number..	2,155	2,066	.....	12	77
2 Subunits in multiple-unit operations.....total number..	5,688	5,499	.....	25	164
3 Home farms.....number..	2,062	1,975	.....	12	75
4 Cropper farms.....number..	3,626	3,524	.....	13	89
5 Land in multiple-unit operations.....total acres..	515,955	492,712	.....	2,853	20,390
6 Home farms.....acres..	411,758	393,256	.....	2,354	16,148
7 Cropper farms.....acres..	104,197	99,456	.....	499	4,242
8 Cropland harvested.....total acres..	157,039	152,704	.....	482	3,853
9 Corn harvested for grain.....multiple units reporting..	2,072	2,004	.....	11	57
10 subunits reporting..	4,632	4,529	.....	19	84
11 acres..	60,228	58,755	.....	195	1,278
12 bushels..	1,413,820	1,375,419	.....	4,820	33,581
13 Cotton harvested.....multiple units reporting..	2,103	2,056	.....	12	25
14 subunits reporting..	4,823	4,774	.....	20	29
15 acres..	63,492	63,151	.....	153	188
16 bales..	34,943	34,783	.....	76	84
17 Peanuts harvested for picking or threshing.....multiple units reporting..	35	23	.....	12	.....
18 subunits reporting..	38	24	.....	14	.....
19 acres..	40	19	.....	21	.....
20 pounds..	12,101	4,855	.....	7,246	.....
21 Horses and mules.....multiple units reporting..	1,936	1,862	.....	12	62
22 number..	8,884	8,614	.....	44	226
<b>Landlord-tenant operations containing multiple units:</b>					
23 All subunits including home farm.....number..	7,423	7,125	.....	33	265
24 Land in all subunits including home farm.....acres..	589,333	559,360	.....	2,974	26,999
25 Owned by operator of multiple unit.....acres..	506,647	478,052	.....	2,974	25,621
26 Rented by operator of multiple unit.....acres..	82,686	81,308	.....	.....	1,378
27 Subunits not included in multiple units.....operators reporting..	775	733	.....	6	36
28 number..	1,735	1,626	.....	8	101
29 Share tenants.....number..	1,439	1,357	.....	5	77
30 Other tenants, not croppers nor share tenants.....number..	296	269	.....	3	24
31 Land in subunits not included in multiple units.....acres..	73,378	66,648	.....	121	6,609

Item (For definitions and explanations, see text)	Area 5				
	Total	Type of farm			
		Cotton	Peanut	Cotton and peanut	Miscellaneous
1 Multiple-unit operations.....number..	2,325	2,086	.....	19	220
2 Subunits in multiple-unit operations.....total number..	7,896	7,259	.....	43	594
3 Home farms.....number..	2,217	1,987	.....	18	212
4 Cropper farms.....number..	5,679	5,272	.....	25	382
5 Land in multiple-unit operations.....total acres..	783,357	685,629	.....	2,607	95,121
6 Home farms.....acres..	645,473	558,842	.....	2,078	84,553
7 Cropper farms.....acres..	137,884	126,787	.....	529	10,568
8 Cropland harvested.....total acres..	263,214	232,011	.....	895	30,308
9 Corn harvested for grain.....multiple units reporting..	2,199	2,008	.....	17	174
10 subunits reporting..	6,371	5,973	.....	37	361
11 acres..	74,780	69,544	.....	279	4,957
12 bushels..	1,586,005	1,472,839	.....	4,329	108,837
13 Cotton harvested.....multiple units reporting..	2,217	2,086	.....	19	112
14 subunits reporting..	6,517	6,293	.....	33	191
15 acres..	86,418	84,947	.....	201	1,270
16 bales..	39,431	38,843	.....	78	510
17 Peanuts harvested for picking or threshing.....multiple units reporting..	70	45	.....	19	6
18 subunits reporting..	100	67	.....	22	11
19 acres..	101	54	.....	36	11
20 pounds..	33,536	16,025	.....	13,522	3,989
21 Horses and mules.....multiple units reporting..	2,057	1,855	.....	18	184
22 number..	13,878	12,626	.....	82	1,170
<b>Landlord-tenant operations containing multiple units:</b>					
23 All subunits including home farm.....number..	10,389	9,429	.....	56	904
24 Land in all subunits including home farm.....acres..	865,448	755,148	.....	3,134	107,166
25 Owned by operator of multiple unit.....acres..	715,946	623,755	.....	2,674	89,517
26 Rented by operator of multiple unit.....acres..	149,502	131,393	.....	460	17,649
27 Subunits not included in multiple units.....operators reporting..	883	773	.....	4	106
28 number..	2,493	2,170	.....	13	310
29 Share tenants.....number..	1,618	1,419	.....	7	192
30 Other tenants, not croppers nor share tenants.....number..	875	751	.....	6	118
31 Land in subunits not included in multiple units.....acres..	82,091	69,519	.....	527	12,045

MULTIPLE-UNIT OPERATIONS

Economic Area Table 3.—MULTIPLE-UNIT OPERATIONS, BY TYPE OF FARM: CENSUS OF 1950—Continued

[Data for units, land in units, and number of horses and mules relate to April 1, 1950; those for cropland harvested and crops harvested relate to 1949]

Item (For definitions and explanations, see text)		Area 6a				
		Total	Type of farm			
			Cotton	Peanut	Cotton and peanut	Miscellaneous
1	Multiple-unit operations.....number..	3,901	3,627	2	21	251
2	Subunits in multiple-unit operations.....total number..	10,044	9,449	4	46	545
3	Home farms.....number..	3,789	3,518	2	21	248
4	Cropper farms.....number..	6,255	5,931	2	25	297
5	Land in multiple-unit operations.....total acres..	844,310	773,879	54	4,663	65,714
6	Home farms.....acres..	680,723	619,724	38	4,160	56,801
7	Cropper farms.....acres..	163,587	154,155	16	503	8,913
8	Cropland harvested.....total acres..	237,031	224,183	11	805	12,032
9	Corn harvested for grain.....multiple units reporting..	3,786	3,570	2	21	193
10	subunits reporting..	8,281	7,926	2	34	319
11	acres..	103,972	99,555	10	375	4,032
12	bushels..	1,915,916	1,832,498	150	7,470	75,798
13	Cotton harvested.....multiple units reporting..	3,707	3,627	.....	21	59
14	subunits reporting..	7,791	7,676	.....	30	85
15	acres..	91,086	90,334	.....	190	562
16	bales..	35,848	35,459	.....	68	321
17	Peanuts harvested for picking or threshing.....multiple units reporting..	76	50	2	21	3
18	subunits reporting..	98	67	2	26	3
19	acres..	102	51	2	45	4
20	pounds..	37,282	22,351	300	11,955	2,676
21	Horses and mules.....multiple units reporting..	3,682	3,439	2	21	220
22	number..	14,403	13,569	5	91	738
Landlord-tenant operations containing multiple units:						
23	All subunits including home farm.....number..	11,604	10,841	7	56	700
24	Land in all subunits including home farm.....acres..	894,525	817,040	103	5,354	72,028
25	Owned by operator of multiple unit.....acres..	820,196	750,277	103	4,799	65,017
26	Rented by operator of multiple unit.....acres..	74,329	66,763	.....	555	7,011
27	Subunits not included in multiple units.....operators reporting..	894	808	1	7	78
28	number..	1,560	1,392	3	10	155
29	Share tenants.....number..	936	834	1	5	96
30	Other tenants, not croppers nor share tenants.....number..	624	558	2	5	59
31	Land in subunits not included in multiple units.....acres..	50,215	43,161	49	691	6,314

Item (For definitions and explanations, see text)		Area 6b				
		Total	Type of farm			
			Cotton	Peanut	Cotton and peanut	Miscellaneous
1	Multiple-unit operations.....number..	1,617	1,406	2	32	177
2	Subunits in multiple-unit operations.....total number..	4,077	3,612	4	69	392
3	Home farms.....number..	1,557	1,350	2	32	173
4	Cropper farms.....number..	2,520	2,262	2	37	219
5	Land in multiple-unit operations.....total acres..	427,678	369,641	90	5,581	52,366
6	Home farms.....acres..	359,509	307,522	73	4,460	47,454
7	Cropper farms.....acres..	68,169	62,119	17	1,121	4,912
8	Cropland harvested.....total acres..	99,991	91,833	17	1,140	7,001
9	Corn harvested for grain.....multiple units reporting..	1,577	1,389	2	32	154
10	subunits reporting..	3,429	3,096	3	58	272
11	acres..	46,561	42,494	12	576	3,479
12	bushels..	936,132	853,074	265	9,559	73,234
13	Cotton harvested.....multiple units reporting..	1,483	1,406	.....	32	45
14	subunits reporting..	3,042	2,936	.....	51	55
15	acres..	32,398	31,888	.....	278	232
16	bales..	12,649	12,419	.....	126	104
17	Peanuts harvested for picking or threshing.....multiple units reporting..	90	49	2	32	7
18	subunits reporting..	118	69	2	40	7
19	acres..	111	52	3	53	3
20	pounds..	41,593	24,257	250	15,845	1,241
21	Horses and mules.....multiple units reporting..	1,501	1,314	2	31	154
22	number..	5,953	5,393	2	94	464
Landlord-tenant operations containing multiple units:						
23	All subunits including home farm.....number..	4,860	4,308	4	79	469
24	Land in all subunits including home farm.....acres..	466,014	405,799	90	5,891	54,234
25	Owned by operator of multiple unit.....acres..	429,784	375,300	90	5,829	48,565
26	Rented by operator of multiple unit.....acres..	36,230	30,499	.....	62	5,669
27	Subunits not included in multiple units.....operators reporting..	434	366	.....	8	60
28	number..	783	696	.....	10	77
29	Share tenants.....number..	431	391	.....	6	34
30	Other tenants, not croppers nor share tenants.....number..	352	305	.....	4	43
31	Land in subunits not included in multiple units.....acres..	38,336	36,158	.....	310	1,868

Economic Area Table 3.—MULTIPLE-UNIT OPERATIONS, BY TYPE OF FARM: CENSUS OF 1950—Continued

[Data for units, land in units, and number of horses and mules relate to April 1, 1950; those for cropland harvested and crops harvested relate to 1949]

Item (For definitions and explanations, see text)	Areas 7 and 8				
	Total	Type of farm			
		Cotton	Peanut	Cotton and peanut	Miscellaneous
1 Multiple-unit operations.....number..	99	51	.....	1	47
2 Subunits in multiple-unit operations.....total number..	214	112	.....	3	99
3 Home farms.....number..	95	48	.....	1	46
4 Cropper farms.....number..	119	64	.....	2	53
5 Land in multiple-unit operations.....total acres..	23,677	8,199	.....	408	15,070
6 Home farms.....acres..	19,489	6,168	.....	258	13,063
7 Cropper farms.....acres..	4,188	2,031	.....	150	2,007
8 Cropland harvested.....total acres..	4,950	2,556	.....	54	2,340
9 Corn harvested for grain.....multiple units reporting..	91	50	.....	1	40
10 subunits reporting..	146	89	.....	2	55
11 acres..	2,267	1,316	.....	35	916
12 bushels..	45,894	25,574	.....	300	20,020
13 Cotton harvested.....multiple units reporting..	58	51	.....	1	6
14 subunits reporting..	85	78	.....	1	6
15 acres..	751	717	.....	5	29
16 bales..	392	367	.....	4	21
17 Peanuts harvested for picking or threshing.....multiple units reporting..	4	.....	.....	1	3
18 subunits reporting..	5	.....	.....	2	3
19 acres..	11	.....	.....	10	1
20 pounds..	10,725	.....	.....	7,300	3,425
21 Horses and mules.....multiple units reporting..	75	44	.....	1	30
22 number..	184	107	.....	5	72
<b>Landlord-tenant operations containing multiple units:</b>					
23 All subunits including home farm.....number..	226	117	.....	3	106
24 Land in all subunits including home farm.....acres..	24,015	8,331	.....	408	15,276
25 Owned by operator of multiple unit.....acres..	22,768	7,736	.....	408	14,624
26 Rented by operator of multiple unit.....acres..	1,247	595	.....	.....	652
27 Subunits not included in multiple units.....operators reporting..	11	5	.....	.....	6
28 number..	12	5	.....	.....	7
29 Share tenants.....number..	3	3	.....	.....	.....
30 Other tenants, not croppers nor share tenants.....number..	9	2	.....	.....	7
31 Land in subunits not included in multiple units.....acres..	338	132	.....	.....	206



MULTIPLE-UNIT OPERATIONS

Economic Area Table 4.—MULTIPLE-UNIT OPERATIONS, BY ACRES OF CROPLAND HARVESTED: CENSUS OF 1950

[Data for units, land in units, and number of horses and mules relate to April 1, 1950; those for cropland harvested and crops harvested relate to 1949]

Item (For definitions and explanations, see text)	The State									
	Total	Acres of cropland harvested								
		None	Under 20 acres	20 to 29 acres	30 to 49 acres	50 to 99 acres	100 to 199 acres	200 to 499 acres	500 acres and over	
1 Multiple-unit operations.....number..	20,904	132	1,406	2,030	4,674	6,321	3,144	2,017	1,180	
2 Subunits in multiple-unit operations.....total number..	97,256	329	2,931	4,309	10,446	17,598	13,730	17,801	30,112	
3 Home farms.....number..	19,864	122	1,340	1,904	4,392	5,948	3,012	1,978	1,168	
4 Cropper farms.....number..	77,392	207	1,591	2,405	6,054	11,650	10,718	15,823	28,944	
5 Land in multiple-unit operations.....total acres..	7,393,925	32,150	207,523	291,440	693,479	1,403,300	1,229,646	1,510,170	2,026,217	
6 Home farms.....acres..	5,897,116	25,899	179,545	244,538	561,766	1,127,915	983,366	1,209,955	1,564,132	
7 Cropper farms.....acres..	1,496,809	6,251	27,978	46,902	131,713	275,385	246,280	300,215	462,085	
8 Cropland harvested.....total acres..	2,911,275		18,336	49,864	181,881	439,954	429,638	622,924	1,168,678	
9 Corn harvested for grain.....multiple units reporting..	19,100		1,140	1,847	4,419	5,926	2,895	1,790	1,083	
10 Subunits reporting.....	62,308		1,490	2,872	8,056	13,411	9,470	10,279	16,730	
11 acres.....	660,744		6,025	21,059	72,410	153,555	120,405	121,308	163,982	
12 bushels.....	13,412,760		162,264	419,027	1,456,509	3,009,441	2,350,942	3,486,971	3,527,106	
13 Cotton harvested.....multiple units reporting..	19,977		1,066	1,892	4,533	6,207	3,105	1,997	1,177	
14 Subunits reporting.....	86,378		1,371	2,943	8,412	15,188	12,268	16,700	29,496	
15 acres.....	1,545,325		8,020	22,264	81,564	203,663	210,576	340,231	679,007	
16 bales.....	970,838		3,737	10,267	38,787	99,674	114,749	211,493	492,131	
17 Tobacco harvested.....multiple units reporting..										
18 Subunits reporting.....										
19 acres.....										
20 pounds.....										
21 Rice harvested.....multiple units reporting..	(*)	(*)	(*)	(*)	(*)	(*)	(*)	(*)	(*)	
22 Subunits reporting.....										
23 acres.....										
24 bushels.....										
25 Peanuts harvested for picking or threshing.....multiple units reporting..	365		21	43	102	133	43	22	1	
26 Subunits reporting.....	471		25	50	112	173	67	42	2	
27 acres.....	449		30	49	102	163	56	49		
28 pounds.....	162,271		7,951	15,604	36,870	65,993	19,398	16,378	77	
29 Horses and mules.....multiple units reporting..	17,991		78	1,149	1,769	5,484	2,668	1,719	1,038	
30 number..	104,656		269	3,059	5,358	13,961	25,036	17,321	21,615	
Landlord-tenant operations containing multiple units:										
31 All subunits including home farm.....number..	117,511	447	4,020	5,477	12,476	21,308	17,365	21,534	34,884	
32 Land in all subunits including home farm.....acres..	8,179,411	37,078	247,445	326,236	770,847	1,543,271	1,380,960	1,672,943	2,200,631	
33 Owned by operator of multiple unit.....acres..	6,459,217	31,774	223,475	288,545	652,922	1,256,974	1,048,701	1,238,714	1,718,112	
34 Rented by operator of multiple unit.....acres..	1,720,194	5,304	23,970	37,691	117,925	286,297	332,259	434,229	482,519	
35 Subunits not included in multiple units.....operators reporting..	6,758	34	529	552	1,056	1,773	1,181	944	689	
36 number..	20,255	118	1,089	1,168	2,030	3,710	3,635	3,733	4,772	
37 Share tenants.....number..	13,363	87	638	706	1,324	2,306	2,385	2,465	3,452	
38 Other tenants, not croppers nor share tenants.....number..	6,892	31	451	462	706	1,404	1,250	1,268	1,320	
39 Land in subunits not included in multiple units.....acres..	785,486	4,928	39,922	34,796	77,368	139,971	151,314	162,773	174,414	
Area 1										
Item (For definitions and explanations, see text)	Total	Acres of cropland harvested								
		None	Under 20 acres	20 to 29 acres	30 to 49 acres	50 to 99 acres	100 to 199 acres	200 to 499 acres	500 acres and over	
	1 Multiple-unit operations.....number..	5,259	22	124	237	635	1,251	1,001	1,083	906
2 Subunits in multiple-unit operations.....total number..	46,767	83	279	512	1,488	3,861	5,045	10,652	24,847	
3 Home farms.....number..	4,929	18	94	202	577	1,132	948	1,060	898	
4 Cropper farms.....number..	41,838	65	185	310	911	2,729	4,097	9,592	23,949	
5 Land in multiple-unit operations.....total acres..	2,455,972	4,231	10,118	15,618	43,098	149,265	237,359	562,063	1,434,220	
6 Home farms.....acres..	1,817,418	2,718	7,916	11,608	29,927	103,272	168,350	409,644	1,083,983	
7 Cropper farms.....acres..	638,554	1,513	2,202	4,010	13,171	45,993	69,009	152,419	350,237	
8 Cropland harvested.....total acres..	1,547,292		1,727	5,905	24,657	89,380	140,381	348,454	936,788	
9 Corn harvested for grain.....multiple units reporting..	4,179		47	166	482	958	814	890	822	
10 Subunits reporting.....	23,069		60	226	769	1,874	2,397	4,776	12,967	
11 acres.....	189,565		187	1,084	4,238	13,358	18,979	40,890	110,829	
12 bushels.....	4,142,027		4,354	22,095	82,870	256,762	363,254	901,308	2,511,384	
13 Cotton harvested.....multiple units reporting..	5,198		114	228	632	1,246	995	1,077	906	
14 Subunits reporting.....	45,217		189	441	1,368	3,648	4,765	10,286	24,520	
15 acres.....	1,004,952		1,400	4,375	17,844	63,372	97,351	233,817	586,793	
16 bales.....	704,762		817	2,853	11,081	39,226	61,892	155,916	432,977	
17 Tobacco harvested.....multiple units reporting..										
18 Subunits reporting.....										
19 acres.....										
20 pounds.....										
21 Rice harvested.....multiple units reporting..	(*)	(*)	(*)	(*)	(*)	(*)	(*)	(*)	(*)	
22 Subunits reporting.....										
23 acres.....										
24 bushels.....										
25 Peanuts harvested for picking or threshing.....multiple units reporting..	6				4	2				
26 Subunits reporting.....	7				5	2				
27 acres.....	7				3	4				
28 pounds.....	3,635				1,435	2,200				
29 Horses and mules.....multiple units reporting..	3,731	9	63	153	403	879		836	780	
30 number..	27,120	25	145	375	1,119	2,608	2,812	5,742	14,294	
Landlord-tenant operations containing multiple units:										
31 All subunits including home farm.....number..	52,503	120	355	575	1,650	4,333	5,638	11,890	27,942	
32 Land in all subunits including home farm.....acres..	2,686,573	5,282	13,515	17,497	48,695	165,977	263,912	620,340	1,551,355	
33 Owned by operator of multiple unit.....acres..	1,933,998	3,660	11,255	12,583	33,092	105,302	157,204	415,428	1,195,474	
34 Rented by operator of multiple unit.....acres..	752,575	1,622	2,260	4,914	15,603	60,675	106,708	204,912	355,881	
35 Subunits not included in multiple units.....operators reporting..	1,623	4	29	37	90	261	273	420	509	
36 number..	5,736	37	76	63	162	472	593	1,238	3,095	
37 Share tenants.....number..	3,685	29	34	38	67	237	339	765	2,156	
38 Other tenants, not croppers nor share tenants.....number..	2,051	8	42	25	95	215	254	473	939	
39 Land in subunits not included in multiple units.....acres..	230,601	1,051	3,397	1,879	5,597	16,712	26,553	58,277	117,135	

\* Not available.

Economic Area Table 4.—MULTIPLE-UNIT OPERATIONS, BY ACRES OF CROPLAND HARVESTED: CENSUS OF 1950—Continued

[Data for units, land in units, and number of horses and mules relate to April 1, 1950; those for cropland harvested and crops harvested relate to 1949]

Item (For definitions and explanations, see text)	Area 2								
	Total	Acres of cropland harvested							
		None	Under 20 acres	20 to 29 acres	30 to 49 acres	50 to 99 acres	100 to 199 acres	200 to 499 acres	500 acres and over
1 Multiple-unit operations.....number..	4,136	37	290	382	907	1,241	689	429	161
2 Subunits in multiple-unit operations.....total number..	17,973	87	609	827	2,126	3,720	3,261	3,882	3,461
3 Home farms.....number..	3,855	34	279	343	819	1,145	658	420	157
4 Cropper farms.....number..	14,118	53	330	484	1,307	2,575	2,603	3,462	3,304
5 Land in multiple-unit operations.....total acres..	1,660,565	10,008	43,837	58,244	142,781	328,841	349,022	425,451	302,381
6 Home farms.....acres..	1,354,206	8,328	37,349	49,107	114,682	269,876	286,959	353,434	234,471
7 Cropper farms.....acres..	306,359	1,680	6,488	9,137	28,099	58,965	62,063	72,017	67,910
8 Cropland harvested.....total acres..	493,081	.....	3,800	9,405	35,392	86,566	95,640	129,627	132,651
9 Corn harvested for grain.....multiple units reporting..	3,837	.....	225	334	857	1,199	661	411	150
10 subunits reporting..	12,722	.....	275	515	1,588	2,862	2,464	2,759	2,259
11 acres..	142,238	.....	1,454	3,291	12,447	29,285	30,160	34,854	30,747
12 bushels..	2,626,564	.....	26,005	57,013	207,698	484,625	570,646	678,360	602,217
13 Cotton harvested.....multiple units reporting..	3,994	.....	242	368	889	1,221	686	428	160
14 subunits reporting..	15,657	.....	311	614	1,768	3,299	2,858	3,512	3,295
15 acres..	231,491	.....	2,018	5,073	17,694	41,479	41,990	59,269	63,968
16 bales..	128,073	.....	935	2,152	7,385	18,045	20,617	33,268	45,671
17 Tobacco harvested.....multiple units reporting..	.....	.....	.....	.....	.....	.....	.....	.....	.....
18 subunits reporting..	.....	.....	.....	.....	.....	.....	.....	.....	.....
19 acres..	.....	.....	.....	.....	.....	.....	.....	.....	.....
20 pounds..	.....	.....	.....	.....	.....	.....	.....	.....	.....
21 Rice harvested.....multiple units reporting..	(*)	(*)	(*)	(*)	(*)	(*)	(*)	(*)	(*)
22 subunits reporting..	.....	.....	.....	.....	.....	.....	.....	.....	.....
23 acres..	.....	.....	.....	.....	.....	.....	.....	.....	.....
24 bushels..	.....	.....	.....	.....	.....	.....	.....	.....	.....
25 Peanuts harvested for picking or	.....	.....	.....	.....	.....	.....	.....	.....	.....
26 threshing.....multiple units reporting..	62	.....	2	3	15	31	8	3	.....
27 subunits reporting..	75	.....	2	3	17	40	9	4	.....
28 acres..	60	.....	1	3	14	28	9	5	.....
29 pounds..	16,655	.....	240	430	2,987	10,006	1,532	1,460	.....
30 Horses and mules.....multiple units reporting..	3,681	.....	236	326	803	1,122	621	404	151
.....number..	26,870	.....	67	1,156	3,246	6,513	5,249	6,020	3,942
31 Landlord-tenant operations containing multiple units:	.....	.....	.....	.....	.....	.....	.....	.....	.....
32 All subunits including home farm.....number..	24,014	103	879	1,196	2,757	4,947	4,702	5,241	4,189
33 Land in all subunits including home farm.....acres..	1,914,462	11,194	56,925	68,524	173,992	378,117	412,567	478,207	334,936
34 Owned by operator of multiple unit.....acres..	1,383,588	10,354	47,903	57,206	126,530	265,306	295,934	332,265	248,090
35 Rented by operator of multiple unit.....acres..	530,874	840	9,022	11,318	47,462	112,811	116,633	145,942	86,846
36 Subunits not included in multiple	.....	.....	.....	.....	.....	.....	.....	.....	.....
37 units.....operators reporting..	1,637	8	129	127	241	443	337	251	101
38 number..	6,041	16	270	369	631	1,227	1,441	1,359	728
39 Share tenants.....number..	3,952	8	165	242	443	740	881	919	554
.....number..	2,089	8	105	127	188	487	560	440	174
.....acres..	253,897	1,186	13,088	10,280	31,211	49,276	63,545	52,756	32,555

Item (For definitions and explanations, see text)	Areas 3 and A								
	Total	Acres of cropland harvested							
		None	Under 20 acres	20 to 29 acres	30 to 49 acres	50 to 99 acres	100 to 199 acres	200 to 499 acres	500 acres and over
1 Multiple-unit operations.....number..	1,412	11	199	230	337	354	180	89	12
2 Subunits in multiple-unit operations.....total number..	4,597	24	415	502	790	1,076	789	634	367
3 Home farms.....number..	1,360	10	198	221	315	340	175	89	12
4 Cropper farms.....number..	3,237	14	217	281	475	736	614	545	355
5 Land in multiple-unit operations.....total acres..	682,411	3,479	54,447	65,230	85,201	141,969	125,703	153,572	52,810
6 Home farms.....acres..	608,540	3,063	50,778	59,690	75,035	126,302	110,433	141,575	41,664
7 Cropper farms.....acres..	73,871	416	3,669	5,540	10,166	15,667	15,270	11,997	11,146
8 Cropland harvested.....total acres..	108,677	.....	2,470	5,591	13,010	24,290	25,197	26,224	11,895
9 Corn harvested for grain.....multiple units reporting..	1,359	.....	186	219	333	349	172	88	12
10 subunits reporting..	3,658	.....	256	360	659	901	855	522	305
11 acres..	41,133	.....	1,366	2,771	6,265	10,204	8,932	8,183	3,432
12 bushels..	746,402	.....	24,916	49,355	114,450	189,159	167,137	158,481	42,924
13 Cotton harvested.....multiple units reporting..	1,217	.....	117	192	308	329	171	88	12
14 subunits reporting..	3,246	.....	137	279	537	764	635	552	342
15 acres..	34,737	.....	691	1,741	4,531	8,004	7,834	8,071	3,865
16 bales..	14,740	.....	267	685	1,844	3,215	3,437	3,471	1,821
17 Tobacco harvested.....multiple units reporting..	.....	.....	.....	.....	.....	.....	.....	.....	.....
18 subunits reporting..	.....	.....	.....	.....	.....	.....	.....	.....	.....
19 acres..	.....	.....	.....	.....	.....	.....	.....	.....	.....
20 pounds..	.....	.....	.....	.....	.....	.....	.....	.....	.....
21 Rice harvested.....multiple units reporting..	(*)	(*)	(*)	(*)	(*)	(*)	(*)	(*)	(*)
22 subunits reporting..	.....	.....	.....	.....	.....	.....	.....	.....	.....
23 acres..	.....	.....	.....	.....	.....	.....	.....	.....	.....
24 bushels..	.....	.....	.....	.....	.....	.....	.....	.....	.....
25 Peanuts harvested for picking or	.....	.....	.....	.....	.....	.....	.....	.....	.....
26 threshing.....multiple units reporting..	22	.....	3	2	7	6	2	1	1
27 subunits reporting..	30	.....	5	2	8	8	4	1	2
28 acres..	17	.....	2	2	4	6	2	1	.....
29 pounds..	6,744	.....	475	440	1,592	3,280	480	400	77
30 Horses and mules.....multiple units reporting..	1,328	.....	182	215	320	337	169	88	10
.....number..	7,364	.....	17	570	755	1,207	1,381	1,207	506
31 Landlord-tenant operations containing multiple units:	.....	.....	.....	.....	.....	.....	.....	.....	.....
32 All subunits including home farm.....number..	6,492	45	622	637	977	1,396	1,170	1,020	625
33 Land in all subunits including home farm.....acres..	739,041	3,905	59,194	69,084	89,875	152,073	139,719	163,892	61,299
34 Owned by operator of multiple unit.....acres..	646,290	2,244	53,341	62,498	76,285	130,377	118,394	144,998	58,153
35 Rented by operator of multiple unit.....acres..	92,751	1,661	5,853	6,586	13,590	21,696	21,325	18,894	3,146
36 Subunits not included in multiple	.....	.....	.....	.....	.....	.....	.....	.....	.....
37 units.....operators reporting..	501	5	65	59	83	119	102	59	9
38 number..	1,895	21	207	135	187	320	381	386	258
39 Share tenants.....number..	1,299	18	115	71	127	151	289	265	223
.....number..	596	3	92	64	60	129	92	121	35
.....acres..	56,630	426	4,747	3,854	4,674	10,104	14,016	10,320	8,489

\* Not available.

MULTIPLE-UNIT OPERATIONS

Economic Area Table 4.—MULTIPLE-UNIT OPERATIONS, BY ACRES OF CROPLAND HARVESTED: CENSUS OF 1950—Continued

[Data for units, land in units, and number of horses and mules relate to April 1, 1950; those for cropland harvested and crops harvested relate to 1949]

Item (For definitions and explanations, see text)	Area 4									
	Total	Acres of cropland harvested								
		None	Under 20 acres	20 to 29 acres	30 to 49 acres	50 to 99 acres	100 to 199 acres	200 to 499 acres	500 acres and over	
1 Multiple-unit operations.....number..	2,155	11	169	190	615	777	290	94	9	
2 Subunits in multiple-unit operations.....total number..	5,688	23	343	400	1,299	1,899	1,001	576	147	
3 Home farms.....number..	2,062	11	164	183	584	740	279	92	9	
4 Cropper farms.....number..	3,626	12	179	217	715	1,159	722	484	138	
5 Land in multiple-unit operations.....total acres..	515,955	4,341	21,874	27,900	91,146	161,812	106,424	83,336	19,122	
6 Home farms.....acres..	411,758	3,613	18,197	23,194	72,275	128,140	84,037	67,257	15,045	
7 Cropper farms.....acres..	104,197	728	3,677	4,706	18,871	33,672	22,387	16,079	4,077	
8 Cropland harvested.....total acres..	157,039	.....	2,274	4,631	24,108	53,738	37,618	26,896	7,774	
9 Corn harvested for grain.....multiple units reporting..	2,072	.....	139	180	600	769	283	92	9	
10 subunits reporting..	4,632	.....	175	277	1,054	1,665	842	492	127	
11 acres..	60,228	.....	912	1,944	9,659	20,865	13,633	9,781	3,432	
12 bushels..	1,413,820	.....	24,443	51,086	250,636	505,736	302,972	217,596	61,351	
13 Cotton harvested.....multiple units reporting..	2,103	.....	151	181	607	774	288	93	9	
14 subunits reporting..	4,823	.....	200	278	1,074	1,693	903	534	141	
15 acres..	63,492	.....	1,103	2,006	10,085	21,926	15,015	10,212	3,145	
16 bales..	34,943	.....	594	989	5,507	11,506	8,320	5,907	2,120	
17 Tobacco harvested.....multiple units reporting..	(*)	(*)	(*)	(*)	(*)	(*)	(*)	(*)	(*)	
18 subunits reporting..	(*)	(*)	(*)	(*)	(*)	(*)	(*)	(*)	(*)	
19 acres..	(*)	(*)	(*)	(*)	(*)	(*)	(*)	(*)	(*)	
20 pounds..	(*)	(*)	(*)	(*)	(*)	(*)	(*)	(*)	(*)	
21 Rice harvested.....multiple units reporting..	(*)	(*)	(*)	(*)	(*)	(*)	(*)	(*)	(*)	
22 subunits reporting..	(*)	(*)	(*)	(*)	(*)	(*)	(*)	(*)	(*)	
23 acres..	(*)	(*)	(*)	(*)	(*)	(*)	(*)	(*)	(*)	
24 bushels..	(*)	(*)	(*)	(*)	(*)	(*)	(*)	(*)	(*)	
25 Peanuts harvested for picking or threshing.....multiple units reporting..	35	.....	1	2	14	14	4	.....	.....	
26 subunits reporting..	38	.....	1	2	14	17	4	.....	.....	
27 acres..	40	.....	.....	3	17	17	3	.....	.....	
28 pounds..	12,101	.....	10	270	4,200	7,141	480	.....	.....	
29 Horses and mules.....multiple units reporting..	1,936	8	141	172	556	692	272	87	8	
30 number..	8,884	43	422	543	1,963	3,004	1,698	1,032	179	
Landlord-tenant operations containing multiple units:										
31 All subunits including home farm.....number..	7,423	47	513	549	1,608	2,333	1,332	762	279	
32 Land in all subunits including home farm.....acres..	589,333	5,902	28,816	33,366	103,705	178,455	122,194	93,095	23,800	
33 Owned by operator of multiple unit.....acres..	506,647	5,416	27,536	29,916	93,673	154,474	99,069	74,619	21,944	
34 Rented by operator of multiple unit.....acres..	82,686	486	1,280	3,450	10,032	23,981	23,125	18,476	1,856	
35 Subunits not included in multiple units.....operators reporting..	775	5	86	74	183	246	119	55	7	
36 number..	1,735	24	170	149	309	434	331	186	132	
37 Share tenants.....number..	1,439	17	149	116	265	335	283	155	119	
38 Other tenants, not croppers nor share tenants....number..	296	7	21	33	44	99	48	31	13	
39 Land in subunits not included in multiple units.....acres..	73,378	1,561	6,942	5,466	12,559	16,643	15,770	9,759	4,678	

Item (For definitions and explanations, see text)	Area 5									
	Total	Acres of cropland harvested								
		None	Under 20 acres	20 to 29 acres	30 to 49 acres	50 to 99 acres	100 to 199 acres	200 to 499 acres	500 acres and over	
1 Multiple-unit operations.....number..	2,325	8	154	226	474	757	440	187	79	
2 Subunits in multiple-unit operations.....total number..	7,896	17	321	483	1,051	2,046	1,659	1,189	1,130	
3 Home farms.....number..	2,217	8	145	215	453	713	419	185	79	
4 Cropper farms.....number..	5,679	9	176	268	598	1,333	1,240	1,004	1,051	
5 Land in multiple-unit operations.....total acres..	783,357	1,767	20,083	26,509	65,143	158,790	171,888	148,472	190,705	
6 Home farms.....acres..	645,473	1,193	17,430	20,660	53,572	124,772	137,593	122,052	168,736	
7 Cropper farms.....acres..	137,884	574	2,653	5,849	12,086	34,018	34,295	26,440	21,969	
8 Cropland harvested.....total acres..	263,214	.....	2,012	5,524	18,495	53,093	59,011	55,088	69,991	
9 Corn harvested for grain.....multiple units reporting..	2,199	.....	122	208	460	728	424	179	78	
10 subunits reporting..	6,371	.....	166	333	842	1,723	1,386	986	935	
11 acres..	74,780	.....	803	2,197	7,207	19,287	18,754	13,731	12,801	
12 bushels..	1,586,005	.....	14,726	43,210	151,411	412,931	389,858	307,138	266,731	
13 Cotton harvested.....multiple units reporting..	2,217	.....	126	214	464	728	427	180	78	
14 subunits reporting..	6,517	.....	165	339	854	1,676	1,394	1,042	1,047	
15 acres..	86,418	.....	906	2,373	7,529	19,664	21,955	15,308	18,683	
16 bales..	39,431	.....	388	1,037	3,592	8,735	10,028	7,384	8,267	
17 Tobacco harvested.....multiple units reporting..	(*)	(*)	(*)	(*)	(*)	(*)	(*)	(*)	(*)	
18 subunits reporting..	(*)	(*)	(*)	(*)	(*)	(*)	(*)	(*)	(*)	
19 acres..	(*)	(*)	(*)	(*)	(*)	(*)	(*)	(*)	(*)	
20 pounds..	(*)	(*)	(*)	(*)	(*)	(*)	(*)	(*)	(*)	
21 Rice harvested.....multiple units reporting..	(*)	(*)	(*)	(*)	(*)	(*)	(*)	(*)	(*)	
22 subunits reporting..	(*)	(*)	(*)	(*)	(*)	(*)	(*)	(*)	(*)	
23 acres..	(*)	(*)	(*)	(*)	(*)	(*)	(*)	(*)	(*)	
24 bushels..	(*)	(*)	(*)	(*)	(*)	(*)	(*)	(*)	(*)	
25 Peanuts harvested for picking or threshing.....multiple units reporting..	70	.....	5	10	15	18	12	10	.....	
26 subunits reporting..	100	.....	5	11	16	23	23	22	.....	
27 acres..	101	.....	5	9	23	20	16	28	.....	
28 pounds..	33,536	.....	1,570	2,751	11,363	4,666	6,418	6,768	.....	
29 Horses and mules.....multiple units reporting..	2,057	4	115	193	422	669	404	174	76	
30 number..	13,878	21	333	659	1,674	3,512	2,884	2,403	2,392	
Landlord-tenant operations containing multiple units:										
31 All subunits including home farm.....number..	10,389	23	476	647	1,326	2,511	2,203	1,559	1,644	
32 Land in all subunits including home farm.....acres..	865,448	2,157	24,768	32,328	74,221	175,645	194,406	160,749	201,174	
33 Owned by operator of multiple unit.....acres..	715,946	1,860	21,862	28,371	65,472	147,383	152,652	130,223	170,123	
34 Rented by operator of multiple unit.....acres..	149,502	297	2,906	5,957	8,749	28,262	41,754	30,526	31,051	
35 Subunits not included in multiple units.....operators reporting..	883	2	79	74	142	241	187	102	56	
36 number..	2,493	6	155	164	275	465	544	370	514	
37 Share tenants.....number..	1,618	6	83	93	169	312	358	240	357	
38 Other tenants, not croppers nor share tenants....number..	875	.....	72	71	106	153	186	130	157	
39 Land in subunits not included in multiple units.....acres..	82,091	390	4,685	5,819	9,078	16,855	22,518	12,277	10,469	

\* Not available.

Economic Area Table 4.—MULTIPLE-UNIT OPERATIONS, BY ACRES OF CROPLAND HARVESTED: CENSUS OF 1950—Continued [Data for units, land in units, and number of horses and mules relate to April 1, 1950; those for cropland harvested and crops harvested relate to 1949]

Table with columns for Item (For definitions and explanations, see text), Total, and Acres of cropland harvested (None, Under 20 acres, 20 to 29 acres, 30 to 49 acres, 50 to 99 acres, 100 to 199 acres, 200 to 499 acres, 500 acres and over). Rows include Multiple-unit operations, Land in multiple-unit operations, Cropland harvested (Corn, Cotton, Tobacco, Rice, Peanuts), and Landlord-tenant operations.

\* Not available.

MULTIPLE-UNIT OPERATIONS

Economic Area Table 4.—MULTIPLE-UNIT OPERATIONS, BY ACRES OF CROPLAND HARVESTED: CENSUS OF 1950—Continued

[Data for units, land in units, and number of horses and mules relate to April 1, 1950; those for cropland harvested and crops harvested relate to 1949]

Item (For definitions and explanations, see text)	Areas 7 and 8								
	Total	Acres of cropland harvested							
		None	Under 20 acres	20 to 29 acres	30 to 49 acres	50 to 99 acres	100 to 199 acres	200 to 499 acres	500 acres and over
1 Multiple-unit operations.....number..	99	.....	15	22	24	30	6	2	.....
2 Subunits in multiple-unit operations.....total number..	214	.....	31	44	49	70	16	4	.....
3 Home farms.....number..	95	.....	15	20	23	29	6	2	.....
4 Cropper farms.....number..	119	.....	16	24	26	41	10	2	.....
5 Land in multiple-unit operations.....total acres..	23,677	.....	4,572	2,033	4,764	6,813	4,678	817	.....
6 Home farms.....acres..	19,489	.....	4,091	1,255	3,993	5,330	4,293	527	.....
7 Cropper farms.....acres..	4,188	.....	481	778	771	1,483	385	290	.....
8 Cropland harvested.....total acres..	4,950	.....	196	533	931	2,033	736	521	.....
9 Corn harvested for grain.....multiple units reporting..	91	.....	13	21	22	28	6	1	.....
10 subunits reporting..	146	.....	18	28	34	53	12	1	.....
11 acres..	2,267	.....	147	309	433	902	326	150	.....
12 bushels..	45,894	.....	2,990	6,160	9,562	17,930	6,252	3,000	.....
13 Cotton harvested.....multiple units reporting..	58	.....	1	13	16	24	4	.....	.....
14 subunits reporting..	85	.....	1	15	23	39	7	.....	.....
15 acres..	751	.....	3	83	175	409	81	.....	.....
16 bales..	392	.....	1	37	87	209	58	.....	.....
17 Tobacco harvested.....multiple units reporting..		.....							.....
18 subunits reporting..		.....							.....
19 acres..		.....							.....
20 pounds..		.....							.....
21 Rice harvested.....multiple units reporting..	(*)	(*)	(*)	(*)	(*)	(*)	(*)	(*)	(*)
22 subunits reporting..		.....							.....
23 acres..		.....							.....
24 bushels..		.....							.....
25 Peanuts harvested for picking or threshing.....multiple units reporting..	4	.....	.....	3	.....	1	.....	.....	.....
26 subunits reporting..	5	.....	.....	3	.....	2	.....	.....	.....
27 acres..	11	.....	.....	1	.....	10	.....	.....	.....
28 pounds..	10,725	.....	.....	3,425	.....	7,300	.....	.....	.....
29 Horses and mules.....multiple units reporting..	75	.....	12	15	19	21	6	2	.....
30 number..	184	.....	27	32	36	66	21	2	.....
Landlord-tenant operations containing multiple units:									
31 All subunits including home farm.....number..	226	.....	35	44	52	73	17	5	.....
32 Land in all subunits including home farm.....acres..	24,015	.....	4,622	2,033	4,871	6,884	4,708	897	.....
33 Owned by operator of multiple unit.....acres..	22,768	.....	4,536	1,971	4,688	6,643	4,363	567	.....
34 Rented by operator of multiple unit.....acres..	1,247	.....	86	62	183	241	345	330	.....
35 Subunits not included in multiple units.....operators reporting..	11	.....	3	.....	3	3	1	1	.....
36 number..	12	.....	4	.....	3	3	1	1	.....
37 Share tenants.....number..	3	.....	.....	.....	.....	2	1	.....	.....
38 Other tenants, not croppers nor share tenants.....number..	9	.....	4	.....	3	1	.....	1	.....
39 Land in subunits not included in multiple units.....acres..	338	.....	50	.....	107	71	30	80	.....

\* Not available.

Economic Area Table 5.—MULTIPLE-UNIT OPERATIONS, BY NUMBER OF SUBUNITS: CENSUS OF 1950

[Data for units, land in units, and number of horses and mules relate to April 1, 1950; those for cropland harvested and crops harvested relate to 1949]

Item (For definitions and explanations, see text)	The State						
	Total	Number of subunits					
		2	3	4	5 to 9	10 to 19	20 and over
1 Multiple-unit operations.....number..	20,904	10,978	3,839	1,706	2,543	1,106	732
2 Subunits in multiple-unit operations.....total number..	97,256	21,956	11,517	6,824	16,160	14,980	25,819
3 Home farms.....number..	19,864	10,435	3,649	1,613	2,395	1,061	711
4 Cropper farms.....number..	77,392	11,521	7,868	5,211	13,765	13,919	25,108
5 Land in multiple-unit operations.....total acres..	7,393,925	1,935,945	1,067,698	592,009	1,379,558	1,048,918	1,369,797
6 Home farms.....acres..	5,897,116	1,637,144	883,394	472,732	1,095,744	811,181	996,921
7 Cropper farms.....acres..	1,496,809	298,801	184,304	119,277	283,814	237,737	372,876
8 Cropland harvested.....total acres..	2,911,275	548,430	323,215	199,119	547,182	501,737	791,592
9 Corn harvested for grain.....multiple units reporting..	19,100	10,077	3,561	1,539	2,243	996	684
10 subunits reporting..	62,308	16,750	8,413	4,756	9,989	7,862	14,538
11 acres..	660,744	191,161	100,573	55,611	114,477	81,875	117,047
12 bushels..	13,412,760	3,785,021	1,990,732	1,099,558	2,236,968	1,718,142	2,582,339
13 Cotton harvested.....multiple units reporting..	19,977	10,198	3,747	1,675	2,524	1,101	732
14 subunits reporting..	86,378	16,880	9,440	5,789	14,725	14,259	25,285
15 acres..	1,545,325	227,607	148,228	96,736	294,196	295,454	483,084
16 bales..	970,838	107,235	74,831	50,778	171,346	196,137	370,511
17 Tobacco harvested.....multiple units reporting..							
18 subunits reporting..							
19 acres..							
20 pounds..							
21 Rice harvested.....multiple units reporting..	(*)	(*)	(*)	(*)	(*)	(*)	(*)
22 subunits reporting..							
23 acres..							
24 bushels..							
25 Peanuts harvested for picking or threshing.....multiple units reporting..	365	236	66	33	25	3	2
26 subunits reporting..	471	273	84	51	56	4	3
27 acres..	449	272	86	44	43	4	.....
28 pounds..	162,271	98,684	32,491	11,101	18,868	800	327
29 Horses and mules.....multiple units reporting..	17,991	9,435	3,348	1,449	2,154	951	654
30 number..	104,656	32,407	15,965	9,088	18,267	12,141	16,793
Landlord-tenant operations containing multiple units:							
31 All subunits including home farm.....number..	117,511	28,046	14,305	8,508	19,839	17,728	29,085
32 Land in all subunits including home farm.....acres..	8,179,411	2,146,046	1,175,650	667,993	1,547,823	1,402,252	1,501,647
33 Owned by operator of multiple unit.....acres..	6,459,217	1,789,125	951,445	525,381	1,158,942	849,973	1,184,351
34 Rented by operator of multiple unit.....acres..	1,720,194	356,921	224,205	142,612	388,881	290,279	317,296
35 Subunits not included in multiple units.....operators reporting..	6,758	2,931	1,195	590	1,081	582	437
36 number..	20,255	6,090	2,788	1,684	3,679	2,748	3,266
37 Share tenants.....number..	13,363	3,902	1,738	1,095	2,367	1,815	2,446
38 Other tenants, not croppers nor share tenants.....number..	6,892	2,188	1,050	589	1,312	933	820
39 Land in subunits not included in multiple units.....acres..	785,486	210,101	107,952	75,984	168,265	91,334	131,850

Item (For definitions and explanations, see text)	Area 1						
	Total	Number of subunits					
		2	3	4	5 to 9	10 to 19	20 and over
1 Multiple-unit operations.....number..	5,259	1,517	776	495	1,128	735	608
2 Subunits in multiple-unit operations.....total number..	46,767	3,034	2,328	1,980	7,444	10,168	21,813
3 Home farms.....number..	4,929	1,398	724	461	1,050	705	591
4 Cropper farms.....number..	41,838	1,636	1,604	1,519	6,394	9,463	21,222
5 Land in multiple-unit operations.....total acres..	2,455,972	176,377	133,044	103,479	437,485	558,628	1,046,959
6 Home farms.....acres..	1,817,418	143,981	105,691	76,969	331,965	416,334	742,478
7 Cropper farms.....acres..	638,554	32,396	27,353	26,510	105,520	142,294	304,481
8 Cropland harvested.....total acres..	1,547,292	100,813	79,542	63,495	275,265	349,134	679,043
9 Corn harvested for grain.....multiple units reporting..	4,179	1,122	609	370	875	639	564
10 subunits reporting..	23,069	1,645	1,191	906	3,219	4,462	11,646
11 acres..	189,565	13,919	11,277	7,680	29,416	40,248	87,025
12 bushels..	4,142,027	270,594	213,272	146,209	580,146	917,097	2,014,709
13 Cotton harvested.....multiple units reporting..	5,198	1,474	770	490	1,125	731	608
14 subunits reporting..	45,217	2,767	2,163	1,825	7,120	9,875	21,467
15 acres..	1,004,952	65,222	53,751	44,007	185,514	228,585	427,873
16 bales..	704,762	36,986	32,974	26,660	117,361	157,548	333,233
17 Tobacco harvested.....multiple units reporting..							
18 subunits reporting..							
19 acres..							
20 pounds..							
21 Rice harvested.....multiple units reporting..	(*)	(*)	(*)	(*)	(*)	(*)	(*)
22 subunits reporting..							
23 acres..							
24 bushels..							
25 Peanuts harvested for picking or threshing.....multiple units reporting..	6	2	3	1	.....	.....	.....
26 subunits reporting..	7	3	3	1	.....	.....	.....
27 acres..	7	2	5	.....	.....	.....	.....
28 pounds..	3,635	1,085	2,500	50	.....	.....	.....
29 Horses and mules.....multiple units reporting..	3,731	920	524	325	824	602	536
30 number..	27,120	2,605	1,667	1,212	4,218	5,440	11,978
Landlord-tenant operations containing multiple units:							
31 All subunits including home farm.....number..	52,503	3,638	2,735	2,299	8,449	11,462	23,920
32 Land in all subunits including home farm.....acres..	2,686,573	197,196	147,588	117,473	484,647	603,651	1,156,008
33 Owned by operator of multiple unit.....acres..	1,933,998	130,100	86,390	73,356	322,818	437,233	884,101
34 Rented by operator of multiple unit.....acres..	752,575	67,096	61,198	44,117	161,829	166,428	251,907
35 Subunits not included in multiple units.....operators reporting..	1,623	262	176	126	361	350	348
36 number..	5,736	604	407	319	1,005	1,294	2,107
37 Share tenants.....number..	3,685	320	224	212	549	832	1,548
38 Other tenants, not croppers nor share tenants.....number..	2,051	284	183	107	456	462	559
39 Land in subunits not included in multiple units.....acres..	230,601	20,819	14,544	13,994	47,162	45,033	89,049

\* Not available.

MULTIPLE-UNIT OPERATIONS

Economic Area Table 5.—MULTIPLE-UNIT OPERATIONS, BY NUMBER OF SUBUNITS: CENSUS OF 1950—Continued

[Data for units, land in units, and number of horses and mules relate to April 1, 1950; those for cropland harvested and crops harvested relate to 1949]

Item (For definitions and explanations, see text)	Area 2						
	Total	Number of subunits					
		2	3	4	5 to 9	10 to 19	20 and over
1 Multiple-unit operations.....number..	4,136	1,943	837	393	631	243	89
2 Subunits in multiple-unit operations.....total number..	17,973	3,886	2,511	1,572	3,949	3,206	2,849
3 Home farms.....number..	3,855	1,811	764	362	600	233	85
4 Cropper farms.....number..	14,118	2,075	1,747	1,210	3,349	2,973	2,764
5 Land in multiple-unit operations.....total acres..	1,660,565	385,603	256,457	147,607	404,427	283,828	182,643
6 Home farms.....acres..	1,354,206	332,366	215,900	118,901	325,071	224,327	137,641
7 Cropper farms.....acres..	306,359	53,237	40,557	28,706	79,356	59,501	45,002
8 Cropland harvested.....total acres..	493,081	94,772	63,800	42,599	120,791	95,265	75,854
9 Corn harvested for grain.....multiple units reporting..	3,837	1,763	784	374	600	231	85
10 subunits reporting..	12,722	2,887	1,832	1,164	2,823	2,111	1,905
11 acres..	142,238	31,074	20,454	13,541	35,842	24,156	19,171
12 bushels..	2,626,564	537,846	360,308	261,722	629,468	466,554	370,666
13 Cotton harvested.....multiple units reporting..	3,994	1,826	819	390	627	243	89
14 subunits reporting..	15,657	3,031	2,068	1,347	3,540	2,955	2,716
15 acres..	231,491	41,307	29,005	18,812	55,381	46,873	40,113
16 bales..	128,073	17,902	13,236	9,191	29,046	28,820	29,878
17 Tobacco harvested.....multiple units reporting..							
18 subunits reporting..							
19 acres..							
20 pounds..							
21 Rice harvested.....multiple units reporting..	(*)	(*)	(*)	(*)	(*)	(*)	(*)
22 subunits reporting..							
23 acres..							
24 bushels..							
25 Peanuts harvested for picking or threshing.....multiple units reporting..	62	36	14	7	4	1	
26 subunits reporting..	75	40	17	10	7	1	
27 acres..	60	34	13	8	4	1	
28 pounds..	16,655	10,994	3,116	1,255	1,490	200	
29 Horses and mules.....multiple units reporting..	3,681	1,690	738	347	593	228	85
30 number..	26,870	6,881	4,076	2,554	6,208	4,220	2,931
<b>Landlord-tenant operations containing multiple units:</b>							
31 All subunits including home farm.....number..	24,014	5,523	3,455	2,116	5,408	4,089	3,423
32 Land in all subunits including home farm.....acres..	1,914,462	455,781	294,115	175,888	468,109	311,875	208,694
33 Owned by operator of multiple unit.....acres..	1,383,588	328,296	223,177	126,953	322,423	223,375	159,364
34 Rented by operator of multiple unit.....acres..	530,874	127,485	70,938	48,935	145,686	88,500	49,330
35 Subunits not included in multiple units.....operators reporting..	1,637	633	327	173	302	141	61
36 number..	6,041	1,637	944	544	1,459	883	574
37 Share tenants.....number..	3,952	1,050	613	301	992	612	384
38 Other tenants, not croppers nor share tenants.....number..	2,089	587	331	243	467	271	190
39 Land in subunits not included in multiple units.....acres..	253,897	70,178	37,658	28,281	63,682	28,047	26,051

Item (For definitions and explanations, see text)	Areas 3 and A						
	Total	Number of subunits					
		2	3	4	5 to 9	10 to 19	20 and over
1 Multiple-unit operations.....number..	1,412	834	271	123	146	31	7
2 Subunits in multiple-unit operations.....total number..	4,597	1,668	813	492	909	373	342
3 Home farms.....number..	1,360	800	263	119	141	30	7
4 Cropper farms.....number..	3,237	868	550	373	768	343	335
5 Land in multiple-unit operations.....total acres..	682,411	238,600	139,861	69,179	137,583	56,004	41,184
6 Home farms.....acres..	608,540	217,824	128,476	61,258	121,224	46,368	33,390
7 Cropper farms.....acres..	73,871	20,776	11,385	7,921	16,359	9,636	7,794
8 Cropland harvested.....total acres..	108,677	35,043	20,354	11,814	23,883	10,486	7,097
9 Corn harvested for grain.....multiple units reporting..	1,359	795	262	122	142	31	7
10 subunits reporting..	3,698	1,298	630	407	743	296	284
11 acres..	41,133	14,062	7,563	4,512	8,150	4,336	2,510
12 bushels..	746,402	258,632	143,391	79,237	163,698	65,125	36,319
13 Cotton harvested.....multiple units reporting..	1,217	677	250	113	139	31	7
14 subunits reporting..	3,246	992	553	347	707	326	321
15 acres..	34,737	9,302	6,228	3,656	8,088	4,084	3,379
16 bales..	14,740	3,653	2,541	1,600	3,507	1,787	1,652
17 Tobacco harvested.....multiple units reporting..							
18 subunits reporting..							
19 acres..							
20 pounds..							
21 Rice harvested.....multiple units reporting..	(*)	(*)	(*)	(*)	(*)	(*)	(*)
22 subunits reporting..							
23 acres..							
24 bushels..							
25 Peanuts harvested for picking or threshing.....multiple units reporting..	22	11	5	2	3		1
26 subunits reporting..	30	14	7	2	5		2
27 acres..	17	8	5	1	3		
28 pounds..	6,744	3,087	2,140	340	1,100		77
29 Horses and mules.....multiple units reporting..	1,328	782	249	119	141	30	7
30 number..	7,364	2,761	1,272	810	1,478	593	450
<b>Landlord-tenant operations containing multiple units:</b>							
31 All subunits including home farm.....number..	6,492	2,356	1,072	662	1,218	583	601
32 Land in all subunits including home farm.....acres..	739,041	255,510	149,909	75,059	147,310	61,310	49,943
33 Owned by operator of multiple unit.....acres..	646,290	222,815	126,604	64,423	133,069	51,682	47,697
34 Rented by operator of multiple unit.....acres..	92,751	32,695	23,305	10,636	14,241	9,628	2,246
35 Subunits not included in multiple units.....operators reporting..	501	251	98	49	71	25	7
36 number..	1,895	688	259	170	309	210	259
37 Share tenants.....number..	1,299	412	179	104	234	148	222
38 Other tenants, not croppers nor share tenants.....number..	596	276	80	66	75	62	37
39 Land in subunits not included in multiple units.....acres..	56,630	16,910	10,048	5,880	9,727	5,306	8,759

\*Not available.

Economic Area Table 5.—MULTIPLE-UNIT OPERATIONS, BY NUMBER OF SUBUNITS: CENSUS OF 1950—Continued

[Data for units, land in units, and number of horses and mules relate to April 1, 1950; those for cropland harvested and crops harvested relate to 1949]

Item (For definitions and explanations, see text)	Area 4						
	Total	Number of subunits					
		2	3	4	5 to 9	10 to 19	20 and over
1 Multiple-unit operations.....number..	2,155	1,493	395	133	117	14	3
2 Subunits in multiple-unit operations.....total number..	5,688	2,986	1,185	532	722	178	85
3 Home farms.....number..	2,062	1,427	380	127	111	14	3
4 Cropper farms.....number..	3,626	1,559	805	405	611	164	82
5 Land in multiple-unit operations.....total acres..	515,955	251,750	104,900	54,085	74,857	14,708	15,655
6 Home farms.....acres..	411,758	206,640	82,434	41,017	57,444	10,815	13,408
7 Cropper farms.....acres..	104,197	45,110	22,466	13,068	17,413	3,893	2,247
8 Cropland harvested.....total acres..	157,039	73,744	32,882	15,743	25,042	6,833	2,795
9 Corn harvested for grain.....multiple units reporting..	2,072	1,427	383	128	117	14	3
10 subunits reporting..	4,632	2,441	953	428	598	136	76
11 acres..	60,228	28,860	11,928	5,676	9,277	3,205	1,282
12 Cotton harvested.....bushels..	1,413,820	685,644	292,253	137,012	205,720	63,070	30,121
13 multiple units reporting..	2,103	1,445	391	133	117	14	3
14 subunits reporting..	4,823	2,463	994	462	654	168	82
15 acres..	63,492	28,918	13,299	6,572	10,187	3,130	1,386
16 Tobacco harvested.....bales..	34,943	15,097	7,490	3,696	5,953	1,944	763
17 multiple units reporting..							
18 subunits reporting..							
19 acres..							
20 pounds..							
21 Rice harvested.....multiple units reporting..	(*)	(*)	(*)	(*)	(*)	(*)	(*)
22 subunits reporting..							
23 acres..							
24 bushels..							
25 Peanuts harvested for picking or threshing.....multiple units reporting..	35	26	7	2			
26 subunits reporting..	38	28	8	2			
27 acres..	40	28	10	2			
28 pounds..	12,101	9,736	1,945	420			
29 Horses and mules.....multiple units reporting..	1,936	1,324	366	123	106	14	3
30 number..	8,884	4,713	1,850	855	1,125	208	133
Landlord-tenant operations containing multiple units:							
31 All subunits including home farm.....number..	7,423	3,934	1,456	727	899	226	181
32 Land in all subunits including home farm.....acres..	589,339	291,470	115,704	62,374	82,738	17,924	18,923
33 Owned by operator of multiple unit.....acres..	506,647	257,225	99,993	55,530	61,428	15,073	17,398
34 Rented by operator of multiple unit.....acres..	82,686	34,245	15,711	7,044	21,310	2,851	1,525
35 Subunits not included in multiple units.....operators reporting..	775	509	135	56	62	11	2
36 number..	1,735	948	271	195	177	48	96
37 Share tenants.....number..	1,439	806	214	158	138	32	91
38 Other tenants, not croppers nor share tenants.....number..	296	142	57	37	39	16	5
39 Land in subunits not included in multiple units.....acres..	73,378	39,720	10,804	8,489	7,881	3,216	3,268

Item (For definitions and explanations, see text)	Area 5						
	Total	Number of subunits					
		2	3	4	5 to 9	10 to 19	20 and over
1 Multiple-unit operations.....number..	2,325	1,291	463	233	262	56	20
2 Subunits in multiple-unit operations.....total number..	7,896	2,582	1,389	932	1,655	726	612
3 Home farms.....number..	2,217	1,230	451	220	241	55	20
4 Cropper farms.....number..	5,679	1,352	938	712	1,414	671	592
5 Land in multiple-unit operations.....total acres..	783,357	218,117	143,648	94,322	163,359	92,918	70,993
6 Home farms.....acres..	645,473	181,049	119,871	75,381	130,151	79,053	59,968
7 Cropper farms.....acres..	137,884	37,068	23,777	18,941	33,208	13,865	11,025
8 Cropland harvested.....total acres..	263,214	72,574	46,999	31,384	58,292	30,931	23,034
9 Corn harvested for grain.....multiple units reporting..	2,199	1,204	444	224	253	54	20
10 subunits reporting..	6,371	2,060	1,083	759	1,374	583	512
11 acres..	74,780	23,714	13,653	9,733	16,057	6,196	5,427
12 Cotton harvested.....bushels..	1,586,005	496,804	300,094	207,110	337,996	144,250	99,751
13 multiple units reporting..	2,217	1,208	449	227	258	55	20
14 subunits reporting..	6,517	1,999	1,102	760	1,432	640	584
15 acres..	86,418	24,286	15,923	10,522	18,322	8,647	8,718
16 Tobacco harvested.....bales..	39,431	11,226	6,839	4,426	8,529	4,052	4,359
17 multiple units reporting..							
18 subunits reporting..							
19 acres..							
20 pounds..							
21 Rice harvested.....multiple units reporting..	(*)	(*)	(*)	(*)	(*)	(*)	(*)
22 subunits reporting..							
23 acres..							
24 bushels..							
25 Peanuts harvested for picking or threshing.....multiple units reporting..	70	41	12	6	9	2	
26 subunits reporting..	100	45	15	13	24	3	
27 acres..	101	51	12	11	24	3	
28 pounds..	33,536	18,190	4,575	2,923	7,248	600	
29 Horses and mules.....multiple units reporting..	2,057	1,110	421	214	239	54	19
30 number..	13,878	4,441	2,476	1,605	2,967	1,271	1,118
Landlord-tenant operations containing multiple units:							
31 All subunits including home farm.....number..	10,389	3,478	1,823	1,180	2,105	980	823
32 Land in all subunits including home farm.....acres..	865,448	242,596	157,473	104,755	184,711	100,804	75,109
33 Owned by operator of multiple unit.....acres..	715,946	200,007	129,817	86,161	155,210	83,480	65,271
34 Rented by operator of multiple unit.....acres..	149,502	42,589	31,656	18,594	29,501	17,324	9,838
35 Subunits not included in multiple units.....operators reporting..	883	421	185	83	139	39	16
36 number..	2,493	896	434	248	450	254	211
37 Share tenants.....number..	1,618	886	225	186	278	158	185
38 Other tenants, not croppers nor share tenants.....number..	875	310	209	62	172	96	26
39 Land in subunits not included in multiple units.....acres..	82,091	24,479	13,825	10,433	21,352	7,886	4,116

\* Not available.



MULTIPLE-UNIT OPERATIONS

Economic Area Table 5.—MULTIPLE-UNIT OPERATIONS, BY NUMBER OF SUBUNITS: CENSUS OF 1950—Continued

[Data for units, land in units, and number of horses and mules relate to April 1, 1950; those for cropland harvested and crops harvested relate to 1949]

Item (For definitions and explanations, see text)	Area 6a						
	Total	Number of subunits					
		2	3	4	5 to 9	10 to 19	20 and over
1 Multiple-unit operations.....number..	3,901	2,679	773	232	193	19	5
2 Subunits in multiple-unit operations.....total number..	10,044	5,358	2,319	928	1,098	223	118
3 Home farms.....number..	3,789	2,595	755	229	188	17	5
4 Cropper farms.....number..	6,255	2,763	1,564	699	910	206	113
5 Land in multiple-unit operations.....total acres..	844,310	420,556	192,835	81,179	107,628	29,749	12,363
6 Home farms.....acres..	680,723	345,585	151,942	64,584	83,748	24,828	10,036
7 Cropper farms.....acres..	163,587	74,971	40,893	16,595	23,880	4,921	2,327
8 Cropland harvested.....total acres..	237,031	115,984	55,283	24,005	31,524	6,466	3,769
9 Corn harvested for grain.....multiple units reporting..	3,786	2,586	759	226	191	19	5
10 subunits reporting..	8,281	4,399	1,903	763	910	191	115
11 acres..	103,972	52,468	24,405	9,918	12,882	2,667	1,632
12 bushels..	1,915,916	992,903	450,973	178,513	223,859	38,895	30,773
13 Cotton harvested.....multiple units reporting..	3,707	2,497	764	229	193	19	5
14 subunits reporting..	7,791	3,949	1,826	757	939	205	115
15 acres..	91,086	42,200	21,907	9,835	12,520	3,009	1,615
16 bales..	35,848	16,084	8,646	3,884	5,173	1,435	626
17 Tobacco harvested.....multiple units reporting..	(*)	(*)	(*)	(*)	(*)	(*)	(*)
18 subunits reporting..	(*)	(*)	(*)	(*)	(*)	(*)	(*)
19 acres..	(*)	(*)	(*)	(*)	(*)	(*)	(*)
20 pounds..	(*)	(*)	(*)	(*)	(*)	(*)	(*)
21 Rice harvested.....multiple units reporting..	(*)	(*)	(*)	(*)	(*)	(*)	(*)
22 subunits reporting..	(*)	(*)	(*)	(*)	(*)	(*)	(*)
23 acres..	(*)	(*)	(*)	(*)	(*)	(*)	(*)
24 bushels..	(*)	(*)	(*)	(*)	(*)	(*)	(*)
25 Peanuts harvested for picking or threshing.....multiple units reporting..	76	50	12	8	5	.....	1
26 subunits reporting..	98	61	14	13	9	.....	1
27 acres..	102	75	12	9	6	.....	.....
28 pounds..	37,282	22,384	7,045	2,978	4,625	.....	250
29 Horses and mules.....multiple units reporting..	3,682	2,502	745	229	186	16	4
30 number..	14,403	7,647	3,275	1,375	1,653	270	183
Landlord-tenant operations containing multiple units:							
31 All subunits including home farm.....number..	11,604	6,221	2,664	1,067	1,253	262	137
32 Land in all subunits including home farm.....acres..	894,525	443,203	205,281	87,330	114,887	30,854	12,970
33 Owned by operator of multiple unit.....acres..	820,196	410,031	189,811	79,458	103,295	27,081	10,520
34 Rented by operator of multiple unit.....acres..	74,329	33,172	15,470	7,872	11,592	3,773	2,450
35 Subunits not included in multiple units.....operators reporting..	894	553	193	71	64	10	3
36 number..	1,560	863	345	139	155	39	19
37 Share tenants.....number..	936	477	215	89	113	26	16
38 Other tenants, not croppers nor share tenants.....number..	624	386	130	50	42	13	3
39 Land in subunits not included in multiple units.....acres..	50,215	22,647	12,446	6,151	7,259	1,105	607

Item (For definitions and explanations, see text)	Area 6b						
	Total	Number of subunits					
		2	3	4	5 to 9	10 to 19	20 and over
1 Multiple-unit operations.....number..	1,617	1,135	314	94	66	8	.....
2 Subunits in multiple-unit operations.....total number..	4,077	2,270	942	376	383	106	.....
3 Home farms.....number..	1,557	1,091	303	92	64	7	.....
4 Cropper farms.....number..	2,520	1,179	639	284	319	99	.....
5 Land in multiple-unit operations.....total acres..	427,878	226,969	91,964	41,443	54,219	13,083	.....
6 Home farms.....acres..	359,509	194,996	74,765	34,151	46,141	9,456	.....
7 Cropper farms.....acres..	68,169	31,973	17,199	7,292	8,078	3,627	.....
8 Cropland harvested.....total acres..	99,991	51,547	23,592	9,845	12,385	2,622	.....
9 Corn harvested for grain.....multiple units reporting..	1,577	1,101	310	93	65	8	.....
10 subunits reporting..	3,429	1,903	799	322	322	83	.....
11 acres..	46,561	25,291	10,928	4,422	4,853	1,067	.....
12 bushels..	936,132	505,701	223,919	87,280	96,081	23,151	.....
13 Cotton harvested.....multiple units reporting..	1,483	1,024	295	91	65	8	.....
14 subunits reporting..	3,042	1,613	721	285	333	90	.....
15 acres..	32,398	15,794	7,979	3,315	4,184	1,126	.....
16 bales..	12,649	6,006	3,016	1,299	1,777	551	.....
17 Tobacco harvested.....multiple units reporting..	(*)	(*)	(*)	(*)	(*)	(*)	(*)
18 subunits reporting..	(*)	(*)	(*)	(*)	(*)	(*)	(*)
19 acres..	(*)	(*)	(*)	(*)	(*)	(*)	(*)
20 pounds..	(*)	(*)	(*)	(*)	(*)	(*)	(*)
21 Rice harvested.....multiple units reporting..	(*)	(*)	(*)	(*)	(*)	(*)	(*)
22 subunits reporting..	(*)	(*)	(*)	(*)	(*)	(*)	(*)
23 acres..	(*)	(*)	(*)	(*)	(*)	(*)	(*)
24 bushels..	(*)	(*)	(*)	(*)	(*)	(*)	(*)
25 Peanuts harvested for picking or threshing.....multiple units reporting..	90	67	12	7	4	.....	.....
26 subunits reporting..	118	79	18	10	11	.....	.....
27 acres..	111	73	19	13	6	.....	.....
28 pounds..	41,593	30,183	3,870	3,135	4,405	.....	.....
29 Horses and mules.....multiple units reporting..	1,501	1,043	295	91	65	7	.....
30 number..	5,953	3,211	1,316	674	613	139	.....
Landlord-tenant operations containing multiple units:							
31 All subunits including home farm.....number..	4,860	2,715	1,068	444	507	126	.....
32 Land in all subunits including home farm.....acres..	466,014	242,052	100,543	44,174	65,421	13,824	.....
33 Owned by operator of multiple unit.....acres..	429,784	223,284	94,892	38,860	60,699	12,049	.....
34 Rented by operator of multiple unit.....acres..	36,230	18,768	5,651	5,314	4,722	1,775	.....
35 Subunits not included in multiple units.....operators reporting..	434	294	79	31	24	6	.....
36 number..	783	445	126	68	124	20	.....
37 Share tenants.....number..	431	250	67	44	63	7	.....
38 Other tenants, not croppers nor share tenants.....number..	352	195	59	24	61	13	.....
39 Land in subunits not included in multiple units.....acres..	38,336	15,083	8,579	2,731	11,202	741	.....

\* Not available.

Economic Area Table 5.—MULTIPLE-UNIT OPERATIONS, BY NUMBER OF SUBUNITS: CENSUS OF 1950—Continued

[Data for units, land in units, and number of horses and mules relate to April 1, 1950; those for cropland harvested and crops harvested relate to 1949]

	Item (For definitions and explanations, see text)	Areas 7 and 8					
		Total	Number of subunits				
			2	3	4	5 to 9	10 to 19
1	Multiple-unit operations.....number..	99	86	10	3	.....	.....
2	Subunits in multiple-unit operations.....total number..	214	172	30	12	.....	.....
3	Home farms.....number..	95	83	9	3	.....	.....
4	Cropper farms.....number..	119	89	21	9	.....	.....
5	Land in multiple-unit operations.....total acres..	23,677	17,973	4,989	715	.....	.....
6	Home farms.....acres..	19,489	14,703	4,315	471	.....	.....
7	Cropper farms.....acres..	4,188	3,270	674	244	.....	.....
8	Cropland harvested.....total acres..	4,950	3,953	763	234	.....	.....
9	Corn harvested for grain.....multiple units reporting..	91	79	10	2	.....	.....
10	subunits reporting..	146	117	22	7	.....	.....
11	acres..	2,267	1,773	365	129	.....	.....
12	bushels..	45,894	36,897	6,522	2,475	.....	.....
13	Cotton harvested.....multiple units reporting..	58	47	9	2	.....	.....
14	subunits reporting..	85	66	13	6	.....	.....
15	acres..	751	578	136	37	.....	.....
16	bales..	392	281	89	22	.....	.....
17	Tobacco harvested.....multiple units reporting..					.....	.....
18	subunits reporting..					.....	.....
19	acres..					.....	.....
20	pounds..					.....	.....
21	Rice harvested.....multiple units reporting..	(*)	(*)	(*)	(*)	(*)	(*)
22	subunits reporting..						
23	acres..						
24	bushels..						
25	Peanuts harvested for picking or threshing.....multiple units reporting..	4	3	1	.....	.....	.....
26	subunits reporting..	5	3	2	.....	.....	.....
27	acres..	11	1	10	.....	.....	.....
28	pounds..	10,725	3,425	7,300	.....	.....	.....
29	Horses and mules.....multiple units reporting..	75	64	10	1	.....	.....
30	number..	184	148	33	3	.....	.....
	Landlord-tenant operations containing multiple units:						
31	All subunits including home farm.....number..	226	181	32	13	.....	.....
32	Land in all subunits including home farm.....acres..	24,015	18,238	5,037	740	.....	.....
33	Owned by operator of multiple unit.....acres..	22,768	17,367	4,761	640	.....	.....
34	Rented by operator of multiple unit.....acres..	1,247	871	276	100	.....	.....
35	Subunits not included in multiple units.....operators reporting..	11	8	2	1	.....	.....
36	number..	12	9	2	1	.....	.....
37	Share tenants.....number..	3	1	1	1	.....	.....
38	Other tenants, not croppers nor share tenants.....number..	9	8	1	.....	.....	.....
39	Land in subunits not included in multiple units.....acres..	338	265	48	25	.....	.....

\* Not available.

MULTIPLE-UNIT OPERATIONS

Economic Area Table 6.—MULTIPLE-UNIT OPERATIONS, BY KIND OF TENANTS IN LANDLORD-TENANT OPERATION: CENSUS OF 1950

[Data for units, land in units, and number of horses and mules relate to April 1, 1950; those for cropland harvested and crops harvested relate to 1949]

Item (For definitions and explanations, see text)	The State				Area 1			
	Total	Kind of tenant in landlord-tenant operation			Total	Kind of tenant in landlord-tenant operation		
		Croppers only	Croppers, share, and/or other tenants only	Croppers and tenants other than share tenants only		Croppers only	Croppers, share, and/or other tenants only	Croppers and tenants other than share tenants only
1 Multiple-unit operations..... number..	20,904	14,146	4,750	2,008	5,259	3,636	1,070	553
2 Subunits in multiple-unit operations..... total number..	97,256	54,483	32,027	10,746	46,767	24,366	16,592	5,809
3 Home farms..... number..	19,864	13,500	4,454	1,910	4,929	3,406	1,003	520
4 Cropper farms..... number..	77,392	40,983	27,573	8,836	41,838	20,960	15,589	5,289
5 Land in multiple-unit operations..... total acres..	7,393,925	3,593,569	2,962,194	838,162	2,455,972	1,195,238	946,657	314,077
6 Home farms..... acres..	5,897,116	2,774,876	2,448,869	673,371	1,817,418	870,896	715,093	231,429
7 Cropper farms..... acres..	1,496,809	818,693	513,325	164,791	638,554	324,342	231,564	82,648
8 Cropland harvested..... total acres..	2,911,275	1,531,536	1,052,031	327,708	1,547,292	774,847	574,660	197,785
9 Corn harvested for grain..... multiple units reporting..	19,100	12,877	4,407	1,816	4,179	2,821	909	449
10 Subunits reporting..... subunits reporting..	62,308	35,479	20,559	6,270	23,069	11,598	8,737	2,714
11 acres..	660,744	371,956	224,400	64,388	189,565	93,077	74,481	22,007
12 bushels..	13,412,760	7,606,684	4,536,809	1,269,267	4,142,027	2,037,747	1,627,772	476,508
13 Cotton harvested..... multiple units reporting..	19,977	13,506	4,589	1,882	5,198	3,589	1,062	547
14 subunits reporting..... subunits reporting..	86,378	47,724	29,219	9,435	45,217	23,393	16,203	5,621
15 acres..	1,545,325	834,868	531,273	179,184	1,004,952	525,078	350,216	129,658
16 bales..	970,838	515,412	338,835	116,591	704,762	365,685	248,141	90,937
17 Tobacco harvested..... multiple units reporting..								
18 subunits reporting..... subunits reporting..								
19 acres..								
20 pounds..	(*)	(*)	(*)	(*)	(*)	(*)	(*)	(*)
21 Rice harvested..... multiple units reporting..								
22 subunits reporting..... subunits reporting..								
23 acres..								
24 bushels..								
25 Peanuts harvested for picking or threshing...multiple units reporting..	365	260	67	38	6	3	3	.....
26 subunits reporting..... subunits reporting..	471	324	95	52	7	3	4	.....
27 acres..	449	302	99	48	7	4	3	.....
28 pounds..	162,271	115,340	27,314	19,617	3,635	2,260	1,375	.....
29 Horses and mules..... multiple units reporting..	17,991	12,160	4,123	1,708	3,731	2,500	834	397
30 number..	104,656	66,659	36,937	11,060	27,120	13,228	10,543	3,349
Landlord-tenant operations containing multiple units:								
31 All subunits including home farm..... number..	117,511	54,483	48,871	14,157	52,503	24,366	21,238	6,899
32 Land in all subunits including home farm..... acres..	8,179,417	3,593,569	3,610,432	975,410	2,686,573	1,195,238	1,127,714	363,621
33 Owned by operator of multiple unit..... acres..	6,459,211	2,744,586	2,935,007	779,624	1,933,998	789,938	674,609	269,402
34 Rented by operator of multiple unit..... acres..	1,720,194	848,983	675,425	195,786	752,575	405,251	253,105	94,219
35 Subunits not included in multiple units..... operators reporting..	6,758	4,750	2,008	2,008	1,623	.....	1,070	553
36 number..	20,255	16,844	3,411	5,736	.....	.....	4,646	1,090
37 Share tenants..... number..	13,363	13,363	.....	.....	3,685	.....	3,685	.....
38 Other tenants, not croppers nor share tenants..... number..	6,892	3,481	3,411	2,051	.....	.....	961	1,090
39 Land in subunits not included in multiple units..... acres..	785,486	.....	648,238	137,248	230,601	.....	181,057	49,544

\* Not available.

Economic Area Table 6.—MULTIPLE-UNIT OPERATIONS, BY KIND OF TENANTS IN LANDLORD-TENANT OPERATION: CENSUS OF 1950—Continued

[Data for units, land in units, and number of horses and mules relate to April 1, 1950; those for cropland harvested and crops harvested relate to 1949]

Item (For definitions and explanations, see text)	Area 4				Area 5			
	Total	Kind of tenant in landlord-tenant operation			Total	Kind of tenant in landlord-tenant operation		
		Croppers only	Croppers, share, and/or other tenants only	Croppers and tenants other than share tenants only		Croppers only	Croppers, share, and/or other tenants only	Croppers and tenants other than share tenants only
1 Multiple-unit operations.....number..	2,155	1,380	635	140	2,325	1,442	634	249
2 Subunits in multiple-unit operations.....total number..	5,688	3,449	1,864	375	7,896	4,280	2,762	854
3 Home farms.....number..	2,062	1,332	596	134	2,217	1,391	591	235
4 Cropper farms.....number..	3,626	2,117	1,268	241	5,679	2,889	2,171	619
5 Land in multiple-unit operations.....total acres..	515,955	261,668	222,054	32,233	783,357	331,825	354,084	97,448
6 Home farms.....acres..	411,758	203,237	183,974	24,527	645,473	260,839	302,297	82,317
7 Cropper farms.....acres..	104,197	58,431	38,080	7,706	137,884	70,986	51,787	15,131
8 Cropland harvested.....total acres..	157,039	91,633	56,001	9,405	263,214	127,143	108,305	27,766
9 Corn harvested for grain.....multiple units reporting..	2,072	1,331	608	133	2,199	1,377	595	227
10 Subunits reporting.....acres..	4,632	2,867	1,473	292	6,371	3,522	2,182	667
11 bushels..	60,228	35,099	21,546	3,623	74,780	39,973	27,363	7,444
12 Cotton harvested.....multiple units reporting..	1,413,820	864,377	469,635	79,808	1,586,005	837,357	604,395	144,253
13 subunits reporting.....acres..	2,103	1,353	616	134	2,217	1,381	603	233
14 bushels..	4,823	2,979	1,539	305	6,517	3,539	2,299	679
15 Tobacco harvested.....multiple units reporting..	63,492	38,052	21,532	3,908	86,418	45,333	32,911	8,174
16 subunits reporting.....acres..	34,943	20,879	11,930	2,134	39,431	20,479	15,103	3,849
17 pounds..	(*)	(*)	(*)	(*)	(*)	(*)	(*)	(*)
18 Rice harvested.....multiple units reporting..	(*)	(*)	(*)	(*)	(*)	(*)	(*)	(*)
19 subunits reporting.....acres..	(*)	(*)	(*)	(*)	(*)	(*)	(*)	(*)
20 bushels..	(*)	(*)	(*)	(*)	(*)	(*)	(*)	(*)
21 Peanuts harvested for picking or threshing.....multiple units reporting..	35	26	6	3	70	47	8	15
22 subunits reporting.....acres..	38	28	7	4	100	61	13	26
23 bushels..	40	28	7	5	101	56	23	22
24 Horses and mules.....multiple units reporting..	12,101	6,545	636	4,920	33,536	16,859	10,099	6,578
25 subunits reporting.....number..	1,936	1,254	563	119	2,057	1,287	548	222
26 number..	8,884	5,126	3,201	557	13,878	6,964	5,279	1,635
27 Landlord-tenant operations containing multiple units:								
28 All subunits including home farm.....number..	7,423	3,449	3,428	546	10,389	4,280	4,817	1,292
29 Land in all subunits including home farm.....acres..	589,333	261,668	291,020	36,645	865,448	331,825	418,483	115,140
30 Owned by operator of multiple unit.....acres..	506,647	218,309	255,072	33,266	715,946	257,966	358,681	99,299
31 Rented by operator of multiple unit.....acres..	82,686	43,359	35,948	3,379	149,502	73,859	59,802	15,841
32 Subunits not included in multiple units.....operators reporting..	775	.....	635	140	883	.....	634	249
33 number..	1,735	.....	1,564	171	2,493	.....	2,055	438
34 Share tenants.....number..	1,439	.....	1,439	.....	1,618	.....	1,618	.....
35 Other tenants, not croppers nor share tenants.....number..	296	.....	125	171	875	.....	437	438
36 Land in subunits not included in multiple units.....acres..	73,378	.....	68,966	4,412	82,091	.....	64,399	17,692
37								
38								
39								

\* Not available.

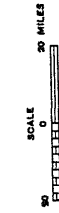
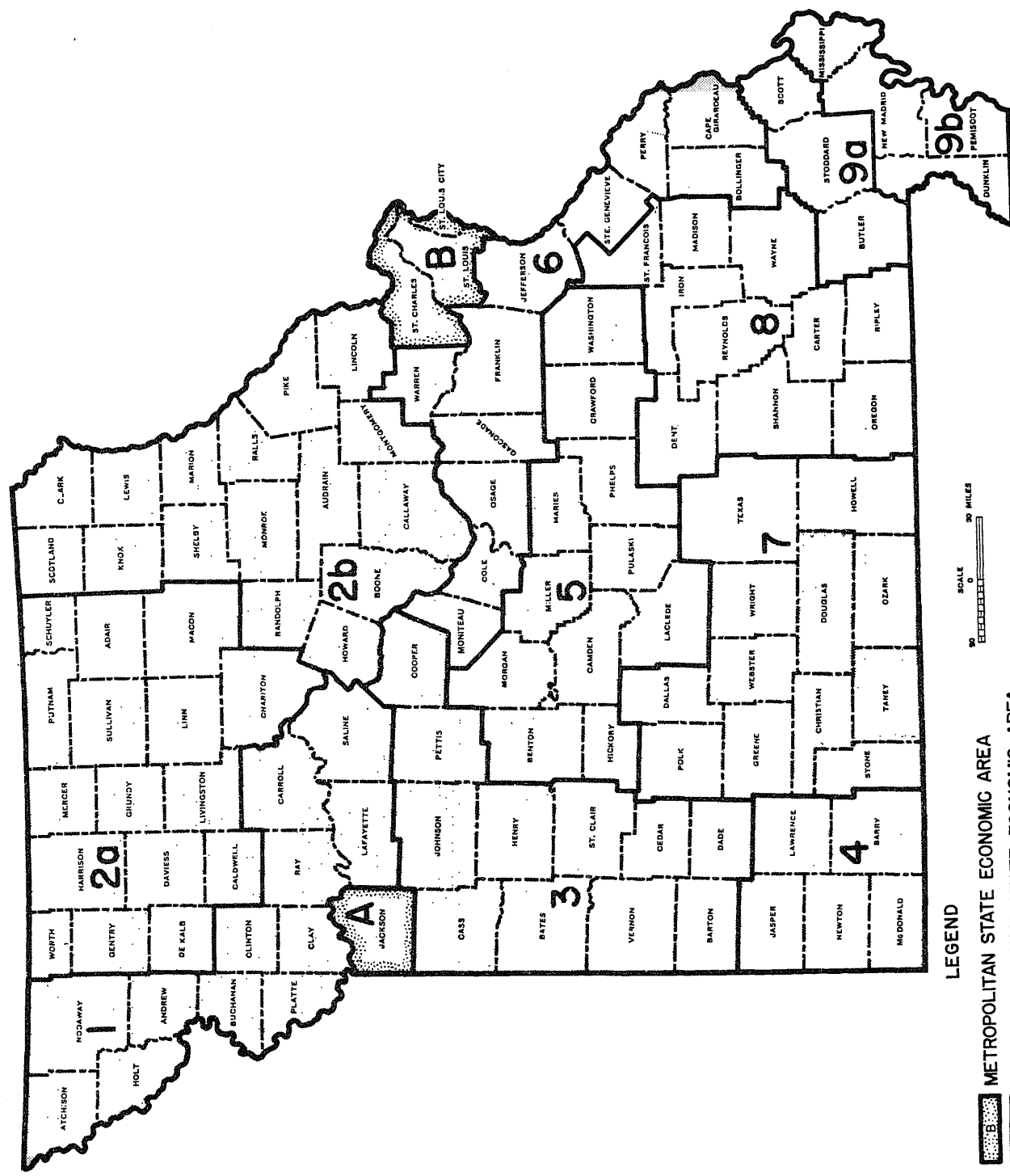
## MULTIPLE-UNIT OPERATIONS

Economic Area Table 6.—MULTIPLE-UNIT OPERATIONS, BY KIND OF TENANTS IN LANDLORD-TENANT OPERATION:  
CENSUS OF 1950—Continued

[Data for units, land in units, and number of horses and mules relate to April 1, 1950; those for cropland harvested and crops harvested relate to 1949]

Item (For definitions and explanations, see text)	Areas 7 and 8			
	Total	Kind of tenant in landlord-tenant operation		
		Croppers only	Croppers, share, and/or other tenants only	Croppers and tenants other than share tenants only
1 Multiple-unit operations.....number..	99	88	3	8
2 Subunits in multiple-unit operations.....total number..	214	188	9	17
3 Home farms.....number..	95	85	3	7
4 Cropper farms.....number..	119	103	6	10
5 Land in multiple-unit operations.....total acres..	23,677	19,168	599	3,910
6 Home farms.....acres..	19,489	15,464	444	3,581
7 Cropper farms.....acres..	4,188	3,704	155	329
8 Cropland harvested.....total acres..	4,950	4,198	249	503
9 Corn harvested for grain.....multiple units reporting..	91	81	3	7
10 subunits reporting..	146	127	7	12
11 acres..	2,267	2,024	111	132
12 bushels..	45,894	40,604	2,310	2,980
13 Cotton harvested.....multiple units reporting..	58	53	3	2
14 subunits reporting..	85	75	7	3
15 acres..	751	672	52	27
16 bales..	392	333	40	19
17 Peanuts harvested for picking or threshing.....multiple units reporting..	4	4	.....	.....
18 subunits reporting..	5	5	.....	.....
19 acres..	11	11	.....	.....
20 pounds..	10,725	10,725	.....	.....
21 Horses and mules.....multiple units reporting..	75	65	3	7
22 number..	184	165	7	12
Landlord-tenant operations containing multiple units:				
23 All subunits including home farm.....number..	226	188	12	26
24 Land in all subunits including home farm.....acres..	24,015	19,168	718	4,129
25 Owned by operator of multiple unit.....acres..	22,768	18,562	377	3,829
26 Rented by operator of multiple unit.....acres..	1,247	606	341	300
27 Subunits not included in multiple units.....operators reporting..	11	.....	3	8
28 number..	12	.....	3	9
29 Share tenants.....number..	3	.....	3	.....
30 Other tenants, not croppers nor share tenants.....number..	9	.....	.....	9
31 Land in subunits not included in multiple units.....acres..	338	.....	119	219

# MISSOURI State Economic Areas



**LEGEND**

- METROPOLITAN STATE ECONOMIC AREA
- NONMETROPOLITAN STATE ECONOMIC AREA
- NOT IN MULTIPLE-UNIT AREA

County Table 1.--MULTIPLE-UNIT OPERATIONS: CENSUS OF 1950

[Data for farm units, land in farms, and number of horses and mules relate to April 1, 1950; those for cropland harvested and crops harvested relate to 1949]

Item (For definitions and explanations, see text)		Total, selected counties	Butler	Dunklin	Mississippi
1	All farms.....number..	21,774	3,480	3,312	1,879
2	Land in farms.....acres..	2,112,668	281,095	300,785	216,188
3	Cropland harvested.....acres..	1,449,580	97,606	232,192	166,454
4	Corn harvested for grain.....farms reporting..	12,580	2,016	2,222	960
5	.....acres..	322,178	32,918	41,014	47,990
6	.....bushels..	9,286,470	697,006	886,779	1,664,064
7	Cotton harvested.....farms reporting..	15,673	1,730	2,940	1,506
8	.....acres..	583,956	26,005	136,014	43,164
9	.....bales..	468,028	18,707	107,262	41,600
10	Tobacco harvested.....farms reporting..	6	5	.....	.....
11	.....acres..	8	8	.....	.....
12	.....pounds..	6,506	6,431	.....	.....
13	Horses and mules.....farms reporting..	9,561	2,376	1,206	637
14	.....number..	24,761	5,526	2,766	2,269
15	Multiple-unit operations.....number..	1,981	42	165	301
16	Subunits in multiple-unit operations.....number..	6,433	88	399	1,127
17	Home farms.....number..	1,828	42	150	271
18	Cropper farms.....number..	4,605	46	249	856
19	Land owned by landlord.....acres..	383,576	6,896	35,202	90,206
20	Land rented from others by landlord.....acres..	325,442	1,620	14,241	56,297
21	Land in units.....acres..	592,313	7,606	34,675	127,443
22	Home farms.....acres..	455,237	5,885	25,624	101,045
23	Cropper farms.....acres..	137,076	1,721	9,051	26,398
24	Cropland harvested.....acres..	460,173	3,529	25,606	95,973
25	Corn harvested for grain.....units reporting..	1,590	33	126	260
26	.....subunits reporting..	2,302	49	182	409
27	.....acres..	83,858	961	3,885	25,963
28	.....bushels..	2,623,272	20,595	89,775	951,822
29	Cotton harvested.....units reporting..	1,899	37	157	286
30	.....subunits reporting..	5,502	61	343	928
31	.....acres..	193,430	1,399	14,019	25,611
32	.....bales..	161,501	1,091	12,127	25,266
33	Tobacco harvested.....units reporting..	.....	.....	.....	.....
34	.....subunits reporting..	.....	.....	.....	.....
35	.....acres..	.....	.....	.....	.....
36	.....pounds..	.....	.....	.....	.....
37	Horses and mules.....units reporting..	1,044	24	76	193
38	.....number..	3,951	68	264	957
39	Farms not in multiple units.....number..	15,341	3,392	2,913	752
40	Land in farms.....acres..	1,520,355	273,489	266,110	88,745

Item (For definitions and explanations, see text)		New Madrid	Pemiscot	Scott	Stoddard
1	All farms.....number..	3,857	3,347	1,838	4,061
2	Land in farms.....acres..	343,647	272,222	246,552	452,179
3	Cropland harvested.....acres..	290,709	227,576	167,133	267,910
4	Corn harvested for grain.....farms reporting..	1,965	1,336	1,238	2,843
5	.....acres..	51,852	17,830	48,234	62,340
6	.....bushels..	1,462,938	406,133	1,726,803	2,442,687
7	Cotton harvested.....farms reporting..	3,412	3,077	2,080	2,080
8	.....acres..	137,977	149,145	28,928	62,989
9	.....bales..	109,422	117,046	23,371	50,620
10	Tobacco harvested.....farms reporting..	.....	.....	.....	1
11	.....acres..	.....	.....	.....	(1)
12	.....pounds..	.....	.....	.....	75
13	Horses and mules.....farms reporting..	1,131	940	915	2,356
14	.....number..	3,184	2,405	2,495	6,116
15	Multiple-unit operations.....number..	625	434	185	229
16	Subunits in multiple-unit operations.....number..	2,131	1,489	592	607
17	Home farms.....number..	583	395	174	213
18	Cropper farms.....number..	1,548	1,094	418	394
19	Land owned by landlord.....acres..	83,034	75,833	54,080	38,325
20	Land rented from others by landlord.....acres..	107,824	61,807	46,302	37,351
21	Land in units.....acres..	176,441	105,705	76,113	64,330
22	Home farms.....acres..	129,764	80,371	60,136	52,412
23	Cropper farms.....acres..	46,677	25,334	15,977	11,918
24	Cropland harvested.....acres..	146,563	87,932	55,646	44,924
25	Corn harvested for grain.....units reporting..	529	274	173	195
26	.....subunits reporting..	770	364	250	278
27	.....acres..	25,398	5,846	12,714	9,091
28	.....bushels..	702,909	137,901	459,963	260,307
29	Cotton harvested.....units reporting..	608	430	175	206
30	.....subunits reporting..	1,826	1,359	499	486
31	.....acres..	66,294	52,293	16,344	17,470
32	.....bales..	54,040	41,480	13,859	13,638
33	Tobacco harvested.....units reporting..	.....	.....	.....	.....
34	.....subunits reporting..	.....	.....	.....	.....
35	.....acres..	.....	.....	.....	.....
36	.....pounds..	.....	.....	.....	.....
37	Horses and mules.....units reporting..	201	212	111	127
38	.....number..	1,086	707	419	450
39	Farms not in multiple units.....number..	1,726	1,858	1,246	3,454
40	Land in farms.....acres..	167,206	166,517	170,439	387,849

<sup>1</sup>Reported in small fractions.

## MULTIPLE-UNIT OPERATIONS

Economic Area Table 1.— MULTIPLE-UNIT OPERATIONS,  
[Data for units, land in units, and number of horses and mules relate to April 1, 1950;

Item (For definitions and explanations, see text)	Total, selected areas								
	Total	Size of unit							
		Under 30 acres	30 to 49 acres	50 to 69 acres	70 to 99 acres	100 to 139 acres	140 to 179 acres	180 to 219 acres	220 to 259 acres
1 Multiple-unit operations.....number..	1,981	21	58	68	186	228	311	193	181
2 Subunits in multiple-unit operations.....total number..	6,433	42	130	147	421	534	763	509	515
3 Home farms.....number..	1,828	3	25	38	165	208	302	189	175
4 Cropper farms.....number..	4,605	39	105	109	256	326	461	320	340
5 Land in multiple-unit operations.....total acres..	592,313	461	2,340	3,988	15,303	26,668	49,151	38,142	42,944
6 Home farms.....acres..	455,237	34	683	1,456	9,578	17,453	36,894	29,032	33,478
7 Cropper farms.....acres..	137,076	427	1,657	2,532	5,725	9,215	12,257	9,110	9,466
8 Cropland harvested.....total acres..	460,173	406	2,086	3,517	12,605	22,359	41,316	32,662	36,104
9 Corn harvested for grain.....multiple units reporting..	1,590	.....	21	32	131	181	262	170	168
10 subunits reporting..	2,302	.....	23	40	162	246	359	228	217
11 acres..	83,858	.....	234	532	2,304	4,242	8,030	6,557	7,155
12 bushels..	2,623,272	.....	6,050	13,589	53,532	112,174	213,571	181,312	221,971
13 Cotton harvested.....multiple units reporting..	1,899	20	52	64	179	220	299	182	174
14 subunits reporting..	5,502	36	110	119	354	456	656	427	442
15 acres..	193,430	380	1,626	2,598	7,906	11,689	19,951	13,460	15,256
16 bales..	161,501	351	1,383	2,199	6,172	9,550	16,447	11,299	12,806
17 Tobacco harvested.....multiple units reporting..	.....	.....	.....	.....	.....	.....	.....	.....	.....
18 subunits reporting..	.....	.....	.....	.....	.....	.....	.....	.....	.....
19 acres..	.....	.....	.....	.....	.....	.....	.....	.....	.....
20 pounds..	.....	.....	.....	.....	.....	.....	.....	.....	.....
21 Peanuts harvested for picking or threshing.....multiple units reporting..	.....	.....	.....	.....	.....	.....	.....	.....	.....
22 subunits reporting..	.....	.....	.....	.....	.....	.....	.....	.....	.....
23 acres..	.....	.....	.....	.....	.....	.....	.....	.....	.....
24 pounds..	.....	.....	.....	.....	.....	.....	.....	.....	.....
25 Horses and mules.....multiple units reporting..	1,044	2	19	26	81	112	169	96	92
26 number..	3,951	6	44	66	223	281	471	295	295
Landlord-tenant operations containing multiple units:									
27 All subunits including home farm.....number..	7,808	48	165	188	470	589	888	590	559
28 Land in all subunits including home farm.....acres..	709,018	679	4,730	8,817	18,620	30,640	63,192	44,233	45,509
29 Owned by operator of multiple unit.....acres..	383,976	679	4,614	8,006	11,431	15,924	31,927	23,788	18,567
30 Rented by operator of multiple unit.....acres..	325,442	.....	116	811	7,189	14,716	31,265	20,445	26,942
31 Subunits not included in multiple units..operators reporting..	419	3	13	17	30	36	40	38	31
32 number..	1,375	6	35	41	49	55	125	81	44
33 Share tenants.....number..	761	6	16	31	25	35	47	43	18
34 Other tenants, not croppers nor share tenants.....number..	614	.....	17	10	24	20	78	38	26
35 Land in subunits not included in multiple units.....acres..	116,705	218	2,390	4,829	3,317	3,972	14,041	6,091	2,565

Item (For definitions and explanations, see text)	Area 9b				
	Total	Size of unit			
		Under 30 acres	30 to 49 acres	50 to 69 acres	70 to 99 acres
1 Multiple-unit operations.....number..	1,525	18	50	53	154
2 Subunits in multiple-unit operations.....total number..	5,146	36	112	116	356
3 Home farms.....number..	1,399	1	22	30	135
4 Cropper farms.....number..	3,747	35	90	86	221
5 Land in multiple-unit operations.....total acres..	444,264	393	2,045	3,103	12,702
6 Home farms.....acres..	336,804	10	600	1,152	7,886
7 Cropper farms.....acres..	107,460	383	1,445	1,951	4,816
8 Cropland harvested.....total acres..	356,074	381	1,863	2,807	10,778
9 Corn harvested for grain.....multiple units reporting..	1,189	.....	20	20	104
10 subunits reporting..	1,725	.....	22	27	130
11 acres..	61,092	.....	218	319	1,743
12 bushels..	1,882,407	.....	5,850	8,849	39,712
13 Cotton harvested.....multiple units reporting..	1,481	18	46	52	150
14 subunits reporting..	4,456	33	97	97	308
15 acres..	158,217	355	1,451	2,120	7,018
16 bales..	132,913	334	1,211	1,804	5,469
17 Tobacco harvested.....multiple units reporting..	.....	.....	.....	.....	.....
18 subunits reporting..	.....	.....	.....	.....	.....
19 acres..	.....	.....	.....	.....	.....
20 pounds..	.....	.....	.....	.....	.....
21 Peanuts harvested for picking or threshing.....multiple units reporting..	.....	.....	.....	.....	.....
22 subunits reporting..	.....	.....	.....	.....	.....
23 acres..	.....	.....	.....	.....	.....
24 pounds..	.....	.....	.....	.....	.....
25 Horses and mules.....multiple units reporting..	782	2	17	20	67
26 number..	3,014	6	40	50	184
Landlord-tenant operations containing multiple units:					
27 All subunits including home farm.....number..	6,184	42	145	141	399
28 Land in all subunits including home farm.....acres..	524,444	611	4,383	6,286	15,406
29 Owned by operator of multiple unit.....acres..	284,275	611	4,267	5,649	8,779
30 Rented by operator of multiple unit.....acres..	240,169	.....	116	637	6,627
31 Subunits not included in multiple units..operators reporting..	309	3	12	8	25
32 number..	1,038	6	33	25	43
33 Share tenants.....number..	539	6	17	23	23
34 Other tenants, not croppers nor share tenants.....number..	499	.....	16	2	20
35 Land in subunits not included in multiple units.....acres..	80,180	218	2,338	3,183	2,704



BY SIZE OF UNIT: CENSUS OF 1950

those for cropland harvested and crops harvested relate to 1949]

Total, selected areas—Continued			Area 9a													
Size of unit—Con.			Total	Size of unit											Total	
260 to 499 acres	500 to 999 acres	1,000 acres and over		Under 30 acres	30 to 49 acres	50 to 69 acres	70 to 99 acres	100 to 139 acres	140 to 179 acres	180 to 219 acres	220 to 259 acres	260 to 499 acres	500 to 999 acres	1,000 acres and over		
474	194	67	456	3	8	15	32	44	63	38	47	133	54	19	1	
1,662	1,021	689	1,287	6	18	31	65	94	144	90	113	367	225	134	2	
466	191	66	429	2	3	8	30	39	61	37	46	131	53	19	3	
1,196	830	623	858	4	15	23	35	55	83	53	67	236	172	115	4	
167,930	128,116	117,270	148,049	68	295	885	2,601	5,174	9,910	7,519	11,106	46,111	35,907	28,479	5	
132,682	102,989	90,958	118,433	24	83	304	1,692	3,364	7,444	5,951	8,742	38,431	30,128	22,270	6	
35,248	25,127	26,312	29,616	44	212	581	909	1,810	2,466	1,562	2,364	7,680	5,779	6,209	7	
134,781	100,173	74,164	104,099	25	223	710	1,827	3,751	7,252	5,810	9,217	33,785	24,360	17,139	8	
405	164	56	401	.....	1	12	27	36	60	35	46	120	46	18	9	
600	278	149	577	.....	1	13	32	47	91	47	63	159	73	51	10	
23,862	18,905	12,037	22,766	.....	16	213	561	1,070	2,139	1,490	2,146	7,327	5,250	2,554	11	
768,451	662,094	390,528	740,865	.....	200	4,740	13,820	29,284	57,957	43,455	74,235	249,499	175,820	91,855	12	
453	192	64	418	.....	2	6	12	29	39	36	45	119	53	17	13	
1,420	891	591	1,046	.....	3	13	22	46	71	64	97	297	194	119	14	
55,107	39,238	26,259	35,213	.....	25	175	438	888	1,468	3,045	1,341	2,837	11,417	7,773	5,806	15
45,471	33,076	22,787	28,588	.....	17	172	355	703	1,175	2,519	1,100	2,376	8,856	6,331	4,984	16
.....	.....	.....	.....	.....	.....	.....	.....	.....	.....	.....	.....	.....	.....	.....	.....	17
.....	.....	.....	.....	.....	.....	.....	.....	.....	.....	.....	.....	.....	.....	.....	.....	18
.....	.....	.....	.....	.....	.....	.....	.....	.....	.....	.....	.....	.....	.....	.....	.....	19
.....	.....	.....	.....	.....	.....	.....	.....	.....	.....	.....	.....	.....	.....	.....	.....	20
.....	.....	.....	.....	.....	.....	.....	.....	.....	.....	.....	.....	.....	.....	.....	.....	21
.....	.....	.....	.....	.....	.....	.....	.....	.....	.....	.....	.....	.....	.....	.....	.....	22
.....	.....	.....	.....	.....	.....	.....	.....	.....	.....	.....	.....	.....	.....	.....	.....	23
.....	.....	.....	.....	.....	.....	.....	.....	.....	.....	.....	.....	.....	.....	.....	.....	24
.....	.....	.....	.....	.....	.....	.....	.....	.....	.....	.....	.....	.....	.....	.....	.....	25
.....	.....	.....	.....	.....	.....	.....	.....	.....	.....	.....	.....	.....	.....	.....	.....	26
1,057	688	525	937	.....	4	16	39	49	99	68	81	314	184	83	26	
.....	.....	.....	.....	.....	.....	.....	.....	.....	.....	.....	.....	.....	.....	.....	.....	27
1,918	1,329	1,064	1,624	.....	6	20	47	71	103	161	103	436	275	281	27	
194,123	153,899	144,576	184,574	.....	68	347	2,531	3,214	6,395	11,886	9,227	12,047	52,833	40,351	45,675	28
84,531	75,293	108,816	99,301	.....	68	347	2,357	2,652	3,922	6,356	6,248	23,559	17,649	30,465	29	
109,592	78,606	35,760	85,273	.....	.....	174	562	2,473	2,473	5,530	2,979	6,369	29,274	22,702	15,210	30
104	71	36	110	.....	1	9	5	6	10	10	7	32	22	8	31	
256	308	375	337	.....	2	16	6	9	17	13	8	69	50	147	32	
175	151	212	222	.....	1	8	2	5	9	8	5	48	31	105	33	
81	157	163	115	.....	1	8	4	4	8	5	3	21	19	42	34	
26,193	25,783	27,306	36,525	.....	52	1,646	613	1,221	1,976	1,714	941	6,722	4,444	17,196	35	

Area 9b—Continued							
Size of unit—Continued							Total
100 to 139 acres	140 to 179 acres	180 to 219 acres	220 to 259 acres	260 to 499 acres	500 to 999 acres	1,000 acres and over	
184	248	155	134	341	140	48	1
440	619	419	402	1,295	796	555	2
169	241	152	129	335	138	47	3
271	378	257	273	960	658	508	4
21,494	39,241	30,629	31,838	121,819	92,209	88,791	5
14,089	29,450	23,081	24,736	94,251	72,861	68,688	6
7,405	9,791	7,548	7,102	27,568	19,348	20,103	7
18,608	34,064	26,852	26,887	100,996	75,813	57,025	8
145	202	135	122	285	118	38	9
199	268	181	154	441	205	98	10
3,172	5,891	5,067	5,009	16,535	13,655	9,483	11
82,890	155,614	137,857	147,736	518,952	486,274	298,673	12
181	239	146	129	334	139	47	13
385	536	363	345	1,123	697	472	14
10,221	16,906	12,119	12,419	43,690	31,465	20,453	15
8,375	13,928	10,199	10,430	36,615	26,745	17,803	16
.....	.....	.....	.....	.....	.....	.....	17
.....	.....	.....	.....	.....	.....	.....	18
.....	.....	.....	.....	.....	.....	.....	19
.....	.....	.....	.....	.....	.....	.....	20
.....	.....	.....	.....	.....	.....	.....	21
.....	.....	.....	.....	.....	.....	.....	22
.....	.....	.....	.....	.....	.....	.....	23
.....	.....	.....	.....	.....	.....	.....	24
.....	.....	.....	.....	.....	.....	.....	25
89	129	73	66	190	97	32	24
232	372	227	214	743	504	442	25
.....	.....	.....	.....	.....	.....	.....	26
486	727	487	438	1,482	1,054	783	27
24,245	51,306	35,006	33,462	141,290	113,548	98,901	28
12,002	25,571	17,540	12,889	60,972	57,644	78,351	29
12,243	25,735	17,466	20,573	80,318	55,904	20,550	30
30	30	28	24	72	49	28	31
46	108	68	36	187	258	228	32
30	38	35	13	127	120	107	33
16	70	33	23	60	138	121	34
2,751	12,065	4,377	1,624	19,471	21,339	10,110	35

MULTIPLE-UNIT OPERATIONS

Economic Area Table 2.—MULTIPLE-UNIT OPERATIONS, BY COLOR

[Data for units, land in units, and number of horses and mules relate to April 1, 1950;

Item (For definitions and explanations, see text)	Total, selected areas											
	All operators			Color and tenure of operator								
	Total	White	Non-white	Full owners			Part owners			Managers		
				Total	White	Non-white	Total	White	Non-white	Total	White	Non-white
1 Multiple-unit operations.....number..	1,981	1,926	55	728	710	18	438	424	14	18	18	.....
2 Subunits in multiple-unit operations..total number..	6,433	6,275	158	2,286	2,247	39	1,630	1,575	55	169	169	.....
3 Home farms.....number..	1,828	1,774	54	579	562	17	438	424	14	18	18	.....
4 Cropper farms.....number..	4,605	4,501	104	1,707	1,685	22	1,192	1,151	41	151	151	.....
5 Land in multiple-unit operations.....total acres..	592,313	584,878	7,435	188,234	186,818	1,416	168,105	165,647	2,458	25,232	25,232	.....
6 Home farms.....acres..	455,237	449,534	5,703	128,815	127,699	1,116	133,969	132,206	1,763	19,161	19,161	.....
7 Cropper farms.....acres..	137,076	135,344	1,732	59,419	59,119	300	34,136	33,441	695	6,071	6,071	.....
8 Cropland harvested.....total acres..	460,173	454,569	5,604	135,672	134,569	1,103	130,653	128,657	1,996	15,146	15,146	.....
9 Corn harvested for grain..multiple units reporting..	1,590	1,549	41	531	518	13	370	360	10	13	13	.....
10 subunits reporting..	2,302	2,242	60	806	791	15	530	519	11	50	50	.....
11 acres..	83,858	82,980	878	27,133	27,013	120	22,864	22,683	181	1,785	1,785	.....
12 bushels..	2,623,272	2,600,164	23,108	844,419	841,314	3,105	725,586	718,842	6,744	72,598	72,598	.....
13 Cotton harvested.....multiple units reporting..	1,899	1,846	53	676	658	18	427	413	14	17	17	.....
14 subunits reporting..	5,502	5,353	149	1,840	1,801	39	1,410	1,359	51	157	157	.....
15 acres..	193,430	189,752	3,678	53,672	52,868	804	54,129	52,889	1,240	6,962	6,962	.....
16 bales..	161,501	158,947	2,554	44,709	44,181	528	46,417	45,484	933	5,799	5,799	.....
17 Tobacco harvested.....multiple units reporting..	.....	.....	.....	.....	.....	.....	.....	.....	.....	.....	.....	.....
18 subunits reporting..	.....	.....	.....	.....	.....	.....	.....	.....	.....	.....	.....	.....
19 acres..	.....	.....	.....	.....	.....	.....	.....	.....	.....	.....	.....	.....
20 pounds..	.....	.....	.....	.....	.....	.....	.....	.....	.....	.....	.....	.....
21 Peanuts harvested for picking or threshing.....multiple units reporting..	.....	.....	.....	.....	.....	.....	.....	.....	.....	.....	.....	.....
22 subunits reporting..	.....	.....	.....	.....	.....	.....	.....	.....	.....	.....	.....	.....
23 acres..	.....	.....	.....	.....	.....	.....	.....	.....	.....	.....	.....	.....
24 pounds..	.....	.....	.....	.....	.....	.....	.....	.....	.....	.....	.....	.....
25 Horses and mules.....multiple units reporting..	1,044	1,002	42	341	327	14	260	248	12	11	11	.....
26 number..	3,951	3,795	156	1,282	1,242	40	1,198	1,150	48	119	119	.....
Landlord-tenant operations containing multiple units:												
27 All subunits including home farm.....number..	7,808	7,641	167	3,038	2,996	42	1,959	1,899	60	345	345	.....
28 Land in all subunits including home farm..acres..	709,018	701,355	7,663	252,698	251,192	1,506	195,334	192,750	2,584	45,023	45,023	.....
29 Owned by operator of multiple unit..acres..	383,576	381,066	2,510	252,698	251,192	1,506	97,054	96,050	1,004	33,824	33,824	.....
30 Rented by operator of multiple unit.....acres..	325,442	320,289	5,153	.....	.....	.....	98,280	96,700	1,580	11,199	11,199	.....
31 Subunits not included in multiple units.....operators reporting..	419	412	7	208	205	3	133	130	3	8	8	.....
32 number..	1,375	1,366	9	752	749	3	329	324	5	176	176	.....
33 Share tenants.....number..	761	754	7	431	429	2	143	138	5	109	109	.....
34 Other tenants, not croppers nor share tenants.....number..	614	612	2	321	320	1	186	186	.....	67	67	.....
35 Land in subunits not included in multiple units.....acres..	116,705	116,477	228	64,464	64,374	90	27,229	27,103	126	19,791	19,791	.....

Item (For definitions and explanations, see text)	Area 9b					
	All operators			Color and tenure of operator		
	Total	White	Nonwhite	Full owners		
Total				White	Nonwhite	
1 Multiple-unit operations.....number..	1,525	1,482	43	533	518	15
2 Subunits in multiple-unit operations..total number..	5,146	5,023	123	1,783	1,751	32
3 Home farms.....number..	1,399	1,357	42	410	396	14
4 Cropper farms.....number..	3,747	3,666	81	1,373	1,355	18
5 Land in multiple-unit operations.....total acres..	444,264	439,229	5,035	137,398	136,300	1,098
6 Home farms.....acres..	336,804	332,987	3,817	90,586	89,725	861
7 Cropper farms.....acres..	107,460	106,242	1,218	46,812	46,575	237
8 Cropland harvested.....total acres..	356,074	351,959	4,115	104,413	103,567	846
9 Corn harvested for grain..multiple units reporting..	1,189	1,160	29	373	363	10
10 subunits reporting..	1,725	1,688	37	583	571	12
11 acres..	61,092	60,544	548	19,489	19,403	86
12 bushels..	1,882,407	1,868,194	14,213	596,038	593,608	2,430
13 Cotton harvested.....multiple units reporting..	1,481	1,439	42	508	493	15
14 subunits reporting..	4,456	4,338	118	1,476	1,444	32
15 acres..	158,217	155,358	2,859	43,959	43,368	591
16 bales..	132,913	131,053	1,860	36,813	36,437	376
17 Tobacco harvested.....multiple units reporting..	.....	.....	.....	.....	.....	.....
18 subunits reporting..	.....	.....	.....	.....	.....	.....
19 acres..	.....	.....	.....	.....	.....	.....
20 pounds..	.....	.....	.....	.....	.....	.....
21 Peanuts harvested for picking or threshing.....multiple units reporting..	.....	.....	.....	.....	.....	.....
22 subunits reporting..	.....	.....	.....	.....	.....	.....
23 acres..	.....	.....	.....	.....	.....	.....
24 pounds..	.....	.....	.....	.....	.....	.....
25 Horses and mules.....multiple units reporting..	782	747	35	245	232	13
26 number..	3,014	2,889	125	922	886	36
Landlord-tenant operations containing multiple units:						
27 All subunits including home farm.....number..	6,184	6,052	132	2,399	2,364	35
28 Land in all subunits including home farm..acres..	524,444	519,181	5,263	186,670	185,482	1,188
29 Owned by operator of multiple unit..acres..	284,275	282,215	2,060	186,670	185,482	1,188
30 Rented by operator of multiple unit.....acres..	240,169	236,966	3,203	.....	.....	.....
31 Subunits not included in multiple units.....operators reporting..	309	302	7	152	149	3
32 number..	1,038	1,029	9	616	613	3
33 Share tenants.....number..	539	532	7	353	351	2
34 Other tenants, not croppers nor share tenants.....number..	499	497	2	263	262	1
35 Land in subunits not included in multiple units.....acres..	80,180	79,952	228	49,272	49,182	90

AND TENURE OF OPERATOR: CENSUS OF 1950

those for cropland harvested and crops harvested relate to 1949]

Table with columns: Total, selected areas-Continued; Color and tenure of operator-Con.; Tenants; All operators; Full owners; Part owners; Managers; Tenants. Rows include various numerical data points for different categories.

Area 9b-Continued

Color and tenure of operator-Continued

Table with columns: Part owners; Managers; Tenants. Sub-columns include Total, White, Nonwhite. Rows include various numerical data points for different categories.

## MULTIPLE-UNIT OPERATIONS

Economic Area Table 2.—MULTIPLE-UNIT OPERATIONS, BY COLOR

[Data for units, land in units, and number of horses and mules relate to April 1, 1950;

Item (For definitions and explanations, see text)	Total, selected areas											
	All operators			Color and tenure of operator								
				Full owners			Part owners			Managers		
	Total	White	Non-white	Total	White	Non-white	Total	White	Non-white	Total	White	Non-white
1 Multiple-unit operations.....number..	1,981	1,926	55	728	710	18	438	424	14	18	18	.....
2 Subunits in multiple-unit operations..total number..	6,433	6,275	158	2,286	2,247	39	1,630	1,575	55	169	169	.....
3 Home farms.....number..	1,828	1,774	54	579	562	17	438	424	14	18	18	.....
4 Cropper farms.....number..	4,605	4,501	104	1,707	1,685	22	1,192	1,151	41	151	151	.....
5 Land in multiple-unit operations.....total acres..	592,313	584,878	7,435	188,234	186,818	1,416	168,105	165,647	2,458	25,232	25,232	.....
6 Home farms.....acres..	455,237	449,534	5,703	128,815	127,699	1,116	133,969	132,206	1,763	19,161	19,161	.....
7 Cropper farms.....acres..	137,076	135,344	1,732	59,419	59,119	300	34,136	33,441	695	6,071	6,071	.....
8 Cropland harvested.....total acres..	460,173	454,569	5,604	135,672	134,569	1,103	130,653	128,657	1,996	15,146	15,146	.....
9 Corn harvested for grain..multiple units reporting..	1,590	1,549	41	531	518	13	370	360	10	13	13	.....
10 subunits reporting..	2,302	2,242	60	806	791	15	530	519	11	50	50	.....
11 acres..	83,858	82,980	878	27,133	27,013	120	22,864	22,683	181	1,785	1,785	.....
12 bushels..	2,623,272	2,600,164	23,108	844,419	841,314	3,105	725,586	718,842	6,744	72,598	72,598	.....
13 Cotton harvested.....multiple units reporting..	1,899	1,846	53	676	658	18	427	413	14	17	17	.....
14 subunits reporting..	5,502	5,353	149	1,840	1,801	39	1,410	1,359	51	157	157	.....
15 acres..	193,430	189,752	3,678	53,672	52,868	804	54,129	52,889	1,240	6,962	6,962	.....
16 bales..	161,501	158,947	2,554	44,709	44,181	528	46,417	45,484	933	5,799	5,799	.....
17 Tobacco harvested.....multiple units reporting..	.....	.....	.....	.....	.....	.....	.....	.....	.....	.....	.....	.....
18 subunits reporting..	.....	.....	.....	.....	.....	.....	.....	.....	.....	.....	.....	.....
19 acres..	.....	.....	.....	.....	.....	.....	.....	.....	.....	.....	.....	.....
20 pounds..	.....	.....	.....	.....	.....	.....	.....	.....	.....	.....	.....	.....
21 Peanuts harvested for picking or threshing.....multiple units reporting..	.....	.....	.....	.....	.....	.....	.....	.....	.....	.....	.....	.....
22 subunits reporting..	.....	.....	.....	.....	.....	.....	.....	.....	.....	.....	.....	.....
23 acres..	.....	.....	.....	.....	.....	.....	.....	.....	.....	.....	.....	.....
24 pounds..	.....	.....	.....	.....	.....	.....	.....	.....	.....	.....	.....	.....
25 Horses and mules.....multiple units reporting..	1,044	1,002	42	341	327	14	260	248	12	11	11	.....
26 number..	3,951	3,795	156	1,282	1,242	40	1,198	1,150	48	119	119	.....
Landlord-tenant operations containing multiple units:	.....	.....	.....	.....	.....	.....	.....	.....	.....	.....	.....	.....
27 All subunits including home farm.....number..	7,808	7,641	167	3,038	2,996	42	1,959	1,899	60	345	345	.....
28 Land in all subunits including home farm..acres..	709,018	701,355	7,663	252,698	251,192	1,506	195,334	192,750	2,584	45,023	45,023	.....
29 Owned by operator of multiple unit..acres..	383,576	381,066	2,510	252,698	251,192	1,506	97,054	96,050	1,004	33,824	33,824	.....
30 Rented by operator of multiple unit.....acres..	325,442	320,289	5,153	.....	.....	.....	98,280	96,700	1,580	11,199	11,199	.....
31 Subunits not included in multiple units.....operators reporting..	419	412	7	208	205	3	133	130	3	8	8	.....
32 number..	1,375	1,366	9	752	749	3	329	324	5	176	176	.....
33 Share tenants.....number..	761	754	7	431	429	2	143	138	5	109	109	.....
34 Other tenants, not croppers nor share tenants.....number..	614	612	2	321	320	1	186	186	.....	67	67	.....
35 Land in subunits not included in multiple units.....acres..	116,705	116,477	228	64,464	64,374	90	27,229	27,103	126	19,791	19,791	.....

Item (For definitions and explanations, see text)	Area 9b					
	All operators			Color and tenure of operator		
	Total	White	Nonwhite	Total	White	Nonwhite
1 Multiple-unit operations.....number..	1,525	1,482	43	533	518	15
2 Subunits in multiple-unit operations..total number..	5,146	5,023	123	1,783	1,751	32
3 Home farms.....number..	1,399	1,357	42	410	396	14
4 Cropper farms.....number..	3,747	3,666	81	1,373	1,355	18
5 Land in multiple-unit operations.....total acres..	444,264	439,229	5,035	137,398	136,300	1,098
6 Home farms.....acres..	336,804	332,987	3,817	90,586	89,725	861
7 Cropper farms.....acres..	107,460	106,242	1,218	46,812	46,575	237
8 Cropland harvested.....total acres..	356,074	351,959	4,115	104,413	103,567	846
9 Corn harvested for grain..multiple units reporting..	1,189	1,160	29	373	363	10
10 subunits reporting..	1,725	1,688	37	583	571	12
11 acres..	61,092	60,544	548	19,489	19,403	86
12 bushels..	1,882,407	1,868,194	14,213	596,038	593,608	2,430
13 Cotton harvested.....multiple units reporting..	1,481	1,439	42	508	493	15
14 subunits reporting..	4,456	4,338	118	1,476	1,444	32
15 acres..	158,217	155,358	2,859	43,959	43,368	591
16 bales..	132,913	131,053	1,860	36,813	36,437	376
17 Tobacco harvested.....multiple units reporting..	.....	.....	.....	.....	.....	.....
18 subunits reporting..	.....	.....	.....	.....	.....	.....
19 acres..	.....	.....	.....	.....	.....	.....
20 pounds..	.....	.....	.....	.....	.....	.....
21 Peanuts harvested for picking or threshing.....multiple units reporting..	.....	.....	.....	.....	.....	.....
22 subunits reporting..	.....	.....	.....	.....	.....	.....
23 acres..	.....	.....	.....	.....	.....	.....
24 pounds..	.....	.....	.....	.....	.....	.....
25 Horses and mules.....multiple units reporting..	782	747	35	245	232	13
26 number..	3,014	2,889	125	922	886	36
Landlord-tenant operations containing multiple units:	.....	.....	.....	.....	.....	.....
27 All subunits including home farm.....number..	6,184	6,052	132	2,399	2,364	35
28 Land in all subunits including home farm..acres..	524,444	519,181	5,263	186,670	185,482	1,188
29 Owned by operator of multiple unit..acres..	284,275	282,215	2,060	186,670	185,482	1,188
30 Rented by operator of multiple unit.....acres..	240,169	236,966	3,203	.....	.....	.....
31 Subunits not included in multiple units.....operators reporting..	309	302	7	152	149	3
32 number..	1,038	1,029	9	616	613	3
33 Share tenants.....number..	539	532	7	353	351	2
34 Other tenants, not croppers nor share tenants.....number..	499	497	2	263	262	1
35 Land in subunits not included in multiple units.....acres..	80,180	79,952	228	49,272	49,182	90



## MULTIPLE-UNIT OPERATIONS

Economic Area Table 3.—MULTIPLE-UNIT OPERATIONS, BY TYPE OF FARM: CENSUS OF 1950

[Data for units, land in units, and number of horses and mules relate to April 1, 1950; those for cropland harvested and crops harvested relate to 1949]

Item (For definitions and explanations, see text)	Total, selected areas			Area 9a			Area 9b		
	Total	Type of farm		Total	Type of farm		Total	Type of farm	
		Cotton	Miscellaneous		Cotton	Miscellaneous		Cotton	Miscellaneous
1 Multiple-unit operations.....number..	1,981	1,818	163	456	391	65	1,525	1,427	98
2 Subunits in multiple-unit operations.....total number..	6,433	6,037	396	1,287	1,148	139	5,146	4,889	257
3 Home farms.....number..	1,828	1,667	161	429	364	65	1,399	1,303	96
4 Cropper farms.....number..	4,605	4,370	235	858	784	74	3,747	3,586	161
5 Land in multiple-unit operations.....total acres..	592,313	533,862	58,451	148,049	125,494	22,555	444,264	408,368	35,896
6 Home farms.....acres..	455,237	407,420	47,817	118,433	98,981	19,452	336,804	308,439	28,365
7 Cropper farms.....acres..	137,076	126,442	10,634	29,616	26,513	3,103	107,460	99,929	7,531
8 Cropland harvested.....total acres..	460,173	419,978	40,195	104,099	92,221	11,878	356,074	327,757	28,317
9 Corn harvested for grain.....multiple units reporting..	1,590	1,446	144	401	345	56	1,189	1,101	88
10 Subunits reporting..	2,302	2,088	214	577	503	74	1,725	1,585	140
11 acres..	83,858	72,661	11,197	22,766	19,792	2,974	61,092	52,869	8,223
12 bushels..	2,623,272	2,245,948	377,324	740,865	636,139	104,726	1,882,407	1,609,809	272,598
13 Cotton harvested.....multiple units reporting..	1,899	1,818	81	418	391	27	1,481	1,427	54
14 Subunits reporting..	5,502	5,379	123	1,046	1,007	39	4,456	4,372	84
15 acres..	193,430	191,515	1,915	35,213	34,769	444	158,217	156,746	1,471
16 bales..	161,501	159,657	1,844	28,588	28,185	403	132,913	131,472	1,441
17 Tobacco harvested.....multiple units reporting..	.....	.....	.....	.....	.....	.....	.....	.....	.....
18 Subunits reporting..	.....	.....	.....	.....	.....	.....	.....	.....	.....
19 acres..	.....	.....	.....	.....	.....	.....	.....	.....	.....
20 pounds..	.....	.....	.....	.....	.....	.....	.....	.....	.....
21 Peanuts harvested for picking or threshing.....multiple units reporting..	.....	.....	.....	.....	.....	.....	.....	.....	.....
22 Subunits reporting..	.....	.....	.....	.....	.....	.....	.....	.....	.....
23 acres..	.....	.....	.....	.....	.....	.....	.....	.....	.....
24 pounds..	.....	.....	.....	.....	.....	.....	.....	.....	.....
25 Horses and mules.....multiple units reporting..	1,044	962	82	262	229	33	782	733	49
26 number..	3,951	3,671	280	937	821	116	3,014	2,850	164
Landlord-tenant operations containing multiple units:									
27 All subunits including home farm.....number..	7,808	7,194	614	1,624	1,444	180	6,184	5,750	434
28 Land in all subunits including home farm.....acres..	709,018	635,965	73,053	184,574	158,604	25,970	524,444	477,361	47,083
29 Owned by operator of multiple unit.....acres..	383,576	334,980	48,596	99,301	80,388	18,913	284,275	254,592	29,683
30 Rented by operator of multiple unit.....acres..	325,442	300,985	24,457	85,273	78,216	7,057	240,169	222,769	17,400
31 Subunits not included in multiple units.....operators reporting..	419	375	44	110	93	17	309	282	27
32 number..	1,375	1,157	218	337	296	41	1,038	861	177
33 Share tenants.....number..	761	656	105	222	203	19	539	453	86
34 Other tenants, not croppers nor share tenants.....number..	614	501	113	115	93	22	499	408	91
35 Land in subunits not included in multiple units.....acres..	116,705	102,103	14,602	36,525	33,110	3,415	80,180	68,993	11,187

Economic Area Table 4.—MULTIPLE-UNIT OPERATIONS, BY ACRES OF CROPLAND HARVESTED: CENSUS OF 1950

[Data for units, land in units, and number of horses and mules relate to April 1, 1950; those for cropland harvested and crops harvested relate to 1949]

Item (For definitions and explanations, see text)	Total, selected areas									
	Total	Acres of cropland harvested								
		None	Under 20 acres	20 to 29 acres	30 to 49 acres	50 to 99 acres	100 to 199 acres	200 to 499 acres	500 acres and over	
1 Multiple-unit operations.....number..	1,981	3	18	36	103	334	682	635	270	
2 Subunits in multiple-unit operations.....total number..	6,433	6	37	74	228	770	1,741	2,291	1,286	
3 Home farms.....number..	1,828	3	15	17	69	279	655	624	166	
4 Cropper farms.....number..	4,605	3	22	57	159	491	1,086	1,667	1,120	
5 Land in multiple-unit operations.....total acres..	592,313	204	2,804	2,240	8,771	37,688	128,973	232,609	179,024	
6 Home farms.....acres..	455,237	151	2,438	1,411	5,406	24,681	98,223	185,991	136,936	
7 Cropper farms.....acres..	137,076	53	366	829	3,365	13,007	30,750	46,618	42,088	
8 Cropland harvested.....total acres..	460,173		234	842	4,141	24,749	98,440	189,063	142,704	
9 Corn harvested for grain.....multiple units reporting..	1,590		5	9	59	230	591	553	143	
10 subunits reporting..	2,302		5	9	70	290	813	819	296	
11 acres..	83,858		56	104	885	4,653	20,038	33,743	24,379	
12 bushels..	2,623,272		1,450	2,820	24,470	113,018	547,260	1,092,102	842,152	
13 Cotton harvested.....multiple units reporting..	1,899		14	29	93	322	655	618	168	
14 subunits reporting..	5,502		18	52	173	648	1,489	1,994	1,128	
15 acres..	193,430		165	375	2,686	15,174	44,028	76,419	54,375	
16 bales..	161,501		160	505	2,330	11,913	36,208	63,426	46,959	
17 Tobacco harvested.....multiple units reporting..										
18 subunits reporting..										
19 acres..										
20 pounds..										
21 Rice harvested.....multiple units reporting..	(*)	(*)	(*)	(*)	(*)	(*)	(*)	(*)	(*)	
22 subunits reporting..	(*)	(*)	(*)	(*)	(*)	(*)	(*)	(*)	(*)	
23 acres..	(*)	(*)	(*)	(*)	(*)	(*)	(*)	(*)	(*)	
24 bushels..	(*)	(*)	(*)	(*)	(*)	(*)	(*)	(*)	(*)	
25 Peanuts harvested for picking or threshing.....multiple units reporting..										
26 subunits reporting..										
27 acres..										
28 pounds..										
29 Horses and mules.....multiple units reporting..	1,044		5	11	45	158	361	350	114	
30 number..	3,951		13	33	105	456	1,040	1,411	893	
Landlord-tenant operations containing multiple units:										
31 All subunits including home farm.....number..	7,808	7	62	87	280	894	2,093	2,582	1,803	
32 Land in all subunits including home farm.....acres..	709,018	234	5,987	2,768	13,079	51,086	160,859	253,594	221,411	
33 Owned by operator of multiple unit.....acres..	383,376	108	5,892	2,012	11,307	33,305	89,630	108,691	132,631	
34 Rented by operator of multiple unit.....acres..	325,442	126	95	756	1,772	17,781	71,229	144,903	88,780	
35 Subunits not included in multiple units.....operators reporting..	419	1	6	7	23	60	114	139	69	
36 number..	1,375	1	25	13	52	124	352	291	517	
37 Share tenants.....number..	761		16	10	29	78	192	165	271	
38 Other tenants, not croppers nor share tenants.....number..	614	1	9	3	23	46	160	126	246	
39 Land in subunits not included in multiple units.....acres..	116,705	30	3,183	528	4,308	13,398	31,836	20,985	42,387	

Item (For definitions and explanations, see text)	Area 9a									
	Total	Acres of cropland harvested								
		None	Under 20 acres	20 to 29 acres	30 to 49 acres	50 to 99 acres	100 to 199 acres	200 to 499 acres	500 acres and over	
1 Multiple-unit operations.....number..	456	3	11	12	26	73	132	162	37	
2 Subunits in multiple-unit operations.....total number..	1,287	6	22	24	59	153	324	479	220	
3 Home farms.....number..	429	3	11	10	20	63	127	159	36	
4 Cropper farms.....number..	858	3	11	14	39	90	197	320	184	
5 Land in multiple-unit operations.....total acres..	148,049	204	2,513	1,329	3,791	11,045	30,009	60,190	38,968	
6 Home farms.....acres..	118,433	151	2,235	1,050	2,712	7,649	24,110	50,445	30,081	
7 Cropper farms.....acres..	29,616	53	278	279	1,079	3,396	5,899	9,745	8,887	
8 Cropland harvested.....total acres..	104,099		147	279	1,034	5,353	19,144	48,133	30,009	
9 Corn harvested for grain.....multiple units reporting..	401		5	5	18	64	126	150	33	
10 subunits reporting..	577		5	5	22	77	185	204	79	
11 acres..	22,766		56	79	366	1,617	5,150	10,345	5,153	
12 bushels..	740,865		1,450	2,100	9,400	41,815	150,031	338,456	197,613	
13 Cotton harvested.....multiple units reporting..	418		7	5	23	67	127	154	35	
14 subunits reporting..	1,046		7	9	35	113	272	413	197	
15 acres..	35,213		78	110	527	2,465	6,473	15,091	10,469	
16 bales..	28,588		76	86	468	1,860	5,283	11,786	9,029	
17 Tobacco harvested.....multiple units reporting..										
18 subunits reporting..										
19 acres..										
20 pounds..										
21 Rice harvested.....multiple units reporting..	(*)	(*)	(*)	(*)	(*)	(*)	(*)	(*)	(*)	
22 subunits reporting..	(*)	(*)	(*)	(*)	(*)	(*)	(*)	(*)	(*)	
23 acres..	(*)	(*)	(*)	(*)	(*)	(*)	(*)	(*)	(*)	
24 bushels..	(*)	(*)	(*)	(*)	(*)	(*)	(*)	(*)	(*)	
25 Peanuts harvested for picking or threshing.....multiple units reporting..										
26 subunits reporting..										
27 acres..										
28 pounds..										
29 Horses and mules.....multiple units reporting..	262		3	5	14	36	84	98	22	
30 number..	937		8	19	29	112	224	394	151	
Landlord-tenant operations containing multiple units:										
31 All subunits including home farm.....number..	1,624	7	44	27	64	183	372	555	372	
32 Land in all subunits including home farm.....acres..	184,374	234	5,208	1,380	4,375	14,383	35,457	66,894	56,643	
33 Owned by operator of multiple unit.....acres..	99,301	108	5,113	754	3,750	10,480	21,866	28,731	28,499	
34 Rented by operator of multiple unit.....acres..	85,273	126	95	626	625	3,903	13,591	38,163	28,144	
35 Subunits not included in multiple units.....operators reporting..	110	1	4	2	4	18	28	39	14	
36 number..	327	1	22	3	5	30	48	76	15	
37 Share tenants.....number..	222		13	2	3	17	25	48	11	
38 Other tenants, not croppers nor share tenants.....number..	115	1	9	2	2	13	23	31	3	
39 Land in subunits not included in multiple units.....acres..	36,525	30	2,695	51	584	3,338	5,448	6,704	17,671	

MULTIPLE-UNIT OPERATIONS

Economic Area Table 4.—MULTIPLE-UNIT OPERATIONS, BY ACRES OF CROPLAND HARVESTED: CENSUS OF 1950—Continued

[Data for units, land in units, and number of horses and mules relate to April 1, 1950; those for cropland harvested and crops harvested relate to 1949]

Item (For definitions and explanations, see text)	Area 9b								
	Total	Acres of cropland harvested							
		None	Under 20 acres	20 to 29 acres	30 to 49 acres	50 to 99 acres	100 to 199 acres	200 to 499 acres	500 acres and over
1 Multiple-unit operations.....number..	1,525	.....	7	24	77	261	550	473	133
2 Subunits in multiple-unit operations.....total number..	5,146	.....	15	50	169	617	1,417	1,812	1,066
3 Home farms.....number..	1,399	.....	4	7	49	216	528	465	130
4 Cropper farms.....number..	3,747	.....	11	43	120	401	889	1,347	936
5 Land in multiple-unit operations.....total acres..	444,264	.....	291	911	4,980	26,643	98,964	172,419	140,056
6 Home farms.....acres..	336,804	.....	203	361	2,694	17,032	74,113	135,546	106,855
7 Cropper farms.....acres..	107,460	.....	88	550	2,286	9,611	24,851	36,873	33,201
8 Cropland harvested.....total acres..	356,074	.....	87	563	3,107	19,396	79,296	140,930	112,695
9 Corn harvested for grain.....multiple units reporting..	1,189	.....	.....	4	41	166	465	403	110
10 subunits reporting..	1,725	.....	.....	4	48	213	628	615	217
11 acres..	61,092	.....	.....	25	519	3,036	14,888	23,398	19,226
12 bushels..	1,882,407	.....	.....	720	15,070	71,203	397,229	753,646	644,539
13 Cotton harvested.....multiple units reporting..	1,481	.....	.....	7	24	70	255	528	464
14 subunits reporting..	4,456	.....	.....	11	43	138	535	1,217	1,581
15 acres..	158,217	.....	.....	87	475	2,159	12,709	37,553	61,328
16 bales..	132,913	.....	.....	84	419	1,862	10,053	30,925	51,640
17 Tobacco harvested.....multiple units reporting..	.....	.....	.....	.....	.....	.....	.....	.....	.....
18 subunits reporting..	.....	.....	.....	.....	.....	.....	.....	.....	.....
19 acres..	.....	.....	.....	.....	.....	.....	.....	.....	.....
20 pounds..	.....	.....	.....	.....	.....	.....	.....	.....	.....
21 Rice harvested.....multiple units reporting..	.....	.....	.....	.....	.....	.....	.....	.....	.....
22 subunits reporting..	(*)	(*)	(*)	(*)	(*)	(*)	(*)	(*)	(*)
23 acres..	.....	.....	.....	.....	.....	.....	.....	.....	.....
24 bushels..	.....	.....	.....	.....	.....	.....	.....	.....	.....
25 Peanuts harvested for picking or threshing.....multiple units reporting..	.....	.....	.....	.....	.....	.....	.....	.....	.....
26 subunits reporting..	.....	.....	.....	.....	.....	.....	.....	.....	.....
27 acres..	.....	.....	.....	.....	.....	.....	.....	.....	.....
28 pounds..	.....	.....	.....	.....	.....	.....	.....	.....	.....
29 Horses and mules.....multiple units reporting..	782	.....	2	6	31	122	277	252	92
30 number..	3,014	.....	5	14	76	344	816	1,017	742
Landlord-tenant operations containing multiple units:									
31 All subunits including home farm.....number..	6,184	.....	18	60	216	711	1,721	2,027	1,431
32 Land in all subunits including home farm.....acres..	524,444	.....	779	1,388	8,704	36,703	125,402	186,700	164,768
33 Owned by operator of multiple unit.....acres..	284,275	.....	779	1,258	7,557	22,825	67,764	79,960	104,132
34 Rented by operator of multiple unit.....acres..	240,169	.....	.....	130	1,147	13,878	57,638	106,740	60,636
35 Subunits not included in multiple units.....operators reporting..	309	.....	2	5	19	42	86	100	55
36 number..	1,038	.....	3	10	47	94	304	215	365
37 Share tenants.....number..	539	.....	3	8	26	61	167	117	157
38 Other tenants, not croppers nor share tenants.....number..	499	.....	.....	2	21	33	137	98	208
39 Land in subunits not included in multiple units.....acres..	80,180	.....	488	477	3,724	10,060	26,438	14,281	24,712



Economic Area Table 5.—MULTIPLE-UNIT OPERATIONS, BY NUMBER OF SUBUNITS: CENSUS OF 1950

[Data for units, land in units, and number of horses and mules relate to April 1, 1950; those for cropland harvested and crops harvested relate to 1949]

Table with 8 columns: Item (For definitions and explanations, see text), Total, 2, 3, 4, 5 to 9, 10 to 19, 20 and over. The table is divided into two main sections: 'Total, selected areas' and 'Area 9a'. It lists various agricultural items such as multiple-unit operations, land, cropland harvested, and different crops (corn, cotton, tobacco, rice, peanuts) along with horses and mules, broken down by the number of subunits. Some data points are marked with an asterisk (\*).

## MULTIPLE-UNIT OPERATIONS

Economic Area Table 5.—MULTIPLE-UNIT OPERATIONS, BY NUMBER OF SUBUNITS: CENSUS OF 1950—Continued

[Data for units, land in units, and number of horses and mules relate to April 1, 1950; those for cropland harvested and crops harvested relate to 1949]

Item (For definitions and explanations, see text)	Area 9b						
	Total	Number of subunits					
		2	3	4	5 to 9	10 to 19	20 and over
1 Multiple-unit operations.....number..	1,525	795	312	159	209	44	6
2 Subunits in multiple-unit operations.....total number..	5,146	1,590	936	636	1,283	521	180
3 Home farms.....number..	1,399	714	289	192	197	42	5
4 Cropper farms.....number..	3,747	876	647	484	1,086	479	175
5 Land in multiple-unit operations.....total acres..	444,264	139,160	76,509	58,662	103,650	52,408	13,875
6 Home farms.....acres..	336,804	110,866	59,145	45,968	74,186	38,947	7,692
7 Cropper farms.....acres..	107,460	28,294	17,364	12,694	29,464	13,461	6,183
8 Cropland harvested.....total acres..	356,074	116,051	60,404	44,834	89,246	37,570	7,969
9 Corn harvested for grain.....multiple units reporting..	1,189	618	241	131	163	31	5
10 subunits reporting.....	1,725	774	359	208	304	67	13
11 acres..	61,092	20,918	10,343	8,255	15,544	4,574	1,458
12 bushels..	1,882,407	594,203	321,259	272,137	530,839	110,349	53,620
13 Cotton harvested.....multiple units reporting..	1,481	763	304	155	209	44	6
14 subunits reporting.....	4,456	1,347	808	543	1,133	459	166
15 acres..	158,217	53,196	26,687	18,091	39,369	16,474	4,400
16 bales..	132,913	43,109	22,655	15,649	33,762	14,089	3,649
17 Tobacco harvested.....multiple units reporting..	.....	.....	.....	.....	.....	.....	.....
18 subunits reporting.....	.....	.....	.....	.....	.....	.....	.....
19 acres..	.....	.....	.....	.....	.....	.....	.....
20 pounds..	.....	.....	.....	.....	.....	.....	.....
21 Rice harvested.....multiple units reporting..	.....	.....	.....	.....	.....	.....	.....
22 subunits reporting.....	.....	.....	.....	.....	.....	.....	.....
23 acres..	(*)	(*)	(*)	(*)	(*)	(*)	(*)
24 bushels..	.....	.....	.....	.....	.....	.....	.....
25 Peanuts harvested for picking or threshing.....multiple units reporting..	.....	.....	.....	.....	.....	.....	.....
26 subunits reporting.....	.....	.....	.....	.....	.....	.....	.....
27 acres..	.....	.....	.....	.....	.....	.....	.....
28 pounds..	.....	.....	.....	.....	.....	.....	.....
29 Horses and mules.....multiple units reporting..	782	363	154	94	132	34	5
30 number..	3,014	971	474	398	693	357	121
Landlord-tenant operations containing multiple units:							
31 All subunits including home farm.....number..	6,184	1,918	1,142	698	1,577	613	236
32 Land in all subunits including home farm.....acres..	524,444	172,772	88,535	65,127	121,310	59,553	17,147
33 Owned by operator of multiple unit.....acres..	284,275	86,006	41,488	35,086	67,929	39,514	14,252
34 Rented by operator of multiple unit.....acres..	240,169	86,766	47,047	30,041	53,381	20,039	2,895
35 Subunits not included in multiple units.....operators reporting..	309	123	65	32	68	16	5
36 number..	1,038	328	206	62	294	92	56
37 Share tenants.....number..	539	162	148	27	126	42	34
38 Other tenants, not croppers nor share tenants.....number..	499	166	58	35	168	50	22
39 Land in subunits not included in multiple units.....acres..	80,180	33,612	12,026	6,465	17,660	7,145	3,272

Economic Area Table 6.—MULTIPLE-UNIT OPERATIONS, BY KIND OF TENANTS IN LANDLORD-TENANT OPERATION: CENSUS OF 1950

[Data for units, land in units, and number of horses and mules relate to April 1, 1950; those for cropland harvested and crops harvested relate to 1949]

Item (For definitions and explanations, see text)	Total, selected areas				Area 9a			
	Total	Kind of tenant in landlord-tenant operation			Total	Kind of tenant in landlord-tenant operation		
		Croppers only	Croppers, share, and/or other tenants only	Croppers and tenants other than share tenants only		Croppers only	Croppers, share, and/or other tenants only	Croppers and tenants other than share tenants only
1 Multiple-unit operations.....number..	1,981	1,562	275	144	456	346	73	37
2 Subunits in multiple-unit operations.....total number..	6,433	4,724	1,145	564	1,287	921	264	102
3 Home farms.....number..	1,828	1,457	237	134	429	331	64	34
4 Cropper farms.....number..	4,605	3,267	908	430	858	590	200	68
5 Land in multiple-unit operations.....total acres..	592,313	409,293	122,055	60,965	148,049	101,677	34,905	11,467
6 Home farms.....acres..	455,237	318,766	89,615	46,856	118,433	83,173	27,926	9,334
7 Cropper farms.....acres..	137,076	90,527	32,440	14,109	29,616	18,504	8,979	2,133
8 Cropland harvested.....total acres..	460,173	326,857	88,264	45,052	104,099	74,725	21,935	7,439
9 Corn harvested for grain.....multiple units reporting..	1,590	1,269	202	119	401	310	58	33
10 subunits reporting..	2,302	1,788	336	178	577	426	101	50
11 acres..	83,858	62,168	13,465	8,225	22,766	17,039	3,868	1,859
12 bushels..	2,623,272	1,937,730	427,161	258,381	740,865	551,745	128,421	60,699
13 Cotton harvested.....multiple units reporting..	1,899	1,501	261	137	418	318	65	35
14 subunits reporting..	5,502	4,063	962	477	1,046	745	218	83
15 acres..	193,430	137,538	37,855	18,037	35,213	24,475	8,558	2,180
16 bales..	161,501	115,411	30,929	15,161	28,588	19,775	7,009	1,804
17 Tobacco harvested.....multiple units reporting..	.....	.....	.....	.....	.....	.....	.....	.....
18 subunits reporting..	.....	.....	.....	.....	.....	.....	.....	.....
19 acres..	.....	.....	.....	.....	.....	.....	.....	.....
20 pounds..	.....	.....	.....	.....	.....	.....	.....	.....
21 Peanuts harvested for picking or threshing.....multiple units reporting..	.....	.....	.....	.....	.....	.....	.....	.....
22 subunits reporting..	.....	.....	.....	.....	.....	.....	.....	.....
23 acres..	.....	.....	.....	.....	.....	.....	.....	.....
24 pounds..	.....	.....	.....	.....	.....	.....	.....	.....
25 Horses and mules.....multiple units reporting..	1,044	841	134	69	262	202	40	20
26 number..	3,951	2,863	714	374	937	653	188	96
Landlord-tenant operations containing multiple units:								
27 All subunits including home farm.....number..	7,808	4,724	2,292	792	1,624	921	553	150
28 Land in all subunits including home farm.....acres..	709,018	409,293	227,534	72,191	184,574	101,677	69,346	13,551
29 Owned by operator of multiple unit.....acres..	383,576	162,614	168,231	52,731	99,301	42,411	46,424	10,466
30 Rented by operator of multiple unit.....acres..	325,442	246,679	59,303	19,460	85,273	59,266	22,922	3,085
31 Subunits not included in multiple units.....operators reporting..	419	.....	275	144	110	.....	73	37
32 number..	1,375	.....	1,147	228	337	.....	289	48
33 Share tenants.....number..	761	.....	761	.....	222	.....	222	.....
34 Other tenants, not croppers nor share tenants.....number..	614	.....	386	228	115	.....	67	48
35 Land in subunits not included in multiple units.....acres..	116,705	.....	105,479	11,226	36,325	.....	34,441	2,084

Item (For definitions and explanations, see text)	Area 9b			
	Total	Kind of tenant in landlord-tenant operation		
		Croppers only	Croppers, share and/or tenants only	Croppers and tenants other than share tenants only
1 Multiple-unit operations.....number..	1,525	1,216	202	107
2 Subunits in multiple-unit operations.....total number..	5,146	3,803	881	462
3 Home farms.....number..	1,399	1,126	173	100
4 Cropper farms.....number..	3,747	2,677	708	362
5 Land in multiple-unit operations.....total acres..	444,264	307,616	87,150	49,498
6 Home farms.....acres..	336,804	235,593	63,689	37,522
7 Cropper farms.....acres..	107,460	72,023	23,461	11,976
8 Cropland harvested.....total acres..	356,074	252,132	66,329	37,613
9 Corn harvested for grain.....multiple units reporting..	1,189	959	144	86
10 subunits reporting..	1,725	1,362	235	128
11 acres..	61,092	45,129	9,597	6,366
12 bushels..	1,882,407	1,385,985	298,740	197,682
13 Cotton harvested.....multiple units reporting..	1,481	1,183	196	102
14 subunits reporting..	4,456	3,318	744	394
15 acres..	158,217	113,063	29,297	15,857
16 bales..	132,913	95,636	23,920	13,357
17 Tobacco harvested.....multiple units reporting..	.....	.....	.....	.....
18 subunits reporting..	.....	.....	.....	.....
19 acres..	.....	.....	.....	.....
20 pounds..	.....	.....	.....	.....
21 Peanuts harvested for picking or threshing.....multiple units reporting..	.....	.....	.....	.....
22 subunits reporting..	.....	.....	.....	.....
23 acres..	.....	.....	.....	.....
24 pounds..	.....	.....	.....	.....
25 Horses and mules.....multiple units reporting..	782	639	94	49
26 number..	3,014	2,210	526	278
Landlord-tenant operations containing multiple units:				
27 All subunits including home farm.....number..	6,184	3,803	1,739	642
28 Land in all subunits including home farm.....acres..	524,444	307,616	158,188	58,640
29 Owned by operator of multiple unit.....acres..	284,275	120,203	121,807	42,265
30 Rented by operator of multiple unit.....acres..	240,169	187,413	36,381	16,375
31 Subunits not included in multiple units.....operators reporting..	309	.....	202	107
32 number..	1,038	.....	858	180
33 Share tenants.....number..	539	.....	539	.....
34 Other tenants, not croppers nor share tenants.....number..	499	.....	319	180
35 Land in subunits not included in multiple units.....acres..	80,180	.....	71,038	9,142