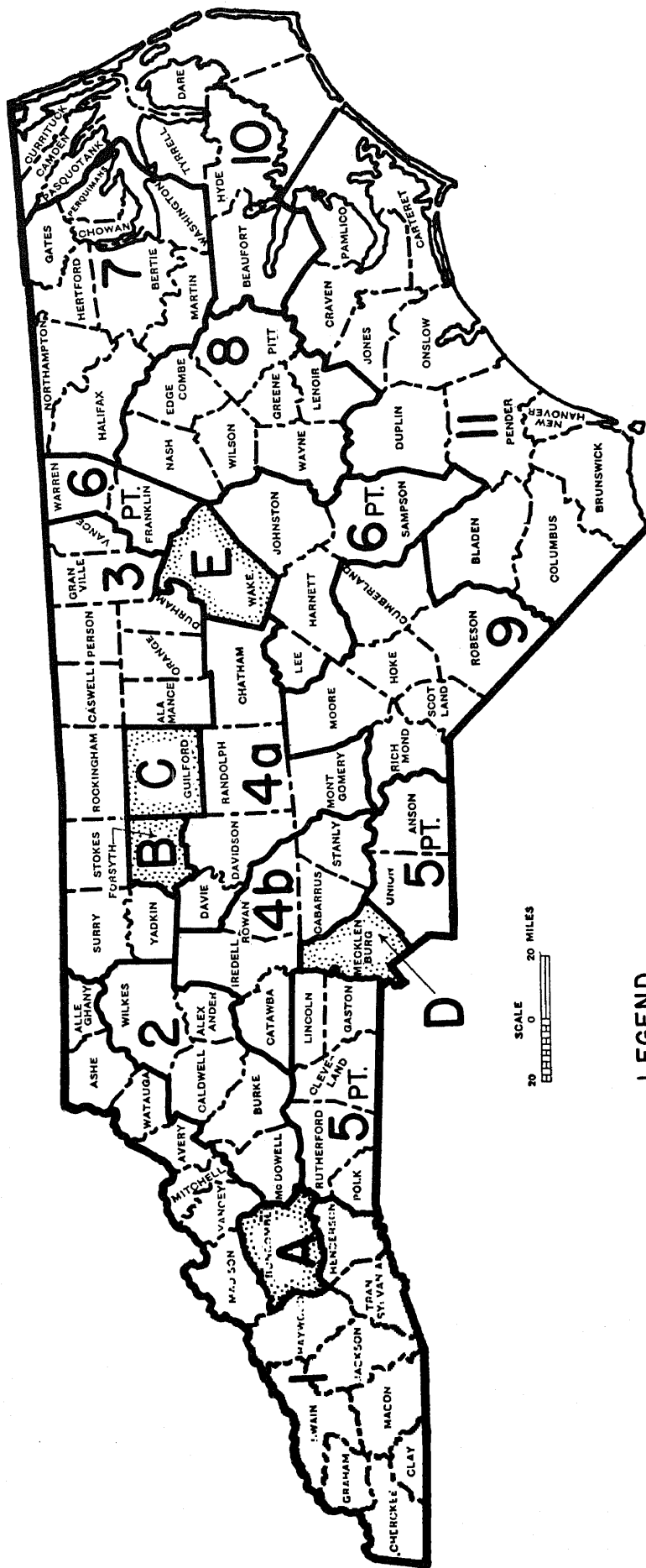


NORTH CAROLINA State Economic Areas



LEGEND

- METROPOLITAN STATE ECONOMIC AREA
- NONMETROPOLITAN STATE ECONOMIC AREA
- NOT IN MULTIPLE-UNIT AREA

NORTH CAROLINA

CENSUS OF 1950

April 1, 1950; those for cropland harvested and crops harvested relate to 1949]

Table with columns for counties: Bertie, Bladen, Brunswick, Burke, Cabarrus, Caldwell, Camden, Carteret, Caswell, Catawba, Chatham, Chowan, Cleveland, Columbus, Forsyth, Franklin, Gaston, Gates, Granville, Greene, Guilford, Halifax, Harnett, Hertford, Hoke, Hyde, Iredell, Johnston. Each column contains population data for various years.

NORTH CAROLINA

CENSUS OF 1950—Continued

April 1, 1950; those for cropland harvested and crops harvested relate to 1949]

Table with 14 columns: Montgomery, Moore, Nash, New Hanover, Northampton, Onslow, Orange, Pamlico, Pasquotank, Pender, Perquimans, Person, Pitt, Polk. Rows contain census data for various counties.

Table with 14 columns: Stokes, Surry, Tyrell, Union, Vance, Wake, Warren, Washington, Watauga, Wayne, Wilkes, Wilson, Yadkin, Yancey. Rows contain census data for various counties.

MULTIPLE-UNIT OPERATIONS

Economic Area Table 1.— MULTIPLE-UNIT OPERATIONS,

[Data for units, land in units, and number of horses and mules relate to April 1, 1950;

Item (For definitions and explanations, see text)	Total, selected areas									
	Total	Size of unit								
		Under 30 acres	30 to 49 acres	50 to 69 acres	70 to 99 acres	100 to 139 acres	140 to 179 acres	180 to 219 acres	220 to 259 acres	
1 Multiple-unit operations.....number..	25,252	663	1,788	2,633	3,977	4,420	3,157	2,037	1,443	
2 Subunits in multiple-unit operations.....total number..	74,688	1,354	3,763	5,672	9,008	10,751	8,424	5,968	4,575	
3 Home farms.....number..	22,395	560	1,513	2,255	3,520	3,975	2,837	1,826	1,308	
4 Cropper farms.....number..	52,293	794	2,250	3,417	5,488	6,776	5,587	4,142	3,267	
5 Land in multiple-unit operations.....total acres..	5,266,162	14,101	71,951	155,911	332,974	516,943	496,871	402,714	344,167	
6 Home farms.....acres..	3,579,665	6,896	38,745	88,907	208,654	336,733	330,507	270,181	234,790	
7 Cropper farms.....acres..	1,686,497	7,205	33,206	67,004	124,320	180,210	166,364	132,533	109,377	
8 Cropland harvested.....total acres..	1,725,780	8,914	42,844	83,340	153,110	210,977	181,486	139,469	113,761	
9 Corn harvested for grain.....multiple units reporting..	24,438	555	1,653	2,531	3,866	4,305	3,081	1,994	1,414	
10 subunits reporting..	60,276	765	2,637	4,413	7,187	8,660	6,866	4,858	3,771	
11 acres..	613,595	3,560	17,190	32,308	57,712	79,072	66,272	48,885	39,790	
12 bushels..	18,251,069	104,746	508,580	981,771	1,746,862	2,374,795	1,997,583	1,485,054	1,170,621	
13 Cotton harvested.....multiple units reporting..	14,750	241	920	1,476	2,248	2,454	1,801	1,209	881	
14 subunits reporting..	35,219	300	1,332	2,359	3,905	4,494	3,636	2,737	2,199	
15 acres..	294,262	1,219	7,172	15,293	25,540	34,527	28,613	23,308	19,204	
16 bales..	175,752	753	4,466	9,197	15,691	20,689	17,219	14,064	11,202	
17 Tobacco harvested.....multiple units reporting..	20,424	490	1,445	2,133	3,243	3,620	2,591	1,630	1,149	
18 subunits reporting..	49,701	669	2,294	3,639	5,922	7,204	5,753	3,955	3,060	
19 acres..	224,033	1,962	7,943	14,293	23,980	30,963	25,851	18,491	14,230	
20 pounds..	256,343,325	2,122,994	9,222,856	16,728,862	27,932,876	35,313,041	29,482,755	20,831,553	16,327,963	
21 Peanuts harvested for picking or threshing.....multiple units reporting..	4,166	32	162	304	500	608	521	355	289	
22 subunits reporting..	12,078	43	240	472	879	1,154	1,081	819	751	
23 acres..	106,611	149	1,143	2,673	5,823	8,286	8,422	6,516	6,528	
24 pounds..	107,129,341	127,492	1,115,797	2,730,506	5,845,714	8,404,105	8,354,014	6,469,668	6,928,855	
25 Horses and mules.....multiple units reporting..	22,461	453	1,443	2,271	3,546	3,963	2,879	1,859	1,321	
26 number..	86,882	757	2,937	5,287	9,142	11,686	9,657	6,997	5,474	
Landlord-tenant operations containing multiple units:										
27 All subunits including home farm.....number..	88,817	1,568	4,371	6,379	10,191	12,292	9,831	6,988	5,428	
28 Land in all subunits including home farm.....acres..	5,900,748	24,346	98,137	182,569	371,653	575,542	565,361	449,186	383,007	
29 Owned by operator of multiple unit.....acres..	5,164,011	22,234	91,694	166,065	336,444	514,288	502,069	389,824	328,883	
30 Rented by operator of multiple unit.....acres..	736,737	2,112	6,443	16,504	35,209	61,254	63,292	59,362	54,124	
31 Subunits not included in multiple units.....operators reporting..	6,916	164	364	481	789	982	823	609	465	
32 number..	14,129	214	608	707	1,183	1,541	1,407	1,020	853	
33 Share tenants.....number..	8,677	100	354	396	689	832	841	646	540	
34 Other tenants, not croppers nor share tenants.....number..	5,452	114	254	311	494	709	566	374	313	
35 Land in subunits not included in multiple units.....acres..	634,586	10,245	26,186	26,658	38,679	58,599	68,490	46,472	38,840	

Item (For definitions and explanations, see text)	Area 2									
	Total	Size of unit								
		Under 30 acres	30 to 49 acres	50 to 69 acres	70 to 99 acres	100 to 139 acres	140 to 179 acres	180 to 219 acres	220 to 259 acres	
1 Multiple-unit operations.....number..	217	14	15	25	32	41	23	12	14	
2 Subunits in multiple-unit operations.....total number..	469	28	30	50	64	84	50	27	30	
3 Home farms.....number..	212	12	15	25	31	41	23	11	14	
4 Cropper farms.....number..	257	16	15	25	33	43	27	16	16	
5 Land in multiple-unit operations.....total acres..	40,445	282	574	1,442	2,684	4,722	3,668	2,365	3,351	
6 Home farms.....acres..	34,568	188	428	1,190	2,113	3,935	3,073	1,691	3,101	
7 Cropper farms.....acres..	5,877	94	146	252	571	787	595	674	250	
8 Cropland harvested.....total acres..	7,819	118	170	461	772	1,208	1,008	678	618	
9 Corn harvested for grain.....multiple units reporting..	200	13	11	22	30	37	22	11	14	
10 subunits reporting..	329	15	17	31	45	54	37	22	24	
11 acres..	2,667	64	65	174	259	338	332	223	229	
12 bushels..	84,952	1,311	1,645	5,243	7,897	10,549	9,496	4,900	7,871	
13 Cotton harvested.....multiple units reporting..	34	2	3	8	6	3	3	3	1	
14 subunits reporting..	51	2	4	10	7	4	4	5	1	
15 acres..	205	5	10	33	33	33	33	16	4	
16 bales..	137	5	7	20	22	17	12	3	3	
17 Tobacco harvested.....multiple units reporting..	94	7	9	10	20	24	11	4	
18 subunits reporting..	134	8	9	9	30	33	17	8	
19 acres..	353	11	15	27	63	86	46	22	
20 pounds..	348,697	9,066	17,400	26,800	65,700	81,200	46,930	23,900	
21 Peanuts harvested for picking or threshing.....multiple units reporting..	1	1	
22 subunits reporting..	1	1	
23 acres..	1	1	
24 pounds..	900	900	
25 Horses and mules.....multiple units reporting..	161	6	11	16	28	28	17	12	11	
26 number..	324	8	13	35	49	49	34	30	26	
Landlord-tenant operations containing multiple units:										
27 All subunits including home farm.....number..	520	32	30	52	67	98	55	29	32	
28 Land in all subunits including home farm.....acres..	41,578	300	574	1,477	2,706	5,017	3,705	2,534	3,366	
29 Owned by operator of multiple unit.....acres..	40,425	300	557	1,473	2,599	5,001	3,675	2,534	3,336	
30 Rented by operator of multiple unit.....acres..	1,153	17	4	107	16	30	30	
31 Subunits not included in multiple units.....operators reporting..	33	2	2	2	8	5	1	2	
32 number..	51	4	2	3	14	5	2	2	
33 Share tenants.....number..	13	1	5	1	1	1	
34 Other tenants, not croppers nor share tenants.....number..	38	4	2	2	9	4	1	1	
35 Land in subunits not included in multiple units.....acres..	1,133	18	35	22	295	37	169	15	

MULTIPLE-UNIT OPERATIONS

Economic Area Table 1.— MULTIPLE-UNIT OPERATIONS,

[Data for units, land in units, and number of horses and mules relate to April 1, 1950;

Item (For definitions and explanations, see text)	Area 4a								
	Total	Size of unit							
		Under 30 acres	30 to 49 acres	50 to 69 acres	70 to 99 acres	100 to 139 acres	140 to 179 acres	180 to 219 acres	220 to 259 acres
1 Multiple-unit operations.....number..	386	8	18	32	46	76	59	33	28
2 Subunits in multiple-unit operations.....total number..	922	16	40	66	96	164	129	80	67
3 Home farms.....number..	376	7	16	31	46	74	59	33	27
4 Cropper farms.....number..	546	9	24	35	50	90	70	47	40
5 Land in multiple-unit operations.....total acres..	96,461	153	704	1,887	3,881	8,991	9,262	6,549	6,661
6 Home farms.....acres..	85,016	89	411	1,396	3,071	7,484	7,674	5,576	5,476
7 Cropper farms.....acres..	13,445	64	293	491	810	1,507	1,588	973	1,185
8 Cropland harvested.....total acres..	22,089	59	378	634	1,246	2,580	2,573	1,780	1,920
9 Corn harvested for grain.....multiple units reporting..	362	4	15	31	45	69	57	32	27
10 subunits reporting..	662	5	21	42	64	116	98	63	58
11 acres..	5,447	23	140	227	398	756	673	528	552
12 bushels..	163,503	715	3,880	5,962	11,434	25,207	21,084	16,492	16,796
13 Cotton harvested.....multiple units reporting..	133	2	4	9	10	16	19	13	12
14 subunits reporting..	242	2	6	13	11	22	31	27	19
15 acres..	1,855	3	21	87	50	96	189	159	121
16 bales..	1,326	3	17	69	42	77	158	142	93
17 Tobacco harvested.....multiple units reporting..	281	3	13	20	34	61	47	19	21
18 subunits reporting..	447	3	18	24	45	95	67	34	36
19 acres..	1,855	9	64	100	220	364	253	153	128
20 pounds..	1,692,066	7,800	54,600	101,328	192,491	323,659	224,367	140,186	114,259
21 Peanuts harvested for picking or threshing.....multiple units reporting..
22 subunits reporting..
23 acres..
24 pounds..
25 Horses and mules.....multiple units reporting..	338	4	13	25	43	67	56	32	25
26 number..	956	6	32	50	94	170	125	94	73
Landlord-tenant operations containing multiple units:									
27 All subunits including home farm.....number..	1,089	18	45	73	103	180	150	89	81
28 Land in all subunits including home farm.....acres..	106,524	421	912	2,050	3,967	9,276	9,855	6,766	8,145
29 Owned by operator of multiple unit.....acres..	100,700	421	892	1,932	3,586	8,540	9,366	6,708	7,950
30 Rented by operator of multiple unit.....acres..	5,824	20	118	381	736	499	58	195
31 Subunits not included in multiple units. operators reporting..	98	2	5	6	4	11	16	7	9
32 number..	167	2	5	7	7	16	21	9	14
33 Share tenants.....number..	77	1	2	3	2	9	3	11
34 Other tenants, not croppers nor share tenants.....number..	90	2	4	5	4	14	12	6	3
35 Land in subunits not included in multiple units.....acres..	10,063	268	208	163	86	285	603	217	1,484

Item (For definitions and explanations, see text)	Areas 5 and D								
	Total	Size of unit							
		Under 30 acres	30 to 49 acres	50 to 69 acres	70 to 99 acres	100 to 139 acres	140 to 179 acres	180 to 219 acres	220 to 259 acres
1 Multiple-unit operations.....number..	2,327	42	167	266	431	431	280	208	122
2 Subunits in multiple-unit operations.....total number..	6,312	85	342	555	951	1,022	698	599	374
3 Home farms.....number..	2,203	38	159	239	403	415	269	195	119
4 Cropper farms.....number..	4,109	47	183	316	548	607	429	404	255
5 Land in multiple-unit operations.....total acres..	424,591	943	6,891	15,702	36,107	50,918	44,132	41,250	29,040
6 Home farms.....acres..	309,236	415	4,226	8,952	23,600	35,430	32,079	28,943	22,072
7 Cropper farms.....acres..	115,355	528	2,665	6,750	12,507	15,488	12,053	12,307	6,968
8 Cropland harvested.....total acres..	174,227	573	4,168	9,654	19,053	24,802	19,537	18,179	12,470
9 Corn harvested for grain.....multiple units reporting..	2,202	31	143	245	410	418	265	200	117
10 subunits reporting..	4,707	37	199	401	711	765	518	463	280
11 acres..	37,699	133	924	2,306	4,413	5,613	4,286	4,064	2,530
12 bushels..	939,289	3,360	24,301	63,093	115,369	146,921	106,802	103,264	58,650
13 Cotton harvested.....multiple units reporting..	2,222	31	156	255	403	414	270	203	120
14 subunits reporting..	5,034	44	249	443	736	797	550	487	297
15 acres..	73,231	275	2,198	5,161	8,739	10,801	8,110	7,546	4,810
16 bales..	48,886	190	1,544	3,401	6,010	7,298	5,426	5,048	3,163
17 Tobacco harvested.....multiple units reporting..	49	2	6	1	2	7	4	3	2
18 subunits reporting..	61	2	6	1	2	7	5	3	2
19 acres..	156	5	9	1	1	15	6	5	4
20 pounds..	151,325	4,400	9,900	1,800	660	14,000	6,112	6,300	5,000
21 Peanuts harvested for picking or threshing.....multiple units reporting..	6	1	2	1	1	1
22 subunits reporting..	8	1	2	1	3	1
23 acres..	7	(1)	2	1	3	1
24 pounds..	4,322	22	280	750	3,000	270
25 Horses and mules.....multiple units reporting..	1,902	21	112	201	347	354	235	181	111
26 number..	5,922	33	198	415	786	858	653	596	363
Landlord-tenant operations containing multiple units:									
27 All subunits including home farm.....number..	7,315	97	392	618	1,064	1,146	813	693	440
28 Land in all subunits including home farm.....acres..	465,312	1,649	7,751	18,927	39,147	56,045	49,056	44,244	32,787
29 Owned by operator of multiple unit.....acres..	406,242	1,578	7,484	17,787	35,257	50,569	43,035	38,279	27,287
30 Rented by operator of multiple unit.....acres..	59,070	71	267	1,140	3,890	5,476	6,021	5,965	5,500
31 Subunits not included in multiple units. operators reporting..	566	9	26	42	70	90	75	63	39
32 number..	1,003	12	50	63	113	124	115	94	66
33 Share tenants.....number..	558	5	15	33	50	70	77	52	48
34 Other tenants, not croppers nor share tenants.....number..	445	7	35	30	63	54	38	42	18
35 Land in subunits not included in multiple units.....acres..	40,721	706	860	3,225	3,040	5,127	4,924	2,994	3,747

¹Reported in small fractions.

MULTIPLE-UNIT OPERATIONS

Economic Area Table 1.— MULTIPLE-UNIT OPERATIONS,

[Data for units, land in units, and number of horses and mules relate to April 1, 1950;

Item (For definitions and explanations, see text)	Area 7								
	Total	Size of unit							
		Under 30 acres	30 to 49 acres	50 to 69 acres	70 to 99 acres	100 to 139 acres	140 to 179 acres	180 to 219 acres	220 to 259 acres
1 Multiple-unit operations.....number..	2,531	22	92	177	302	377	323	212	173
2 Subunits in multiple-unit operations.....total number..	8,654	48	197	372	675	891	839	606	568
3 Home farms.....number..	1,955	18	70	139	219	296	251	166	130
4 Cropper farms.....number..	6,699	30	127	233	456	595	588	440	438
5 Land in multiple-unit operations.....total acres..	777,260	443	3,717	10,408	25,481	43,733	50,872	42,165	41,289
6 Home farms.....acres..	464,239	205	1,412	4,610	12,175	22,599	25,977	21,729	19,301
7 Cropper farms.....acres..	313,021	238	2,305	5,798	13,306	21,134	24,895	20,436	21,988
8 Cropland harvested.....total acres..	252,329	319	2,858	6,301	13,525	20,079	21,277	15,786	15,731
9 Corn harvested for grain.....multiple units reporting..	2,498	18	87	175	296	375	320	209	172
10 subunits reporting..	7,293	24	140	309	564	767	716	527	488
11 acres..	82,433	103	965	2,182	4,687	7,006	7,309	5,493	5,257
12 bushels..	2,820,692	2,875	32,554	75,098	149,315	243,947	253,438	188,342	174,888
13 Cotton harvested.....multiple units reporting..	2,056	15	63	128	226	295	258	175	146
14 subunits reporting..	5,465	18	87	191	389	526	488	369	369
15 acres..	44,199	54	358	1,119	2,254	3,188	3,438	2,523	2,803
16 bales..	26,526	30	216	682	1,335	1,886	2,018	1,515	1,648
17 Tobacco harvested.....multiple units reporting..	1,839	10	60	126	212	292	231	162	128
18 subunits reporting..	4,875	13	95	195	362	539	478	363	328
19 acres..	17,557	34	260	616	1,157	1,776	1,684	1,317	1,213
20 pounds..	20,985,834	33,788	392,002	716,113	1,367,222	2,190,545	2,003,794	1,541,833	1,479,315
21 Peanuts harvested for picking or threshing.....multiple units reporting..	2,440	15	82	169	288	363	313	206	170
22 subunits reporting..	7,074	20	129	266	521	706	668	496	465
23 acres..	74,801	80	790	1,849	4,244	6,052	6,295	4,782	4,858
24 pounds..	79,347,726	71,619	810,934	2,061,617	4,557,325	6,486,424	6,578,436	4,972,007	5,521,305
25 Horses and mules.....multiple units reporting..	2,320	16	74	150	274	346	297	198	158
26 number..	12,711	37	190	379	868	1,236	1,168	873	804
Landlord-tenant operations containing multiple units:									
27 All subunits including home farm.....number..	10,308	58	250	432	784	1,010	1,019	692	656
28 Land in all subunits including home farm.....acres..	885,661	587	7,584	12,686	29,588	52,020	66,061	47,785	48,082
29 Owned by operator of multiple unit.....acres..	730,145	495	7,391	10,750	25,795	45,709	58,628	40,496	41,841
30 Rented by operator of multiple unit.....acres..	155,516	92	193	1,936	3,793	6,311	7,433	7,289	6,241
31 Subunits not included in multiple units, operators reporting..	797	8	26	38	70	73	80	51	42
32 number..	1,654	10	53	60	109	119	180	86	88
33 Share tenants.....number..	874	8	26	34	51	49	82	64	47
34 Other tenants, not croppers nor share tenants.....number..	780	2	27	26	58	70	98	22	41
35 Land in subunits not included in multiple units.....acres..	108,401	144	3,867	2,278	4,107	8,287	15,189	5,620	6,793

Item (For definitions and explanations, see text)	Area 9								
	Total	Size of unit							
		Under 30 acres	30 to 49 acres	50 to 69 acres	70 to 99 acres	100 to 139 acres	140 to 179 acres	180 to 219 acres	220 to 259 acres
1 Multiple-unit operations.....number..	1,372	31	118	132	182	217	147	92	82
2 Subunits in multiple-unit operations.....total number..	4,059	60	250	271	423	536	400	257	270
3 Home farms.....number..	1,234	23	90	113	155	196	139	83	77
4 Cropper farms.....number..	2,825	37	160	158	268	340	261	174	193
5 Land in multiple-unit operations.....total acres..	370,687	640	4,756	7,789	15,229	25,591	22,974	18,353	19,626
6 Home farms.....acres..	292,753	255	2,091	4,373	9,223	16,634	16,617	12,774	13,716
7 Cropper farms.....acres..	77,934	385	2,665	3,416	6,006	8,957	6,357	5,579	5,910
8 Cropland harvested.....total acres..	124,870	477	3,378	4,629	8,108	12,294	10,150	7,734	7,791
9 Corn harvested for grain.....multiple units reporting..	1,332	28	113	128	179	211	143	89	80
10 subunits reporting..	3,242	36	184	214	348	443	314	204	223
11 acres..	34,558	203	1,230	1,661	3,016	4,335	3,235	2,104	2,379
12 bushels..	864,253	5,510	30,281	43,708	72,299	110,008	86,705	52,609	59,743
13 Cotton harvested.....multiple units reporting..	1,203	24	102	113	159	188	128	79	73
14 subunits reporting..	2,908	27	154	184	269	367	285	181	200
15 acres..	41,141	126	1,149	1,557	2,416	4,023	3,410	2,612	2,687
16 bales..	17,916	59	484	659	982	1,703	1,470	1,134	1,204
17 Tobacco harvested.....multiple units reporting..	1,138	26	94	116	157	183	126	79	67
18 subunits reporting..	2,317	35	154	192	280	338	241	164	173
19 acres..	8,124	85	452	596	916	1,176	842	625	629
20 pounds..	9,668,378	108,882	547,545	730,882	1,185,911	1,437,954	1,017,963	721,859	766,475
21 Peanuts harvested for picking or threshing.....multiple units reporting..	51	2	7	13	13	13	5	5	3
22 subunits reporting..	82	3	2	10	18	8	8	5	3
23 acres..	296	4	3	27	54	25	19	28	28
24 pounds..	250,040	3,250	3,400	11,110	46,772	16,701	18,760	18,640	18,640
25 Horses and mules.....multiple units reporting..	1,136	17	84	105	149	183	130	79	74
26 number..	4,273	34	167	233	358	543	411	268	308
Landlord-tenant operations containing multiple units:									
27 All subunits including home farm.....number..	5,911	80	355	344	540	684	542	367	353
28 Land in all subunits including home farm.....acres..	442,463	1,196	9,898	10,430	20,226	30,788	33,345	23,367	21,856
29 Owned by operator of multiple unit.....acres..	385,236	1,137	9,444	9,307	18,642	26,606	29,893	20,776	18,865
30 Rented by operator of multiple unit.....acres..	57,227	59	454	1,123	1,584	4,182	3,452	2,591	2,991
31 Subunits not included in multiple units, operators reporting..	591	10	34	63	83	48	45	39	39
32 number..	1,892	20	105	73	117	148	142	110	83
33 Share tenants.....number..	1,368	13	95	62	73	105	105	83	54
34 Other tenants, not croppers nor share tenants.....number..	484	7	10	11	44	43	37	27	29
35 Land in subunits not included in multiple units.....acres..	71,776	556	5,142	2,641	4,997	5,197	10,371	5,014	2,230

MULTIPLE-UNIT OPERATIONS

Economic Area Table 1.—MULTIPLE-UNIT OPERATIONS, BY SIZE OF UNIT: CENSUS OF 1950—Continued

[Data for units, land in farms, and number of horses and mules relate to April 1, 1950; those for cropland harvested and crops harvested relate to 1949]

Item (For definitions and explanations, see text)	Area 11					
	Total	Size of unit				
		Under 30 acres	30 to 49 acres	50 to 69 acres	70 to 99 acres	100 to 139 acres
1 Multiple-unit operations.....number..	2,647	99	248	293	376	409
2 Subunits in multiple-unit operations.....total number..	7,178	203	528	649	856	1,010
3 home farms.....number..	2,448	86	206	253	346	383
4 Cropper farms.....number..	4,730	117	322	396	510	627
5 Land in multiple-unit operations.....total acres..	560,128	2,059	9,931	17,233	31,320	47,809
6 Home farms.....acres..	448,702	1,050	5,304	10,329	21,117	34,423
7 Cropper farms.....acres..	111,426	1,009	4,627	6,904	10,203	13,386
8 Cropland harvested.....total acres..	150,155	1,340	6,350	9,649	14,613	19,187
9 Corn harvested for grain.....multiple units reporting..	2,602	93	238	288	370	405
10 subunits reporting..	5,893	132	402	527	701	828
11 acres..	75,542	725	3,342	4,898	7,432	9,856
12 bushels..	1,823,118	18,281	85,449	121,176	182,537	235,614
13 Cotton harvested.....multiple units reporting..	722	7	37	62	89	122
14 subunits reporting..	1,166	7	44	81	117	175
15 acres..	6,808	17	153	376	652	1,010
16 bales..	2,645	10	72	155	276	382
17 Tobacco harvested.....multiple units reporting..	2,563	87	236	279	369	401
18 subunits reporting..	5,475	110	379	482	659	770
19 acres..	23,845	286	1,301	1,780	2,600	3,149
20 pounds..	26,182,813	287,841	1,428,225	1,977,176	2,921,953	3,505,587
21 Peanuts harvested for picking or threshing...multiple units reporting..	278	3	22	20	33	33
22 subunits reporting..	459	3	32	30	47	55
23 acres..	1,844	3	75	91	162	209
24 pounds..	1,464,879	2,401	60,905	68,476	123,244	188,522
25 Horses and mules.....multiple units reporting..	2,393	82	221	261	342	367
26 number..	7,073	114	405	534	794	952
Landlord-tenant operations containing multiple units:						
27 All subunits including home farm.....number..	8,722	232	602	731	1,001	1,256
28 Land in all subunits including home farm.....acres..	604,157	2,739	11,888	18,587	34,823	52,783
29 Owned by operator of multiple unit.....acres..	569,980	2,650	11,153	17,841	32,609	49,509
30 Rented by operator of multiple unit.....acres..	34,177	89	735	746	2,214	3,274
31 Subunits not included in multiple units...operators reporting..	788	24	49	59	88	108
32 number..	1,544	29	74	82	145	246
33 Share tenants.....number..	797	8	22	37	78	94
34 Other tenants, not croppers nor share tenants.....number..	747	21	52	45	67	152
35 Land in subunits not included in multiple units.....acres..	44,029	680	1,957	1,354	3,503	4,974

Economic Area Table 1.—MULTIPLE-UNIT OPERATIONS, BY SIZE OF UNIT: CENSUS OF 1950—Continued

[Data for units, land in farms, and number of horses and mules relate to April 1, 1950; those for cropland harvested and crops harvested relate to 1949]

Item (For definitions and explanations, see text)	Area 11—Continued					
	Size of unit—Continued					
	140 to 179 acres	180 to 219 acres	220 to 259 acres	260 to 499 acres	500 to 999 acres	1,000 acres and over
1 Multiple-unit operations.....number..	304	207	160	358	138	55
2 Subunits in multiple-unit operations.....total number..	814	558	480	1,183	605	292
3 Home farms.....number..	287	200	155	343	134	55
4 Cropper farms.....number..	527	358	325	840	471	237
5 Land in multiple-unit operations.....total acres..	47,794	40,867	37,970	126,168	92,755	106,222
6 Home farms.....acres..	35,360	31,489	29,656	102,076	78,156	99,742
7 Cropper farms.....acres..	12,434	9,378	8,314	24,092	14,599	6,480
8 Cropland harvested.....total acres..	16,995	11,962	11,080	32,213	16,927	9,839
9 Corn harvested for grain.....multiple units reporting..	301	206	157	354	135	55
10 subunits reporting..	685	455	392	1,020	512	239
11 acres..	9,000	6,158	5,246	16,073	8,330	4,482
12 bushels..	212,526	148,545	125,338	384,204	197,646	111,802
13 Cotton harvested.....multiple units reporting..	86	66	55	117	59	22
14 subunits reporting..	133	115	94	224	127	49
15 acres..	765	584	689	1,374	802	386
16 bales..	274	224	274	507	324	147
17 Tobacco harvested.....multiple units reporting..	300	202	153	348	135	53
18 subunits reporting..	636	433	360	941	477	228
19 acres..	2,844	1,902	1,574	4,621	2,396	1,392
20 pounds..	3,119,814	2,135,356	1,715,841	5,192,743	2,468,674	1,429,603
21 Peanuts harvested for picking or threshing...multiple units reporting..	33	27	22	55	19	11
22 subunits reporting..	51	47	27	90	48	29
23 acres..	233	195	121	409	183	163
24 pounds..	196,594	163,967	90,990	293,466	169,174	107,140
25 Horses and mules.....multiple units reporting..	282	185	148	326	128	51
26 number..	828	577	509	1,300	685	375
Landlord-tenant operations containing multiple units:						
27 All subunits including home farm.....number..	951	660	578	1,513	798	400
28 Land in all subunits including home farm.....acres..	53,205	43,320	43,160	136,323	97,338	109,991
29 Owned by operator of multiple unit.....acres..	50,165	41,490	37,960	128,859	90,717	107,027
30 Rented by operator of multiple unit.....acres..	3,040	1,830	5,200	7,464	6,621	2,964
31 Subunits not included in multiple units...operators reporting..	83	70	49	154	73	31
32 number..	137	102	98	330	193	108
33 Share tenants.....number..	74	42	50	209	126	57
34 Other tenants, not croppers nor share tenants.....number..	63	60	48	121	67	51
35 Land in subunits not included in multiple units.....acres..	5,411	2,453	5,190	10,155	4,583	3,769

AND TENURE OF OPERATOR: CENSUS OF 1950

those for cropland harvested and crops harvested relate to 1949]

Table 1: Area 1 (part) - Color and tenure of operator. Columns include Total, White, Non-white for All operators, Full owners, Part owners, Managers, and Tenants.

Table 2: Areas 2, 3, B, and C - Color and tenure of operator. Columns include Total, White, Non-white for All operators, Full owners, Part owners, Managers, and Tenants.

AND TENURE OF OPERATOR: CENSUS OF 1950—Continued

those for cropland harvested and crops harvested relate to 1949]

Table with columns for Area 7-Continued and Area 8. Rows include categories like Tenants, Full owners, Part owners, Managers, and Tenants, with sub-columns for Total, White, Non-white.

Table with columns for Area 9-Continued and Area 10. Rows include categories like Tenants, Full owners, Part owners, Managers, and Tenants, with sub-columns for Total, White, Non-white.

MULTIPLE-UNIT OPERATIONS

Economic Area Table 2.—MULTIPLE-UNIT OPERATIONS, BY COLOR AND TENURE OF OPERATOR: CENSUS OF 1950—Continued

[Data for units, land in farms, and number of horses and mules relate to April 1, 1950; those for cropland harvested and crops harvested relate to 1949]

Item (For definitions and explanations, see text)	Area 11					
	All operators			Color and tenure of operator		
	Total	White	Nonwhite	Full owners		
				Total	White	Nonwhite
1 Multiple-unit operations.....number..	2,647	2,510	137	2,217	2,107	110
2 Subunits in multiple-unit operations..total number..	7,178	6,841	337	6,012	5,743	269
3 Home farms.....number..	2,448	2,316	132	2,024	1,918	106
4 Cropper farms.....number..	4,730	4,525	205	3,988	3,825	163
5 Land in multiple-unit operations.....total acres..	560,128	543,284	16,844	457,091	443,744	13,347
6 Home farms.....acres..	448,702	435,399	13,303	362,632	351,984	10,648
7 Cropper farms.....acres..	111,426	107,885	3,541	94,459	91,760	2,699
8 Cropland harvested.....total acres..	150,155	144,221	5,934	121,714	117,075	4,639
9 Corn harvested for grain.....multiple units reporting..	2,602	2,466	136	2,179	2,070	109
10 subunits reporting..	5,893	5,613	280	4,901	4,682	219
11 acres..	75,542	72,511	3,031	61,869	59,535	2,334
12 bushels..	1,823,118	1,753,006	70,112	1,503,953	1,449,715	54,238
13 Cotton harvested.....multiple units reporting..	722	661	61	567	519	48
14 subunits reporting..	1,166	1,065	101	920	845	75
15 acres..	6,808	6,417	391	5,172	4,852	320
16 bales..	2,645	2,509	136	2,024	1,919	105
17 Tobacco harvested.....multiple units reporting..	2,563	2,431	132	2,149	2,044	105
18 subunits reporting..	5,475	5,222	253	4,556	4,361	195
19 acres..	23,845	22,919	926	19,614	18,930	684
20 pounds..	26,182,813	25,284,286	898,527	21,705,910	21,024,799	681,111
21 Peanuts harvested for picking or threshing.....multiple units reporting..	278	256	22	237	219	18
22 subunits reporting..	459	428	31	383	360	23
23 acres..	1,844	1,756	88	1,497	1,428	69
24 pounds..	1,464,879	1,393,233	71,646	1,184,985	1,124,883	60,102
25 Horses and mules.....multiple units reporting..	2,293	2,268	125	1,996	1,895	101
26 number..	7,073	6,756	317	5,892	5,651	241
Landlord-tenant operations containing multiple units:						
27 All subunits including home farm.....number..	8,722	8,332	390	7,315	7,000	315
28 Land in all subunits including home farm.....acres..	604,157	584,875	19,282	491,365	475,680	15,685
29 Owned by operator of multiple unit.....acres..	569,980	551,621	18,359	491,365	475,680	15,685
30 Rented by operator of multiple unit.....acres..	34,177	33,254	923
31 Subunits not included in multiple units.....operators reporting..	788	750	38	661	628	33
32 number..	1,544	1,491	53	1,303	1,257	46
33 Share tenants.....number..	797	770	27	666	643	23
34 Other tenants, not croppers nor share tenants.....number..	747	721	26	637	614	23
35 Land in subunits not included in multiple units.....acres..	44,029	41,591	2,438	34,274	31,936	2,338

Item (For definitions and explanations, see text)	Area 11—Continued								
	Color and tenure of operator—Continued								
	Part owners			Managers			Tenants		
	Total	White	Nonwhite	Total	White	Nonwhite	Total	White	Nonwhite
1 Multiple-unit operations.....number..	361	338	23	11	10	1	58	55	3
2 Subunits in multiple-unit operations..total number..	990	934	56	38	32	6	138	132	6
3 Home farms.....number..	358	336	22	10	9	1	56	53	3
4 Cropper farms.....number..	632	598	34	28	23	5	82	79	3
5 Land in multiple-unit operations.....total acres..	81,961	79,623	2,338	9,064	8,142	922	12,012	11,775	237
6 Home farms.....acres..	67,292	65,649	1,643	8,443	7,624	819	10,335	10,142	193
7 Cropper farms.....acres..	14,669	13,974	695	621	518	103	1,677	1,633	44
8 Cropland harvested.....total acres..	23,987	22,890	1,097	982	852	130	3,472	3,404	68
9 Corn harvested for grain.....multiple units reporting..	355	332	23	11	10	1	57	54	3
10 subunits reporting..	840	790	50	35	29	6	117	112	5
11 acres..	11,484	10,910	574	479	392	87	1,710	1,674	36
12 bushels..	269,758	257,065	12,693	10,620	8,680	1,940	38,787	37,546	1,241
13 Cotton harvested.....multiple units reporting..	133	121	12	4	4	18	17	1
14 subunits reporting..	213	188	25	5	5	28	27	1
15 acres..	1,329	1,262	67	73	73	234	230	4
16 bales..	512	483	29	23	23	86	84	2
17 Tobacco harvested.....multiple units reporting..	348	325	23	11	10	1	55	52	3
18 subunits reporting..	779	731	48	31	25	6	109	105	4
19 acres..	3,589	3,393	196	179	149	30	463	447	16
20 pounds..	3,805,601	3,635,265	170,336	201,390	169,810	31,580	469,912	454,412	15,500
21 Peanuts harvested for picking or threshing.....multiple units reporting..	36	32	4	5	5
22 subunits reporting..	70	62	8	6	6
23 acres..	323	304	19	24	24
24 pounds..	263,654	252,110	11,544	16,240	16,240
25 Horses and mules.....multiple units reporting..	334	314	20	10	9	1	53	50	3
26 number..	1,001	936	65	51	44	7	129	125	4
Landlord-tenant operations containing multiple units:									
27 All subunits including home farm.....number..	1,207	1,146	61	51	43	8	149	143	6
28 Land in all subunits including home farm.....acres..	90,986	88,626	2,360	9,468	8,468	1,000	12,338	12,101	237
29 Owned by operator of multiple unit.....acres..	69,330	67,656	1,674	9,285	8,285	1,000
30 Rented by operator of multiple unit.....acres..	21,656	20,970	686	183	183	12,338	12,101	237
31 Subunits not included in multiple units.....operators reporting..	114	110	4	6	5	1	7	7
32 number..	217	212	5	13	11	2	11	11
33 Share tenants.....number..	117	115	2	8	6	2	6	6
34 Other tenants, not croppers nor share tenants.....number..	100	97	3	5	5	5	5
35 Land in subunits not included in multiple units.....acres..	9,025	9,003	22	404	326	78	326	326

Economic Area Table 3.—MULTIPLE-UNIT OPERATIONS, BY TYPE OF FARM: CENSUS OF 1950

[Data for units, land in units, and number of horses and mules relate to April 1, 1950; those for cropland harvested and crops harvested relate to 1949]

Item (For definitions and explanations, see text)	Total, selected areas			
	Total	Type of farm		
		Cotton	Tobacco	Peanut
1 Multiple-unit operations.....number..	25,252	2,955	13,276	60
2 Subunits in multiple-unit operations.....total number..	74,688	8,009	37,808	159
3 Home farms.....number..	22,395	2,793	11,863	57
4 Cropper farms.....number..	52,293	5,216	25,945	102
5 Land in multiple-unit operations.....total acres..	5,266,162	576,754	2,412,271	21,324
6 Home farms.....acres..	3,579,665	430,781	1,647,767	17,983
7 Cropper farms.....acres..	1,686,497	145,973	764,504	3,341
8 Cropland harvested.....total acres..	1,725,780	229,021	716,649	5,859
9 Corn harvested for grain.....multiple units reporting..	24,438	2,780	12,981	59
10 Subunits reporting.....	60,276	5,841	30,884	105
11 acres.....	613,595	49,197	303,366	2,250
12 bushels.....	18,251,069	1,253,658	9,060,316	70,213
13 Cotton harvested.....multiple units reporting..	14,790	2,955	4,302	4
14 Subunits reporting.....	35,219	6,566	9,068	11
15 acres.....	294,262	93,331	37,017	98
16 bales.....	175,752	61,534	23,333	64
17 Tobacco harvested.....multiple units reporting..	20,424	23	13,276
18 Subunits reporting.....	49,701	26	31,252
19 acres.....	224,033	51	151,247
20 pounds.....	256,343,325	59,784	169,034,755
21 Peanuts harvested for picking or threshing.....multiple units reporting..	4,166	6	797	60
22 Subunits reporting.....	12,078	12	1,723	108
23 acres.....	106,611	7	6,719	1,423
24 pounds.....	107,129,341	4,172	5,839,204	1,671,077
25 Horses and mules.....multiple units reporting..	22,461	2,405	12,143	51
26 number.....	86,882	7,573	42,356	151
Landlord-tenant operations containing multiple units:				
27 All subunits including home farm.....number..	88,817	9,629	43,775	189
28 Land in all subunits including home farm.....acres..	5,900,748	644,207	2,666,043	22,256
29 Owned by operator of multiple unit.....acres..	5,164,011	561,551	2,370,988	15,028
30 Rented by operator of multiple unit.....acres..	736,737	82,656	295,055	7,228
31 Subunits not included in multiple units.....operators reporting..	6,916	808	3,237	19
32 number.....	14,129	1,620	5,967	30
33 Share tenants.....number..	8,677	945	3,616	19
34 Other tenants, not croppers nor share tenants.....number..	5,452	675	2,351	11
35 Land in subunits not included in multiple units.....acres..	634,586	67,453	253,772	932

Item (For definitions and explanations, see text)	Total, selected areas—Continued				
	Type of farm—Continued				
	Cotton and tobacco	Cotton and peanut	Tobacco and peanut	Cotton, tobacco, and peanut	Miscellaneous
1 Multiple-unit operations.....number..	4,526	592	850	1,660	1,333
2 Subunits in multiple-unit operations.....total number..	14,091	1,866	2,695	7,092	2,968
3 Home farms.....number..	3,979	506	611	1,299	1,287
4 Cropper farms.....number..	10,112	1,360	2,084	5,793	1,681
5 Land in multiple-unit operations.....total acres..	970,373	212,677	204,226	574,710	293,827
6 Home farms.....acres..	644,152	154,577	103,730	332,792	247,883
7 Cropper farms.....acres..	326,221	58,100	100,496	241,918	45,944
8 Cropland harvested.....total acres..	349,114	59,993	67,771	212,289	85,084
9 Corn harvested for grain.....multiple units reporting..	4,461	581	846	1,655	1,075
10 Subunits reporting.....	11,765	1,443	2,368	6,134	1,736
11 acres.....	118,479	17,789	27,581	72,925	22,008
12 bushels.....	3,475,054	520,240	966,498	2,313,335	591,755
13 Cotton harvested.....multiple units reporting..	4,526	592	396	1,660	315
14 Subunits reporting.....	11,328	1,417	764	5,631	434
15 acres.....	97,499	14,452	2,371	47,020	2,474
16 bales.....	49,745	8,247	1,482	29,664	1,703
17 Tobacco harvested.....multiple units reporting..	4,526	6	850	1,660	83
18 Subunits reporting.....	10,784	6	2,219	5,257	157
19 acres.....	43,236	15	9,330	19,529	625
20 pounds.....	51,788,701	14,450	11,134,498	23,850,748	460,389
21 Peanuts harvested for picking or threshing.....multiple units reporting..	165	592	850	1,660	36
22 Subunits reporting.....	513	1,487	2,275	5,904	56
23 acres.....	3,411	19,199	19,066	56,374	412
24 pounds.....	2,735,095	22,438,967	18,180,306	55,825,026	435,494
25 Horses and mules.....multiple units reporting..	4,060	520	793	1,556	933
26 number.....	16,885	2,457	3,719	11,459	2,282
Landlord-tenant operations containing multiple units:					
27 All subunits including home farm.....number..	17,786	2,542	2,993	7,970	3,933
28 Land in all subunits including home farm.....acres..	1,123,416	253,139	222,499	636,586	332,602
29 Owned by operator of multiple unit.....acres..	1,010,067	197,776	195,787	520,297	292,517
30 Rented by operator of multiple unit.....acres..	113,349	55,363	26,712	116,289	40,085
31 Subunits not included in multiple units.....operators reporting..	1,595	269	164	406	418
32 number.....	3,695	676	298	878	965
33 Share tenants.....number..	2,555	407	134	466	535
34 Other tenants, not croppers nor share tenants.....number..	1,140	269	164	412	430
35 Land in subunits not included in multiple units.....acres..	153,043	40,462	18,273	61,876	38,775

MULTIPLE-UNIT OPERATIONS

Economic Area Table 3.—MULTIPLE-UNIT OPERATIONS, BY TYPE OF FARM: CENSUS OF 1950—Continued

[Data for units, land in units, and number of horses and mules relate to April 1, 1950; those for cropland harvested and crops harvested relate to 1949]

Item (For definitions and explanations, see text)	Area 1 (part)								
	Total	Type of farm							
		Cotton	Tobacco	Peanut	Cotton and tobacco	Cotton and peanut	Tobacco and peanut	Cotton, tobacco, and peanut	Miscellaneous
1 Multiple-unit operations..... number..	716		498						218
2 Subunits in multiple-unit operations..... total number..	1,599		1,140						459
3 Home farms..... number..	707		492						215
4 Cropper farms..... number..	892		648						244
5 Land in multiple-unit operations..... total acres..	117,651		82,419						35,232
6 Home farms..... acres..	104,369		72,246						32,123
7 Cropper farms..... acres..	13,282		10,173						3,109
8 Cropland harvested..... total acres..	17,092		11,203						5,889
9 Corn harvested for grain..... multiple units reporting..	658		475						183
10 subunits reporting..	1,077		792						285
11 acres..	4,628		3,355						1,273
12 bushels..	173,203		125,202						48,001
13 Cotton harvested..... multiple units reporting..									
14 subunits reporting..									
15 acres..									
16 bales..									
17 Tobacco harvested..... multiple units reporting..	527		458						29
18 subunits reporting..	791		759						32
19 acres..	957		948						9
20 pounds..	1,419,449		1,402,470						16,979
21 Peanuts harvested for picking or threshing..... multiple units reporting..									
22 subunits reporting..									
23 acres..									
24 pounds..									
25 Horses and mules..... multiple units reporting..	611		451						166
26 number..	1,341		993						348
Landlord-tenant operations containing multiple units:									
27 All subunits including home farm..... number..	1,843		1,332						511
28 Land in all subunits including home farm..... acres..	122,703		86,651						36,052
29 Owned by operator of multiple unit..... acres..	120,265		84,745						35,520
30 Rented by operator of multiple unit..... acres..	2,438		1,906						532
31 Subunits not included in multiple units..... operators reporting..	166		128						38
32 number..	244		192						52
33 Share tenants..... number..	89		79						10
34 Other tenants, not croppers nor share tenants..... number..	155		113						42
35 Land in subunits not included in multiple units..... acres..	5,052		4,232						820

Item (For definitions and explanations, see text)	Area 2								
	Total	Type of farm							
		Cotton	Tobacco	Peanut	Cotton and tobacco	Cotton and peanut	Tobacco and peanut	Cotton, tobacco, and peanut	Miscellaneous
1 Multiple-unit operations..... number..	217	8	81		13				115
2 Subunits in multiple-unit operations..... total number..	469	17	166		33				253
3 Home farms..... number..	212	7	78		13				114
4 Cropper farms..... number..	257	10	88		20				139
5 Land in multiple-unit operations..... total acres..	40,445	1,656	11,339		1,972				25,478
6 Home farms..... acres..	34,568	1,152	9,593		1,481				22,342
7 Cropper farms..... acres..	5,877	504	1,746		491				3,136
8 Cropland harvested..... total acres..	7,819	400	2,607		584				4,228
9 Corn harvested for grain..... multiple units reporting..	200	8	70		13				109
10 subunits reporting..	329	15	112		24				178
11 acres..	2,667	113	807		181				1,566
12 bushels..	84,952	4,980	24,745		5,235				49,992
13 Cotton harvested..... multiple units reporting..	34	8	8		13				5
14 subunits reporting..	51	13	9		23				6
15 acres..	205	80	19		82				24
16 bales..	137	48	13		59				17
17 Tobacco harvested..... multiple units reporting..	94		81		13				
18 subunits reporting..	134		115		19				
19 acres..	353		312		41				
20 pounds..	348,697		304,097		44,600				
21 Peanuts harvested for picking or threshing..... multiple units reporting..	1								1
22 subunits reporting..	1								1
23 acres..	1								
24 pounds..	900								900
25 Horses and mules..... multiple units reporting..	161	6	63		10				82
26 number..	324	14	121		19				170
Landlord-tenant operations containing multiple units:									
27 All subunits including home farm..... number..	520	22	188		33				277
28 Land in all subunits including home farm..... acres..	41,578	1,792	11,850		1,972				25,964
29 Owned by operator of multiple unit..... acres..	40,425	1,762	11,747		1,937				24,959
30 Rented by operator of multiple unit..... acres..	1,153	30	103		15				1,005
31 Subunits not included in multiple units..... operators reporting..	33	3	12						18
32 number..	51	5	22						24
33 Share tenants..... number..	13	3	6						4
34 Other tenants, not croppers nor share tenants..... number..	38	2	16						20
35 Land in subunits not included in multiple units..... acres..	1,133	136	511						486

Economic Area Table 3.—MULTIPLE-UNIT OPERATIONS, BY TYPE OF FARM: CENSUS OF 1950—Continued

[Data for units, land in units, and number of horses and mules relate to April 1, 1950; those for cropland harvested and crops harvested relate to 1949]

Item (For definitions and explanations, see text)		Areas 3, B, and C								
		Total	Type of farm							
			Cotton	Tobacco	Peanut	Cotton and tobacco	Cotton and peanut	Tobacco and peanut	Cotton, tobacco, and peanut	Miscellaneous
1	Multiple-unit operations.....number..	4,885	10	4,644	83	148
2	Subunits in multiple-unit operations.....total number..	12,566	20	12,017	220	309
3	Home farms.....number..	4,566	10	4,340	78	138
4	Cropper farms.....number..	8,000	10	7,677	142	171
5	Land in multiple-unit operations.....total acres..	830,710	2,094	790,671	13,388	24,557
6	Home farms.....acres..	587,043	1,967	537,308	8,441	19,327
7	Cropper farms.....acres..	263,667	127	253,363	4,947	5,230
8	Cropland harvested.....total acres..	198,211	213	190,305	3,524	4,169
9	Corn harvested for grain.....multiple units reporting..	4,665	6	4,483	81	95
10	Subunits reporting.....	9,525	9	9,216	172	128
11	acres.....	62,166	70	60,189	988	919
12	bushels..	1,893,650	1,650	1,830,722	31,555	29,723
13	Cotton harvested.....multiple units reporting..	338	10	238	83	7
14	Subunits reporting.....	627	10	447	162	8
15	acres..	2,316	54	1,334	905	23
16	bales..	1,825	28	1,117	662	18
17	Tobacco harvested.....multiple units reporting..	4,732	4,644	83	5
18	Subunits reporting.....	10,114	9,941	164	9
19	acres..	45,412	44,717	658	37
20	pounds..	45,101,750	44,425,948	641,402	34,400
21	Peanuts harvested for picking or threshing.....multiple units reporting..
22	Subunits reporting.....
23	acres..
24	pounds..
25	Horses and mules.....multiple units reporting..	4,421	9	4,243	73	96
26	number..	13,855	15	13,389	238	213
Landlord-tenant operations containing multiple units:										
27	All subunits including home farm.....number..	14,578	23	13,871	291	393
28	Land in all subunits including home farm.....acres..	947,602	2,161	898,395	16,997	30,049
29	Owned by operator of multiple unit.....acres..	807,508	2,149	761,822	15,746	27,791
30	Rented by operator of multiple unit.....acres..	140,094	12	136,573	1,251	2,258
31	Subunits not included in multiple units.....operators reporting..	1,192	2	1,107	38	45
32	number..	2,012	3	1,854	71	84
33	Share tenants.....number..	1,308	3	1,214	48	43
34	Other tenants, not croppers nor share tenants.....number..	704	640	23	41
35	Land in subunits not included in multiple units.....acres..	116,892	67	107,724	3,609	5,492

Item (For definitions and explanations, see text)		Area 4a								
		Total	Type of farm							
			Cotton	Tobacco	Peanut	Cotton and tobacco	Cotton and peanut	Tobacco and peanut	Cotton, tobacco, and peanut	Miscellaneous
1	Multiple-unit operations.....number..	386	40	217	56	73
2	Subunits in multiple-unit operations.....total number..	922	98	489	177	158
3	Home farms.....number..	376	39	211	55	71
4	Cropper farms.....number..	546	59	278	122	87
5	Land in multiple-unit operations.....total acres..	96,461	13,319	38,438	27,312	17,392
6	Home farms.....acres..	83,016	11,145	32,726	24,469	14,676
7	Cropper farms.....acres..	13,445	2,174	5,712	2,843	2,716
8	Cropland harvested.....total acres..	22,089	2,464	8,976	6,208	4,441
9	Corn harvested for grain.....multiple units reporting..	362	38	210	55	59
10	Subunits reporting.....	662	70	371	134	87
11	acres.....	5,447	590	2,735	1,209	913
12	bushels..	163,503	17,875	87,329	30,791	27,508
13	Cotton harvested.....multiple units reporting..	133	40	17	56	20
14	Subunits reporting.....	242	69	22	124	27
15	acres..	1,855	545	60	1,125	125
16	bales..	1,326	429	44	755	98
17	Tobacco harvested.....multiple units reporting..	281	2	217	56	6
18	Subunits reporting.....	447	2	338	100	7
19	acres..	1,855	3	1,512	326	14
20	pounds..	1,692,066	2,500	1,411,376	265,890	12,300
21	Peanuts harvested for picking or threshing.....multiple units reporting..
22	Subunits reporting.....
23	acres..
24	pounds..
25	Horses and mules.....multiple units reporting..	338	35	199	51	53
26	number..	956	95	563	175	123
Landlord-tenant operations containing multiple units:										
27	All subunits including home farm.....number..	1,089	120	561	221	187
28	Land in all subunits including home farm.....acres..	106,524	14,146	40,952	32,023	19,403
29	Owned by operator of multiple unit.....acres..	100,700	13,587	37,658	30,582	18,873
30	Rented by operator of multiple unit.....acres..	5,824	559	3,294	1,441	530
31	Subunits not included in multiple units.....operators reporting..	98	12	44	24	18
32	number..	167	22	72	44	29
33	Share tenants.....number..	77	12	27	25	13
34	Other tenants, not croppers nor share tenants.....number..	90	10	45	19	16
35	Land in subunits not included in multiple units.....acres..	10,063	827	2,514	4,711	2,011

MULTIPLE-UNIT OPERATIONS

Economic Area Table 3.—MULTIPLE-UNIT OPERATIONS, BY TYPE OF FARM: CENSUS OF 1950—Continued

[Data for units, land in units, and number of horses and mules relate to April 1, 1950; those for cropland harvested and crops harvested relate to 1949]

Item (For definitions and explanations, see text)		Area 4b								
		Total	Type of farm							
			Cotton	Tobacco	Peanut	Cotton and tobacco	Cotton and peanut	Tobacco and peanut	Cotton, tobacco, and peanut	Miscellaneous
1	Multiple-unit operations..... number..	695	424	28	45	3	195
2	Subunits in multiple-unit operations..... total number..	1,618	1,016	62	116	6	418
3	Home farms..... number..	684	416	27	45	3	193
4	Cropper farms..... number..	934	600	35	71	3	225
5	Land in multiple-unit operations..... total acres..	133,073	84,223	4,342	9,301	193	35,014
6	Home farms..... acres..	106,825	67,898	3,532	6,888	150	28,257
7	Cropper farms..... acres..	26,248	16,325	810	2,413	43	6,657
8	Cropland harvested..... total acres..	49,782	32,194	1,163	2,875	60	13,490
9	Corn harvested for grain..... multiple units reporting..	599	383	25	42	3	146
10 subunits reporting..	932	617	39	67	4	205
11 acres..	8,831	5,969	286	632	18	1,926
12 bushels..	238,671	160,347	9,635	16,345	750	51,594
13	Cotton harvested..... multiple units reporting..	571	424	6	45	3	93
14 subunits reporting..	990	780	9	82	4	115
15 acres..	8,670	7,507	17	518	18	610
16 bales..	7,321	6,274	14	456	12	565
17	Tobacco harvested..... multiple units reporting..	75	28	45	2
18 subunits reporting..	107	40	65	2
19 acres..	288	122	163	3
20 pounds..	270,544	115,080	151,664	3,800
21	Peanuts harvested for picking or thrashing..... multiple units reporting..	4	1	3
22 subunits reporting..	8	5	3
23 acres..	4	1	3
24 pounds..	2,940	600	2,340
25	Horses and mules..... multiple units reporting..	560	354	22	43	3	138
26 number..	1,484	1,006	48	114	4	312
Landlord-tenant operations containing multiple units:										
27	All subunits including home farm..... number..	1,854	1,158	69	129	8	490
28	Land in all subunits including home farm..... acres..	142,506	90,145	4,478	9,319	285	38,279
29	Owned by operator of multiple unit..... acres..	119,115	74,683	3,947	8,335	279	31,871
30	Rented by operator of multiple unit..... acres..	23,391	15,462	531	984	6	6,408
31	Subunits not included in multiple units..... operators reporting..	162	90	6	8	1	57
32 number..	236	142	7	13	2	72
33	Share tenants..... number..	103	70	3	4	1	25
34	Other tenants, not croppers nor share tenants..... number..	133	72	4	9	1	47
35	Land in subunits not included in multiple units..... acres..	9,433	5,922	136	18	92	3,265

Item (For definitions and explanations, see text)		Areas 5 and D								
		Total	Type of farm							
			Cotton	Tobacco	Peanut	Cotton and tobacco	Cotton and peanut	Tobacco and peanut	Cotton, tobacco, and peanut	Miscellaneous
1	Multiple-unit operations..... number..	2,327	2,103	3	38	1	182
2	Subunits in multiple-unit operations..... total number..	6,312	5,774	6	140	2	390
3	Home farms..... number..	2,203	1,983	3	36	1	180
4	Cropper farms..... number..	4,109	3,791	3	104	1	210
5	Land in multiple-unit operations..... total acres..	424,591	372,838	122	16,245	143	35,243
6	Home farms..... acres..	309,236	265,459	77	13,047	123	30,530
7	Cropper farms..... acres..	115,355	107,379	45	3,198	20	4,713
8	Cropland harvested..... total acres..	174,227	158,587	44	4,782	80	10,734
9	Corn harvested for grain..... multiple units reporting..	2,202	2,006	2	37	157
10 subunits reporting..	4,707	4,354	4	107	242
11 acres..	37,699	33,906	34	1,129	2,650
12 bushels..	939,289	841,237	205	24,612	73,235
13	Cotton harvested..... multiple units reporting..	2,222	2,103	1	38	79
14 subunits reporting..	5,034	4,825	1	112	2	94
15 acres..	73,231	70,982	1	1,750	9	489
16 bales..	48,886	47,383	1	1,108	6	388
17	Tobacco harvested..... multiple units reporting..	49	4	3	38	4
18 subunits reporting..	61	4	3	50	4
19 acres..	156	11	8	131	6
20 pounds..	151,325	11,700	7,700	125,713	6,212
21	Peanuts harvested for picking or thrashing..... multiple units reporting..	6	5	1
22 subunits reporting..	8	7	1
23 acres..	7	6	1
24 pounds..	4,322	3,572	750
25	Horses and mules..... multiple units reporting..	1,902	1,727	2	34	1	138
26 number..	5,922	5,402	5	172	2	341
Landlord-tenant operations containing multiple units:										
27	All subunits including home farm..... number..	7,315	6,678	7	160	2	468
28	Land in all subunits including home farm..... acres..	465,312	410,768	148	16,789	143	37,464
29	Owned by operator of multiple unit..... acres..	406,242	359,590	148	15,662	143	30,699
30	Rented by operator of multiple unit..... acres..	59,070	51,178	1,127	6,765
31	Subunits not included in multiple units..... operators reporting..	566	503	1	12	50
32 number..	1,003	904	1	20	78
33	Share tenants..... number..	558	505	1	11	41
34	Other tenants, not croppers nor share tenants..... number..	445	399	9	37
35	Land in subunits not included in multiple units..... acres..	40,721	37,930	26	544	2,221

Economic Area Table 3.—MULTIPLE-UNIT OPERATIONS, BY TYPE OF FARM: CENSUS OF 1950—Continued

[Data for units, land in units, and number of horses and mules relate to April 1, 1950; those for cropland harvested and crops harvested relate to 1949]

Item (For definitions and explanations, see text)	Areas 6 and E								
	Total	Type of farm							
		Cotton	Tobacco	Peanut	Cotton and tobacco	Cotton and peanut	Tobacco and peanut	Cotton, tobacco, and peanut	Miscellaneous
1 Multiple-unit operations..... number..	3,497	89	1,536	1	1,801	1	2	11	56
2 Subunits in multiple-unit operations..... total number..	9,189	216	3,946	2	4,857	2	4	35	127
3 Home farms..... number..	3,236	84	1,430	1	1,656	1	2	9	53
4 Cropper farms..... number..	5,953	132	2,516	1	3,201	1	2	26	74
5 Land in multiple-unit operations..... total acres..	633,660	14,359	255,357	184	343,989	203	343	5,115	14,110
6 Home farms..... acres..	467,822	11,849	190,671	176	248,245	187	285	4,367	12,042
7 Cropper farms..... acres..	165,838	2,510	64,686	8	95,744	16	58	748	2,068
8 Cropland harvested..... total acres..	185,190	4,142	68,768	77	107,603	21	46	949	3,584
9 Corn harvested for grain..... multiple units reporting..	3,417	76	1,511	1	1,770	1	2	11	45
10 Subunits reporting.....	7,424	130	3,199	1	3,990	2	2	28	72
11 acres.....	59,992	978	23,689	30	34,157	4	13	398	723
12 bushels.....	1,827,456	27,367	770,873	300	997,548	24	480	10,192	20,672
13 Cotton harvested..... multiple units reporting..	2,815	89	899	1,801	1	11	14
14 Subunits reporting.....	5,484	154	1,515	3,753	2	29	31
15 acres.....	37,369	1,215	5,846	29,885	12	196	215
16 bales.....	20,648	675	3,971	15,750	6	110	136
17 Tobacco harvested..... multiple units reporting..	3,359	1	1,536	1,801	2	11	8
18 Subunits reporting.....	6,844	1	3,183	3,615	2	25	18
19 acres.....	28,650	2	15,262	13,224	7	92	63
20 pounds.....	30,648,606	2,000	16,316,695	14,168,381	8,270	85,260	68,000
21 Peanuts harvested for picking or threshing..... multiple units reporting..	29	7	1	7	1	2	11
22 Subunits reporting.....	46	9	2	9	1	2	23
23 acres.....	216	19	28	26	5	19	119
24 pounds.....	174,689	16,400	16,000	30,750	8,000	12,863	90,676
25 Horses and mules..... multiple units reporting..	3,128	67	1,411	1	1,602	1	1	9	36
26 number..	10,033	160	4,407	4	5,296	13	3	63	87
Landlord-tenant operations containing multiple units:									
27 All subunits including home farm..... number..	12,087	330	5,009	5	6,461	5	13	49	215
28 Land in all subunits including home farm..... acres..	739,154	17,599	294,570	225	404,374	332	475	5,841	16,278
29 Owned by operator of multiple unit..... acres..	661,696	16,644	259,880	185	363,172	332	475	5,677	15,331
30 Rented by operator of multiple unit..... acres..	77,458	415	34,690	40	41,202	1,674	947
31 Subunits not included in multiple units..... operators reporting..	1,245	53	472	1	684	1	2	5	27
32 number..	2,898	114	1,063	3	1,604	3	9	14	88
33 Share tenants..... number..	1,942	67	711	2	1,079	3	2	12	66
34 Other tenants, not croppers nor share tenants..... number..	956	47	352	1	525	7	2	22
35 Land in subunits not included in multiple units..... acres..	105,494	2,700	39,213	41	60,385	129	132	726	2,168

Item (For definitions and explanations, see text)	Area 7								
	Total	Type of farm							
		Cotton	Tobacco	Peanut	Cotton and tobacco	Cotton and peanut	Tobacco and peanut	Cotton, tobacco, and peanut	Miscellaneous
1 Multiple-unit operations..... number..	2,531	16	56	47	32	572	693	1,048	67
2 Subunits in multiple-unit operations..... total number..	8,654	34	154	111	80	1,797	2,228	4,081	169
3 Home farms..... number..	1,955	16	43	44	27	486	476	801	62
4 Cropper farms..... number..	6,699	18	111	67	53	1,311	1,752	3,280	107
5 Land in multiple-unit operations..... total acres..	777,260	3,255	9,672	16,823	4,923	207,851	169,618	347,825	17,293
6 Home farms..... acres..	464,239	2,816	4,894	14,159	2,464	150,697	80,369	195,616	13,224
7 Cropper farms..... acres..	313,021	439	4,778	2,664	2,459	57,154	89,249	152,209	4,069
8 Cropland harvested..... total acres..	252,329	451	3,034	4,597	1,386	58,475	55,370	120,100	8,916
9 Corn harvested for grain..... multiple units reporting..	2,498	12	55	47	30	562	693	1,045	54
10 Subunits reporting.....	7,293	20	128	83	70	1,399	1,987	3,504	102
11 acres.....	82,433	230	1,188	1,671	481	17,216	22,360	36,181	3,106
12 bushels.....	2,820,692	17,380	46,572	58,023	10,658	504,546	823,487	1,272,739	87,287
13 Cotton harvested..... multiple units reporting..	2,056	16	23	4	32	572	329	1,048	32
14 Subunits reporting.....	5,465	20	51	11	66	1,378	626	3,256	47
15 acres.....	44,199	97	199	98	466	14,174	1,913	26,983	269
16 bales.....	26,526	59	116	64	298	8,050	1,145	16,641	153
17 Tobacco harvested..... multiple units reporting..	1,839	56	32	6	693	1,048	4
18 Subunits reporting.....	4,875	131	57	6	1,856	2,819	6
19 acres.....	17,557	606	130	15	7,551	9,169	86
20 pounds.....	20,985,834	686,918	134,594	14,450	9,080,018	10,978,836	91,018
21 Peanuts harvested for picking or threshing..... multiple units reporting..	2,440	45	47	8	572	693	1,048	27
22 Subunits reporting.....	7,074	93	87	9	1,446	1,922	3,471	46
23 acres.....	74,801	488	1,201	120	18,875	16,565	37,165	387
24 pounds.....	79,347,726	573,524	1,477,423	125,680	22,103,341	16,223,222	38,442,467	402,069
25 Horses and mules..... multiple units reporting..	2,320	12	49	38	30	502	658	981	50
26 number..	12,711	26	202	96	106	2,373	3,110	6,642	156
Landlord-tenant operations containing multiple units:									
27 All subunits including home farm..... number..	10,308	53	168	132	97	2,460	2,432	4,742	224
28 Land in all subunits including home farm..... acres..	885,661	3,987	10,282	17,653	5,459	247,931	183,095	396,967	20,287
29 Owned by operator of multiple unit..... acres..	730,145	3,782	9,743	12,258	5,223	192,657	159,785	333,157	13,540
30 Rented by operator of multiple unit..... acres..	155,516	205	539	5,395	236	55,274	23,310	63,810	6,747
31 Subunits not included in multiple units..... operators reporting..	737	8	9	14	12	264	124	297	29
32 number..	1,654	19	14	21	17	663	204	661	55
33 Share tenants..... number..	874	7	7	14	6	397	88	327	28
34 Other tenants, not croppers nor share tenants..... number..	780	12	7	7	11	266	116	334	27
35 Land in subunits not included in multiple units..... acres..	108,401	732	610	830	536	40,080	13,477	49,142	2,994

MULTIPLE-UNIT OPERATIONS

Economic Area Table 3.—MULTIPLE-UNIT OPERATIONS, BY TYPE OF FARM: CENSUS OF 1950—Continued

[Data for units, land in units, and number of horses and mules relate to April 1, 1950; those for cropland harvested and crops harvested relate to 1949]

Item (For definitions and explanations, see text)		Area 8								
		Total	Type of farm							Miscellaneous
			Cotton	Tobacco	Peanut	Cotton and tobacco	Cotton and peanut	Tobacco and peanut	Cotton, tobacco, and peanut	
1	Multiple-unit operations..... number..	5,498	14	3,404	2	1,396	6	88	549	39
2	Subunits in multiple-unit operations..... total number..	20,839	30	12,214	21	5,285	36	294	2,824	135
3	Home farms..... number..	4,324	13	2,654	2	1,106	6	69	444	30
4	Cropper farms..... number..	16,515	17	9,560	19	4,179	30	225	2,380	105
5	Land in multiple-unit operations..... total acres..	1,171,532	832	639,489	1,892	293,931	2,482	19,457	202,860	10,589
6	Home farms..... acres..	615,922	509	334,064	1,695	142,488	2,004	10,750	117,285	7,127
7	Cropper farms..... acres..	555,610	323	305,425	197	151,443	478	8,707	85,575	3,462
8	Cropland harvested..... total acres..	505,375	377	275,932	638	128,098	836	9,146	87,235	3,113
9	Corn harvested for grain..... multiple units reporting..	5,445	14	3,379	2	1,385	6	86	548	25
10	Subunits reporting..	18,217	21	10,772	3	4,600	21	245	2,473	82
11	acres..	224,617	179	133,366	315	50,643	341	3,708	34,837	1,228
12	bushels..	7,004,411	4,165	4,220,627	6,300	1,650,906	6,215	106,211	990,737	19,250
13	Cotton harvested..... multiple units reporting..	4,482	14	2,458	1,396	6	53	549	6
14	Subunits reporting..	13,015	18	6,041	4,560	19	106	2,245	26
15	acres..	77,299	105	25,928	31,401	202	392	19,127	144
16	bales..	47,835	58	16,120	18,474	141	308	12,672	62
17	Tobacco harvested..... multiple units reporting..	5,444	1	3,404	1,396	88	549	6
18	Subunits reporting..	17,813	1	10,700	4,518	249	2,294	51
19	acres..	92,791	60,107	21,120	1,368	9,881	315
20	pounds..	115,296,375	500	73,721,505	27,500,386	1,578,751	12,365,033	130,400
21	Peanuts harvested for picking or threshing..... multiple units reporting..	1,264	512	2	107	6	88	549
22	Subunits reporting..	4,219	1,218	3	435	22	239	2,302
23	acres..	28,649	4,851	90	3,121	214	1,882	18,491
24	pounds..	25,071,465	4,050,934	94,000	2,471,197	209,105	1,460,051	16,786,178
25	Horses and mules..... multiple units reporting..	5,111	7	3,182	2	1,296	6	78	520	20
26	number..	27,634	13	15,119	23	7,248	42	451	4,618	120
Landlord-tenant operations containing multiple units:										
27	All subunits including home farm..... number..	23,068	37	13,481	24	6,019	36	321	2,953	197
28	Land in all subunits including home farm..... acres..	1,282,329	978	697,097	1,922	332,986	2,482	21,509	212,832	12,523
29	Owned by operator of multiple unit..... acres..	1,115,832	806	618,432	394	301,383	2,419	19,056	162,991	10,351
30	Rented by operator of multiple unit..... acres..	166,497	172	78,665	1,528	31,603	63	2,453	49,841	2,172
31	Subunits not included in multiple units..... operators reporting..	1,189	6	384	2	12	80	22
32	number..	2,229	7	1,267	3	734	27	129	62
33	Share tenants..... number..	1,467	5	445	2	506	12	77	43
34	Other tenants, not croppers nor share tenants..... number..	762	2	445	1	228	15	52	19
35	Land in subunits not included in multiple units..... acres..	110,797	146	57,608	30	39,055	2,052	9,972	1,934
Item (For definitions and explanations, see text)		Area 9								
		Total	Type of farm							Miscellaneous
			Cotton	Tobacco	Peanut	Cotton and tobacco	Cotton and peanut	Tobacco and peanut	Cotton, tobacco, and peanut	
1	Multiple-unit operations..... number..	1,372	214	266	830	6	8	48
2	Subunits in multiple-unit operations..... total number..	4,059	719	651	2,533	12	28	116
3	Home farms..... number..	1,234	189	242	744	6	7	46
4	Cropper farms..... number..	2,825	530	409	1,789	6	21	70
5	Land in multiple-unit operations..... total acres..	370,687	78,240	58,818	204,384	2,100	2,211	24,934
6	Home farms..... acres..	292,753	63,473	49,313	152,970	1,978	1,532	23,487
7	Cropper farms..... acres..	77,934	14,767	9,505	51,414	122	679	1,447
8	Cropland harvested..... total acres..	124,870	28,022	12,760	75,451	257	792	7,588
9	Corn harvested for grain..... multiple units reporting..	1,332	202	261	818	6	8	37
10	Subunits reporting..	3,242	551	522	2,076	8	24	61
11	acres..	34,558	6,335	4,816	21,843	128	296	1,140
12	bushels..	864,253	160,356	126,143	537,906	2,775	7,275	29,798
13	Cotton harvested..... multiple units reporting..	1,203	214	133	830	1	8	17
14	Subunits reporting..	2,908	627	216	2,009	2	25	29
15	acres..	41,341	12,338	785	27,444	8	216	350
16	bales..	17,916	6,403	388	10,886	4	76	159
17	Tobacco harvested..... multiple units reporting..	1,138	15	265	830	6	8	13
18	Subunits reporting..	8,124	35	2,221	1,743	8	24	19
19	acres..	9,668,378	43,084	2,616,927	5,715	36	72	45
20	pounds..	51	10	6,822,831	48,244	84,300	52,992
21	Peanuts harvested for picking or threshing..... multiple units reporting..	82	17	25	6	8	2
22	Subunits reporting..	296	45	70	7	21	10
23	acres..	250,040	29,310	50,870	41	130	2
24	pounds..	1,136	160	222	712	33,506	124,500	11,854
25	Horses and mules..... multiple units reporting..	4,273	769	591	2,780	6	7	29
26	number..	12	23	98
Landlord-tenant operations containing multiple units:										
27	All subunits including home farm..... number..	5,911	1,086	840	3,566	20	39	360
28	Land in all subunits including home farm..... acres..	442,463	93,639	66,236	243,888	2,353	2,465	33,882
29	Owned by operator of multiple unit..... acres..	385,236	79,487	58,751	211,962	2,211	1,940	30,885
30	Rented by operator of multiple unit..... acres..	57,227	14,152	7,485	31,926	142	525	2,997
31	Subunits not included in multiple units..... operators reporting..	591	113	86	347	3	4	38
32	number..	1,852	367	189	1,033	8	11	244
33	Share tenants..... number..	1,368	254	146	777	6	6	179
34	Other tenants, not croppers nor share tenants..... number..	484	113	43	256	2	5	65
35	Land in subunits not included in multiple units..... acres..	71,776	15,399	7,418	39,504	253	254	8,948

Economic Area Table 3.—MULTIPLE-UNIT OPERATIONS, BY TYPE OF FARM: CENSUS OF 1950—Continued

[Data for units, land in units, and number of horses and mules relate to April 1, 1950; those for cropland harvested and crops harvested relate to 1949]

Item (For definitions and explanations, see text)		Area 10								
		Total	Type of farm							
			Cotton	Tobacco	Peanut	Cotton and tobacco	Cotton and peanut	Tobacco and peanut	Cotton, tobacco, and peanut	Miscellaneous
1	Multiple-unit operations.....number..	481	20	294	3	20	5	7	2	130
2	Subunits in multiple-unit operations.....total number..	1,283	45	838	9	52	13	22	7	297
3	Home farms.....number..	450	19	271	3	17	5	5	2	128
4	Cropper farms.....number..	833	26	567	6	35	8	17	5	169
5	Land in multiple-unit operations.....total acres..	109,964	3,199	54,255	723	6,719	1,133	1,288	1,474	41,173
6	Home farms.....acres..	85,170	2,459	39,529	473	5,966	801	924	1,250	33,768
7	Cropper farms.....acres..	24,794	740	14,726	250	753	332	364	224	7,405
8	Cropland harvested.....total acres..	38,641	1,072	18,883	285	1,605	445	424	329	15,598
9	Corn harvested for grain.....multiple units reporting..	458	19	289	3	19	5	7	2	114
10	subunits reporting..	975	29	655	8	33	11	19	6	214
11	acres..	15,015	445	8,065	133	528	169	157	110	5,408
12	bushels..	417,871	9,166	244,259	4,325	15,698	7,475	4,565	3,780	128,603
13	Cotton harvested.....multiple units reporting..	174	20	91	20	5	2	2	34
14	subunits reporting..	237	23	127	29	8	4	4	42
15	acres..	1,169	189	458	258	27	11	28	198
16	bales..	687	78	322	142	27	9	15	94
17	Tobacco harvested.....multiple units reporting..	323	294	20	7	2
18	subunits reporting..	723	672	29	17	5
19	acres..	4,045	3,793	153	80	19
20	pounds..	4,577,288	4,299,136	159,536	100,450	18,166
21	Peanuts harvested for picking or threshing.....multiple units reporting..	93	70	3	1	5	7	2	5
22	subunits reporting..	181	137	6	1	10	17	4	6
23	acres..	793	510	34	7	87	97	49	9
24	pounds..	812,380	518,029	31,670	5,500	103,851	71,620	65,809	15,901
25	Horses and mules.....multiple units reporting..	374	14	252	3	15	3	6	2	79
26	number..	1,276	33	906	14	46	16	38	12	211
Landlord-tenant operations containing multiple units:										
27	All subunits including home farm.....number..	1,522	61	946	9	61	16	29	13	387
28	Land in all subunits including home farm.....acres..	120,759	4,192	56,867	723	6,854	1,233	1,440	1,690	47,760
29	Owned by operator of multiple unit.....acres..	106,867	4,033	52,831	723	6,380	1,213	1,428	1,690	38,569
30	Rented by operator of multiple unit.....acres..	13,892	159	4,036	474	20	12	9,191
31	Subunits not included in multiple units.....operators reporting..	129	8	65	7	1	3	1	44
32	number..	239	16	108	9	3	7	6	90
33	Share tenants.....number..	81	6	28	1	2	1	6	37
34	Other tenants, not croppers nor share tenants.....number..	158	10	80	8	1	6	53
35	Land in subunits not included in multiple units.....acres..	10,795	993	2,612	135	100	152	216	6,587

Item (For definitions and explanations, see text)		Area 11								
		Total	Type of farm							
			Cotton	Tobacco	Peanut	Cotton and tobacco	Cotton and peanut	Tobacco and peanut	Cotton, tobacco, and peanut	Miscellaneous
1	Multiple-unit operations.....number..	2,647	17	2,249	7	212	4	54	42	62
2	Subunits in multiple-unit operations.....total number..	7,178	40	6,125	16	598	10	135	117	137
3	Home farms.....number..	2,448	17	2,072	7	202	4	53	36	57
4	Cropper farms.....number..	4,730	23	4,053	9	396	6	82	81	80
5	Land in multiple-unit operations.....total acres..	560,128	2,739	467,349	1,702	48,209	672	11,420	15,225	12,812
6	Home farms.....acres..	448,702	2,054	373,814	1,480	37,693	615	9,424	12,742	10,880
7	Cropper farms.....acres..	111,426	685	93,535	222	10,516	57	1,996	2,483	1,932
8	Cropland harvested.....total acres..	150,155	1,099	122,974	262	16,998	76	2,528	2,884	3,334
9	Corn harvested for grain.....multiple units reporting..	2,602	16	2,221	6	211	4	52	41	51
10	subunits reporting..	5,893	25	5,074	10	492	6	107	99	80
11	acres..	75,542	382	64,856	101	6,688	41	1,215	1,103	1,156
12	bushels..	1,823,118	9,135	1,574,004	1,265	153,800	1,230	28,980	28,612	26,092
13	Cotton harvested.....multiple units reporting..	722	17	428	212	4	11	42	8
14	subunits reporting..	1,166	27	630	408	4	16	72	9
15	acres..	6,808	219	2,370	3,665	10	47	470	27
16	bales..	2,645	79	1,227	1,155	5	16	150	13
17	Tobacco harvested.....multiple units reporting..	2,563	2,249	212	54	42	6
18	subunits reporting..	5,475	4,865	424	87	90	9
19	acres..	23,845	21,639	1,575	288	296	47
20	pounds..	26,182,813	23,726,903	1,773,704	318,765	319,153	44,288
21	Peanuts harvested for picking or threshing.....multiple units reporting..	278	153	7	17	4	54	42	1
22	subunits reporting..	459	249	10	24	4	88	83	1
23	acres..	1,844	806	70	67	14	462	420	5
24	pounds..	1,464,879	651,007	51,984	51,098	11,580	379,044	315,396	4,770
25	Horses and mules.....multiple units reporting..	2,393	14	2,047	7	194	4	44	37	46
26	number..	7,073	40	6,012	14	691	7	105	101	103
Landlord-tenant operations containing multiple units:										
27	All subunits including home farm.....number..	8,722	61	7,303	19	748	15	178	174	224
28	Land in all subunits including home farm.....acres..	604,157	5,340	498,517	1,733	52,755	733	13,627	16,791	14,661
29	Owned by operator of multiple unit.....acres..	569,980	5,028	471,284	1,468	49,665	733	12,832	14,842	14,128
30	Rented by operator of multiple unit.....acres..	34,177	312	27,233	265	3,090	795	1,949	533
31	Subunits not included in multiple units.....operators reporting..	788	10	624	2	79	2	20	19	32
32	number..	1,544	21	1,178	3	150	5	43	57	87
33	Share tenants.....number..	797	13	572	1	98	4	25	38	46
34	Other tenants, not croppers nor share tenants.....number..	747	8	606	2	52	1	18	19	41
35	Land in subunits not included in multiple units.....acres..	44,029	2,601	31,168	31	4,546	61	2,207	1,566	1,849

MULTIPLE-UNIT OPERATIONS

Economic Area Table 4.—MULTIPLE-UNIT OPERATIONS, BY ACRES OF CROPLAND HARVESTED: CENSUS OF 1950

[Data for units, land in units, and number of horses and mules relate to April 1, 1950; those for cropland harvested and crops harvested relate to 1949]

Item (For definitions and explanations, see text)	Total, selected areas								
	Total	Acres of cropland harvested							
		None	Under 20 acres	20 to 29 acres	30 to 49 acres	50 to 99 acres	100 to 199 acres	200 to 499 acres	500 acres and over
1 Multiple-unit operations.....number..	25,252	68	2,994	3,539	7,057	7,468	2,965	1,001	160
2 Subunits in multiple-unit operations.....total number..	74,688	144	6,245	7,603	16,259	21,178	12,832	7,685	2,742
3 Home farms.....number..	22,395	57	2,876	3,339	6,281	6,337	2,518	848	139
4 Cropper farms.....number..	52,293	87	3,369	4,264	9,978	14,841	10,314	6,837	2,603
5 Land in multiple-unit operations.....total acres..	5,266,162	15,752	269,025	369,077	942,054	1,480,927	1,072,104	783,110	334,133
6 Home farms.....acres..	3,579,665	12,012	217,939	283,139	675,936	987,904	678,581	513,187	210,967
7 Cropper farms.....acres..	1,686,497	3,740	51,086	85,938	266,118	493,023	393,523	269,923	123,166
8 Cropland harvested.....total acres..	1,725,780	38,780	87,121	273,992	511,108	398,877	289,754	126,148
9 Corn harvested for grain.....multiple units reporting..	24,438	2,627	3,430	6,940	7,371	2,921	992	157
10 subunits reporting.....	60,276	3,537	5,620	13,281	17,797	10,945	6,680	2,416
11 acres.....	613,595	16,699	34,005	104,925	186,196	139,592	92,734	39,444
12 bushels.....	18,251,069	453,819	1,012,607	3,156,129	5,567,131	4,069,900	2,850,777	1,140,706
13 Cotton harvested.....multiple units reporting..	14,750	741	1,407	3,884	5,250	2,404	914	150
14 subunits reporting.....	35,219	873	1,931	6,454	10,787	7,728	5,425	2,021
15 acres.....	294,262	3,558	9,492	38,209	86,200	75,310	57,161	24,332
16 bales.....	1,75,752	2,254	5,879	23,298	51,411	44,813	34,297	13,800
17 Tobacco harvested.....multiple units reporting..	20,424	2,317	3,006	5,980	5,975	2,229	792	125
18 subunits reporting.....	49,701	3,170	4,895	11,287	14,461	8,656	5,373	1,859
19 acres.....	224,033	9,312	17,662	46,831	67,985	44,112	27,768	10,363
20 pounds..	256,343,325	9,755,051	19,311,790	52,532,227	78,547,005	51,223,296	33,378,088	11,595,868
21 Peanuts harvested for picking or threshing.....multiple units reporting..	4,166	111	287	871	1,579	846	384	88
22 subunits reporting.....	12,078	124	378	1,389	3,400	2,977	2,525	1,285
23 acres.....	106,611	453	1,857	8,357	26,820	27,811	26,539	14,774
24 pounds..	107,129,341	440,796	1,968,613	8,519,895	26,850,234	28,304,913	27,101,495	13,943,395
25 Horses and mules.....multiple units reporting..	22,461	31	2,393	3,125	6,345	6,773	2,720	923
26 number..	86,882	86	4,477	6,984	17,156	25,224	17,075	11,331
Landlord-tenant operations containing multiple units:									
27 All subunits including home farm.....number..	88,817	195	7,841	9,064	19,029	24,967	15,227	9,295
28 Land in all subunits including home farm.....acres..	5,900,748	19,427	313,450	424,430	1,052,571	1,647,263	1,208,931	865,995
29 Owned by operator of multiple unit.....acres..	5,164,011	18,994	293,049	384,841	938,452	1,441,016	1,046,977	739,846
30 Rented by operator of multiple unit.....acres..	736,737	433	20,401	39,589	114,119	206,247	161,954	126,149
31 Subunits not included in multiple units.....operators reporting..	6,916	21	948	863	1,599	1,977	973	436
32 number..	14,129	51	1,596	1,461	2,770	3,789	2,395	1,610
33 Share tenants.....number..	8,677	17	858	800	1,626	2,509	1,538	1,059
34 Other tenants, not croppers nor share tenants....number..	5,452	34	738	661	1,144	1,280	857	551
35 Land in subunits not included in multiple units.....acres..	634,586	3,675	44,425	55,373	110,517	166,336	136,827	82,885

Item (For definitions and explanations, see text)	Area 1 (part)								
	Total	Acres of cropland harvested							
		None	Under 20 acres	20 to 29 acres	30 to 49 acres	50 to 99 acres	100 to 199 acres	200 to 499 acres	500 acres and over
1 Multiple-unit operations.....number..	716	3	377	146	130	50	10
2 Subunits in multiple-unit operations.....total number..	1,599	7	795	324	300	144	29
3 Home farms.....number..	707	3	374	144	130	47	9
4 Cropper farms.....number..	892	4	421	180	170	97	20
5 Land in multiple-unit operations.....total acres..	117,651	422	40,411	22,432	28,146	21,083	5,157
6 Home farms.....acres..	104,369	399	36,397	19,190	25,347	18,260	4,776
7 Cropper farms.....acres..	13,282	23	4,014	3,242	2,799	2,823	381
8 Cropland harvested.....total acres..	17,092	4,295	3,509	4,821	3,163	1,304
9 Corn harvested for grain.....multiple units reporting..	658	335	138	128	48	9
10 subunits reporting.....	1,077	486	232	221	118	20
11 acres.....	4,628	1,641	975	1,181	665	166
12 bushels.....	173,203	57,138	36,454	46,324	24,979	8,308
13 Cotton harvested.....multiple units reporting..
14 subunits reporting.....
15 acres.....
16 bales.....
17 Tobacco harvested.....multiple units reporting..	527	279	111	95	38	4
18 subunits reporting.....	791	371	176	149	85	10
19 acres.....	957	408	211	196	127	15
20 pounds..	1,419,449	597,926	283,301	318,500	191,572	28,150
21 Peanuts harvested for picking or threshing.....multiple units reporting..
22 subunits reporting.....
23 acres.....
24 pounds..
25 Horses and mules.....multiple units reporting..	617	3	311	134	118	43	8
26 number..	1,341	7	586	296	287	141	24
Landlord-tenant operations containing multiple units:									
27 All subunits including home farm.....number..	1,843	7	922	363	351	169	31
28 Land in all subunits including home farm.....acres..	122,703	422	43,214	23,132	28,797	21,964	5,174
29 Owned by operator of multiple unit.....acres..	120,265	422	42,513	22,583	27,845	21,728	5,174
30 Rented by operator of multiple unit.....acres..	2,438	701	549	952	236
31 Subunits not included in multiple units.....operators reporting..	166	82	29	38	15	2
32 number..	244	127	39	51	25	2
33 Share tenants.....number..	89	51	11	15	11	1
34 Other tenants, not croppers nor share tenants....number..	155	76	28	36	14	1
35 Land in subunits not included in multiple units.....acres..	5,052	2,803	700	651	881	17

Economic Area Table 4.—MULTIPLE-UNIT OPERATIONS, BY ACRES OF CROPLAND HARVESTED: CENSUS OF 1950—Continued
 [Data for units, land in units, and number of horses and mules relate to April 1, 1950; those for cropland harvested and crops harvested relate to 1949]

Item (For definitions and explanations, see text)		Area 2								
		Total	Acres of cropland harvested							
			None	Under 20 acres	20 to 29 acres	30 to 49 acres	50 to 99 acres	100 to 199 acres	200 to 499 acres	500 acres and over
1	Multiple-unit operations.....number..	217	1	80	41	49	34	12
2	Subunits in multiple-unit operations.....total number..	469	2	163	82	104	84	34
3	Home farms.....number..	212	1	78	41	47	33	12
4	Cropper farms.....number..	257	1	85	41	57	51	22
5	Land in multiple-unit operations.....total acres..	40,445	59	7,354	6,305	7,900	12,795	6,032
6	Home farms.....acres..	34,568	56	6,354	5,644	6,306	10,640	5,568
7	Cropper farms.....acres..	5,877	3	1,000	661	1,594	2,155	464
8	Cropland harvested.....total acres..	7,819	920	1,004	1,816	2,442	1,637
9	Corn harvested for grain.....multiple units reporting..	200	70	39	45	34	12
10	subunits reporting..	329	95	60	80	62	32
11	acres..	2,667	454	355	612	729	517
12	bushels..	84,952	12,245	11,930	19,301	20,486	20,990
13	Cotton harvested.....multiple units reporting..	34	5	7	7	13	2
14	subunits reporting..	51	6	10	11	22	2
15	acres..	205	12	43	36	94	20
16	bales..	137	9	28	23	62	15
17	Tobacco harvested.....multiple units reporting..	94	33	15	26	16	4
18	subunits reporting..	134	43	20	36	28	7
19	acres..	353	84	44	99	97	29
20	pounds..	348,697	80,666	42,050	103,930	101,450	20,601
21	Peanuts harvested for picking or threshing.....multiple units reporting..	1	1
22	subunits reporting..	1	1
23	acres..	1	1
24	pounds..	900	900
25	Horses and mules.....multiple units reporting..	161	84	30	39	27	11
26	number..	324	93	53	82	71	25
Landlord-tenant operations containing multiple units:										
27	All subunits including home farm.....number..	520	3	177	91	112	98	39
28	Land in all subunits including home farm.....acres..	41,578	65	7,511	6,543	8,079	13,019	6,361
29	Owned by operator of multiple unit.....acres..	40,425	65	7,429	6,539	8,027	12,064	6,301
30	Rented by operator of multiple unit.....acres..	1,153	82	4	52	955	60
31	Subunits not included in multiple units.....operators reporting..	33	1	9	8	4	7	4
32	number..	51	1	14	9	8	14	5
33	Share tenants.....number..	13	2	4	2	3	2
34	Other tenants, not croppers nor share tenants.....number..	38	1	12	5	6	11	3
35	Land in subunits not included in multiple units.....acres..	1,133	6	157	238	179	224	329

Item (For definitions and explanations, see text)		Areas 3, B, and C								
		Total	Acres of cropland harvested							
			None	Under 20 acres	20 to 29 acres	30 to 49 acres	50 to 99 acres	100 to 199 acres	200 to 499 acres	500 acres and over
1	Multiple-unit operations.....number..	4,885	15	1,020	1,056	1,583	967	220	23	1
2	Subunits in multiple-unit operations.....total number..	12,566	35	2,157	2,352	3,787	2,977	1,061	173	24
3	Home farms.....number..	4,566	13	974	1,003	1,477	884	195	19	1
4	Cropper farms.....number..	8,000	22	1,183	1,349	2,310	2,093	866	154	23
5	Land in multiple-unit operations.....total acres..	830,710	2,155	89,355	123,725	248,162	235,221	106,471	22,872	2,749
6	Home farms.....acres..	567,043	1,100	68,275	93,358	173,836	155,983	61,965	11,715	811
7	Cropper farms.....acres..	263,667	1,055	21,080	30,367	74,326	79,238	44,506	11,157	1,938
8	Cropland harvested.....total acres..	198,211	13,131	25,918	60,246	63,999	28,214	6,148	555
9	Corn harvested for grain.....multiple units reporting..	4,665	895	1,020	1,556	955	216	22	1
10	subunits reporting..	9,525	1,226	1,760	3,085	2,418	867	147	22
11	acres..	62,166	5,900	8,900	19,475	18,784	7,476	1,450	181
12	bushels..	1,893,650	141,990	281,138	603,437	584,918	233,259	43,128	5,780
13	Cotton harvested.....multiple units reporting..	338	36	71	113	93	18	6	1
14	subunits reporting..	627	43	93	179	191	76	24	21
15	acres..	2,316	132	264	678	769	320	122	31
16	bales..	1,825	100	209	539	611	265	80	21
17	Tobacco harvested.....multiple units reporting..	4,732	947	1,039	1,555	956	212	22	1
18	subunits reporting..	10,114	1,423	1,895	3,159	2,547	917	150	23
19	acres..	45,412	4,666	7,426	14,294	12,904	5,104	864	154
20	pounds..	45,101,750	4,560,262	7,472,048	14,266,641	12,816,431	5,059,797	804,749	121,862
21	Peanuts harvested for picking or threshing.....multiple units reporting..
22	subunits reporting..
23	acres..
24	pounds..
25	Horses and mules.....multiple units reporting..	4,421	9	851	969	1,467	898	206	20	1
26	number..	13,855	31	1,694	2,372	4,339	3,665	1,456	263	35
Landlord-tenant operations containing multiple units:										
27	All subunits including home farm.....number..	14,578	39	2,560	2,660	4,310	3,429	1,276	274	30
28	Land in all subunits including home farm.....acres..	947,602	2,736	101,880	138,132	277,817	263,605	127,270	32,962	3,200
29	Owned by operator of multiple unit.....acres..	807,508	2,730	92,797	118,660	231,507	221,240	108,292	29,082	3,200
30	Rented by operator of multiple unit.....acres..	140,094	6	9,083	19,472	46,310	42,365	18,978	3,880
31	Subunits not included in multiple units.....operators reporting..	1,192	4	282	208	331	267	82	17	1
32	number..	2,012	4	403	308	523	452	215	101	6
33	Share tenants.....number..	1,308	3	222	180	311	349	163	74	6
34	Other tenants, not croppers nor share tenants.....number..	704	1	181	128	212	103	52	27
35	Land in subunits not included in multiple units.....acres..	116,892	581	12,525	14,407	29,655	28,384	20,799	10,090	451

MULTIPLE-UNIT OPERATIONS

Economic Area Table 4.—MULTIPLE-UNIT OPERATIONS, BY ACRES OF CROPLAND HARVESTED: CENSUS OF 1950—Continued

[Data for units, land in units, and number of horses and mules relate to April 1, 1950; those for cropland harvested and crops harvested relate to 1949]

Item (For definitions and explanations, see text)		Area 4a								
		Total	Acres of cropland harvested							
			None	Under 20 acres	20 to 29 acres	30 to 49 acres	50 to 99 acres	100 to 199 acres	200 to 499 acres	500 acres and over
1	Multiple-unit operations.....number..	386	5	70	78	94	95	31	12	1
2	Subunits in multiple-unit operations.....total number..	922	10	143	167	205	236	86	63	12
3	Home farms.....number..	376	5	70	75	92	90	31	12	1
4	Cropper farms.....number..	546	5	73	92	113	146	55	51	11
5	Land in multiple-unit operations.....total acres..	96,461	494	7,074	9,652	22,060	24,578	14,974	14,359	3,270
6	Home farms.....acres..	83,016	383	6,141	7,555	19,770	19,437	13,240	13,439	3,051
7	Cropper farms.....acres..	13,445	111	933	2,097	2,290	5,141	1,734	920	219
8	Cropland harvested.....total acres..	22,089	887	1,877	3,619	6,299	4,365	3,759	1,283
9	Corn harvested for grain.....multiple units reporting..	362	62	74	90	94	30	11	1
10	subunits reporting.....	662	75	111	152	199	71	43	11
11	acres.....	5,447	400	647	1,085	1,796	836	497	186
12	bushels.....	163,503	10,974	19,591	33,528	58,747	23,589	12,854	4,220
13	Cotton harvested.....multiple units reporting..	133	9	17	32	39	23	12	1
14	subunits reporting.....	242	10	24	48	65	50	36	9
15	acres.....	1,855	29	105	261	411	417	402	230
16	bales.....	1,326	24	76	200	349	326	256	95
17	Tobacco harvested.....multiple units reporting..	281	45	59	68	79	21	8	1
18	subunits reporting.....	447	52	78	108	146	35	24	4
19	acres.....	1,855	202	300	471	622	134	105	21
20	pounds..	1,692,066	181,595	273,812	423,359	588,215	128,230	68,755	28,100
21	Peanuts harvested for picking or threshing.....multiple units reporting..
22	subunits reporting.....
23	acres.....
24	pounds..
25	Horses and mules.....multiple units reporting..	338	3	58	64	85	88	27	12	1
26	number..	956	4	110	135	224	308	109	59	7
Landlord-tenant operations containing multiple units:										
27	All subunits including home farm.....number..	1,089	12	162	190	237	273	118	83	14
28	Land in all subunits including home farm.....acres..	106,524	538	7,400	10,660	23,990	27,099	18,621	14,885	3,331
29	Owned by operator of multiple unit.....acres..	100,700	511	6,526	10,268	23,129	24,768	17,680	14,487	3,331
30	Rented by operator of multiple unit.....acres..	5,824	27	874	392	861	2,331	941	398
31	Subunits not included in multiple units.....operators reporting..	98	2	14	15	21	21	17	7	1
32	number.....	167	2	19	23	32	37	32	20	2
33	Share tenants.....number.....	77	1	6	7	11	16	20	14	2
34	Other tenants, not croppers nor share tenants.....number..	90	1	13	16	21	21	12	6
35	Land in subunits not included in multiple units.....acres..	10,063	44	326	1,008	1,930	2,521	3,647	526	61

Item (For definitions and explanations, see text)		Area 4b								
		Total	Acres of cropland harvested							
			None	Under 20 acres	20 to 29 acres	30 to 49 acres	50 to 99 acres	100 to 199 acres	200 to 499 acres	500 acres and over
1	Multiple-unit operations.....number..	695	9	93	76	137	245	108	25	2
2	Subunits in multiple-unit operations.....total number..	1,618	19	186	159	295	561	293	81	24
3	Home farms.....number..	684	9	91	75	134	241	107	25	2
4	Cropper farms.....number..	934	10	95	84	161	320	186	56	22
5	Land in multiple-unit operations.....total acres..	133,073	751	6,780	8,166	17,779	46,618	33,520	13,955	5,504
6	Home farms.....acres..	106,825	415	5,045	6,494	13,583	36,393	27,784	12,095	5,016
7	Cropper farms.....acres..	26,248	336	1,735	1,672	4,196	10,225	5,736	1,860	488
8	Cropland harvested.....total acres..	49,782	963	1,844	5,437	17,374	14,744	7,012	2,388
9	Corn harvested for grain.....multiple units reporting..	599	60	66	124	220	103	24	2
10	subunits reporting.....	932	65	97	179	344	189	47	11
11	acres.....	8,831	285	561	1,212	2,985	2,438	854	496
12	bushels.....	238,671	9,591	14,033	34,805	85,811	69,471	19,795	5,165
13	Cotton harvested.....multiple units reporting..	571	54	54	117	218	102	24	2
14	subunits reporting.....	990	72	74	185	368	210	61	20
15	acres.....	8,670	291	368	1,119	3,180	2,327	947	438
16	bales.....	7,321	280	290	906	2,753	2,061	899	152
17	Tobacco harvested.....multiple units reporting..	75	10	10	19	30	4	2
18	subunits reporting.....	107	11	13	25	47	7	4
19	acres.....	288	25	24	66	136	22	15
20	pounds..	270,544	22,500	25,900	69,200	119,944	18,000	15,000
21	Peanuts harvested for picking or threshing.....multiple units reporting..	4	2	1	1
22	subunits reporting.....	8	2	1	5
23	acres.....	4	2	1	1
24	pounds..	2,940	1,240	1,100
25	Horses and mules.....multiple units reporting..	560	2	61	55	110	217	90	23	2
26	number..	1,484	4	117	109	228	583	301	117	25
Landlord-tenant operations containing multiple units:										
27	All subunits including home farm.....number..	1,854	21	234	181	333	636	331	93	25
28	Land in all subunits including home farm.....acres..	142,506	814	8,053	9,046	18,753	50,447	35,731	14,117	5,545
29	Owned by operator of multiple unit.....acres..	119,115	814	7,914	7,772	17,501	42,363	27,091	10,115	5,545
30	Rented by operator of multiple unit.....acres..	23,391	139	1,274	1,252	8,084	8,640	4,002
31	Subunits not included in multiple units.....operators reporting..	162	2	29	19	31	50	23	7	1
32	number.....	236	2	48	22	38	75	38	12	1
33	Share tenants.....number.....	103	23	5	17	36	18	3	1
34	Other tenants, not croppers nor share tenants.....number..	133	2	25	17	21	39	20	9
35	Land in subunits not included in multiple units.....acres..	9,433	63	1,273	880	974	3,829	2,211	162	41

Economic Area Table 4.—MULTIPLE-UNIT OPERATIONS, BY ACRES OF CROPLAND HARVESTED: CENSUS OF 1950—Continued

[Data for units, land in units, and number of horses and mules relate to April 1, 1950; those for cropland harvested and crops harvested relate to 1949]

Item (For definitions and explanations, see text)	Areas 5 and D								
	Total	Acres of cropland harvested							
		None	Under 20 acres	20 to 29 acres	30 to 49 acres	50 to 99 acres	100 to 199 acres	200 to 499 acres	500 acres and over
1 Multiple-unit operations.....number..	2,327	6	165	242	613	840	358	93	10
2 Subunits in multiple-unit operations.....total number..	6,312	10	340	507	1,325	2,118	1,253	601	158
3 Home farms.....number..	2,203	5	160	235	588	778	338	90	9
4 Cropper farms.....number..	4,109	5	180	272	737	1,340	915	511	149
5 Land in multiple-unit operations.....total acres..	424,591	410	12,640	22,570	65,317	136,159	109,178	63,558	14,759
6 Home farms.....acres..	309,236	205	9,657	17,380	48,284	97,943	78,735	48,051	8,981
7 Cropper farms.....acres..	115,355	205	2,983	5,190	17,033	38,216	30,443	15,507	5,778
8 Cropland harvested.....total acres..	174,227	2,115	6,016	24,146	58,524	48,090	27,352	7,984
9 Corn harvested for grain.....multiple units reporting..	2,202	134	223	582	816	345	92	10
10 subunits reporting..	4,707	166	335	970	1,646	975	483	132
11 acres..	37,699	736	1,712	6,356	13,029	9,402	4,928	1,536
12 bushels..	939,289	17,770	44,000	163,367	336,694	227,548	117,877	32,033
13 Cotton harvested.....multiple units reporting..	2,222	123	231	588	822	355	93	10
14 subunits reporting..	5,034	146	371	1,027	1,727	1,069	543	151
15 acres..	73,231	847	2,853	10,793	25,128	19,874	10,765	2,971
16 bales..	48,886	579	1,919	7,373	16,730	13,200	7,241	1,844
17 Tobacco harvested.....multiple units reporting..	49	7	1	8	10	11	11	1
18 subunits reporting..	61	7	1	8	14	12	18	1
19 acres..	156	10	3	12	20	37	70	4
20 pounds..	151,325	10,600	1,500	11,660	21,012	36,400	66,153	4,000
21 Peanuts harvested for picking or threshing.....multiple units reporting..	6	2	2	2
22 subunits reporting..	8	2	2	4
23 acres..	7	2	1	4
24 pounds..	4,322	280	772	3,270
25 Horses and mules.....multiple units reporting..	1,902	1	112	186	505	682	324	83	9
26 number..	5,922	2	186	365	1,105	1,976	1,338	744	206
Landlord-tenant operations containing multiple units:									
27 All subunits including home farm.....number..	7,315	13	428	595	1,517	2,431	1,448	690
28 Land in all subunits including home farm.....acres..	465,312	714	16,168	24,187	71,371	151,150	117,945	67,329
29 Owned by operator of multiple unit.....acres..	406,242	714	15,046	23,410	65,935	130,866	100,988	55,197
30 Rented by operator of multiple unit.....acres..	59,070	1,122	777	5,436	20,284	16,957	12,132
31 Subunits not included in multiple units.....operators reporting..	566	2	58	47	124	191	104	34
32 number..	1,003	3	88	88	192	313	195	89
33 Share tenants.....number..	598	1	41	28	87	209	124	51
34 Other tenants, not croppers nor share tenants.....number..	445	2	47	60	105	104	71	38
35 Land in subunits not included in multiple units.....acres..	40,721	304	3,528	1,617	6,054	14,991	8,767	3,771

Item (For definitions and explanations, see text)	Areas 6 and E								
	Total	Acres of cropland harvested							
		None	Under 20 acres	20 to 29 acres	30 to 49 acres	50 to 99 acres	100 to 199 acres	200 to 499 acres	500 acres and over
1 Multiple-unit operations.....number..	3,497	8	424	598	1,154	979	265	64	5
2 Subunits in multiple-unit operations.....total number..	9,189	16	884	1,271	2,653	2,748	1,102	470	45
3 Home farms.....number..	3,236	8	409	568	1,061	884	243	58	5
4 Cropper farms.....number..	5,953	8	475	703	1,592	1,864	859	412	40
5 Land in multiple-unit operations.....total acres..	633,660	917	39,375	55,790	154,014	208,540	104,207	61,097	9,720
6 Home farms.....acres..	467,822	538	32,085	43,599	115,532	149,471	74,040	44,004	8,553
7 Cropper farms.....acres..	165,838	379	7,290	12,191	38,482	59,069	30,167	17,093	1,167
8 Cropland harvested.....total acres..	185,190	5,975	14,792	44,304	65,167	33,919	17,537	3,496
9 Corn harvested for grain.....multiple units reporting..	3,417	377	586	1,146	974	265	64	5
10 subunits reporting..	7,424	507	974	2,215	2,339	939	406	44
11 acres..	59,992	2,318	5,583	16,056	21,804	9,462	4,098	671
12 bushels..	1,827,456	68,690	170,638	497,360	652,221	290,307	125,690	22,550
13 Cotton harvested.....multiple units reporting..	2,815	251	419	954	875	249	62	5
14 subunits reporting..	5,484	302	577	1,575	1,621	812	356	41
15 acres..	37,369	1,136	2,573	8,768	13,468	7,676	3,350	398
16 bales..	20,648	688	1,430	5,040	7,338	3,939	1,965	248
17 Tobacco harvested.....multiple units reporting..	3,359	370	581	1,131	955	256	61	5
18 subunits reporting..	6,844	471	898	2,027	2,140	885	387	36
19 acres..	28,650	1,474	3,526	8,150	9,566	4,188	1,830	136
20 pounds..	30,648,606	1,665,556	3,636,444	8,816,006	10,380,247	4,187,661	1,827,332	135,360
21 Peanuts harvested for picking or threshing.....multiple units reporting..	29	1	5	4	14	4	1
22 subunits reporting..	46	1	5	5	21	9	5
23 acres..	216	1	28	21	95	43	28
24 pounds..	174,689	200	24,363	26,200	75,656	39,000	9,770
25 Horses and mules.....multiple units reporting..	3,128	2	345	533	1,051	894	240	4
26 number..	10,033	4	648	1,200	2,798	3,213	1,343	779
Landlord-tenant operations containing multiple units:									
27 All subunits including home farm.....number..	12,087	17	1,248	1,617	3,258	3,597	1,543	747
28 Land in all subunits including home farm.....acres..	739,154	919	49,044	66,775	173,701	241,497	124,014	73,061
29 Owned by operator of multiple unit.....acres..	661,696	604	46,674	60,228	152,324	213,544	110,507	67,672
30 Rented by operator of multiple unit.....acres..	77,458	315	2,370	6,547	21,377	27,953	13,507	5,389
31 Subunits not included in multiple units.....operators reporting..	1,245	1	177	176	333	373	135	46
32 number..	2,898	1	364	346	605	849	441	277
33 Share tenants.....number..	1,942	226	225	404	603	295	187
34 Other tenants, not croppers nor share tenants.....number..	956	1	138	121	201	246	146	90
35 Land in subunits not included in multiple units.....acres..	105,494	2	9,669	10,985	19,687	32,957	19,807	11,964

Economic Area Table 4.—MULTIPLE-UNIT OPERATIONS, BY ACRES OF CROPLAND HARVESTED: CENSUS OF 1950—Continued

[Data for units, land in units, and number of horses and mules relate to April 1, 1950; those for cropland harvested and crops harvested relate to 1949]

Item (For definitions and explanations, see text)		Area 9								
		Total	Acres of cropland harvested							
			None	Under 20 acres	20 to 29 acres	30 to 49 acres	50 to 99 acres	100 to 199 acres	200 to 499 acres	500 acres and over
1	Multiple-unit operations.....number..	1,372	3	100	150	349	427	205	117	21
2	Subunits in multiple-unit operations.....total number..	4,059	4	200	314	774	1,147	783	636	201
3	Home farms.....number..	1,234	3	95	141	306	375	184	109	21
4	Cropper farms.....number..	2,825	1	105	173	468	772	599	527	180
5	Land in multiple-unit operations.....total acres..	370,687	270	12,009	13,648	49,031	82,137	70,391	103,573	39,628
6	Home farms.....acres..	292,753	242	10,381	10,555	38,493	61,326	51,334	86,435	33,987
7	Cropper farms.....acres..	77,934	28	1,628	3,093	10,538	20,811	19,057	17,138	5,641
8	Cropland harvested.....total acres..	124,870	1,368	3,651	13,565	29,432	28,252	34,894	13,728
9	Corn harvested for grain.....multiple units reporting..	1,332	89	147	340	423	195	117	21
10	subunits reporting..	3,242	114	215	604	962	654	519	174
11	acres..	34,558	580	1,436	4,989	9,877	7,476	7,664	2,536
12	bushels..	864,253	15,884	38,971	123,700	247,254	184,582	195,370	58,492
13	Cotton harvested.....multiple units reporting..	1,203	62	108	302	400	198	113	20
14	subunits reporting..	2,908	68	139	490	860	640	531	180
15	acres..	41,141	308	794	3,907	9,275	10,199	11,620	5,038
16	bales..	17,916	120	363	1,601	3,838	4,698	5,041	2,255
17	Tobacco harvested.....multiple units reporting..	1,138	78	133	305	397	159	91	15
18	subunits reporting..	2,317	98	194	531	730	436	262	66
19	acres..	8,124	270	590	1,826	2,644	1,544	1,007	243
20	pounds..	9,668,378	290,610	714,732	2,173,333	3,242,783	1,780,256	1,216,789	249,875
21	Peanuts harvested for picking or threshing.....multiple units reporting..	51	3	6	12	19	7	4
22	subunits reporting..	82	3	7	17	32	14	9
23	acres..	296	11	14	45	88	54	84
24	pounds..	250,040	7,000	10,156	41,229	65,741	39,460	86,454
25	Horses and mules.....multiple units reporting..	1,136	1	68	123	294	358	100	19
26	number..	4,273	2	118	256	713	1,152	926	307
27	Landlord-tenant operations containing multiple units:									
28	All subunits including home farm.....number..	5,911	13	308	424	1,106	1,599	1,073	1,099	289
29	Land in all subunits including home farm.....acres..	442,463	442	15,485	17,657	62,601	97,537	85,068	121,161	42,512
30	Owned by operator of multiple unit.....acres..	385,236	442	13,190	16,961	58,654	88,066	70,298	107,077	30,548
31	Rented by operator of multiple unit.....acres..	57,227	2,295	696	3,947	9,471	14,770	14,084	11,964
32	Subunits not included in multiple units.....operators reporting..	591	3	45	54	125	182	92	74	16
33	number..	1,852	9	108	110	332	452	290	463	88
34	Share tenants.....number..	1,368	5	80	85	242	336	201	349	70
35	Other tenants, not croppers nor share tenants.....number..	484	4	28	25	90	116	89	114	18
	Land in subunits not included in multiple units.....acres..	71,776	172	3,476	4,009	13,570	15,400	14,677	17,588	2,884

Item (For definitions and explanations, see text)		Area 10								
		Total	Acres of cropland harvested							
			None	Under 20 acres	20 to 29 acres	30 to 49 acres	50 to 99 acres	100 to 199 acres	200 to 499 acres	500 acres and over
1	Multiple-unit operations.....number..	481	4	53	43	126	139	81	31	4
2	Subunits in multiple-unit operations.....total number..	1,283	9	108	88	288	366	301	104	19
3	Home farms.....number..	450	4	53	41	112	127	79	30	4
4	Cropper farms.....number..	833	5	55	47	176	239	222	74	15
5	Land in multiple-unit operations.....total acres..	109,964	8,103	3,310	3,339	16,980	26,690	26,968	19,693	4,881
6	Home farms.....acres..	85,170	7,930	2,515	2,537	12,793	19,987	20,259	15,540	3,609
7	Cropper farms.....acres..	24,794	173	795	802	4,187	6,703	6,709	4,153	1,272
8	Cropland harvested.....total acres..	38,641	673	1,060	4,872	9,465	11,155	8,678	2,738
9	Corn harvested for grain.....multiple units reporting..	458	43	41	123	136	81	30	4
10	subunits reporting..	975	60	55	221	295	244	86	14
11	acres..	15,015	309	514	2,441	3,988	4,309	2,633	821
12	bushels..	417,871	8,265	15,005	70,948	120,371	125,424	66,013	11,845
13	Cotton harvested.....multiple units reporting..	174	11	10	38	59	40	14	2
14	subunits reporting..	237	11	11	47	76	69	20	3
15	acres..	1,169	40	39	225	359	320	161	25
16	bales..	687	21	21	154	191	183	106	11
17	Tobacco harvested.....multiple units reporting..	323	33	33	99	103	45	9	1
18	subunits reporting..	723	38	47	182	233	178	42	3
19	acres..	4,045	144	203	962	1,315	1,070	315	36
20	pounds..	4,577,288	142,560	228,612	1,074,975	1,535,638	1,206,168	353,335	36,000
21	Peanuts harvested for picking or threshing.....multiple units reporting..	93	1	3	22	39	22	6
22	subunits reporting..	181	1	5	27	72	56	20
23	acres..	793	2	13	89	300	270	119
24	pounds..	812,380	2,400	13,661	94,120	252,056	316,243	133,900
25	Horses and mules.....multiple units reporting..	374	2	34	100	121	60	20	3
26	number..	1,276	2	63	281	394	353	107	15
27	Landlord-tenant operations containing multiple units:									
28	All subunits including home farm.....number..	1,522	23	136	96	319	432	356	135	25
29	Land in all subunits including home farm.....acres..	120,759	9,235	3,651	3,444	17,884	29,519	29,204	22,454	5,368
30	Owned by operator of multiple unit.....acres..	106,867	9,235	3,549	3,341	16,503	26,938	25,677	18,891	2,733
31	Rented by operator of multiple unit.....acres..	13,892	102	103	1,381	2,581	3,527	3,563	2,635
32	Subunits not included in multiple units.....operators reporting..	129	1	19	8	23	40	20	15	3
33	number..	239	14	28	8	31	66	55	31	6
34	Share tenants.....number..	81	1	6	2	7	20	22	18	5
35	Other tenants, not croppers nor share tenants.....number..	158	13	22	6	24	46	33	13	1
	Land in subunits not included in multiple units.....acres..	10,795	1,132	341	105	904	2,829	2,236	2,761	487

MULTIPLE-UNIT OPERATIONS

Economic Area Table 4.—MULTIPLE-UNIT OPERATIONS, BY ACRES OF CROPLAND HARVESTED: CENSUS OF 1950—Continued

[Data for units, land in units, and number of horses and mules relate to April 1, 1950; those for cropland harvested and crops harvested relate to 1949]

Item (For definitions and explanations, see text)	Area 11									
	Total	Acres of cropland harvested								
		None	Under 20 acres	20 to 29 acres	30 to 49 acres	50 to 99 acres	100 to 199 acres	200 to 499 acres	500 acres and over	
1 Multiple-unit operations.....number..	2,647	4	315	434	804	775	263	50	2	
2 Subunits in multiple-unit operations.....total number..	7,178	10	650	924	1,870	2,218	1,118	363	25	
3 Home farms.....number..	2,448	2	301	426	739	707	234	47	2	
4 Cropper farms.....number..	4,730	8	349	508	1,131	1,511	884	316	23	
5 Land in multiple-unit operations.....total acres..	560,128	946	25,743	50,083	118,994	180,659	118,082	62,267	3,354	
6 Home farms.....acres..	448,702	163	21,913	41,905	96,393	142,033	91,506	51,986	2,803	
7 Cropper farms.....acres..	111,426	783	3,830	8,178	22,601	38,626	26,576	10,281	551	
8 Cropland harvested.....total acres..	150,155	4,257	10,623	31,386	52,747	35,129	14,721	1,292	
9 Corn harvested for grain.....multiple units reporting..	2,602	289	429	801	770	261	50	2	
10 subunits reporting..	5,893	384	707	1,587	1,889	982	320	24	
11 acres..	75,542	2,167	5,710	16,367	27,048	16,793	7,148	309	
12 bushels..	1,823,118	51,552	139,273	393,094	640,933	398,543	193,183	6,540	
13 Cotton harvested.....multiple units reporting..	722	24	54	207	280	126	31	
14 subunits reporting..	1,166	25	69	271	429	267	105	
15 acres..	6,808	86	192	1,140	2,424	2,137	829	
16 bales..	2,645	36	79	467	924	797	342	
17 Tobacco harvested.....multiple units reporting..	2,563	286	422	787	763	253	50	2	
18 subunits reporting..	5,475	363	629	1,469	1,772	923	296	23	
19 acres..	23,845	1,083	2,145	5,633	8,336	4,671	1,763	214	
20 pounds..	26,182,813	1,093,338	2,409,546	6,306,246	9,188,995	5,040,454	1,908,359	235,875	
21 Peanuts harvested for picking or threshing.....multiple units reporting..	278	20	28	78	111	37	4	
22 subunits reporting..	459	22	33	115	183	87	19	
23 acres..	1,844	52	103	383	776	414	116	
24 pounds..	1,464,879	30,916	98,060	316,200	613,833	314,503	91,367	
25 Horses and mules.....multiple units reporting..	2,393	4	261	390	729	714	248	46	1	
26 number..	7,073	14	410	752	1,726	2,333	1,337	462	39	
Landlord-tenant operations containing multiple units:										
27 All subunits including home farm.....number..	8,722	15	836	1,132	2,221	2,626	1,407	450	35	
28 Land in all subunits including home farm.....acres..	604,137	991	29,379	57,469	128,620	190,400	126,926	65,872	4,500	
29 Owned by operator of multiple unit.....acres..	569,980	966	27,924	52,652	121,067	179,531	119,289	64,251	4,300	
30 Rented by operator of multiple unit.....acres..	34,177	25	1,455	4,817	7,553	10,869	7,637	1,621	200	
31 Subunits not included in multiple units.....operators reporting..	788	2	110	128	208	219	93	26	2	
32 number..	1,544	5	186	208	351	408	289	87	10	
33 Share tenants.....number..	797	4	88	98	182	209	154	62	
34 Other tenants, not croppers nor share tenants.....number..	747	1	98	110	169	199	135	25	10	
35 Land in subunits not included in multiple units.....acres..	44,029	45	3,636	7,386	9,626	9,741	8,844	3,605	1,146	

Economic Area Table 5.—MULTIPLE-UNIT OPERATIONS, BY NUMBER OF SUBUNITS: CENSUS OF 1950

[Data for units, land in units, and number of horses and mules relate to April 1, 1950; those for cropland harvested and crops harvested relate to 1949]

Item (For definitions and explanations, see text)	Total, selected areas						
	Total	Number of subunits					
		2	3	4	5 to 9	10 to 19	20 and over
1 Multiple-unit operations.....number..	25,252	15,277	5,202	2,061	2,258	397	57
2 Subunits in multiple-unit operations.....total number..	74,688	30,554	15,606	8,244	13,683	4,910	1,691
3 Home farms.....number..	22,395	13,680	4,615	1,824	1,901	329	46
4 Cropper farms.....number..	52,293	16,874	10,991	6,420	11,782	4,581	1,645
5 Land in multiple-unit operations.....total acres..	5,266,162	2,041,912	1,050,026	570,144	1,052,185	415,794	136,101
6 Home farms.....acres..	3,579,665	1,534,564	729,495	374,370	635,176	244,801	61,259
7 Cropper farms.....acres..	1,686,497	507,348	320,531	195,774	417,009	170,993	74,842
8 Cropland harvested.....total acres..	1,725,780	634,227	336,536	193,131	360,210	150,053	51,623
9 Corn harvested for grain.....multiple units reporting..	24,438	14,593	5,106	2,045	2,245	394	55
10 subunits reporting.....	60,276	24,068	12,331	6,694	11,510	4,224	1,449
11 acres.....	613,595	220,428	119,249	68,624	130,334	56,090	18,870
12 Cotton harvested.....bushels..	18,251,069	6,503,289	3,506,590	2,032,894	3,963,513	1,691,766	553,017
13 multiple units reporting.....	14,750	7,842	3,189	1,481	1,815	369	54
14 subunits reporting.....	35,219	11,638	6,659	4,219	7,960	3,581	1,162
15 acres.....	294,262	93,088	54,148	37,114	69,096	30,303	10,513
16 Tobacco harvested.....bales..	175,752	55,378	32,099	21,349	41,610	19,068	6,248
17 multiple units reporting.....	20,424	11,864	4,375	1,779	1,992	363	51
18 subunits reporting.....	49,701	18,885	10,299	5,640	9,908	3,678	1,291
19 acres.....	224,033	80,318	45,068	25,341	47,929	18,402	6,975
20 Peanuts harvested for picking or threshing.....pounds..	256,343,325	89,907,314	51,019,719	29,230,492	56,318,015	22,122,024	7,745,761
21 multiple units reporting.....	4,166	1,853	906	491	709	176	31
22 subunits reporting.....	12,078	2,838	2,021	1,441	3,385	1,676	717
23 acres.....	106,611	23,511	16,595	12,656	30,542	17,268	6,039
24 Horses and mules.....pounds..	107,129,341	23,922,984	17,239,618	12,639,917	30,039,795	17,719,683	5,567,344
25 multiple units reporting.....	22,461	13,202	4,767	1,929	2,122	385	56
26 number.....	86,882	32,887	17,191	9,669	17,394	7,103	2,638
Landlord-tenant operations containing multiple units:							
27 All subunits including home farm.....number..	88,817	37,186	18,454	9,721	15,984	5,580	1,892
28 Land in all subunits including home farm.....acres..	5,900,748	2,297,818	1,168,144	640,092	1,176,670	457,764	160,260
29 Owned by operator of multiple unit.....acres..	5,164,011	2,021,316	1,021,220	557,746	1,018,479	398,715	146,535
30 Rented by operator of multiple unit.....acres..	736,737	276,502	146,924	82,346	158,191	59,049	13,725
31 Subunits not included in multiple units.....operators reporting..	6,916	3,818	1,413	672	781	193	39
32 number.....	14,129	6,632	2,848	1,477	2,301	670	201
33 Share tenants.....number..	8,677	3,812	1,821	973	1,517	432	122
34 Other tenants, not croppers nor share tenants.....number..	5,452	2,820	1,027	504	784	238	79
35 Land in subunits not included in multiple units.....acres..	634,586	255,906	118,118	69,948	124,485	41,970	24,159

Item (For definitions and explanations, see text)	Area 1 (part)						
	Total	Number of subunits					
		2	3	4	5 to 9	10 to 19	20 and over
1 Multiple-unit operations.....number..	716	603	74	28	11		
2 Subunits in multiple-unit operations.....total number..	1,599	1,206	222	112	59		
3 Home farms.....number..	707	596	73	27	11		
4 Cropper farms.....number..	892	610	149	85	48		
5 Land in multiple-unit operations.....total acres..	117,651	85,089	17,444	8,388	6,730		
6 Home farms.....acres..	104,369	75,878	15,251	7,155	6,085		
7 Cropper farms.....acres..	13,282	9,211	2,193	1,233	645		
8 Cropland harvested.....total acres..	17,092	12,975	2,279	1,290	548		
9 Corn harvested for grain.....multiple units reporting..	658	549	71	27	11		
10 subunits reporting.....	1,077	811	146	77	43		
11 acres.....	4,628	3,466	638	360	164		
12 Cotton harvested.....bushels..	173,203	130,198	21,849	16,320	4,836		
13 multiple units reporting.....							
14 subunits reporting.....							
15 acres.....							
16 Tobacco harvested.....bales..							
17 multiple units reporting.....	527	428	64	24	11		
18 subunits reporting.....	791	570	126	53	42		
19 acres.....	957	670	170	62	55		
20 Peanuts harvested for picking or threshing.....pounds..	1,419,449	1,007,380	225,898	107,510	78,661		
21 multiple units reporting.....							
22 subunits reporting.....							
23 acres.....							
24 Horses and mules.....pounds..							
25 multiple units reporting.....	617	514	70	22	11		
26 number.....	1,341	1,049	173	66	53		
Landlord-tenant operations containing multiple units:							
27 All subunits including home farm.....number..	1,843	1,407	256	119	61		
28 Land in all subunits including home farm.....acres..	122,703	89,236	18,161	8,517	6,789		
29 Owned by operator of multiple unit.....acres..	120,265	87,097	17,894	8,517	6,757		
30 Rented by operator of multiple unit.....acres..	2,438	2,139	267		32		
31 Subunits not included in multiple units.....operators reporting..	166	139	18	7	2		
32 number.....	244	201	34	7	2		
33 Share tenants.....number..	89	74	12	3			
34 Other tenants, not croppers nor share tenants.....number..	155	127	22	4	2		
35 Land in subunits not included in multiple units.....acres..	5,052	4,147	717	129	59		

MULTIPLE-UNIT OPERATIONS

Economic Area Table 5.—MULTIPLE-UNIT OPERATIONS, BY NUMBER OF SUBUNITS: CENSUS OF 1950—Continued

[Data for units, land in units, and number of horses and mules relate to April 1, 1950; those for cropland harvested and crops harvested relate to 1949]

Item (For definitions and explanations, see text)	Area 2						
	Total	Number of subunits					
		2	3	4	5 to 9	10 to 19	20 and over
1 Multiple-unit operations.....number..	217	193	18	3	3
2 Subunits in multiple-unit operations.....total number..	469	386	54	12	17
3 Home farms.....number..	212	188	18	3	3
4 Cropper farms.....number..	257	198	36	9	14
5 Land in multiple-unit operations.....total acres..	40,445	30,527	4,497	2,256	3,165
6 Home farms.....acres..	34,568	26,360	3,109	2,152	2,947
7 Cropper farms.....acres..	5,877	4,167	1,388	104	218
8 Cropland harvested.....total acres..	7,819	6,039	1,133	371	276
9 Corn harvested for grain.....multiple units reporting..	200	176	18	3	3
10 subunits reporting..	329	264	39	12	14
11 acres..	2,667	1,933	456	157	121
12 bushels..	84,952	58,911	14,611	6,610	4,820
13 Cotton harvested.....multiple units reporting..	34	29	4	1
14 subunits reporting..	51	37	9	5
15 acres..	205	165	28	12
16 bales..	137	104	21	12
17 Tobacco harvested.....multiple units reporting..	94	86	6	1	1
18 subunits reporting..	134	117	13	3	1
19 acres..	353	297	40	11	5
20 pounds..	348,697	297,201	39,800	6,696	5,000
21 Peanuts harvested for picking or threshing.....multiple units reporting..	1	1
22 subunits reporting..	1	1
23 acres..	1	1
24 pounds..	900	900
25 Horses and mules.....multiple units reporting..	161	144	13	2	2
26 number..	324	280	30	6	8
Landlord-tenant operations containing multiple units:							
27 All subunits including home farm.....number..	520	428	57	14	21
28 Land in all subunits including home farm.....acres..	41,578	31,002	4,793	2,270	3,513
29 Owned by operator of multiple unit.....acres..	40,425	29,855	4,787	2,270	3,513
30 Rented by operator of multiple unit.....acres..	1,153	1,147	6
31 Subunits not included in multiple units.....operators reporting..	33	28	3	1	1
32 number..	51	42	3	1	4
33 Share tenants.....number..	13	9	1	1	2
34 Other tenants, not croppers nor share tenants.....number..	38	33	2	1	2
35 Land in subunits not included in multiple units.....acres..	1,133	475	296	14	348

Item (For definitions and explanations, see text)	Areas 3, B, and C						
	Total	Number of subunits					
		2	3	4	5 to 9	10 to 19	20 and over
1 Multiple-unit operations.....number..	4,885	3,311	1,019	288	241	24	2
2 Subunits in multiple-unit operations.....total number..	12,566	6,622	3,057	1,152	1,393	275	67
3 Home farms.....number..	4,566	3,130	943	263	212	16	2
4 Cropper farms.....number..	8,000	3,492	2,114	889	1,181	259	65
5 Land in multiple-unit operations.....total acres..	830,710	430,011	189,390	76,686	108,495	23,181	2,947
6 Home farms.....acres..	567,043	318,541	132,904	48,991	58,860	6,918	829
7 Cropper farms.....acres..	263,667	111,470	56,486	27,695	49,635	16,263	2,118
8 Cropland harvested.....total acres..	198,211	104,519	46,194	18,931	23,699	4,250	618
9 Corn harvested for grain.....multiple units reporting..	4,665	3,120	998	282	239	24	2
10 subunits reporting..	9,525	5,008	2,303	866	1,108	214	26
11 acres..	62,166	33,073	14,407	5,847	7,362	1,276	201
12 bushels..	1,893,650	1,009,064	440,561	167,582	235,351	34,812	6,280
13 Cotton harvested.....multiple units reporting..	338	186	89	27	29	6	1
14 subunits reporting..	627	241	165	64	92	44	21
15 acres..	2,316	917	601	235	355	177	31
16 bales..	1,825	710	480	183	296	135	21
17 Tobacco harvested.....multiple units reporting..	4,732	3,170	1,009	287	240	24	2
18 subunits reporting..	10,114	5,173	2,485	960	1,223	246	27
19 acres..	45,412	22,756	10,998	4,351	5,979	1,143	185
20 pounds..	45,101,750	22,739,028	11,067,976	4,360,149	5,751,286	1,030,449	152,862
21 Peanuts harvested for picking or threshing.....multiple units reporting..
22 subunits reporting..
23 acres..
24 pounds..
25 Horses and mules.....multiple units reporting..	4,421	2,942	952	274	228	23	2
26 number..	13,855	7,315	3,218	1,251	1,682	326	63
Landlord-tenant operations containing multiple units:							
27 All subunits including home farm.....number..	14,578	7,743	3,397	1,324	1,661	378	75
28 Land in all subunits including home farm.....acres..	947,602	483,336	205,081	87,403	133,797	34,587	3,398
29 Owned by operator of multiple unit.....acres..	807,508	406,359	172,104	75,344	121,178	29,125	3,398
30 Rented by operator of multiple unit.....acres..	140,094	76,977	32,977	12,059	12,619	5,462
31 Subunits not included in multiple units.....operators reporting..	1,192	761	228	101	87	14	1
32 number..	2,012	1,121	340	172	268	103	8
33 Share tenants.....number..	1,308	663	219	100	244	76	6
34 Other tenants, not croppers nor share tenants.....number..	704	458	121	72	24	27	2
35 Land in subunits not included in multiple units.....acres..	116,892	53,325	15,691	10,717	25,302	11,406	451

Economic Area Table 5.—MULTIPLE-UNIT OPERATIONS, BY NUMBER OF SUBUNITS: CENSUS OF 1950—Continued

[Data for units, land in units, and number of horses and mules relate to April 1, 1950; those for cropland harvested and crops harvested relate to 1949]

Item (For definitions and explanations, see text)		Area 4a					
		Total	Number of subunits				
			2	3	4	5 to 9	10 to 19
1	Multiple-unit operations.....number..	386	302	59	11	13	1
2	Subunits in multiple-unit operations.....total number..	922	604	177	44	85	12
3	Home farms.....number..	376	295	56	11	13	1
4	Cropper farms.....number..	546	309	121	33	72	11
5	Land in multiple-unit operations.....total acres..	96,461	54,522	24,776	4,606	9,287	3,270
6	Home farms.....acres..	83,016	46,724	21,282	3,950	8,009	3,051
7	Cropper farms.....acres..	13,445	7,798	3,494	656	1,278	219
8	Cropland harvested.....total acres..	22,089	12,507	4,536	1,071	2,692	1,283
9	Corn harvested for grain.....multiple units reporting..	362	281	56	11	13	1
10	subunits reporting..	662	433	124	34	60	11
11	acres..	5,447	3,443	1,023	314	481	186
12	bushels..	163,503	106,450	28,153	10,375	14,305	4,220
13	Cotton harvested.....multiple units reporting..	133	86	31	5	10	1
14	subunits reporting..	242	115	61	14	43	9
15	acres..	1,855	649	420	98	458	230
16	bales..	1,326	532	289	70	340	95
17	Tobacco harvested.....multiple units reporting..	281	214	47	9	10	1
18	subunits reporting..	447	290	88	27	38	4
19	acres..	1,855	1,162	368	123	181	21
20	pounds..	1,692,066	1,075,027	326,629	121,950	140,360	28,100
21	Peanuts harvested for picking or threshing.....multiple units reporting..
22	subunits reporting..
23	acres..
24	pounds..
25	Horses and mules.....multiple units reporting..	338	259	54	11	13	1
26	number..	956	620	194	49	86	7
Landlord-tenant operations containing multiple units:							
27	All subunits including home farm.....number..	1,089	709	213	56	97	14
28	Land in all subunits including home farm.....acres..	106,524	59,260	29,478	4,949	9,506	3,331
29	Owned by operator of multiple unit.....acres..	100,700	55,133	28,154	4,917	9,165	3,331
30	Rented by operator of multiple unit.....acres..	5,824	4,127	1,324	32	341
31	Subunits not included in multiple units.....operators reporting..	98	66	16	7	8	1
32	number..	167	105	36	12	12	2
33	Share tenants.....number..	77	41	22	6	6	2
34	Other tenants, not croppers nor share tenants.....number..	90	64	14	6	6
35	Land in subunits not included in multiple units.....acres..	10,063	4,738	4,702	343	219	61

Item (For definitions and explanations, see text)		Area 4b					
		Total	Number of subunits				
			2	3	4	5 to 9	10 to 19
1	Multiple-unit operations.....number..	695	543	110	27	14	1
2	Subunits in multiple-unit operations.....total number..	1,618	1,086	330	108	77	17
3	Home farms.....number..	684	535	107	27	14	1
4	Cropper farms.....number..	934	551	223	81	63	16
5	Land in multiple-unit operations.....total acres..	133,073	87,194	25,906	8,033	8,136	3,804
6	Home farms.....acres..	106,825	69,677	20,635	6,089	6,942	3,482
7	Cropper farms.....acres..	26,248	17,517	5,271	1,944	1,194	322
8	Cropland harvested.....total acres..	49,782	30,722	10,869	2,992	3,612	1,587
9	Corn harvested for grain.....multiple units reporting..	599	459	99	27	13	1
10	subunits reporting..	932	635	192	67	34	4
11	acres..	8,831	5,500	1,728	683	601	319
12	bushels..	238,671	146,434	47,842	20,580	17,440	6,375
13	Cotton harvested.....multiple units reporting..	571	429	101	26	14	1
14	subunits reporting..	990	635	211	72	59	13
15	acres..	8,670	4,875	2,176	660	666	293
16	bales..	7,321	4,139	1,752	566	595	269
17	Tobacco harvested.....multiple units reporting..	75	52	17	4	2
18	subunits reporting..	107	70	25	6	6
19	acres..	288	186	68	11	23
20	pounds..	270,544	176,144	64,300	9,300	20,800
21	Peanuts harvested for picking or threshing.....multiple units reporting..	4	3	1
22	subunits reporting..	8	3	5
23	acres..	4	3	1
24	pounds..	2,940	2,340	600
25	Horses and mules.....multiple units reporting..	560	427	94	24	14	1
26	number..	1,484	1,003	277	102	91	11
Landlord-tenant operations containing multiple units:							
27	All subunits including home farm.....number..	1,854	1,267	357	120	92	18
28	Land in all subunits including home farm.....acres..	142,506	93,647	27,356	9,203	8,455	3,845
29	Owned by operator of multiple unit.....acres..	119,115	79,063	21,501	7,303	7,403	3,845
30	Rented by operator of multiple unit.....acres..	23,391	14,584	5,855	1,900	1,052
31	Subunits not included in multiple units.....operators reporting..	162	131	19	7	4	1
32	number..	236	181	27	12	15	1
33	Share tenants.....number..	103	83	14	3	2	1
34	Other tenants, not croppers nor share tenants.....number..	133	98	13	9	13
35	Land in subunits not included in multiple units.....acres..	9,433	6,453	1,450	1,170	319	41

MULTIPLE-UNIT OPERATIONS

Economic Area Table 5.—MULTIPLE-UNIT OPERATIONS, BY NUMBER OF SUBUNITS: CENSUS OF 1950—Continued

[Data for units, land in units, and number of horses and mules relate to April 1, 1950; those for cropland harvested and crops harvested relate to 1949]

Item (For definitions and explanations, see text)	Areas 5 and D						
	Total	Number of subunits					
		2	3	4	5 to 9	10 to 19	20 and over
1 Multiple-unit operations.....number..	2,327	1,535	456	160	151	21	4
2 Subunits in multiple-unit operations.....total number..	6,312	3,070	1,368	640	891	262	81
3 Home farms.....number..	2,203	1,436	432	151	140	20	4
4 Cropper farms.....number..	4,109	1,614	936	489	751	242	77
5 Land in multiple-unit operations.....total acres..	424,591	194,200	89,053	45,319	67,777	23,200	5,042
6 Home farms.....acres..	309,236	149,249	63,831	32,650	46,011	15,748	1,747
7 Cropper farms.....acres..	115,355	44,951	25,222	12,669	21,766	7,452	3,295
8 Cropland harvested.....total acres..	174,227	78,050	36,254	18,553	27,861	10,396	3,113
9 Corn harvested for grain.....multiple units reporting..	2,202	1,432	439	157	149	21	4
10 subunits reporting..	4,707	2,252	1,017	473	683	229	53
11 acres..	37,699	17,191	8,328	3,705	5,785	2,133	597
12 bushels..	939,289	451,724	206,458	83,964	135,649	51,568	9,936
13 Cotton harvested.....multiple units reporting..	2,222	1,441	446	159	151	21	4
14 subunits reporting..	5,034	2,299	1,081	532	794	249	79
15 acres..	73,231	29,660	15,221	8,255	14,089	4,345	1,661
16 bales..	48,886	19,962	10,124	5,672	9,087	3,026	1,015
17 Tobacco harvested.....multiple units reporting..	49	22	9	7	9	2
18 subunits reporting..	61	22	12	8	16	3
19 acres..	156	34	27	24	49	22
20 pounds..	151,325	31,772	29,900	23,157	43,000	23,496
21 Peanuts harvested for picking or threshing.....multiple units reporting..	6	5	1
22 subunits reporting..	8	5	3
23 acres..	7	4	3
24 pounds..	4,322	1,322	3,000
25 Horses and mules.....multiple units reporting..	1,902	1,221	385	137	135	21	3
26 number..	5,922	2,764	1,270	651	803	345	89
Landlord-tenant operations containing multiple units:							
27 All subunits including home farm.....number..	7,315	3,585	1,602	730	1,014	294	90
28 Land in all subunits including home farm.....acres..	465,312	211,982	101,406	48,464	73,572	24,156	5,732
29 Owned by operator of multiple unit.....acres..	406,242	184,997	89,946	43,226	61,207	22,109	4,757
30 Rented by operator of multiple unit.....acres..	59,070	26,985	11,460	5,238	12,365	2,047	975
31 Subunits not included in multiple units.....operators reporting..	566	323	133	51	50	6	3
32 number..	1,003	515	234	90	123	32	9
33 Share tenants.....number..	558	259	152	62	62	21	2
34 Other tenants, not croppers nor share tenants.....number..	445	256	82	28	61	11	7
35 Land in subunits not included in multiple units.....acres..	40,721	17,782	12,353	3,145	5,795	956	690

Item (For definitions and explanations, see text)	Areas 6 and E						
	Total	Number of subunits					
		2	3	4	5 to 9	10 to 19	20 and over
1 Multiple-unit operations.....number..	3,497	2,316	727	249	178	25	2
2 Subunits in multiple-unit operations.....total number..	9,189	4,632	2,181	996	1,041	296	43
3 Home farms.....number..	3,236	2,147	676	232	157	22	2
4 Cropper farms.....number..	5,953	2,485	1,505	764	884	274	41
5 Land in multiple-unit operations.....total acres..	633,660	299,584	147,294	69,800	85,163	25,599	6,220
6 Home farms.....acres..	467,822	236,167	108,074	46,591	55,255	16,563	5,172
7 Cropper farms.....acres..	165,838	63,417	39,220	23,209	29,908	9,036	1,048
8 Cropland harvested.....total acres..	185,190	88,488	42,912	21,189	24,271	7,058	1,272
9 Corn harvested for grain.....multiple units reporting..	3,417	2,247	717	249	177	25	2
10 subunits reporting..	7,424	3,775	1,728	768	873	248	32
11 acres..	59,992	30,709	13,542	6,386	7,089	1,944	322
12 bushels..	1,827,456	948,858	407,107	184,207	216,759	52,565	17,960
13 Cotton harvested.....multiple units reporting..	2,815	1,780	614	225	169	25	2
14 subunits reporting..	5,484	2,593	1,274	650	727	220	20
15 acres..	37,369	17,171	8,638	4,900	4,989	1,517	154
16 bales..	20,648	9,137	4,734	2,627	3,009	1,022	119
17 Tobacco harvested.....multiple units reporting..	3,359	2,205	711	242	174	25	2
18 subunits reporting..	6,844	3,389	1,601	745	826	258	25
19 acres..	28,650	14,138	6,651	2,997	3,641	1,089	134
20 pounds..	30,648,606	15,136,513	7,239,965	3,256,338	3,772,116	1,117,380	126,294
21 Peanuts harvested for picking or threshing.....multiple units reporting..	29	13	9	4	3
22 subunits reporting..	46	15	7	9	7
23 acres..	216	90	69	25	32
24 pounds..	174,689	68,663	65,500	23,056	17,470
25 Horses and mules.....multiple units reporting..	3,128	2,037	670	232	164	23	2
26 number..	10,033	4,966	2,275	1,076	1,257	407	52
Landlord-tenant operations containing multiple units:							
27 All subunits including home farm.....number..	12,087	5,999	2,824	1,320	1,489	409	46
28 Land in all subunits including home farm.....acres..	739,154	342,997	168,934	84,072	106,396	30,244	6,511
29 Owned by operator of multiple unit.....acres..	661,696	302,847	149,956	76,817	97,854	27,711	6,511
30 Rented by operator of multiple unit.....acres..	77,458	40,150	18,978	7,255	8,542	2,533
31 Subunits not included in multiple units.....operators reporting..	1,245	739	273	117	94	20	2
32 number..	2,898	1,367	643	324	448	113	3
33 Share tenants.....number..	1,942	906	433	236	292	72	3
34 Other tenants, not croppers nor share tenants.....number..	956	461	210	88	156	41
35 Land in subunits not included in multiple units.....acres..	105,494	43,413	21,640	14,272	21,233	4,645	291

Economic Area Table 5.—MULTIPLE-UNIT OPERATIONS, BY NUMBER OF SUBUNITS: CENSUS OF 1950—Continued

[Data for units, land in units, and number of horses and mules relate to April 1, 1950; those for cropland harvested and crops harvested relate to 1949]

Item (For definitions and explanations, see text)		Area 7						
		Total	Number of subunits					
			2	3	4	5 to 9	10 to 19	20 and over
1	Multiple-unit operations.....number..	2,531	1,277	544	264	359	77	10
2	Subunits in multiple-unit operations.....total number..	8,654	2,554	1,632	1,056	2,206	960	246
3	Home farms.....number..	1,955	987	418	211	265	67	7
4	Cropper farms.....number..	6,699	1,567	1,214	845	1,941	893	239
5	Land in multiple-unit operations.....total acres..	777,260	207,455	131,693	93,526	208,919	112,042	23,625
6	Home farms.....acres..	464,239	133,455	75,726	54,806	108,854	76,379	15,019
7	Cropper farms.....acres..	313,021	74,000	55,967	38,720	100,065	35,663	8,606
8	Cropland harvested.....total acres..	252,329	66,530	44,353	31,201	67,514	35,432	7,299
9	Corn harvested for grain.....multiple units reporting..	2,498	1,252	540	264	356	77	9
10	subunits reporting..	7,293	2,135	1,378	918	1,900	809	153
11	acres..	82,433	22,915	14,799	10,219	21,797	10,669	2,034
12	bushels..	2,820,692	759,467	490,291	343,245	755,703	401,017	70,969
13	Cotton harvested.....multiple units reporting..	2,056	963	446	229	334	74	10
14	subunits reporting..	5,465	1,435	986	672	1,530	664	178
15	acres..	44,199	10,007	7,257	5,702	12,987	6,479	1,767
16	bales..	26,526	5,839	4,264	3,364	7,953	4,066	1,040
17	Tobacco harvested.....multiple units reporting..	1,839	852	410	212	289	68	8
18	subunits reporting..	4,875	1,325	905	616	1,323	582	124
19	acres..	17,557	4,611	3,258	2,206	4,910	2,144	428
20	pounds..	20,985,834	5,381,034	3,832,779	2,659,785	5,987,644	2,667,355	457,237
21	Peanuts harvested for picking or threshing.....multiple units reporting..	2,440	1,202	532	262	357	77	10
22	subunits reporting..	7,074	1,933	1,299	876	1,917	851	198
23	acres..	74,801	18,751	12,755	9,541	21,269	10,180	2,305
24	pounds..	79,347,726	19,858,102	14,005,051	10,020,264	22,351,108	10,764,009	2,349,162
25	Horses and mules.....multiple units reporting..	2,320	1,134	511	251	339	75	10
26	number..	12,711	3,449	2,343	1,608	3,386	1,488	437
Landlord-tenant operations containing multiple units:								
27	All subunits including home farm.....number..	10,308	3,222	1,944	1,251	2,493	1,114	284
28	Land in all subunits including home farm.....acres..	885,661	249,666	148,575	108,702	228,801	122,100	27,817
29	Owned by operator of multiple unit.....acres..	730,145	212,644	123,227	88,477	180,564	102,524	22,709
30	Rented by operator of multiple unit.....acres..	155,516	37,022	25,348	20,225	48,237	19,576	5,108
31	Subunits not included in multiple units.....operators reporting..	757	331	157	86	131	46	6
32	number..	1,654	668	312	195	287	154	38
33	Share tenants.....number..	874	304	172	113	166	93	26
34	Other tenants, not croppers nor share tenants.....number..	780	364	140	82	121	61	12
35	Land in subunits not included in multiple units.....acres..	108,401	42,211	16,882	15,176	19,882	10,058	4,192

Item (For definitions and explanations, see text)		Area 8						
		Total	Number of subunits					
			2	3	4	5 to 9	10 to 19	20 and over
1	Multiple-unit operations.....number..	5,498	2,423	1,249	645	925	221	35
2	Subunits in multiple-unit operations.....total number..	20,839	4,846	3,747	2,580	5,740	2,759	1,167
3	Home farms.....number..	4,324	1,799	1,022	550	749	177	27
4	Cropper farms.....number..	16,515	3,047	2,725	2,030	4,991	2,582	1,140
5	Land in multiple-unit operations.....total acres..	1,171,532	238,621	183,182	131,532	334,567	195,342	88,288
6	Home farms.....acres..	615,922	135,851	101,401	72,521	173,081	101,909	31,159
7	Cropper farms.....acres..	555,610	102,770	81,781	59,011	161,486	93,433	57,129
8	Cropland harvested.....total acres..	505,375	108,673	79,421	57,328	144,677	79,272	36,004
9	Corn harvested for grain.....multiple units reporting..	5,445	2,391	1,238	642	922	218	34
10	subunits reporting..	18,217	4,359	3,149	2,222	4,937	2,438	1,112
11	acres..	224,617	50,289	35,934	25,351	62,197	35,989	14,857
12	bushels..	7,004,411	1,596,563	1,150,093	821,897	1,975,542	1,034,049	426,267
13	Cotton harvested.....multiple units reporting..	4,482	1,788	1,013	567	864	216	34
14	subunits reporting..	13,015	2,683	2,044	1,571	3,742	2,173	802
15	acres..	77,299	14,907	11,165	8,870	23,244	13,643	5,470
16	bales..	47,835	9,056	6,624	5,299	14,738	8,621	3,497
17	Tobacco harvested.....multiple units reporting..	5,444	2,383	1,242	643	922	219	35
18	subunits reporting..	17,813	4,155	3,093	2,180	4,911	2,417	1,057
19	acres..	92,791	21,149	15,256	11,134	26,205	13,103	5,944
20	pounds..	115,296,575	26,830,089	18,933,284	13,750,333	32,829,938	16,244,558	6,708,373
21	Peanuts harvested for picking or threshing.....multiple units reporting..	1,264	389	280	178	299	97	21
22	subunits reporting..	4,219	560	567	456	1,307	519	519
23	acres..	28,649	3,418	3,159	2,712	8,596	7,030	3,734
24	pounds..	25,071,465	2,958,195	2,643,673	2,223,980	7,133,288	6,894,147	3,218,182
25	Horses and mules.....multiple units reporting..	5,111	2,176	1,181	623	880	216	35
26	number..	27,634	6,141	4,637	3,204	7,648	4,149	1,855
Landlord-tenant operations containing multiple units:								
27	All subunits including home farm.....number..	23,068	5,579	4,158	2,826	6,252	2,969	1,284
28	Land in all subunits including home farm.....acres..	1,282,329	269,074	198,640	141,008	360,823	207,799	104,985
29	Owned by operator of multiple unit.....acres..	1,115,832	230,517	171,550	121,067	312,011	181,994	98,693
30	Rented by operator of multiple unit.....acres..	166,497	38,557	27,090	19,941	48,812	25,805	6,292
31	Subunits not included in multiple units.....operators reporting..	1,189	443	247	142	247	87	23
32	number..	2,229	733	411	246	512	117	117
33	Share tenants.....number..	1,467	458	292	167	360	127	63
34	Other tenants, not croppers nor share tenants.....number..	762	275	119	79	152	83	54
35	Land in subunits not included in multiple units.....acres..	110,797	30,453	15,458	9,476	26,256	12,457	16,697

MULTIPLE-UNIT OPERATIONS

Economic Area Table 5.—MULTIPLE-UNIT OPERATIONS, BY NUMBER OF SUBUNITS: CENSUS OF 1950—Continued

[Data for units, land in units, and number of horses and mules relate to April 1, 1950; those for cropland harvested and crops harvested relate to 1949]

Item (For definitions and explanations, see text)		Area 9						
		Total	Number of subunits					
			2	3	4	5 to 9	10 to 19	20 and over
1	Multiple-unit operations.....number..	1,372	811	251	155	138	14	3
2	Subunits in multiple-unit operations.....total number..	4,059	1,622	753	620	828	172	64
3	Home farms.....number..	1,234	729	224	140	125	13	3
4	Cropper farms.....number..	2,825	893	529	480	703	159	61
5	Land in multiple-unit operations.....total acres..	370,687	126,224	69,778	59,092	90,446	17,374	7,773
6	Home farms.....acres..	292,753	103,074	55,675	46,032	69,504	12,796	5,672
7	Cropper farms.....acres..	77,934	23,150	14,103	13,060	20,942	4,578	2,101
8	Cropland harvested.....total acres..	124,870	40,912	22,728	20,656	31,393	6,543	2,638
9	Corn harvested for grain.....multiple units reporting..	1,332	783	242	152	138	14	3
10subunits reporting..	3,242	1,270	566	493	721	142	60
11acres..	34,558	12,438	6,375	5,445	8,325	1,367	508
12bushels..	864,253	317,823	150,857	142,524	194,853	42,411	15,785
13	Cotton harvested.....multiple units reporting..	1,203	672	149	136	149	14	3
14subunits reporting..	2,908	1,020	504	469	696	157	62
15acres..	41,141	11,396	6,704	7,541	10,824	3,246	1,430
16bales..	17,916	4,582	2,972	3,174	4,953	1,679	556
17	Tobacco harvested.....multiple units reporting..	1,138	679	206	113	113	11	3
18subunits reporting..	2,317	1,015	436	338	453	39	36
19acres..	8,124	3,513	1,543	1,169	1,635	188	76
20pounds..	9,668,378	4,187,639	1,824,888	1,360,440	1,995,789	228,502	71,120
21	Peanuts harvested for picking or threshing.....multiple units reporting..	51	39	7	5
22subunits reporting..	82	48	15	19
23acres..	296	171	42	83
24pounds..	250,040	144,140	39,300	66,600
25	Horses and mules.....multiple units reporting..	1,136	656	203	126	126	12	3
26number..	4,273	1,584	738	677	977	194	103
Landlord-tenant operations containing multiple units:								
27	All subunits including home farm.....number..	5,911	2,389	1,153	909	1,173	199	88
28	Land in all subunits including home farm.....acres..	442,463	152,209	85,309	71,374	106,763	18,291	8,517
29	Owned by operator of multiple unit.....acres..	385,236	137,682	77,649	60,906	86,922	14,910	7,167
30	Rented by operator of multiple unit.....acres..	57,227	14,527	7,660	10,468	19,841	3,381	1,350
31	Subunits not included in multiple units.....operators reporting..	591	319	109	78	74	8	3
32number..	1,852	767	400	289	345	27	24
33	Share tenants.....number..	1,368	563	317	209	233	24	22
34	Other tenants, not croppers nor share tenants.....number..	484	204	83	80	112	3	2
35	Land in subunits not included in multiple units.....acres..	71,776	25,985	15,531	12,282	16,317	917	744

Item (For definitions and explanations, see text)		Area 10						
		Total	Number of subunits					
			2	3	4	5 to 9	10 to 19	20 and over
1	Multiple-unit operations.....number..	481	307	104	32	38
2	Subunits in multiple-unit operations.....total number..	1,283	614	312	128	229
3	Home farms.....number..	450	285	100	28	37
4	Cropper farms.....number..	833	329	212	100	192
5	Land in multiple-unit operations.....total acres..	109,964	43,577	34,880	9,837	21,670
6	Home farms.....acres..	85,170	34,385	28,647	6,891	15,247
7	Cropper farms.....acres..	24,794	9,192	6,233	2,946	6,423
8	Cropland harvested.....total acres..	38,641	18,318	9,587	3,410	7,326
9	Corn harvested for grain.....multiple units reporting..	458	286	102	32	38
10subunits reporting..	975	449	243	103	180
11acres..	15,015	7,191	3,403	1,557	2,864
12bushels..	417,871	197,427	100,597	38,769	81,078
13	Cotton harvested.....multiple units reporting..	174	94	42	18	20
14subunits reporting..	237	105	56	35	41
15acres..	1,169	540	294	133	202
16bales..	687	293	180	80	134
17	Tobacco harvested.....multiple units reporting..	323	185	77	26	35
18subunits reporting..	723	289	178	85	171
19acres..	4,045	1,557	926	454	1,108
20pounds..	4,577,288	1,721,470	1,062,441	535,936	1,257,441
21	Peanuts harvested for picking or threshing.....multiple units reporting..	93	39	21	15	18
22subunits reporting..	181	53	37	33	58
23acres..	793	207	171	159	256
24pounds..	812,380	211,688	168,969	186,641	245,082
25	Horses and mules.....multiple units reporting..	374	228	84	28	28
26number..	1,276	549	291	141	295
Landlord-tenant operations containing multiple units:								
27	All subunits including home farm.....number..	1,522	729	375	145	273
28	Land in all subunits including home farm.....acres..	120,759	49,346	37,185	10,771	23,457
29	Owned by operator of multiple unit.....acres..	106,867	42,611	35,145	9,605	19,506
30	Rented by operator of multiple unit.....acres..	13,892	6,735	2,040	1,166	3,951
31	Subunits not included in multiple units.....operators reporting..	129	74	27	10	18
32number..	239	115	63	17	44
33	Share tenants.....number..	81	40	22	6	13
34	Other tenants, not croppers nor share tenants.....number..	158	75	41	11	31
35	Land in subunits not included in multiple units.....acres..	10,795	5,769	2,305	934	1,787

Economic Area Table 5.—MULTIPLE-UNIT OPERATIONS, BY NUMBER OF SUBUNITS: CENSUS OF 1950—Continued

[Data for units, land in units, and number of horses and mules relate to April 1, 1950; those for cropland harvested and crops harvested relate to 1949]

Item (For definitions and explanations, see text)	Area 11						
	Total	Number of subunits					
		2	3	4	5 to 9	10 to 19	20 and over
1 Multiple-unit operations.....number..	2,647	1,656	591	199	187	13	1
2 Subunits in multiple-unit operations.....total number..	7,178	3,312	1,773	796	1,117	157	23
3 Home farms.....number..	2,448	1,533	546	181	175	12	1
4 Cropper farms.....number..	4,730	1,779	1,227	615	942	145	22
5 Land in multiple-unit operations.....total acres..	560,128	244,908	132,133	61,069	107,830	11,982	2,206
6 Home farms.....acres..	448,702	205,203	102,960	46,542	84,381	7,955	1,661
7 Cropper farms.....acres..	111,426	39,705	29,173	14,527	23,449	4,027	545
8 Cropland harvested.....total acres..	150,155	66,494	36,270	16,139	26,341	4,232	679
9 Corn harvested for grain.....multiple units reporting..	2,602	1,617	586	199	186	13	1
10 subunits reporting..	5,893	2,677	1,446	661	957	129	23
11 acres..	75,542	32,280	18,616	8,600	13,548	2,207	291
12 bushels..	1,823,118	780,380	448,171	196,821	327,177	64,749	5,820
13 Cotton harvested.....multiple units reporting..	722	374	174	76	87	11
14 subunits reporting..	1,166	475	268	140	231	52
15 acres..	6,808	2,801	1,644	720	1,270	373
16 bales..	2,645	1,024	659	314	493	155
17 Tobacco harvested.....multiple units reporting..	2,563	1,588	577	198	186	13	1
18 subunits reporting..	5,475	2,470	1,337	619	898	129	22
19 acres..	23,845	10,245	5,763	2,799	4,138	692	208
20 pounds..	26,182,813	11,324,017	6,371,859	3,038,898	4,435,980	782,184	229,875
21 Peanuts harvested for picking or threshing.....multiple units reporting..	278	162	64	24	26	2
22 subunits reporting..	459	220	103	47	74	15
23 acres..	1,844	866	441	176	303	58
24 pounds..	1,464,879	677,634	356,395	146,076	223,247	61,527
25 Horses and mules.....multiple units reporting..	2,393	1,464	550	189	176	13	1
26 number..	7,073	3,167	1,745	838	1,108	176	39
Landlord-tenant operations containing multiple units:							
27 All subunits including home farm.....number..	8,722	4,129	2,118	907	1,358	185	25
28 Land in all subunits including home farm.....acres..	604,157	266,063	143,226	63,359	114,798	13,411	3,300
29 Owned by operator of multiple unit.....acres..	569,980	252,511	129,307	59,297	112,399	13,166	3,300
30 Rented by operator of multiple unit.....acres..	34,177	13,552	13,919	4,062	2,399	245
31 Subunits not included in multiple units.....operators reporting..	788	464	183	65	65	10	1
32 number..	1,544	817	345	111	241	28	2
33 Share tenants.....number..	797	412	165	67	137	16
34 Other tenants, not croppers nor share tenants.....number..	747	405	180	44	104	12	2
35 Land in subunits not included in multiple units.....acres..	44,029	21,155	11,093	2,290	6,968	1,429	1,094

MULTIPLE-UNIT OPERATIONS

Economic Area Table 6.—MULTIPLE-UNIT OPERATIONS, BY KIND OF TENANTS IN LANDLORD-TENANT OPERATION: CENSUS OF 1950

[Data for units, land in units, and number of horses and mules relate to April 1, 1950; those for cropland harvested and crops harvested relate to 1949]

Item (For definitions and explanations, see text)	Total, selected areas				Area 1 (part)			
	Total	Kind of tenant in landlord-tenant operation			Total	Kind of tenant in landlord-tenant operation		
		Croppers only	Croppers, share, and/or other tenants only	Croppers and tenants other than share tenants only		Croppers only	Croppers, share, and/or other tenants only	Croppers and tenants other than share tenants only
1 Multiple-unit operations.....number..	25,252	18,336	4,356	2,560	716	550	60	106
2 Subunits in multiple-unit operations.....total number..	74,688	51,536	15,067	8,085	1,599	1,228	133	238
3 Home farms.....number..	22,395	16,242	3,820	2,333	707	542	59	106
4 Cropper farms.....number..	52,293	35,294	11,247	5,752	892	686	74	132
5 Land in multiple-unit operations.....total acres..	5,266,162	3,154,763	1,433,862	677,537	117,651	82,660	16,201	18,790
6 Home farms.....acres..	3,579,665	2,083,111	1,017,158	479,396	104,369	72,736	14,728	16,905
7 Cropper farms.....acres..	1,686,497	1,071,652	416,704	198,141	13,282	9,924	1,473	1,885
8 Cropland harvested.....total acres..	1,725,499	1,145,499	384,323	195,958	17,092	12,940	1,555	2,597
9 Corn harvested for grain.....multiple units reporting..	24,438	17,806	4,199	2,433	658	509	57	92
10 subunits reporting..	60,276	42,020	11,923	6,333	1,077	834	89	154
11 acres..	613,595	415,179	127,700	70,716	4,628	3,614	387	627
12 bushels..	18,251,069	12,558,659	3,664,771	2,027,639	173,203	135,139	13,943	24,121
13 Cotton harvested.....multiple units reporting..	14,750	10,422	2,965	1,363
14 subunits reporting..	35,219	23,488	7,896	3,835
15 acres..	294,262	189,230	73,684	31,348
16 bales..	175,752	116,691	40,429	18,632
17 Tobacco harvested.....multiple units reporting..	20,424	14,959	3,467	1,998	527	394	53	80
18 subunits reporting..	49,701	35,109	9,500	5,092	721	591	77	123
19 acres..	224,033	158,016	42,952	23,065	997	683	113	161
20 pounds..	256,343,325	182,718,114	47,755,439	25,869,772	1,419,449	992,591	176,095	250,763
21 Peanuts harvested for picking or threshing.....multiple units reporting..	4,166	3,096	648	422
22 subunits reporting..	12,078	8,290	2,292	1,496
23 acres..	106,611	68,586	23,508	14,517
24 pounds..	107,128,341	69,231,324	24,212,654	13,685,363
25 Horses and mules.....multiple units reporting..	2,461	1,625	3,743	2,193	617	481	50	86
26 number..	86,882	58,664	18,538	9,680	1,341	1,023	118	200
Landlord-tenant operations containing multiple units:								
27 All subunits including home farm.....number..	88,817	51,536	25,637	11,644	1,843	1,228	248	367
28 Land in all subunits including home farm.....acres..	5,900,748	3,154,763	1,950,989	794,996	122,703	82,660	19,796	20,247
29 Owned by operator of multiple unit.....acres..	5,164,011	2,698,301	1,747,819	717,891	120,265	80,773	19,796	19,696
30 Rented by operator of multiple unit.....acres..	736,737	456,462	203,170	77,105	2,438	1,887	551
31 Subunits not included in multiple units.....operators reporting..	6,916	4,356	2,560	166	60	106
32 number..	14,129	10,570	3,559	244	115	129
33 Share tenants.....number..	8,677	8,677	89	89
34 Other tenants, not croppers nor share tenants.....number..	5,452	1,893	3,559	155	26	129
35 Land in subunits not included in multiple units.....acres..	634,586	517,127	117,459	5,052	3,595	1,457

Item (For definitions and explanations, see text)	Area 2				Areas 3, B, and C			
	Total	Kind of tenant in landlord-tenant operation			Total	Kind of tenant in landlord-tenant operation		
		Croppers only	Croppers, share, and/or other tenants only	Croppers and tenants other than share tenants only		Croppers only	Croppers, share, and/or other tenants only	Croppers and tenants other than share tenants only
1 Multiple-unit operations.....number..	217	184	12	21	4,885	3,693	713	479
2 Subunits in multiple-unit operations.....total number..	469	395	30	44	12,566	9,213	2,132	1,221
3 Home farms.....number..	212	181	11	20	4,566	3,485	633	448
4 Cropper farms.....number..	257	214	19	24	8,000	5,728	1,499	773
5 Land in multiple-unit operations.....total acres..	40,445	29,633	5,018	5,794	830,710	561,829	187,221	81,660
6 Home farms.....acres..	34,568	24,846	4,371	5,351	567,043	395,070	122,193	49,780
7 Cropper farms.....acres..	5,877	4,787	647	443	263,667	166,759	65,028	31,880
8 Cropland harvested.....total acres..	7,819	6,401	565	853	198,211	143,233	35,912	19,066
9 Corn harvested for grain.....multiple units reporting..	200	169	11	20	4,665	3,549	673	443
10 subunits reporting..	329	280	22	27	9,525	7,123	1,541	861
11 acres..	2,667	2,121	223	323	62,166	44,682	10,682	6,802
12 bushels..	84,952	65,038	8,775	11,139	1,893,650	1,393,825	321,116	178,709
13 Cotton harvested.....multiple units reporting..	34	31	3	338
14 subunits reporting..	51	47	4	627	383	188	56
15 acres..	205	159	46	2,316	1,327	756	233
16 bales..	137	105	32	1,825	1,087	574	164
17 Tobacco harvested.....multiple units reporting..	94	81	6	7	4,732	3,589	687	456
18 subunits reporting..	134	117	9	8	10,114	7,532	1,672	910
19 acres..	353	303	27	23	45,412	33,593	7,863	3,956
20 pounds..	348,697	303,130	24,146	21,421	45,101,750	33,427,832	7,808,694	3,865,224
21 Peanuts harvested for picking or threshing.....multiple units reporting..	1	1
22 subunits reporting..	1	1
23 acres..	1	1
24 pounds..	900	900
25 Horses and mules.....multiple units reporting..	161	136	9	16	4,421	3,400	606	415
26 number..	324	259	22	43	13,855	10,038	2,519	1,298
Landlord-tenant operations containing multiple units:								
27 All subunits including home farm.....number..	520	395	52	73	14,578	9,213	3,553	1,812
28 Land in all subunits including home farm.....acres..	41,578	29,633	5,927	6,018	947,602	561,829	286,791	98,982
29 Owned by operator of multiple unit.....acres..	40,425	28,510	5,897	6,018	807,508	462,749	255,434	89,325
30 Rented by operator of multiple unit.....acres..	1,153	1,123	30	140,094	99,080	31,357	9,657
31 Subunits not included in multiple units.....operators reporting..	33	12	21	1,192	713	479
32 number..	51	22	29	2,012	1,421	591
33 Share tenants.....number..	38	13	1,308	1,308
34 Other tenants, not croppers nor share tenants.....number..	38	9	29	704	113	591
35 Land in subunits not included in multiple units.....acres..	1,133	909	224	116,892	99,570	17,322

Economic Area Table 6.—MULTIPLE-UNIT OPERATIONS, BY KIND OF TENANTS IN LANDLORD-TENANT OPERATION:
CENSUS OF 1950—Continued

[Data for units, land in units, and number of horses and mules relate to April 1, 1950; those for cropland harvested and crops harvested relate to 1949]

Item (For definitions and explanations, see text)	Area 4a				Area 4b			
	Total	Kind of tenant in landlord-tenant operation			Total	Kind of tenant in landlord-tenant operation		
		Croppers only	Croppers, share, and/or other tenants only	Croppers and tenants other than share tenants only		Croppers only	Croppers, share, and/or other tenants only	Croppers and tenants other than share tenants only
1 Multiple-unit operations.....number..	386	288	45	53	695	533	73	89
2 Subunits in multiple-unit operations.....total number..	922	647	143	132	1,618	1,233	186	199
3 Home farms.....number..	376	283	44	49	684	524	72	88
4 Cropper farms.....number..	546	364	99	83	934	709	114	111
5 Land in multiple-unit operations.....total acres..	96,461	51,156	24,893	20,412	133,073	94,681	20,475	17,917
6 Home farms.....acres..	83,016	42,122	22,578	18,316	106,825	76,402	16,243	14,180
7 Cropper farms.....acres..	13,445	9,034	2,315	2,096	26,248	18,279	4,232	3,737
8 Cropland harvested.....total acres..	22,089	13,310	5,895	2,884	49,782	37,277	7,100	5,405
9 Corn harvested for grain.....multiple units reporting..	362	270	43	49	599	465	62	72
10 subunits reporting.....	662	464	106	92	932	713	103	116
11 acres..	5,447	3,556	1,057	834	8,831	6,328	1,451	1,052
12 bushels..	163,503	108,018	29,664	25,821	238,671	183,963	26,642	28,066
13 Cotton harvested.....multiple units reporting..	133	85	27	21	271	183	48	61
14 subunits reporting.....	242	129	68	45	990	782	109	99
15 acres..	1,855	745	813	297	8,670	6,611	1,289	770
16 bales..	1,326	594	516	216	7,321	5,739	924	658
17 Tobacco harvested.....multiple units reporting..	281	209	36	36	75	57	6	12
18 subunits reporting.....	447	324	67	56	107	84	8	15
19 acres..	1,855	1,321	319	215	288	220	18	50
20 pounds..	1,692,066	1,195,715	298,063	198,288	270,544	200,344	21,100	49,100
21 Peanuts harvested for picking or threshing.....multiple units reporting..	4	3	1	1	4	3	1	1
22 subunits reporting.....	8	7	1	1	8	7	1	1
23 acres..	4	3	1	1	4	3	1	1
24 pounds..	2,940	2,540	400	290	2,940	2,540	400	290
25 Horses and mules.....multiple units reporting..	338	255	42	41	560	426	60	74
26 number..	956	641	184	131	1,484	1,080	198	206
Landlord-tenant operations containing multiple units:								
27 All subunits including home farm.....number..	1,089	647	240	202	1,854	1,233	308	313
28 Land in all subunits including home farm.....acres..	106,524	51,156	31,824	23,534	142,506	94,681	27,593	20,232
29 Owned by operator of multiple unit.....acres..	100,700	46,883	30,605	23,212	119,115	75,016	25,717	18,362
30 Rented by operator of multiple unit.....acres..	5,824	4,273	1,229	322	23,391	19,665	1,876	1,850
31 Subunits not included in multiple units.....operators reporting..	98	45	53	162	162	73	89	89
32 number..	167	77	70	236	236	122	114	114
33 Share tenants.....number..	77	97	70	103	103	103	103	103
34 Other tenants, not croppers nor share tenants.....number..	90	20	20	133	133	19	19	114
35 Land in subunits not included in multiple units.....acres..	10,063	6,941	3,122	9,433	9,433	7,118	2,315	2,315

Item (For definitions and explanations, see text)	Areas 5 and D				Areas 6 and E			
	Total	Kind of tenant in landlord-tenant operation			Total	Kind of tenant in landlord-tenant operation		
		Croppers only	Croppers, share, and/or other tenants only	Croppers and tenants other than share tenants only		Croppers only	Croppers, share, and/or other tenants only	Croppers and tenants other than share tenants only
1 Multiple-unit operations.....number..	2,227	1,761	375	191	3,497	2,252	907	338
2 Subunits in multiple-unit operations.....total number..	6,312	4,624	1,175	513	9,189	5,581	2,696	912
3 Home farms.....number..	2,203	1,675	347	181	3,236	2,083	834	319
4 Cropper farms.....number..	4,109	2,949	828	332	5,953	3,498	1,862	593
5 Land in multiple-unit operations.....total acres..	424,591	279,707	104,125	40,759	633,660	313,818	244,342	75,500
6 Home farms.....acres..	309,236	202,048	76,214	30,974	467,822	223,377	184,920	59,525
7 Cropper farms.....acres..	115,355	77,659	27,911	9,785	165,838	90,441	59,422	15,975
8 Cropland harvested.....total acres..	174,227	124,470	36,828	12,929	185,190	106,826	58,182	20,182
9 Corn harvested for grain.....multiple units reporting..	2,202	1,672	356	174	3,417	2,215	880	322
10 subunits reporting.....	4,707	3,485	858	364	7,424	4,632	2,107	685
11 acres..	37,699	27,124	7,572	3,003	59,992	35,532	18,114	6,346
12 bushels..	939,289	695,852	171,503	71,934	1,827,456	1,090,255	543,614	193,587
13 Cotton harvested.....multiple units reporting..	2,222	1,687	397	178	2,815	1,773	772	270
14 subunits reporting.....	5,034	3,730	917	387	5,484	3,266	1,675	543
15 acres..	73,231	53,054	14,751	5,426	37,369	21,072	12,484	3,813
16 bales..	48,886	35,774	9,509	3,603	20,648	11,895	6,600	2,153
17 Tobacco harvested.....multiple units reporting..	49	32	12	5	3,359	2,190	852	317
18 subunits reporting.....	61	39	15	7	6,844	4,289	1,926	629
19 acres..	156	99	33	24	28,650	18,030	8,114	2,506
20 pounds..	151,325	94,268	35,357	21,700	30,648,606	19,392,377	8,634,590	2,621,639
21 Peanuts harvested for picking or threshing.....multiple units reporting..	6	6	29	13	1	1
22 subunits reporting.....	8	8	46	23	22	1
23 acres..	7	7	216	89	121	6
24 pounds..	4,322	4,322	174,689	79,540	89,876	5,363
25 Horses and mules.....multiple units reporting..	1,902	1,443	303	156	3,128	2,046	799	283
26 number..	5,922	4,161	1,290	471	10,033	6,011	3,087	935
Landlord-tenant operations containing multiple units:								
27 All subunits including home farm.....number..	7,315	4,624	1,908	783	12,087	5,581	5,110	1,396
28 Land in all subunits including home farm.....acres..	465,312	279,707	135,905	49,700	739,154	313,818	339,113	86,223
29 Owned by operator of multiple unit.....acres..	406,242	240,998	119,764	45,480	661,696	270,126	313,948	77,622
30 Rented by operator of multiple unit.....acres..	59,070	38,709	16,141	4,220	77,458	43,692	25,165	8,601
31 Subunits not included in multiple units.....operators reporting..	566	375	191	1,245	907	338
32 number..	1,003	733	270	2,898	2,414	484
33 Share tenants.....number..	558	558	1,942	1,942
34 Other tenants, not croppers nor share tenants.....number..	445	175	270	956	472	484
35 Land in subunits not included in multiple units.....acres..	40,721	31,780	8,941	105,494	94,771	10,723

MULTIPLE-UNIT OPERATIONS

Economic Area Table 6.—MULTIPLE-UNIT OPERATIONS, BY KIND OF TENANTS IN LANDLORD-TENANT OPERATION: CENSUS OF 1950—Continued

[Data for units, land in units, and number of horses and mules relate to April 1, 1950; those for cropland harvested and crops harvested relate to 1949]

Item (For definitions and explanations, see text)	Area 7				Area 8			
	Total	Kind of tenant in landlord-tenant operation			Total	Kind of tenant in landlord-tenant operation		
		Croppers only	Croppers, share, and/or other tenants only	Croppers and tenants other than share tenants only		Croppers only	Croppers, share, and/or other tenants only	Croppers and tenants other than share tenants only
1 Multiple-unit operations.....number..	2,531	1,774	457	300	5,498	4,309	769	420
2 Subunits in multiple-unit operations.....total number..	8,654	5,586	2,040	1,028	20,839	15,069	3,607	2,163
3 Home farms.....number..	1,955	1,368	341	246	4,324	3,361	620	343
4 Cropper farms.....number..	6,699	4,218	1,699	782	16,515	11,708	2,987	1,820
5 Land in multiple-unit operations.....total acres..	777,260	425,969	242,137	109,154	1,171,532	786,738	237,994	146,800
6 Home farms.....acres..	464,239	230,600	157,007	76,632	615,922	416,863	124,951	74,108
7 Cropper farms.....acres..	313,021	195,369	85,130	32,522	555,610	369,875	113,043	72,692
8 Cropland harvested.....total acres..	252,329	158,348	63,615	30,366	505,375	357,019	87,351	61,005
9 Corn harvested for grain.....multiple units reporting..	2,498	1,755	447	296	5,445	4,275	754	416
10 subunits reporting.....	7,293	4,761	1,677	855	18,217	13,199	3,110	1,908
11 acres.....	82,433	53,801	18,697	9,935	224,617	159,386	39,673	25,558
12 bushels.....	2,820,692	1,841,084	669,214	310,394	7,004,411	5,056,992	1,162,302	785,117
13 Cotton harvested.....multiple units reporting..	2,056	1,389	418	249	4,482	3,531	623	328
14 subunits reporting.....	5,465	3,377	1,443	645	13,015	9,342	2,081	1,592
15 acres.....	44,199	26,437	12,650	5,112	77,299	54,463	13,199	9,637
16 bales.....	26,526	15,983	7,390	3,153	47,835	34,105	7,795	5,935
17 Tobacco harvested.....multiple units reporting..	1,839	1,388	260	191	5,444	4,280	750	414
18 subunits reporting.....	4,875	3,478	901	496	17,813	12,983	2,994	1,836
19 acres.....	17,557	12,638	3,132	1,787	92,791	67,096	16,091	9,604
20 pounds.....	20,985,834	15,293,856	3,646,368	2,045,610	115,296,375	84,767,050	18,871,173	11,658,382
21 Peanuts harvested for picking or threshing.....multiple units reporting..	2,440	1,718	440	282	4,269	3,195	96	84
22 subunits reporting.....	7,074	4,606	1,673	795	14,215	9,437	436	588
23 acres.....	74,801	46,312	20,037	8,452	28,649	20,428	2,647	5,574
24 pounds.....	79,347,726	48,999,897	21,339,709	9,008,160	25,071,465	18,628,118	2,211,699	4,231,648
25 Horses and mules.....multiple units reporting..	2,320	1,656	403	261	5,111	4,033	697	381
26 number.....	12,711	8,039	3,230	1,442	27,634	19,571	4,792	3,271
Landlord-tenant operations containing multiple units:								
27 All subunits including home farm.....number..	10,308	5,586	3,236	1,486	23,068	15,069	5,214	2,785
28 Land in all subunits including home farm.....acres..	885,661	425,969	325,836	133,856	1,282,329	786,738	318,454	177,137
29 Owned by operator of multiple unit.....acres..	730,145	356,320	257,771	116,054	1,115,832	664,049	291,345	160,438
30 Rented by operator of multiple unit.....acres..	155,516	69,649	68,065	17,802	166,497	122,689	27,109	16,699
31 Subunits not included in multiple units.....operators reporting..	757	457	300	1,189	769	420
32 number.....	1,654	1,196	458	2,229	1,607	622
33 Share tenants.....number..	874	874	1,467	1,467
34 Other tenants, not croppers nor share tenants.....number..	780	322	458	762	140	622
35 Land in subunits not included in multiple units.....acres..	108,401	83,699	24,702	110,797	80,460	30,337

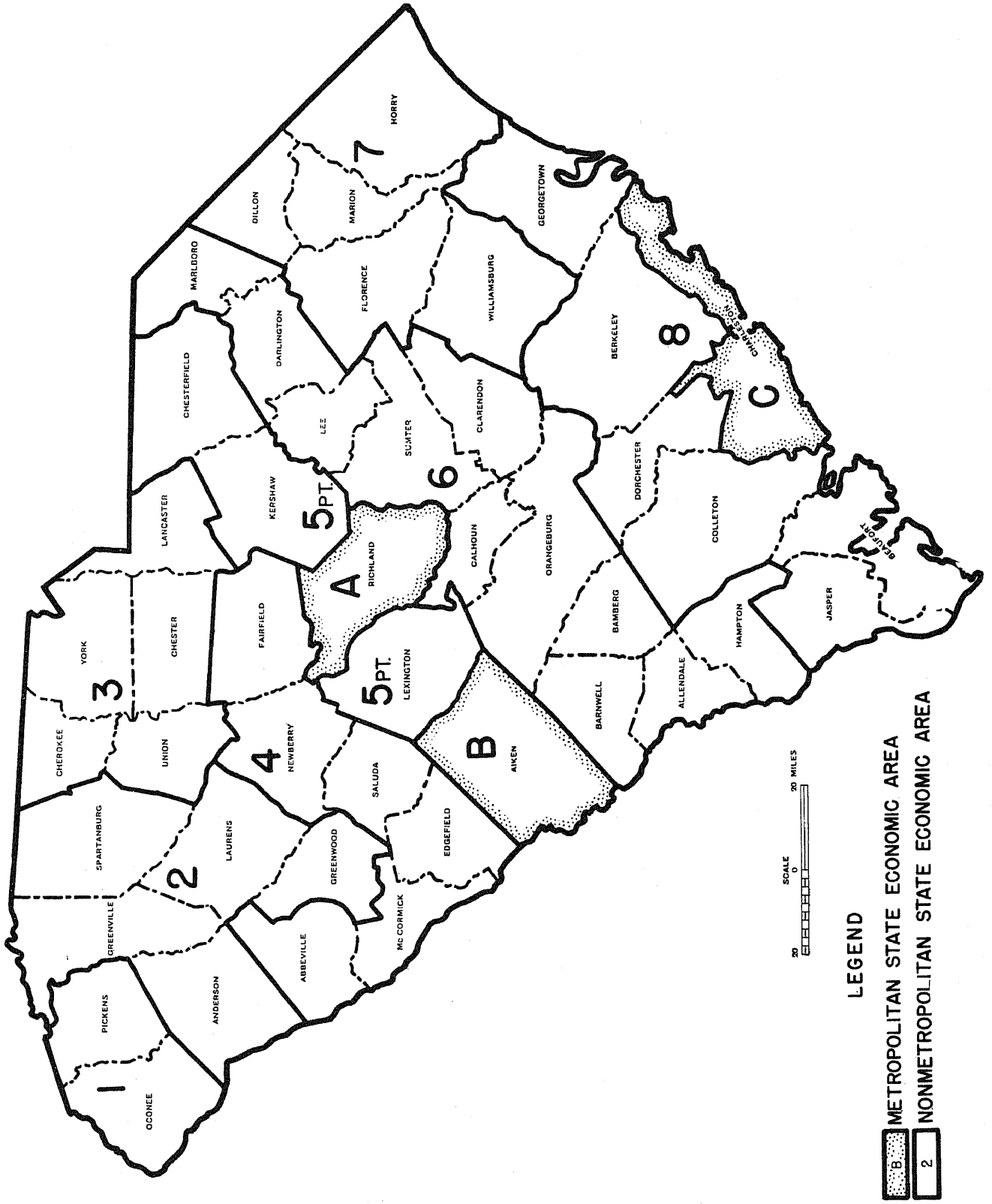
Item (For definitions and explanations, see text)	Area 9				Area 10			
	Total	Kind of tenant in landlord-tenant operation			Total	Kind of tenant in landlord-tenant operation		
		Croppers only	Croppers, share, and/or other tenants only	Croppers and tenants other than share tenants only		Croppers only	Croppers, share, and/or other tenants only	Croppers and tenants other than share tenants only
1 Multiple-unit operations.....number..	1,372	781	461	130	481	352	49	80
2 Subunits in multiple-unit operations.....total number..	4,059	2,181	1,468	410	1,283	897	140	246
3 Home farms.....number..	1,234	707	405	122	450	326	48	76
4 Cropper farms.....number..	2,825	1,474	1,063	288	833	571	92	170
5 Land in multiple-unit operations.....total acres..	370,687	146,270	177,171	47,246	109,964	60,533	26,521	22,910
6 Home farms.....acres..	292,753	106,897	146,302	39,554	85,170	44,123	23,172	17,875
7 Cropper farms.....acres..	77,934	39,373	30,869	7,692	24,794	16,410	3,349	5,035
8 Cropland harvested.....total acres..	124,870	59,981	51,663	13,226	38,641	25,466	6,313	6,866
9 Corn harvested for grain.....multiple units reporting..	1,332	762	445	125	458	339	45	74
10 subunits reporting.....	3,242	1,772	1,148	322	975	691	107	177
11 acres.....	34,558	17,918	13,054	3,586	15,015	10,162	2,095	2,758
12 bushels.....	864,253	450,986	335,910	77,357	417,871	287,275	56,519	74,077
13 Cotton harvested.....multiple units reporting..	1,203	671	423	109	174	118	25	31
14 subunits reporting.....	2,908	1,530	1,089	289	237	157	33	47
15 acres.....	41,141	20,471	15,753	4,917	1,169	721	170	278
16 bales.....	17,916	9,219	6,370	2,327	687	438	109	140
17 Tobacco harvested.....multiple units reporting..	1,138	674	368	96	323	247	24	52
18 subunits reporting.....	2,317	1,333	804	180	723	516	63	144
19 acres.....	8,124	4,691	2,733	700	4,045	2,870	325	850
20 pounds.....	9,668,378	5,621,536	3,310,721	736,121	4,577,288	3,248,347	381,828	947,113
21 Peanuts harvested for picking or threshing.....multiple units reporting..	51	26	21	4	93	62	12	19
22 subunits reporting.....	82	46	28	8	181	111	23	47
23 acres.....	296	163	107	26	793	480	108	205
24 pounds.....	250,040	121,660	102,480	25,900	812,380	532,688	81,957	197,735
25 Horses and mules.....multiple units reporting..	1,136	659	361	116	374	281	37	56
26 number.....	4,273	2,169	1,653	451	1,276	884	135	257
Landlord-tenant operations containing multiple units:								
27 All subunits including home farm.....number..	5,911	2,181	3,112	618	1,522	897	277	348
28 Land in all subunits including home farm.....acres..	442,463	146,270	243,008	53,185	120,759	60,533	34,513	25,713
29 Owned by operator of multiple unit.....acres..	385,236	120,663	221,330	43,243	106,867	52,095	31,920	22,832
30 Rented by operator of multiple unit.....acres..	57,227	25,607	21,678	9,942	13,892	8,438	2,593	2,881
31 Subunits not included in multiple units.....operators reporting..	591	461	130	129	49	80
32 number.....	1,852	1,644	208	239	137	102
33 Share tenants.....number..	1,368	1,368	81	81
34 Other tenants, not croppers nor share tenants.....number..	484	276	208	158	56	102
35 Land in subunits not included in multiple units.....acres..	71,776	65,837	5,939	10,795	7,992	2,803

Economic Area Table 6.—MULTIPLE-UNIT OPERATIONS, BY KIND OF TENANTS IN LANDLORD-TENANT OPERATION:
CENSUS OF 1950—Continued

[Data for units, land in units, and number of horses and mules relate to April 1, 1950; those for cropland harvested and crops harvested relate to 1949]

Item (For definitions and explanations, see text)		Area 11			
		Total	Kind of tenant in landlord-tenant operation		
			Croppers only	Croppers, share, and/or other tenants only	Croppers and tenants other than share tenants only
1	Multiple-unit operations.....number..	2,647	1,859	435	353
2	Subunits in multiple-unit operations.....total number..	7,178	4,882	1,317	979
3	Home farms.....number..	2,448	1,707	406	335
4	Cropper farms.....number..	4,730	3,175	911	644
5	Land in multiple-unit operations.....total acres..	560,128	321,769	147,764	90,595
6	Home farms.....acres..	448,702	248,027	124,479	76,196
7	Cropper farms.....acres..	111,426	73,742	23,285	14,399
8	Cropland harvested.....total acres..	150,155	100,232	29,344	20,579
9	Corn harvested for grain.....multiple units reporting..	2,602	1,826	426	350
10	Subunits reporting.....	5,893	4,066	1,055	772
11	acres..	75,542	50,955	14,695	9,892
12	bushels..	1,823,118	1,250,232	325,569	247,317
13	Cotton harvested.....multiple units reporting..	722	462	172	88
14	Subunits reporting.....	1,166	745	289	132
15	acres..	6,808	4,170	1,773	865
16	bales..	2,645	1,752	610	283
17	Tobacco harvested.....multiple units reporting..	2,563	1,818	413	332
18	Subunits reporting.....	5,475	3,823	964	688
19	acres..	23,845	16,472	4,184	3,189
20	pounds..	26,182,813	18,181,068	4,547,304	3,454,441
21	Peanuts harvested for picking or threshing.....multiple units reporting..	278	181	65	32
22	Subunits reporting.....	459	293	109	57
23	acres..	1,844	1,103	487	254
24	pounds..	1,464,879	861,789	386,533	216,557
25	Horses and mules.....multiple units reporting..	2,393	1,709	376	308
26	number..	7,073	4,788	1,310	975
Landlord-tenant operations containing multiple units:					
27	All subunits including home farm.....number..	8,722	4,882	2,379	1,461
28	Land in all subunits including home farm.....acres..	604,157	321,769	182,219	100,169
29	Owned by operator of multiple unit.....acres..	569,980	300,119	174,292	95,569
30	Rented by operator of multiple unit.....acres..	34,177	21,650	7,927	4,600
31	Subunits not included in multiple units.....operators reporting..	788	435	353
32	number..	1,544	1,062	482
33	Share tenants.....number..	797	797
34	Other tenants, not croppers nor share tenants.....number..	747	265	482
35	Land in subunits not included in multiple units.....acres..	44,029	34,455	9,574

SOUTH CAROLINA State Economic Areas



MULTIPLE-UNIT OPERATIONS

County Table 1.—MULTIPLE-UNIT OPERATIONS:

[Data for farm units, land in farms, and number of horses and mules relate to

Table with columns for Item (For definitions and explanations, see text), The State, Abbeville, Aiken, Allendale, Anderson, Bamberg, Barnwell, Beaufort, Berkeley, Greenville, Greenwood, Hampton, Horry, Jasper, Kershaw, Lancaster, Laurens, Lee, Lexington. Rows include categories like All farms, Land in farms, Cropland harvested, Corn harvested for grain, Cotton harvested, Tobacco harvested, Peanuts harvested for picking or threshing, Horses and mules, Multiple-unit operations, and Farms not in multiple units.

1Reported in small fractions.

MULTIPLE-UNIT OPERATIONS

Economic Area Table 1.— MULTIPLE-UNIT OPERATIONS,

[Data for units, land in units, and number of horses and mules relate to April 1, 1950;

Item (For definitions and explanations, see text)		The State								
		Total	Size of unit							
			Under 30 acres	30 to 49 acres	50 to 69 acres	70 to 99 acres	100 to 139 acres	140 to 179 acres	180 to 219 acres	220 to 259 acres
1	Multiple-unit operations.....number..	13,739	296	856	1,258	1,819	2,139	1,459	1,141	815
2	Subunits in multiple-unit operations.....total number..	41,361	597	1,805	2,716	4,171	5,150	3,856	3,279	2,474
3	Home farms.....number..	12,799	219	716	1,117	1,666	1,995	1,377	1,075	776
4	Cropper farms.....number..	28,562	378	1,089	1,599	2,505	3,155	2,479	2,204	1,698
5	Land in multiple-unit operations.....total acres..	3,803,830	6,389	34,612	74,125	152,751	250,228	230,086	226,105	193,871
6	Home farms.....acres..	2,999,075	2,571	17,168	42,853	98,065	170,329	162,189	163,149	143,588
7	Cropper farms.....acres..	804,755	3,818	17,444	31,272	54,686	79,899	67,897	62,956	50,283
8	Cropland harvested.....total acres..	1,389,242	4,538	23,110	45,817	82,931	125,569	105,202	97,950	81,283
9	Corn harvested for grain.....multiple units reporting..	13,195	243	796	1,208	1,737	2,080	1,408	1,110	798
10	subunits reporting..	32,400	353	1,302	2,106	3,273	4,171	3,041	2,638	2,007
11	acres..	397,082	1,714	8,431	16,648	28,316	41,508	32,687	29,867	24,481
12	bushels..	7,708,310	34,579	183,325	348,016	581,090	821,299	626,771	566,684	465,183
13	Cotton harvested.....multiple units reporting..	12,531	197	706	1,084	1,622	1,968	1,333	1,058	761
14	subunits reporting..	30,922	283	1,084	1,797	2,855	3,706	2,787	2,407	1,879
15	acres..	454,819	1,567	7,783	14,995	28,002	41,364	35,106	31,649	25,717
16	bales..	224,870	811	3,799	7,107	13,869	19,966	16,845	15,304	12,594
17	Tobacco harvested.....multiple units reporting..	5,268	123	439	619	852	863	541	385	283
18	subunits reporting..	12,110	180	725	1,090	1,587	1,742	1,234	963	746
19	acres..	38,324	445	2,165	3,056	4,668	5,359	3,843	3,050	2,375
20	pounds..	46,451,002	525,457	2,445,540	3,804,352	5,880,213	6,574,355	4,831,137	3,825,877	2,940,421
21	Peanuts harvested for picking or threshing.....multiple units reporting..	369	1	9	18	46	38	40	34	20
22	subunits reporting..	582	1	11	23	62	41	60	59	31
23	acres..	4,686	1	16	58	168	200	182	394	130
24	pounds..	3,275,854	300	12,530	45,475	124,723	97,417	234,567	250,415	74,115
25	Horses and mules.....multiple units reporting..	12,346	191	680	1,105	1,651	1,962	1,328	1,044	748
26	number..	44,812	286	1,280	2,359	3,918	5,282	4,052	3,489	2,722
Landlord-tenant operations containing multiple units:										
27	All subunits including home farm.....number..	51,007	731	2,011	3,041	4,772	5,909	4,495	3,862	2,969
28	Land in all subunits including home farm.....acres..	4,192,432	12,487	44,204	86,437	174,723	284,708	254,986	251,157	212,522
29	Owned by operator of multiple unit.....acres..	3,275,405	11,915	38,102	78,228	157,641	251,662	219,852	216,912	180,148
30	Rented by operator of multiple unit.....acres..	630,027	572	6,102	8,209	17,082	33,046	35,134	34,245	32,374
31	Subunits not included in multiple units. operators reporting..	4,262	71	144	221	395	477	391	363	282
32	number..	9,646	134	206	325	601	759	639	583	495
33	Share tenants.....number..	5,661	65	111	170	323	468	388	369	306
34	Other tenants, not croppers nor share tenants.....number..	3,985	69	95	155	278	291	251	214	189
35	Land in subunits not included in multiple units.....acres..	388,602	6,098	9,592	12,312	21,972	34,480	24,900	25,052	18,651

Item (For definitions and explanations, see text)		Area 2								
		Total	Size of unit							
			Under 30 acres	30 to 49 acres	50 to 69 acres	70 to 99 acres	100 to 139 acres	140 to 179 acres	180 to 219 acres	220 to 259 acres
1	Multiple-unit operations.....number..	2,363	64	165	259	347	380	258	206	117
2	Subunits in multiple-unit operations.....total number..	6,884	130	336	544	768	888	670	584	344
3	Home farms.....number..	2,230	54	155	239	332	363	236	185	110
4	Cropper farms.....number..	4,654	76	181	305	436	525	434	399	234
5	Land in multiple-unit operations.....total acres..	549,878	1,442	6,645	15,185	28,979	44,791	40,701	40,832	27,725
6	Home farms.....acres..	412,623	628	3,627	8,722	18,957	30,260	27,684	27,161	19,849
7	Cropper farms.....acres..	137,255	814	3,018	6,463	10,022	14,531	13,017	13,671	7,876
8	Cropland harvested.....total acres..	228,874	934	4,207	9,420	15,824	23,499	19,615	18,895	12,079
9	Corn harvested for grain.....multiple units reporting..	2,196	48	148	245	321	359	241	199	109
10	subunits reporting..	4,833	62	221	372	532	646	493	424	247
11	acres..	42,139	270	1,186	2,457	3,738	5,124	3,932	3,585	2,307
12	bushels..	812,351	4,791	23,450	51,233	71,789	94,536	73,764	66,597	44,487
13	Cotton harvested.....multiple units reporting..	2,186	41	143	230	314	359	242	197	110
14	subunits reporting..	5,085	56	192	358	537	658	487	441	262
15	acres..	74,688	380	1,733	3,652	5,956	8,783	6,760	6,585	3,740
16	bales..	35,923	204	839	1,732	2,758	3,914	2,996	2,983	1,752
17	Tobacco harvested.....multiple units reporting..	6	1
18	subunits reporting..	6	1
19	acres..	2	(1)
20	pounds..	2,561	386
21	Peanuts harvested for picking or threshing.....multiple units reporting..	11
22	subunits reporting..	17
23	acres..	25
24	pounds..	19,167
25	Horses and mules.....multiple units reporting..	2,117	38	139	227	318	343	1,376	430	15,000
26	number..	7,561	53	241	461	708	908	711	628	384
Landlord-tenant operations containing multiple units:										
27	All subunits including home farm.....number..	7,866	142	350	594	832	994	770	669	405
28	Land in all subunits including home farm.....acres..	595,183	2,014	7,099	17,412	31,020	48,590	45,421	45,082	30,393
29	Owned by operator of multiple unit.....acres..	520,049	1,814	6,604	15,929	28,229	42,861	39,794	38,327	26,726
30	Rented by operator of multiple unit.....acres..	75,134	200	495	1,483	2,791	5,729	5,627	6,755	3,667
31	Subunits not included in multiple units. operators reporting..	547	9	14	41	45	73	57	54	33
32	number..	982	12	14	50	64	106	100	85	61
33	Share tenants.....number..	629	8	6	20	37	67	68	60	47
34	Other tenants, not croppers nor share tenants.....number..	353	4	8	30	27	39	32	25	14
35	Land in subunits not included in multiple units.....acres..	45,305	572	454	2,227	2,041	3,799	4,720	4,250	2,668

¹Reported in small fractions.

MULTIPLE-UNIT OPERATIONS

Economic Area Table 1.— MULTIPLE-UNIT OPERATIONS,

[Data for units, land in units, and number of horses and mules relate to April 1, 1950;

Item (For definitions and explanations, see text)		Area 4								
		Total	Size of unit							
			Under 30 acres	30 to 49 acres	50 to 69 acres	70 to 99 acres	100 to 139 acres	140 to 179 acres	180 to 219 acres	220 to 259 acres
1	Multiple-unit operations.....number..	1,216	17	45	52	113	173	122	126	109
2	Subunits in multiple-unit operations.....total number..	3,600	36	96	107	247	387	291	338	304
3	Home farms.....number..	1,173	10	37	49	104	168	121	124	106
4	Cropper farms.....number..	2,427	26	59	58	143	219	170	214	198
5	Land in multiple-unit operations.....total acres..	437,208	362	1,823	3,071	9,428	20,361	19,092	24,871	25,916
6	Home farms.....acres..	376,775	121	915	1,950	6,420	15,672	15,429	20,147	20,809
7	Cropper farms.....acres..	60,433	241	908	1,121	3,008	4,689	3,663	4,724	5,107
8	Cropland harvested.....total acres..	127,210	263	1,176	1,819	4,644	9,471	8,155	10,190	10,371
9	Corn harvested for grain.....multiple units reporting..	1,180	13	40	48	108	172	119	125	106
10	subunits reporting..	2,866	23	64	74	186	323	237	267	240
11	acres..	32,799	91	430	551	1,621	2,891	2,244	2,647	2,551
12	bushels..	569,572	1,591	7,789	8,830	27,127	48,756	40,181	49,465	44,946
13	Cotton harvested.....multiple units reporting..	1,163	13	38	45	105	168	119	119	103
14	subunits reporting..	2,898	22	60	66	166	293	232	256	231
15	acres..	34,962	132	444	690	1,504	2,802	2,501	2,831	2,846
16	bales..	22,613	84	305	406	928	1,696	1,486	1,833	1,894
17	Tobacco harvested.....multiple units reporting..	1								1
18	subunits reporting..	1								1
19	acres..	(1)								(1)
20	pounds..	118								118
21	Peanuts harvested for picking or threshing.....multiple units reporting..	22			1	2	4	2		1
22	subunits reporting..	25			1	2	4	2		1
23	acres..	19			1	2	5	1		1
24	pounds..	9,330			375	500	1,520	568		640
25	Horses and mules.....multiple units reporting..	1,089	6	31	43	95	161	113	119	101
26	number..	3,764	7	47	90	195	372	275	331	307
Landlord-tenant operations containing multiple units:										
27	All subunits including home farm.....number..	4,418	45	106	114	276	423	324	378	339
28	Land in all subunits including home farm.....acres..	472,163	1,278	2,387	3,468	10,198	23,005	20,671	29,122	27,186
29	Owned by operator of multiple unit.....acres..	404,475	1,278	2,091	3,246	9,437	20,735	18,565	25,204	22,949
30	Rented by operator of multiple unit.....acres..	67,688		296	222	741	2,270	2,106	3,918	4,237
31	Subunits not included in multiple units..operators reporting..	346	5	7	6	20	26	25	28	25
32	number..	818	9	10	7	29	36	33	40	35
33	Share tenants.....number..	441	8	4	6	11	22	18	19	19
34	Other tenants, not croppers nor share tenants....number..	377	1	6	1	18	14	15	21	16
35	Land in subunits not included in multiple units.....acres..	34,955	916	564	397	770	2,644	1,579	4,251	1,270

Item (For definitions and explanations, see text)		Area 6								
		Total	Size of unit							
			Under 30 acres	30 to 49 acres	50 to 69 acres	70 to 99 acres	100 to 139 acres	140 to 179 acres	180 to 219 acres	220 to 259 acres
1	Multiple-unit operations.....number..	3,365	44	144	246	402	501	340	285	212
2	Subunits in multiple-unit operations.....total number..	11,249	88	304	540	944	1,277	965	835	670
3	Home farms.....number..	3,103	30	104	203	346	457	319	270	207
4	Cropper farms.....number..	8,146	58	200	337	598	820	646	565	463
5	Land in multiple-unit operations.....total acres..	1,083,341	847	5,842	14,661	33,914	59,084	53,696	56,484	50,604
6	Home farms.....acres..	848,913	322	2,429	7,635	19,738	37,823	35,637	40,018	37,046
7	Cropper farms.....acres..	234,428	525	3,413	7,026	14,176	21,261	18,059	16,466	13,558
8	Cropland harvested.....total acres..	485,391	679	4,482	10,626	21,833	35,803	30,903	29,389	26,071
9	Corn harvested for grain.....multiple units reporting..	3,228	30	132	234	374	481	329	278	211
10	subunits reporting..	8,858	43	221	424	742	1,024	765	683	547
11	acres..	142,163	177	1,481	3,608	7,294	12,220	9,994	9,701	8,765
12	bushels..	2,728,926	3,402	27,178	70,336	140,076	233,626	187,118	172,574	161,665
13	Cotton harvested.....multiple units reporting..	3,286	36	138	240	386	492	333	277	206
14	subunits reporting..	9,388	54	236	429	742	1,032	786	652	543
15	acres..	182,085	358	1,984	4,240	8,879	13,555	12,163	10,832	9,398
16	bales..	88,034	209	970	2,153	4,490	6,695	5,835	5,228	4,728
17	Tobacco harvested.....multiple units reporting..	1,509	14	82	142	226	246	155	128	86
18	subunits reporting..	3,434	18	133	237	391	487	340	286	211
19	acres..	9,238	31	308	567	947	1,240	842	802	574
20	pounds..	10,848,637	41,260	356,349	667,808	1,141,454	1,465,603	1,036,656	925,900	679,326
21	Peanuts harvested for picking or threshing.....multiple units reporting..	144			4	11	14	15	9	7
22	subunits reporting..	253			4	15	16	23	15	9
23	acres..	2,973			22	79	79	108	80	62
24	pounds..	2,248,437			14,000	60,125	52,267	108,031	40,990	36,200
25	Horses and mules.....multiple units reporting..	2,998	26	95	208	352	456	315	261	191
26	number..	12,709	44	206	465	879	1,320	1,046	882	751
Landlord-tenant operations containing multiple units:										
27	All subunits including home farm.....number..	14,094	112	344	609	1,066	1,446	1,092	994	794
28	Land in all subunits including home farm.....acres..	1,191,540	2,549	8,367	16,845	37,861	65,841	58,033	62,155	54,516
29	Owned by operator of multiple unit.....acres..	950,156	2,423	7,227	14,107	32,150	55,112	46,496	50,533	43,387
30	Rented by operator of multiple unit.....acres..	241,384	126	1,140	2,738	5,711	10,729	11,537	11,622	11,159
31	Subunits not included in multiple units..operators reporting..	1,153	13	24	39	88	118	87	106	72
32	number..	2,845	24	40	69	122	169	127	159	124
33	Share tenants.....number..	1,606	10	19	33	60	94	66	103	63
34	Other tenants, not croppers nor share tenants....number..	1,239	14	21	36	62	75	61	56	61
35	Land in subunits not included in multiple units.....acres..	108,199	1,702	2,525	2,184	3,947	6,757	4,337	5,671	3,912

¹ Reported in small fractions.

MULTIPLE-UNIT OPERATIONS

Economic Area Table 1.—MULTIPLE-UNIT OPERATIONS, BY SIZE OF UNIT: CENSUS OF 1950—Continued

[Data for units, land in units, and number of horses and mules relate to April 1, 1950; those for cropland harvested and crops harvested relate to 1949]

Item (For definitions and explanations, see text)	Areas B and C					
	Total	Size of unit				
		Under 30 acres	30 to 49 acres	50 to 69 acres	70 to 99 acres	100 to 139 acres
1 Multiple-unit operations.....number..	343	14	24	30	29	50
2 Subunits in multiple-unit operations.....total number..	896	29	50	62	68	114
3 Home farms.....number..	330	11	22	26	29	48
4 Cropper farms.....number..	566	18	28	36	39	66
5 Land in multiple-unit operations.....total acres..	122,395	250	953	1,748	2,407	5,950
6 Home farms.....acres..	107,645	109	515	1,103	1,650	4,400
7 Cropper farms.....acres..	14,750	141	438	645	757	1,550
8 Cropland harvested.....total acres..	25,137	193	581	1,015	1,143	2,247
9 Corn harvested for grain.....multiple units reporting..	328	12	23	30	28	48
10 subunits reporting..	691	18	38	48	50	90
11 acres..	12,676	84	297	616	525	1,210
12 bushels..	277,611	1,927	6,370	14,428	13,565	25,150
13 Cotton harvested.....multiple units reporting..	261	8	17	22	24	34
14 subunits reporting..	489	11	26	30	39	48
15 acres..	5,864	71	161	258	332	502
16 bales..	1,471	33	38	51	95	145
17 Tobacco harvested....multiple units reporting..	161	3	9	15	16	20
18 subunits reporting..	278	3	13	19	25	34
19 acres..	779	3	32	46	70	96
20 pounds..	838,922	3,400	30,950	43,715	78,751	98,677
21 Peanuts harvested for picking or threshing.....multiple units reporting..	4	1
22 subunits reporting..	4	1
23 acres..	5	1
24 pounds..	3,310	300
25 Horses and mules.....multiple units reporting..	295	7	17	21	26	42
26 number..	905	12	25	42	56	106
Landlord-tenant operations containing multiple units:						
27 All subunits including home farm.....number..	1,250	33	62	69	75	140
28 Land in all subunits including home farm.....acres..	131,650	307	1,177	1,836	2,488	8,230
29 Owned by operator of multiple unit.....acres..	119,946	287	938	1,638	2,143	7,752
30 Rented by operator of multiple unit.....acres..	11,704	20	239	198	345	478
31 Subunits not included in multiple units.....operators reporting..	135	3	8	5	6	16
32 number..	354	4	12	7	7	26
33 Share tenants.....number..	114	1	1	1	7
34 Other tenants, not croppers nor share tenants.....number..	240	4	11	6	6	19
35 Land in subunits not included in multiple units.....acres..	9,255	57	224	88	81	2,280

Economic Area Table 1.—MULTIPLE-UNIT OPERATIONS, BY SIZE OF UNIT: CENSUS OF 1950—Continued

[Data for units, land in units, and number of horses and mules relate to April 1, 1950; those for cropland harvested and crops harvested relate to 1949]

Item (For definitions and explanations, see text)	Areas 8 and C—Continued					
	Size of unit—Continued					
	140 to 179 acres	180 to 219 acres	220 to 259 acres	260 to 499 acres	500 to 999 acres	1,000 acres and over
1 Multiple-unit operations..... number..	31	35	18	56	35	21
2 Subunits in multiple-unit operations..... total number..	73	82	41	145	122	110
3 Home farms..... number..	30	35	18	55	35	21
4 Cropper farms..... number..	43	47	23	90	87	89
5 Land in multiple-unit operations..... total acres..	4,897	6,857	4,275	20,051	23,389	51,618
6 Home farms..... acres..	3,800	5,924	3,710	17,683	21,564	47,187
7 Cropper farms..... acres..	1,097	933	565	2,368	1,825	4,431
8 Cropland harvested..... total acres..	1,909	2,371	1,108	4,588	5,095	4,887
9 Corn harvested for grain..... multiple units reporting..	31	34	16	54	32	20
10 subunits reporting..	59	69	31	114	88	86
11 acres..	1,014	1,356	463	2,330	2,274	2,507
12 bushels..	20,965	31,223	10,090	47,861	57,422	48,610
13 Cotton harvested..... multiple units reporting..	25	27	15	45	29	15
14 subunits reporting..	40	46	27	93	71	58
15 acres..	431	506	308	979	1,075	1,241
16 bales..	123	127	75	297	267	220
17 Tobacco harvested..... multiple units reporting..	18	16	11	26	19	8
18 subunits reporting..	26	25	17	52	41	23
19 acres..	69	70	52	162	108	71
20 pounds..	73,970	72,744	67,835	175,561	119,761	73,558
21 Peanuts harvested picking or threshing..... multiple units reporting..	1	1	2	2	2	2
22 subunits reporting..	1	1	2	3	3	3
23 acres..	1	1	2	3	3	3
24 pounds..	900	900	2,110	2,110	2,110	2,110
25 Horses and mules..... multiple units reporting..	29	32	16	53	33	19
26 number..	72	88	38	156	151	159
Landlord-tenant operations containing multiple units:						
27 All subunits including home farm..... number..	86	108	57	212	218	190
28 Land in all subunits including home farm..... acres..	5,165	7,400	4,543	21,873	25,110	53,521
29 Owned by operator of multiple unit..... acres..	4,451	6,991	4,180	20,214	21,185	50,167
30 Rented by operator of multiple unit..... acres..	714	409	363	1,659	3,925	3,354
31 Subunits not included in multiple units..... operators reporting..	6	16	8	28	22	17
32 number..	13	26	16	67	96	80
33 Share tenants..... number..	7	6	6	28	29	28
34 Other tenants, not croppers nor share tenants..... number..	6	20	10	39	67	52
35 Land in subunits not included in multiple units..... acres..	268	543	268	1,822	1,721	1,903

MULTIPLE-UNIT OPERATIONS

Economic Area Table 2.—MULTIPLE-UNIT OPERATIONS, BY COLOR

[Data for units, land in units, and number of horses and mules relate to April 1, 1950;

Table for The State, showing multiple-unit operations by color and tenure of operator. Columns include Item, All operators (Total, White, Non-white), Full owners (Total, White, Non-white), Part owners (Total, White, Non-white), and Managers (Total, White, Non-white). Rows list various agricultural activities like land in multiple-unit operations, crops harvested, and landlord-tenant operations.

Table for Area 2, showing multiple-unit operations by color and tenure of operator. Columns include Item, All operators (Total, White, Non-white), Full owners (Total, White, Non-white), Part owners (Total, White, Non-white), and Managers (Total, White, Non-white). Rows list various agricultural activities similar to the State table.

1 Reported in small fractions.

AND TENURE OF OPERATOR: CENSUS OF 1950—Continued

those for cropland harvested and crops harvested relate to 1949]

Table with multiple sections: Area 4-Continued (Tenants, All operators, Full owners, Part owners, Managers, Tenants), Area 6-Continued (Tenants, All operators, Full owners, Part owners, Managers, Tenants), and Area 7 (Tenants, All operators, Full owners, Part owners, Managers, Tenants). Includes sub-headers for 'Color and tenure of operator' and 'Color and tenure of operator'.

MULTIPLE-UNIT OPERATIONS

Economic Area Table 2.—MULTIPLE-UNIT OPERATIONS, BY COLOR AND TENURE OF OPERATOR: CENSUS OF 1950—Continued

[Data for units, land in units, and number of horses and mules relate to April 1, 1950; those for cropland harvested and crops harvested relate to 1949]

Item (For definitions and explanations, see text)	Areas 8 and C					
	All operators			Color and tenure of operator		
	Total	White	Nonwhite	Total	White	Nonwhite
1 Multiple-unit operations.....number..	343	307	36	229	206	23
2 Subunits in multiple-unit operations..total number..	896	815	81	551	499	52
3 Home farms.....number..	330	296	34	216	195	21
4 Cropper farms.....number..	566	519	47	335	304	31
5 Land in multiple-unit operations.....total acres..	122,395	117,944	4,451	65,806	63,692	2,114
6 Home farms.....acres..	107,645	103,826	3,819	57,720	55,968	1,752
7 Cropper farms.....acres..	14,750	14,118	632	8,086	7,724	362
8 Cropland harvested.....total acres..	25,137	23,871	1,266	13,651	13,009	642
9 Corn harvested for grain..multiple units reporting..	328	295	33	221	201	20
10 subunits reporting..	691	625	66	433	391	42
11 acres..	12,676	12,161	515	7,136	6,864	272
12 bushels..	277,611	266,153	11,458	157,846	152,278	5,568
13 Cotton harvested.....multiple units reporting..	261	234	27	164	150	14
14 subunits reporting..	489	439	50	272	248	24
15 acres..	5,864	5,515	349	2,800	2,655	145
16 bales..	1,471	1,348	123	742	693	49
17 Tobacco harvested.....multiple units reporting..	161	146	15	112	104	8
18 subunits reporting..	278	256	22	186	175	11
19 acres..	779	736	43	528	502	26
20 pounds..	838,922	799,757	39,165	557,772	534,407	23,365
21 Peanuts harvested for picking or threshing....multiple units reporting..	4	2	2	2	1	1
22 subunits reporting..	4	2	2	2	1	1
23 acres..	5	2	3	2	1	1
24 pounds..	3,310	1,610	1,700	1,010	710	300
25 Horses and mules.....multiple units reporting..	295	270	25	192	177	15
26 number..	905	840	65	498	464	34
Landlord-tenant operations containing multiple units:						
27 All subunits including home farm.....number..	1,250	1,143	107	750	679	71
28 Land in all subunits including home farm..acres..	131,650	125,388	6,262	71,822	67,995	3,827
29 Owned by operator of multiple unit..acres..	119,946	114,187	5,759	71,822	67,995	3,827
30 Rented by operator of multiple unit.....acres..	11,704	11,201	503
31 Subunits not included in multiple units.....operators reporting..	135	122	13	83	74	9
32 number..	354	328	26	199	180	19
33 Share tenants.....number..	114	107	7	70	64	6
34 Other tenants, not croppers nor share tenants.....number..	240	221	19	129	116	13
35 Land in subunits not included in multiple units.....acres..	9,255	7,444	1,811	6,016	4,303	1,713

Item (For definitions and explanations, see text)	Areas 8 and C—Continued								
	Color and tenure of operator—Continued								
	Part owners			Managers			Tenants		
Total	White	Nonwhite	Total	White	Nonwhite	Total	White	Nonwhite	
1 Multiple-unit operations.....number..	94	86	8	5	4	1	15	11	4
2 Subunits in multiple-unit operations..total number..	298	281	17	16	12	4	31	23	8
3 Home farms.....number..	94	86	8	5	4	1	15	11	4
4 Cropper farms.....number..	204	195	9	11	8	3	16	12	4
5 Land in multiple-unit operations.....total acres..	47,097	45,635	1,462	4,829	4,209	620	4,663	4,408	255
6 Home farms.....acres..	42,686	41,371	1,315	2,866	2,328	538	4,373	4,159	214
7 Cropper farms.....acres..	4,411	4,264	147	1,963	1,881	82	290	249	41
8 Cropland harvested.....total acres..	9,917	9,503	414	538	439	99	1,031	920	111
9 Corn harvested for grain..multiple units reporting..	88	80	8	4	3	1	15	11	4
10 subunits reporting..	222	209	13	11	7	4	25	18	7
11 acres..	4,777	4,633	144	305	260	45	458	404	54
12 bushels..	102,658	100,008	2,650	7,402	5,562	1,840	9,705	8,305	1,400
13 Cotton harvested.....multiple units reporting..	82	74	8	2	1	1	13	9	4
14 subunits reporting..	189	174	15	8	4	4	20	13	7
15 acres..	2,843	2,723	120	69	49	20	152	117	35
16 bales..	649	612	37	33	11	22	47	32	15
17 Tobacco harvested.....multiple units reporting..	38	34	4	3	2	1	8	6	2
18 subunits reporting..	71	66	5	9	6	3	12	9	3
19 acres..	196	187	9	19	16	3	36	31	5
20 pounds..	219,488	211,188	8,300	21,762	19,262	2,500	39,900	34,900	5,000
21 Peanuts harvested for picking or threshing....multiple units reporting..	2	1	1
22 subunits reporting..	2	1	1
23 acres..	3	1	2
24 pounds..	2,300	900	1,400
25 Horses and mules.....multiple units reporting..	86	79	7	5	4	1	12	10	2
26 number..	359	338	21	18	13	5	30	25	5
Landlord-tenant operations containing multiple units:									
27 All subunits including home farm.....number..	416	397	19	24	16	8	60	51	9
28 Land in all subunits including home farm..acres..	49,982	48,511	1,471	4,939	4,239	700	4,907	4,643	264
29 Owned by operator of multiple unit..acres..	43,185	41,953	1,232	4,939	4,239	700
30 Rented by operator of multiple unit.....acres..	6,797	6,558	239	4,907	4,643	264
31 Subunits not included in multiple units.....operators reporting..	42	40	2	3	2	1	7	6	1
32 number..	118	116	2	8	4	4	29	28	1
33 Share tenants.....number..	43	43	1	1
34 Other tenants, not croppers nor share tenants.....number..	75	73	2	7	4	3	29	28	1
35 Land in subunits not included in multiple units.....acres..	2,885	2,876	9	110	30	80	244	235	9

Economic Area Table 3.—MULTIPLE-UNIT OPERATIONS, BY TYPE OF FARM: CENSUS OF 1950

[Data for units, land in units, and number of horses and mules relate to April 1, 1950; those for cropland harvested and crops harvested relate to 1949]

Item (For definitions and explanations, see text)	The State								
	Total	Type of farm							Miscel- laneous
		Cotton	Tobacco	Peanut	Cotton and tobacco	Cotton and peanut	Tobacco and peanut	Cotton, tobacco, and peanut	
1 Multiple-unit operations.....number..	13,739	7,592	1,221	2	3,909	158	2	32	823
2 Subunits in multiple-unit operations.....total number..	41,361	23,299	3,131	4	12,440	471	6	100	1,910
3 Home farms.....number..	12,799	7,089	1,143	2	3,583	151	2	31	798
4 Cropper farms.....number..	28,562	16,210	1,988	2	8,857	320	4	69	1,112
5 Land in multiple-unit operations.....total acres..	3,803,830	2,345,662	186,257	440	910,502	79,091	363	7,922	273,593
6 Home farms.....acres..	2,999,075	1,852,302	146,175	393	689,082	67,471	294	6,424	236,934
7 Cropper farms.....acres..	804,755	493,360	40,082	47	221,420	11,620	69	1,498	36,659
8 Cropland harvested.....total acres..	1,389,242	875,161	50,510	194	356,568	30,939	125	3,487	72,258
9 Corn harvested for grain.....multiple units reporting..	13,195	7,292	1,203	2	3,855	156	2	30	655
10 subunits reporting..	32,400	17,875	2,612	4	10,356	387	5	82	1,079
11 acres..	397,082	228,536	23,224	55	118,856	8,812	48	1,017	16,534
12 bushels..	7,708,310	4,073,185	555,501	1,700	2,600,418	137,810	1,200	19,095	319,401
13 Cotton harvested.....multiple units reporting..	12,531	7,592	810	2	3,909	158	2	32	304
14 subunits reporting..	30,922	19,116	810	2	10,079	403	3	77	437
15 acres..	454,819	318,587	2,882	2	120,770	8,427	2	995	3,158
16 bales..	224,870	161,742	1,096	2	56,276	3,718	2	418	1,620
17 Tobacco harvested.....multiple units reporting..	5,268	104	1,221	2	3,909	4	2	32	19
18 subunits reporting..	12,110	104	2,612	2	9,288	6	4	64	28
19 acres..	38,324	211	10,249	2	27,589	13	11	177	174
20 pounds..	46,451,002	232,948	12,196,289	2	33,682,334	14,306	14,200	206,500	104,425
21 Peanuts harvested for picking or threshing.....multiple units reporting..	369	70	43	2	51	158	2	32	11
22 subunits reporting..	582	88	62	3	65	285	4	58	17
23 acres..	4,686	231	136	52	142	3,571	22	375	157
24 pounds..	3,275,854	120,870	86,513	11,400	173,782	2,454,405	19,860	301,500	107,524
25 Horses and mules.....multiple units reporting..	12,346	6,802	1,137	2	3,615	143	2	30	615
26 number..	44,812	26,334	3,062	5	13,142	593	7	110	1,559
Landlord-tenant operations containing multiple units:									
27 All subunits including home farm.....number..	51,007	28,063	4,020	6	15,553	624	9	148	2,584
28 Land in all subunits including home farm.....acres..	4,192,432	2,554,275	213,986	820	1,022,975	85,992	453	11,104	302,827
29 Owned by operator of multiple unit.....acres..	3,562,405	2,161,097	194,225	820	853,626	72,106	393	10,223	269,215
30 Rented by operator of multiple unit.....acres..	630,027	393,178	19,061	2	169,349	13,886	60	881	33,612
31 Subunits not included in multiple units.....operators reporting..	4,262	2,169	405	2	1,318	67	1	12	288
32 number..	9,646	4,764	889	2	3,113	153	3	48	674
33 Share tenants.....number..	5,661	2,664	544	2	2,037	88	2	39	287
34 Other tenants, not croppers nor share tenants.....number..	3,985	2,100	345	2	1,076	65	1	9	387
35 Land in subunits not included in multiple units.....acres..	388,602	208,613	27,729	380	112,473	6,901	90	3,182	29,234

Item (For definitions and explanations, see text)	Area 1								
	Total	Type of farm							Miscel- laneous
		Cotton	Tobacco	Peanut	Cotton and tobacco	Cotton and peanut	Tobacco and peanut	Cotton, tobacco, and peanut	
1 Multiple-unit operations.....number..	443	360	5	1	77
2 Subunits in multiple-unit operations.....total number..	1,097	921	13	2	161
3 Home farms.....number..	410	329	5	1	75
4 Cropper farms.....number..	687	592	8	1	86
5 Land in multiple-unit operations.....total acres..	86,565	68,912	938	122	16,593
6 Home farms.....acres..	62,862	48,226	566	42	14,028
7 Cropper farms.....acres..	23,703	20,686	372	80	2,565
8 Cropland harvested.....total acres..	25,735	22,938	209	44	2,544
9 Corn harvested for grain.....multiple units reporting..	422	353	5	1	63
10 subunits reporting..	843	733	11	2	97
11 acres..	7,284	6,326	75	17	866
12 bushels..	132,397	115,039	1,485	480	15,393
13 Cotton harvested.....multiple units reporting..	373	360	5	1	7
14 subunits reporting..	726	706	11	1	8
15 acres..	7,705	7,568	76	7	54
16 bales..	3,190	3,130	43	1	16
17 Tobacco harvested.....multiple units reporting..	11	5	5	1
18 subunits reporting..	12	5	6	1
19 acres..	6	1	5
20 pounds..	6,239	1,429	4,580	230
21 Peanuts harvested for picking or threshing.....multiple units reporting..	2	1	1
22 subunits reporting..	2	1	1
23 acres..	5	1	4
24 pounds..	1,700	500	1,200
25 Horses and mules.....multiple units reporting..	409	338	5	1	65
26 number..	1,278	1,132	22	2	122
Landlord-tenant operations containing multiple units:									
27 All subunits including home farm.....number..	1,283	1,079	20	2	182
28 Land in all subunits including home farm.....acres..	97,326	78,876	1,038	122	17,290
29 Owned by operator of multiple unit.....acres..	85,325	68,890	838	122	15,475
30 Rented by operator of multiple unit.....acres..	12,001	9,986	200	1,815
31 Subunits not included in multiple units.....operators reporting..	102	84	1	17
32 number..	186	158	7	21
33 Share tenants.....number..	110	97	6	7
34 Other tenants, not croppers nor share tenants.....number..	76	61	1	14
35 Land in subunits not included in multiple units.....acres..	10,761	9,964	100	697

MULTIPLE-UNIT OPERATIONS

Economic Area Table 3.—MULTIPLE-UNIT OPERATIONS, BY TYPE OF FARM: CENSUS OF 1950—Continued

[Data for units, land in units, and number of horses and mules relate to April 1, 1950; those for cropland harvested and crops harvested relate to 1949]

Item (For definitions and explanations, see text)		Area 6								
		Total	Type of farm							
			Cotton	Tobacco	Peanut	Cotton and tobacco	Cotton and peanut	Tobacco and peanut	Cotton, tobacco, and peanut	Miscellaneous
1	Multiple-unit operations.....number..	3,365	1,695	35	1,412	99	8	116
2	Subunits in multiple-unit operations.....total number..	11,249	5,742	89	4,797	318	25	278
3	Home farms.....number..	3,103	1,558	35	1,296	94	8	112
4	Cropper farms.....number..	8,146	4,184	54	3,501	224	17	166
5	Land in multiple-unit operations.....total acres..	1,083,341	633,654	5,915	341,400	54,380	1,951	46,041
6	Home farms.....acres..	848,913	507,344	5,032	249,206	46,256	1,616	39,459
7	Cropper farms.....acres..	234,428	126,310	883	92,194	8,124	335	6,582
8	Cropland harvested.....total acres..	485,391	287,318	1,629	158,666	21,692	1,169	14,917
9	Corn harvested for grain.....multiple units reporting..	3,228	1,621	34	1,376	98	7	92
10	subunits reporting..	8,858	4,492	65	3,852	262	18	169
11	acres..	142,163	86,497	757	44,361	5,818	210	4,520
12	bushels..	2,728,926	1,599,927	14,414	930,611	98,424	3,760	81,790
13	Cotton harvested.....multiple units reporting..	3,286	1,695	18	1,412	99	8	54
14	subunits reporting..	9,388	4,942	22	4,040	284	20	80
15	acres..	182,085	112,731	84	61,790	6,439	372	669
16	bales..	88,034	53,178	30	31,547	2,847	170	262
17	Tobacco harvested.....multiple units reporting..	1,509	46	35	1,432	4	8	4
18	subunits reporting..	3,434	69	184	3,277	6	10	4
19	acres..	9,238	179	184	8,823	13	29	10
20	pounds..	10,848,637	195,185	205,551	10,396,695	14,306	25,000	11,900
21	Peanuts harvested for picking or threshing.....multiple units reporting..	144	26	7	99	8	4
22	subunits reporting..	2,973	30	8	193	15	7
23	acres..	2,248,437	87,247	15	2,554	154	83
24	pounds..	2,998	1,477	12,685	1,938,581	136,900	73,024
25	Horses and mules.....multiple units reporting..	2,998	1,477	33	1,308	89	7	84
26	number..	12,709	6,815	87	5,100	418	19	270
Landlord-tenant operations containing multiple units:										
27	All subunits including home farm.....number..	14,094	7,278	111	5,809	434	32	430
28	Land in all subunits including home farm.....acres..	1,191,540	692,719	6,445	379,850	59,502	2,048	50,976
29	Owned by operator of multiple unit.....acres..	990,156	547,868	5,530	303,031	48,194	1,753	43,780
30	Rented by operator of multiple unit.....acres..	241,384	144,851	915	76,819	11,308	295	7,196
31	Subunits not included in multiple units.....operators reporting..	1,153	590	11	448	47	4	53
32	number..	2,845	1,536	22	1,012	116	7	152
33	Share tenants.....number..	1,606	771	14	694	53	5	59
34	Other tenants, not croppers nor share tenants.....number..	1,239	765	8	318	53	2	93
35	Land in subunits not included in multiple units.....acres..	108,199	59,065	530	38,450	5,122	97	4,935

Item (For definitions and explanations, see text)		Area 7								
		Total	Type of farm							
			Cotton	Tobacco	Peanut	Cotton and tobacco	Cotton and peanut	Tobacco and peanut	Cotton, tobacco, and peanut	Miscellaneous
1	Multiple-unit operations.....number..	3,497	20	1,138	2,279	1	2	23	34
2	Subunits in multiple-unit operations.....total number..	10,186	50	2,906	7,074	2	6	72	76
3	Home farms.....number..	3,214	19	1,060	2,079	1	2	22	31
4	Cropper farms.....number..	6,972	31	1,846	4,995	1	4	50	45
5	Land in multiple-unit operations.....total acres..	704,086	11,921	164,560	504,559	72	363	5,653	16,958
6	Home farms.....acres..	545,251	11,456	126,983	385,652	64	294	4,527	16,275
7	Cropper farms.....acres..	158,835	465	37,577	118,907	8	69	1,126	683
8	Cropland harvested.....total acres..	232,222	1,364	46,933	179,268	40	125	2,190	2,302
9	Corn harvested for grain.....multiple units reporting..	3,461	20	1,124	2,267	1	2	22	25
10	subunits reporting..	8,652	38	2,441	6,062	2	5	61	43
11	acres..	91,033	455	21,280	67,833	15	48	777	625
12	bushels..	2,093,683	11,080	516,957	1,536,320	500	1,200	14,735	12,891
13	Cotton harvested.....multiple units reporting..	2,843	20	508	2,279	1	23	12
14	subunits reporting..	6,465	36	774	5,581	2	54	15
15	acres..	56,871	575	2,749	52,845	12	593	37
16	bales..	23,784	203	1,056	22,257	8	232	28
17	Tobacco harvested.....multiple units reporting..	3,454	1	1,138	2,279	2	23	11
18	subunits reporting..	8,201	1	2,439	5,685	4	52	20
19	acres..	27,904	(¹)	9,722	17,968	11	145	58
20	pounds..	34,377,583	800	11,633,957	22,463,031	14,200	177,500	88,095
21	Peanuts harvested for picking or threshing.....multiple units reporting..	112	43	42	1	2	23	1
22	subunits reporting..	165	65	55	1	4	42	1
23	acres..	509	136	124	2	22	218	7
24	pounds..	431,870	86,513	158,797	1,600	19,860	163,100	2,000
25	Horses and mules.....multiple units reporting..	3,234	14	1,061	2,109	1	2	22	25
26	number..	10,532	44	2,861	7,437	2	7	89	92
Landlord-tenant operations containing multiple units:										
27	All subunits including home farm.....number..	13,141	123	3,735	9,017	2	9	113	142
28	Land in all subunits including home farm.....acres..	808,602	13,652	191,098	574,129	72	453	8,738	20,460
29	Owned by operator of multiple unit.....acres..	701,614	12,635	173,183	489,239	72	393	8,152	17,940
30	Rented by operator of multiple unit.....acres..	106,988	1,017	17,915	84,890	60	586	2,520
31	Subunits not included in multiple units.....operators reporting..	1,218	17	376	792	1	8	24
32	number..	2,955	73	829	1,943	3	41	66
33	Share tenants.....number..	1,886	38	511	1,272	2	34	29
34	Other tenants, not croppers nor share tenants.....number..	1,069	35	318	671	1	7	37
35	Land in subunits not included in multiple units.....acres..	104,516	1,731	26,538	69,570	90	3,085	3,502

¹ Reported in small fractions.

Economic Area Table 3.—MULTIPLE-UNIT OPERATIONS, BY TYPE OF FARM: CENSUS OF 1950—Continued

[Data for units, land in units, and number of horses and mules relate to April 1, 1950; those for cropland harvested and crops harvested relate to 1949]

Item (For definitions and explanations, see text)	Areas 8 and C									
	Total	Type of farm								
		Cotton	Tobacco	Peanut	Cotton and tobacco	Cotton and peanut	Tobacco and peanut	Cotton, tobacco, and peanut	Miscellaneous	
1 Multiple-unit operations.....number..	343	134	47	107	1	54	
2 Subunits in multiple-unit operations.....total number..	896	360	134	270	2	130	
3 Home farms.....number..	330	128	47	102	1	52	
4 Cropper farms.....number..	566	232	87	168	1	78	
5 Land in multiple-unit operations.....total acres..	122,395	49,607	15,678	33,324	19	23,767	
6 Home farms.....acres..	107,645	43,960	14,091	29,431	14	20,149	
7 Cropper farms.....acres..	14,750	5,647	1,587	3,893	5	3,618	
8 Cropland harvested.....total acres..	25,137	11,331	1,913	8,353	17	3,523	
9 Corn harvested for grain.....multiple units reporting..	328	133	44	104	1	46	
10 subunits reporting..	691	292	105	216	1	77	
11 acres..	12,676	5,831	1,179	4,029	5	1,652	
12 bushels..	277,611	125,980	24,050	91,472	125	35,984	
13 Cotton harvested.....multiple units reporting..	261	134	10	107	1	9	
14 subunits reporting..	489	253	14	205	1	16	
15 acres..	5,864	3,326	49	2,374	5	110	
16 bales..	1,471	921	10	497	2	41	
17 Tobacco harvested.....multiple units reporting..	161	5	47	107	2	
18 subunits reporting..	278	5	107	164	2	
19 acres..	779	5	341	430	3	
20 pounds..	838,922	6,415	355,781	473,126	3,600	
21 Peanuts harvested for picking or thrashing.....multiple units reporting..	4	1	2	1	
22 subunits reporting..	4	1	2	1	
23 acres..	5	1	3	1	
24 pounds..	3,310	710	2,300	300	
25 Horses and mules.....multiple units reporting..	295	120	43	93	1	38	
26 number..	905	390	114	288	2	111	
Landlord-tenant operations containing multiple units:										
27 All subunits including home farm.....number..	1,250	492	171	370	2	215	
28 Land in all subunits including home farm.....acres..	131,650	52,447	16,314	35,845	19	27,025	
29 Owned by operator of multiple unit.....acres..	119,946	46,511	16,083	32,834	19	24,499	
30 Rented by operator of multiple unit.....acres..	11,704	5,936	231	3,011	2,526	
31 Subunits not included in multiple units.....operators reporting..	135	50	17	47	21	
32 number..	354	132	37	100	85	
33 Share tenants.....number..	114	42	19	34	19	
34 Other tenants, not croppers nor share tenants.....number..	240	90	18	66	66	
35 Land in subunits not included in multiple units.....acres..	9,255	2,840	636	2,521	3,258	

MULTIPLE-UNIT OPERATIONS

Economic Area Table 4.—MULTIPLE-UNIT OPERATIONS, BY ACRES OF CROPLAND HARVESTED: CENSUS OF 1950

[Data for units, land in units, and number of horses and mules relate to April 1, 1950; those for cropland harvested and crops harvested relate to 1949]

Item (For definitions and explanations, see text)	The State									
	Total	Acres of cropland harvested								
		None	Under 20 acres	20 to 29 acres	30 to 49 acres	50 to 99 acres	100 to 199 acres	200 to 499 acres	500 acres and over	
1 Multiple-unit operations.....number..	13,739	55	800	1,279	3,129	4,458	2,559	1,203	256	
2 Subunits in multiple-unit operations.....total number..	41,361	124	1,644	2,682	7,036	11,747	9,160	6,411	2,557	
3 Home farms.....number..	12,799	52	762	1,180	2,900	4,077	2,411	1,163	254	
4 Cropper farms.....number..	28,562	72	882	1,502	4,136	7,670	6,749	5,248	2,303	
5 Land in multiple-unit operations.....total acres..	3,803,830	9,527	84,004	149,780	397,375	891,117	926,525	882,979	462,523	
6 Home farms.....acres..	2,999,075	7,309	68,134	119,158	300,349	677,653	725,682	710,206	390,584	
7 Cropper farms.....acres..	804,755	2,218	15,870	30,622	97,026	213,464	200,843	172,773	71,939	
8 Cropland harvested.....total acres..	1,389,242	10,973	31,595	122,595	312,264	353,226	356,532	202,057	
9 Corn harvested for grain.....multiple units reporting..	13,195	682	1,207	3,055	4,337	2,495	1,170	249	
10 subunits reporting..	32,400	891	1,894	5,545	9,549	7,411	5,078	2,032	
11 acres..	397,082	4,627	12,458	45,855	101,909	100,126	89,333	42,774	
12 bushels..	7,708,310	90,283	261,783	946,109	1,973,357	1,929,012	1,733,386	774,380	
13 Cotton harvested.....multiple units reporting..	12,531	473	1,027	2,804	4,270	2,507	1,194	256	
14 subunits reporting..	30,922	557	1,418	4,540	8,915	7,525	5,632	2,335	
15 acres..	454,819	2,961	9,007	37,155	101,869	115,874	118,104	69,849	
16 bales..	224,870	1,383	4,173	17,281	49,477	57,808	59,243	35,505	
17 Tobacco harvested.....multiple units reporting..	5,268	300	627	1,533	1,668	751	324	65	
18 subunits reporting..	12,110	391	1,016	2,818	3,823	2,348	1,369	345	
19 acres..	38,324	942	2,792	8,650	11,930	7,459	5,112	1,439	
20 pounds..	46,451,002	1,128,966	3,441,637	10,596,418	14,844,512	9,188,352	5,499,349	1,751,768	
21 Peanuts harvested for picking or threshing.....multiple units reporting..	369	8	16	65	113	86	61	20	
22 subunits reporting..	582	8	19	77	155	145	127	51	
23 acres..	4,686	12	47	176	394	1,098	1,322	1,437	
24 pounds..	3,275,854	6,140	38,136	150,235	383,963	758,173	852,097	1,087,150	
25 Horses and mules.....multiple units reporting..	12,346	30	615	1,105	2,840	4,047	1,118	242	
26 number..	44,812	58	1,009	2,201	6,674	12,499	10,683	3,582	
Landlord-tenant operations containing multiple units:										
27 All subunits including home farm.....number..	51,007	141	2,201	3,385	8,386	14,085	11,355	8,131	3,323	
28 Land in all subunits including home farm.....acres..	4,192,432	11,451	100,830	174,470	452,313	983,017	1,016,256	954,550	499,545	
29 Owned by operator of multiple unit.....acres..	3,562,405	10,156	95,053	166,893	410,928	856,409	836,594	766,611	419,761	
30 Rented by operator of multiple unit.....acres..	630,027	1,295	5,777	7,577	41,385	126,608	179,662	187,939	79,784	
31 Subunits not included in multiple units.....operators reporting..	4,262	8	271	357	762	1,205	929	565	165	
32 number..	9,646	17	557	703	1,350	2,338	2,195	1,720	766	
33 Share tenants.....number..	5,661	7	256	374	764	1,394	1,281	1,070	515	
34 Other tenants, not croppers nor share tenants.....number..	3,985	10	301	329	586	944	914	650	251	
35 Land in subunits not included in multiple units.....acres..	388,602	1,924	16,826	24,690	54,938	91,900	89,731	71,571	37,022	

Item (For definitions and explanations, see text)	Area 1									
	Total	Acres of cropland harvested								
		None	Under 20 acres	20 to 29 acres	30 to 49 acres	50 to 99 acres	100 to 199 acres	200 to 499 acres	500 acres and over	
1 Multiple-unit operations.....number..	443	6	60	75	132	112	44	12	2	
2 Subunits in multiple-unit operations.....total number..	1,097	12	121	154	277	284	148	74	27	
3 Home farms.....number..	410	6	58	74	116	102	40	12	2	
4 Cropper farms.....number..	687	6	63	80	161	182	108	62	25	
5 Land in multiple-unit operations.....total acres..	86,565	1,200	9,201	7,644	17,725	21,869	14,907	11,412	2,607	
6 Home farms.....acres..	62,862	1,093	7,881	6,019	12,340	14,519	10,580	8,334	2,096	
7 Cropper farms.....acres..	23,703	107	1,320	1,625	5,385	7,350	4,327	3,078	511	
8 Cropland harvested.....total acres..	25,735	787	1,863	5,134	7,506	5,812	3,177	1,456	
9 Corn harvested for grain.....multiple units reporting..	422	53	71	131	111	43	11	2	
10 subunits reporting..	843	69	113	230	231	115	61	24	
11 acres..	7,284	358	686	1,893	2,130	1,249	769	199	
12 bushels..	132,397	7,240	12,211	33,020	36,866	24,135	14,955	3,970	
13 Cotton harvested.....multiple units reporting..	373	31	62	116	108	42	12	2	
14 subunits reporting..	726	39	82	187	218	112	62	26	
15 acres..	7,705	228	581	1,637	2,523	1,584	866	286	
16 bales..	3,190	80	238	648	1,044	731	337	112	
17 Tobacco harvested.....multiple units reporting..	11	2	1	5	2	1	
18 subunits reporting..	12	2	1	5	2	1	
19 acres..	6	(¹)	1	3	1	1	
20 pounds..	6,239	430	1,400	3,040	819	550	
21 Peanuts harvested for picking or threshing.....multiple units reporting..	2	2	
22 subunits reporting..	2	2	
23 acres..	5	5	
24 pounds..	1,700	1,700	
25 Horses and mules.....multiple units reporting..	409	5	49	70	124	107	40	12	2	
26 number..	1,278	7	86	137	319	355	207	123	44	
Landlord-tenant operations containing multiple units:										
27 All subunits including home farm.....number..	1,283	12	155	172	322	336	177	82	27	
28 Land in all subunits including home farm.....acres..	97,326	1,200	11,000	8,612	20,743	26,068	14,976	12,120	2,607	
29 Owned by operator of multiple unit.....acres..	85,325	1,200	10,361	7,927	18,118	23,895	13,695	8,882	1,247	
30 Rented by operator of multiple unit.....acres..	12,001	639	685	2,625	2,173	1,281	3,238	1,360	
31 Subunits not included in multiple units.....operators reporting..	102	19	16	27	22	14	4	
32 number..	186	34	18	45	52	29	8	
33 Share tenants.....number..	110	12	12	31	38	11	6	
34 Other tenants, not croppers nor share tenants.....number..	76	22	6	14	14	18	2	
35 Land in subunits not included in multiple units.....acres..	10,761	1,799	968	3,018	4,199	69	708	

¹Reported in small fractions.

Economic Area Table 4.—MULTIPLE-UNIT OPERATIONS, BY ACRES OF CROPLAND HARVESTED: CENSUS OF 1950—Continued

[Data for units, land in units, and number of horses and mules relate to April 1, 1950; those for cropland harvested and crops harvested relate to 1949]

Item (For definitions and explanations, see text)	Area 2									
	Total	Acres of cropland harvested								
		None	Under 20 acres	20 to 29 acres	30 to 49 acres	50 to 99 acres	100 to 199 acres	200 to 499 acres	500 acres and over	
1 Multiple-unit operations.....number..	2,363	21	171	205	511	781	442	194	38	
2 Subunits in multiple-unit operations.....total number..	6,884	43	348	428	1,110	1,970	1,533	1,040	412	
3 Home farms.....number..	2,230	21	168	193	481	725	415	189	38	
4 Cropper farms.....number..	4,654	22	180	235	629	1,245	1,118	851	374	
5 Land in multiple-unit operations.....total acres..	549,878	1,997	13,601	18,885	51,813	131,291	138,251	124,509	69,531	
6 Home farms.....acres..	412,623	1,134	10,863	12,681	35,445	94,273	103,452	96,312	58,463	
7 Cropper farms.....acres..	137,255	863	2,738	6,204	16,368	37,018	34,799	28,197	11,068	
8 Cropland harvested.....total acres..	228,874	2,370	5,073	20,090	54,542	60,696	55,759	30,344	
9 Corn harvested for grain.....multiple units reporting..	2,196	134	187	499	737	424	179	36	
10 Subunits reporting.....	4,833	173	265	797	1,441	1,112	733	312	
11 acres.....	42,139	806	1,506	5,334	11,750	10,486	7,685	4,572	
12 bushels..	812,351	14,279	28,682	105,462	217,142	197,505	151,449	97,832	
13 Cotton harvested.....multiple units reporting..	2,186	107	177	489	752	432	191	38	
14 Subunits reporting.....	5,085	123	237	763	1,521	1,198	862	381	
15 acres.....	74,688	799	1,924	7,928	19,938	20,027	15,707	8,365	
16 bales..	35,923	367	855	3,557	9,084	9,372	8,204	4,484	
17 Tobacco harvested.....multiple units reporting..	6	1	3	1	1	
18 Subunits reporting.....	6	1	3	1	1	
19 acres.....	2	(1)	2	(1)	(1)	
20 pounds..	2,561	386	1,575	300	300	
21 Peanuts harvested for picking or	
22 threshing.....multiple units reporting..	11	2	2	3	4	
23 Subunits reporting.....	17	3	2	6	6	
24 acres.....	25	15	(1)	9	
25 pounds..	19,167	15,476	700	630	2,361	
26 Horses and mules.....multiple units reporting..	2,117	13	129	472	702	405	182	37	
.....number..	7,561	25	211	341	1,042	2,078	1,834	645	
Landlord-tenant operations containing multiple units:										
27 All subunits including home farm.....number..	7,866	45	396	495	1,235	2,209	1,812	1,203	471
28 Land in all subunits including home farm.....acres..	595,183	2,802	14,787	22,834	57,637	141,191	151,966	131,718	72,248
29 Owned by operator of multiple unit.....acres..	520,049	2,267	13,812	22,297	52,654	121,478	130,946	109,801	66,794
30 Rented by operator of multiple unit.....acres..	75,134	535	975	537	4,983	19,713	21,020	21,917	5,454
31 Subunits not included in multiple	
32 units.....operators reporting..	547	1	37	43	88	146	134	74	24
33 number..	932	2	48	67	125	239	279	163	59
34 Share tenants.....number..	629	1	20	36	71	146	205	112	38
35 Other tenants, not croppers nor share tenants.....number..	353	1	28	31	54	93	74	51	21
.....acres..	45,305	805	1,186	3,949	5,824	9,900	13,715	7,209	2,717

Item (For definitions and explanations, see text)	Area 3									
	Total	Acres of cropland harvested								
		None	Under 20 acres	20 to 29 acres	30 to 49 acres	50 to 99 acres	100 to 199 acres	200 to 499 acres	500 acres and over	
1 Multiple-unit operations.....number..	1,403	8	69	115	307	530	262	99	13	
2 Subunits in multiple-unit operations.....total number..	4,235	23	142	237	684	1,366	1,009	623	151	
3 Home farms.....number..	1,306	8	64	105	283	495	244	94	13	
4 Cropper farms.....number..	2,929	15	78	132	401	871	765	529	138	
5 Land in multiple-unit operations.....total acres..	409,377	2,423	7,431	16,233	44,272	123,606	107,936	86,054	21,422	
6 Home farms.....acres..	314,087	1,944	6,038	12,338	33,109	96,774	83,806	63,966	16,112	
7 Cropper farms.....acres..	95,290	479	1,393	3,895	11,163	26,832	24,130	22,088	5,310	
8 Cropland harvested.....total acres..	127,900	901	2,881	12,034	36,817	36,115	30,603	8,549	
9 Corn harvested for grain.....multiple units reporting..	1,318	51	100	296	511	252	95	13	
10 Subunits reporting.....	3,223	61	153	512	1,065	805	510	117	
11 acres.....	28,867	285	910	3,529	9,033	7,783	6,092	1,235	
12 bushels..	535,828	4,950	16,354	63,324	171,100	144,958	112,831	22,311	
13 Cotton harvested.....multiple units reporting..	1,361	56	107	302	525	259	99	13	
14 Subunits reporting.....	3,417	66	156	516	1,120	864	552	143	
15 acres.....	47,358	430	1,230	5,097	14,513	13,052	9,801	3,235	
16 bales..	27,631	228	701	2,847	8,555	7,598	5,774	1,928	
17 Tobacco harvested.....multiple units reporting..	4	1	2	1	
18 Subunits reporting.....	4	1	2	1	
19 acres.....	8	1	7	(1)	
20 pounds..	7,900	1,400	6,200	300	
21 Peanuts harvested for picking or	
22 threshing.....multiple units reporting..	7	2	3	2	
23 Subunits reporting.....	8	2	4	2	
24 acres.....	6	1	3	2	
25 pounds..	2,190	550	955	685	
26 Horses and mules.....multiple units reporting..	1,260	3	51	93	275	481	248	96	
.....number..	4,898	4	91	202	673	1,580	1,274	880	
Landlord-tenant operations containing multiple units:										
27 All subunits including home farm.....number..	4,868	31	162	281	771	1,537	1,160	762	164
28 Land in all subunits including home farm.....acres..	444,968	2,747	7,973	18,638	50,286	132,190	112,688	94,570	25,876
29 Owned by operator of multiple unit.....acres..	389,713	2,497	7,779	17,667	44,637	116,575	95,234	83,051	24,273
30 Rented by operator of multiple unit.....acres..	55,255	250	194	971	5,649	15,615	19,454	11,519	1,603
31 Subunits not included in multiple	
32 units.....operators reporting..	340	3	16	27	54	114	77	44	5
33 number..	633	8	20	44	87	171	151	139	13
34 Share tenants.....number..	361	3	12	34	41	89	100	74	12
35 Other tenants, not croppers nor share tenants.....number..	272	5	12	10	46	82	51	65	1
.....acres..	35,591	324	542	2,405	6,014	8,584	4,752	8,516	4,454

¹ Reported in small fractions.

MULTIPLE-UNIT OPERATIONS

Economic Area Table 4.—MULTIPLE-UNIT OPERATIONS, BY ACRES OF CROPLAND HARVESTED: CENSUS OF 1950—Continued

[Data for units, land in units, and number of horses and mules relate to April 1, 1950; those for cropland harvested and crops harvested relate to 1949]

Item (For definitions and explanations, see text)	Area 4								
	Total	Acres of cropland harvested							
		None	Under 20 acres	20 to 29 acres	30 to 49 acres	50 to 99 acres	100 to 199 acres	200 to 499 acres	500 acres and over
1 Multiple-unit operations.....number..	1,216	5	61	103	230	415	270	111	21
2 Subunits in multiple-unit operations.....total number..	3,600	11	125	224	503	1,050	925	572	190
3 Home farms.....number..	1,173	4	59	95	220	398	266	111	20
4 Cropper farms.....number..	2,427	7	66	129	283	652	659	461	170
5 Land in multiple-unit operations.....total acres..	437,208	302	13,113	18,434	43,937	110,047	116,667	97,757	36,951
6 Home farms.....acres..	376,775	223	12,040	15,880	37,685	94,465	101,715	83,535	31,232
7 Cropper farms.....acres..	60,433	79	1,073	2,554	6,252	15,582	14,952	14,222	5,719
8 Cropland harvested.....total acres..	127,210	796	2,564	9,140	29,226	38,092	32,486	14,906
9 Corn harvested for grain.....multiple units reporting..	1,180	53	96	226	410	264	110	21
10 subunits reporting..	2,866	69	149	402	871	738	473	164
11 acres..	32,799	316	976	3,176	8,694	8,927	7,730	2,980
12 bushels..	569,572	4,301	16,261	53,709	143,746	165,968	128,514	57,073
13 Cotton harvested.....multiple units reporting..	1,163	42	96	217	408	269	110	21
14 subunits reporting..	2,858	49	142	354	829	788	514	182
15 acres..	34,962	243	966	2,941	8,515	10,421	8,721	3,155
16 bales..	22,613	151	548	1,648	5,123	7,134	5,817	2,192
17 Tobacco harvested.....multiple units reporting..	1	1
18 subunits reporting..	1	1
19 acres..	(1)	(1)
20 pounds..	118	118
21 Peanuts harvested for picking or threshing.....multiple units reporting..	22	1	3	12	4	2
22 subunits reporting..	25	1	3	15	4	2
23 acres..	19	1	3	9	3	3
24 pounds..	9,330	300	1,215	4,980	1,705	1,130
25 Horses and mules.....multiple units reporting..	1,089	2	46	86	206	387	242	102	18
26 number..	3,764	3	83	176	456	1,122	1,013	666	245
Landlord-tenant operations containing multiple units:									
27 All subunits including home farm.....number..	4,418	13	161	290	581	1,216	1,096	742	319
28 Land in all subunits including home farm.....acres..	472,163	675	14,970	20,885	47,929	115,974	127,433	103,879	40,418
29 Owned by operator of multiple unit.....acres..	404,475	675	14,580	20,239	45,373	98,142	107,595	81,440	36,431
30 Rented by operator of multiple unit.....acres..	67,688	390	646	2,556	17,832	19,838	22,439	3,987
31 Subunits not included in multiple units.....operators reporting..	346	2	18	31	44	92	87	55	17
32 number..	818	2	36	66	78	166	171	170	129
33 Share tenants.....number..	441	1	9	40	35	86	89	114	67
34 Other tenants, not croppers nor share tenants.....number..	377	1	27	26	43	80	82	56	62
35 Land in subunits not included in multiple units.....acres..	34,955	373	1,857	2,451	3,992	5,927	10,766	6,122	3,467

Item (For definitions and explanations, see text)	Areas 5, A, and B								
	Total	Acres of cropland harvested							
		None	Under 20 acres	20 to 29 acres	30 to 49 acres	50 to 99 acres	100 to 199 acres	200 to 499 acres	500 acres and over
1 Multiple-unit operations.....number..	1,109	3	59	68	198	358	263	126	34
2 Subunits in multiple-unit operations.....total number..	3,214	8	123	137	420	853	812	563	298
3 Home farms.....number..	1,033	3	54	62	184	332	246	118	34
4 Cropper farms.....number..	2,181	5	69	75	236	521	566	445	264
5 Land in multiple-unit operations.....total acres..	410,980	2,124	7,628	8,036	30,797	80,674	101,013	107,656	73,052
6 Home farms.....acres..	330,919	1,696	5,528	6,212	23,751	62,653	79,233	88,828	63,018
7 Cropper farms.....acres..	80,061	428	2,100	1,824	7,046	18,021	21,780	18,828	10,034
8 Cropland harvested.....total acres..	136,773	785	1,639	7,903	25,520	35,864	37,219	27,843
9 Corn harvested for grain.....multiple units reporting..	1,062	47	62	187	351	287	124	34
10 subunits reporting..	2,434	53	77	297	683	648	448	228
11 acres..	40,121	385	617	2,827	8,769	10,889	10,035	6,619
12 bushels..	557,942	6,024	8,758	40,275	120,536	147,475	142,056	92,818
13 Cotton harvested.....multiple units reporting..	1,058	47	64	190	342	256	125	34
14 subunits reporting..	2,494	50	84	286	658	683	483	250
15 acres..	45,286	245	641	2,959	8,973	12,260	11,713	8,495
16 bales..	22,224	120	334	1,524	4,697	5,978	5,497	4,074
17 Tobacco harvested.....multiple units reporting..	122	7	21	37	39	14	4
18 subunits reporting..	174	8	26	53	67	17	3
19 acres..	387	13	45	104	169	48	8
20 pounds..	369,042	10,200	39,508	102,402	169,098	41,334	6,500
21 Peanuts harvested for picking or threshing.....multiple units reporting..	67	2	8	11	27	15	4
22 subunits reporting..	108	2	10	16	45	27	8
23 acres..	1,144	2	10	129	467	363	173
24 pounds..	559,850	240	6,502	69,783	252,865	129,660	100,800
25 Horses and mules.....multiple units reporting..	944	1	41	56	170	305	230	110	31
26 number..	3,165	3	60	90	351	790	881	596	394
Landlord-tenant operations containing multiple units:									
27 All subunits including home farm.....number..	4,087	8	171	168	520	1,059	1,033	728	400
28 Land in all subunits including home farm.....acres..	451,000	2,124	8,638	8,996	34,597	89,066	110,766	117,322	79,491
29 Owned by operator of multiple unit.....acres..	391,127	2,124	8,162	8,244	31,846	79,372	93,045	102,839	65,495
30 Rented by operator of multiple unit.....acres..	59,873	476	752	2,751	9,694	17,721	14,483	13,996
31 Subunits not included in multiple units.....operators reporting..	421	22	19	56	124	110	65	25
32 number..	873	48	31	100	206	221	165	102
33 Share tenants.....number..	514	12	18	52	115	133	110	74
34 Other tenants, not croppers nor share tenants.....number..	359	36	13	48	91	88	55	28
35 Land in subunits not included in multiple units.....acres..	40,020	1,010	960	3,800	8,392	9,753	9,666	6,439

¹ Reported in small fractions.

Economic Area Table 4.—MULTIPLE-UNIT OPERATIONS, BY ACRES OF CROPLAND HARVESTED: CENSUS OF 1950—Continued

[Data for units, land in units, and number of horses and mules relate to April 1, 1950; those for cropland harvested and crops harvested relate to 1949]

Item (For definitions and explanations, see text)	Area 6								
	Total	Acres of cropland harvested							
		None	Under 20 acres	20 to 29 acres	30 to 49 acres	50 to 99 acres	100 to 199 acres	200 to 499 acres	500 acres and over
1 Multiple-unit operations.....number..	3,365	6	73	127	530	1,108	865	531	125
2 Subunits in multiple-unit operations.....total number..	11,249	14	154	268	1,171	2,860	2,915	2,658	1,209
3 Home farms.....number..	3,103	6	67	114	482	988	806	515	125
4 Cropper farms.....number..	8,146	8	87	154	689	1,872	2,109	2,143	1,084
5 Land in multiple-unit operations.....total acres..	1,083,341	575	7,022	11,434	53,187	183,461	269,291	348,133	210,238
6 Home farms.....acres..	848,913	442	5,465	8,715	38,134	131,853	204,712	281,522	178,070
7 Cropper farms.....acres..	234,428	133	1,557	2,719	15,053	51,608	64,579	66,611	32,168
8 Cropland harvested.....total acres..	485,391		1,098	3,152	21,173	79,839	120,391	159,233	100,505
9 Corn harvested for grain.....multiple units reporting..	3,228		57	112	506	1,069	843	521	120
10 Subunits reporting..	8,858		73	165	901	2,293	2,381	2,090	955
11 Home farms.....acres..	142,163		363	1,121	7,825	27,621	38,994	44,896	21,343
12 Bushels..	2,728,926		6,557	21,818	148,028	518,368	757,970	880,098	395,087
13 Cotton harvested.....multiple units reporting..	3,286		55	119	510	1,096	852	529	125
14 Subunits reporting..	9,388		69	174	848	2,301	2,475	2,403	1,118
15 Home farms.....acres..	182,085		419	1,185	7,630	29,733	44,128	59,599	39,391
16 Bales..	88,034		192	587	3,678	14,286	21,098	28,850	19,343
17 Tobacco harvested.....multiple units reporting..	1,509		30	66	328	532	326	187	40
18 Subunits reporting..	3,434		82	103	550	1,088	853	636	166
19 Home farms.....acres..	9,238		38	213	1,349	2,736	2,390	1,915	553
20 Pounds..	10,848,637		94,060	252,912	1,649,699	3,228,375	2,875,404	2,144,353	603,834
21 Peanuts harvested for picking or threshing.....multiple units reporting..	144		1	1	8	45	38	35	16
22 Subunits reporting..	253		1	1	8	58	62	80	43
23 Home farms.....acres..	2,973		1	5	36	321	475	871	1,264
24 Pounds..	2,248,437		700	3,000	32,115	198,168	378,898	649,206	986,350
25 Horses and mules.....multiple units reporting..	2,998		2	47	105	460	985	787	120
26 number..	12,709		4	81	215	1,090	2,892	3,339	3,374
Landlord-tenant operations containing multiple units:									
27 All subunits including home farm.....number..	14,094		18	238	344	1,397	3,418	3,489	1,582
28 Land in all subunits including home farm.....acres..	1,191,540		867	9,491	14,662	61,893	203,926	296,685	379,029
29 Owned by operator of multiple unit.....acres..	950,156		867	8,565	13,843	53,743	172,788	232,261	289,349
30 Rented by operator of multiple unit.....acres..	241,384		926	819	819	8,150	31,138	64,424	89,680
31 Subunits not included in multiple units.....operators reporting..	1,153		1	29	41	144	299	317	243
32 number..	2,845		4	84	76	226	588	693	373
33 Share tenants.....number..	1,606		1	22	30	128	317	369	495
34 Other tenants, not croppers nor share tenants.....number..	1,239		3	62	46	98	241	324	336
35 Land in subunits not included in multiple units.....acres..	108,199		292	2,469	3,228	8,706	20,465	27,394	30,896

Item (For definitions and explanations, see text)	Area 7								
	Total	Acres of cropland harvested							
		None	Under 20 acres	20 to 29 acres	30 to 49 acres	50 to 99 acres	100 to 199 acres	200 to 499 acres	500 acres and over
1 Multiple-unit operations.....number..	3,497	5	268	535	1,140	1,052	360	117	20
2 Subunits in multiple-unit operations.....total number..	10,186	11	549	1,128	2,687	3,112	1,640	832	227
3 Home farms.....number..	3,214	3	253	491	1,056	939	342	111	19
4 Cropper farms.....number..	6,972	8	296	637	1,631	2,173	1,298	721	208
5 Land in multiple-unit operations.....total acres..	704,086	329	20,628	51,333	142,120	210,691	149,475	92,514	36,996
6 Home farms.....acres..	545,251	245	17,134	40,756	109,000	157,320	116,036	73,593	31,167
7 Cropper farms.....acres..	158,835	84	3,494	10,577	33,120	53,371	33,439	18,921	5,829
8 Cropland harvested.....total acres..	232,222		3,775	13,169	43,948	71,715	49,494	34,326	15,795
9 Corn harvested for grain.....multiple units reporting..	3,461		254	528	1,133	1,049	360	117	20
10 Subunits reporting..	8,652		343	895	2,271	2,757	1,473	724	189
11 Home farms.....acres..	91,033		1,855	6,010	19,624	30,199	18,399	10,526	4,420
12 Bushels..	2,093,683		41,606	144,577	465,021	686,431	410,451	264,493	81,104
13 Cotton harvested.....multiple units reporting..	2,843		124	364	921	950	348	117	20
14 Subunits reporting..	6,465		148	495	1,501	2,114	1,291	717	199
15 Home farms.....acres..	56,871		547	2,138	8,278	16,016	12,916	10,957	6,019
16 Bales..	23,784		224	805	3,213	6,273	5,432	4,605	3,232
17 Tobacco harvested.....multiple units reporting..	3,454		253	530	1,131	1,048	357	115	20
18 Subunits reporting..	8,201		332	870	2,160	2,607	1,358	701	173
19 Home farms.....acres..	27,904		819	2,478	7,030	8,901	4,697	3,112	867
20 Pounds..	34,377,583		999,340	3,085,418	8,655,356	11,331,967	5,907,760	3,271,508	1,126,234
21 Peanuts harvested for picking or threshing.....multiple units reporting..	112		4	12	40	36	15	5	
22 Subunits reporting..	165		4	14	50	53	32	12	
23 Home farms.....acres..	509		8	26	120	128	151	76	
24 Pounds..	431,870		4,900	19,360	107,453	106,437	124,020	69,700	
25 Horses and mules.....multiple units reporting..	3,234		4	479	1,062	988	348	111	18
26 number..	10,532		12	353	964	2,582	3,410	1,935	1,003
Landlord-tenant operations containing multiple units:									
27 All subunits including home farm.....number..	13,141		11	820	1,469	3,324	3,977	2,199	1,033
28 Land in all subunits including home farm.....acres..	808,602		394	28,489	60,541	164,388	242,150	170,306	100,323
29 Owned by operator of multiple unit.....acres..	701,614		284	26,339	58,260	150,946	214,861	138,227	77,327
30 Rented by operator of multiple unit.....acres..	106,988		110	2,150	2,281	13,442	27,289	32,079	22,996
31 Subunits not included in multiple units.....operators reporting..	1,218		119	163	319	372	159	73	13
32 number..	2,955		271	341	637	865	559	201	81
33 Share tenants.....number..	1,886		172	190	388	581	333	146	76
34 Other tenants, not croppers nor share tenants.....number..	1,069		99	151	249	284	226	55	5
35 Land in subunits not included in multiple units.....acres..	104,516		65	7,861	9,208	22,268	31,459	20,831	7,809

MULTIPLE-UNIT OPERATIONS

Economic Area Table 4.—MULTIPLE-UNIT OPERATIONS, BY ACRES OF CROPLAND HARVESTED: CENSUS OF 1950—Continued

[Data for units, land in units, and number of horses and mules relate to April 1, 1950; those for cropland harvested and crops harvested relate to 1949]

Item (For definitions and explanations, see text)	Areas B and C								
	Total	Acres of cropland harvested							
		None	Under 20 acres	20 to 29 acres	30 to 49 acres	50 to 99 acres	100 to 199 acres	200 to 499 acres	500 acres and over
1 Multiple-unit operations.....number..	343	1	39	51	81	102	53	13	3
2 Subunits in multiple-unit operations.....total number..	896	2	82	106	184	252	178	49	43
3 Home farms.....number..	330	1	39	46	78	98	52	13	3
4 Cropper farms.....number..	566	1	43	60	106	154	126	36	40
5 Land in multiple-unit operations.....total acres..	122,395	577	5,380	17,781	13,524	29,478	28,985	14,944	11,726
6 Home farms.....acres..	107,645	532	3,185	16,577	10,885	25,796	26,148	14,116	10,426
7 Cropper farms.....acres..	14,750	45	2,195	1,224	2,639	3,682	2,837	828	1,300
8 Cropland harvested.....total acres..	25,137	461	1,254	3,173	7,099	6,762	3,729	2,659
9 Corn harvested for grain.....multiple units reporting..	328	33	51	77	99	52	13	3
10 Subunits reporting.....	691	50	77	135	208	139	39	43
11 acres.....	12,676	259	632	1,647	3,713	3,419	1,600	1,406
12 bushels..	277,611	5,326	13,122	37,270	79,168	80,550	38,990	23,185
13 Cotton harvested.....multiple units reporting..	261	11	38	60	89	49	11	3
14 Subunits reporting.....	489	13	48	85	154	114	39	36
15 acres..	5,864	50	342	685	1,658	1,486	740	903
16 bales..	1,471	21	105	166	415	465	159	140
17 Tobacco harvested.....multiple units reporting..	161	14	22	48	43	27	6	1
18 Subunits reporting.....	278	18	33	77	67	67	13	3
19 acres..	779	41	86	223	179	202	37	11
20 pounds..	838,922	34,750	90,307	248,815	173,056	235,240	41,554	15,200
21 Peanuts harvested for picking or threshing.....multiple units reporting..	4	1	3
22 Subunits reporting.....	4	1	3
23 acres..	5	1	4
24 pounds..	3,310	300	3,010
25 Horses and mules.....multiple units reporting..	295	28	39	71	92	49	13	3
26 number..	905	44	76	161	272	200	79	73
Landlord-tenant operations containing multiple units:									
27 All subunits including home farm.....number..	1,250	3	98	166	236	333	270	92	52
28 Land in all subunits including home farm.....acres..	131,650	642	5,482	19,302	14,840	32,452	31,436	15,589	11,907
29 Owned by operator of multiple unit.....acres..	119,946	242	5,455	18,416	13,611	29,298	27,591	13,922	11,411
30 Rented by operator of multiple unit.....acres..	11,704	400	27	886	1,229	3,154	3,845	1,667	496
31 Subunits not included in multiple units.....operators reporting..	135	1	11	17	30	36	31	7	2
32 number..	354	1	16	60	52	81	92	43	9
33 Share tenants.....number..	114	1	1	14	18	22	41	13	4
34 Other tenants, not croppers nor share tenants.....number..	240	15	46	34	59	51	30	5
35 Land in subunits not included in multiple units.....acres..	9,255	65	102	1,521	1,316	2,974	2,451	645	181

Economic Area Table 5.—MULTIPLE-UNIT OPERATIONS, BY NUMBER OF SUBUNITS: CENSUS OF 1950

[Data for units, land in units, and number of horses and mules relate to April 1, 1950; those for cropland harvested and crops harvested relate to 1949]

Item (For definitions and explanations, see text)	The State						
	Total	Number of subunits					
		2	3	4	5 to 9	10 to 19	20 and over
1 Multiple-unit operations.....number..	13,739	7,739	3,091	1,291	1,405	182	31
2 Subunits in multiple-unit operations.....total number..	41,361	15,478	9,273	5,164	8,424	2,243	779
3 Home farms.....number..	12,799	7,143	2,903	1,219	1,332	173	29
4 Cropper farms.....number..	28,562	8,335	6,370	3,945	7,092	2,070	750
5 Land in multiple-unit operations.....total acres..	3,803,830	1,308,327	796,773	492,046	880,524	237,866	88,294
6 Home farms.....acres..	2,999,075	1,065,347	628,651	389,758	675,705	173,962	65,652
7 Cropper farms.....acres..	804,755	242,980	168,122	102,288	204,819	63,904	22,642
8 Cropland harvested.....total acres..	1,389,242	449,668	296,036	179,385	333,073	98,011	33,069
9 Corn harvested for grain.....multiple units reporting..	13,195	7,349	2,998	1,262	1,378	177	31
10 subunits reporting.....	32,400	12,055	7,272	4,067	6,610	1,689	707
11 acres..	397,082	141,249	86,950	52,355	86,658	22,322	7,548
12 bushels..	7,708,310	2,688,734	1,705,551	1,011,671	1,715,466	441,002	145,886
13 Cotton harvested.....multiple units reporting..	12,531	6,784	2,917	1,236	1,382	181	31
14 subunits reporting.....	30,922	10,412	6,790	3,954	7,057	2,017	692
15 acres..	454,819	134,001	93,212	56,925	118,022	37,535	15,124
16 bales..	224,870	62,816	46,122	28,923	59,282	19,651	8,476
17 Tobacco harvested.....multiple units reporting..	5,268	2,793	1,252	552	588	68	15
18 subunits reporting.....	12,110	4,408	2,848	1,658	2,527	511	158
19 acres..	38,324	13,841	8,724	5,033	8,402	1,564	760
20 pounds..	46,451,002	16,593,585	10,923,855	6,215,501	9,686,289	2,033,854	997,918
21 Peanuts harvested for picking or threshing.....multiple units reporting..	369	199	89	32	45	2	2
22 subunits reporting.....	582	247	130	66	121	16	2
23 acres..	4,686	1,891	761	564	1,235	107	128
24 pounds..	3,275,854	1,176,186	414,261	438,698	1,065,949	81,300	99,460
25 Horses and mules.....multiple units reporting..	12,346	6,741	2,850	1,216	1,338	170	31
26 number..	44,812	16,266	9,839	5,777	9,532	2,559	1,039
Landlord-tenant operations containing multiple units:							
27 All subunits including home farm.....number..	51,007	19,393	11,158	6,578	10,266	2,610	1,002
28 Land in all subunits including home farm.....acres..	4,192,432	1,451,066	874,353	550,990	961,667	257,294	97,062
29 Owned by operator of multiple unit.....acres..	3,562,405	1,256,714	742,362	459,611	808,580	207,088	88,050
30 Rented by operator of multiple unit.....acres..	630,027	194,352	131,991	91,379	153,087	50,206	9,012
31 Subunits not included in multiple units.....operators reporting..	4,262	2,048	967	489	629	103	26
32 number..	9,646	3,915	1,885	1,414	1,842	367	223
33 Share tenants.....number..	5,661	2,118	1,155	830	1,174	257	127
34 Other tenants, not croppers nor share tenants.....number..	3,985	1,797	730	584	668	110	96
35 Land in subunits not included in multiple units.....acres..	388,602	142,739	77,580	58,944	81,143	19,428	8,768

Item (For definitions and explanations, see text)	Area 1						
	Total	Number of subunits					
		2	3	4	5 to 9	10 to 19	20 and over
1 Multiple-unit operations.....number..	443	343	55	24	18	3
2 Subunits in multiple-unit operations.....total number..	1,097	686	165	96	106	44
3 Home farms.....number..	410	321	50	18	18	3
4 Cropper farms.....number..	687	365	115	78	88	41
5 Land in multiple-unit operations.....total acres..	86,565	51,193	11,077	10,104	10,468	3,723
6 Home farms.....acres..	62,862	40,234	6,964	6,904	6,307	2,453
7 Cropper farms.....acres..	23,703	10,959	4,113	3,200	4,161	1,270
8 Cropland harvested.....total acres..	25,735	13,751	4,359	3,054	2,743	1,828
9 Corn harvested for grain.....multiple units reporting..	422	323	54	24	18	3
10 subunits reporting.....	843	520	129	71	84	39
11 acres..	7,284	4,258	1,079	855	737	355
12 bushels..	132,397	75,040	19,225	18,480	12,082	7,570
13 Cotton harvested.....multiple units reporting..	373	278	51	23	18	3
14 subunits reporting.....	726	421	114	64	86	41
15 acres..	7,705	4,093	1,404	829	962	417
16 bales..	3,190	1,626	589	352	433	190
17 Tobacco harvested.....multiple units reporting..	11	8	2	1
18 subunits reporting.....	12	8	3	1
19 acres..	6	4	1	1
20 pounds..	6,239	4,849	750	640
21 Peanuts harvested for picking or threshing.....multiple units reporting..	2	2
22 subunits reporting.....	2	2
23 acres..	5	5
24 pounds..	1,700	1,700
25 Horses and mules.....multiple units reporting..	409	314	51	24	17	3
26 number..	1,278	746	190	137	131	74
Landlord-tenant operations containing multiple units:							
27 All subunits including home farm.....number..	1,283	801	192	126	119	45
28 Land in all subunits including home farm.....acres..	97,326	56,589	12,446	13,718	10,775	3,798
29 Owned by operator of multiple unit.....acres..	85,325	51,608	11,511	11,194	8,574	2,438
30 Rented by operator of multiple unit.....acres..	12,001	4,981	935	2,524	2,201	1,360
31 Subunits not included in multiple units.....operators reporting..	102	66	21	9	5	1
32 number..	186	115	27	30	13	1
33 Share tenants.....number..	110	65	14	21	10
34 Other tenants, not croppers nor share tenants.....number..	76	50	13	9	3	1
35 Land in subunits not included in multiple units.....acres..	10,761	5,396	1,369	3,614	307	75

MULTIPLE-UNIT OPERATIONS

Economic Area Table 5.—MULTIPLE-UNIT OPERATIONS, BY NUMBER OF SUBUNITS: CENSUS OF 1950—Continued

[Data for units, land in units, and number of horses and mules relate to April 1, 1950; those for cropland harvested and crops harvested relate to 1949]

Item (For definitions and explanations, see text)		Area 2						
		Total	Number of subunits					
			2	3	4	5 to 9	10 to 19	20 and over
1	Multiple-unit operations.....number..	2,363	1,409	510	192	222	25	5
2	Subunits in multiple-unit operations.....total number..	6,884	2,818	1,530	768	1,328	312	128
3	Home farms.....number..	2,230	1,316	483	186	216	24	5
4	Cropper farms.....number..	4,654	1,502	1,047	582	1,112	288	123
5	Land in multiple-unit operations.....total acres..	549,878	182,669	116,815	66,981	137,106	28,827	17,480
6	Home farms.....acres..	412,623	136,134	87,605	52,238	102,033	20,171	14,442
7	Cropper farms.....acres..	137,255	46,535	29,210	14,743	35,073	8,656	3,038
8	Cropland harvested.....total acres..	228,874	75,767	50,366	28,885	53,891	13,711	6,254
9	Corn harvested for grain.....multiple units reporting..	2,196	1,288	483	187	208	25	5
10	subunits reporting..	4,833	1,959	1,069	571	891	220	123
11	acres..	42,139	16,017	9,196	5,056	8,294	2,430	1,146
12	bushels..	812,351	305,991	184,802	96,132	159,944	41,868	23,614
13	Cotton harvested.....multiple units reporting..	2,186	1,252	496	189	219	25	5
14	subunits reporting..	5,085	1,882	1,130	601	1,058	287	127
15	acres..	74,688	24,319	16,956	8,998	16,904	4,852	2,659
16	bales..	35,923	10,737	8,406	4,617	8,307	2,470	1,386
17	Tobacco harvested.....multiple units reporting..	6	4	1	1
18	subunits reporting..	6	4	1	1
19	acres..	2	2	(1)	(1)
20	pounds..	2,561	1,961	300	300
21	Peanuts harvested for picking or threshing.....multiple units reporting..	11	5	6
22	subunits reporting..	17	5	12
23	acres..	25	2	23
24	pounds..	19,167	1,506	17,661
25	Horses and mules.....multiple units reporting..	2,117	1,222	476	179	211	24	5
26	number..	7,561	2,786	1,620	889	1,664	417	185
Landlord-tenant operations containing multiple units:								
27	All subunits including home farm.....number..	7,866	3,228	1,751	884	1,518	345	140
28	Land in all subunits including home farm.....acres..	595,183	199,978	127,242	73,015	146,526	30,383	18,039
29	Owned by operator of multiple unit.....acres..	520,049	175,285	110,144	61,892	129,095	28,343	15,289
30	Rented by operator of multiple unit.....acres..	75,134	24,692	17,098	11,123	17,431	2,040	2,750
31	Subunits not included in multiple units.....operators reporting..	547	265	126	56	81	15	4
32	number..	982	410	221	116	190	33	12
33	Share tenants.....number..	629	247	143	84	122	26	7
34	Other tenants, not croppers nor share tenants.....number..	353	163	78	32	68	7	5
35	Land in subunits not included in multiple units.....acres..	45,305	17,309	10,427	6,034	9,420	1,556	559

Item (For definitions and explanations, see text)		Area 3						
		Total	Number of subunits					
			2	3	4	5 to 9	10 to 19	20 and over
1	Multiple-unit operations.....number..	1,403	781	337	121	141	21	2
2	Subunits in multiple-unit operations.....total number..	4,235	1,562	1,011	484	881	252	45
3	Home farms.....number..	1,306	718	318	117	132	19	2
4	Cropper farms.....number..	2,929	844	693	367	749	233	43
5	Land in multiple-unit operations.....total acres..	409,377	137,110	98,481	48,210	96,743	24,624	4,209
6	Home farms.....acres..	314,087	109,670	77,675	37,648	71,142	16,264	1,688
7	Cropper farms.....acres..	95,290	27,440	20,806	10,562	25,601	8,360	2,521
8	Cropland harvested.....total acres..	127,900	41,578	29,870	15,559	30,987	8,378	1,528
9	Corn harvested for grain.....multiple units reporting..	1,318	722	317	118	138	21	2
10	subunits reporting..	3,223	1,165	750	370	691	209	38
11	acres..	28,867	9,980	6,636	3,498	6,722	1,794	237
12	bushels..	535,828	184,974	122,838	61,822	128,371	35,087	2,736
13	Cotton harvested.....multiple units reporting..	1,361	745	333	120	140	21	2
14	subunits reporting..	3,417	1,171	796	398	767	241	44
15	acres..	47,358	14,632	10,734	5,447	11,916	3,680	949
16	bales..	27,631	8,404	6,222	3,176	6,997	2,068	764
17	Tobacco harvested.....multiple units reporting..	4	2	1
18	subunits reporting..	4	2	1
19	acres..	8	6	(1)
20	pounds..	7,900	6,400	1,200	300
21	Peanuts harvested for picking or threshing.....multiple units reporting..	7	5	1	1
22	subunits reporting..	8	5	1	2
23	acres..	6	4	1	1
24	pounds..	2,190	1,500	560	130
25	Horses and mules.....multiple units reporting..	1,260	683	306	118	130	21	2
26	number..	4,898	1,717	1,172	576	1,077	320	36
Landlord-tenant operations containing multiple units:								
27	All subunits including home farm.....number..	4,868	1,839	1,159	554	994	276	46
28	Land in all subunits including home farm.....acres..	444,968	148,686	106,907	51,056	107,565	26,521	4,233
29	Owned by operator of multiple unit.....acres..	389,713	132,197	90,954	45,210	95,126	22,273	3,953
30	Rented by operator of multiple unit.....acres..	55,255	16,489	15,953	5,846	12,439	4,248	280
31	Subunits not included in multiple units.....operators reporting..	340	159	83	37	51	9	1
32	number..	633	277	148	70	113	24	1
33	Share tenants.....number..	361	139	85	48	68	20	1
34	Other tenants, not croppers nor share tenants.....number..	272	138	63	22	45	4
35	Land in subunits not included in multiple units.....acres..	35,591	11,576	8,426	2,846	10,822	1,897	24

¹Reported in small fractions.

Economic Area Table 5.—MULTIPLE-UNIT OPERATIONS, BY NUMBER OF SUBUNITS: CENSUS OF 1950—Continued

[Data for units, land in units, and number of horses and mules relate to April 1, 1950; those for cropland harvested and crops harvested relate to 1949]

Item (For definitions and explanations, see text)	Area 4						
	Total	Number of subunits					
		2	3	4	5 to 9	10 to 19	20 and over
1 Multiple-unit operations.....number..	1,216	687	279	106	125	18	1
2 Subunits in multiple-unit operations.....total number..	3,600	1,374	837	424	731	203	31
3 Home farms.....number..	1,173	658	270	104	125	16
4 Cropper farms.....number..	2,427	716	567	320	606	187	31
5 Land in multiple-unit operations.....total acres..	437,208	157,820	100,505	50,361	95,829	31,743	950
6 Home farms.....acres..	376,775	138,995	88,351	42,929	81,133	25,367
7 Cropper farms.....acres..	60,433	18,825	12,154	7,432	14,696	6,376	950
8 Cropland harvested.....total acres..	127,210	43,262	26,750	16,247	30,233	9,987	731
9 Corn harvested for grain.....multiple units reporting..	1,180	664	272	103	123	17	1
10 subunits reporting..	2,866	1,111	663	331	581	150	30
11 acres..	32,799	11,948	7,101	3,709	7,346	2,468	227
12 bushels..	569,572	203,698	123,841	69,631	124,232	45,079	3,091
13 Cotton harvested.....multiple units reporting..	1,163	639	276	104	125	18	1
14 subunits reporting..	2,858	985	656	346	645	196	30
15 acres..	34,962	11,178	7,263	4,247	8,940	2,880	354
16 bales..	22,613	6,871	4,743	2,747	6,103	2,002	147
17 Tobacco harvested.....multiple units reporting..	1	1
18 subunits reporting..	(1)	(1)
19 acres..	118	118
20 pounds..
21 Peanuts harvested for picking or threshing.....multiple units reporting..	22	13	5	3	1
22 subunits reporting..	25	15	6	3	1
23 acres..	19	11	3	4	1
24 pounds..	9,330	5,190	1,880	1,840	420
25 Horses and mules.....multiple units reporting..	1,089	600	252	100	120	16	1
26 number..	3,764	1,424	824	431	815	228	42
Landlord-tenant operations containing multiple units:							
27 All subunits including home farm.....number..	4,418	1,654	1,027	519	880	257	81
28 Land in all subunits including home farm.....acres..	472,163	170,175	108,059	54,968	99,197	36,294	3,470
29 Owned by operator of multiple unit.....acres..	404,475	151,370	95,715	43,076	82,571	28,473	3,070
30 Rented by operator of multiple unit.....acres..	67,688	18,805	12,344	11,892	16,626	7,821	400
31 Subunits not included in multiple units.....operators reporting..	346	154	91	36	52	12	1
32 number..	818	280	190	95	149	54	50
33 Share tenants.....number..	441	143	96	46	103	39	14
34 Other tenants, not croppers nor share tenants.....number..	377	137	94	49	46	15	36
35 Land in subunits not included in multiple units.....acres..	34,955	12,355	7,554	4,607	3,368	4,551	2,520

Item (For definitions and explanations, see text)	Areas 5, A, and B						
	Total	Number of subunits					
		2	3	4	5 to 9	10 to 19	20 and over
1 Multiple-unit operations.....number..	1,109	670	243	91	86	16	3
2 Subunits in multiple-unit operations.....total number..	3,214	1,340	729	364	504	195	82
3 Home farms.....number..	1,033	624	231	83	77	15	3
4 Cropper farms.....number..	2,181	716	498	281	427	180	79
5 Land in multiple-unit operations.....total acres..	410,980	155,030	95,266	46,575	77,241	23,939	12,929
6 Home farms.....acres..	330,919	128,491	78,717	36,877	60,035	15,926	10,873
7 Cropper farms.....acres..	80,061	26,539	16,549	9,698	17,206	8,013	2,056
8 Cropland harvested.....total acres..	136,773	50,289	33,426	15,671	24,388	9,637	3,362
9 Corn harvested for grain.....multiple units reporting..	1,062	634	235	89	85	16	3
10 subunits reporting..	2,434	997	558	267	391	164	57
11 acres..	40,121	15,395	9,823	4,741	6,856	2,615	691
12 bushels..	557,942	214,367	144,268	61,231	96,783	31,683	9,610
13 Cotton harvested.....multiple units reporting..	1,058	628	238	89	84	16	3
14 subunits reporting..	2,494	972	557	305	422	175	63
15 acres..	45,286	15,530	10,261	5,753	8,649	3,905	1,188
16 bales..	22,224	7,659	5,021	2,960	4,103	1,850	631
17 Tobacco harvested.....multiple units reporting..	122	75	23	10	10	3	1
18 subunits reporting..	174	93	40	17	19	4	1
19 acres..	387	202	77	31	66	9	2
20 pounds..	369,042	182,010	81,500	32,800	61,538	9,194	2,000
21 Peanuts harvested for picking or threshing.....multiple units reporting..	67	38	19	4	6
22 subunits reporting..	108	56	27	9
23 acres..	1,144	619	276	131	118
24 pounds..	559,850	307,067	118,423	67,600	66,760
25 Horses and mules.....multiple units reporting..	944	556	211	83	78	13	3
26 number..	3,165	1,288	711	356	546	194	70
Landlord-tenant operations containing multiple units:							
27 All subunits including home farm.....number..	4,087	1,746	935	437	638	236	95
28 Land in all subunits including home farm.....acres..	451,000	171,984	103,419	49,440	85,997	26,722	13,438
29 Owned by operator of multiple unit.....acres..	391,127	150,678	86,335	42,152	76,123	22,539	13,300
30 Rented by operator of multiple unit.....acres..	59,873	21,306	17,084	7,288	9,874	4,183	138
31 Subunits not included in multiple units.....operators reporting..	421	217	100	36	56	10	2
32 number..	873	406	206	73	134	41	13
33 Share tenants.....number..	514	211	121	44	97	30	11
34 Other tenants, not croppers nor share tenants.....number..	359	195	85	29	37	11	2
35 Land in subunits not included in multiple units.....acres..	40,020	16,954	8,153	2,865	8,756	2,783	509

¹ Reported in small fractions.

MULTIPLE-UNIT OPERATIONS

Economic Area Table 5.—MULTIPLE-UNIT OPERATIONS, BY NUMBER OF SUBUNITS: CENSUS OF 1950—Continued

[Data for units, land in units, and number of horses and mules relate to April 1, 1950; those for cropland harvested and crops harvested relate to 1949]

Item (For definitions and explanations, see text)		Area 6						
		Total	Number of subunits					
			2	3	4	5 to 9	10 to 19	20 and over
1	Multiple-unit operations.....number..	3,365	1,621	794	401	471	65	13
2	Subunits in multiple-unit operations.....total number..	11,249	3,242	2,382	1,604	2,848	839	334
3	Home farms.....number..	3,103	1,467	742	378	439	64	13
4	Cropper farms.....number..	8,146	1,775	1,640	1,226	2,409	775	321
5	Land in multiple-unit operations.....total acres..	1,083,341	303,155	205,318	158,160	292,459	91,297	32,952
6	Home farms.....acres..	848,913	247,659	160,430	125,539	222,960	69,579	22,746
7	Cropper farms.....acres..	234,428	55,496	44,888	32,621	69,499	21,718	10,206
8	Cropland harvested.....total acres..	485,391	133,560	96,164	66,993	132,331	40,714	15,629
9	Corn harvested for grain.....multiple units reporting..	3,228	1,531	769	390	464	61	13
10	subunits reporting.....acres..	8,858	2,588	1,912	1,261	2,208	571	318
11	acres..	142,163	43,399	29,920	21,182	35,356	8,996	3,310
12	bushels..	2,728,926	791,966	584,070	405,578	716,335	166,639	64,318
13	Cotton harvested.....multiple units reporting..	3,286	1,555	786	398	469	65	13
14	subunits reporting.....acres..	9,388	2,520	1,953	1,341	2,524	752	298
15	acres..	182,085	45,609	34,400	24,013	53,531	16,817	7,715
16	bales..	88,034	20,766	16,418	11,693	26,070	8,617	4,470
17	Tobacco harvested.....multiple units reporting..	1,509	652	381	196	240	32	8
18	subunits reporting.....acres..	3,434	985	816	534	872	159	68
19	acres..	9,238	2,619	2,164	1,357	2,476	382	240
20	pounds..	10,848,637	2,984,795	2,626,722	1,630,989	2,931,530	435,348	239,253
21	Peanuts harvested for picking or threshing.....multiple units reporting..	144	73	29	14	25	2	1
22	subunits reporting.....acres..	253	87	47	32	70	16	1
23	acres..	2,973	1,067	362	350	961	107	126
24	pounds..	2,248,437	702,933	186,872	318,508	860,764	81,300	98,060
25	Horses and mules.....multiple units reporting..	2,998	1,366	734	374	450	61	13
26	number..	12,709	3,705	2,688	1,699	3,245	845	527
Landlord-tenant operations containing multiple units:								
27	All subunits including home farm.....number..	14,094	4,203	2,873	2,068	3,517	998	435
28	Land in all subunits including home farm.....acres..	1,191,540	338,547	224,507	175,706	317,956	97,864	36,960
29	Owned by operator of multiple unit.....acres..	950,156	267,362	179,361	144,720	251,070	76,116	31,527
30	Rented by operator of multiple unit.....acres..	241,384	71,185	45,146	30,986	66,886	21,748	5,433
31	Subunits not included in multiple units.....operators reporting..	1,153	488	258	146	212	38	11
32	number..	2,845	961	491	464	669	159	101
33	Share tenants.....number..	1,606	497	275	254	420	100	60
34	Other tenants, not croppers nor share tenants.....number..	1,239	464	216	210	249	59	41
35	Land in subunits not included in multiple units.....acres..	108,199	35,392	19,189	17,546	25,497	6,567	4,008

Item (For definitions and explanations, see text)		Area 7						
		Total	Number of subunits					
			2	3	4	5 to 9	10 to 19	20 and over
1	Multiple-unit operations.....number..	3,497	1,977	820	335	326	33	6
2	Subunits in multiple-unit operations.....total number..	10,186	3,954	2,460	1,340	1,923	386	123
3	Home farms.....number..	3,214	1,800	757	312	309	31	5
4	Cropper farms.....number..	6,972	2,154	1,703	1,028	1,614	355	118
5	Land in multiple-unit operations.....total acres..	704,086	249,040	152,676	99,991	157,984	32,471	11,924
6	Home farms.....acres..	545,251	200,058	114,170	77,637	121,031	23,252	9,103
7	Cropper farms.....acres..	158,835	48,982	38,506	22,354	36,953	9,219	2,821
8	Cropland harvested.....total acres..	232,222	77,818	50,689	30,049	55,741	13,667	4,258
9	Corn harvested for grain.....multiple units reporting..	3,461	1,948	817	331	326	33	6
10	subunits reporting.....acres..	8,652	3,321	2,070	1,137	1,684	335	105
11	acres..	91,033	33,236	20,919	11,999	20,079	3,634	1,166
12	bushels..	2,093,683	753,674	474,172	269,653	452,796	112,756	30,632
13	Cotton harvested.....multiple units reporting..	2,843	1,497	700	295	313	32	6
14	subunits reporting.....acres..	6,465	2,198	1,504	840	1,498	324	101
15	acres..	56,871	15,817	11,127	6,799	16,430	4,975	1,723
16	bales..	23,784	6,021	4,443	2,782	7,073	2,453	1,012
17	Tobacco harvested.....multiple units reporting..	3,454	1,940	817	334	324	33	6
18	subunits reporting.....acres..	8,201	3,172	1,934	1,074	1,584	348	89
19	acres..	27,904	10,632	6,331	3,555	5,695	1,173	518
20	pounds..	34,377,583	13,019,677	8,046,917	4,442,849	6,522,163	1,589,312	756,665
21	Peanuts harvested for picking or threshing.....multiple units reporting..	112	59	29	11	12	1
22	subunits reporting.....acres..	165	73	37	22	32	2
23	acres..	509	178	96	79	154	1,400
24	pounds..	431,870	152,980	88,865	50,750	137,875	6
25	Horses and mules.....multiple units reporting..	3,234	1,791	772	318	316	31	6
26	number..	10,532	4,105	2,483	1,393	1,956	467	128
Landlord-tenant operations containing multiple units:								
27	All subunits including home farm.....number..	13,141	5,213	3,017	1,862	2,447	440	162
28	Land in all subunits including home farm.....acres..	808,602	286,993	174,214	120,124	179,948	34,412	12,911
29	Owned by operator of multiple unit.....acres..	701,614	258,725	151,966	98,938	153,168	25,906	12,911
30	Rented by operator of multiple unit.....acres..	106,988	28,268	22,248	21,186	26,780	8,506
31	Subunits not included in multiple units.....operators reporting..	1,218	611	269	156	159	17	6
32	number..	2,955	1,259	557	522	524	54	39
33	Share tenants.....number..	1,886	761	405	322	327	41	9
34	Other tenants, not croppers nor share tenants.....number..	1,069	498	152	200	197	13	9
35	Land in subunits not included in multiple units.....acres..	104,516	37,953	21,538	20,133	21,964	1,941	987

Economic Area Table 5.—MULTIPLE-UNIT OPERATIONS, BY NUMBER OF SUBUNITS: CENSUS OF 1950—Continued

[Data for units, land in units, and number of horses and mules relate to April 1, 1950; those for cropland harvested and crops harvested relate to 1949]

Item (For definitions and explanations, see text)	Areas 8 and C						
	Total	Number of subunits					
		2	3	4	5 to 9	10 to 19	20 and over
1 Multiple-unit operations.....number..	343	251	53	21	16	1	1
2 Subunits in multiple-unit operations.....total number..	896	502	159	84	103	12	36
3 Home farms.....number..	330	239	52	21	16	1	1
4 Cropper farms.....number..	566	263	107	63	87	11	35
5 Land in multiple-unit operations.....total acres..	122,395	72,310	16,635	11,664	12,694	1,242	7,850
6 Home farms.....acres..	107,645	64,106	14,739	9,986	11,064	950	6,800
7 Cropper farms.....acres..	14,750	8,204	1,896	1,678	1,630	292	1,050
8 Cropland harvested.....total acres..	25,137	13,643	4,412	2,927	2,759	89	1,307
9 Corn harvested for grain.....multiple units reporting..	328	239	51	20	16	1	1
10 subunits reporting..	691	394	121	59	80	1	36
11 acres..	12,676	7,016	2,276	1,315	1,268	30	771
12 bushels..	277,611	159,024	52,335	29,144	24,923	300	11,885
13 Cotton harvested.....multiple units reporting..	261	190	37	18	14	1	1
14 subunits reporting..	489	263	80	59	57	1	29
15 acres..	5,864	2,823	967	839	690	9	536
16 bales..	1,471	732	280	196	196	1	66
17 Tobacco harvested.....multiple units reporting..	161	112	27	11	11
18 subunits reporting..	278	144	53	32	49
19 acres..	779	376	149	90	164
20 pounds..	838,922	393,893	166,648	108,563	169,818
21 Peanuts harvested for picking or threshing.....multiple units reporting..	4	4
22 subunits reporting..	4	4
23 acres..	5	5
24 pounds..	3,310	3,310
25 Horses and mules.....multiple units reporting..	295	209	48	20	16	1	1
26 number..	905	495	151	96	98	14	51
Landlord-tenant operations containing multiple units:							
27 All subunits including home farm.....number..	1,250	709	204	128	153	13	43
28 Land in all subunits including home farm.....acres..	131,650	78,114	17,559	12,963	13,703	1,300	8,011
29 Owned by operator of multiple unit.....acres..	119,946	69,288	16,376	12,429	12,853	1,000	8,000
30 Rented by operator of multiple unit.....acres..	11,704	8,826	1,183	534	850	300	11
31 Subunits not included in multiple units.....operators reporting..	135	88	19	13	13	1	1
32 number..	354	207	45	44	50	1	7
33 Share tenants.....number..	114	55	16	11	27	1	4
34 Other tenants, not croppers nor share tenants.....number..	240	152	29	33	23	3
35 Land in subunits not included in multiple units.....acres..	9,255	5,804	924	1,299	1,009	58	161

MULTIPLE-UNIT OPERATIONS

Economic Area Table 6.—MULTIPLE-UNIT OPERATIONS, BY KIND OF TENANTS IN LANDLORD-TENANT OPERATION: CENSUS OF 1950

[Data for units, land in units, and number of horses and mules relate to April 1, 1950; those for cropland harvested and crops harvested relate to 1949]

Item (For definitions and explanations, see text)	The State				Area 1			
	Total	Kind of tenant in landlord-tenant operation			Total	Kind of tenant in landlord-tenant operation		
		Croppers only	Croppers, share, and/or other tenants only	Croppers and tenants other than share tenants only		Croppers only	Croppers, share, and/or other tenants only	Croppers and tenants other than share tenants only
1 Multiple-unit operations.....number..	13,739	9,477	2,786	1,476	443	341	67	35
2 Subunits in multiple-unit operations.....total number..	41,361	26,675	10,284	4,402	1,097	818	179	100
3 Home farms.....number..	12,799	8,851	2,565	1,383	410	321	57	32
4 Cropper farms.....number..	28,562	17,824	7,719	3,019	687	497	122	68
5 Land in multiple-unit operations.....total acres..	3,803,830	1,954,600	1,340,789	508,441	86,565	57,470	20,868	8,227
6 Home farms.....acres..	2,999,075	1,473,185	1,107,884	418,006	62,862	43,001	14,328	5,533
7 Cropper farms.....acres..	804,755	481,415	232,905	90,435	23,703	14,469	6,540	2,694
8 Cropland harvested.....total acres..	1,389,242	819,615	415,242	154,385	25,735	19,470	4,232	2,033
9 Corn harvested for grain.....multiple units reporting..	13,195	9,098	2,688	1,409	422	325	64	33
10 subunits reporting..	32,400	21,075	7,964	3,361	843	638	133	72
11 acres..	397,082	240,637	111,618	44,827	7,284	5,285	1,344	655
12 bushels..	7,708,310	4,707,190	2,165,487	835,633	132,397	94,765	25,139	12,493
13 Cotton harvested.....multiple units reporting..	12,531	8,650	2,570	1,311	373	286	61	26
14 subunits reporting..	30,922	19,948	7,829	3,145	726	551	120	55
15 acres..	454,819	272,602	134,103	48,114	7,705	5,861	1,300	544
16 bales..	224,870	135,287	67,364	22,219	3,190	2,450	500	240
17 Tobacco harvested.....multiple units reporting..	5,268	3,474	1,294	500	11	9	1	1
18 subunits reporting..	12,110	7,719	3,342	1,049	12	10	1	1
19 acres..	38,324	23,635	11,473	3,216	6	5	1	(1)
20 pounds..	46,451,002	28,830,930	13,743,023	3,877,049	6,239	5,399	640	200
21 Peanuts harvested for picking or threshing...multiple units reporting..	369	228	96	45	2	1	1
22 subunits reporting..	582	342	172	68	2	1	1
23 acres..	4,686	2,074	1,927	685	5	4	1
24 pounds..	3,275,854	1,571,527	1,406,041	298,286	1,700	1,200	500
25 Horses and mules.....multiple units reporting..	12,346	8,616	2,463	1,267	409	316	61	32
26 number..	44,812	27,748	12,293	4,771	1,278	919	249	110
Landlord-tenant operations containing multiple units:								
27 All subunits including home farm.....number..	51,007	26,675	17,637	6,695	1,283	818	326	139
28 Land in all subunits including home farm.....acres..	4,192,432	1,954,600	1,649,092	588,740	97,326	57,470	30,141	9,715
29 Owned by operator of multiple unit.....acres..	3,562,405	1,630,153	1,423,794	508,458	85,325	49,454	26,309	9,562
30 Rented by operator of multiple unit.....acres..	630,027	324,447	225,298	80,282	12,001	8,016	3,832	153
31 Subunits not included in multiple units.....operators reporting..	4,262	2,786	1,476	102	67	25
32 number..	9,646	7,353	2,293	186	147	39
33 Share tenants.....number..	5,661	5,661	110	110
34 Other tenants, not croppers nor share tenants.....number..	3,985	1,692	2,293	76	37	39
35 Land in subunits not included in multiple units.....acres..	388,602	308,303	80,299	10,761	9,273	1,488

Item (For definitions and explanations, see text)	Area 2				Area 3			
	Total	Kind of tenant in landlord-tenant operation			Total	Kind of tenant in landlord-tenant operation		
		Croppers only	Croppers, share, and/or other tenants only	Croppers and tenants other than share tenants only		Croppers only	Croppers, share, and/or other tenants only	Croppers and tenants other than share tenants only
1 Multiple-unit operations.....number..	2,363	1,816	348	199	1,403	1,063	213	127
2 Subunits in multiple-unit operations.....total number..	6,884	4,955	1,299	630	4,233	3,058	791	386
3 Home farms.....number..	2,230	1,722	324	184	1,306	995	189	122
4 Cropper farms.....number..	4,654	3,233	975	446	2,929	2,063	602	264
5 Land in multiple-unit operations.....total acres..	549,878	336,539	146,667	66,672	409,377	260,018	102,847	46,512
6 Home farms.....acres..	412,623	246,568	114,259	51,796	314,077	198,617	77,781	37,689
7 Cropper farms.....acres..	137,255	89,971	32,408	14,876	95,290	61,401	25,066	8,823
8 Cropland harvested.....total acres..	228,874	152,602	53,714	22,558	127,900	88,154	28,668	11,078
9 Corn harvested for grain.....multiple units reporting..	2,196	1,687	324	185	1,318	997	202	119
10 subunits reporting..	4,833	3,478	938	417	3,223	2,352	587	284
11 acres..	42,139	28,875	9,259	4,005	28,867	20,524	5,988	2,355
12 bushels..	812,351	549,496	181,791	81,064	535,828	391,036	98,854	45,938
13 Cotton harvested.....multiple units reporting..	2,186	1,677	331	178	1,361	1,037	204	120
14 subunits reporting..	5,085	3,619	1,002	464	3,417	2,481	641	295
15 acres..	74,688	51,670	16,193	6,825	47,358	33,279	10,258	3,821
16 bales..	35,923	24,736	7,710	3,477	27,631	19,564	5,989	2,078
17 Tobacco harvested.....multiple units reporting..	6	4	2
18 subunits reporting..	6	4	2
19 acres..	2	8	5
20 pounds..	2,561	2,561	7,900	2,600	5,300
21 Peanuts harvested for picking or threshing...multiple units reporting..	11	8	2	1	7	6	1
22 subunits reporting..	17	12	3	2	8	7	1
23 acres..	25	8	15	2	6	5	1
24 pounds..	19,167	2,151	16,200	816	2,190	2,065	125
25 Horses and mules.....multiple units reporting..	2,117	1,640	306	171	1,260	959	190	111
26 number..	7,561	5,166	1,680	715	4,898	3,415	997	486
Landlord-tenant operations containing multiple units:								
27 All subunits including home farm.....number..	7,866	4,955	2,020	891	4,868	3,058	1,257	553
28 Land in all subunits including home farm.....acres..	595,183	336,539	182,501	76,143	444,968	260,018	130,688	54,262
29 Owned by operator of multiple unit.....acres..	520,049	288,193	166,822	65,034	389,713	224,998	117,512	47,203
30 Rented by operator of multiple unit.....acres..	75,134	48,346	15,679	11,109	55,255	35,020	13,176	7,059
31 Subunits not included in multiple units.....operators reporting..	547	348	199	340	213	127
32 number..	982	721	261	633	466	167
33 Share tenants.....number..	629	629	361	361
34 Other tenants, not croppers nor share tenants.....number..	353	92	261	272	105	167
35 Land in subunits not included in multiple units.....acres..	45,305	35,834	9,471	35,591	27,841	7,750

1 Reported in small fractions.

SOUTH CAROLINA

Economic Area Table 6.—MULTIPLE-UNIT OPERATIONS, BY KIND OF TENANTS IN LANDLORD-TENANT OPERATION: CENSUS OF 1950—Continued

[Data for units, land in units, and number of horses and mules relate to April 1, 1950; those for cropland harvested and crops harvested relate to 1949]

Item (For definitions and explanations, see text)	Area 4				Areas 5, A, and B			
	Total	Kind of tenant in landlord-tenant operation			Total	Kind of tenant in landlord-tenant operation		
		Croppers only	Croppers, share, and/or other tenants only	Croppers and tenants other than share tenants only		Croppers only	Croppers, share, and/or other tenants only	Croppers and tenants other than share tenants only
1 Multiple-unit operations.....number..	1,216	870	217	129	1,109	688	263	158
2 Subunits in multiple-unit operations.....total number..	3,600	2,392	822	386	3,214	1,840	935	439
3 Home farms.....number..	1,173	842	204	127	1,033	646	241	146
4 Cropper farms.....number..	2,427	1,550	618	259	2,181	1,194	694	293
5 Land in multiple-unit operations.....total acres..	437,208	219,678	155,898	61,632	410,980	191,037	161,481	58,462
6 Home farms.....acres..	376,775	182,563	140,704	53,508	330,919	148,836	134,129	47,954
7 Cropper farms.....acres..	60,433	37,115	15,194	8,124	80,061	42,201	27,352	10,508
8 Cropland harvested.....total acres..	127,210	76,037	37,657	13,516	136,773	69,654	47,880	19,239
9 Corn harvested for grain.....multiple units reporting..	1,180	844	209	127	1,062	661	251	150
10 subunits reporting.....	2,866	1,931	626	309	2,434	1,394	704	336
11 acres..	32,799	20,632	8,483	3,684	40,121	21,682	13,436	5,003
12 bushels..	569,572	362,659	143,454	63,459	557,942	301,151	183,341	73,540
13 Cotton harvested.....multiple units reporting..	1,163	831	210	122	1,058	654	259	145
14 subunits reporting.....	2,858	1,874	685	299	2,494	1,418	754	322
15 acres..	34,962	21,259	10,120	3,583	45,286	24,484	15,089	5,713
16 bales..	22,613	13,748	6,708	2,157	22,224	11,770	7,661	2,793
17 Tobacco harvested.....multiple units reporting..	1	1	122	82	26	14
18 subunits reporting.....	(1)	(1)	174	115	41	18
19 acres..	387	255	90	42
20 pounds..	118	118	369,042	234,058	92,884	42,100
21 Peanuts harvested for picking or threshing...multiple units reporting..	22	18	1	3	67	40	17	10
22 subunits reporting.....	25	20	1	4	108	61	33	14
23 acres..	19	15	1	3	1,144	593	369	182
24 pounds..	9,330	7,015	340	1,975	559,850	318,825	200,260	40,765
25 Horses and mules.....multiple units reporting..	1,089	788	184	117	944	594	225	125
26 number..	3,764	2,346	968	450	3,165	1,773	1,008	384
Landlord-tenant operations containing multiple units:								
27 All subunits including home farm.....number..	4,418	2,392	1,451	575	4,087	1,840	1,579	668
28 Land in all subunits including home farm.....acres..	472,163	219,678	184,146	68,339	451,000	191,037	193,653	66,310
29 Owned by operator of multiple unit.....acres..	404,475	184,058	160,190	60,227	391,127	161,904	170,370	58,853
30 Rented by operator of multiple unit.....acres..	67,688	35,620	23,956	8,112	59,873	29,133	23,283	7,457
31 Subunits not included in multiple units.....operators reporting..	346	217	129	421	263	158
32 number..	818	629	189	873	644	229
33 Share tenants.....number..	441	441	514	514
34 Other tenants, not croppers nor share tenants.....number..	377	188	189	359	130	229
35 Land in subunits not included in multiple units.....acres..	24,955	28,248	6,707	40,020	32,172	7,848

Item (For definitions and explanations, see text)	Area 6				Area 7			
	Total	Kind of tenant in landlord-tenant operation			Total	Kind of tenant in landlord-tenant operation		
		Croppers only	Croppers, share, and/or other tenants only	Croppers and tenants other than share tenants only		Croppers only	Croppers, share, and/or other tenants only	Croppers and tenants other than share tenants only
1 Multiple-unit operations.....number..	3,365	2,212	731	422	3,497	2,279	888	330
2 Subunits in multiple-unit operations.....total number..	11,249	6,862	3,038	1,349	6,273	2,995	918	418
3 Home farms.....number..	3,103	2,026	682	395	3,214	2,100	811	303
4 Cropper farms.....number..	8,146	4,836	2,356	954	6,972	4,173	2,184	615
5 Land in multiple-unit operations.....total acres..	1,083,341	521,468	398,230	163,643	704,086	323,998	310,379	69,709
6 Home farms.....acres..	848,913	385,373	327,837	135,703	545,251	232,441	258,200	54,610
7 Cropper farms.....acres..	234,428	136,095	70,393	27,940	158,835	91,557	52,179	15,099
8 Cropland harvested.....total acres..	485,391	266,716	157,285	61,390	232,222	134,239	79,156	18,827
9 Corn harvested for grain.....multiple units reporting..	3,228	2,122	705	401	3,461	2,261	875	325
10 subunits reporting.....	8,858	5,441	2,385	1,032	8,652	5,459	2,418	775
11 acres..	142,163	82,384	41,028	18,751	91,033	54,407	28,866	7,760
12 bushels..	2,728,926	1,595,772	804,817	328,337	2,093,683	1,257,326	659,979	176,378
13 Cotton harvested.....multiple units reporting..	3,286	2,166	722	398	2,843	1,843	736	264
14 subunits reporting.....	9,388	5,749	2,576	1,063	6,465	4,003	1,919	543
15 acres..	182,085	101,238	58,371	22,476	56,871	31,892	21,054	3,925
16 bales..	88,034	48,846	29,395	9,793	23,784	13,349	9,035	1,400
17 Tobacco harvested.....multiple units reporting..	1,509	1,012	368	129	3,454	2,267	868	319
18 subunits reporting.....	3,434	2,212	952	270	8,201	5,230	2,275	696
19 acres..	9,238	5,939	2,585	714	27,904	17,034	8,588	2,282
20 pounds..	10,848,637	6,969,457	3,055,256	823,924	34,377,583	21,188,723	10,366,708	2,822,152
21 Peanuts harvested for picking or threshing...multiple units reporting..	144	77	44	23	112	75	30	7
22 subunits reporting.....	253	130	84	39	165	108	49	8
23 acres..	2,973	1,144	1,361	468	509	301	179	29
24 pounds..	2,248,437	931,203	1,084,279	232,955	431,870	306,468	103,752	21,650
25 Horses and mules.....multiple units reporting..	2,998	1,994	651	353	3,234	2,149	792	293
26 number..	12,709	7,373	3,845	1,491	10,532	6,315	3,280	937
Landlord-tenant operations containing multiple units:								
27 All subunits including home farm.....number..	14,094	6,862	5,168	2,064	13,141	6,273	5,425	1,443
28 Land in all subunits including home farm.....acres..	1,191,540	521,468	477,553	192,519	808,602	323,998	399,902	84,702
29 Owned by operator of multiple unit.....acres..	950,156	408,052	385,460	159,644	701,614	275,506	349,024	77,084
30 Rented by operator of multiple unit.....acres..	241,384	116,416	92,093	32,875	106,988	48,492	50,878	7,618
31 Subunits not included in multiple units.....operators reporting..	1,153	731	422	1,218	888	330
32 number..	2,845	2,130	715	2,955	2,430	525
33 Share tenants.....number..	1,606	1,606	1,886	1,886
34 Other tenants, not croppers nor share tenants.....number..	1,239	524	715	1,069	544	525
35 Land in subunits not included in multiple units.....acres..	108,199	79,323	28,876	104,516	89,523	14,993

¹Reported in small fractions.

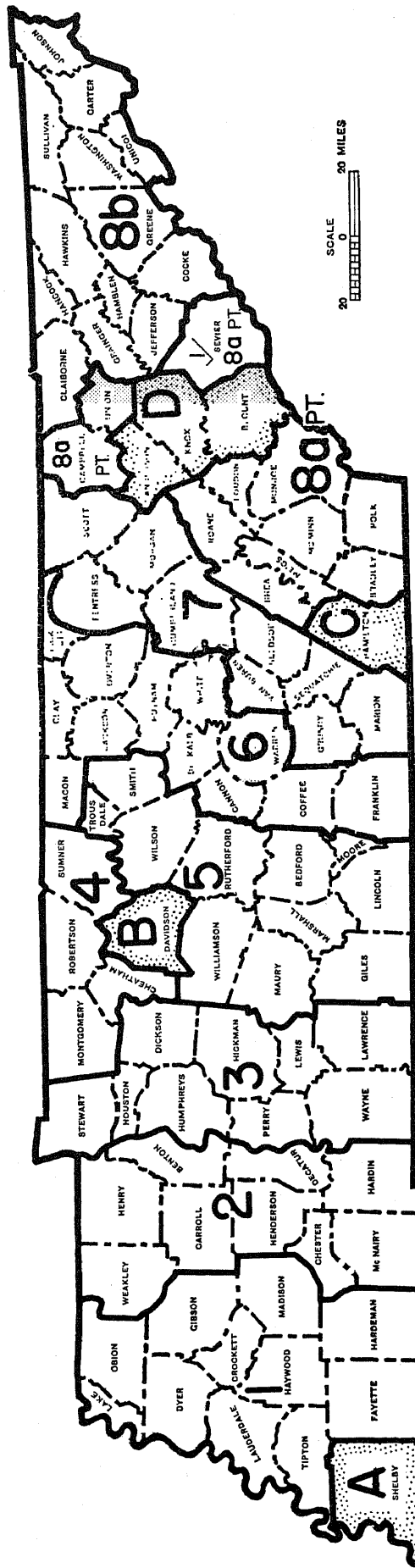
MULTIPLE-UNIT OPERATIONS

Economic Area Table 6.—MULTIPLE-UNIT OPERATIONS, BY KIND OF TENANTS IN LANDLORD-TENANT OPERATION:
CENSUS OF 1950—Continued

[Data for units, land in units, and number of horses and mules relate to April 1, 1950; those for cropland harvested and crops harvested relate to 1949]

Item (For definitions and explanations, see text)	Areas B and C			
	Total	Kind of tenant in landlord-tenant operation		
		Croppers only	Croppers, share, and/or other tenants only	Croppers and tenants other than share tenants only
1 Multiple-unit operations.....number..	343	208	59	76
2 Subunits in multiple-unit operations.....total number..	896	477	225	194
3 Home farms.....number..	330	199	57	74
4 Cropper farms.....number..	566	278	168	120
5 Land in multiple-unit operations.....total acres..	122,395	44,392	44,419	33,584
6 Home farms.....acres..	107,645	35,786	40,646	31,213
7 Cropper farms.....acres..	14,750	8,606	3,773	2,371
8 Cropland harvested.....total acres..	25,137	12,743	6,650	5,744
9 Corn harvested for grain.....multiple units reporting..	328	201	58	69
10 subunits reporting..	691	382	173	136
11 acres..	12,676	6,848	3,214	2,614
12 bushels..	277,611	154,985	68,112	54,514
13 Cotton harvested.....multiple units reporting..	261	156	47	58
14 subunits reporting..	489	253	132	104
15 acres..	5,864	2,919	1,718	1,227
16 bales..	1,471	824	366	281
17 Tobacco harvested.....multiple units reporting..	161	95	31	35
18 subunits reporting..	278	143	73	62
19 acres..	779	397	209	173
20 pounds..	836,922	428,014	227,535	183,373
21 Peanuts harvested for picking or threshing...multiple units reporting..	4	3	1
22 subunits reporting..	4	3	1
23 acres..	5	4	1
24 pounds..	3,310	2,600	710
25 Horses and mules.....multiple units reporting..	295	176	54	65
26 number..	905	441	266	198
Landlord-tenant operations containing multiple units:				
27 All subunits including home farm.....number..	1,250	477	411	362
28 Land in all subunits including home farm.....acres..	131,650	44,392	50,508	36,750
29 Owned by operator of multiple unit.....acres..	119,946	40,988	48,107	30,851
30 Rented by operator of multiple unit.....acres..	11,704	3,404	2,401	5,899
31 Subunits not included in multiple units.....operators reporting..	135	59	76
32 number..	354	186	168
33 Share tenants.....number..	114	114
34 Other tenants, not croppers nor share tenants.....number..	240	72	168
35 Land in subunits not included in multiple units.....acres..	9,255	6,089	3,166

TENNESSEE State Economic Areas



LEGEND

- METROPOLITAN STATE ECONOMIC AREA
- NONMETROPOLITAN STATE ECONOMIC AREA
- NOT IN MULTIPLE-UNIT AREA

✓ SEVIER COUNTY INCLUDED IN AREA 8b FOR THE PRESENTATION OF STATISTICS BY ECONOMIC AREAS.

CENSUS OF 1950

April 1, 1950; those for cropland harvested and crops harvested relate to 1949]

Table with 17 columns representing counties: Cooke, Coffee, Crockett, Davidson, Decatur, De Kalb, Dickson, Dyer, Fayette, Franklin, Gibson, Giles, Grainger, Greene, Hamblen, Jackson, Jefferson, Johnson, Lake, Lauderdale, Lawrence, Lewis, Lincoln, McNairy, Macon, Madison, Marshall, Maury, Montgomery, Moore, Obion. Each cell contains numerical data representing population or agricultural statistics.

MULTIPLE-UNIT OPERATIONS

County Table 1.—MULTIPLE-UNIT OPERATIONS: CENSUS OF 1950—Continued

[Data for farm units, land in farms, and number of horses and mules relate to April 1, 1950; those for cropland harvested and crops harvested relate to 1949]

Item (For definitions and explanations, see text)	Overton	Perry	Pickett	Putnam	Robertson	Rutherford	Sevier	Shelby	Smith	Stewart
1 All farms.....number..	2,650	894	884	2,944	3,205	3,672	3,148	6,037	2,690	1,365
2 Land in farms.....acres..	198,238	167,589	61,038	204,440	289,977	356,492	205,290	367,058	201,909	161,020
3 Cropland harvested.....acres..	48,906	21,985	15,408	49,404	119,188	110,728	50,448	146,819	54,261	31,509
4 Corn harvested for grain.....farms reporting..	2,083	590	644	2,075	2,517	2,292	2,123	2,395	1,856	1,005
5 ..acres..	22,088	13,849	5,954	23,464	42,001	38,399	17,092	35,611	27,319	20,766
6 ..bushels..	611,325	377,015	201,917	646,289	1,552,228	1,233,746	560,823	733,751	909,821	468,884
7 Cotton harvested.....farms reporting..	70	1	1,017	4,389	2
8 ..acres..	397	9	6,424	74,279	6
9 ..bales..	164	6	4,962	41,864	3
10 Tobacco harvested.....acres..	209	(¹)	359	1,091	11,760	302	1,922	3,121	2,170
11 ..pounds..	249,065	250	544,894	1,339,907	16,666,458	339,798	2,148,304	3,536,231	2,277,503
12 Peanuts harvested for picking or threshing....farms reporting..	111	5	6	49	1	26
13 ..acres..	636	(¹)	6	19	(¹)	16
14 ..pounds..	553,087	1,055	2,770	1,106	12,034	40	8,185
15 Horses and mules.....farms reporting..	1,776	538	564	1,837	1,937	2,265	1,947	3,606	1,847	901
16 ..number..	3,785	1,204	1,148	4,030	5,001	7,196	3,672	11,242	4,884	2,162
17 Multiple-unit operations.....number..	79	26	44	151	486	377	234	481	210	116
18 Subunits in multiple-unit operations.....number..	170	60	90	329	1,207	907	510	1,554	491	266
19 Home farms.....number..	78	26	44	151	474	371	229	446	206	113
20 Cropper farms.....number..	92	34	46	178	733	536	281	1,108	285	153
21 Land owned by landlord.....acres..	15,385	15,781	8,519	26,243	101,515	88,984	34,303	82,018	41,874	36,284
22 Land rented from others by landlord.....acres..	216	680	451	1,259	19,253	14,840	5,132	41,512	4,977	4,074
23 Land in units.....acres..	14,694	16,342	8,646	26,195	115,112	98,581	37,924	103,013	41,383	39,547
24 Home farms.....acres..	12,658	15,371	7,641	21,594	92,329	81,759	29,789	78,289	33,093	35,045
25 Cropper farms.....acres..	2,036	971	1,005	4,601	22,783	16,822	8,135	24,724	8,290	4,502
26 Cropland harvested.....acres..	3,157	1,903	1,731	6,350	47,568	38,417	12,077	45,852	11,949	6,907
27 Corn harvested for grain.....units reporting..	76	25	39	143	468	357	204	415	190	114
28 ..subunits reporting..	109	44	55	225	823	622	296	950	320	205
29 ..acres..	1,335	1,241	637	3,257	15,810	12,262	3,538	10,985	6,380	4,377
30 ..bushels..	43,210	36,496	27,150	103,618	610,376	412,458	129,894	227,502	211,317	98,931
31 Cotton harvested.....units reporting..	4	209	461
32 ..subunits reporting..	9	331	1,281
33 ..acres..	58	2,464	22,621
34 ..bales..	28	2,123	15,148
35 Tobacco harvested.....units reporting..	20	30	123	474	39	205	195	113
36 ..subunits reporting..	24	38	174	849	58	288	324	197
37 ..acres..	15	71	169	4,424	58	298	544	612
38 ..pounds..	20,406	60,323	210,872	6,515,636	69,300	365,037	621,727	758,290
39 Peanuts harvested for picking or threshing....units reporting..	2	1
40 ..subunits reporting..	2	2
41 ..acres..	6
42 ..pounds..	6,500	800
43 Horses and mules.....units reporting..	70	20	32	125	420	329	196	423	177	111
44 ..number..	185	65	78	358	1,481	1,646	547	2,469	691	372
45 Farms not in multiple units.....number..	2,480	834	794	2,615	1,998	2,765	2,638	4,483	2,199	1,099
46 Land in farms.....acres..	183,544	151,247	52,392	178,245	174,865	257,911	167,366	264,045	160,526	121,473

¹Reported in small fractions.

County Table 1. MULTIPLE-UNIT OPERATIONS: CENSUS OF 1950—Continued

[Data for farm units, land in farms, and number of horses and mules relate to April 1, 1950; those for cropland harvested and crops harvested relate to 1949]

Item (For definitions and explanations, see text)		Sullivan	Sumner	Tipton	Trousdale	Unicoi	Wash- ington	Wayne	Weakley	William- son	Wilson
1	All farms.....number..	3,592	4,354	4,100	969	926	3,683	1,761	4,254	2,979	3,372
2	Land in farms.....acres..	181,832	321,675	230,388	69,678	39,922	170,624	237,170	332,807	327,259	333,391
3	Cropland harvested.....acres..	55,379	103,906	123,568	23,015	7,567	63,708	39,145	126,633	95,496	91,800
4	Corn harvested for grain.....farms reporting..	2,267	2,798	2,858	627	670	2,322	1,334	3,173	1,799	1,953
5	acres..	14,410	33,330	33,089	10,766	2,172	14,488	20,534	60,590	27,233	32,038
6	bushels..	574,936	1,016,162	735,025	358,434	63,939	596,811	480,937	1,474,104	818,367	1,072,584
7	Cotton harvested.....farms reporting..	3,606	833	1,833	58	20
8	acres..	63,546	6,454	13,497	160	117
9	bales..	51,113	2,361	9,921	80	45
10	Tobacco harvested.....acres..	1,776	5,710	1,634	491	2,964	(¹)	1,113	2,833	1,538
11	Peanuts harvested for picking or threshing....farms reporting..	2,496,741	6,620,034	1,626,914	589,932	3,595,762	10	1,214,709	3,191,210	1,857,665
12	acres..	1	2	122	30	14
13	pounds..	(¹)	2	87	13	5
14	acres..	2,412	564	82,153	4,294	3,399
15	Horses and mules.....farms reporting..	1,892	2,827	2,335	563	477	1,878	1,241	2,943	2,043	2,234
16	number..	4,018	6,913	7,346	1,586	737	4,145	2,516	6,821	7,168	6,217
17	Multiple-unit operations.....number..	185	406	574	179	35	288	55	177	290	312
18	Subunits in multiple-unit operations.....number..	398	898	1,708	429	71	627	125	393	675	674
19	Home farms.....number..	184	401	531	179	33	285	55	171	287	310
20	Cropper farms.....number..	214	497	1,177	250	38	342	70	222	388	364
21	Land owned by landlord.....acres..	27,004	65,876	76,359	29,762	3,197	35,247	24,436	30,066	57,296	63,003
22	Land rented from others by landlord.....acres..	2,576	8,626	44,011	4,551	20	2,298	3,848	6,263	18,583	8,110
23	Land in units.....acres..	28,704	70,856	104,645	32,040	3,212	37,455	27,525	33,522	71,157	67,575
24	Home farms.....acres..	23,837	60,446	81,471	26,479	2,531	31,176	25,380	24,205	60,565	55,319
25	Cropper farms.....acres..	4,867	10,410	23,174	5,561	681	6,279	1,645	9,317	10,592	12,256
26	Cropland harvested.....acres..	8,545	24,461	57,408	11,005	825	14,618	3,993	12,720	24,864	19,858
27	Corn harvested for grain.....units reporting..	160	314	511	163	32	241	51	158	219	265
28	subunits reporting..	229	440	1,074	271	49	332	89	263	343	383
29	acres..	2,286	6,601	14,162	4,823	179	2,844	1,902	5,378	6,166	7,467
30	bushels..	99,515	220,381	332,573	172,335	6,728	130,064	57,728	146,776	200,079	258,532
31	Cotton harvested.....units reporting..	558	36	122	16	3
32	subunits reporting..	1,477	65	198	22	5
33	acres..	27,330	555	1,914	66	23
34	bales..	22,537	253	1,549	39	10
35	Tobacco harvested.....units reporting..	165	385	175	32	269	44	257	254
36	subunits reporting..	230	567	310	46	362	65	401	346
37	acres..	257	1,268	683	44	551	158	870	412
38	pounds..	321,651	1,526,553	717,256	59,706	712,922	169,322	996,304	498,233
39	Peanuts harvested for picking or threshing....units reporting..	2
40	subunits reporting..	2
41	acres..	5
42	pounds..	9,640
43	Horses and mules.....units reporting..	145	330	430	164	23	224	49	148	254	267
44	number..	449	1,144	2,132	604	48	656	144	431	1,089	974
45	Farms not in multiple units.....number..	3,194	3,456	2,392	540	855	3,056	1,636	3,861	2,304	2,698
46	Land in farms.....acres..	153,128	250,819	125,743	37,638	36,710	133,169	210,145	299,285	256,102	265,816

¹ Reported in small fractions.

BY SIZE OF UNIT: CENSUS OF 1950

those for cropland harvested and crops harvested relate to 1949]

Table with columns for 'Size of unit—Con.', 'Total', and 'Size of unit' (under 30, 30 to 49, 50 to 69, 70 to 99, 100 to 139, 140 to 179, 180 to 219, 220 to 259, 260 to 499, 500 to 999, 1,000 acres and over). It is divided into 'Total, selected areas—Continued', 'Areas 1 and A', 'Area 2—Continued', and 'Area 3'. Rows list acreage counts for various unit sizes, with a rightmost column for row indices 1 through 39.

BY SIZE OF UNIT: CENSUS OF 1950—Continued
those for cropland harvested and crops harvested relate to 1949]

Table with columns: Area 4—Continued (Size of unit—Con.), Areas 5 and B (Size of unit), Area 6 (part)—Continued (Size of unit—Con.), Area 6b1 (Size of unit). Rows contain acreage data categorized by unit size and total acreage.

MULTIPLE-UNIT OPERATIONS

Economic Area Table 2.—MULTIPLE-UNIT OPERATIONS, BY COLOR

[Data for units, land in units, and number of horses and mules relate to April 1, 1950;

Main data table with 2 columns: 'Total, selected areas' and 'Area 2'. Each column has sub-headers for 'All operators', 'Full owners', 'Part owners', and 'Managers'. Data rows include 'Multiple-unit operations', 'Land in multiple-unit operations', 'Corn harvested', etc., with values for 'Total', 'White', and 'Non-white' categories.

*Not available.

AND TENURE OF OPERATOR: CENSUS OF 1950

those for cropland harvested and crops harvested relate to 1949]

Table with columns for 'Total, selected areas-Continued', 'Color and tenure of operator-Con.', 'Tenants', 'All operators', 'Full owners', 'Part owners', 'Managers', and 'Tenants'. It contains multiple rows of numerical data representing census statistics.

Economic Area Table 3.—MULTIPLE-UNIT OPERATIONS, BY TYPE OF FARM: CENSUS OF 1950—Continued

[Data for units, land in units, and number of horses and mules relate to April 1, 1950; those for cropland harvested and crops harvested relate to 1949]

Item (For definitions and explanations, see text)	Area 2								
	Total	Type of farm							
		Cotton	Tobacco	Peanut	Cotton and tobacco	Cotton and peanut	Tobacco and peanut	Cotton, tobacco, and peanut	Miscellaneous
1 Multiple-unit operations..... number..	1,018	741	66	34	4	173
2 Subunits in multiple-unit operations..... total number..	2,310	1,708	140	75	8	379
3 Home farms..... number..	988	719	62	33	4	170
4 Cropper farms..... number..	1,322	989	78	42	4	209
5 Land in multiple-unit operations..... total acres..	236,202	167,918	11,993	6,495	582	49,214
6 Home farms..... acres..	192,209	137,517	7,799	5,373	481	41,039
7 Cropper farms..... acres..	43,993	30,401	4,194	1,122	101	8,175
8 Cropland harvested..... total acres..	73,497	51,197	4,309	2,540	117	15,334
9 Corn harvested for grain..... multiple units reporting..	942	692	64	32	4	150
10 subunits reporting..	1,636	1,206	115	58	7	250
11 acres..	28,438	18,533	2,281	1,027	69	6,528
12 bushels..	708,883	434,982	69,689	32,128	1,735	170,349
13 Cotton harvested..... multiple units reporting..	877	741	12	34	4	86
14 subunits reporting..	1,953	1,369	13	53	5	113
15 acres..	19,527	18,578	28	288	22	611
16 bales..	12,976	12,257	31	257	12	419
17 Tobacco harvested..... multiple units reporting..	124	1	66	34	23
18 subunits reporting..	169	1	95	45	28
19 acres..	394	1	261	101	31
20 pounds..	475,019	1,400	315,130	118,210	40,279
21 Peanuts harvested for picking or threshing..... multiple units reporting..	6	1	4	1
22 subunits reporting..	6	1	4	1
23 acres..	19	1	10	8
24 pounds..	9,452	400	4,852	4,200
25 Horses and mules..... multiple units reporting..	884	651	60	33	4	136
26 number..	2,918	2,228	188	94	9	399
Landlord-tenant operations containing multiple units:									
27 All subunits including home farm..... number..	2,862	2,083	155	86	8	530
28 Land in all subunits including home farm..... acres..	259,810	184,073	12,740	6,775	582	55,640
29 Owned by operator of multiple unit..... acres..	229,217	162,350	12,094	5,912	560	48,301
30 Rented by operator of multiple unit..... acres..	30,593	21,723	646	863	22	7,339
31 Subunits not included in multiple units..... operators reporting..	284	200	12	9	63
32 number..	552	375	15	11	151
33 Share tenants..... number..	336	232	5	2	97
34 Other tenants, not croppers nor share tenants..... number..	216	143	10	9	54
35 Land in subunits not included in multiple units..... acres..	23,608	16,155	747	280	6,426

Item (For definitions and explanations, see text)	Area 3								
	Total	Type of farm							
		Cotton	Tobacco	Peanut	Cotton and tobacco	Cotton and peanut	Tobacco and peanut	Cotton, tobacco, and peanut	Miscellaneous
1 Multiple-unit operations..... number..	568	179	230	2	20	1	135
2 Subunits in multiple-unit operations..... total number..	1,309	419	547	4	45	3	289
3 Home farms..... number..	558	175	226	2	20	1	133
4 Cropper farms..... number..	751	244	321	2	25	2	156
5 Land in multiple-unit operations..... total acres..	182,328	52,607	70,413	535	3,455	354	113	54,851
6 Home farms..... acres..	157,141	45,150	62,736	478	2,432	302	63	45,980
7 Cropper farms..... acres..	25,187	7,457	7,677	57	1,023	52	50	8,871
8 Cropland harvested..... total acres..	37,627	13,103	13,585	51	1,155	56	54	9,623
9 Corn harvested for grain..... multiple units reporting..	538	175	222	1	18	1	120
10 subunits reporting..	946	313	402	1	28	2	199
11 acres..	18,699	5,411	7,541	20	348	32	5,332
12 bushels..	491,738	115,523	205,201	200	8,830	960	450	160,574
13 Cotton harvested..... multiple units reporting..	215	179	20	1	14
14 subunits reporting..	378	320	35	2	20
15 acres..	4,875	4,416	305	10	126
16 bales..	2,367	2,085	155	2	105
17 Tobacco harvested..... multiple units reporting..	271	6	230	20	14
18 subunits reporting..	439	6	385	29	18
19 acres..	1,377	1	1,298	44	33
20 pounds..	1,726,176	2,688	1,630,030	51,432	550	41,476
21 Peanuts harvested for picking or threshing..... multiple units reporting..	12	3	1	2	1	4
22 subunits reporting..	12	3	1	2	1	4
23 acres..	49	2	27	1	13
24 pounds..	46,824	2,450	800	21,990	440	4,500	16,644
25 Horses and mules..... multiple units reporting..	499	164	212	2	18	1	101
26 number..	1,726	604	733	5	56	5	320
Landlord-tenant operations containing multiple units:									
27 All subunits including home farm..... number..	1,545	540	597	5	49	3	349
28 Land in all subunits including home farm..... acres..	192,248	57,760	72,407	575	3,569	354	113	57,470
29 Owned by operator of multiple unit..... acres..	171,573	49,042	66,161	575	3,494	354	113	51,834
30 Rented by operator of multiple unit..... acres..	20,675	8,718	6,246	75	5,636
31 Subunits not included in multiple units..... operators reporting..	152	67	39	1	4	41
32 number..	236	121	50	1	4	60
33 Share tenants..... number..	125	71	17	1	3	33
34 Other tenants, not croppers nor share tenants..... number..	111	50	33	1	27
35 Land in subunits not included in multiple units..... acres..	9,920	5,133	1,994	40	114	2,619

MULTIPLE-UNIT OPERATIONS

Economic Area Table 3.—MULTIPLE-UNIT OPERATIONS, BY TYPE OF FARM: CENSUS OF 1950—Continued

[Data for units, land in units, and number of horses and mules relate to April 1, 1950; those for cropland harvested and crops harvested relate to 1949]

Item (For definitions and explanations, see text)		Area 4							
		Total	Type of farm						Miscellaneous
			Cotton	Tobacco	Peanut	Cotton and peanut	Tobacco and peanut	Cotton, tobacco, and peanut	
1	Multiple-unit operations..... number..	1,396		1,315					81
2	Subunits in multiple-unit operations..... total number..	3,304		3,124					180
3	Home farms..... number..	1,371		1,292					79
4	Cropper farms..... number..	1,933		1,832					101
5	Land in multiple-unit operations..... total acres..	310,773		291,072					19,701
6	Home farms..... acres..	260,618		245,791					14,827
7	Cropper farms..... acres..	50,155		45,281					4,874
8	Cropland harvested..... total acres..	112,881		105,869					7,012
9	Corn harvested for grain..... multiple units reporting..	1,263		1,213					50
10	subunits reporting.....	2,171		2,090					81
11	acres.....	39,927		37,602					2,325
12	bushels.....	1,395,728		1,325,403					70,325
13	Cotton harvested..... multiple units reporting.....								
14	subunits reporting.....								
15	acres.....								
16	bales.....								
17	Tobacco harvested..... multiple units reporting.....	1,349		1,315					34
18	subunits reporting.....	2,290		2,230					51
19	acres.....	9,336		9,086					250
20	pounds.....	12,806,157		12,464,394					341,763
21	Peanuts harvested for picking or threshing..... multiple units reporting.....								
22	subunits reporting.....								
23	acres.....								
24	pounds.....								
25	Horses and mules..... multiple units reporting.....	1,202		1,146					56
26	number.....	4,101		3,897					204
Landlord-tenant operations containing multiple units:									
27	All subunits including home farm..... number..	3,635		3,432					203
28	Land in all subunits including home farm..... acres..	328,158		307,465					20,693
29	Owned by operator of multiple unit..... acres..	287,759		272,418					15,341
30	Rented by operator of multiple unit..... acres..	40,399		35,047					5,352
31	Subunits not included in multiple units..... operators reporting.....	225		207					18
32	number.....	331		308					23
33	Share tenants..... number..	138		131					7
34	Other tenants, not croppers nor share tenants..... number..	193		177					16
35	Land in subunits not included in multiple units..... acres..	17,385		16,393					992

Item (For definitions and explanations, see text)		Areas 5 and B							
		Total	Type of farm						Miscellaneous
			Cotton	Tobacco	Peanut	Cotton and tobacco	Cotton and peanut	Tobacco and peanut	
1	Multiple-unit operations..... number..	2,971	495	1,172		113			1,191
2	Subunits in multiple-unit operations..... total number..	6,874	1,193	2,707		274			2,700
3	Home farms..... number..	2,921	476	1,158		111			1,176
4	Cropper farms..... number..	3,953	717	1,549		163			1,524
5	Land in multiple-unit operations..... total acres..	687,605	104,022	244,198		28,274			311,111
6	Home farms..... acres..	560,915	80,723	202,620		21,546			256,026
7	Cropper farms..... acres..	126,690	23,299	41,578		6,728			55,085
8	Cropland harvested..... total acres..	224,722	37,864	66,371		8,414			112,073
9	Corn harvested for grain..... multiple units reporting..	2,653	474	1,009		110			1,060
10	subunits reporting.....	4,362	875	1,564		204			1,719
11	acres.....	85,291	15,110	26,428		3,777			39,976
12	bushels.....	2,709,751	431,461	887,308		106,161			1,284,821
13	Cotton harvested..... multiple units reporting.....	866	495	5		113			233
14	subunits reporting.....	1,384	870	5		177			332
15	acres.....	12,794	9,513	13		1,509			1,759
16	bales.....	9,007	6,701	9		948			1,349
17	Tobacco harvested..... multiple units reporting.....	1,775	32	1,772		113			458
18	subunits reporting.....	2,661	40	1,872		155			594
19	acres.....	4,295	16	3,519		203			557
20	pounds.....	5,025,462	20,980	4,007,421		280,808			716,253
21	Peanuts harvested for picking or threshing..... multiple units reporting.....								
22	subunits reporting.....								
23	acres.....								
24	pounds.....								
25	Horses and mules..... multiple units reporting.....	2,575	439	1,044		102			990
26	number.....	11,130	1,922	4,356		488			4,364
Landlord-tenant operations containing multiple units:									
27	All subunits including home farm..... number..	7,805	1,410	3,002		297			3,096
28	Land in all subunits including home farm..... acres..	735,268	115,769	261,964		29,968			327,567
29	Owned by operator of multiple unit..... acres..	617,315	97,814	223,182		25,105			271,214
30	Rented by operator of multiple unit..... acres..	117,953	17,955	38,782		4,863			56,353
31	Subunits not included in multiple units..... operators reporting.....	649	140	218		21			270
32	number.....	931	217	295		23			396
33	Share tenants..... number..	468	106	148		12			202
34	Other tenants, not croppers nor share tenants..... number..	463	111	147		11			194
35	Land in subunits not included in multiple units..... acres..	47,663	11,747	17,766		1,694			16,456

Economic Area Table 5.—MULTIPLE-UNIT OPERATIONS, BY NUMBER OF SUBUNITS: CENSUS OF 1950—Continued

[Data for units, land in units, and number of horses and mules relate to April 1, 1950; those for cropland harvested and crops harvested relate to 1949.]

Item (For definitions and explanations, see text)		Area 2						
		Total	Number of subunits					
			2	3	4	5 to 9	10 to 19	20 and over
1	Multiple-unit operations.....number..	1,018	830	140	30	17	1
2	Subunits in multiple-unit operations.....total number..	2,310	1,660	420	120	90	20
3	Home farms.....number..	988	804	137	30	17
4	Cropper farms.....number..	1,322	856	283	90	73	20
5	Land in multiple-unit operations.....total acres..	236,202	165,559	45,343	13,790	11,099	411
6	Home farms.....acres..	192,209	137,175	35,958	10,607	8,100	369
7	Cropper farms.....acres..	43,993	28,384	9,385	3,183	2,999	42
8	Cropland harvested.....total acres..	73,497	51,020	14,572	4,627	3,181	97
9	Corn harvested for grain.....multiple units reporting..	942	769	131	27	14	1
10	subunits reporting..	1,636	1,223	276	78	57	2
11	acres..	28,438	20,605	5,180	1,517	1,071	65
12	bushels..	708,883	510,271	133,110	36,100	28,252	1,150
13	Cotton harvested.....multiple units reporting..	877	702	130	28	16	1
14	subunits reporting..	1,553	1,107	292	89	64	1
15	acres..	19,527	13,319	3,967	1,283	946	12
16	bales..	12,976	8,435	2,941	931	653	16
17	Tobacco harvested.....multiple units reporting..	124	107	16	1
18	subunits reporting..	169	138	28	3
19	acres..	394	318	70	6
20	pounds..	475,019	377,669	88,650	8,700
21	Rice harvested.....multiple units reporting..	(*)	(*)	(*)	(*)	(*)	(*)	(*)
22	subunits reporting..	(*)	(*)	(*)	(*)	(*)	(*)	(*)
23	acres..	(*)	(*)	(*)	(*)	(*)	(*)	(*)
24	bushels..	(*)	(*)	(*)	(*)	(*)	(*)	(*)
25	Peanuts harvested for picking or threshing.....multiple units reporting..	6	6
26	subunits reporting..	6	6
27	acres..	19	19
28	pounds..	9,452	9,452	1
29	Horses and mules.....multiple units reporting..	884	719	123	26	15	5
30	number..	2,918	2,158	512	132	111
Landlord-tenant operations containing multiple units:								
31	All subunits including home farm.....number..	2,862	2,033	536	152	101	40
32	Land in all subunits including home farm.....acres..	259,810	182,276	50,867	14,888	11,315	464
33	Owned by operator of multiple unit.....acres..	229,217	158,956	46,224	13,865	9,708	464
34	Rented by operator of multiple unit.....acres..	30,593	23,320	4,643	1,023	1,607
35	Subunits not included in multiple units.....operators reporting..	284	215	50	13	5	1
36	number..	552	373	116	32	11	20
37	Share tenants.....number..	336	217	87	17	4	11
38	Other tenants, not croppers nor share tenants.....number..	216	156	29	15	7	9
39	Land in subunits not included in multiple units.....acres..	23,608	16,717	5,524	1,098	216	53

Item (For definitions and explanations, see text)		Area 3						
		Total	Number of subunits					
			2	3	4	5 to 9	10 to 19	20 and over
1	Multiple-unit operations.....number..	568	455	79	19	14	1
2	Subunits in multiple-unit operations.....total number..	1,309	910	237	76	76	10
3	Home farms.....number..	558	447	78	19	13	1
4	Cropper farms.....number..	751	463	159	57	63	9
5	Land in multiple-unit operations.....total acres..	182,328	107,213	37,520	16,561	20,435	599
6	Home farms.....acres..	157,141	91,432	33,566	15,385	16,207	551
7	Cropper farms.....acres..	25,187	15,781	3,954	1,176	4,228	48
8	Cropland harvested.....total acres..	37,627	24,118	7,482	2,791	3,101	135
9	Corn harvested for grain.....multiple units reporting..	538	425	79	19	14	1
10	subunits reporting..	946	659	183	53	48	3
11	acres..	18,699	11,748	3,726	1,363	1,812	50
12	bushels..	491,738	298,709	93,755	42,324	55,450	1,500
13	Cotton harvested.....multiple units reporting..	215	165	37	7	6
14	subunits reporting..	378	257	78	20	23
15	acres..	4,875	3,312	981	275	307
16	bales..	2,367	1,605	479	143	140
17	Tobacco harvested.....multiple units reporting..	271	209	43	11	7	1
18	subunits reporting..	439	291	95	29	18	6
19	acres..	1,377	792	320	122	117	26
20	pounds..	1,726,176	991,196	397,817	146,974	162,389	27,800
21	Rice harvested.....multiple units reporting..	(*)	(*)	(*)	(*)	(*)	(*)	(*)
22	subunits reporting..	(*)	(*)	(*)	(*)	(*)	(*)	(*)
23	acres..	(*)	(*)	(*)	(*)	(*)	(*)	(*)
24	bushels..	(*)	(*)	(*)	(*)	(*)	(*)	(*)
25	Peanuts harvested for picking or threshing.....multiple units reporting..	12	9	1	2
26	subunits reporting..	12	9	1	2
27	acres..	49	41	1	7
28	pounds..	46,824	40,784	440	5,600
29	Horses and mules.....multiple units reporting..	499	393	75	17	13	1
30	number..	1,726	1,183	326	85	124	8
Landlord-tenant operations containing multiple units:								
31	All subunits including home farm.....number..	1,545	1,076	267	86	105	11
32	Land in all subunits including home farm.....acres..	192,248	114,424	39,003	16,788	21,433	600
33	Owned by operator of multiple unit.....acres..	171,373	101,466	33,672	15,349	20,286	600
34	Rented by operator of multiple unit.....acres..	20,875	12,958	5,331	1,239	1,147
35	Subunits not included in multiple units.....operators reporting..	152	114	23	7	7	1
36	number..	236	166	30	10	29	1
37	Share tenants.....number..	125	87	18	5	15
38	Other tenants, not croppers nor share tenants.....number..	111	79	12	5	14	1
39	Land in subunits not included in multiple units.....acres..	9,920	7,211	1,483	227	998	1

*Not available.

MULTIPLE-UNIT OPERATIONS

Economic Area Table 5.—MULTIPLE-UNIT OPERATIONS, BY NUMBER OF SUBUNITS: CENSUS OF 1950—Continued

[Data for units, land in units, and number of horses and mules relate to April 1, 1950; those for cropland harvested and crops harvested relate to 1949]

Item (For definitions and explanations, see text)		Area 4						
		Total	Number of subunits					
			2	3	4	5 to 9	10 to 19	20 and over
1	Multiple-unit operations.....number..	1,396	1,040	250	67	38	1
2	Subunits in multiple-unit operations.....total number..	3,304	2,080	750	268	195	11
3	Home farms.....number..	1,371	1,025	242	66	37	1
4	Cropper farms.....number..	1,933	1,055	508	202	158	10
5	Land in multiple-unit operations.....total acres..	310,773	178,770	73,896	30,498	25,109	2,500
6	Home farms.....acres..	260,618	152,702	60,696	24,010	20,867	2,343
7	Cropper farms.....acres..	50,155	26,068	13,200	6,488	4,242	157
8	Cropland harvested.....total acres..	112,881	64,211	28,556	10,529	8,832	753
9	Corn harvested for grain.....multiple units reporting..	1,263	925	235	66	36	1
10	subunits reporting..	2,171	1,353	485	173	149	11
11	acres..	39,927	23,352	9,561	3,601	3,294	119
12	bushels..	1,395,728	795,500	362,260	119,284	113,284	5,400
13	Cotton harvested.....multiple units reporting..
14	subunits reporting..
15	acres..
16	bales..
17	Tobacco harvested.....multiple units reporting..	1,349	996	247	67	38	1
18	subunits reporting..	2,290	1,436	506	193	145	10
19	acres..	9,336	5,218	2,327	990	752	49
20	pounds..	12,806,157	7,019,906	3,233,887	1,426,491	1,078,356	47,517
21	Rice harvested.....multiple units reporting..	(*)	(*)	(*)	(*)	(*)	(*)	(*)
22	subunits reporting..	(*)	(*)	(*)	(*)	(*)	(*)	(*)
23	acres..	(*)	(*)	(*)	(*)	(*)	(*)	(*)
24	bushels..	(*)	(*)	(*)	(*)	(*)	(*)	(*)
25	Peanuts harvested for picking or threshing.....multiple units reporting..
26	subunits reporting..
27	acres..
28	pounds..
29	Horses and mules.....multiple units reporting..	1,202	876	230	61	34	1
30	number..	4,101	2,604	897	374	203	23
Landlord-tenant operations containing multiple units:								
31	All subunits including home farm.....number..	3,635	2,273	844	282	225	11
32	Land in all subunits including home farm.....acres..	328,158	186,251	77,943	31,322	30,142	2,500
33	Owned by operator of multiple unit.....acres..	287,759	162,945	68,392	28,531	25,391	2,500
34	Rented by operator of multiple unit.....acres..	40,399	23,306	9,551	2,791	4,751
35	Subunits not included in multiple units.....operators reporting..	225	150	54	9	12
36	number..	331	193	94	14	30
37	Share tenants.....number..	138	70	41	6	21
38	Other tenants, not croppers nor share tenants.....number..	193	123	53	8	9
39	Land in subunits not included in multiple units.....acres..	17,385	7,481	4,047	824	5,033

Item (For definitions and explanations, see text)		Areas 5 and B						
		Total	Number of subunits					
			2	3	4	5 to 9	10 to 19	20 and over
1	Multiple-unit operations.....number..	2,971	2,353	417	126	73	2
2	Subunits in multiple-unit operations.....total number..	6,874	4,706	1,251	504	388	25
3	Home farms.....number..	2,921	2,309	412	126	72	2
4	Cropper farms.....number..	3,953	2,397	839	378	316	23
5	Land in multiple-unit operations.....total acres..	687,605	443,886	131,810	64,466	44,570	2,873
6	Home farms.....acres..	560,915	370,180	106,012	48,858	33,318	2,547
7	Cropper farms.....acres..	126,690	73,706	25,798	15,608	11,252	326
8	Cropland harvested.....total acres..	224,722	140,083	42,576	24,078	16,415	1,570
9	Corn harvested for grain.....multiple units reporting..	2,653	2,066	395	122	68	2
10	subunits reporting..	4,362	2,975	790	325	256	16
11	acres..	85,291	54,339	16,831	7,901	5,766	454
12	bushels..	2,709,751	1,702,363	542,372	262,213	193,193	9,610
13	Cotton harvested.....multiple units reporting..	866	638	141	55	31	1
14	subunits reporting..	1,384	866	266	133	113	6
15	acres..	12,794	7,245	2,320	1,458	1,739	32
16	bales..	9,007	4,751	1,619	1,204	1,407	26
17	Tobacco harvested.....multiple units reporting..	1,775	1,376	267	86	44	2
18	subunits reporting..	2,661	1,764	494	221	169	13
19	acres..	4,295	2,715	829	410	311	30
20	pounds..	5,025,462	3,109,651	1,054,190	455,600	363,029	42,992
21	Rice harvested.....multiple units reporting..	(*)	(*)	(*)	(*)	(*)	(*)	(*)
22	subunits reporting..	(*)	(*)	(*)	(*)	(*)	(*)	(*)
23	acres..	(*)	(*)	(*)	(*)	(*)	(*)	(*)
24	bushels..	(*)	(*)	(*)	(*)	(*)	(*)	(*)
25	Peanuts harvested for picking or threshing.....multiple units reporting..
26	subunits reporting..
27	acres..
28	pounds..
29	Horses and mules.....multiple units reporting..	2,575	2,031	356	118	68	2
30	number..	11,130	7,683	2,015	820	566	46
Landlord-tenant operations containing multiple units:								
31	All subunits including home farm.....number..	7,805	5,357	1,414	562	446	26
32	Land in all subunits including home farm.....acres..	735,268	473,943	142,409	65,098	50,938	2,880
33	Owned by operator of multiple unit.....acres..	617,315	401,124	117,046	54,114	42,398	2,633
34	Rented by operator of multiple unit.....acres..	117,953	72,819	25,363	10,984	8,540	247
35	Subunits not included in multiple units.....operators reporting..	649	478	109	33	28	1
36	number..	931	651	163	58	58	1
37	Share tenants.....number..	468	337	76	26	29
38	Other tenants, not croppers nor share tenants.....number..	463	314	87	32	29	1
39	Land in subunits not included in multiple units.....acres..	47,663	30,057	10,599	632	6,368	7

* Not available.

Economic Area Table 5.—MULTIPLE-UNIT OPERATIONS, BY NUMBER OF SUBUNITS: CENSUS OF 1950—Continued

[Data for units, land in units, and number of horses and mules relate to April 1, 1950; those for cropland harvested and crops harvested relate to 1949]

Item (For definitions and explanations, see text)		Area 6 (part)					
		Total	Number of subunits				
			2	3	4	5 to 9	10 to 19
1	Multiple-unit operations.....number..	1,272	1,071	143	45	13	
2	Subunits in multiple-unit operations.....total number..	2,817	2,142	429	180	66	
3	Home farms.....number..	1,252	1,057	141	41	13	
4	Cropper farms.....number..	1,565	1,085	288	139	53	
5	Land in multiple-unit operations.....total acres..	248,947	180,906	36,903	22,124	9,014	
6	Home farms.....acres..	201,899	149,807	28,942	16,828	6,322	
7	Cropper farms.....acres..	47,048	31,099	7,961	5,296	2,692	
8	Cropland harvested.....total acres..	70,135	50,692	11,065	6,050	2,328	
9	Corn harvested for grain.....multiple units reporting..	1,166	972	137	44	13	
10	subunits reporting..	1,838	1,393	281	123	41	
11	acres..	30,000	21,923	4,591	2,341	1,145	
12	bushels..	1,064,518	745,597	176,240	90,452	52,229	
13	Cotton harvested.....multiple units reporting..	155	115	28	12		
14	subunits reporting..	234	148	55	31		
15	acres..	1,996	1,179	530	287		
16	bales..	1,636	975	424	237		
17	Tobacco harvested.....multiple units reporting..	808	679	91	26	12	
18	subunits reporting..	1,134	851	173	74	36	
19	acres..	1,352	962	217	123	50	
20	pounds..	1,582,289	1,134,929	263,592	124,154	59,614	
21	Rice harvested.....multiple units reporting..	(*)	(*)	(*)	(*)	(*)	(*)
22	subunits reporting..	(*)	(*)	(*)	(*)	(*)	(*)
23	acres..	(*)	(*)	(*)	(*)	(*)	(*)
24	bushels..	(*)	(*)	(*)	(*)	(*)	(*)
25	Peanuts harvested for picking or threshing.....multiple units reporting..	1	1				
26	subunits reporting..	1	1				
27	acres..	2	2				
28	pounds..	2,000	2,000				
29	Horses and mules.....multiple units reporting..	1,044	866	125	41	12	
30	number..	3,487	2,567	530	256	134	
Landlord-tenant operations containing multiple units:							
31	All subunits including home farm.....number..	3,281	2,519	477	200	85	
32	Land in all subunits including home farm.....acres..	265,133	193,443	39,006	23,330	9,354	
33	Owned by operator of multiple unit.....acres..	250,173	181,088	37,407	22,379	9,299	
34	Rented by operator of multiple unit.....acres..	14,960	12,355	1,599	551	55	
35	Subunits not included in multiple units.....operators reporting..	320	271	30	13	6	
36	number..	464	377	48	20	19	
37	Share tenants.....number..	218	165	32	12	9	
38	Other tenants, not croppers nor share tenants.....number..	246	212	16	8	10	
39	Land in subunits not included in multiple units.....acres..	16,186	12,537	2,103	1,206	340	

Item (For definitions and explanations, see text)		Area 8b ¹					
		Total	Number of subunits				
			2	3	4	5 to 9	10 to 19
1	Multiple-unit operations.....number..	3,317	2,727	438	106	43	3
2	Subunits in multiple-unit operations.....total number..	7,463	5,454	1,314	424	237	34
3	Home farms.....number..	3,250	2,678	425	101	43	3
4	Cropper farms.....number..	4,213	2,776	889	323	194	31
5	Land in multiple-unit operations.....total acres..	508,883	342,251	101,814	37,516	21,862	5,440
6	Home farms.....acres..	428,111	286,874	85,214	32,503	18,692	4,828
7	Cropper farms.....acres..	80,772	55,377	16,600	5,013	3,170	612
8	Cropland harvested.....total acres..	153,317	105,186	30,164	9,858	6,863	1,246
9	Corn harvested for grain.....multiple units reporting..	2,979	2,426	408	100	42	3
10	subunits reporting..	4,384	3,189	793	245	142	15
11	acres..	41,154	27,932	8,031	2,794	2,164	233
12	bushels..	1,565,955	1,054,957	311,533	117,110	74,710	7,645
13	Cotton harvested.....multiple units reporting..						
14	subunits reporting..						
15	acres..						
16	bales..						
17	Tobacco harvested.....multiple units reporting..	3,115	2,551	418	100	43	3
18	subunits reporting..	4,607	3,318	826	272	171	20
19	acres..	6,606	4,594	1,258	402	317	35
20	pounds..	8,618,564	5,959,210	1,717,751	547,440	345,263	48,900
21	Rice harvested.....multiple units reporting..	(*)	(*)	(*)	(*)	(*)	(*)
22	subunits reporting..	(*)	(*)	(*)	(*)	(*)	(*)
23	acres..	(*)	(*)	(*)	(*)	(*)	(*)
24	bushels..	(*)	(*)	(*)	(*)	(*)	(*)
25	Peanuts harvested for picking or threshing.....multiple units reporting..						
26	subunits reporting..						
27	acres..						
28	pounds..						
29	Horses and mules.....multiple units reporting..	2,806	2,287	388	91	37	3
30	number..	8,111	5,989	1,390	404	293	35
Landlord-tenant operations containing multiple units:							
31	All subunits including home farm.....number..	8,306	6,099	1,444	471	250	42
32	Land in all subunits including home farm.....acres..	528,270	358,835	102,752	38,823	22,348	5,512
33	Owned by operator of multiple unit.....acres..	492,461	337,143	94,332	34,470	21,004	5,512
34	Rented by operator of multiple unit.....acres..	35,809	21,692	8,420	4,353	1,344	
35	Subunits not included in multiple units.....operators reporting..	628	497	92	27	10	2
36	number..	843	645	130	47	13	8
37	Share tenants.....number..	237	181	36	16	1	3
38	Other tenants, not croppers nor share tenants.....number..	606	464	94	31	12	5
39	Land in subunits not included in multiple units.....acres..	19,387	16,584	938	1,307	486	72

* Not available.

¹ Also includes Sevier County from Area 8a.

MULTIPLE-UNIT OPERATIONS

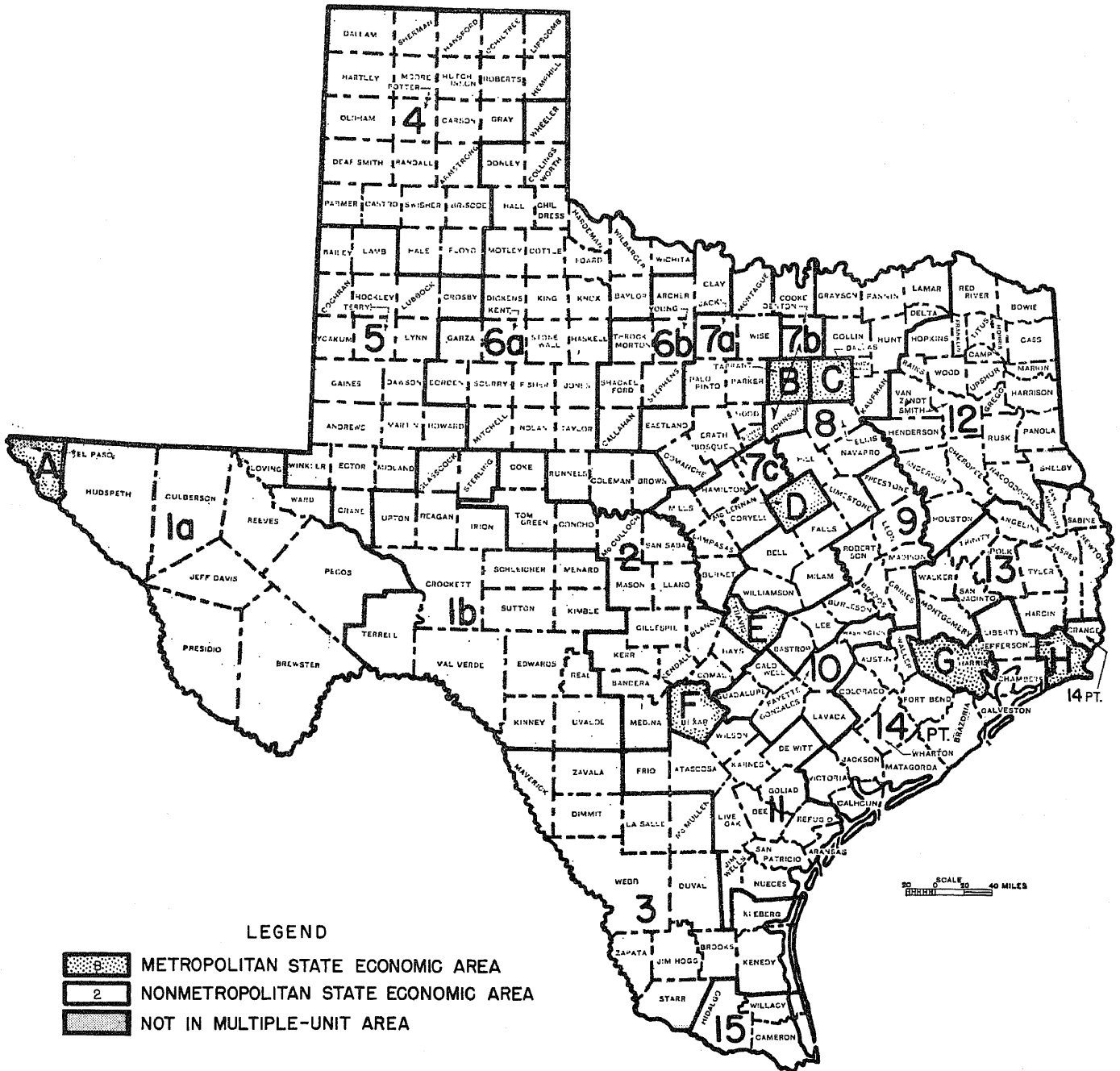
Economic Area Table 6.—MULTIPLE-UNIT OPERATIONS, BY KIND OF TENANTS IN LANDLORD-TENANT OPERATION: CENSUS OF 1950

[Data for units, land in units, and number of horses and mules relate to April 1, 1950; those for cropland harvested and crops harvested relate to 1949]

Table with 10 columns: Item (For definitions and explanations, see text), Total, Kind of tenant in landlord-tenant operation (Croppers only, Croppers, share, and/or other tenants only, Croppers and tenants other than share tenants only), and Areas 1 and A (Total, Croppers only, Croppers, share, and/or other tenants only, Croppers and tenants other than share tenants only). Rows include Multiple-unit operations, Subunits in multiple-unit operations, Land in multiple-unit operations, Cropland harvested, Corn harvested for grain, Cotton harvested, Tobacco harvested, Rice harvested, Peanuts harvested for picking or threshing, Horses and mules, and Landlord-tenant operations containing multiple units.

* Not available.

TEXAS State Economic Areas



CENSUS OF 1950—Continued

April 1, 1950; those for cropland harvested and crops harvested relate to 1949]

Table with columns for counties: Lee, Leon, Limestone, Live Oak, McLennan, Madison, Marion, Matagorda, Milam, Morris, Nacogdoches, Navarro, Nueces, Panola, Smith, Titus, Travis, Upshur, Van Zandt, Victoria, Waller, Washington, Wharton, Willacy, Williamson, Wilson, Wood. Rows contain population data for each county.

BY SIZE OF UNIT: CENSUS OF 1950

those for cropland harvested and crops harvested relate to 1949]

Table with columns for 'Total, selected areas—Continued', 'Size of unit—Con.', and 'Areas 8, C, D, and E'. Includes sub-sections for Area 9 and Area 10. Rows list acreage counts and percentages across various size categories (e.g., 260 to 499 acres, 500 to 999 acres, 1,000 acres and over).

MULTIPLE-UNIT OPERATIONS

Economic Area Table 1.— MULTIPLE-UNIT OPERATIONS, [Data for units, land in units, and number of horses and mules relate to April 1, 1950;

Table with columns for Item (For definitions and explanations, see text), Total, and Size of unit (Under 30 acres, 30 to 49 acres, 50 to 69 acres, 70 to 99 acres, 100 to 139 acres, 140 to 179 acres, 180 to 219 acres, 220 to 259 acres). Rows include Multiple-unit operations, Land in multiple-unit operations, Cropland harvested, Corn harvested for grain, Cotton harvested, Tobacco harvested, Rice harvested, Peanuts harvested for picking or threshing, Horses and mules, and Landlord-tenant operations containing multiple units.

*Not available.

AND TENURE OF OPERATOR: CENSUS OF 1950

those for cropland harvested and crops harvested relate to 1949]

Table with columns for Total, selected areas--Con. and Areas 8, C, D, and E. It contains multiple sub-tables for color and tenure of operator, categorized by tenants and all operators (full owners, part owners, managers, tenants). Rows include numerical data and symbols like (*) and dots.

MULTIPLE-UNIT OPERATIONS

Economic Area Table 3.—MULTIPLE-UNIT OPERATIONS, BY TYPE OF FARM: CENSUS OF 1950

[Data for units, land in units, and number of horses and mules relate to April 1, 1950; those for cropland harvested and crops harvested relate to 1949]

Item (For definitions and explanations, see text)	Total, selected areas						
	Total	Type of farm					
		Cotton	Rice	Peanut	Cotton and rice	Cotton and peanut	Miscellaneous
1 Multiple-unit operations.....number..	6,122	5,065	12	84	5	139	817
2 Subunits in multiple-unit operations.....total number..	16,026	13,652	21	188	16	370	1,779
3 Home farms.....number..	5,888	4,852	12	84	5	136	799
4 Cropper farms.....number..	10,138	8,800	9	104	11	234	980
5 Land in multiple-unit operations.....total acres..	3,637,500	2,798,733	34,128	47,975	10,800	116,317	629,547
6 Home farms.....acres..	3,100,442	2,356,821	30,792	40,559	10,053	101,176	561,041
7 Cropper farms.....acres..	537,058	441,912	3,336	7,416	747	15,141	68,506
8 Cropland harvested.....total acres..	1,202,014	1,053,394	7,639	11,038	2,937	21,848	105,158
9 Corn harvested for grain.....multiple units reporting..	4,827	4,148	5	70	3	130	471
10 subunits reporting..	8,576	7,561	5	103	4	236	657
11 acres..	170,070	149,817	101	2,063	129	4,141	13,819
12 bushels..	3,635,385	3,246,743	2,645	36,164	1,506	78,623	269,704
13 Cotton harvested.....multiple units reporting..	5,338	5,065	6	5	5	139	122
14 subunits reporting..	11,798	11,367	5	1	1	265	149
15 acres..	650,871	639,836	185	4	1,006	7,034	2,806
16 bales..	301,052	295,003	138	4	510	3,275	2,122
17 Tobacco harvested.....multiple units reporting..	(*)	(*)	(*)	(*)	(*)	(*)	(*)
18 subunits reporting..	(*)	(*)	(*)	(*)	(*)	(*)	(*)
19 acres..	(*)	(*)	(*)	(*)	(*)	(*)	(*)
20 pounds..	(*)	(*)	(*)	(*)	(*)	(*)	(*)
21 Rice harvested.....multiple units reporting..	17	12	5
22 subunits reporting..	22	16	6
23 acres..	7,999	6,405	1,594
24 162-lb. barrels..	109,902	89,744	20,158
25 Peanuts harvested for picking or threshing.....multiple units reporting..	284	41	84	139	20
26 subunits reporting..	380	45	119	194	22
27 acres..	8,507	179	4,002	4,064	262
28 pounds..	5,747,768	97,735	3,004,700	2,425,275	220,058
29 Horses and mules.....multiple units reporting..	3,782	3,080	8	66	5	111	512
30 number..	19,004	15,533	57	269	24	707	2,414
Landlord-tenant operations containing multiple units:							
31 All subunits including home farm.....number..	20,473	17,125	29	241	21	564	2,493
32 Land in all subunits including home farm.....acres..	4,095,373	3,138,703	35,847	56,323	11,374	129,168	723,958
33 Owned by operator of multiple unit.....acres..	2,853,170	2,163,105	24,532	43,992	3,190	107,081	511,270
34 Rented by operator of multiple unit.....acres..	1,242,203	975,598	11,315	12,331	8,184	22,087	212,688
35 Subunits not included in multiple units.....operators reporting..	1,944	1,541	3	32	3	55	310
36 number..	4,447	3,473	5	53	5	194	714
37 Share tenants.....number..	2,537	2,055	2	24	3	109	344
38 Other tenants, not croppers nor share tenants.....number..	1,910	1,418	6	29	2	85	370
39 Land in subunits not included in multiple units.....acres..	457,873	339,970	1,719	8,348	574	12,851	94,411

Item (For definitions and explanations, see text)	Areas 8, C, D, and E						
	Total	Type of farm					
		Cotton	Rice	Peanut	Cotton and rice	Cotton and peanut	Miscellaneous
1 Multiple-unit operations.....number..	2,778	2,545	5	28	200
2 Subunits in multiple-unit operations.....total number..	7,131	6,620	14	73	424
3 Home farms.....number..	2,665	2,439	5	28	193
4 Cropper farms.....number..	4,466	4,181	9	45	231
5 Land in multiple-unit operations.....total acres..	1,220,459	1,110,703	2,312	16,392	91,052
6 Home farms.....acres..	971,258	879,578	1,785	13,510	76,385
7 Cropper farms.....acres..	249,201	231,125	527	2,882	14,667
8 Cropland harvested.....total acres..	635,334	598,823	674	5,792	30,045
9 Corn harvested for grain.....multiple units reporting..	2,180	2,057	5	26	92
10 subunits reporting..	3,682	3,508	9	43	122
11 acres..	83,443	78,729	180	1,037	3,497
12 bushels..	1,860,551	1,763,562	4,645	25,166	67,178
13 Cotton harvested.....multiple units reporting..	2,605	2,545	28	32
14 subunits reporting..	5,844	5,747	56	41
15 acres..	395,687	392,579	2,124	984
16 bales..	161,106	159,225	793	1,088
17 Tobacco harvested.....multiple units reporting..	(*)	(*)	(*)	(*)	(*)	(*)	(*)
18 subunits reporting..	(*)	(*)	(*)	(*)	(*)	(*)	(*)
19 acres..	(*)	(*)	(*)	(*)	(*)	(*)	(*)
20 pounds..	(*)	(*)	(*)	(*)	(*)	(*)	(*)
21 Rice harvested.....multiple units reporting..
22 subunits reporting..
23 acres..
24 162-lb. barrels..
25 Peanuts harvested for picking or threshing.....multiple units reporting..	39	5	5	28	1
26 subunits reporting..	51	6	6	38	1
27 acres..	1,185	98	102	984	1
28 pounds..	828,922	33,300	69,200	726,222	200
29 Horses and mules.....multiple units reporting..	1,266	1,187	3	17	79
30 number..	4,892	4,432	8	98	354
Landlord-tenant operations containing multiple units:							
31 All subunits including home farm.....number..	8,728	7,993	15	126	594
32 Land in all subunits including home farm.....acres..	1,393,402	1,261,233	2,337	23,114	106,718
33 Owned by operator of multiple unit.....acres..	902,490	807,850	2,076	20,288	72,276
34 Rented by operator of multiple unit.....acres..	490,912	453,383	261	2,826	34,442
35 Subunits not included in multiple units.....operators reporting..	790	697	1	14	78
36 number..	1,597	1,373	1	53	170
37 Share tenants.....number..	1,063	917	39	107
38 Other tenants, not croppers nor share tenants.....number..	534	456	14	63
39 Land in subunits not included in multiple units.....acres..	172,943	150,530	25	6,722	15,666

*Not available.

Economic Area Table 3.—MULTIPLE-UNIT OPERATIONS, BY TYPE OF FARM: CENSUS OF 1950—Continued

[Data for units, land in units, and number of horses and mules relate to April 1, 1950; those for cropland harvested and crops harvested relate to 1949]

Item (For definitions and explanations, see text)		Area 9						
		Total	Type of farm					
			Cotton	Rice	Peanut	Cotton and rice	Cotton and peanut	Miscellaneous
1	Multiple-unit operations.....number..	431	329		10		16	76
2	Subunits in multiple-unit operations.....total number..	1,593	1,362		21		40	170
3	Home farms.....number..	413	313		10		15	75
4	Cropper farms.....number..	1,180	1,049		11		25	95
5	Land in multiple-unit operations.....total acres..	425,226	316,638		6,877		15,566	86,145
6	Home farms.....acres..	378,894	282,837		5,975		14,500	75,582
7	Cropper farms.....acres..	46,332	33,801		902		1,066	10,563
8	Cropland harvested.....total acres..	91,652	82,048		1,016		1,558	7,030
9	Corn harvested for grain.....multiple units reporting..	332	258		8		15	51
10	Subunits reporting.....	695	570		11		28	86
11	acres..	11,710	9,725		198		387	1,400
12	bushels..	239,907	201,615		5,322		6,740	26,230
13	Cotton harvested.....multiple units reporting..	355	329				16	10
14	Subunits reporting.....	1,222	1,187				24	11
15	acres..	54,539	54,051				386	102
16	bales..	35,006	34,786				176	44
17	Tobacco harvested.....multiple units reporting..	(*)	(*)	(*)	(*)	(*)	(*)	(*)
18	Subunits reporting.....							
19	acres..							
20	pounds..							
21	Rice harvested.....multiple units reporting..							
22	Subunits reporting.....							
23	acres..							
24	162-lb. barrels..							
25	Peanuts harvested for picking or threshing.....multiple units reporting..	36	4		10		16	6
26	Subunits reporting.....	48	4		13		24	7
27	acres..	809	8		356		375	70
28	pounds..	532,699	6,170		249,019		204,790	72,720
29	Horses and mules.....multiple units reporting..	349	263		9		13	64
30	number..	2,743	2,233		44		85	381
Landlord-tenant operations containing multiple units:								
31	All subunits including home farm.....number..	2,052	1,742		28		53	229
32	Land in all subunits including home farm.....acres..	472,060	342,212		7,042		15,874	106,932
33	Owned by operator of multiple unit.....acres..	354,859	245,794		5,239		14,921	88,905
34	Rented by operator of multiple unit.....acres..	117,201	96,418		1,803		953	18,027
35	Subunits not included in multiple units.....operators reporting..	183	138		5		6	34
36	number..	459	380		7		13	59
37	Share tenants.....number..	248	217		4		8	19
38	Other tenants, not croppers nor share tenants.....number..	211	163		3		5	40
39	Land in subunits not included in multiple units.....acres..	46,834	25,574		165		308	20,787

Item (For definitions and explanations, see text)		Area 10						
		Total	Type of farm					
			Cotton	Rice	Peanut	Cotton and rice	Cotton and peanut	Miscellaneous
1	Multiple-unit operations.....number..	618	491		6		11	110
2	Subunits in multiple-unit operations.....total number..	1,563	1,289		12		24	238
3	Home farms.....number..	595	471		6		11	107
4	Cropper farms.....number..	968	818		6		13	131
5	Land in multiple-unit operations.....total acres..	322,613	242,905		3,017		6,481	70,210
6	Home farms.....acres..	264,042	198,638		2,664		5,568	57,172
7	Cropper farms.....acres..	58,571	44,267		353		913	13,038
8	Cropland harvested.....total acres..	95,225	80,571		474		1,087	13,093
9	Corn harvested for grain.....multiple units reporting..	539	462		5		10	62
10	Subunits reporting.....	1,036	934		5		14	83
11	acres..	22,542	19,951		126		221	2,244
12	bushels..	489,284	437,662		2,040		3,460	46,122
13	Cotton harvested.....multiple units reporting..	510	491				11	8
14	Subunits reporting.....	1,037	1,012				17	8
15	acres..	43,237	42,597				360	280
16	bales..	20,618	20,327				163	128
17	Tobacco harvested.....multiple units reporting..	(*)	(*)	(*)	(*)	(*)	(*)	(*)
18	Subunits reporting.....							
19	acres..							
20	pounds..							
21	Rice harvested.....multiple units reporting..							
22	Subunits reporting.....							
23	acres..							
24	162-lb. barrels..							
25	Peanuts harvested for picking or threshing.....multiple units reporting..	21	3		6		11	1
26	Subunits reporting.....	27	3		7		16	1
27	acres..	468	8		158		295	7
28	pounds..	244,183	2,990		89,428		149,365	2,400
29	Horses and mules.....multiple units reporting..	464	374		6		8	76
30	number..	2,294	1,910		19		41	324
Landlord-tenant operations containing multiple units:								
31	All subunits including home farm.....number..	1,970	1,616		16		31	307
32	Land in all subunits including home farm.....acres..	364,711	278,127		4,462		6,985	75,137
33	Owned by operator of multiple unit.....acres..	273,086	197,516		3,602		6,502	65,466
34	Rented by operator of multiple unit.....acres..	91,625	80,611		860		483	9,671
35	Subunits not included in multiple units.....operators reporting..	186	137		2		6	41
36	number..	407	327		4		7	69
37	Share tenants.....number..	163	131		1		2	29
38	Other tenants, not croppers nor share tenants.....number..	244	196		3		5	40
39	Land in subunits not included in multiple units.....acres..	42,098	35,222		1,445		504	4,927

*Not available.

MULTIPLE-UNIT OPERATIONS

Economic Area Table 3.—MULTIPLE-UNIT OPERATIONS, BY TYPE OF FARM: CENSUS OF 1950—Continued

[Data for units, land in units, and number of horses and mules relate to April 1, 1950; those for cropland harvested and crops harvested relate to 1949]

Item (For definitions and explanations, see text)		Area 11						
		Total	Type of farm					
			Cotton	Rice	Peanut	Cotton and rice	Cotton and peanut	Miscellaneous
1	Multiple-unit operations..... number..	613	362		49		24	178
2	Subunits in multiple-unit operations..... total number..	1,430	872		113		53	392
3	Home farms..... number..	587	340		49		23	175
4	Cropper farms..... number..	843	532		64		30	217
5	Land in multiple-unit operations..... total acres..	558,022	308,048		31,261		15,643	203,070
6	Home farms..... acres..	492,959	267,584		26,133		10,620	183,622
7	Cropper farms..... acres..	65,063	40,464		5,128		5,023	14,448
8	Cropland harvested..... total acres..	159,042	109,711		7,643		5,717	35,971
9	Corn harvested for grain..... multiple units reporting..	477	301		39		22	115
10	subunits reporting..	764	512		62		39	151
11	acres..	19,185	12,675		1,345		1,199	3,966
12	bushels..	357,243	241,929		20,169		18,344	76,801
13	Cotton harvested..... multiple units reporting..	423	362				24	37
14	subunits reporting..	736	657				36	43
15	acres..	45,065	42,667				1,411	987
16	bales..	26,104	24,765				731	608
17	Tobacco harvested..... multiple units reporting..	(*)	(*)	(*)	(*)	(*)	(*)	(*)
18	subunits reporting..	(*)	(*)	(*)	(*)	(*)	(*)	(*)
19	acres..	(*)	(*)	(*)	(*)	(*)	(*)	(*)
20	pounds..	(*)	(*)	(*)	(*)	(*)	(*)	(*)
21	Rice harvested..... multiple units reporting..							
22	subunits reporting..							
23	acres..							
24	162-lb. barrels..							
25	Peanuts harvested for picking or threshing..... multiple units reporting..	78			49		24	5
26	subunits reporting..	108			71		32	5
27	acres..	3,718			2,813		770	135
28	pounds..	2,469,595			2,026,573		335,582	107,440
29	Horses and mules..... multiple units reporting..	383	217		38		16	112
30	number..	1,774	966		154		61	593
Landlord-tenant operations containing multiple units:								
31	All subunits including home farm..... number..	1,786	1,061		148		58	519
32	Land in all subunits including home farm..... acres..	613,063	341,927		37,506		16,069	217,561
33	Owned by operator of multiple unit..... acres..	394,852	233,144		29,968		13,405	118,335
34	Rented by operator of multiple unit..... acres..	218,211	108,783		7,538		2,664	99,226
35	Subunits not included in multiple units..... operators reporting..	180	95		19		4	62
36	number..	356	189		35		5	127
37	Share tenants..... number..	197	110		18		2	67
38	Other tenants, not croppers nor share tenants..... number..	159	79		17		3	60
39	Land in subunits not included in multiple units..... acres..	55,041	33,879		6,245		426	14,491

Item (For definitions and explanations, see text)		Area 12 (part)						
		Total	Type of farm					
			Cotton	Rice	Peanut	Cotton and rice	Cotton and peanut	Miscellaneous
1	Multiple-unit operations..... number..	1,183	932		14		54	183
2	Subunits in multiple-unit operations..... total number..	2,900	2,331		28		148	393
3	Home farms..... number..	1,154	905		14		53	182
4	Cropper farms..... number..	1,746	1,426		14		95	211
5	Land in multiple-unit operations..... total acres..	644,924	528,509		4,508		37,308	74,599
6	Home farms..... acres..	573,779	468,905		4,002		33,497	67,375
7	Cropper farms..... acres..	71,145	59,604		506		3,811	7,224
8	Cropland harvested..... total acres..	119,974	104,701		1,231		6,309	7,733
9	Corn harvested for grain..... multiple units reporting..	955	774		13		51	117
10	subunits reporting..	1,655	1,376		16		93	170
11	acres..	21,690	18,842		214		1,036	1,598
12	bushels..	434,317	380,443		3,988		19,133	31,353
13	Cotton harvested..... multiple units reporting..	1,000	932				54	13
14	subunits reporting..	1,893	1,767				107	18
15	acres..	63,045	60,597				2,315	129
16	bales..	25,075	23,882				1,124	65
17	Tobacco harvested..... multiple units reporting..	(*)	(*)	(*)	(*)	(*)	(*)	(*)
18	subunits reporting..	(*)	(*)	(*)	(*)	(*)	(*)	(*)
19	acres..	(*)	(*)	(*)	(*)	(*)	(*)	(*)
20	pounds..	(*)	(*)	(*)	(*)	(*)	(*)	(*)
21	Rice harvested..... multiple units reporting..							
22	subunits reporting..							
23	acres..							
24	162-lb. barrels..							
25	Peanuts harvested for picking or threshing..... multiple units reporting..	101	28		14		54	5
26	subunits reporting..	137	31		22		78	6
27	acres..	2,117	58		573		1,470	16
28	pounds..	1,600,269	48,275		570,480		970,216	11,298
29	Horses and mules..... multiple units reporting..	1,005	799		10		51	145
30	number..	5,075	4,232		44		287	512
Landlord-tenant operations containing multiple units:								
31	All subunits including home farm..... number..	3,922	3,125		34		190	573
32	Land in all subunits including home farm..... acres..	710,157	577,491		4,976		39,144	88,546
33	Owned by operator of multiple unit..... acres..	559,803	455,406		3,107		27,739	73,551
34	Rented by operator of multiple unit..... acres..	150,354	122,085		1,869		11,405	14,995
35	Subunits not included in multiple units..... operators reporting..	403	315		5		22	61
36	number..	1,022	794		6		42	180
37	Share tenants..... number..	542	453		1		25	63
38	Other tenants, not croppers nor share tenants..... number..	480	341		5		17	117
39	Land in subunits not included in multiple units..... acres..	65,233	48,982		468		1,836	13,947

*Not available.

Economic Area Table 3.—MULTIPLE-UNIT OPERATIONS, BY TYPE OF FARM: CENSUS OF 1950—Continued

[Data for units, land in units, and number of horses and mules relate to April 1, 1950; those for cropland harvested and crops harvested relate to 1949]

Item (For definitions and explanations, see text)		Area 14 (part)						
		Total	Type of farm					
			Cotton	Rice	Peanut	Cotton and rice	Cotton and peanut	Miscellaneous
1	Multiple-unit operations..... number..	441	354	12	5	6	64
2	Subunits in multiple-unit operations..... total number..	1,276	1,057	21	16	32	150
3	Home farms..... number..	418	333	12	5	6	62
4	Cropper farms..... number..	858	724	9	11	26	88
5	Land in multiple-unit operations..... total acres..	443,563	270,180	34,128	10,800	24,927	103,528
6	Home farms..... acres..	400,943	241,492	30,792	10,093	23,481	95,125
7	Cropper farms..... acres..	42,620	28,688	3,336	747	1,446	8,403
8	Cropland harvested..... total acres..	86,760	63,730	7,639	2,937	1,385	11,069
9	Corn harvested for grain..... multiple units reporting..	334	286	5	3	6	34
10 subunits reporting..	731	648	5	4	19	55
11 acres..	11,342	9,737	101	129	261	1,114
12 bushels..	250,358	218,407	2,645	1,506	5,780	22,020
13	Cotton harvested..... multiple units reporting..	393	354	6	5	6	22
14 subunits reporting..	966	897	5	11	25	28
15 acres..	38,529	36,576	185	1,006	438	324
16 bales..	24,056	22,931	138	510	288	189
17	Tobacco harvested..... multiple units reporting..
18 subunits reporting..	(*)	(*)	(*)	(*)	(*)	(*)	(*)
19 acres..
20 pounds..
21	Rice harvested..... multiple units reporting..	17	12	5
22 subunits reporting..	22	16	6
23 acres..	7,999	6,405	1,594
24 162-lb. barrels..	109,902	89,744	20,158
25	Peanuts harvested for picking or threshing..... multiple units reporting..	9	1	6	2
26 subunits reporting..	9	1	6	2
27 acres..	210	7	170	33
28 pounds..	72,100	7,000	39,100	26,000
29	Horses and mules..... multiple units reporting..	289	236	8	5	6	34
30 number..	2,154	1,694	57	24	135	244
Landlord-tenant operations containing multiple units:								
31	All subunits including home farm..... number..	1,841	1,430	29	21	106	255
32	Land in all subunits including home farm..... acres..	516,723	313,724	35,847	11,374	27,982	127,796
33	Owned by operator of multiple unit..... acres..	351,061	207,644	24,532	3,190	24,226	91,469
34	Rented by operator of multiple unit..... acres..	165,662	106,080	11,315	8,184	3,756	36,327
35	Subunits not included in multiple units..... operators reporting..	183	142	3	3	3	32
36 number..	565	373	8	5	74	105
37	Share tenants..... number..	294	199	2	3	33	57
38	Other tenants, not croppers nor share tenants..... number..	271	174	6	2	41	48
39	Land in subunits not included in multiple units..... acres..	73,160	43,544	1,719	574	3,055	24,268

Item (For definitions and explanations, see text)		Area 15						
		Total	Type of farm					
			Cotton	Rice	Peanut	Cotton and rice	Cotton and peanut	Miscellaneous
1	Multiple-unit operations..... number..	58	52	6
2	Subunits in multiple-unit operations..... total number..	133	121	12
3	Home farms..... number..	56	51	5
4	Cropper farms..... number..	77	70	7
5	Land in multiple-unit operations..... total acres..	22,693	21,750	943
6	Home farms..... acres..	18,567	17,787	780
7	Cropper farms..... acres..	4,126	3,963	163
8	Cropland harvested..... total acres..	14,027	13,810	217
9	Corn harvested for grain..... multiple units reporting..	10	10
10 subunits reporting..	13	13
11 acres..	158	158
12 bushels..	3,125	3,125
13	Cotton harvested..... multiple units reporting..	52	52
14 subunits reporting..	100	100
15 acres..	10,769	10,769
16 bales..	9,087	9,087
17	Tobacco harvested..... multiple units reporting..
18 subunits reporting..	(*)	(*)	(*)	(*)	(*)	(*)	(*)
19 acres..
20 pounds..
21	Rice harvested..... multiple units reporting..
22 subunits reporting..
23 acres..
24 162-lb. barrels..
25	Peanuts harvested for picking or threshing..... multiple units reporting..
26 subunits reporting..
27 acres..
28 pounds..
29	Horses and mules..... multiple units reporting..	26	24	2
30 number..	72	66	6
Landlord-tenant operations containing multiple units:								
31	All subunits including home farm..... number..	174	158	16
32	Land in all subunits including home farm..... acres..	25,257	23,989	1,268
33	Owned by operator of multiple unit..... acres..	17,019	15,751	1,268
34	Rented by operator of multiple unit..... acres..	8,238	8,238
35	Subunits not included in multiple units..... operators reporting..	19	17	2
36 number..	41	37	4
37	Share tenants..... number..	30	28	2
38	Other tenants, not croppers nor share tenants..... number..	11	9	2
39	Land in subunits not included in multiple units..... acres..	2,564	2,239	325

* Not available.

Economic Area Table 5.—MULTIPLE-UNIT OPERATIONS, BY NUMBER OF SUBUNITS: CENSUS OF 1950—Continued
 [Data for units, land in units, and number of horses and mules relate to April 1, 1950; those for cropland harvested and crops harvested relate to 1949]

Item (For definitions and explanations, see text)		Area 9						
		Total	Number of subunits					
			2	3	4	5 to 9	10 to 19	20 and over
1	Multiple-unit operations.....number..	431	288	65	22	31	12	13
2	Subunits in multiple-unit operations.....total number..	1,593	576	195	88	205	160	369
3	Home farms.....number..	413	276	64	18	30	12	13
4	Cropper farms.....number..	1,180	300	131	70	175	148	356
5	Land in multiple-unit operations.....total acres..	425,226	172,768	70,587	26,401	66,277	35,176	54,017
6	Home farms.....acres..	378,894	160,229	62,225	23,098	57,848	30,783	44,711
7	Cropper farms.....acres..	46,332	12,539	8,362	3,303	8,429	4,393	9,306
8	Cropland harvested.....total acres..	91,652	29,366	11,893	6,283	14,806	10,097	19,207
9	Corn harvested for grain.....multiple units reporting..	332	223	50	14	25	10	10
10subunits reporting..	695	323	99	38	106	51	78
11acres..	11,710	5,316	1,706	546	1,636	846	1,660
12	Cotton harvested.....multiple units reporting..	239,907	106,430	35,591	10,375	35,584	17,689	34,238
13subunits reporting..	355	221	59	21	29	12	13
14acres..	1,222	328	135	71	180	150	358
15	Tobacco harvested.....multiple units reporting..	54,539	14,694	6,876	3,804	9,246	7,338	12,581
16subunits reporting..	35,006	8,351	3,749	2,297	6,139	4,638	9,832
17acres..	(*)	(*)	(*)	(*)	(*)	(*)	(*)
18	Rice harvested.....multiple units reporting..	(*)	(*)	(*)	(*)	(*)	(*)	(*)
19subunits reporting..	(*)	(*)	(*)	(*)	(*)	(*)	(*)
20acres..	(*)	(*)	(*)	(*)	(*)	(*)	(*)
21	Peanuts harvested for picking or threshing.....multiple units reporting..	36	27	8	1	1	1	1
22subunits reporting..	48	32	13	3	3	3	3
23acres..	809	465	326	18	18	18	18
24	Horses and mules.....multiple units reporting..	532,699	306,899	210,000	15,800	15,800	15,800	15,800
25number..	349	223	59	14	29	11	13
26	Landlord-tenant operations containing multiple units:	2,743	1,030	324	121	396	337	535
27	All subunits including home farm.....number..	2,052	827	234	122	268	180	421
28	Land in all subunits including home farm.....acres..	472,060	192,207	72,829	29,783	82,992	37,961	56,288
29	Owned by operator of multiple unit.....acres..	354,859	142,066	55,514	20,988	64,269	25,345	46,667
30	Rented by operator of multiple unit.....acres..	117,201	50,141	17,315	8,785	18,723	12,616	9,621
31	Subunits not included in multiple units.....operators reporting..	183	111	25	10	21	5	11
32number..	459	251	39	34	63	20	52
33	Share tenants.....number..	248	131	25	19	39	16	18
34	Other tenants, not croppers nor share tenants.....number..	211	120	14	15	24	4	34
35	Land in subunits not included in multiple units.....acres..	46,834	19,439	2,242	3,382	16,715	2,785	2,271

Item (For definitions and explanations, see text)		Area 10						
		Total	Number of subunits					
			2	3	4	5 to 9	10 to 19	20 and over
1	Multiple-unit operations.....number..	618	461	90	37	24	6
2	Subunits in multiple-unit operations.....total number..	1,563	922	270	148	146	77
3	Home farms.....number..	595	446	84	37	22	6
4	Cropper farms.....number..	968	476	186	111	124	71
5	Land in multiple-unit operations.....total acres..	322,613	171,360	54,226	48,241	37,887	10,899
6	Home farms.....acres..	264,042	142,096	44,516	40,691	28,845	7,894
7	Cropper farms.....acres..	58,571	29,264	9,710	7,550	9,042	3,005
8	Cropland harvested.....total acres..	95,225	49,028	16,175	10,498	13,148	6,376
9	Corn harvested for grain.....multiple units reporting..	539	392	84	36	21	6
10subunits reporting..	1,036	599	194	95	95	53
11acres..	22,542	12,086	4,048	2,667	2,249	1,492
12	Cotton harvested.....multiple units reporting..	489,284	261,384	88,028	60,902	50,540	28,430
13subunits reporting..	510	362	82	37	23	6
14acres..	1,037	553	191	119	111	63
15	Tobacco harvested.....multiple units reporting..	43,237	20,841	8,015	5,557	5,149	3,675
16subunits reporting..	20,618	9,698	4,028	2,402	2,732	1,758
17acres..	(*)	(*)	(*)	(*)	(*)	(*)
18	Rice harvested.....multiple units reporting..	(*)	(*)	(*)	(*)	(*)	(*)
19subunits reporting..	(*)	(*)	(*)	(*)	(*)	(*)
20acres..	(*)	(*)	(*)	(*)	(*)	(*)
21	Peanuts harvested for picking or threshing.....multiple units reporting..	21	19	2
22subunits reporting..	27	24	3
23acres..	468	401	67
24	Horses and mules.....multiple units reporting..	244,183	197,591	46,592
25number..	464	339	68	30	22	5
26	Landlord-tenant operations containing multiple units:	2,294	1,306	336	267	228	157
27	All subunits including home farm.....number..	1,970	1,168	341	186	172	103
28	Land in all subunits including home farm.....acres..	364,711	188,998	59,196	52,705	50,399	13,413
29	Owned by operator of multiple unit.....acres..	273,086	152,367	49,341	30,018	38,571	2,789
30	Rented by operator of multiple unit.....acres..	91,625	36,631	9,855	22,687	11,828	10,624
31	Subunits not included in multiple units.....operators reporting..	186	130	35	12	6	3
32number..	407	246	71	38	26	26
33	Share tenants.....number..	163	91	40	15	4	13
34	Other tenants, not croppers nor share tenants.....number..	244	155	31	23	22	13
35	Land in subunits not included in multiple units.....acres..	42,098	17,638	4,970	4,464	12,512	2,514

* Not available.

MULTIPLE-UNIT OPERATIONS

Economic Area Table 5.—MULTIPLE-UNIT OPERATIONS, BY NUMBER OF SUBUNITS: CENSUS OF 1950—Continued

[Data for units, land in units, and number of horses and mules relate to April 1, 1950; those for cropland harvested and crops harvested relate to 1949]

Item (For definitions and explanations, see text)	Area 11						
	Total	Number of subunits					
		2	3	4	5 to 9	10 to 19	20 and over
1 Multiple-unit operations.....number..	613	480	96	21	14	2	
2 Subunits in multiple-unit operations.....total number..	1,430	960	288	84	74	24	
3 Home farms.....number..	587	460	92	20	13	2	
4 Cropper farms.....number..	843	500	196	64	61	22	
5 Land in multiple-unit operations.....total acres..	558,022	348,140	132,189	29,981	38,201	9,511	
6 Home farms.....acres..	492,959	309,640	117,591	26,555	30,897	8,276	
7 Cropper farms.....acres..	65,063	38,500	14,598	3,426	7,304	1,235	
8 Cropland harvested.....total acres..	159,042	97,216	38,880	11,301	9,350	2,295	
9 Corn harvested for grain.....multiple units reporting..	477	372	75	18	10	2	
10 subunits reporting..	764	535	137	41	35	16	
11 acres..	19,185	13,162	3,597	1,288	807	331	
12 bushels..	397,243	239,833	65,310	29,630	14,532	7,938	
13 Cotton harvested.....multiple units reporting..	423	319	75	16	11	2	
14 subunits reporting..	736	465	166	46	43	16	
15 acres..	45,065	25,778	13,336	2,788	2,446	717	
16 bales..	26,104	15,572	7,497	1,554	1,211	270	
17 Tobacco harvested.....multiple units reporting..	(*)	(*)	(*)	(*)	(*)	(*)	(*)
18 subunits reporting..	(*)	(*)	(*)	(*)	(*)	(*)	(*)
19 acres..							
20 pounds..							
21 Rice harvested.....multiple units reporting..							
22 subunits reporting..							
23 acres..							
24 162-lb. barrels..							
25 Peanuts harvested for picking or threshing.....multiple units reporting..	78	8	8	3	2		
26 subunits reporting..	108	81	16	8	3		
27 acres..	3,718	2,288	994	336	100		
28 pounds..	2,469,595	1,544,755	626,600	232,300	65,940		
29 Horses and mules.....multiple units reporting..	383	293	60	16	12	2	
30 number..	1,774	1,269	245	108	121	31	
Landlord-tenant operations containing multiple units:							
31 All subunits including home farm.....number..	1,786	1,186	361	103	109	27	
32 Land in all subunits including home farm.....acres..	613,063	381,270	142,582	32,038	47,275	9,898	
33 Owned by operator of multiple unit.....acres..	394,852	251,781	75,260	20,663	37,550	9,598	
34 Rented by operator of multiple unit.....acres..	218,211	129,489	67,322	11,375	9,725	300	
35 Subunits not included in multiple units.....operators reporting..	180	127	36	8	8	1	
36 number..	356	226	73	19	35	3	
37 Share tenants.....number..	197	117	40	16	21	3	
38 Other tenants, not croppers nor share tenants.....number..	159	109	33	3	14		
39 Land in subunits not included in multiple units.....acres..	55,041	33,130	10,393	2,057	9,074	387	

Item (For definitions and explanations, see text)	Area 12 (part)						
	Total	Number of subunits					
		2	3	4	5 to 9	10 to 19	20 and over
1 Multiple-unit operations.....number..	1,183	903	181	49	42	8	
2 Subunits in multiple-unit operations.....total number..	2,900	1,806	543	196	261	94	
3 Home farms.....number..	1,154	881	176	47	42	8	
4 Cropper farms.....number..	1,746	925	367	149	219	86	
5 Land in multiple-unit operations.....total acres..	644,924	355,711	130,471	51,403	66,981	40,358	
6 Home farms.....acres..	573,779	315,719	114,831	45,841	60,080	37,308	
7 Cropper farms.....acres..	71,145	39,992	15,640	5,562	6,901	3,050	
8 Cropland harvested.....total acres..	119,974	66,651	23,119	11,120	14,214	4,870	
9 Corn harvested for grain.....multiple units reporting..	955	712	158	42	36	7	
10 subunits reporting..	1,655	1,026	333	105	137	54	
11 acres..	21,690	12,852	3,933	1,274	2,381	1,250	
12 bushels..	434,917	246,777	77,338	28,269	49,799	32,734	
13 Cotton harvested.....multiple units reporting..	1,000	738	165	48	41	8	
14 subunits reporting..	1,893	1,078	367	154	212	82	
15 acres..	63,045	34,945	11,843	5,082	8,108	3,067	
16 bales..	25,075	13,906	4,749	2,057	3,246	1,117	
17 Tobacco harvested.....multiple units reporting..	(*)	(*)	(*)	(*)	(*)	(*)	(*)
18 subunits reporting..	(*)	(*)	(*)	(*)	(*)	(*)	(*)
19 acres..							
20 pounds..							
21 Rice harvested.....multiple units reporting..							
22 subunits reporting..							
23 acres..							
24 162-lb. barrels..							
25 Peanuts harvested for picking or threshing.....multiple units reporting..	101	72	16	9	3	1	
26 subunits reporting..	137	93	25	14	4	1	
27 acres..	2,117	1,282	583	171	41	40	
28 pounds..	1,600,269	1,160,215	266,184	138,750	11,120	24,000	
29 Horses and mules.....multiple units reporting..	1,005	748	167	44	39	7	
30 number..	5,075	3,052	956	401	495	171	
Landlord-tenant operations containing multiple units:							
31 All subunits including home farm.....number..	3,922	2,373	688	285	352	224	
32 Land in all subunits including home farm.....acres..	710,157	396,978	138,939	55,249	72,587	46,404	
33 Owned by operator of multiple unit.....acres..	559,803	301,160	107,718	42,166	63,399	45,360	
34 Rented by operator of multiple unit.....acres..	150,354	95,818	31,221	13,083	9,188	1,044	
35 Subunits not included in multiple units.....operators reporting..	403	279	71	27	19	7	
36 number..	1,022	567	145	89	91	130	
37 Share tenants.....number..	542	280	76	56	58	72	
38 Other tenants, not croppers nor share tenants.....number..	480	287	69	33	33	58	
39 Land in subunits not included in multiple units.....acres..	65,233	41,267	8,468	3,846	5,606	6,046	

* Not available.

Economic Area Table 5.—MULTIPLE-UNIT OPERATIONS, BY NUMBER OF SUBUNITS: CENSUS OF 1950—Continued

[Data for units, land in units, and number of horses and mules relate to April 1, 1950; those for cropland harvested and crops harvested relate to 1949]

Item (For definitions and explanations, see text)	Area 14 (part)						
	Total	Number of subunits					
		2	3	4	5 to 9	10 to 19	20 and over
1 Multiple-unit operations.....number..	441	304	64	29	36	6	2
2 Subunits in multiple-unit operations.....total number..	1,276	608	192	116	220	79	61
3 Home farms.....number..	418	293	59	29	29	6	2
4 Cropper farms.....number..	858	315	133	87	191	73	59
5 Land in multiple-unit operations.....total acres..	443,563	239,287	55,589	53,638	48,873	26,890	19,286
6 Home farms.....acres..	400,943	221,255	48,657	51,049	39,638	23,536	16,808
7 Cropper farms.....acres..	42,620	18,032	6,932	2,589	9,235	3,354	2,478
8 Cropland harvested.....total acres..	86,760	41,604	14,903	6,867	12,273	5,682	5,431
9 Corn harvested for grain.....multiple units reporting..	334	228	51	20	27	6	2
10 subunits reporting..	731	347	111	51	115	55	52
11 acres..	11,342	5,945	1,564	1,160	1,437	625	611
12 bushels..	250,358	113,743	29,938	38,600	33,670	17,875	16,532
13 Cotton harvested.....multiple units reporting..	393	264	99	28	34	6	2
14 subunits reporting..	966	419	143	93	182	70	59
15 acres..	38,529	16,504	6,550	2,838	7,295	2,363	2,979
16 bales..	24,056	9,547	4,265	1,565	4,747	1,388	2,544
17 Tobacco harvested.....multiple units reporting..	(*)	(*)	(*)	(*)	(*)	(*)	(*)
18 subunits reporting..	(*)	(*)	(*)	(*)	(*)	(*)	(*)
19 acres..	(*)	(*)	(*)	(*)	(*)	(*)	(*)
20 pounds..	(*)	(*)	(*)	(*)	(*)	(*)	(*)
21 Rice harvested.....multiple units reporting..	17	11	5			1	
22 subunits reporting..	22	12	6			4	
23 acres..	7,999	4,125	2,414			1,462	
24 162-lb. barrels..	109,902	61,239	26,510			22,153	
25 Peanuts harvested for picking or threshing.....multiple units reporting..	9	9					
26 subunits reporting..	9	9					
27 acres..	210	210					
28 pounds..	72,100	72,100					
29 Horses and mules.....multiple units reporting..	289	189	47	20	27	4	2
30 number..	2,154	848	266	384	232	243	181
Landlord-tenant operations containing multiple units:							
31 All subunits including home farm.....number..	1,841	930	260	162	271	151	67
32 Land in all subunits including home farm.....acres..	516,723	281,790	71,458	55,906	60,166	27,758	19,645
33 Owned by operator of multiple unit.....acres..	351,061	171,363	54,250	48,556	34,209	23,038	19,645
34 Rented by operator of multiple unit.....acres..	165,662	110,427	17,208	7,350	25,957	4,720	
35 Subunits not included in multiple units.....operators reporting..	183	112	31	17	17	5	1
36 number..	565	322	68	46	51	72	6
37 Share tenants.....number..	294	165	41	30	26	26	6
38 Other tenants, not croppers nor share tenants.....number..	271	157	27	16	25	46	
39 Land in subunits not included in multiple units.....acres..	73,160	42,503	15,869	2,268	11,293	868	359

Item (For definitions and explanations, see text)	Area 15						
	Total	Number of subunits					
		2	3	4	5 to 9	10 to 19	20 and over
1 Multiple-unit operations.....number..	58	50	3	2	3		
2 Subunits in multiple-unit operations.....total number..	133	100	9	8	16		
3 Home farms.....number..	56	48	3	2	3		
4 Cropper farms.....number..	77	52	6	6	13		
5 Land in multiple-unit operations.....total acres..	22,693	18,453	1,690	1,582	968		
6 Home farms.....acres..	18,567	15,258	1,630	1,142	537		
7 Cropper farms.....acres..	4,126	3,195	60	440	431		
8 Cropland harvested.....total acres..	14,027	11,079	1,665	661	622		
9 Corn harvested for grain.....multiple units reporting..	10	9		1			
10 subunits reporting..	13	11		2			
11 acres..	158	138		20			
12 bushels..	3,125	2,945		180			
13 Cotton harvested.....multiple units reporting..	52	44	3	2	3		
14 subunits reporting..	100	70	9	7	14		
15 acres..	10,769	8,359	1,420	519	471		
16 bales..	9,087	7,527	979	150	431		
17 Tobacco harvested.....multiple units reporting..	(*)	(*)	(*)	(*)	(*)	(*)	(*)
18 subunits reporting..	(*)	(*)	(*)	(*)	(*)	(*)	(*)
19 acres..	(*)	(*)	(*)	(*)	(*)	(*)	(*)
20 pounds..	(*)	(*)	(*)	(*)	(*)	(*)	(*)
21 Rice harvested.....multiple units reporting..							
22 subunits reporting..							
23 acres..							
24 162-lb. barrels..							
25 Peanuts harvested for picking or threshing.....multiple units reporting..							
26 subunits reporting..							
27 acres..							
28 pounds..							
29 Horses and mules.....multiple units reporting..	26	22	2		2		
30 number..	72	58	3		11		
Landlord-tenant operations containing multiple units:							
31 All subunits including home farm.....number..	174	132	9	8	25		
32 Land in all subunits including home farm.....acres..	25,257	20,742	1,690	1,582	1,243		
33 Owned by operator of multiple unit.....acres..	17,019	14,119	340	1,550	1,010		
34 Rented by operator of multiple unit.....acres..	8,238	6,623	1,350	32	233		
35 Subunits not included in multiple units.....operators reporting..	19	17			2		
36 number..	41	32			9		
37 Share tenants.....number..	30	23			7		
38 Other tenants, not croppers nor share tenants.....number..	11	9			2		
39 Land in subunits not included in multiple units.....acres..	2,564	2,289			275		

*Not available.

MULTIPLE-UNIT OPERATIONS

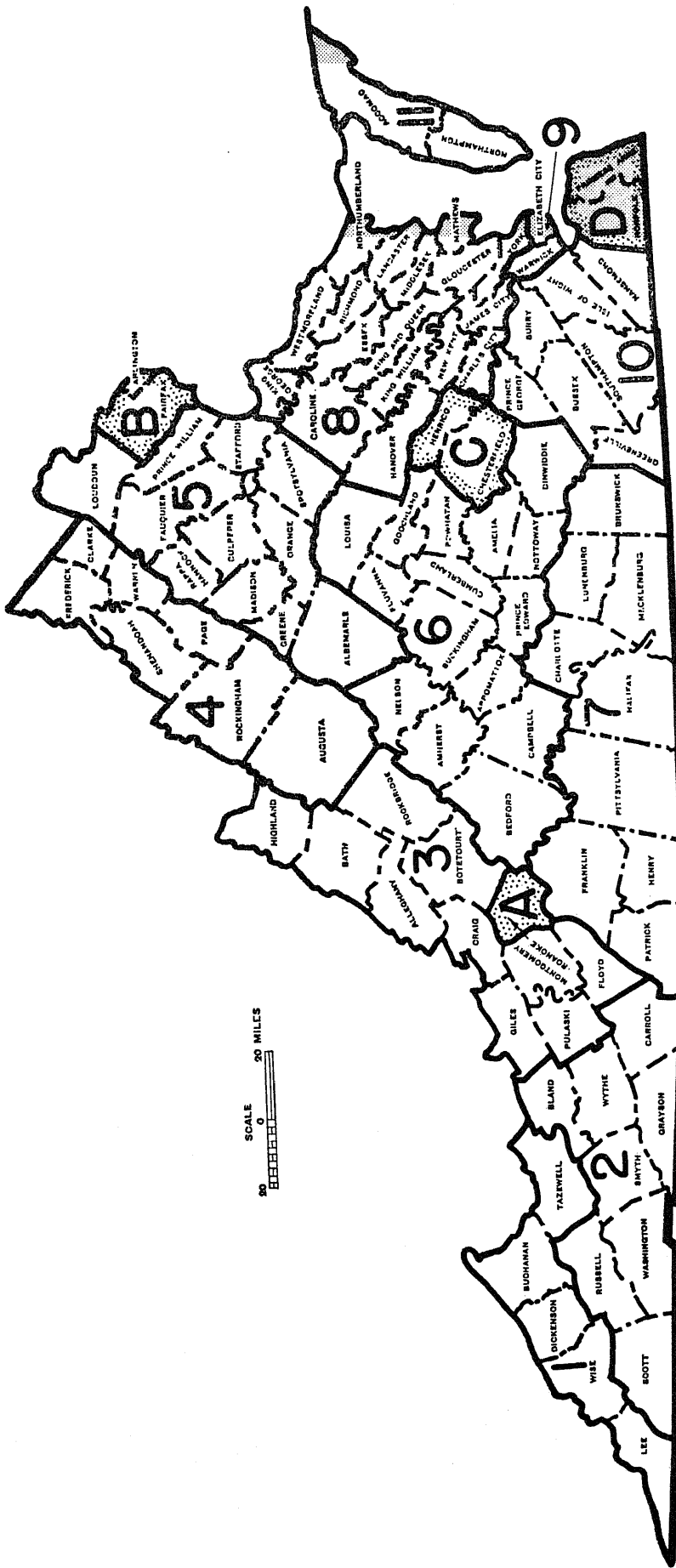
Economic Area Table 6.—MULTIPLE-UNIT OPERATIONS, BY KIND OF TENANTS IN LANDLORD-TENANT OPERATION: CENSUS OF 1950

[Data for units, land in units, and number of horses and mules relate to April 1, 1950; those for cropland harvested and crops harvested relate to 1949]


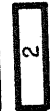

Table with 3 main sections: Total, selected areas; Areas 8, C, D, and E; Area 9; and Area 10. Columns include Item, Total, Kind of tenant in landlord-tenant operation (Croppers only, Croppers and/or other tenants only, Croppers and tenants other than share tenants only), and Total. Rows include Multiple-unit operations, Land in multiple-unit operations, Cropland harvested, and various crops and animals.

Not available.

VIRGINIA State Economic Areas



LEGEND

-  B METROPOLITAN STATE ECONOMIC AREA
-  2 NONMETROPOLITAN STATE ECONOMIC AREA
-  NOT IN MULTIPLE-UNIT AREA

MULTIPLE-UNIT OPERATIONS

County Table 1.—MULTIPLE-UNIT OPERATIONS: CENSUS OF 1950

[Data for farm units, land in farms, and number of horses and mules relate to April 1, 1950; those for cropland harvested and crops harvested relate to 1949]

Table with columns for Item, Total selected counties, Allegheny, Amelia, Amherst, Appomattox, Bath, Bedford, Bland, Botetourt, Brunswick, Buchanan, Buckingham, Campbell, Carroll. Rows include All farms, Land in farms, Cropland harvested, Corn harvested for grain, Cotton harvested, Tobacco harvested, Peanuts harvested, Horses and mules, and Multiple-unit operations.

1Reported in small fractions.

MULTIPLE-UNIT OPERATIONS

Economic Area Table 1.— MULTIPLE-UNIT OPERATIONS,

[Data for units, land in units, and number of horses and mules relate to April 1, 1950;

Item (For definitions and explanations, see text)	Area 6 (part)								
	Total	Size of unit							
		Under 30 acres	30 to 49 acres	50 to 69 acres	70 to 99 acres	100 to 139 acres	140 to 179 acres	180 to 219 acres	220 to 259 acres
1 Multiple-unit operations.....number..	710	6	17	18	48	93	87	84	78
2 Subunits in multiple-unit operations.....total number..	1,697	12	36	34	98	197	188	189	186
3 Home farms.....number..	696	4	14	18	47	92	86	84	76
4 Cropper farms.....number..	1,001	8	22	16	51	105	102	105	110
5 Land in multiple-unit operations.....total acres..	205,134	113	715	1,106	4,052	11,024	13,900	16,478	18,647
6 Home farms.....acres..	174,782	65	144	743	2,868	8,629	12,099	14,708	15,290
7 Cropper farms.....acres..	30,352	48	571	363	1,184	2,395	1,801	1,770	3,357
8 Cropland harvested.....total acres..	42,292	52	316	277	1,347	2,872	3,952	3,616	5,288
9 Corn harvested for grain.....multiple units reporting..	641	3	10	16	41	80	77	77	75
10 subunits reporting..	1,126	2	14	18	67	115	126	125	131
11 acres..	10,193	18	133	116	362	846	973	941	1,103
12 bushels..	363,938	450	5,250	4,130	10,515	28,621	39,247	29,911	38,838
13 Cotton harvested.....multiple units reporting..	13	4	2	1	2
14 subunits reporting..	17	5	2	1	3
15 acres..	34	12	4	1	7
16 bales..	23	8	1	1	5
17 Tobacco harvested.....multiple units reporting..	616	3	12	15	45	78	82	66	74
18 subunits reporting..	1,041	4	19	19	64	113	129	101	123
19 acres..	3,320	12	65	50	182	320	398	268	413
20 pounds..	3,636,081	11,900	67,736	42,796	190,428	354,686	413,862	294,016	453,969
21 Peanuts harvested for picking or threshing.....multiple units reporting..	44	3	4	7	5	4	10
22 subunits reporting..	86	4	7	10	7	9	20
23 acres..	955	30	68	125	70	113	223
24 pounds..	1,247,790	38,430	82,985	164,502	77,080	91,540	335,406
25 Horses and mules.....multiple units reporting..	635	5	11	14	44	77	79	75	72
26 number..	2,000	7	23	30	96	186	197	229	214
27 Landlord-tenant operations containing multiple units:									
28 All subunits including home farm.....number..	1,966	12	46	40	110	226	213	220	211
29 Land in all subunits including home farm.....acres..	218,859	113	2,207	1,549	4,528	12,113	14,765	17,108	19,190
30 Owned by operator of multiple unit.....acres..	199,624	78	2,103	1,292	4,430	11,621	13,014	15,962	18,466
31 Rented by operator of multiple unit.....acres..	19,235	35	104	257	98	492	1,751	1,146	724
32 Subunits not included in multiple units..operators reporting..	182	7	4	9	18	19	21	20
33 number..	269	10	6	12	29	25	31	25
34 Share tenants.....number..	119	5	2	3	16	10	13	12
35 Other tenants, not croppers nor share tenants.....number..	150	5	4	9	13	15	18	13
Land in subunits not included in multiple units.....acres..	13,725	1,492	443	476	1,089	865	630	543

Item (For definitions and explanations, see text)	Area 10 ¹			
	Total	Size of unit		
		Under 30 acres	30 to 49 acres	50 to 69 acres
1 Multiple-unit operations.....number..	553	3	9	44
2 Subunits in multiple-unit operations.....total number..	1,612	7	16	96
3 Home farms.....number..	485	3	7	36
4 Cropper farms.....number..	1,127	4	9	60
5 Land in multiple-unit operations.....total acres..	223,853	65	360	3,671
6 Home farms.....acres..	158,193	7	173	1,895
7 Cropper farms.....acres..	65,660	58	187	1,776
8 Cropland harvested.....total acres..	57,659	36	197	1,820
9 Corn harvested for grain.....multiple units reporting..	529	2	6	42
10 subunits reporting..	1,239	2	7	65
11 acres..	21,101	13	57	816
12 bushels..	791,267	300	1,755	29,805
13 Cotton harvested.....multiple units reporting..	364	5	28
14 subunits reporting..	784	7	43
15 acres..	4,318	34	254
16 bales..	2,606	19	128
17 Tobacco harvested.....multiple units reporting..	100	2	9
18 subunits reporting..	164	2	11
19 acres..	533	3	27
20 pounds..	523,204	1,552	29,043
21 Peanuts harvested for picking or threshing.....multiple units reporting..	539	2	9	42
22 subunits reporting..	1,287	12	66
23 acres..	22,403	15	83	733
24 pounds..	28,054,591	11,350	134,080	818,764
25 Horses and mules.....multiple units reporting..	483	2	6	41
26 number..	2,003	4	11	114
27 Landlord-tenant operations containing multiple units:				
28 All subunits including home farm.....number..	2,202	9	23	139
29 Land in all subunits including home farm.....acres..	276,946	186	497	7,359
30 Owned by operator of multiple unit.....acres..	245,035	186	458	7,073
31 Rented by operator of multiple unit.....acres..	31,911	39	286
32 Subunits not included in multiple units..operators reporting..	252	2	5	13
33 number..	590	2	7	43
34 Share tenants.....number..	367	1	1	27
35 Other tenants, not croppers nor share tenants.....number..	223	1	6	16
Land in subunits not included in multiple units.....acres..	53,093	121	137	3,688

¹Exclusive of independent cities.

BY SIZE OF UNIT: CENSUS OF 1950—Continued

those for cropland harvested and crops harvested relate to 1949]

Area 6 (part)—Continued			Area 7 ¹												
Size of unit—Con.			Total	Size of unit											
260 to 499 acres	500 to 999 acres	1,000 acres and over		Under 30 acres	30 to 49 acres	50 to 69 acres	70 to 99 acres	100 to 139 acres	140 to 179 acres	180 to 219 acres	220 to 259 acres	260 to 499 acres	500 to 999 acres	1,000 acres and over	
187	79	13	2,933	42	91	136	340	556	453	371	221	518	163	42	1
469	233	55	7,678	83	195	292	732	1,243	1,061	936	561	1,600	662	293	2
183	79	13	2,724	23	77	129	324	526	419	353	203	479	153	38	3
286	154	42	4,954	60	118	163	408	717	642	583	378	1,121	509	255	4
66,970	53,357	18,772	662,712	763	3,639	8,121	28,504	65,277	71,457	73,379	52,867	180,979	108,996	68,730	5
57,486	48,289	14,161	499,607	252	2,185	5,771	21,102	49,399	54,280	57,050	40,841	134,236	82,933	51,558	6
9,484	4,768	4,611	163,105	511	1,454	2,350	7,402	15,878	17,177	16,329	12,026	46,743	26,063	17,172	7
13,243	8,843	2,486	132,376	466	1,672	2,947	8,567	17,932	18,002	15,977	10,964	33,452	14,976	7,421	8
175	75	12	2,831	27	81	128	329	542	443	365	216	504	158	38	9
332	166	30	6,003	38	133	200	560	978	851	756	443	1,283	522	239	10
3,271	1,892	538	41,339	178	615	1,042	3,006	5,798	5,489	5,024	3,292	10,123	4,604	2,168	11
119,767	71,309	15,900	1,307,472	5,254	17,544	29,789	91,032	182,795	172,846	159,003	111,135	326,347	142,938	68,789	12
2	1	213	3	7	13	19	23	23	31	19	46	20	9	13
2	2	387	3	11	22	25	36	34	51	29	104	53	19	14
3	3	1,881	5	28	77	72	138	143	259	166	626	254	113	15
3	2	1,598	3	24	59	62	121	113	330	230	551	228	87	16
169	63	9	2,839	37	83	130	332	543	444	359	219	498	155	39	17
303	135	31	6,241	59	146	219	597	1,015	872	771	468	1,307	534	253	18
984	486	142	25,053	178	439	677	2,001	3,650	3,436	3,155	1,970	5,823	2,478	1,246	19
1,080,056	539,895	186,737	26,654,948	169,402	408,847	724,309	2,129,358	3,996,301	3,721,638	3,430,364	2,135,481	6,179,249	2,475,041	1,284,958	20
2	2	31	5	7	2	2	1	3	3	10	2	2	21
27	2	42	1	7	2	2	1	3	4	15	2	5	22
316	10	217	4	29	4	10	4	9	18	93	11	35	23
443,284	14,563	142,633	1,440	24,852	2,000	8,617	900	4,200	11,980	60,908	9,680	18,056	24
176	69	2,677	22	73	310	511	423	340	207	477	151	40	25
625	311	8,317	64	154	271	693	1,266	1,180	1,010	656	1,925	385	26
525	295	68	8,822	101	224	319	818	1,340	1,149	1,086	674	1,875	868	368	27
69,231	56,864	21,191	745,894	2,045	5,780	9,035	33,559	70,766	73,536	83,136	58,550	200,914	134,312	74,261	28
63,725	49,958	18,975	646,685	1,970	5,413	8,154	29,603	64,478	63,226	69,525	50,113	168,246	119,017	66,940	29
5,506	6,906	2,216	99,209	75	367	881	3,956	6,288	10,310	13,611	8,437	32,668	15,295	7,321	30
44	34	6	649	10	18	23	59	80	64	80	55	155	80	25	31
56	62	13	1,144	18	29	27	86	97	88	150	93	275	206	75	32
27	23	8	760	10	13	13	47	58	42	105	60	195	166	51	33
29	39	5	384	8	16	14	39	39	46	45	33	80	40	24	34
2,261	3,507	2,419	83,182	1,282	2,141	914	5,055	5,489	2,079	9,757	5,683	19,935	25,316	5,531	35
Area 10 ¹ —Continued															
Size of unit—Continued															
100 to 139 acres	140 to 179 acres	180 to 219 acres	220 to 259 acres	260 to 499 acres	500 to 999 acres	1,000 acres and over									
63	64	47	40	138	84	39	1	138	84	39	1	138	84	39	1
138	143	110	100	53	323	234	2	53	323	234	2	53	323	234	2
85	58	42	36	85	75	36	3	85	75	36	3	85	75	36	3
7,436	10,258	9,288	9,647	3,988	49,213	73,040	5	3,988	49,213	73,040	5	3,988	49,213	73,040	5
3,448	6,960	5,999	7,039	3,448	33,753	55,159	6	3,448	33,753	55,159	6	3,448	33,753	55,159	6
	3,298	3,299	2,608		15,460	17,881	7		15,460	17,881	7		15,460	17,881	7
	4,317	3,297	2,984		14,837	12,590	8		14,837	12,590	8		14,837	12,590	8
62	61	45	39	102	133	37	9	62	133	37	9	62	133	37	9
1,272	1,115	89	75	46,013	316	177	10	1,272	316	177	10	46,013	316	177	10
41	1,648	5,780	1,028		5,403	4,345	11	41	5,403	4,345	11		5,403	4,345	11
62	57,039	65,371	38,822		210,918	159,441	12	62	65,371	38,822	12		210,918	159,441	12
310	41	29	23		96	26	13	310	41	29	13		96	26	13
187	60	49	39		200	128	14	187	60	49	14		200	128	14
11	334	290	169		1,018	850	15	11	334	290	15		1,018	850	15
15	196	167	103		637	530	16	15	196	167	16		637	530	16
47	12	12	8		21	6	17	47	12	12	17		21	6	17
46,659	19	18	14		31	22	18	46,659	19	18	18		31	22	18
	64	56	40		96	74	19		64	56	19		96	74	19
	70,897	57,887	52,443		82,280	68,599	20		70,897	57,887	20		82,280	68,599	20
	63	46	39		136	36	21		63	46	21		136	36	21
	121	84	77		328	188	22		121	84	22		328	188	22
	1,715	1,318	1,068		6,292	4,039	23		1,715	1,318	23		6,292	4,039	23
	2,190,505	1,702,026	1,315,838		7,492,766	5,381,797	24		2,190,505	1,702,026	24		7,492,766	5,381,797	24
	51	40	36		120	33	25		51	40	25		120	33	25
	134	131	131		480	335	26		134	131	26		480	335	26
	180	139	133		527	373	27		180	139	27		527	373	27
	10,329	11,522	11,149		63,929	87,818	28		10,329	11,522	28		63,929	87,818	28
	9,795	10,260	9,795		56,240	82,914	29		9,795	10,260	29		56,240	82,914	29
	534	1,262	1,049		7,689	4,904	30		534	1,262	30		7,689	4,904	30
	17	22	22		62	32	31		17	22	31		62	32	31
	35	37	33		127	139	32		35	37	32		127	139	32
	25	23	23		82	84	33		25	23	33		82	84	33
	10	14	10		45	55	34		10	14	34		45	55	34
	2,893	1,264	1,502		14,716	14,778	35		2,893	1,264	35		14,716	14,778	35

MULTIPLE-UNIT OPERATIONS

Economic Area Table 2.—MULTIPLE-UNIT OPERATIONS, BY COLOR

[Data for units, land in units, and number of horses and mules relate to April 1, 1950;

Item (For definitions and explanations, see text)	Total, selected areas											
	All operators			Color and tenure of operator								
				Full owners			Part owners			Managers		
	Total	White	Non-white	Total	White	Non-white	Total	White	Non-white	Total	White	Non-white
1 Multiple-unit operations.....number..	5,466	5,094	372	4,284	4,024	260	839	765	74	9	9
2 Subunits in multiple-unit operations..total number..	13,837	12,985	852	10,617	10,032	585	2,342	2,163	179	51	51
3 Home farms.....number..	5,150	4,788	362	3,991	3,741	250	820	746	74	9	9
4 Cropper farms.....number..	8,687	8,197	490	6,626	6,291	335	1,522	1,417	105	42	42
5 Land in multiple-unit operations.....total acres..	1,398,925	1,340,608	58,317	1,059,831	1,021,616	38,215	252,220	238,328	13,892	8,531	8,531
6 Home farms.....acres..	1,108,922	1,062,776	46,146	827,016	797,957	29,059	207,537	196,085	11,452	7,103	7,103
7 Cropper farms.....acres..	290,003	277,832	12,171	232,815	223,659	9,156	44,683	42,243	2,440	1,428	1,428
8 Cropland harvested.....total acres..	284,517	270,591	13,926	208,336	199,433	8,903	59,261	55,576	3,685	1,020	1,020
9 Corn harvested for grain..multiple units reporting..	5,139	4,781	358	4,003	3,756	247	805	731	74	8	8
10 subunits reporting..	10,124	9,470	654	7,625	7,187	438	1,785	1,636	149	40	40
11 acres..	86,617	81,835	4,782	62,805	59,681	3,124	18,002	16,825	1,177	244	244
12 bushels..	3,133,551	2,998,314	135,237	2,276,850	2,184,964	91,886	674,740	644,399	30,341	5,030	5,030
13 Cotton harvested.....multiple units reporting..	590	494	96	406	338	68	153	129	24	3	3
14 subunits reporting..	1,188	1,025	163	756	648	108	350	301	49	9	9
15 acres..	6,233	5,553	680	3,849	3,402	447	2,012	1,800	212	65	65
16 bales..	4,227	3,798	429	2,685	2,407	278	1,280	1,146	134	51	51
17 Tobacco harvested.....multiple units reporting..	4,423	4,116	307	3,422	3,212	210	690	627	63	8	8
18 subunits reporting..	8,751	8,166	585	6,497	6,119	378	1,548	1,419	129	38	38
19 acres..	30,534	28,695	1,839	21,967	20,831	1,136	5,907	5,490	417	171	171
20 pounds..	33,417,852	31,712,981	1,704,871	24,270,200	23,197,223	1,072,977	6,373,354	5,993,306	380,048	149,382	149,382
21 Peanuts harvested for picking or threshing....multiple units reporting..	614	544	70	422	374	48	164	146	18	2	2
22 subunits reporting..	1,415	1,273	142	895	801	94	429	389	40	7	7
23 acres..	23,575	21,781	1,794	14,543	13,423	1,120	7,533	7,002	531	106	106
24 pounds..	29,445,014	27,481,225	1,963,789	18,563,016	17,323,794	1,239,222	9,184,369	8,637,812	546,557	124,366	124,366
25 Horses and mules.....multiple units reporting..	4,854	4,530	324	3,772	3,544	228	765	702	63	7	7
26 number..	15,559	14,672	887	11,748	11,143	605	2,820	2,634	186	49	49
27 Landlord-tenant operations containing multiple units: All subunits including home farm.....number..	16,110	15,153	957	12,419	11,761	658	2,735	2,524	211	74	74
28 Land in all subunits including home farm...acres..	1,552,964	1,491,552	61,412	1,184,950	1,144,295	40,655	277,069	262,522	14,547	9,217	9,217
29 Owned by operator of multiple unit...acres..	1,389,312	1,339,166	50,146	1,184,950	1,144,295	40,655	195,145	185,654	9,491	9,217	9,217
30 Rented by operator of multiple unit.....acres..	163,652	152,386	11,266	81,924	76,868	5,056
31 Subunits not included in multiple units.....operators reporting..	1,282	1,205	77	1,007	954	53	235	211	24	4	4
32 number..	2,273	2,168	105	1,802	1,729	73	393	361	32	23	23
33 Share tenants.....number..	1,338	1,289	49	1,010	978	32	272	255	17	19	19
34 Other tenants, not croppers nor share tenants.....number..	935	879	56	792	751	41	121	106	15	4	4
35 Land in subunits not included in multiple units.....acres..	154,039	150,944	3,095	125,119	122,679	2,440	24,849	24,194	655	686	686
Item (For definitions and explanations, see text)	Area 2 ¹											
	All operators			Color and tenure of operator								
	All operators			Full owners			Part owners			Managers		
				Total	White	Non-white	Total	White	Non-white	Total	White	Non-white
1 Multiple-unit operations.....number..	850	848	2	780	778	2	55	55	1	1
2 Subunits in multiple-unit operations..total number..	1,897	1,893	4	1,741	1,737	4	124	124	2	2
3 Home farms.....number..	832	830	2	763	761	2	54	54	1	1
4 Cropper farms.....number..	1,065	1,063	2	978	976	2	70	70	1	1
5 Land in multiple-unit operations.....total acres..	215,257	215,235	22	196,571	196,549	22	14,156	14,156	208	208
6 Home farms.....acres..	195,861	195,847	14	179,387	179,373	14	12,241	12,241	200	200
7 Cropper farms.....acres..	19,396	19,388	8	17,184	17,176	8	1,915	1,915	8	8
8 Cropland harvested.....total acres..	33,550	33,641	9	29,847	29,838	9	2,911	2,911	21	21
9 Corn harvested for grain..multiple units reporting..	766	764	2	704	702	2	48	48	1	1
10 subunits reporting..	1,174	1,172	2	1,077	1,075	2	78	78	2	2
11 acres..	9,290	9,284	6	8,211	8,205	6	887	887	11	11
12 bushels..	454,064	453,934	130	392,400	392,270	130	50,635	50,635	550	550
13 Cotton harvested.....multiple units reporting..
14 subunits reporting..
15 acres..
16 bales..
17 Tobacco harvested.....multiple units reporting..	626	624	2	571	569	2	42	42	1	1
18 subunits reporting..	920	918	2	835	833	2	66	66	2	2
19 acres..	1,200	1,199	1	1,076	1,075	1	102	102	3	3
20 pounds..	1,889,701	1,888,019	1,682	1,709,918	1,708,236	1,682	149,286	149,286	6,000	6,000
21 Peanuts harvested for picking or threshing....multiple units reporting..
22 subunits reporting..
23 acres..
24 pounds..
25 Horses and mules.....multiple units reporting..	721	719	2	658	656	2	49	49	1	1
26 number..	2,059	2,055	4	1,879	1,875	4	143	143	2	2
27 Landlord-tenant operations containing multiple units: All subunits including home farm.....number..	2,057	2,053	4	1,887	1,883	4	131	131	2	2
28 Land in all subunits including home farm...acres..	217,506	217,484	22	198,638	198,616	22	14,243	14,243	208	208
29 Owned by operator of multiple unit...acres..	208,148	208,126	22	198,638	198,616	22	9,302	9,302	208	208
30 Rented by operator of multiple unit.....acres..	9,358	9,358	4,941	4,941
31 Subunits not included in multiple units.....operators reporting..	122	122	111	111	7	7
32 number..	160	160	146	146	7	7
33 Share tenants.....number..	52	52	44	44	5	5
34 Other tenants, not croppers nor share tenants.....number..	108	108	102	102	2	2
35 Land in subunits not included in multiple units.....acres..	2,249	2,249	2,067	2,067	87	87

¹ Exclusive of independent cities.

MULTIPLE-UNIT OPERATIONS

Economic Area Table 2.—MULTIPLE-UNIT OPERATIONS, BY COLOR

[Data for units, land in units, and number of horses and mules relate to April 1, 1950;

Item (For definitions and explanations, see text)	Area 6 (part)											
	All operators			Color and tenure of operator								
	Total	White	Non-white	Full owners			Part owners			Managers		
				Total	White	Non-white	Total	White	Non-white	Total	White	Non-white
1 Multiple-unit operations.....number..	710	670	40	564	532	32	120	112	8	1	1	
2 Subunits in multiple-unit operations..total number..	1,697	1,605	92	1,332	1,257	75	303	286	17	2	2	
3 Home farms.....number..	696	656	40	552	520	32	118	110	8	1	1	
4 Cropper farms.....number..	1,001	949	52	780	737	43	185	176	9	1	1	
5 Land in multiple-unit operations.....total acres..	205,134	196,667	8,467	158,320	152,178	6,142	37,128	34,803	2,325	725	725	
6 Home farms.....acres..	174,782	168,011	6,771	133,557	128,876	4,681	32,406	30,316	2,090	724	724	
7 Cropper farms.....acres..	30,352	28,656	1,696	24,763	23,302	1,461	4,722	4,487	235	1	1	
8 Cropland harvested.....total acres..	42,292	40,285	2,007	30,635	29,640	995	9,913	8,901	1,012	73	73	
9 Corn harvested for grain..multiple units reporting..	641	603	38	510	480	30	109	101	8			
10 subunits reporting..	1,126	1,059	67	888	836	52	198	183	15			
11 acres..	10,193	9,692	501	7,837	7,496	341	1,938	1,778	160			
12 bushels..	363,938	348,980	14,958	276,137	265,837	10,300	72,353	67,695	4,658			
13 Cotton harvested.....multiple units reporting..	13	10	3	11	9	2	2	1	1			
14 subunits reporting..	17	13	4	13	11	2	4	2	2			
15 acres..	34	25	9	23	20	3	11	5	6			
16 bales..	23	18	5	15	13	2	8	5	3			
17 Tobacco harvested.....multiple units reporting..	616	582	34	481	455	26	112	104	8	1	1	
18 subunits reporting..	1,041	987	54	794	753	41	208	195	13	1	1	
19 acres..	3,320	3,162	158	2,484	2,369	115	719	676	43	1	1	
20 pounds..	3,636,081	3,478,935	157,146	2,655,161	2,544,808	110,353	847,605	800,812	46,793	2,000	2,000	
21 Peanuts harvested for picking or threshing.....multiple units reporting..	44	37	7	30	25	5	13	11	2			
22 subunits reporting..	86	72	14	55	44	11	29	26	3			
23 acres..	955	815	140	561	479	82	367	309	58			
24 pounds..	1,247,790	1,103,401	144,389	775,923	695,972	79,951	438,767	374,329	64,438			
25 Horses and mules.....multiple units reporting..	635	599	36	508	480	28	103	95	8			
26 -number..	2,000	1,890	110	1,568	1,488	80	362	332	30			
Landlord-tenant operations containing multiple units:												
27 All subunits including home farm.....number..	1,966	1,863	103	1,547	1,464	83	348	328	20	2	2	
28 Land in all subunits including home farm..acres..	218,859	210,336	8,523	168,647	162,485	6,162	40,245	37,884	2,361	725	725	
29 Owned by operator of multiple unit..acres..	199,624	191,664	7,960	168,647	162,485	6,162	30,252	28,454	1,798	725	725	
30 Rented by operator of multiple unit.....acres..	19,235	18,672	563	9,993	9,430	563	
31 Subunits not included in multiple units.....operators reporting..	182	173	9	143	137	6	31	28	3	
32 number..	269	258	11	215	207	8	45	42	3	
33 Share tenants.....number..	119	117	2	89	87	2	26	26	
34 Other tenants, not croppers nor share tenants.....number..	150	141	9	126	120	6	19	16	3	
35 Land in subunits not included in multiple units.....acres..	13,725	13,669	56	10,327	10,307	20	3,117	3,081	36	

Item (For definitions and explanations, see text)	Area 10 ¹					
	All operators			Color and tenure of operator		
	Total	White	Nonwhite	Full owners		
Total				White	Nonwhite	
1 Multiple-unit operations.....number..	553	492	61	379	337	42
2 Subunits in multiple-unit operations..total number..	1,612	1,462	150	1,038	939	99
3 Home farms.....number..	485	429	56	321	284	37
4 Cropper farms.....number..	1,127	1,033	94	717	655	62
5 Land in multiple-unit operations.....total acres..	223,853	211,229	12,624	148,181	139,874	8,307
6 Home farms.....acres..	158,193	149,308	8,885	100,485	94,907	5,578
7 Cropper farms.....acres..	65,660	61,921	3,739	47,696	44,967	2,729
8 Cropland harvested.....total acres..	57,659	53,645	4,014	36,770	34,189	2,581
9 Corn harvested for grain..multiple units reporting..	529	472	57	360	322	38
10 subunits reporting..	1,239	1,122	117	783	707	76
11 acres..	21,101	19,596	1,505	13,182	12,195	987
12 bushels..	791,267	744,142	47,125	493,618	461,108	32,510
13 Cotton harvested.....multiple units reporting..	364	319	45	243	214	29
14 subunits reporting..	784	698	86	485	434	51
15 acres..	4,318	3,865	453	2,535	2,253	282
16 bales..	2,606	2,359	247	1,577	1,430	147
17 Tobacco harvested.....multiple units reporting..	100	89	11	59	53	6
18 subunits reporting..	164	149	15	81	72	9
19 acres..	533	505	28	274	256	18
20 pounds..	523,204	489,889	33,315	271,448	247,699	23,749
21 Peanuts harvested for picking or threshing.....multiple units reporting..	539	480	59	367	327	40
22 subunits reporting..	1,287	1,162	125	807	726	81
23 acres..	22,403	20,759	1,644	13,815	12,783	1,032
24 pounds..	28,054,591	26,239,531	1,815,060	17,668,664	16,512,293	1,156,371
25 Horses and mules.....multiple units reporting..	483	432	51	330	294	36
26 -number..	2,003	1,854	149	1,306	1,198	108
Landlord-tenant operations containing multiple units:						
27 All subunits including home farm.....number..	2,202	2,008	194	1,468	1,340	128
28 Land in all subunits including home farm..acres..	276,946	262,496	14,450	190,069	180,261	9,808
29 Owned by operator of multiple unit..acres..	245,035	231,695	13,340	190,069	180,261	9,808
30 Rented by operator of multiple unit.....acres..	31,911	30,801	1,110
31 Subunits not included in multiple units.....operators reporting..	252	226	26	176	158	18
32 number..	590	546	44	430	401	29
33 Share tenants.....number..	367	341	26	268	251	17
34 Other tenants, not croppers nor share tenants.....number..	223	205	18	162	150	12
35 Land in subunits not included in multiple units.....acres..	53,093	51,267	1,826	41,888	40,387	1,501

¹Exclusive of independent cities.

AND TENURE OF OPERATOR: CENSUS OF 1950—Continued

those for cropland harvested and crops harvested relate to 1949]

Area 6 (part)—Continued			Area 7 ¹														
Color and tenure of operator—Con.			All operators		Color and tenure of operator												
Tenants						Full owners			Part owners			Managers			Tenants		
Total	White	Non-white	Total	White	Non-white	Total	White	Non-white	Total	White	Non-white	Total	White	Non-white	Total	White	Non-white
25	25	2,933	2,666	267	2,177	1,995	182	484	433	51	6	6	266	232	34
60	60	7,678	7,078	600	5,639	5,238	401	1,357	1,237	120	42	42	640	561	79
25	25	2,724	2,462	262	1,978	1,801	177	477	426	51	6	6	263	229	34
35	35	4,954	4,616	338	3,661	3,437	224	880	811	69	36	36	377	332	45
8,961	8,961	662,712	625,706	37,006	474,684	451,138	23,546	126,252	118,530	7,722	7,028	7,028	54,748	49,010	5,738
8,095	8,095	499,607	469,307	30,300	341,578	322,968	18,610	104,127	97,734	6,393	5,751	5,751	48,151	42,854	5,297
866	866	163,105	156,399	6,706	133,106	128,170	4,936	22,125	20,796	1,329	1,277	1,277	6,597	6,156	441
1,671	1,671	132,376	124,530	7,846	95,050	89,782	5,268	26,448	24,929	1,519	781	781	10,097	9,038	1,059
22	22	2,831	2,572	259	2,091	1,916	175	475	424	51	6	6	259	226	33
40	40	6,003	5,538	465	4,354	4,049	305	1,085	985	100	34	34	530	470	60
418	418	41,339	38,590	2,749	29,471	27,702	1,769	7,987	7,391	596	221	221	3,660	3,276	384
15,448	15,448	1,307,472	1,234,998	72,474	930,260	881,864	48,396	268,659	254,271	14,388	4,060	4,060	104,493	94,803	9,690
.....	213	165	48	152	115	37	51	42	9	2	2	8	6	2
.....	387	314	73	258	203	55	110	94	16	5	5	14	12	2
.....	1,881	1,663	218	1,291	1,129	162	520	470	50	34	34	36	30	6
.....	1,598	1,421	177	1,093	964	129	444	402	42	27	27	34	28	6
22	22	2,839	2,581	258	2,095	1,921	174	475	424	51	6	6	263	230	33
38	38	6,241	5,732	509	4,451	4,130	321	1,154	1,043	111	35	35	601	524	77
116	116	25,053	23,406	1,647	17,761	16,764	997	4,783	4,418	365	167	167	2,342	2,057	285
131,315	131,315	26,654,948	25,148,446	1,506,502	19,015,192	18,084,225	930,967	5,044,454	4,720,311	324,143	141,382	141,382	2,453,920	2,202,528	251,392
1	1	31	27	4	25	22	3	5	4	1	1	1	21
2	2	42	39	3	33	31	2	6	5	1	3	3	22
27	27	217	207	10	167	161	6	21	17	4	10	10	23
33,100	33,100	142,633	138,293	4,340	118,429	115,529	2,900	13,438	11,998	1,440	10,766	10,766	24
24	24	2,677	2,444	233	1,968	1,808	160	458	414	44	5	5	246	217	29
70	70	8,517	7,900	617	6,111	5,705	406	1,653	1,525	128	44	44	709	626	83
69	69	8,822	8,172	650	6,546	6,109	437	1,541	1,407	134	64	64	671	592	79
9,242	9,242	745,894	707,675	38,219	543,933	519,468	24,465	137,814	129,798	8,016	7,634	7,634	56,513	50,775	5,738
.....	646,685	618,059	28,626	543,933	519,468	24,465	95,118	90,957	4,161	7,634	7,634	29
9,242	9,242	99,209	89,616	9,593	42,696	38,841	3,855	56,513	50,775	5,738
8	8	649	607	42	505	476	29	121	108	13	3	3	20	20	31
9	9	1,144	1,094	50	907	871	36	184	170	14	22	22	31	31	32
4	4	760	739	21	572	559	13	144	136	8	19	19	25	25	33
5	5	384	355	29	335	312	23	40	34	6	3	3	6	6	34
281	281	83,182	81,969	1,213	69,249	68,330	919	11,562	11,268	294	606	606	1,765	1,765	35

Area 10 ¹ —Continued								
Color and tenure of operator—Continued								
Part owners			Managers			Tenants		
Total	White	Nonwhite	Total	White	Nonwhite	Total	White	Nonwhite
148	133	15	1	1	25	21	4
481	439	42	5	5	88	79	9
139	124	15	1	1	24	20	4
342	315	27	4	4	64	59	5
65,936	62,091	3,845	570	570	9,166	8,694	472
51,393	48,424	2,969	428	428	5,887	5,549	338
14,543	13,667	876	142	142	3,279	3,145	134
17,726	16,572	1,154	145	145	3,018	2,739	279
143	128	15	1	1	25	21	4
374	340	34	4	4	78	71	7
6,667	6,246	421	12	12	1,240	1,143	97
254,352	243,057	11,295	420	420	42,877	39,557	3,320
100	86	14	1	1	20	18	2
236	205	31	4	4	59	55	4
1,481	1,325	156	31	31	271	256	15
828	759	69	24	24	177	166	11
39	35	4	2	1	1
80	75	5	3	2	1
254	245	9	5	4	1
246,502	237,390	9,112	5,254	4,800	454
146	131	15	1	1	25	21	4
394	358	36	4	4	82	74	8
7,145	6,676	469	77	77	1,366	1,223	143
8,732,164	8,251,485	480,679	113,600	113,600	1,540,163	1,362,153	178,010
129	118	11	1	1	23	19	4
585	557	28	3	3	109	96	13
632	575	57	6	6	96	87	9
75,817	71,647	4,170	650	650	10,410	9,938	472
54,316	50,784	3,532	650	650	29
21,501	20,863	638	10,410	9,938	472
71	63	8	1	1	4	4	31
151	136	15	1	1	8	8	32
94	85	9	5	5	33
57	51	6	1	1	3	3	34
9,881	9,556	325	80	80	1,244	1,244	35

MULTIPLE-UNIT OPERATIONS

Economic Area Table 3.—MULTIPLE-UNIT OPERATIONS, BY TYPE OF FARM: CENSUS OF 1950

[Data for units, land in units, and number of horses and mules relate to April 1, 1950; those for cropland harvested and crops harvested relate to 1949]

Item (For definitions and explanations, see text)	Total, selected areas								
	Total	Type of farm							
		Cotton	Tobacco	Peanut	Cotton and tobacco	Cotton and peanut	Tobacco and peanut	Cotton, tobacco, and peanut	Miscellaneous
1 Multiple-unit operations..... number..	5,466	10	4,060	176	85	267	73	66	729
2 Subunits in multiple-unit operations..... total number..	13,837	31	10,270	457	228	817	201	206	1,627
3 Home farms..... number..	5,150	9	3,839	162	83	222	68	63	704
4 Cropper farms..... number..	8,687	22	6,431	295	145	595	133	143	923
5 Land in multiple-unit operations..... total acres..	1,398,925	4,874	934,757	75,821	26,629	101,896	19,794	28,007	207,147
6 Home farms..... acres..	1,108,922	4,064	746,850	53,995	21,137	69,042	15,167	22,145	176,522
7 Cropper farms..... acres..	290,003	810	187,907	21,826	5,492	32,854	4,627	5,862	30,625
8 Cropland harvested..... total acres..	284,517	685	178,596	18,405	5,482	27,374	5,041	5,535	43,399
9 Corn harvested for grain..... multiple units reporting..	5,139	10	3,877	169	85	264	73	64	597
10 subunits reporting..	10,124	26	7,663	346	178	671	137	153	930
11 acres..	86,617	216	55,719	7,904	1,370	10,465	1,405	1,595	7,943
12 bushels..	3,133,551	6,420	1,946,850	321,167	45,291	377,429	45,764	64,480	326,150
13 Cotton harvested..... multiple units reporting..	1,188	20	103	33	85	267	21	66	5
14 subunits reporting..	6,233	10	472	50	175	606	27	134	7
15 acres..	4,227	69	410	79	1,109	3,410	63	94	18
16 bales..	4,423	1	4,060	85	2,108	44	561	13
17 Tobacco harvested..... multiple units reporting..	4,751	1	8,149	179	5	126	107	182
18 subunits reporting..	30,534	1	28,962	581	9	451	313	217
19 acres..	33,417,852	1,300	31,603,495	627,167	9,460	488,315	321,314	366,797
20 pounds..	614	2	15	176	6	267	73	66	9
21 Peanuts harvested for picking or threshing..... multiple units reporting..	1,415	12	19	371	7	691	144	157	14
22 subunits reporting..	23,575	30	61	8,304	20	11,077	2,017	1,951	115
23 acres..	29,445,014	35,000	72,385	10,535,148	11,978	13,953,560	2,471,707	2,203,310	161,926
24 pounds..	4,854	7	3,692	145	78	247	62	56	567
25 Horses and mules..... multiple units reporting..	15,559	32	11,522	513	277	1,089	229	246	1,651
26 number..									
Landlord-tenant operations containing multiple units:									
27 All subunits including home farm..... number..	16,110	52	11,607	621	296	1,129	244	276	1,885
28 Land in all subunits including home farm..... acres..	1,552,964	5,244	1,018,664	85,030	29,679	140,625	21,191	31,357	221,174
29 Owned by operator of multiple unit..... acres..	1,389,312	5,133	904,040	75,789	26,583	122,103	19,147	28,995	207,522
30 Rented by operator of multiple unit..... acres..	163,652	111	114,624	9,241	3,096	18,522	2,044	2,362	13,652
31 Subunits not included in multiple units..... operators reporting..	1,282	5	833	65	31	131	26	33	158
32 number..	2,273	21	1,337	164	68	312	43	70	258
33 Share tenants..... number..	1,338	12	813	107	45	190	19	40	112
34 Other tenants, not croppers nor share tenants..... number..	935	9	524	57	23	122	24	30	146
35 Land in subunits not included in multiple units..... acres..	154,039	370	83,907	9,209	3,050	38,729	1,397	3,350	14,027

Item (For definitions and explanations, see text)	Area 1								
	Total	Type of farm							
		Cotton	Tobacco	Peanut	Cotton and tobacco	Cotton and peanut	Tobacco and peanut	Cotton, tobacco, and peanut	Miscellaneous
1 Multiple-unit operations..... number..	277	214	63
2 Subunits in multiple-unit operations..... total number..	650	506	144
3 Home farms..... number..	270	208	62
4 Cropper farms..... number..	380	298	82
5 Land in multiple-unit operations..... total acres..	53,019	38,724	14,295
6 Home farms..... acres..	47,209	34,966	12,243
7 Cropper farms..... acres..	5,810	3,758	2,052
8 Cropland harvested..... total acres..	10,881	7,609	3,272
9 Corn harvested for grain..... multiple units reporting..	248	196	52
10 subunits reporting..	400	317	83
11 acres..	3,233	2,545	688
12 bushels..	154,854	126,958	27,896
13 Cotton harvested..... multiple units reporting..
14 subunits reporting..
15 acres..
16 bales..
17 Tobacco harvested..... multiple units reporting..	238	214	24
18 subunits reporting..	380	346	34
19 acres..	424	399	25
20 pounds..	707,022	659,635	47,387
21 Peanuts harvested for picking or threshing..... multiple units reporting..
22 subunits reporting..
23 acres..
24 pounds..
25 Horses and mules..... multiple units reporting..	224	174	50
26 number..	662	512	150
Landlord-tenant operations containing multiple units:									
27 All subunits including home farm..... number..	746	571	175
28 Land in all subunits including home farm..... acres..	54,599	39,950	14,649
29 Owned by operator of multiple unit..... acres..	51,996	37,751	14,245
30 Rented by operator of multiple unit..... acres..	2,603	2,199	404
31 Subunits not included in multiple units..... operators reporting..	66	47	19
32 number..	96	65	31
33 Share tenants..... number..	35	28	7
34 Other tenants, not croppers nor share tenants..... number..	61	37	24
35 Land in subunits not included in multiple units..... acres..	1,580	1,226	354

Economic Area Table 3.—MULTIPLE-UNIT OPERATIONS, BY TYPE OF FARM: CENSUS OF 1950—Continued

[Data for units, land in units, and number of horses and mules relate to April 1, 1950; those for cropland harvested and crops harvested relate to 1949]

Item (For definitions and explanations, see text)	Area 2 ¹									
	Total	Type of farm								
		Cotton	Tobacco	Peanut	Cotton and tobacco	Cotton and peanut	Tobacco and peanut	Cotton, tobacco, and peanut	Miscellaneous	
1 Multiple-unit operations.....number..	850	560	290	
2 Subunits in multiple-unit operations.....total number..	1,897	1,257	640	
3 Home farms.....number..	832	551	281	
4 Cropper farms.....number..	1,065	706	359	
5 Land in multiple-unit operations.....total acres..	215,257	141,856	73,401	
6 Home farms.....acres..	195,861	129,902	65,959	
7 Cropper farms.....acres..	19,396	11,954	7,442	
8 Cropland harvested.....total acres..	33,650	19,743	13,907	
9 Corn harvested for grain.....multiple units reporting..	766	516	250	
10 subunits reporting..	1,174	789	385	
11 acres..	9,290	6,075	3,215	
12 bushels..	454,064	298,966	155,098	
13 Cotton harvested.....multiple units reporting..	
14 subunits reporting..	
15 acres..	
16 bales..	
17 Tobacco harvested.....multiple units reporting..	626	560	66	
18 subunits reporting..	920	829	91	
19 acres..	1,200	1,123	77	
20 pounds..	1,889,701	1,752,455	137,246	
21 Peanuts harvested for picking or threshing.....multiple units reporting..	
22 subunits reporting..	
23 acres..	
24 pounds..	
25 Horses and mules.....multiple units reporting..	721	489	232	
26 number..	2,059	1,382	677	
Landlord-tenant operations containing multiple units:										
27 All subunits including home farm.....number..	2,057	1,352	705	
28 Land in all subunits including home farm.....acres..	217,506	143,246	74,260	
29 Owned by operator of multiple unit.....acres..	208,148	137,995	70,153	
30 Rented by operator of multiple unit.....acres..	9,358	5,251	4,107	
31 Subunits not included in multiple units.....operators reporting..	122	72	50	
32 number..	160	95	65	
33 Share tenants.....number..	52	31	21	
34 Other tenants, not croppers nor share tenants.....number..	108	64	44	
35 Land in subunits not included in multiple units.....acres..	2,249	1,390	859	

Item (For definitions and explanations, see text)	Areas 3 and A ¹									
	Total	Type of farm								
		Cotton	Tobacco	Peanut	Cotton and tobacco	Cotton and peanut	Tobacco and peanut	Cotton, tobacco, and peanut	Miscellaneous	
1 Multiple-unit operations.....number..	143	3	140	
2 Subunits in multiple-unit operations.....total number..	303	6	297	
3 Home farms.....number..	143	3	140	
4 Cropper farms.....number..	160	3	157	
5 Land in multiple-unit operations.....total acres..	38,950	505	38,445	
6 Home farms.....acres..	33,270	472	32,798	
7 Cropper farms.....acres..	5,680	33	5,647	
8 Cropland harvested.....total acres..	7,659	99	7,560	
9 Corn harvested for grain.....multiple units reporting..	124	3	121	
10 subunits reporting..	182	3	179	
11 acres..	1,461	14	1,447	
12 bushels..	61,956	900	61,056	
13 Cotton harvested.....multiple units reporting..	
14 subunits reporting..	
15 acres..	
16 bales..	
17 Tobacco harvested.....multiple units reporting..	4	3	1	
18 subunits reporting..	5	3	2	
19 acres..	4	3	1	
20 pounds..	6,896	4,100	2,796	
21 Peanuts harvested for picking or threshing.....multiple units reporting..	
22 subunits reporting..	
23 acres..	
24 pounds..	
25 Horses and mules.....multiple units reporting..	114	3	111	
26 number..	318	9	309	
Landlord-tenant operations containing multiple units:										
27 All subunits including home farm.....number..	317	6	311	
28 Land in all subunits including home farm.....acres..	39,160	505	38,655	
29 Owned by operator of multiple unit.....acres..	37,824	505	37,319	
30 Rented by operator of multiple unit.....acres..	1,336	1,336	
31 Subunits not included in multiple units.....operators reporting..	11	11	
32 number..	14	14	
33 Share tenants.....number..	5	5	
34 Other tenants, not croppers nor share tenants.....number..	9	9	
35 Land in subunits not included in multiple units.....acres..	210	210	

¹Exclusive of independent cities.

MULTIPLE-UNIT OPERATIONS

Economic Area Table 3.—MULTIPLE-UNIT OPERATIONS, BY TYPE OF FARM: CENSUS OF 1950—Continued

[Data for units, land in units, and number of horses and mules relate to April 1, 1950; those for cropland harvested and crops harvested relate to 1949]

Item (For definitions and explanations, see text)	Area 6 (part)								
	Total	Type of farm							
		Cotton	Tobacco	Peanut	Cotton and tobacco	Cotton and peanut	Tobacco and peanut	Cotton, tobacco, and peanut	Miscellaneous
1 Multiple-unit operations.....number..	710		552	2			28	4	124
2 Subunits in multiple-unit operations.....total number..	1,697		1,318	8			80	9	282
3 Home farms.....number..	696		541	2			27	4	122
4 Cropper farms.....number..	1,001		777	6			53	5	160
5 Land in multiple-unit operations.....total acres..	205,134		155,600	448			5,805	932	42,349
6 Home farms.....acres..	174,782		133,067	354			4,398	768	36,235
7 Cropper farms.....acres..	30,352		22,533	94			1,447	164	6,114
8 Cropland harvested.....total acres..	42,292		30,364	128			1,937	317	9,546
9 Corn harvested for grain.....multiple units reporting..	641		502	2			28	4	105
10 subunits reporting..	1,126		890	4			56	8	168
11 acres..	10,193		8,037	36			471	80	1,569
12 bushels..	363,938		287,187	2,325			17,683	3,395	53,348
13 Cotton harvested.....multiple units reporting..	13		3	2			4	4	
14 subunits reporting..	17		4	2			5	6	
15 acres..	34		6	3			10	15	
16 bales..	23		3	3			6	11	
17 Tobacco harvested.....multiple units reporting..	616		552				28	4	32
18 subunits reporting..	1,041		941				52	6	42
19 acres..	3,320		3,029				192	15	84
20 pounds..	3,636,081		3,292,162				237,138	14,645	92,136
21 Peanuts harvested for picking or thrashing.....multiple units reporting..	44		10	2			28	4	
22 subunits reporting..	86		12	7			60	7	
23 acres..	955		44	64			752	95	
24 pounds..	1,247,790		55,465	83,750			1,000,710	107,865	
25 Horses and mules.....multiple units reporting..	635		506	2			21	1	105
26 number..	2,000		1,585	6			78	5	326
Landlord-tenant operations containing multiple units:									
27 All subunits including home farm.....number..	1,966		1,500	10			89	13	354
28 Land in all subunits including home farm.....acres..	218,859		165,924	460			6,034	951	45,490
29 Owned by operator of multiple unit.....acres..	199,624		152,346	460			5,722	735	40,361
30 Rented by operator of multiple unit.....acres..	19,235		13,578				312	216	5,129
31 Subunits not included in multiple units.....operators reporting..	182		130	1			7	2	42
32 number..	269		182	2			9	4	72
33 Share tenants.....number..	119		90				4	1	24
34 Other tenants, not croppers nor share tenants.....number..	150		92	2			5	3	48
35 Land in subunits not included in multiple units.....acres..	13,725		10,324	12			229	19	3,141
Area 7 ¹									
Item (For definitions and explanations, see text)	Total	Type of farm							
		Cotton	Tobacco	Peanut	Cotton and tobacco	Cotton and peanut	Tobacco and peanut	Cotton, tobacco, and peanut	Miscellaneous
1 Multiple-unit operations.....number..	2,933	8	2,726	1	85	4	2	15	92
2 Subunits in multiple-unit operations.....total number..	7,678	17	7,170	2	228	8	5	36	212
3 Home farms.....number..	2,724	8	2,531	1	83	3	2	14	82
4 Cropper farms.....number..	4,954	9	4,639	1	145	5	3	22	130
5 Land in multiple-unit operations.....total acres..	662,712	2,434	596,244	67	26,629	627	323	9,556	26,832
6 Home farms.....acres..	499,607	2,227	447,663	66	21,137	245	214	8,553	19,202
7 Cropper farms.....acres..	163,105	207	148,581	1	5,492	382	109	703	7,630
8 Cropland harvested.....total acres..	132,376	276	120,395	4	5,482	261	129	806	5,023
9 Corn harvested for grain.....multiple units reporting..	2,831	8	2,657		85	4	2	15	60
10 subunits reporting..	6,003	14	5,677		178	6	3	26	99
11 acres..	41,339	89	38,923		1,370	42	33	226	656
12 bushels..	1,307,472	2,115	1,228,444		45,291	1,310	2,120	5,985	22,207
13 Cotton harvested.....multiple units reporting..	213	8	100		85	4	1	15	
14 subunits reporting..	387	11	165		175	5	2	29	
15 acres..	1,881	56	466		1,109	46	4	200	
16 bales..	1,598	42	407		943	33	5	168	
17 Tobacco harvested.....multiple units reporting..	2,839	1	2,726		85	1	2	15	9
18 subunits reporting..	6,241	1	6,024		179	1	3	18	15
19 acres..	25,053	1	24,384		581	4	10	43	30
20 pounds..	26,654,948	1,300	25,876,387		627,167	3,600	11,000	48,262	87,232
21 Peanuts harvested for picking or thrashing.....multiple units reporting..	31		3	1	6	4	2	15	
22 subunits reporting..	42		2	1	7	5	3	24	
23 acres..	217		9	1	20	30	14	143	
24 pounds..	142,633		6,720	1,080	11,978	22,092	9,820	90,943	
25 Horses and mules.....multiple units reporting..	2,677	5	2,517	1	78	4	2	12	58
26 number..	8,517	11	8,018	2	277	10	3	39	157
Landlord-tenant operations containing multiple units:									
27 All subunits including home farm.....number..	8,822	22	8,159	4	296	12	8	59	262
28 Land in all subunits including home farm.....acres..	745,894	2,546	666,720	72	29,679	842	333	10,716	34,986
29 Owned by operator of multiple unit.....acres..	646,685	2,455	573,168	72	26,583	842	333	10,686	32,546
30 Rented by operator of multiple unit.....acres..	99,209	91	93,552		3,096			30	2,440
31 Subunits not included in multiple units.....operators reporting..	649	3	580	1	31	2	1	7	24
32 number..	1,144	5	989	2	68	4	3	23	50
33 Share tenants.....number..	760	2	660		45	1	2	13	37
34 Other tenants, not croppers nor share tenants.....number..	384	3	329	2	23	3	1	10	13
35 Land in subunits not included in multiple units.....acres..	83,182	112	70,476	5	3,050	215	10	1,160	8,154

¹Exclusive of independent cities.

Economic Area Table 3.—MULTIPLE-UNIT OPERATIONS, BY TYPE OF FARM: CENSUS OF 1950—Continued
 [Data for units, land in units, and number of horses and mules relate to April 1, 1950; those for cropland harvested and crops harvested relate to 1949]

Item (For definitions and explanations, see text)	Area 10 ¹									
	Total	Type of farm							Miscellaneous	
		Cotton	Tobacco	Peanut	Cotton and tobacco	Cotton and peanut	Tobacco and peanut	Cotton, tobacco, and peanut		
1 Multiple-unit operations.....number..	553	2	5	173	263	43	47	20	
2 Subunits in multiple-unit operations.....total number..	1,612	14	13	447	809	116	161	52	
3 Home farms.....number..	485	1	5	159	219	39	45	17	
4 Cropper farms.....number..	1,127	13	8	288	590	77	116	35	
5 Land in multiple-unit operations.....total acres..	223,853	2,440	1,828	75,306	101,269	13,666	17,519	11,825	
6 Home farms.....acres..	158,193	1,837	780	53,575	68,797	10,595	12,524	10,085	
7 Cropper farms.....acres..	65,660	603	1,048	21,731	32,472	3,071	4,995	1,740	
8 Cropland harvested.....total acres..	57,659	409	386	18,273	27,113	2,975	4,412	4,091	
9 Corn harvested for grain.....multiple units reporting..	529	2	3	167	260	43	45	9	
10 Subunits reporting..	1,239	12	7	342	665	78	119	16	
11 acres..	21,101	127	125	7,868	10,423	901	1,289	368	
12 bushels..	791,267	4,305	4,395	318,842	376,119	25,961	55,100	6,545	
13 Cotton harvested.....multiple units reporting..	364	2	31	263	16	47	5	
14 subunits reporting..	784	9	48	601	20	99	7	
15 acres..	4,318	59	139	3,364	49	689	18	
16 bales..	2,606	27	76	2,075	33	382	13	
17 Tobacco harvested.....multiple units reporting..	100	5	5	43	47	
18 subunits reporting..	164	6	4	71	83	
19 acres..	533	24	5	249	255	
20 pounds..	523,204	18,760	5,860	240,177	258,407	
21 Peanuts harvested for picking or threshing.....multiple units reporting..	539	2	2	173	263	43	47	9	
22 subunits reporting..	1,287	12	5	363	686	81	126	14	
23 acres..	22,403	30	8	8,239	11,047	1,251	1,713	115	
24 pounds..	28,054,591	35,000	10,200	10,450,318	13,931,468	1,461,177	2,004,502	161,926	
25 Horses and mules.....multiple units reporting..	483	2	3	142	243	39	43	11	
26 number..	2,003	21	16	505	1,079	148	202	32	
Landlord-tenant operations containing multiple units:										
27 All subunits including home farm.....number..	2,202	30	19	607	1,117	147	204	78	
28 Land in all subunits including home farm.....acres..	276,946	2,698	2,319	84,498	139,783	14,824	19,690	13,134	
29 Owned by operator of multiple unit.....acres..	245,035	2,678	2,275	75,257	121,261	13,092	17,574	12,898	
30 Rented by operator of multiple unit.....acres..	31,911	20	44	9,241	18,522	1,732	2,116	236	
31 Subunits not included in multiple units.....operators reporting..	252	2	4	63	129	18	24	12	
32 number..	590	16	6	160	308	31	43	26	
33 Share tenants.....number..	367	10	4	107	189	13	26	18	
34 Other tenants, not croppers nor share tenants.....number..	223	6	2	53	119	18	17	8	
35 Land in subunits not included in multiple units.....acres..	53,093	258	491	9,192	38,514	1,158	2,171	1,309	

¹Exclusive of independent cities.

Economic Area Table 4.—MULTIPLE-UNIT OPERATIONS, BY ACRES OF CROPLAND HARVESTED: CENSUS OF 1950—Continued

[Data for units, land in units, and number of horses and mules relate to April 1, 1950; those for cropland harvested and crops harvested relate to 1949]

Item (For definitions and explanations, see text)	Area 10 ¹								
	Total	Acres of cropland harvested							
		None	Under 20 acres	20 to 29 acres	30 to 49 acres	50 to 99 acres	100 to 199 acres	200 to 499 acres	500 acres and over
1 Multiple-unit operations.....number..	553	4	17	29	99	216	134	46	8
2 Subunits in multiple-unit operations.....total number..	1,612	8	35	58	209	538	451	236	77
3 Home farms.....number..	485	2	17	27	93	185	115	40	6
4 Cropper farms.....number..	1,127	6	18	31	116	353	336	196	71
5 Land in multiple-unit operations.....total acres..	223,853	2,211	2,020	3,182	18,094	72,144	65,991	44,081	16,130
6 Home farms.....acres..	158,193	1,850	1,542	2,344	13,611	54,998	47,930	28,016	7,902
7 Cropper farms.....acres..	65,660	361	478	838	4,483	17,146	18,061	16,065	8,228
8 Cropland harvested.....total acres..	57,659		192	690	3,864	15,285	18,191	13,250	6,187
9 Corn harvested for grain.....multiple units reporting..	529		12	29	94	210	132	44	8
10 subunits reporting.....acres..	1,239		15	32	146	423	369	191	63
11 bushels..	21,101		124	281	1,455	6,051	6,831	4,698	1,661
12 Cotton harvested.....multiple units reporting..	791,267		3,860	8,894	47,562	221,514	280,019	165,203	64,215
13 subunits reporting.....acres..	364		8	20	60	138	100	34	4
14 bales..	784		8	22	82	235	242	165	30
15 Tobacco harvested.....multiple units reporting..	4,318		23	100	400	1,177	1,314	1,093	211
16 subunits reporting.....acres..	2,606		13	56	238	714	753	642	190
17 bales..	100		6	7	25	42	14	4	2
18 subunits reporting.....acres..	164		6	7	34	68	24	7	18
19 pounds..	533		8	14	109	213	86	58	45
20 Peanuts harvested for picking or	523,204		12,428	22,332	101,489	226,036	68,654	49,000	43,265
21 threshing.....multiple units reporting..	539		15	29	97	212	134	44	8
22 subunits reporting.....acres..	1,287		18	35	148	424	396	202	64
23 bushels..	22,403		108	280	1,635	6,418	7,689	4,303	1,970
24 Horses and mules.....multiple units reporting..	28,054,591		118,583	324,781	2,138,284	8,249,329	9,163,337	5,642,221	2,418,056
25 subunits reporting.....acres..	483		16	24	89	188	116	43	7
26 number..	2,003		34	60	244	645	539	365	116
Landlord-tenant operations containing multiple units:									
27 All subunits including home farm.....number..	2,202	12	55	74	283	740	590	329	119
28 Land in all subunits including home farm.....acres..	276,946	3,260	2,812	3,873	23,409	91,265	77,963	51,703	22,661
29 Owned by operator of multiple unit.....acres..	245,035	3,260	2,520	3,836	22,162	83,408	63,866	45,394	20,589
30 Rented by operator of multiple unit.....acres..	31,911		292	37	1,247	7,857	14,097	6,309	2,072
31 Subunits not included in multiple									
32 units.....operators reporting..	252	2	12	11	41	88	62	28	8
33 number..	590	4	20	16	74	202	139	93	42
34 Share tenants.....number..	367	4	13	9	46	124	83	56	32
35 Other tenants, not croppers nor share tenants.....number..	223		7	7	28	78	56	37	10
Land in subunits not included in multiple units.....acres..	53,093	1,049	792	691	5,315	19,121	11,972	7,622	6,531

¹ Exclusive of independent cities.

Economic Area Table 5.—MULTIPLE-UNIT OPERATIONS, BY NUMBER OF SUBUNITS: CENSUS OF 1950—Continued

[Data for units, land in units, and number of horses and mules relate to April 1, 1950; those for cropland harvested and crops harvested relate to 1949]

Item (For definitions and explanations, see text)	Area 2 ¹						
	Total	Number of subunits					
		2	3	4	5 to 9	10 to 19	20 and over
1 Multiple-unit operations.....number..	850	717	93	26	12	2	
2 Subunits in multiple-unit operations.....total number..	1,897	1,434	279	104	60	20	
3 Home farms.....number..	832	702	92	26	10	2	
4 Cropper farms.....number..	1,065	732	187	78	50	18	
5 Land in multiple-unit operations.....total acres..	215,257	125,930	29,817	49,218	7,551	2,741	
6 Home farms.....acres..	195,861	112,802	26,918	47,857	6,256	2,028	
7 Cropper farms.....acres..	19,396	13,128	2,899	1,361	1,295	713	
8 Cropland harvested.....total acres..	33,650	24,559	5,245	1,973	1,417	456	
9 Corn harvested for grain.....multiple units reporting..	766	641	86	25	12	2	
10 subunits reporting..	1,174	877	166	61	54	16	
11 acres..	9,290	6,611	1,371	644	505	159	
12 bushels..	454,064	321,144	67,257	30,788	27,050	7,825	
13 Cotton harvested.....multiple units reporting..							
14 subunits reporting..							
15 acres..							
16 bales..							
17 Tobacco harvested.....multiple units reporting..	626	518	74	23	9	2	
18 subunits reporting..	920	674	139	63	36	8	
19 acres..	1,200	886	169	89	39	17	
20 pounds..	1,889,701	1,385,169	273,631	140,582	65,269	25,050	
21 Peanuts harvested for picking or threshing.....multiple units reporting..							
22 subunits reporting..							
23 acres..							
24 pounds..							
25 Horses and mules.....multiple units reporting..	721	600	86	22	11	2	
26 number..	2,059	1,550	322	100	59	28	
Landlord-tenant operations containing multiple units:							
27 All subunits including home farm.....number..	2,057	1,544	302	122	68	21	
28 Land in all subunits including home farm.....acres..	217,506	127,883	29,877	49,405	7,591	2,750	
29 Owned by operator of multiple unit.....acres..	208,148	121,627	28,857	48,258	6,656	2,750	
30 Rented by operator of multiple unit.....acres..	9,358	6,256	1,020	1,147	935		
31 Subunits not included in multiple units.....operators reporting..	122	93	19	7	2	1	
32 number..	160	110	23	18	8	1	
33 Share tenants.....number..	52	40	6	5	1		
34 Other tenants, not croppers nor share tenants.....number..	108	70	17	13	7	1	
35 Land in subunits not included in multiple units.....acres..	2,249	1,953	60	187	40	9	

Item (For definitions and explanations, see text)	Areas 3 and A ¹						
	Total	Number of subunits					
		2	3	4	5 to 9	10 to 19	20 and over
1 Multiple-unit operations.....number..	143	128	14		1		
2 Subunits in multiple-unit operations.....total number..	303	256	42		5		
3 Home farms.....number..	143	128	14		1		
4 Cropper farms.....number..	160	128	28		4		
5 Land in multiple-unit operations.....total acres..	38,950	32,980	4,870		1,100		
6 Home farms.....acres..	33,270	28,575	3,645		1,050		
7 Cropper farms.....acres..	5,680	4,405	1,225		50		
8 Cropland harvested.....total acres..	7,659	6,399	940		320		
9 Corn harvested for grain.....multiple units reporting..	124	109	14		1		
10 subunits reporting..	182	147	31		4		
11 acres..	1,461	1,099	240		122		
12 bushels..	61,956	49,441	9,515		3,000		
13 Cotton harvested.....multiple units reporting..							
14 subunits reporting..							
15 acres..							
16 bales..							
17 Tobacco harvested.....multiple units reporting..	4	3	1				
18 subunits reporting..	5	3	2				
19 acres..	4	3	1				
20 pounds..	6,896	4,100	2,796				
21 Peanuts harvested for picking or threshing.....multiple units reporting..							
22 subunits reporting..							
23 acres..							
24 pounds..							
25 Horses and mules.....multiple units reporting..	114	103	10		1		
26 number..	318	279	33		6		
Landlord-tenant operations containing multiple units:							
27 All subunits including home farm.....number..	317	269	43		5		
28 Land in all subunits including home farm.....acres..	39,160	33,172	4,888		1,100		
29 Owned by operator of multiple unit.....acres..	37,824	31,968	4,756		1,100		
30 Rented by operator of multiple unit.....acres..	1,336	1,204	132				
31 Subunits not included in multiple units.....operators reporting..	11	10	1				
32 number..	14	13	1				
33 Share tenants.....number..	5	4	1				
34 Other tenants, not croppers nor share tenants.....number..	9	9					
35 Land in subunits not included in multiple units.....acres..	210	192	18				

¹Exclusive of independent cities.

MULTIPLE-UNIT OPERATIONS

Economic Area Table 5.—MULTIPLE-UNIT OPERATIONS, BY NUMBER OF SUBUNITS: CENSUS OF 1950—Continued

[Data for units, land in units, and number of horses and mules relate to April 1, 1950; those for cropland harvested and crops harvested relate to 1949]

Item (For definitions and explanations, see text)	Area 6 (part)						
	Total	Number of subunits					
		2	3	4	5 to 9	10 to 19	20 and over
1 Multiple-unit operations.....number..	710	534	114	40	20	2	
2 Subunits in multiple-unit operations.....total number..	1,697	1,068	342	160	106	21	
3 Home farms.....number..	696	520	114	40	20	2	
4 Cropper farms.....number..	1,001	548	228	120	86	19	
5 Land in multiple-unit operations.....total acres..	205,134	128,484	42,426	18,482	13,229	2,513	
6 Home farms.....acres..	174,782	111,327	36,193	15,447	10,218	1,597	
7 Cropper farms.....acres..	30,352	17,157	6,233	3,035	3,011	916	
8 Cropland harvested.....total acres..	42,292	25,851	8,376	4,444	3,213	408	
9 Corn harvested for grain.....multiple units reporting..	641	473	108	38	20	2	
10 subunits reporting..	1,126	711	229	106	66	14	
11 acres..	10,193	6,311	2,088	1,022	661	111	
12 bushels..	363,938	226,089	74,313	37,855	22,836	2,845	
13 Cotton harvested.....multiple units reporting..	13	10	1		2		
14 subunits reporting..	17	12	2		3		
15 acres..	34	24	5		5		
16 bales..	23	16	5		2		
17 Tobacco harvested.....multiple units reporting..	616	454	103	38	19	2	
18 subunits reporting..	1,041	638	215	107	66	15	
19 acres..	3,320	1,980	675	366	229	70	
20 pounds..	3,636,081	2,221,181	736,647	365,708	230,380	82,165	
21 Peanuts harvested for picking or threshing.....multiple units reporting..	44	25	13	2	3	1	
22 subunits reporting..	86	37	26	5	10	8	
23 acres..	955	367	330	75	79	104	
24 pounds..	1,247,790	477,177	382,307	131,042	105,246	152,018	
25 Horses and mules.....multiple units reporting..	635	469	107	38	19	2	
26 number..	2,000	1,236	407	185	152	20	
Landlord-tenant operations containing multiple units:							
27 All subunits including home farm.....number..	1,966	1,244	400	181	119	22	
28 Land in all subunits including home farm.....acres..	218,859	135,499	45,142	21,550	14,068	2,600	
29 Owned by operator of multiple unit.....acres..	199,624	123,422	40,226	21,080	12,298	2,598	
30 Rented by operator of multiple unit.....acres..	19,235	12,077	4,916	470	1,770	2	
31 Subunits not included in multiple units.....operators reporting..	182	122	40	14	5	1	
32 number..	269	176	58	21	13	1	
33 Share tenants.....number..	119	79	26	8	5	1	
34 Other tenants, not croppers nor share tenants.....number..	150	97	32	13	8		
35 Land in subunits not included in multiple units.....acres..	13,725	7,015	2,716	3,068	839	87	

Item (For definitions and explanations, see text)	Area 7 ¹						
	Total	Number of subunits					
		2	3	4	5 to 9	10 to 19	20 and over
1 Multiple-unit operations.....number..	2,933	1,933	627	207	150	14	2
2 Subunits in multiple-unit operations.....total number..	7,678	3,866	1,881	828	856	168	79
3 Home farms.....number..	2,724	1,796	575	196	144	12	1
4 Cropper farms.....number..	4,954	2,070	1,306	632	712	156	78
5 Land in multiple-unit operations.....total acres..	662,712	331,341	163,470	70,486	75,343	17,275	4,797
6 Home farms.....acres..	499,607	262,782	122,520	50,980	52,740	10,570	15
7 Cropper farms.....acres..	163,105	68,559	40,950	19,506	22,603	6,705	4,782
8 Cropland harvested.....total acres..	132,376	68,204	31,990	14,057	14,009	3,037	1,079
9 Corn harvested for grain.....multiple units reporting..	2,831	1,850	615	204	146	14	2
10 subunits reporting..	6,003	3,043	1,450	644	662	129	75
11 acres..	41,339	20,794	10,229	4,231	4,562	1,096	427
12 bushels..	1,307,472	637,865	338,225	138,711	156,078	24,488	12,105
13 Cotton harvested.....multiple units reporting..	213	125	47	19	19	3	
14 subunits reporting..	387	175	85	46	61	20	
15 acres..	1,881	812	418	274	286	91	
16 bales..	1,598	642	407	225	244	81	
17 Tobacco harvested.....multiple units reporting..	2,839	1,851	619	206	147	14	2
18 subunits reporting..	6,241	3,082	1,529	675	727	150	78
19 acres..	25,053	12,087	6,201	2,660	3,010	697	398
20 pounds..	26,654,948	12,886,365	6,611,675	2,869,719	3,217,143	678,246	391,800
21 Peanuts harvested for picking or threshing.....multiple units reporting..	31	24	5	2			
22 subunits reporting..	42	27	10	5			
23 acres..	217	122	60	35			
24 pounds..	142,633	80,219	48,370	14,044			
25 Horses and mules.....multiple units reporting..	2,677	1,733	586	197	145	14	2
26 number..	8,517	4,454	2,003	882	918	212	48
Landlord-tenant operations containing multiple units:							
27 All subunits including home farm.....number..	8,822	4,452	2,173	941	988	187	81
28 Land in all subunits including home farm.....acres..	745,894	364,600	188,488	78,548	90,537	18,281	5,440
29 Owned by operator of multiple unit.....acres..	646,685	312,970	162,652	68,159	80,599	16,865	5,440
30 Rented by operator of multiple unit.....acres..	99,209	51,630	25,836	10,389	9,938	1,416	
31 Subunits not included in multiple units.....operators reporting..	649	377	153	54	55	8	2
32 number..	1,144	586	292	113	132	19	2
33 Share tenants.....number..	760	355	215	80	97	11	2
34 Other tenants, not croppers nor share tenants.....number..	384	231	77	33	35	8	
35 Land in subunits not included in multiple units.....acres..	83,182	33,259	25,018	8,062	15,194	1,006	643

¹Exclusive of independent cities.

Economic Area Table 5.—MULTIPLE-UNIT OPERATIONS, BY NUMBER OF SUBUNITS: CENSUS OF 1950—Continued

[Data for units, land in units, and number of horses and mules relate to April 1, 1950; those for cropland harvested and crops harvested relate to 1949]

Item (For definitions and explanations, see text)	Area 10 ¹						
	Total	Number of subunits					
		2	3	4	5 to 9	10 to 19	20 and over
1 Multiple-unit operations.....number..	553	326	121	52	44	9	1
2 Subunits in multiple-unit operations.....total number..	1,612	652	363	208	268	92	29
3 Home farms.....number..	485	291	104	44	38	7	1
4 Cropper farms.....number..	1,127	361	259	164	230	85	28
5 Land in multiple-unit operations.....total acres..	223,853	81,807	54,693	30,825	38,202	15,101	3,225
6 Home farms.....acres..	158,193	63,496	40,607	22,415	24,297	5,035	2,343
7 Cropper farms.....acres..	65,660	18,311	14,086	8,410	13,905	10,066	882
8 Cropland harvested.....total acres..	57,659	22,366	13,304	6,523	10,207	4,377	882
9 Corn harvested for grain.....multiple units reporting..	529	305	121	52	41	9	1
10 subunits reporting.....	1,239	483	285	174	193	82	22
11 acres.....	21,101	8,298	5,035	2,585	3,115	1,845	223
12 bushels.....	791,267	329,495	186,149	92,690	115,178	63,620	4,135
13 Cotton harvested.....multiple units reporting..	364	194	78	46	38	7	1
14 subunits reporting.....	784	265	152	127	167	63	10
15 acres.....	4,318	1,498	790	592	1,014	377	47
16 bales.....	2,606	861	499	395	543	271	37
17 Tobacco harvested.....multiple units reporting..	100	58	22	10	8	1	1
18 subunits reporting.....	164	74	40	18	14	1	17
19 acres.....	533	220	131	68	69	2	43
20 pounds.....	523,204	232,529	138,036	59,683	49,691	2,800	40,465
21 Peanuts harvested for picking or threshing.....multiple units reporting..	539	314	120	52	43	9	1
22 subunits reporting.....	1,287	486	292	182	219	85	23
23 acres.....	22,403	8,150	5,576	3,079	3,637	1,618	343
24 pounds.....	28,054,591	10,565,067	6,481,929	3,974,037	4,085,027	2,455,343	493,188
25 Horses and mules.....multiple units reporting..	483	274	111	47	41	9	1
26 number.....	2,003	786	456	265	298	173	25
Landlord-tenant operations containing multiple units:							
27 All subunits including home farm.....number..	2,202	870	467	312	369	154	30
28 Land in all subunits including home farm.....acres..	276,946	96,053	67,342	40,746	44,170	25,360	3,275
29 Owned by operator of multiple unit.....acres..	245,035	87,633	60,212	33,856	37,791	23,093	2,450
30 Rented by operator of multiple unit.....acres..	31,911	8,420	7,130	6,890	6,379	2,267	825
31 Subunits not included in multiple units.....operators reporting..	252	133	47	33	30	8	1
32 number.....	590	218	104	104	101	62	1
33 Share tenants.....number..	367	141	60	72	58	35	1
34 Other tenants, not croppers nor share tenants.....number..	223	77	44	32	43	27
35 Land in subunits not included in multiple units.....acres..	53,093	14,246	12,649	9,921	5,968	10,259	50

¹Exclusive of independent cities.

Economic Area Table 6.—MULTIPLE-UNIT OPERATIONS, BY KIND OF TENANTS IN LANDLORD-TENANT OPERATION: CENSUS OF 1950—Continued

[Data for units, land in units, and number of horses and mules relate to April 1, 1950; those for cropland harvested and crops harvested relate to 1949]

Item (For definitions and explanations, see text)	Area 6 (part)				Area 7 ¹			
	Total	Kind of tenant in landlord-tenant operation			Total	Kind of tenant in landlord-tenant operation		
		Croppers only	Croppers, share, and/or other tenants only	Croppers and tenants other than share tenants only		Croppers only	Croppers, share, and/or other tenants only	Croppers and tenants other than share tenants only
1 Multiple-unit operations.....number..	710	528	85	97	2,933	2,284	419	230
2 Subunits in multiple-unit operations.....total number..	1,697	1,237	222	238	7,678	5,813	1,275	590
3 Home farms.....number..	696	516	84	96	2,724	2,133	375	216
4 Cropper farms.....number..	1,001	721	138	142	4,954	3,680	900	374
5 Land in multiple-unit operations.....total acres..	205,134	141,848	30,944	32,342	662,712	458,893	146,520	57,299
6 Home farms.....acres..	174,782	120,299	25,450	29,033	499,607	348,103	105,501	46,003
7 Cropper farms.....acres..	30,352	21,549	5,494	3,309	163,105	110,790	41,019	11,296
8 Cropland harvested.....total acres..	42,292	30,922	4,643	6,727	132,376	98,500	23,208	10,668
9 Corn harvested for grain.....multiple units reporting..	641	480	71	90	2,831	2,215	399	217
10 subunits reporting.....	1,126	851	122	153	6,003	4,613	921	459
11 acres.....	10,193	7,855	926	1,412	41,339	31,282	6,861	3,196
12 bushels..	363,938	280,750	34,672	48,516	1,307,472	991,004	205,047	111,421
13 Cotton harvested.....multiple units reporting..	13	7	3	3	213	149	26	28
14 subunits reporting.....	17	9	4	4	387	271	68	43
15 acres..	34	20	6	8	1,881	1,288	390	203
16 bales..	23	14	3	6	1,598	1,073	342	183
17 Tobacco harvested.....multiple units reporting..	616	467	70	79	2,839	2,215	404	220
18 subunits reporting.....	1,041	797	126	118	6,241	4,818	966	457
19 acres..	3,320	2,501	437	382	25,053	19,035	4,204	1,814
20 pounds..	3,636,081	2,776,079	447,296	412,706	26,654,948	20,388,126	4,331,146	1,935,676
21 Peanuts harvested for picking or threshing.....multiple units reporting..	44	29	7	8	31	18	9	4
22 subunits reporting.....	86	63	7	16	42	23	13	6
23 acres..	955	732	51	172	217	124	69	24
24 pounds..	1,247,790	946,238	50,063	251,489	142,633	82,268	38,945	21,420
25 Horses and mules.....multiple units reporting..	635	482	69	84	2,677	2,113	361	203
26 number..	2,000	1,424	295	281	8,517	6,320	1,519	678
Landlord-tenant operations containing multiple units:								
27 All subunits including home farm.....number..	1,966	1,237	360	369	8,822	5,813	2,140	869
28 Land in all subunits including home farm.....acres..	218,899	141,848	41,110	35,901	745,894	458,893	222,155	64,846
29 Owned by operator of multiple unit.....acres..	199,624	129,188	36,465	33,971	646,685	381,887	203,476	61,322
30 Rented by operator of multiple unit.....acres..	19,235	12,660	4,645	1,930	99,209	77,006	18,679	3,524
31 Subunits not included in multiple units.....operators reporting..	182	85	97	649	419	230
32 number..	289	138	131	1,144	765	279
33 Share tenants.....number..	119	119	760	860
34 Other tenants, not croppers nor share tenants.....number..	150	19	384	105
35 Land in subunits not included in multiple units.....acres..	13,725	10,166	3,559	83,182	75,635	7,547

Item (For definitions and explanations, see text)	Area 10 ¹			
	Total	Kind of tenant in landlord-tenant operation		
		Croppers only	Croppers, share, and/or other tenants only	Croppers and tenants other than share tenants only
1 Multiple-unit operations.....number..	553	301	183	69
2 Subunits in multiple-unit operations.....total number..	1,612	791	620	201
3 Home farms.....number..	485	264	158	63
4 Cropper farms.....number..	1,127	527	462	138
5 Land in multiple-unit operations.....total acres..	223,853	84,831	109,656	29,366
6 Home farms.....acres..	158,193	59,110	75,400	23,683
7 Cropper farms.....acres..	65,660	25,721	34,256	5,683
8 Cropland harvested.....total acres..	57,659	26,470	23,646	7,543
9 Corn harvested for grain.....multiple units reporting..	529	291	174	64
10 subunits reporting.....	1,239	626	467	146
11 acres.....	21,101	10,660	8,422	2,019
12 bushels..	791,267	403,123	318,596	69,548
13 Cotton harvested.....multiple units reporting..	364	187	135	42
14 subunits reporting.....	784	369	329	86
15 acres..	4,318	1,789	1,956	573
16 bales..	2,606	1,081	1,223	302
17 Tobacco harvested.....multiple units reporting..	100	51	33	16
18 subunits reporting.....	164	84	57	23
19 acres..	533	255	176	102
20 pounds..	523,204	248,437	177,869	96,898
21 Peanuts harvested for picking or threshing.....multiple units reporting..	539	294	177	68
22 subunits reporting.....	1,287	658	487	142
23 acres..	22,403	10,765	9,287	2,351
24 pounds..	28,054,591	13,824,977	11,461,318	2,768,296
25 Horses and mules.....multiple units reporting..	483	265	159	59
26 number..	2,003	902	882	219
Landlord-tenant operations containing multiple units:				
27 All subunits including home farm.....number..	2,202	791	1,108	303
28 Land in all subunits including home farm.....acres..	276,946	84,831	160,042	32,073
29 Owned by operator of multiple unit.....acres..	245,035	69,363	145,116	30,556
30 Rented by operator of multiple unit.....acres..	31,911	15,468	14,926	1,517
31 Subunits not included in multiple units.....operators reporting..	252	183	69
32 number..	590	488	102
33 Share tenants.....number..	367	367
34 Other tenants, not croppers nor share tenants.....number..	223	121
35 Land in subunits not included in multiple units.....acres..	53,093	50,386	2,707

¹Exclusive of independent cities.