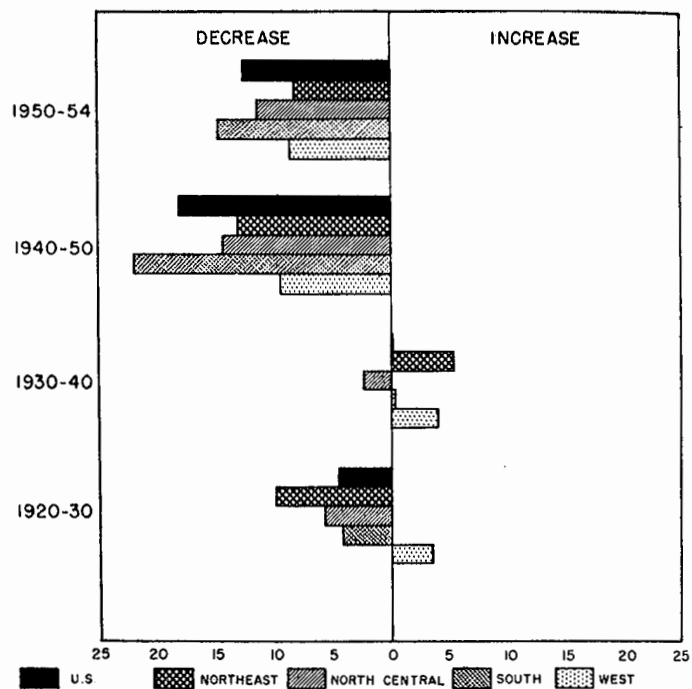
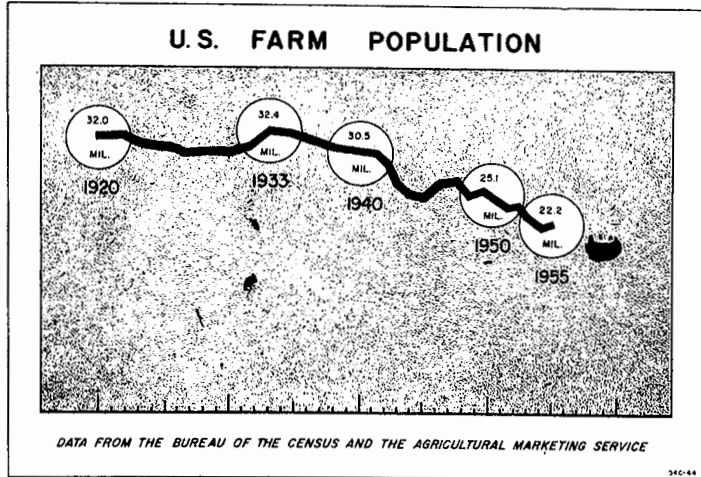


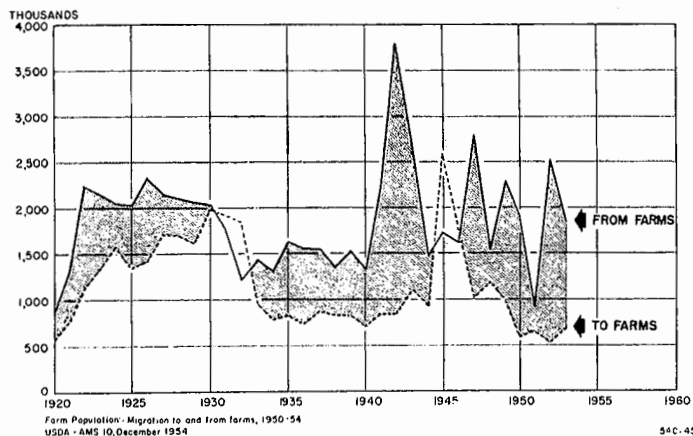
PERCENTAGE CHANGE IN THE FARM POPULATION, SELECTED PERIODS, UNITED STATES AND REGIONS, 1920-54



54C-48

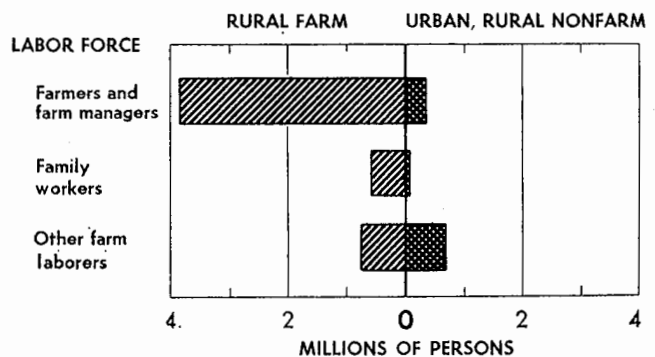


MIGRATION TO AND FROM FARMS, U.S.: 1920-53



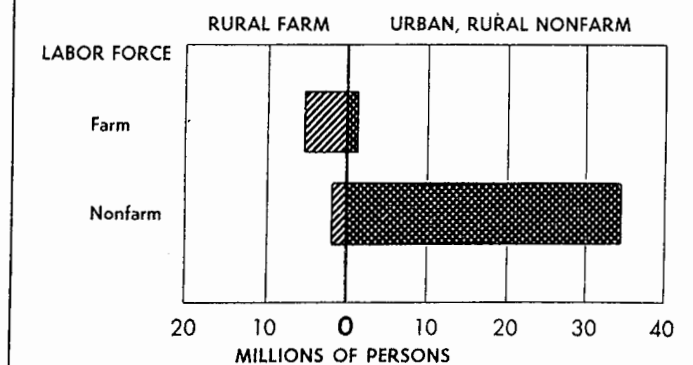
54C-45

RESIDENCE OF THE FARM LABOR FORCE
By Kind of Worker, U.S., 1950



SOURCE: CENSUS OF POPULATION, 1950
U.S. DEPARTMENT OF AGRICULTURE NEG. 56 (111)-2247 AGRICULTURAL RESEARCH SERVICE


RESIDENCE OF LABOR FORCE
Farm and Nonfarm, U.S. 1950




SOURCE: CENSUS OF POPULATION, 1950
U.S. DEPARTMENT OF AGRICULTURE NEG. 56 (111)-2246 AGRICULTURAL RESEARCH SERVICE

TENURE OF FARM WORKERS

COMMERCIAL FARMS



HIRED WORKERS



DATA FOR 33 STATES, SEPTEMBER 26-OCTOBER 2; FOR 15 STATES, OCTOBER 24-30, 1954.

U.S. DEPARTMENT OF AGRICULTURE NEG. 56 (111)-2243 AGRICULTURAL RESEARCH SERVICE