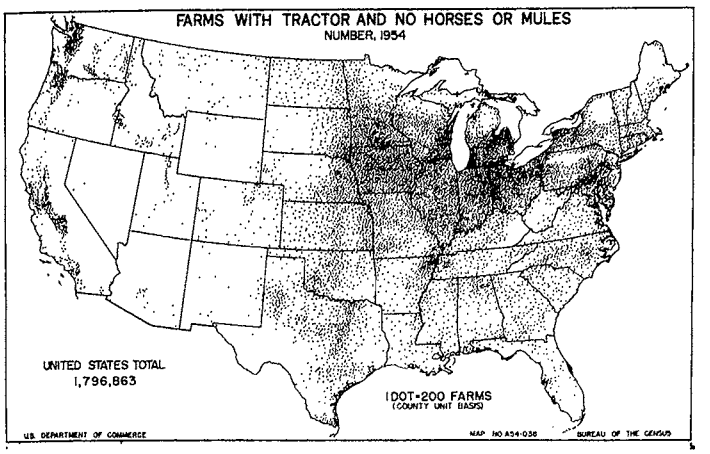
FARMS WITH TRACTOR AND NO HORSES OR MULES
NUMBER, 1954
UNITED STATES TOTAL
1,796,863
1 DOT=200 FARMS
(COUNTY UNIT BASIS)
U.S. DEPARTMENT OF COMMERCE
MAP NO A54-038
BUREAU OF THE CENSUS

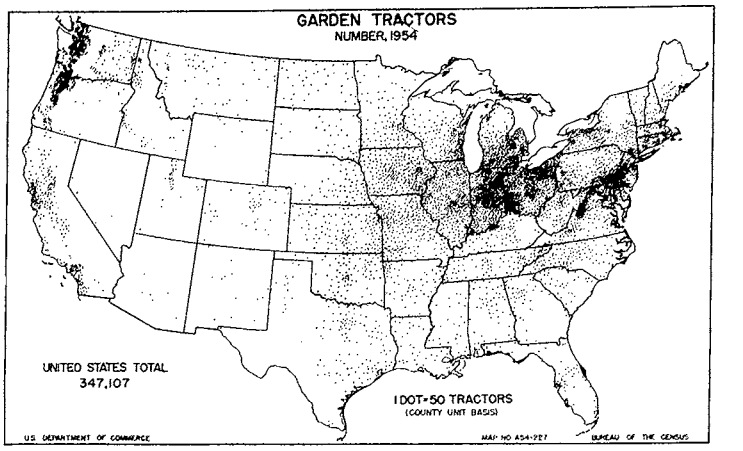
GARDEN TRACTORS
NUMBER, 1954
UNITED STATES TOTAL
347,107
1 DOT=50 TRACTORS
(COUNTY UNIT BASIS)
U.S. DEPARTMENT OF COMMERCE
MAP NO A54-027
BUREAU OF THE CENSUS

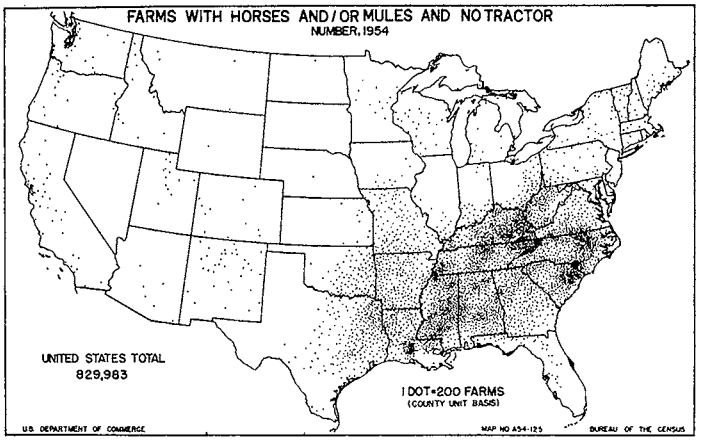
FARMS WITH HORSES AND/OR MULES AND NO TRACTOR
NUMBER, 1954
UNITED STATES TOTAL
829,983
1 DOT=200 FARMS
(COUNTY UNIT BASIS)
U.S. DEPARTMENT OF COMMERCE
MAP NO A54-125
BUREAU OF THE CENSUS

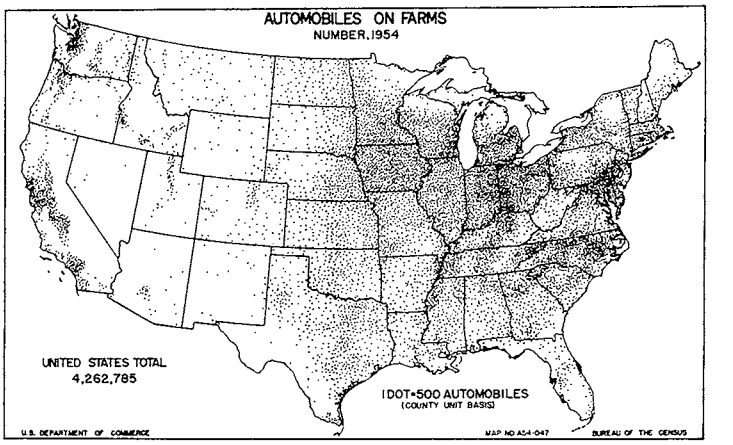
AUTOMOBILES ON FARMS
NUMBER, 1954
UNITED STATES TOTAL
4,262,785
1 DOT=500 AUTOMOBILES
(COUNTY UNIT BASIS)
U.S. DEPARTMENT OF COMMERCE
MAP NO A54-047
BUREAU OF THE CENSUS

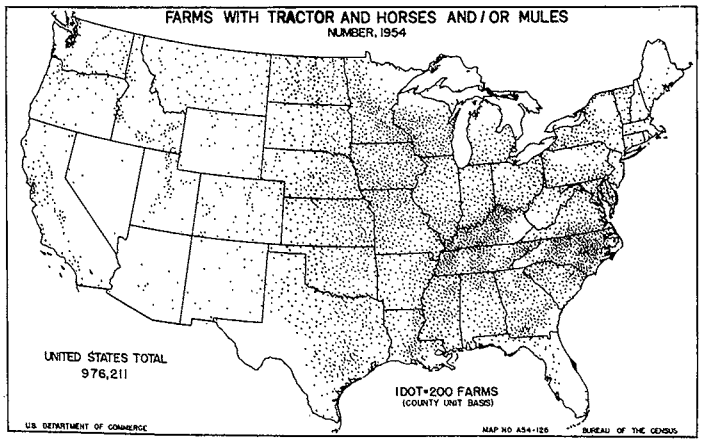
FARMS WITH TRACTOR AND HORSES AND/OR MULES
NUMBER, 1954
UNITED STATES TOTAL
976,211
1 DOT=200 FARMS
(COUNTY UNIT BASIS)
U.S. DEPARTMENT OF COMMERCE
MAP NO A54-126
BUREAU OF THE CENSUS

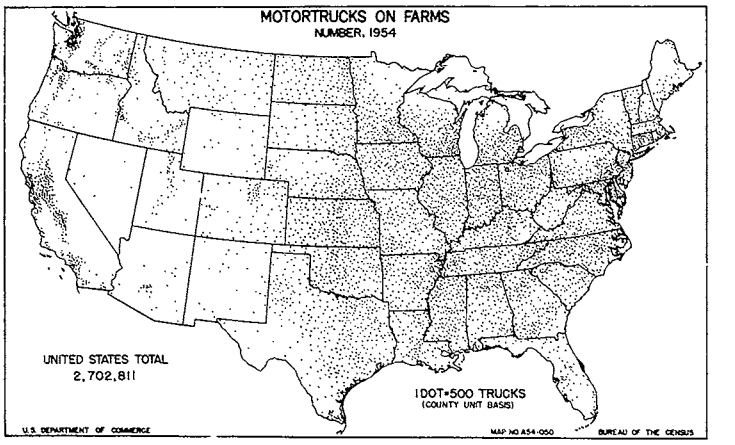
MOTORTRUCKS ON FARMS
NUMBER, 1954
UNITED STATES TOTAL
2,702,811
1 DOT=500 TRUCKS
(COUNTY UNIT BASIS)
U.S. DEPARTMENT OF COMMERCE
MAP NO A54-050
BUREAU OF THE CENSUS

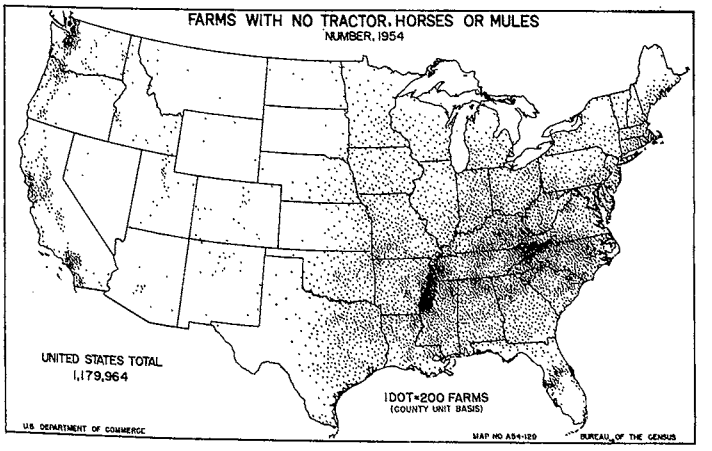
FARMS WITH NO TRACTOR, HORSES OR MULES
NUMBER, 1954
UNITED STATES TOTAL
1,179,964
1 DOT=200 FARMS
(COUNTY UNIT BASIS)
U.S. DEPARTMENT OF COMMERCE
MAP NO A54-129
BUREAU OF THE CENSUS

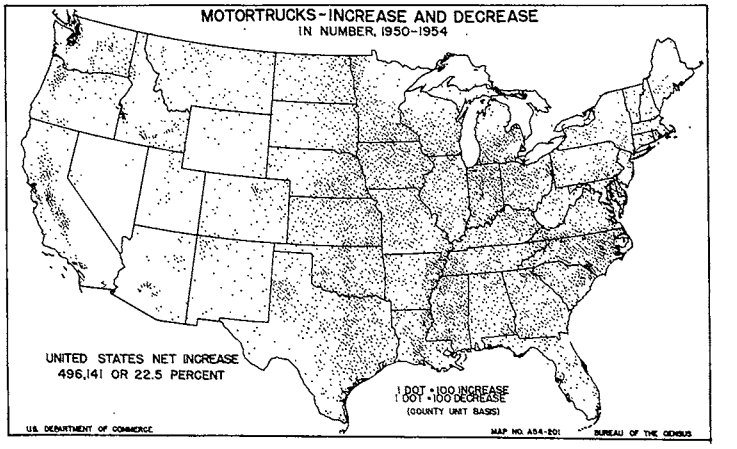
MOTORTRUCKS-INCREASE AND DECREASE
IN NUMBER, 1950-1954
UNITED STATES NET INCREASE
496,141 OR 22.5 PERCENT
1 DOT=100 INCREASE
1 DOT=100 DECREASE
(COUNTY UNIT BASIS)
U.S. DEPARTMENT OF COMMERCE
MAP NO. A54-201
BUREAU OF THE CENSUS