

the 1880 and 1890 reports. From 1870 to 1900, the inquiry called for the amount paid for farm labor, including the value of board furnished. For 1910 and 1920, separate figures were obtained for cash expenditures and for the estimated value of rent and board furnished farm laborers. In the Censuses of 1954, 1950, 1945, 1940, 1930, and 1925, there was only one inquiry to obtain the cash expended for farm labor. Beginning with 1900, the inquiry in each Census has excluded housework. Contract construction work and expenditures for machine hire and for labor included in the cost of such machine hire, were excluded for 1954, 1950, 1945 and 1940.

Specific mention of the inclusion of expenditures for contract and piece-work labor was made in the 1940, 1945, and 1954 Census inquiries. The questionnaire and instructions for 1950 did not specifically call for the inclusion of expenditures for contract and piece-work labor. However, it did provide for reporting the number of hired farm workers that were paid on a piece-work basis.

Next to feed for livestock and poultry, the amount expended for hired labor was the largest of any of the specified

expenditures obtained by the Census. The \$2,279,343,699 spent for hired labor in 1954, was reported by approximately one-half the farms. The average expenditure per farm reporting hired labor was \$1,026 in 1954 as compared with \$906 expended in 1949.

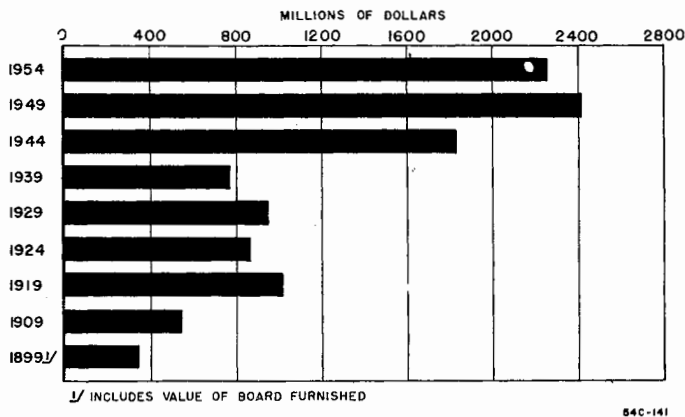
The two accompanying bar charts show the changes in wage rates and in total expenditures for hired labor from one Census year to another.

**Expenditures for feed for livestock and poultry.**—Expenditures for feed were to include expenditures for pasture, grazing permit fees, salt, condiments, concentrates, and mineral supplements, as well as for grain, hay, and mill feeds. Expenditures for grinding and mixing feeds were also to be included. Expenditures made by a tenant to his landlord for feed grown on the land rented by the tenant were not to be included.

Information on cost of feed purchased has been obtained, except for 1935, in every Census since 1910. Changes in the wording of the inquiry and in the instructions to enumerators for this item have been of such a minor nature that the comparability of the statistics are not appreciably affected.

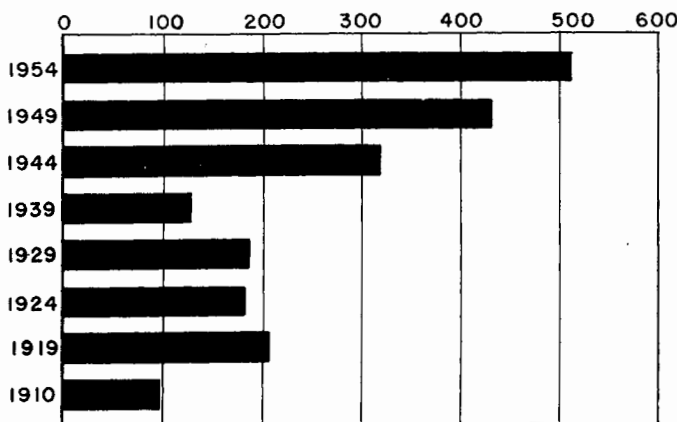
Expenditures in 1954 for feed for livestock and poultry amounted to almost 4 billion dollars. More farm operators reported this item than any of the other specified expenditure items included on the questionnaire. The cost of purchased feed in 1954 amounted to more than five times the

CASH EXPENDITURES FOR HIRED LABOR ON FARMS, FOR THE UNITED STATES: 1899 TO 1954




INDEX NUMBERS OF AVERAGE FARM-WAGE RATES, FOR THE UNITED STATES: 1910 TO 1954

CALENDAR YEARS 1910-1914 = 100




Source: Agricultural Marketing Service, United States Department of Agriculture

EXPENDITURES FOR FEED FOR LIVESTOCK AND POULTRY FOR THE UNITED STATES: 1909 TO 1954



INDEX NUMBERS OF PRICES PAID BY FARMERS FOR FEED FOR LIVESTOCK AND POULTRY, FOR THE UNITED STATES: 1910 TO 1954

CALENDAR YEARS 1910 TO 1914 = 100



Source: Agricultural Marketing Service, United States Department of Agriculture.