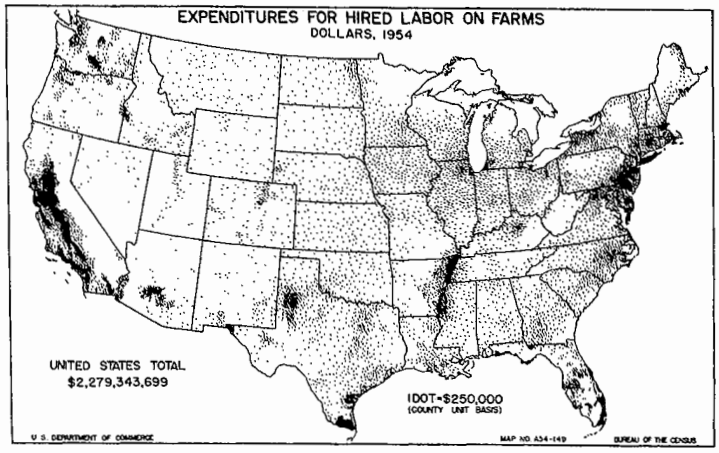
EXPENDITURES FOR HIRED LABOR ON FARMS
DOLLARS, 1954
UNITED STATES TOTAL
$2,279,343,699
1 DOT=$250,000
(COUNTY UNIT BASIS)
U. S. DEPARTMENT OF COMMERCE
MAP NO. A54-149
BUREAU OF THE CENSUS

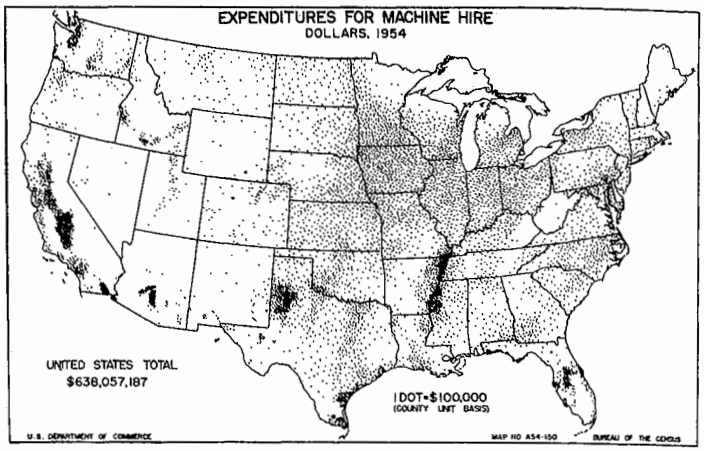
EXPENDITURES FOR MACHINE HIRE
DOLLARS, 1954
UNITED STATES TOTAL
$638,057,187
1 DOT=$100,000
(COUNTY UNIT BASIS)
U. S. DEPARTMENT OF COMMERCE
MAP NO. A54-150
BUREAU OF THE CENSUS

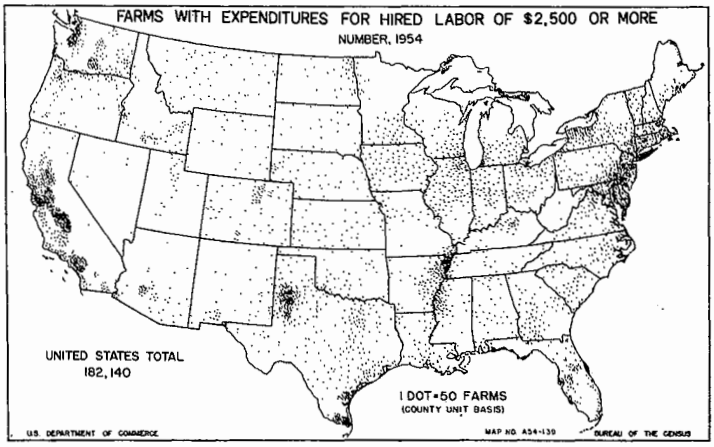
FARMS WITH EXPENDITURES FOR HIRED LABOR OF $2,500 OR MORE
NUMBER, 1954
UNITED STATES TOTAL
182,140
1 DOT=50 FARMS
(COUNTY UNIT BASIS)
U.S. DEPARTMENT OF COMMERCE
MAP NO. A54-139
BUREAU OF THE CENSUS

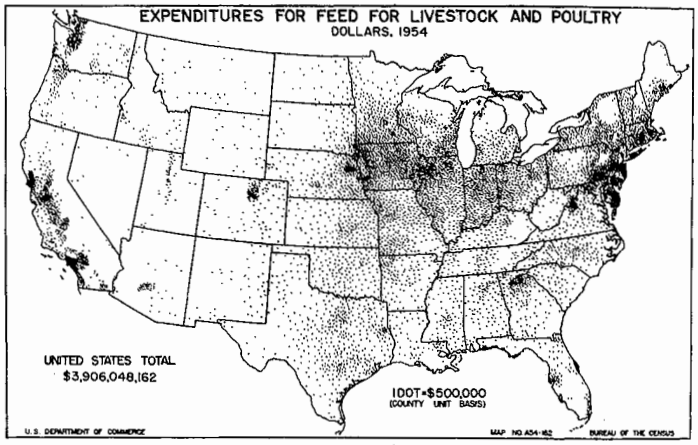
EXPENDITURES FOR FEED FOR LIVESTOCK AND POULTRY
DOLLARS, 1954
UNITED STATES TOTAL
$3,906,048,162
1 DOT=$500,000
(COUNTY UNIT BASIS)
U. S. DEPARTMENT OF COMMERCE
MAP NO. A54-152
BUREAU OF THE CENSUS

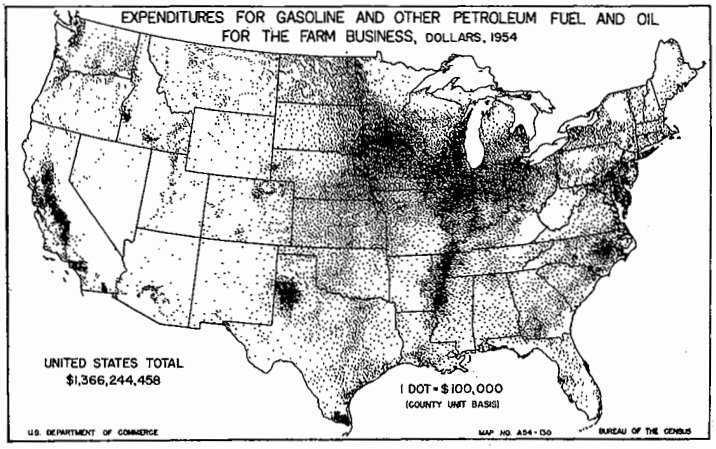
EXPENDITURES FOR GASOLINE AND OTHER PETROLEUM FUEL AND OIL
FOR THE FARM BUSINESS, DOLLARS, 1954
UNITED STATES TOTAL
$1,366,244,458
1 DOT=$100,000
(COUNTY UNIT BASIS)
U.S. DEPARTMENT OF COMMERCE
MAP NO. A54-130
BUREAU OF THE CENSUS

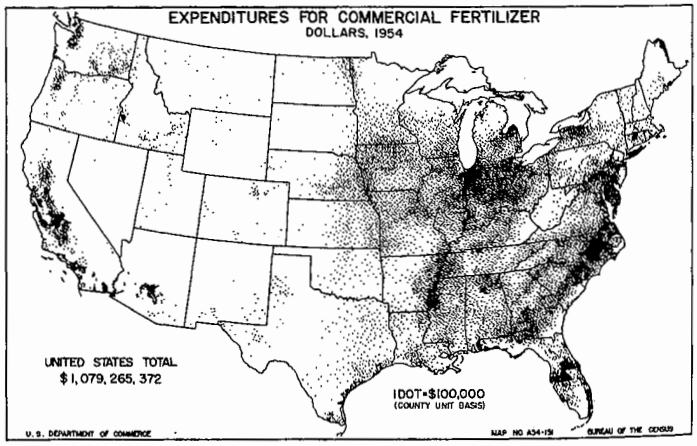
EXPENDITURES FOR COMMERCIAL FERTILIZER
DOLLARS, 1954
UNITED STATES TOTAL
$1,079,265,372
1 DOT=$100,000
(COUNTY UNIT BASIS)
U. S. DEPARTMENT OF COMMERCE
MAP NO. A54-151
BUREAU OF THE CENSUS

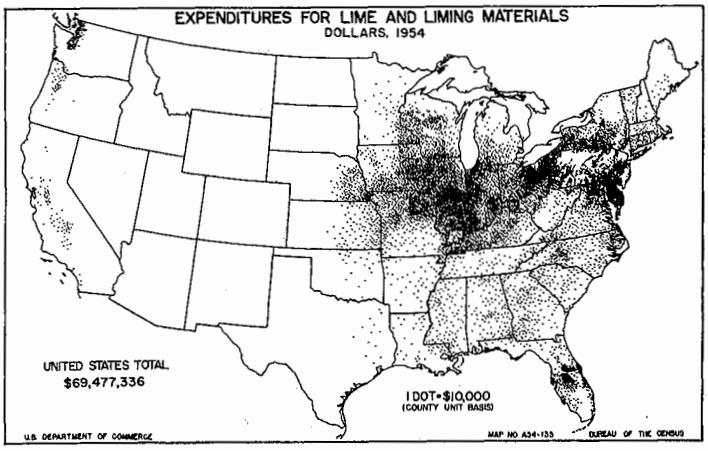
EXPENDITURES FOR LIME AND LIMING MATERIALS
DOLLARS, 1954
UNITED STATES TOTAL
$69,477,336
1 DOT=$10,000
(COUNTY UNIT BASIS)
U.S. DEPARTMENT OF COMMERCE
MAP NO. A54-133
BUREAU OF THE CENSUS