

The average value per acre of land on all commercial farms in the Corn Belt in 1954 was \$157. In the Central Corn Belt the average was \$256 per acre and in the Southern Corn Belt it was \$95 (table 34). The average values per acre shown in the table again point out the generally higher values of land on cash-grain farms than on livestock farms in the Central, Western, and Southern Corn Belt. The land values per acre are generally higher on cash-grain farms than the average for all commercial farms. In contrast with the values on Economic Classes I, II, and III farms, are the relatively low values per acre on Class V and Class VI farms, especially in the Southern, Western, and Northern Corn Belt.

TABLE 34.—AVERAGE VALUE OF LAND AND BUILDINGS PER ACRE, BY TYPE AND ECONOMIC CLASS OF FARM, IN THE CORN BELT AND COMPONENT REGIONS: 1954

Type and economic class of farm	Corn Belt, total	Eastern Corn Belt	Central Corn Belt	Northern Corn Belt	Western Corn Belt	Southern Corn Belt
	Dollars	Dollars	Dollars	Dollars	Dollars	Dollars
All commercial farms.....	167	206	256	140	117	95
Cash-grain farms:						
Total.....	177	204	287	137	118	105
Class I.....	242	215	336	191	133	140
II.....	213	219	304	158	130	131
III.....	163	199	263	129	117	107
IV.....	134	191	230	111	105	93
V.....	122	179	203	108	98	87
VI.....	107	164	201	109	92	76
Livestock farms: ¹						
Total.....	146	213	231	146	116	90
Class I.....	187	234	266	208	132	119
II.....	172	228	242	166	132	110
III.....	134	202	206	129	110	92
IV.....	109	186	183	110	93	79
V.....	97	181	191	97	83	71
VI.....	84	152	192	98	87	59

¹ Livestock other than dairy and poultry farms.

LIVESTOCK

The importance of livestock in Corn Belt farming is reflected by the 3.6 billion dollars inventory value of livestock, shown in table 29 above. Almost a third of this livestock value is in the Western Corn Belt and about a fourth is in the Central Corn Belt. The average value of livestock investment per farm, on commercial farms in the Corn Belt, is about \$4,600, but the average for livestock farms is nearly \$7,000. The range among economic classes of livestock farms is from about \$1,500 on Class VI farms to almost \$20,000 on Class I farms. Livestock production is discussed more fully in a following section.

MACHINERY AND EQUIPMENT

The percentage of farms reporting each of the items of machinery and equipment is shown by type of farm and by regions in the Corn Belt in table 35. Approximately 90 percent of the farms in all parts of the Corn Belt reported having tractors. On cash-grain farms, the proportion was over 90 percent in all regions, and it was over 90 percent on livestock farms also except in the Southern and Eastern Corn Belt. The distribution of tractors in the United States is shown in figure 19. The Corn Belt is the largest region of heavy concentration of tractors on farms.

The cornpicker was the next most frequently reported item of machinery. Cornpickers were reported by a somewhat greater percentage of the cash-grain farms than of the livestock farms. However, the difference is not large and is to be expected because of the great importance of the corn crop on livestock as well as on cash-grain farms. The location of farms reporting cornpickers in the United States is shown in figure 20. The pattern of heaviest concentration practically coincides with the Corn Belt as the term is used in this study.

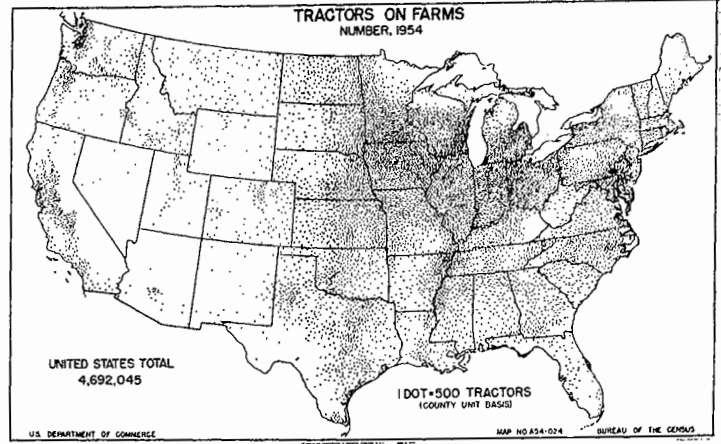


FIGURE 19.

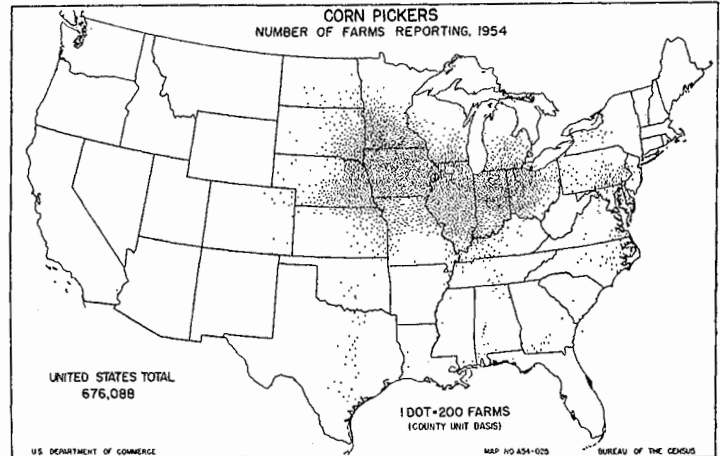


FIGURE 20.

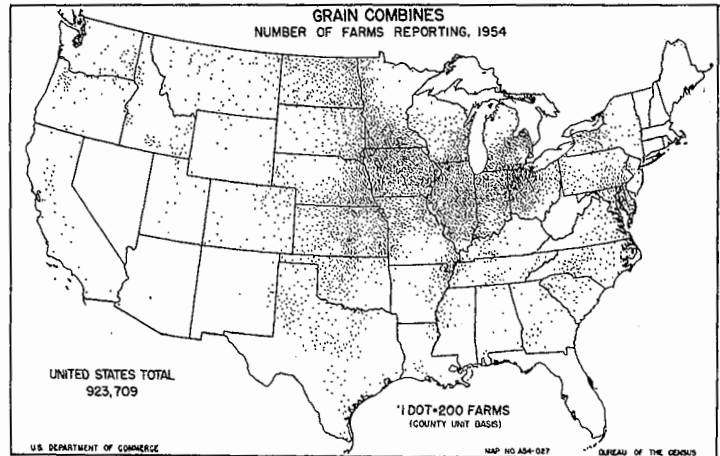


FIGURE 21.

One out of every two commercial farms reported having grain combines. The figure was 60.4 percent for cash-grain farms and 47.2 percent for livestock farms in the Corn Belt as a whole. The greatest concentration of farms reporting grain combines as well as cornpickers was in the Central Corn Belt. Grain combines were found least frequently in the Southern Corn Belt, but even there they were reported on 43.8 percent of the commercial farms. The distribution of grain combines on farms in the United States is shown in figure 21. The Corn Belt and the wheat-producing region of the Great Plains have the heaviest concentration. Farms having combines are especially numerous in a broad belt extending from northwestern Ohio through Indiana, Illinois, and Iowa.