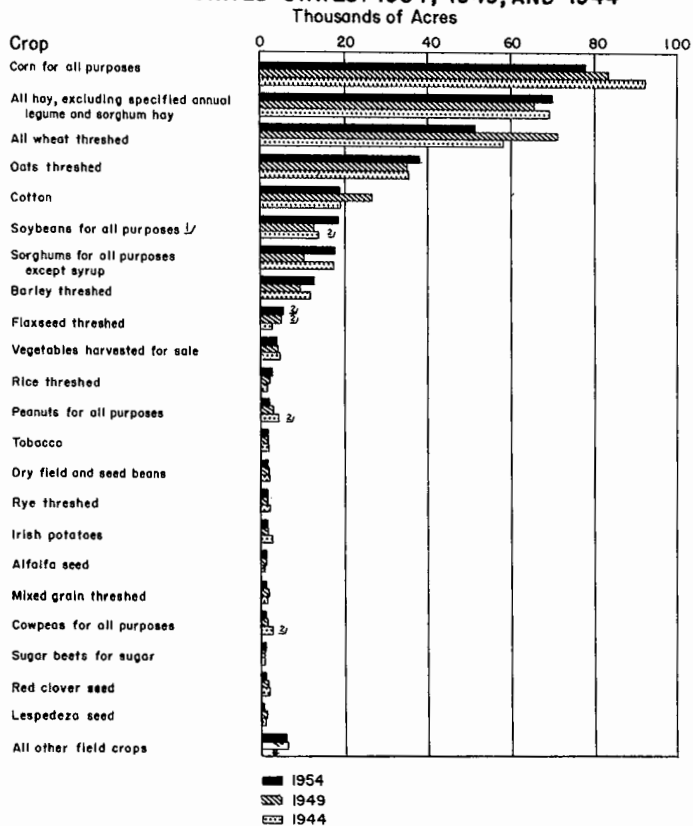


**ACRES OF SPECIFIED FIELD CROPS AND VEGETABLES HARVESTED, FOR THE UNITED STATES: 1954, 1949, AND 1944**



\* -Not available  
 1/ -Figures for 1944 do not include the acreage plowed under for green manure  
 2/ Total for states for which data are available

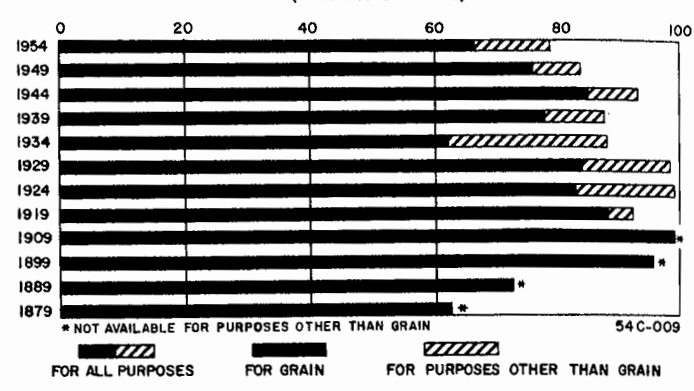
54C-94

difference in the units of measure, the 1954 inquiry on corn was identical with that used in 1950 and the results should be directly comparable.

In areas where farmers frequently used units of measure other than bushels, such as baskets and barrels, the Agriculture Questionnaire provided an alternate choice of one or more units of measure for reporting the quantity harvested. For example, the questionnaire in Michigan, Minnesota, Wisconsin, all of the New England States, the Middle Atlantic States, Delaware, Maryland, and West Virginia provided for reporting the quantity harvested in units of bushels or baskets. In North Carolina and Virginia, the questionnaire provided for reporting in units of bushels, baskets, or barrels. When the quantity harvested was reported in units of measure other than bushels, the quantity was converted, during the office processing of each questionnaire, into bushels (70 pounds of ear corn or 56 pounds of shelled corn). Factors used for this conversion were: Two baskets equal one bushel, and one barrel equals five bushels. In southern Michigan and southern Minnesota, and to some extent in other areas, it appeared that the quantity harvested reported in baskets often represented bushels, and, in such cases, one basket was considered to be equivalent to one bushel.

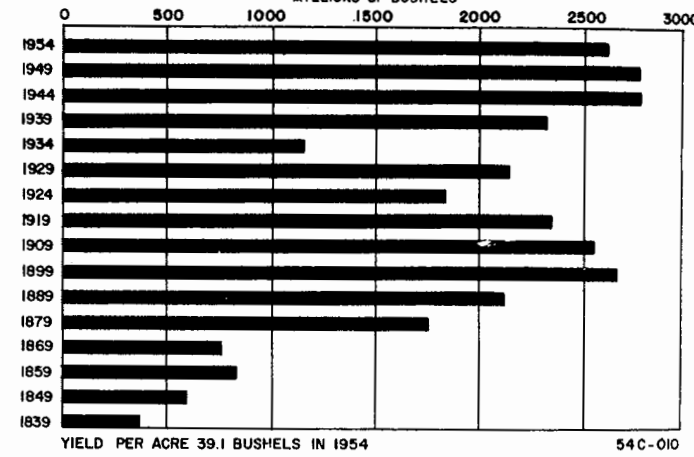
The value of corn sold for 1954 represents only the value of corn sold for grain. For 1949, the value of corn sold includes not only the value of corn sold for grain but also the value of corn products such as silage and fodder that were sold. The omission of the value of silage and fodder sold does not significantly affect the comparability of data for 1954 and 1949. The value of corn silage and fodder sold is very small except in a few Western States; even in these States, the value of corn silage and fodder sold comprises only a relatively small part of the sale of all corn products. Also, the value of corn sold for 1954 was calculated by multiplying the bushels sold by an estimated State average price per bushel. For 1949, farm operators and Census enumerators were asked to report the value of all corn products sold from each farm.

**CORN FOR ALL PURPOSES AND CORN HARVESTED FOR GRAIN-ACREAGE FOR ALL PURPOSES, 1924 TO 1954; AND ACREAGE FOR GRAIN, 1879 TO 1954; FOR THE UNITED STATES**



\* NOT AVAILABLE FOR PURPOSES OTHER THAN GRAIN

**CORN HARVESTED FOR GRAIN-PRODUCTION FOR THE UNITED STATES: 1839 TO 1954**



Drought and high temperatures severely affected the use and production of corn in 1954 in the southwestern part of the Corn Belt and in many Southern States. Considerable acreages of corn were not harvested in those areas, and considerable acreages normally harvested for grain were harvested for silage or fodder. The total acreage of corn harvested for all purposes, at 78,122,557 acres in 1954, was 6 percent below the acreage harvested in 1949 and is the lowest acreage of corn reported since the Census of 1920. However, favorable weather conditions in most parts of the important corn-producing States, the use of fertilizer and hybrid seed, and the improvement in tillage resulted in an average yield per acre of 39.1 bushels in 1954, the highest ever reported in a Census. The 7 million acres of corn cut for silage was the largest ever reported for a Census.

**Sorghums.**—The Agriculture Questionnaire used in 15 of the more important producing States—Missouri, Kansas, Nebraska, Kentucky, Tennessee, Alabama, Mississippi, Arkansas, Louisiana, Texas, New Mexico, Oklahoma, Colorado, Arizona, and California—contained inquiries calling for the acreage of sorghums for all purposes except sirup, and the acres and quantity of sorghums harvested for grain or seed. For all of these States, except Arizona and California, there was a further inquiry relating to sorghums hogged or grazed or cut for dry forage or hay. The Agriculture Questionnaire contained an inquiry calling for the acres of sorghum for all purposes in six States—North Dakota, South Dakota, North Carolina, Virginia, Georgia, and South Carolina. In the remaining 27 States, sorghum was reported in the space on the questionnaire provided for reporting other crops. In these States, sorghums for grain or seed and sorghums for silage were tabulated and the data are presented in this chapter. Sorghums hogged or grazed or cut for hay or forage in these 27 States were tabulated separately but were included elsewhere. Therefore, the acreage of sorghums in the 27 States, where a separate inquiry was

54C-10