

U. S. Department of Commerce
Sinclair Weeks, Secretary

Bureau of the Census
Robert W. Burgess, Director

United States Census of Agriculture: 1954

Volume III
SPECIAL REPORTS

Part 1

Multiple-Unit Operations

Prepared under the supervision of

RAY HURLEY

Chief, Agriculture Division

MULTIPLE-UNIT OPERATIONS •

CHARACTERISTICS • COMPARISONS WITH ALL FARMS •



BUREAU OF THE CENSUS

ROBERT W. BURGESS, *Director*

A. ROSS ECKLER, *Deputy Director*
HOWARD C. GRIEVES, *Assistant Director*
 ROBERT Y. PHILLIPS, *Special Assistant*
CONRAD TAEUBER, *Assistant Director*
 JACK B. ROBERTSON, *Special Assistant*
MORRIS H. HANSEN, *Assistant Director for Statistical Standards*
WALTER L. KEHRES, *Assistant Director for Administration*
CALVERT L. DEDRICK, *Coordinator, International Statistics*
A. W. VON STRUVE, *Acting Public Information Officer*

Agriculture Division—

 RAY HURLEY, *Chief*
 WARDER B. JENKINS, *Assistant Chief*

Administrative Service Division—EVERETT H. BURKE, *Chief*
Budget and Management Division—CHARLES H. ALEXANDER, *Chief*
Business Division—HARVEY KAILIN, *Chief*
Census Operations Division—MARION D. BINGHAM, *Chief*
Field Division—ROBERT B. VOIGHT, *Chief*
Foreign Trade Division—J. EDWARD ELY, *Chief*
Geography Division—CLARENCE E. BATSCHLET, *Chief*
Governments Division—ALLEN D. MANVEL, *Chief*
Industry Division—MAXWELL R. CONKLIN, *Chief*
Machine Tabulation Division—C. F. VAN AKEN, *Chief*
Personnel Division—HELEN D. ALMON, *Chief*
Population and Housing Division—HOWARD G. BRUNSMAN, *Chief*
Statistical Reports Division—EDWIN D. GOLDFIELD, *Chief*
Statistical Research Division—WILLIAM N. HURWITZ, *Chief*
Transportation Division—DONALD E. CHURCH, *Chief*

SUGGESTED IDENTIFICATION

U. S. Bureau of the Census. *U. S. Census of Agriculture: 1954.* Vol. III, Special Reports,
Part 1, Multiple-Unit Operations.
U. S. Government Printing Office, Washington, D. C., 1956.

For sale by the Superintendent of Documents, U. S. Government Printing Office, Washington 25, D. C., or any of the Field Offices of the Department of Commerce, Price \$4.50 (paper cover)

PREFACE

Volume III, Special Reports, comprises a group of special compilations and summaries of data from the 1954 Census of Agriculture and related surveys. Part 1 of Volume III, "Multiple-unit Operations," presents statistics for specified counties and State economic areas in 12 Southern States and Missouri on the number and characteristics of multiple-unit operations, farms in multiple units, and farms not in multiple units. Comparable data from the 1950 Census of Agriculture are also shown.

Farming units operated by croppers, even though these cropper units are parts or subunits of larger operating units, have been considered as separate farms in the various Censuses of agriculture. The compilation of data on the basis of multiple units provides statistics for operating units larger than farms. Information presented in this report was obtained for specified counties in the Southern States and Missouri by the use of a special Landlord-Tenant Questionnaire in addition to the Agriculture Questionnaire.

This compilation of data for multiple units was made as a part of the 1954 Census of Agriculture. The 1954 Census of Agriculture was taken in conformity with the Act of Congress (Title 13, United States Code) approved August 31, 1954, which includes provision for the mid-decade Censuses of agriculture.

The collection of the data was carried out by Census enumerators directed by supervisors appointed by the Director of the Census and working under the direction of Jack B. Robertson, then Chief, Field Division. Ernest R. Underwood, then special Assistant to the Director, was responsible for the recruitment of the field staff. The planning of the Census and the compilation of the statistics were supervised by Ray Hurley, Chief, Agriculture Division, and Warder B. Jenkins, Assistant Chief. They were assisted by Hilton E. Robison, Orvin L. Wilhite, Hubert L. Collins, Benjamin J. Tepping, Lois Hutchison, Carl R. Nyman, J. Thomas Breen, Robert A. Overton, M. Vincent Lindquist, Russell V. Oliver, Charles F. Frazier, Gladys L. Eagle, Orville M. Slye, Gaylord G. Green, Harold N. Cox, and Henry A. Tucker.

The editing and coding of the Landlord-Tenant Questionnaire, the preparation of the tables and other material, and much of the analysis for this report were done under the supervision of William A. Wright.

September 1956

III

UNITED STATES CENSUS OF AGRICULTURE: 1954

REPORTS

Volume I.—Counties and State Economic Areas. Statistics for counties include number of farms, acreage, value, and farm operators; farms by color and tenure of operator; facilities and equipment; use of commercial fertilizer; farm labor; farm expenditures; livestock and livestock products; specified crops harvested; farms classified by type of farm and by economic class; and value of products sold by source.

Data for State economic areas include farms and farm characteristics by tenure of operator, by type of farm, and by economic class.

Volume I is published in 33 parts as follows:

Part	State or States	Part	State or States	Part	State or States
1	New England States: Maine. New Hampshire. Vermont. Massachusetts. Rhode Island. Connecticut.	8 9 10 11 12	West North Central: Minnesota. Iowa. Missouri. North Dakota and South Dakota. Nebraska.	21 22 23 24 25	East South Central—Continued Alabama. Mississippi. West South Central: Arkansas. Louisiana. Oklahoma. Texas.
2	Middle Atlantic States: New York. New Jersey. Pennsylvania.	13 14 15 16	Kansas. South Atlantic: Delaware and Maryland. Virginia and West Virginia. North Carolina and South Carolina.	26 27 28 29 30	Mountain: Montana. Idaho. Wyoming and Colorado. New Mexico and Arizona. Utah and Nevada.
3	East North Central: Ohio.	17	Georgia.	31	Pacific: Washington and Oregon. California.
4	Indiana.	18	Florida.	32	
5	Illinois.	19	East South Central: Kentucky.	33	
6	Michigan.	20	Tennessee.		
7	Wisconsin.				

Volume II.—General Report. Statistics by Subjects, United States Census of Agriculture, 1954. Summary data and analyses of the data for States, for Geographic Divisions, and for the United States by subjects as illustrated by the chapter titles listed below:

Chapter	Title	Chapter	Title
I	Farms and Land in Farms.	VII	Field Crops and Vegetables.
II	Age, Residence, Years on Farm, Work Off Farm.	VIII	Fruits and Nuts, Horticultural Specialties, Forest Products.
III	Farm Facilities, Farm Equipment.	IX	Value of Farm Products.
IV	Farm Labor, Use of Fertilizer, Farm Expenditures, and Cash Rent.	X	Color, Race, and Tenure of Farm Operator.
V	Size of Farm.	XI	Economic Class of Farm.
VI	Livestock and Livestock Products.	XII	Type of Farm.

Volume III.—Special Reports

Part 1.—Multiple-unit Operations. This report will be similar to Part 2 of Volume V of the reports for the 1950 Census of Agriculture. It will present statistics for approximately 900 counties and State economic areas in 12 Southern States and Missouri for the number and characteristics of multiple-unit operations and farms in multiple units.

Part 2.—Ranking Agricultural Counties. This special report will present statistics for selected items of inventory and agricultural production for the leading counties in the United States.

Part 3.—Alaska, Hawaii, Puerto Rico, District of Columbia, and U. S. Possessions. These areas were not included in the 1954 Census of Agriculture. The available current data from various Government sources will be compiled and published in this report.

Part 4.—Agriculture, 1954, a Graphic Summary. This report will present graphically some of the significant facts regarding agriculture and agricultural production as revealed by the 1954 Census of Agriculture.

Part 5.—Farm-mortgage Debt. This will be a cooperative study by the Agricultural Research Service of the U. S. Department of Agriculture and the Bureau of the Census. It will present, by States, data based on the 1954 Census of Agriculture and a special mail survey to be conducted in January 1956, on the number of mortgaged farms, the amount of mortgage debt, and the amount of debt held by principal lending agencies.

Part 6.—Irrigation in Humid Areas. This cooperative report by the Agricultural Research Service of the U. S. Department of Agriculture and the Bureau of the Census will present data obtained by a mail survey of operators of irrigated farms in 28 States on the source of water, method of applying water, number of pumps used, acres of crops irrigated in 1954 and 1955, the number of times each crop was irrigated, and the cost of irrigation equipment and the irrigation system.

Part 7.—Popular Report of the 1954 Census of Agriculture. This report is planned to be a general, easy-to-read publication for the general public on the status and broad characteristics of United States agriculture. It will seek to delineate such aspects of agriculture as the geographic distribution and differences by size of farm for such items as farm acreage, principal crops, and important kinds of livestock, farm facilities, farm equipment, use of fertilizer, soil conservation practices, farm tenure, and farm income.

Part 8.—Size of Operation by Type of Farm. This will be a cooperative special report to be prepared in cooperation with the Agricultural Research Service of the U. S. Department of Agriculture. This report will contain data for 119 economic sub-regions, (essentially general type-of-farming areas) showing the general characteristics for each type of farm by economic class. It will provide data for a current analysis of the differences that exist among groups of farms of the same type. It will furnish statistical basis for a realistic examination of production of such commodities as wheat, cotton, and dairy products in connection with actual or proposed governmental policies and programs.

MULTIPLE-UNIT OPERATIONS

CONTENTS

	Page	PRESENTATION OF THE STATISTICS—Continued	Page
Introduction.....	IX-		
Factors giving rise to multiple-unit operations.....	IX	State economic area data.....	XIX
Impact of mechanization on multiple-unit operations.....	X	1950 Comparative data for the 1954 multiple-unit area.....	XIX
History of Census enumeration of multiple units.....	XI	Reliability of data.....	XX
Preparatory work for the 1950 Census.....	XI	Comparability of multiple-unit statistics for 1954 with prior Censuses.....	XXI
Adoption of the landlord-tenant approach for the 1950 and 1954 Censuses.....	XII		
The questionnaires.....	XII		
The enumeration.....	XIII		
Enumeration of land in more than one enumeration district or county	XIII		
Problems in the enumeration of multiple-unit operations.....	XIV		
Office procedures.....	XV		
Office-constructed questionnaires.....	XVI		
DEFINITIONS AND EXPLANATIONS			
The multiple-unit area.....	XVI	Multiple-unit areas in States in which cropper information was obtained: 1954 and 1950.....	XXII
Landlord-tenant operations containing multiple units.....	XVI	Percent of landlord-tenant operations containing multiple units, 1954.....	XXIII
Subunits.....	XVII	Land in multiple units as a percent of all land in farms, 1954.....	XXIII
A home farm.....	XVII	Croppers as a percent of all tenants, 1954.....	XXIV
Tenants.....	XVII	Cropper subunits in multiple units as a percent of all croppers, 1954.....	XXIV
Croppers.....	XVII	Average number of subunits per multiple unit, 1954.....	XXV
Share tenants.....	XVII	Subunits in multiple units as a percent of all farms, 1954.....	XXV
Other tenants.....	XVII	Multiple units containing home farm and one cropper only as a percent of all multiple units, 1954.....	XXVI
A farm.....	XVII	Subunits in multiple units containing home farm and one cropper only as a percent of total subunits in all multiple units, 1954.....	XXVI
Farms in multiple units.....	XVII	Average acreage of cropland harvested per multiple unit, 1954.....	XXVII
Farms not in multiple units.....	XVII	Acreage of cropland harvested in multiple units as a percent of total cropland harvested, 1954.....	XXVII
Multiple-unit operator.....	XVII	Subunits in multiple units reporting cotton as a percent of all farms reporting cotton, 1954.....	XXVIII
Farm operator.....	XVII	Farms not in multiple units reporting cotton as a percent of all farms reporting cotton, 1954.....	XXVIII
Units, farms, or operators reporting.....	XVII	Cotton acreage harvested as percent of total cropland harvested for multiple-unit operations, 1954.....	XXIX
Land owned and land rented from others.....	XVIII	Cotton acreage harvested in multiple units as a percent of total cotton acreage harvested, 1954.....	XXIX
Land owned.....	XVIII	Corn acreage harvested for grain in multiple units as a percent of total corn acreage harvested for grain, 1954.....	XXX
Land rented from others.....	XVIII	Corn acreage harvested for grain as a percent of total cropland harvested, for multiple-unit operations, 1954.....	XXX
Land in the landlord-tenant operation.....	XVIII	Rice acreage harvested in multiple units as a percent of total rice acreage harvested, 1954.....	XXXI
Land in the multiple unit.....	XVIII	Rice acreage harvested as a percent of total cropland harvested, for multiple-unit operations, 1954.....	XXXI
Land in farms.....	XVIII	Percent of multiple-unit operations reporting horses and/or mules, 1954.....	XXXII
Cropland harvested.....	XVIII	Percent of multiple-unit operations reporting horses and/or mules, Census of 1950.....	XXXII
Crops harvested.....	XVIII	Number of horses and mules on multiple units as a percent of all horses and mules, 1954.....	XXXIII
Horses and mules.....	XVIII	Number of horses and mules on multiple units as a percent of all horses and mules: Census of 1950.....	XXXIII
CLASSIFICATION OF MULTIPLE UNITS			
Multiple units by size.....	XVIII	Tobacco acreage not in multiple units as a percent of total tobacco acreage, 1954.....	XXXIV
Multiple units by color and tenure of operator.....	XVIII	Tobacco acreage harvested in multiple units as a percent of total tobacco acreage harvested, 1954.....	XXXIV
Full owners.....	XVIII	Tobacco acreage harvested as a percent of total cropland harvested, for multiple-unit operations, 1954.....	XXXV
Part owners.....	XVIII	Tobacco acreage harvested as a percent of total cropland harvested, for multiple-unit operations: Census of 1950.....	XXXV
Managers.....	XVIII	Peanut acreage harvested for picking or threshing as a percent of total cropland harvested, for multiple-unit operations, 1954.....	XXXVI
Tenant multiple-unit operators.....	XVIII	Peanut acreage harvested for picking or threshing in multiple units as a percent of total peanut acreage harvested for picking or threshing, 1954.....	XXXVI
Multiple units by type of farm.....	XVIII		
Multiple units by acres of cropland harvested.....	XIX		
Multiple units by number of subunits.....	XIX		
Multiple units by kind of tenants in the landlord-tenant operation..	XIX		
Croppers only.....	XIX		
Croppers and share tenants, with or without other tenants.....	XIX		
Croppers and tenants other than share tenants only.....	XIX		
PRESENTATION OF THE STATISTICS			
Summary data for the selected multiple-unit area.....	XIX		
State data.....	XIX		
County data.....	XIX		

SUMMARY TABLES

Summary Table—	
1.—Specified data for multiple-unit operations compared with farms not in multiple units, for the multiple-unit area; and specified data for the multiple-unit area compared with totals for States and for the United States: Censuses of 1954 and 1950.....	2
2.—Number of landlord-tenant and multiple-unit operations with latter classified as enumerated and office constructed, by States and economic areas: Censuses of 1954 and 1950.....	12
3.—All farms, multiple-unit operations, landlord-tenant operations containing multiple units, and farms not in multiple units, by States: Censuses of 1954 and 1950.....	15
4.—Specified averages for all farms, for multiple units, for farms in multiple units, and for farms not in multiple units, by States: Censuses of 1954 and 1950.....	19
5.—Percentage of all farms, multiple units, farms in multiple units, and farms not in multiple units, reporting specified items, by States: Censuses of 1954 and 1950.....	23
6.—Percentage of cropland harvested represented by specified crops, for all farms, for multiple units, and for farms not in multiple units, by States: Censuses of 1954 and 1950.....	25
7.—Multiple-unit operations, by size of unit: Censuses of 1954 and 1950.....	26
8.—Specified averages for multiple-unit operations, by size of unit: Censuses of 1954 and 1950.....	28

CONTENTS

SUMMARY TABLES—Continued

9.—Percent distribution of multiple-unit operations, by size of unit, with percent of cropland harvested represented by specified crops: Censuses of 1954 and 1950.....	Page 29
10.—Multiple-unit operations, by color and tenure of operator: Censuses of 1954 and 1950.....	30
11.—Specified averages for multiple-unit operations, by color and tenure of operator: Censuses of 1954 and 1950.....	32
12.—Percent distribution of multiple-unit operations, by color and tenure of operator, with percent of cropland harvested represented by specified crops: Censuses of 1954 and 1950.....	34
13.—Multiple-unit operations, by type of farm: Censuses of 1954 and 1950.....	36
14.—Specified averages for multiple-unit operations, by type of farm: Censuses of 1954 and 1950.....	38
15.—Percent distribution of multiple-unit operations, by type of farm, with cropland harvested represented by specified crops: Censuses of 1954 and 1950.....	39
16.—Multiple-unit operations, by acres of cropland harvested: Censuses of 1954 and 1950.....	40
17.—Specified averages for multiple-unit operations, by acres of cropland harvested: Censuses of 1954 and 1950.....	41
18.—Percent distribution of multiple-unit operations, by acres of cropland harvested, with percent of cropland harvested represented by specified crops: Censuses of 1954 and 1950.....	42
19.—Multiple-unit operations, by number of subunits: Censuses of 1954 and 1950.....	43
20.—Specified averages for multiple-unit operations, by number of subunits: Censuses of 1954 and 1950.....	44
21.—Percent distribution of multiple-unit operations, by number of subunits, with percent of cropland harvested represented by specified crops: Censuses of 1954 and 1950.....	45
22.—Multiple-unit operations, by kind of tenants in landlord-tenant operation: Censuses of 1954 and 1950.....	46
23.—Specified averages for multiple-unit operations, by kind of tenants in landlord-tenant operation: Censuses of 1954 and 1950.....	47
24.—Percent distribution of multiple-unit operations, by kind of tenants in landlord-tenant operation, with percent of cropland harvested represented by specified crops: Censuses of 1954 and 1950.....	48
25.—Farms in multiple-unit areas reporting cotton by number of acres harvested and number of bales harvested: Census of 1954.....	49
26.—Multiple units reporting cotton by number of acres harvested and number of bales harvested: Census of 1954.....	51

TABLES FOR COUNTIES AND STATE ECONOMIC AREAS

State maps and tables	Alabama	Arkansas	Florida	Georgia	Kentucky	Louisiana	Mississippi	Missouri	North Carolina	South Carolina	Tennessee	Texas	Virginia
	Page	Page	Page	Page	Page	Page	Page	Page	Page	Page	Page	Page	Page
Map showing State economic areas.....	55	117	167	189	271	337	397	459	481	565	623	675	729
County Table—													
1.—Multiple-unit operations: Censuses of 1954 and 1950.....	56	118	168	190	272	338	398	461	482	566	624	676	731
Economic Area Table—													
1.—Multiple-unit operations, by size of unit: Censuses of 1954 and 1950.....	62	122	170	204	282	344	406	462	490	570	630	684	736
2.—Multiple-unit operations, by color and tenure of operator: Censuses of 1954 and 1950.....	72	130	174	216	292	354	416	466	504	580	638	692	744
3.—Multiple-unit operations, by type of farm: Censuses of 1954 and 1950.....	82	138	178	228	302	364	426	470	518	590	646	700	752
4.—Multiple-unit operations, by acres of cropland harvested: Censuses of 1954 and 1950.....	92	146	181	240	312	374	435	473	531	599	654	708	759
5.—Multiple-unit operations, by number of subunits: Censuses of 1954 and 1950.....	102	154	184	252	322	382	444	476	544	608	662	716	766
6.—Multiple-unit operations, by kind of tenants in landlord-tenant operation: Censuses of 1954 and 1950.....	112	162	187	264	332	391	453	479	557	617	670	724	773

APPENDIX

1954 Agriculture Questionnaire (A1).....	Page 778
1954 Landlord-Tenant Questionnaire (A3).....	782
Excerpts from the Enumerator's Instruction Book.....	783

INTRODUCTION

(VII)

MULTIPLE-UNIT OPERATIONS

Introduction.—The landholdings of many landlords comprise two or more farms according to the Census Bureau definition of a farm. If a landlord has two or more sharecroppers or other classes of tenants, the portion operated by each is considered a separate Census farm. Likewise, if a portion is retained by the landlord for his own use, that, also, is a separate farm.

There are many landlords in the South having two or more farms, as defined by the Census, who think of all of their landholdings as representing one operational unit. This may be because the landlord follows an over-all rotation practice for the cropland; because of a community use of the pastureland by livestock of the landlord and tenants; because of the joint use of machinery and work stock owned by the landlord; or because of other joint ventures such as the purchase of, or sharing in the cost of, fertilizer, feed, seed, and other supplies. The landlord's concept that all of his land comprises one operational unit is given support if he supervises the activities of his tenants, especially the seeding, cultivating, and harvesting of crops. If the landlord makes the decisions in respect to marketing the crops, even though he has only a part interest in them, he has a stronger reason for thinking of all of his land as one unit. An operational unit which does not, in the mind of the landlord, coincide with the Census definition of a farm, is usually, but not always, one in which the landlord provides the capital and management and the tenant provides the labor for carrying on the farming operations. In most cases, such tenants are sharecroppers.

The argument has been advanced that sharecroppers are hired laborers and, therefore, are not farm operators. Comparisons of geographic, economic, and social data, based on averages or percentages for all farms with croppers included, are significantly affected by data for croppers in the areas in which sharecroppers predominate.

Sharecroppers are more than hired laborers since they share in production costs, risks, and rewards. Even though the landlord provides the initial outlay for operating capital, the tenant eventually pays for his share of such costs unless the agreed upon share of the crop which the tenant receives is fixed at a smaller percentage to compensate the landlord for his larger contribution. If the crop is a poor one or prices are low, the cropper's cash receipts are reduced substantially. On the other hand, if the crop is a bumper one and prices are good, the cropper should be in a better economic position than if he had received cash wages only. Moreover, it is not unusual for a cropper who supplies little or no out-of-pocket expenses for production to be partially or wholly on his own in respect to conducting all operations in connection with making a crop. It seems reasonable, then, for the Census to consider sharecroppers to be tenant-farm operators. It follows that the land assigned to each should be treated as a separate Census farm. However, the Census has recognized the need for statistics regarding the characteristics and operations of those larger over-all operating units which appear to contain two or more Census-defined farms. Therefore, supplemental reporting forms have been used in several of the enumerations to get additional facts about what have recently been termed "multiple-unit operations" or "multiple units."

The concept of an operational unit which differs from a Census-defined farm is difficult to establish for general and com-

parable application. Field tests indicated that subjective criteria regarding the operational unit, such as the extent of an over-all rotation practice and the amount of supervision exercised by the landlord over the farming operations and over the marketing of the crops, cannot be applied effectively. On the other hand, objective criteria, such as the furnishing of work animals and/or tractor power by the landlord and the kind of rent paid, can be more easily understood and applied. It is these latter criteria which the Census has used in order to furnish supplemental data for operational units which differ from Census-defined farms.

Among individual landlords, contributions to production, whether in capital or management, may vary greatly for their respective tenants. Thus, a given landlord may rent land to one or more tenants for cash and not concern himself with the cropping operations; he may rent his land on a share basis to tenants who furnish their own work stock or tractor power, tillage tools, and harvesting equipment; or he may arrange to have his land worked on shares by persons who are not financially able to assume any costs of production other than those represented by their own labor and that of other members of their family. Some of these persons sharing in the crop production, whether or not financially able to bear production costs other than labor, may be given no supervision; others may be given limited supervision; while still others are instructed or supervised daily in their current activities. Generally, the greater the contribution by the landlord, the greater is the need for him to maintain control over the production and marketing activities, especially those concerned with the growing of the cash crops.

Factors giving rise to multiple-unit operations.—The type of operational unit, which comprises two or more Census-defined farms, is not widely found outside the South, except possibly in a limited number of father-son operations. Even in the South, there is a great variation among States, and among counties within a State, in the frequency of occurrence of operational units which might be thought of as comprising two or more Census farms. The differences in application of the terms "operational unit" and "Census-defined farm" are most pronounced in cotton- and tobacco-growing areas.

The multiple-unit type of operation was largely an outgrowth of the changeover from slavery to "freedmen" and the rehabilitation of soldiers following the Civil War. This arrangement, growing out of the conditions following the war, permitted the landowner and workers to continue to farm the same land resources. The former slaves, with little opportunity for earning a livelihood except on the land of their former owners or that of nearby owners, continued to look to the plantation owner for direction and subsistence. With neither funds nor credit for paying a cash wage, the plantation owner paid his workers a part of the crop.

After the Civil War, the multiple-unit type of operation soon became common throughout much of the Old South, with landlords employing white as well as Negro tenants. Under the multiple-unit system, the landowner provided the land, management, work stock, and equipment. The worker or tenant provided the labor, his own and that of his family. The landlord made advances to the worker for food and other expenses. Cash

MULTIPLE-UNIT OPERATIONS

expenditures for production were most often shared equally, the tenant's share being paid for by the landlord and representing an advance against the tenant's share of the crop. The crop also was usually shared equally, the landlord deducting from the tenant's share all advances made against the crop.

Because of their high labor requirements, cotton and tobacco have been the crops best suited to joint ventures by landlord and tenant. In their culture, it is not necessary for the landlord to risk the large amounts of capital which would be required under a wage system. Risks of production are shared by the tenants. The landlord, through his management and close supervision of the tenants, can exercise control over farming practices. Handling the entire landholding as one management unit permits some economies of large-scale operation which would not be possible if each tenant operated independently. Sharing in the proceeds from the crop, the tenant is less likely to leave before the crop is marketed. Workers, without funds or managerial experience to set themselves up as independent farm operators, can engage in

farming, sharing in the proceeds from their labor in the same manner as independent tenants.

Impact of mechanization on multiple-unit operations.—The number of multiple-unit operations and the number of subunits (this number coincides closely with the number of Census-defined farms) comprising the larger operational holdings has been decreasing. Acreage allotments, mechanization, and expanding and more attractive opportunities for off-farm employment, particularly in periods of generally declining farm income, have been responsible, in part, for the movement of agricultural workers from the land. But, in the past 5-year period, the decrease in multiple units and subunits has been in the number of units engaged in cotton production while the number growing tobacco has not changed. The figures, shown in the accompanying text table, indicate in a general manner what has occurred in the number of farms (or units) producing cotton and tobacco and the acreage harvested for each of these crops.

Year	United States, total							Multiple unit, total						
	Cotton			Tobacco				Number of croppers ¹	Cotton			Tobacco		
	Farms reporting	Acreage		Farms reporting	Acreage		Subunits reporting		Acreage		Subunits reporting	Acreage		
		Total	Per farm		Total	Per farm			Total	Per unit		Total	Per unit	
1964	864, 138	18, 858, 145	21. 8	(NA)	1, 557, 039	(NA)	276, 029	241, 954	4, 127, 689	17. 1	114, 223	440, 106	3. 9	
1949	1, 110, 876	26, 599, 263	23. 9	531, 922	1, 532, 298	2. 9	351, 991	301, 676	5, 772, 941	19. 1	110, 121	404, 671	3. 7	
1944	1, 217, 547	18, 961, 891	15. 6	490, 585	1, 630, 221	3. 3	452, 125	(NA)	(NA)	(NA)	(NA)	(NA)	(NA)	
1939	1, 589, 723	22, 811, 004	14. 3	498, 348	1, 853, 230	3. 7	545, 060	(NA)	(NA)	(NA)	(NA)	(NA)	(NA)	
1934	1, 920, 123	26, 753, 697	13. 9	422, 166	1, 237, 117	2. 9	722, 321	(NA)	(NA)	(NA)	(NA)	(NA)	(NA)	
1929	1, 986, 726	43, 227, 498	21. 8	432, 975	1, 888, 365	4. 4	783, 459	(NA)	(NA)	(NA)	(NA)	(NA)	(NA)	

NA Not available on a comparable basis.

¹ Totals are for Census years for the South and seven counties of Missouri for all years except 1929 (Census year 1930). For 1930 the total is for the South only.

Increased mechanization of all phases of cotton production has eliminated the need for much manual labor. The shifting of the center of cotton production from the Old South toward the Southwest and the West, where labor has been scarce and where larger acreages and more level land exist, has favored the increased use of machines. Cotton and tobacco have been the crops most closely associated with multiple-unit operations and it now appears that cotton culture is becoming less dependent on joint ventures of landlords and their tenants. The number of man-hours required to produce and harvest a crop seems to be the

most important factor in the past and in the changing situation.

Surveys have been conducted by the United States Department of Agriculture to determine production practices and man-labor, power, machinery, and material requirements for some of the important crops in selected type-of-farming areas throughout the United States. There is a striking contrast in the labor requirements for cotton and tobacco production on the one hand and corn and wheat on the other. Corn and wheat were once harvested with crude hand-tools and the modern corn picker and grain combine evolved through years of change and experimenta-

Crop	Area	Year of survey		Man-hours per acre	Tractor-hours per acre	Horse- (or mule-) hours per acre	Truck- and auto-hours per acre
Cotton	Southern Piedmont (North Carolina, South Carolina, Georgia, and Alabama)	1948	Total	111. 98	1. 14	39. 14	
			Preharvest	56. 48	0. 99	36. 66	
			Harvest	55. 50	0. 15	2. 48	
	High Plains of Texas	1948 and 1952	Total	21. 00	4. 05		
			Preharvest	6. 34	2. 59		
			Harvest	14. 66	1. 46		
	High Plains of Texas (irrigated)	1948 and 1952	Total	34. 47	4. 04		
			Preharvest	11. 45	2. 32		
			Harvest	23. 02	1. 72		
Tobacco (flue-cured)	Eastern North Carolina and South Carolina (cotton, tobacco, and general farming)	1948	Total	483. 00	2. 40	67. 80	47. 30
			Preharvest	134. 70	1. 80	41. 30	
			Harvest	348. 30	0. 60	26. 50	47. 30
Corn	Central Iowa	1948	Total	6. 23	5. 07		
			Preharvest	4. 15	3. 83		
			Harvest	2. 08	1. 24		
Wheat	High Plains of Texas, Oklahoma, and Southwest Kansas	1949	Total	1. 77	1. 27		
			Preharvest	1. 04	1. 00		
			Harvest	0. 73	0. 27		
	Central Kansas	1951	Total	2. 72	2. 08		
			Preharvest	2. 01	1. 86		
			Harvest	0. 71	0. 22		

tion. The data in the accompanying table illustrate the relative requirements, in the recent past, in respect to man-hours, tractor-hours, and work stock-hours per acre for these crops in a few selected areas. (Very favorable areas for mechanized corn and wheat culture were selected purposely.)

Generally speaking, tobacco growing requires four times as many man-hours per acre as does cotton. Cotton requires 5 to 20, or even more, times the man-hours as corn and wheat. The tractor, the mechanical cotton picker, chemical defoliants and weedkillers, and airplane dusting and spraying are taking much of the drudgery out of cotton growing. If and when these improved machines and methods are in general use, the productivity per man-hour for cotton farms will be greatly increased. A comparison of the relative amount of man-labor input for a highly mechanized area in the High Plains of Texas versus eastern areas where more human resources are utilized, indicates significant possibilities for change.

Tobacco is a crop for which the human labor requirements are still large. The number of subunits engaged in its production has not changed materially in recent years. The fact that ears, and even grains, of corn and bolls of cotton are mechanically harvested suggests that a like change may come about for the harvest of the tobacco leaf. A start has been made. Even complete mechanization of tobacco culture is a possibility if a machine can be developed that will economically spear the leaves for barn curing. If this latter step could be bypassed, perhaps by machine shredding of the leaves, the need for much hand labor could be eliminated. The upward trend in farm production, in general, seems to suggest that a reduction may come in the number of cropper farms engaged in tobacco growing.

History of Census enumeration of multiple units.—For Census purposes, each tenant operation has always been considered a separate farm. Therefore, it was but natural that, beginning with the first Census following the Civil War, that of 1870, each of the portions of a plantation occupied by the former slaves should be considered a separate farm.

Statistics for larger operational units in the South were not obtained until the Census of 1910. In that Census, the statistics for farms, as defined by the Census, were supplemented by special statistics for plantations.

In the following Census of Agriculture, that of 1920, there was no special enumeration of plantations or multiple units as such. However, the reports for the 1920 Census presented separately, for the first time, a classification of tenants closely associated with the plantation or multiple-unit type of operation. These tenants were designated as croppers. Although they were described in the reports for that Census as being under a greater degree of supervision by the landlord than regular share tenants, the classification of croppers was made solely on the basis of their being share tenants to whom the landlord furnished all the work animals. Since 1920, croppers have been designated in much the same manner. However, in 1945 and thereafter, the determination of cropper farms has been made largely on the basis of work power furnished, with less attention being given to whether the land was rented on a share basis. In the Census of 1940, the inquiry in respect to power furnished by the landlord was broadened to include tractor power. In the last two censuses the inquiry was worded, "Does the landlord furnish ALL the work animals or tractor power (as a part of his share in the operation of this place)?"

After 1910, no further attempt to enumerate plantations or multiple units as operational units was made until 1940 when special plantation questionnaires were obtained during the enumeration. In 1945, 1950, and 1954, there has been an enumeration of multiple-unit operations. The statistics for multiple units or plantations for the 1954, 1950, 1945, 1940, and 1910 Censuses were prepared for the purpose of supplementing the basic reports of the Census of Agriculture in order to indicate more fully the organization of Southern agriculture. How-

ever, differences in definitions and procedures, and in the area included, have made difficult comparisons of the data for these years and the measuring of changes.

A presentation of the criteria used in the three censuses prior to 1950 for enumerating operational units larger than farms follows. The criteria used in 1950 and 1954 are given separate treatment under succeeding topical headings. The comparability of the data for all years is covered later under the title, "comparability of multiple-unit statistics for 1954 with prior Censuses."

Prior to 1954, a different approach was used in each attempt to enumerate plantation or multiple-unit agriculture. At that time, more consideration was given to size of operation than at present. Apparently, the connotation implied by the word, "plantation," was uppermost in the mind of the planners.

In 1910, the Census Bureau adopted the following definition of what was termed a tenant plantation:

"A tenant plantation is a continuous tract of land of considerable area under the general supervision or control of a single individual or firm, all or a part of such tract being divided into at least five smaller tracts, which are leased to tenants."

For the 1940 Census, a compilation of data for plantations was made, using the following definition:

"A plantation (as here used) comprises a continuous tract or closely adjacent tracts of land on which five or more farm families (including at least one cropper or tenant family) are regularly employed, and which tracts are operated as a single working unit in respect to a central farm headquarters and to the control of labor, cropping systems, and farming operations. Thus, a plantation should include all the land worked from a central farm headquarters with croppers, wage labor, or the operator's family labor, plus any additional land, worked by share or other tenants, that may be part of the operation of the unit or plantation as a whole."

By 1945, the idea of "large size" and "plantation" no longer predominated. There seemed to be more stress on the inclusion of a cropper farm with at least one other subunit. However, the inclusion of a cropper operation was still not a positive requirement. Two or more subunits had to be handled as a single-farm enterprise. The term multiple-unit operation supplanted plantation, though the latter term was used sparingly. The 1945 definition follows:

"A multiple-unit operation is one in which two or more subunits are handled as a single-farm enterprise. It usually involves supervision of cropper or tenant operations and central control of such items as sale of products, work power, machinery and equipment, crop rotation, or purchase of supplies. A multiple-unit operation consists of two or more subunits, one of which must be a cropper or tenant operation under the close supervision of the multiple-unit operator. One of the subunits may consist of land worked by the operator, his family, or wage hands. Plantations should usually be reported as multiple-unit operations."

Preparatory work for the 1950 Census.—It has been generally recognized that there have been wide variations in the organization of the multiple-unit type of landlord holdings. It was also common knowledge that the amount of supervision varied widely from landlord to landlord and, also, among subunits for the same landlord. However, there was not an unanimity as to the ease or the method of differentiating what should be treated as multiple-unit types of operation as distinct from "farms" and even from landlord-tenant holdings.

At the approach of the time for preparing questionnaires and procedures for the 1950 enumeration, it was the belief in the Census Bureau that the best case for a supplementary reporting form for the South was (1) for its use to improve the statistics through reducing the possibility of duplication or omission of information for Census farms and (2) it should provide data at a level of operation comparable with those gathered for other sections of the United States. This seemed to suggest that sharecroppers and the home farms, nothing more, should be grouped in order to approach universal comparability. The restriction of what should constitute a multiple-unit operation, as thus outlined, was not immediately acceptable to some users of Census data.

These persons continued to hold that an operating unit should be something more inclusive.

In 1948, a subcommittee consisting of technicians from the Bureau of the Census and from the Bureau of Agricultural Economics, United States Department of Agriculture, was appointed to do some field testing. Members of this group visited several typical multiple-unit areas. In each of these areas they were joined by representatives of the State Office of Agricultural Estimates of the Bureau of Agricultural Economics, United States Department of Agriculture. In Alabama and Texas, they were also assisted by a specialist from the State Agricultural College. To begin with, there was a general agreement to test whether a multiple unit could be so defined and enumerated that it would include all land operated by closely supervised tenants on a particular landholding plus any land retained and operated by the landlord.

This subcommittee tried numerous questions and approaches to determine which tenants should be included as a part of a multiple unit. The most satisfactory single inquiry was that on work power. This is the type of information upon which the Census has placed most reliance in determining the cropper group of tenants. The characteristics of dependent tenants, other than croppers, varied from area to area and even from landholding to landholding in the same locality. Criteria for their determination, which would work in one area would not work in another. In one variation, dependent tenants were furnished all the fertilizer by the landlord in lieu of work power (i. e., the tenant furnished his own work power), the crop being split 50-50, the same as for croppers. In another variation, the tenant owned the work animals and paid cash rent, but the landlord actually provided the credit for the purchase of the work animals and held a mortgage on such work stock until paid for out of the crop. Also, "furnish" was provided these tenants in the form of cash or credit advances in the same manner as for croppers. The introduction of tractor farming in the plantation area had resulted in a number of variations in the cropper system including a "through and through" operation whereby most operations are performed for the entire acreage without regard to the land assigned to the several tenants. Under such an arrangement, the tractor drivers were usually wage hands and the landlord made a charge for the tractor work performed for each tenant.

The possibility of using the share of crops paid as rent as the basis for determining the closely supervised tenants was not feasible because of the numerous variations from the traditional "half and half" arrangement. Determination of the dependent tenants by the terms used locally for these classes of tenants was impracticable because of the variations and inadequacy of the terms used in different areas. Leaving the determination to the respondent, as in 1945, was not a satisfactory plan. Inquiries on extent of supervision and control of sale of crops were not capable of bringing forth uniform answers. A change in respondent or in the questioner could also bring a change in the answer for the same situation.

Adoption of the landlord-tenant approach for the 1950 and 1954 Censuses.—As a result of the 1948 field testing, the decision was made to use, as the supplemental questionnaire for the 1950 enumeration, one which would require a listing of the entire holding of a landlord provided two or more Census-defined farms were encompassed. In the composition of this reporting form, there were inquiries concerning the furnishing of work power and the sharing in the crops or other method of making the rental payment. Because of the insistence of several persons acting in an advisory capacity, a question was included to ascertain the respondent's idea as to which of his tenant operations were farmed as a separate operating unit. This latter inquiry was the only one which could be variously interpreted by the respondent, or by the enumerator in case the latter was asked as to the intent of the question. For the guidance of the enumerator the following wording was incorporated in the questionnaire. "A separate

operating unit is one which is independent of other units with respect to planning the use of the cropland; to the use of machinery; or the purchase of fertilizer, seed, and supplies. The tenant, cropper, or renter receives little or no supervision from the landlord."

In 1950, after the matching and harmonizing of the two types of questionnaires, the Landlord-Tenant Questionnaire was examined to determine if the landlord holding contained a multiple-unit operation. A preliminary study of the Landlord-Tenant Questionnaires indicated that the replies to the inquiry, "Is this place farmed as a separate operating unit?" could not be used as a satisfactory basis for separating the closely supervised or dependent tenants from those who operated their land independently. If the answers to this inquiry had been accepted, a large number of cash tenants and share tenants paying one-fourth of the crops as rent would have been included in multiple units while many of the croppers, even for these same landlords, would have been excluded.

Therefore, it was decided to use the presence of croppers, as defined by the Census (all work power furnished by the landlord), as the only basis for determining the existence of a multiple unit. It was recognized that under this procedure some dependent tenants would be excluded from the multiple-unit operations. Likewise, a few croppers whose operations were wholly separate as to cropping or rotation practices and who were given little, if any, supervision would be included. However, this procedural method for determining a multiple unit helped to satisfy those who have stressed the lack of geographic comparability resulting from the counting of cropper operations as farms. Furthermore, since the landlord-tenant holding is something more inclusive than a multiple unit, it has been possible to present additional statistics both as to the number of landlord-tenant operations and as to their composition.

The 1954 procedure for enumerating both landlord-tenant operations and multiple-unit operations matched that used in 1950 with the exception that the judgment of the respondent in 1954 was not sought as to whether a given farm was a part of a larger operation unit. (As noted, the office processing in 1950 had to ignore the judgment inquiry in respect to separate operating units. See second paragraph above.) Since the decision as to which operations represented multiple units was made during the office processing in both 1950 and 1954, the statistics as presented herein are reasonably comparable. The few factors making for a lack of comparability are outlined in later paragraphs.

The questionnaires.—In both 1954 and 1950, the Landlord-Tenant Questionnaire was used throughout most of the South and in several Southeastern counties of Missouri. It was used where sharecroppers were most prevalent in cotton-, tobacco-, peanut-, and rice-growing areas. It supplemented rather than replaced the Agriculture Questionnaire required for each Census-defined farm. An Agriculture Questionnaire was required for each cropper or tenant other than cropper even though the landlord handled the entire holding essentially as one operating unit. The Landlord-Tenant Questionnaire was to be filled for the entire landlord holding. Thus, the two reporting forms obtained the same type of information but for different levels of operation.

Facsimiles of the Landlord-Tenant Questionnaire and of the Agriculture Questionnaire for 1954 are shown in the Appendix. There were several variations of the Agriculture Questionnaire in the multiple-unit area. Most of the variations were in the inquiries relating to crops. Inquiries for crops not grown in the State and for crops grown only to a very limited extent were eliminated from the questionnaire for that State. A facsimile of the Agriculture Questionnaire is shown in the Appendix only for Alabama and Mississippi. The same version of the questionnaire was used in these two States. There was only one version of the Landlord-Tenant Questionnaire for the South and Missouri. Since rice and tobacco are not grown in the same areas, a combined inquiry was used for these two crops.

The Landlord-Tenant Questionnaire was designed to serve two main purposes. In addition to providing statistical information for operations by persons who farm their land with tenants, including croppers, it was designed to help in obtaining more accurate reports for the individual Census farms represented in the landlord holding. The 1954 version of the questionnaire, determined, first, the entire acreage under the control of the landlord whether through ownership, rental or lease, or management for others. With this total acreage in the holding as a starting point, information was sought, where possible from the person in charge, separately for each cropper or other tenant and for the residual (or "home farm") portion. Also, for each cropper or other tenant, questions had been formulated to secure the acreage assigned, the method of rental, and whether the enumerator, who was filling the Landlord-Tenant Questionnaire, or some other enumerator, would be required to secure the Agriculture Questionnaire.

In regard to additional information requested for 1954, it was recognized that the person in charge of the over-all landholding could usually give satisfactory answers for only those tenants with whom he shared in the production. For those tenants who paid (or received) a share of the crops, these further questions pertained to work power furnished by the landlord, number of horses and mules owned by the landlord but kept on the tenant-operated land, acres of cropland harvested on the assigned land, and acreage and production of specified crops harvested.

Following the listing of the name and other required information for each tenant, a line was set aside for entering combined totals for tenants. Another line, immediately following, was provided for the enumerator to enter applicable complementary data for the "home farm." There was a final line for the enumerator to enter grand totals, in some columns for the entire holding or operation and in other columns for only the combined operations of the share tenants (including croppers) and the "home farm."

To aid in checking the Landlord-Tenant Questionnaire with the matching Agriculture Questionnaires for the tenants and the "home farm," a column was provided for entering the identifying line number of each household, from the Enumerator's Record Book, for which an Agriculture Questionnaire was required. However, this line number would not be available in those cases when the land operated by a tenant was in another enumeration district. In such cases, the enumerator filling the Landlord-Tenant Questionnaire was asked to enter the name of the township (or district, precinct, ward, or beat) in which the land was located. If the land was in another county, the name of that county was required.

The enumeration.—Each enumerator was provided with an Enumerator's Record Book in which he was required to list the name of the head of each household in his enumeration district. For tracts on which no one was living, he was required to list the name of the person who rented the land, grew crops on shares, or used the land for livestock. If no agricultural use was being made of the land, he was required to list the name of the owner of the land. Exceptions to this procedure were made for built-up residential areas. There were screening questions in this record book to ascertain which tracts of land had agricultural operations and, therefore, would require an Agriculture Questionnaire, in whose name the report should be made, and whether he or some other enumerator should fill the Agriculture Questionnaire.

In those areas where the Landlord-Tenant Questionnaire was used, a slightly different version of the Enumerator's Record Book was used. This version carried one additional inquiry, viz, "What is the total number of persons who rent land from and who work land on shares for this person? None. No. of persons—." An accompanying instruction reminded the enumerator that (a) if a member of the household operated a farm and if the answer to the question just cited was 1 or more or (b) if no mem-

ber of the household operated a farm and the answer to this question was 2 or more, he should fill a Landlord-Tenant Questionnaire.

The Landlord-Tenant Questionnaire, also, indicated for whom this reporting form was to be filled, in this manner:

FOR WHOM SHOULD THIS QUESTIONNAIRE BE FILLED?

(1) For every person who operates a farm himself, either alone or with the help of his family or wage hands, and also rents farm land to others or has land worked on shares by others,

OR

(2) For every person who does not operate a farm himself, but rents farm land to two or more persons or has farm land worked on shares by two or more persons.

There were instructions on the form to interview the landlord in order to get the required information for this questionnaire. Further, when possible, this questionnaire should be completed before filling the individual Agriculture Questionnaires which were required for each part of the over-all operation. By so doing, the enumerator would be able to copy some of the information which had been obtained from the landlord, and which had been entered on the Landlord-Tenant Questionnaire, onto the Agriculture Questionnaires. This was always possible for the "home farm" and, also, for each tenant unless he farmed other land. There was a specific instruction in the Enumerator's Instruction Book for the enumerator to visit each tenant for whom he was required to fill an Agriculture Questionnaire. This was to insure a report for those items in which the landlord had no proprietary interest. In case an enumerator secured an Agriculture Questionnaire for a tenant on a landlord-tenant holding before the landlord had an opportunity to give the information for the Landlord-Tenant Questionnaire, the instructions stated that the entries on the two forms should be compared. If there were discrepancies, adjustments were to be made in the information secured from the tenant when the tenant in question did not own land and did not have another landlord.

Enumeration of land in more than one enumeration district or county.—Each enumerator was assigned a specific area in which to work. This area was termed an enumeration district. The enumerator to whom a district was assigned was responsible for the complete enumeration of all farms in that district. However, some Census farms and some landlord-tenant operations are located in two or more enumeration districts. In order to count all the land once, but only once, it was necessary to establish rather rigid rules for determining which enumerator would be responsible for enumerating cross-line tracts representing either farms or larger holdings. In other words, one enumerator, not both, was required to fill the Agriculture Questionnaire for a farm which lay in two enumeration districts. Likewise, one enumerator, not both, was required to fill the Landlord-Tenant Questionnaire for a landlord-tenant holding which was in two enumeration districts. This one report, in the first case for a farm and in the second for a larger holding, would cover all the land, including that which was in the other district.

Since two or more Census farms comprise a landlord-tenant holding, it is possible for a landlord-tenant holding to be in two separate enumeration districts and for the land in each of the component Census farms to be wholly within an enumeration district. In such an instance, two enumerators would be charged with the duty of filling the required reporting forms. One enumerator would secure the Landlord-Tenant Questionnaire for the over-all holding and also the Agriculture Questionnaire for any component Census farms wholly in the same district. Another enumerator would need to fill an Agriculture Questionnaire for each component Census farm wholly within his district. This second enumerator, of course, would not be required to fill a Landlord-Tenant Questionnaire.

The Enumerator's Instruction Book for 1954 established the following rules of procedure for an enumerator whenever a part

or all of the land in a holding was in his district but the landlord or some of his tenants lived in another enumeration district.

- (a) If he was to secure the Agriculture Questionnaire for the landlord he should also get the Landlord-Tenant Questionnaire.
- (b) If an Agriculture Questionnaire was not required for the landlord, but the landlord and one or more of the tenants lived in his district, he would get the Landlord-Tenant Questionnaire.
- (c) If the landlord lived outside his district but farmed land where the landlord lived, or if the landlord had tenants where the landlord lived, he was not to secure the Landlord-Tenant Questionnaire.

When all of the land of a landlord-tenant holding (or of the multiple-unit portion thereof) was in the same enumeration district, then the component Census farms would also be wholly within the same district, provided none of the tenants on the land farmed additional acreage. However, a tenant, in a landlord-tenant holding, could also farm additional land. This additional land could be rented from a second landlord or could be owned by the tenant. If a tenant of a landlord-tenant holding farmed more land, he would always be considered a tenant in the data presented for the landlord-tenant holding (or multiple-unit portion) whereas, in the count of Census farms, he would be a part owner if he also farmed some land which he owned.

Problems in the enumeration of multiple-unit operations.—The multiple-unit type of operation has been difficult to define and to enumerate. Its very existence has made it difficult to obtain accurate totals for the various items on the Agriculture Questionnaire for tracts defined as Census farms. In an enumeration restricted to farms, a multiple-unit operator, in answering the questions of the enumerator, may (1) correctly report only for those crops grown on land not assigned to tenants and for livestock and equipment kept on the land retained; or (2) incorrectly include his part of the crops grown for him on shares and the work animals and equipment furnished to and kept by his tenants; or (3) incorrectly report all crops, livestock, equipment, and expenditures for all the land in the multiple-unit holding. His tenants, on the other hand, may (1) correctly report for the crops they grew, for the livestock and equipment kept on the land assigned them, and for any expenditures which they made for such items as fertilizer, feed, and petroleum fuel and, also, those which their landlord made either as the landlord's share or as an advance for production on the tenant's portion of the multiple-unit operation; or (2) incorrectly report only their share of the crops, or only the livestock and equipment they own, or only the portion of expenditures which they paid directly out of pocket; or (3) fail to report any of their operations, assuming these will be included in the landlord's report.

The problem of obtaining accurate totals for geographic areas in which the multiple-unit operations exist has been mentioned in many of the Census reports beginning with that of 1870. The difficulty of this approach has been described in the reports of the 1870 and subsequent censuses of agriculture. The 1870 report states, "The plantations of the old slave States are squatted all over by the former slaves, who hold small portions of the soil, often very loosely determined as to extent, under almost all varieties of tenure. In the instructions . . . efforts were made to impose something like a rule which should govern in the returns . . . but after a weary and unprofitable struggle, the superintendent was fain to accept whatever could be obtained . . . without greatly criticising the form in which it came." (Ninth Census of the United States, 1870, Industry and Wealth, p. 72.)

Special instructions and procedures for the enumeration of farms in the South have been used at the various Censuses in an attempt to prevent duplication and omissions. Usually, the instructions have suggested that the enumerator go first to the landlord to get all the required information regarding the farm operations for the home farm and for each tenant. Such a pro-

cedure was designed to provide for counting all of the land, crops, and the landlord's livestock once and only once. After the enumerator's visit to the landlord, he was instructed to visit each tenant on the landholding in order to obtain other necessary information, such as operator characteristics, livestock owned by the tenant, etc. In addition to the problems arising from the considerable amount of shifting from year to year in tenant operators and in the acreage assigned to tenants, there are other problems for an enumerator. A fixed procedure cannot always be followed. As explained before, a landlord may not live in the enumerator's assigned area, or may not be located conveniently.

Without a supplementary reporting form for the over-all operation, not only has it been difficult to obtain accurate totals, but also, the data obtained have not been adequate to indicate the characteristics and functioning of the larger operational units. On multiple units, part or all of the farm implements and machinery and animals used by the tenants are owned by the landlord and may, or may not, be in the possession of the individual tenants. Expenditures made by the landlord for his tenants may be included in the report for the landlord rather than in the reports for his tenants. No crops, or only feed crops, may be grown on land retained by the landlord. The pastureland, woodland, wasteland, etc., which normally would be associated with the cropland, may all be retained by the landlord. Thus, when the separate tenant operations and operations on land not assigned to tenants are enumerated as individual farms, the separate reports do not appear to represent complete units. Therefore, for the various classifications of farms by size, by tenure of operator, by type, by economic class, or by any other grouping, the totals for some of the items may be distorted for particular groups. This makes comparisons of totals for one item with another difficult to interpret, or subject to incorrect interpretations.

The use of a supplementary reporting form such as the Landlord-Tenant Questionnaire for recording facts about the over-all operations, and obtaining the information from the person considered to be the best informed has resulted in substantial improvement in the data for the Census of Agriculture in the South. However, a brief appraisal of the working and usefulness of the Landlord-Tenant Questionnaire reveals some existing problems. Many enumerators have fully comprehended the nature of the additional form and have performed acceptable jobs in (a) getting a report for the over-all operation on the Landlord-Tenant Questionnaire and separate reports on the Agriculture Questionnaire for the component farms and (b) matching of the data on the two types of forms so that there was accurate counting without duplication.

Quite a few enumerators, in every Census in which the supplementary form has been used, have not understood the supplementary nature of the Landlord-Tenant Questionnaire. To some of them, the filling of two questionnaires for the same land represented duplication in reporting and, hence, should be avoided.

Even though some enumerators did an acceptable job in filling the Landlord-Tenant Questionnaire they failed to always fill in an Agriculture Questionnaire for each of the tenants. In some cases, all of the holding was listed on the Agriculture Questionnaire as one farm, with the landlord as operator. In such cases, it is assumed that the enumerator did not consider the tenants to be farm operators and ignored his instructions and the wording of the inquiries on the Agriculture Questionnaire itself. (These inquiries specifically excluded from the landlord's net acres for his Agriculture Questionnaire all land worked for him on shares.)

In those instances where the land in a landlord-tenant holding extended into two or more enumeration districts, some enumerators did not understand how to divide the enumerating responsibility with other enumerators.

When the headquarters of the over-all holding was in another enumeration district, some enumerators overlooked those tenant-

operated lands in their area when the tenant did not reside thereon.

When a landlord lived in an enumeration district other than the one, or ones, in which his landholding was situated, it was often difficult or not feasible for the enumerator, charged with the responsibility of filling the Landlord-Tenant Questionnaire, to interview the landlord. In such situations, some Landlord-Tenant Questionnaires were not filled by the enumerator.

In some cases, there was confusion as to how many Agriculture Questionnaires were necessary if, after the close of harvest, there had been a change in tenant operators. In an April enumeration, as in 1950, more enumerators than in 1954 (with an October or November enumeration) listed on the Landlord-Tenant Questionnaire both the old and the new tenant. When a change in operators was already an accomplished fact, and the new operator, because of a fixed crop-rotation practice or for some other reason, had been assigned a different acreage from that which was farmed by his predecessor, a report was often made on the Landlord-Tenant Questionnaire for the old tenant and what he grew and a second listing, often showing no cropland, was made for the new tenant. A more difficult enumeration problem arose when one tenant had left the holding and another had not yet been selected as a replacement. If the new operator had not yet been selected, that portion of the holding operated by the departed tenant may have been omitted from the Agriculture Questionnaires for both landlord and tenant.

Office procedures.—When the Landlord-Tenant Questionnaires were received in the processing office, they were sorted into two groups:

- (1) Those with a listing of one or more tenants for whom all work power was furnished by the landlord.
- (2) Those showing no tenants for whom all work power was furnished by the landlord.

The reports for Group 1 were matched with the Agriculture Questionnaires to insure reasonable agreement of the data on the two reports, to complete the reports if either was incomplete or missing, and to eliminate duplication in the information on the Agriculture Questionnaires when that could be detected.

A Landlord-Tenant Questionnaire in Group 2 received little further consideration, except in the matching process when Agriculture Questionnaires not listed on a Landlord-Tenant Questionnaire were found. In such cases, the Agriculture Questionnaire was matched with the Landlord-Tenant Questionnaire and when the Agriculture Questionnaire was for the landlord shown on the Landlord-Tenant Questionnaire, then the information from the Agriculture Questionnaire was entered on the Landlord-Tenant Questionnaire and the Landlord-Tenant Questionnaire was reviewed to determine if it qualified as a multiple-unit operation.

Matching the Agriculture Questionnaires with the Landlord-Tenant Questionnaires was time consuming and a difficult task. A complete matching was not always possible. Enumerators did not always enter the name of the landlord on the Agriculture Questionnaires for tenants. In some cases, the name entered for the landlord was that of his agent or manager. In case the land was subleased, the name often given for the landlord was that of the owner of the land or the first landlord. For a managed operation, the name of the manager was given in some instances and the name of the owner in other instances. Differences in the surname spelling, in the initials, or in the first name added to the difficulty in matching.

Enumerators were instructed to cross-reference each Agriculture Questionnaire listed on the Landlord-Tenant Questionnaire. Enumerators did not always enter cross-reference identification, especially for tenants in other enumeration districts since other enumerators were responsible for getting the Agriculture Questionnaire for those tenants. This made it necessary to match 10 to 20 percent of the Agriculture Questionnaires on the basis of the name of the landlord.

As the Landlord-Tenant Questionnaires and the component Agriculture Questionnaires were matched, the information thereon was compared for all land in farms, cropland harvested, tenure of operator, number of horses and mules, and specified crops. Corrections were made on the Landlord-Tenant and Agriculture Questionnaires in the case of omissions on one or the other of the questionnaires, or when entries apparently represented duplication in the reports of the landlord and/or tenants, or only the landlord's or the tenant's share of crops.

If an Agriculture Questionnaire was found for a tenant not listed on the Landlord-Tenant Questionnaire for a landlord, the name of this tenant and the corresponding information were entered on the Landlord-Tenant Questionnaire. When Agriculture Questionnaires were found for croppers for whose landlord a Landlord-Tenant Questionnaire had not been filled, an over-all questionnaire was prepared in the processing office. Additional Agriculture Questionnaires for tenants with the same landlord, regardless of tenure, were added to the Landlord-Tenant Questionnaire. The "home farm" Agriculture Questionnaire, when located, was also added. In the processing, office-constructed multiple units containing home farms were given the same color-tenure code as the Agriculture Questionnaire for the home farm. The office-constructed multiple units for which no home farm could be located were coded as full owners. Color of the multiple-unit operator was assigned for multiple units with no home farms on the basis of the color reported for the majority of other multiple units in the same locality. When the Agriculture Questionnaire for the home farm showed that all land was not accounted for on the Landlord-Tenant Questionnaire, the balance was allocated to a tenant other than a share tenant.

If there was a disagreement between the Agriculture Questionnaire and the Landlord-Tenant Questionnaire as to whether a tenant was a cropper, and the other information indicated no additional land was being farmed by the tenant, the information on the Landlord-Tenant Questionnaire was accepted and the Agriculture Questionnaire was changed to make the two reports consistent.

The matching was performed on a county basis by making a list of names of landlords found on Agriculture Questionnaires for tenants who could not be located on Landlord-Tenant Questionnaires and, also, a list of tenants shown on Landlord-Tenant Questionnaires for whom an Agriculture Questionnaire could not be found. Upon completion of the matching, Agriculture Questionnaires were prepared in the processing office for tenants and home farms listed on Landlord-Tenant Questionnaires when Agriculture Questionnaires for them could not be located. Approximately 20,000 Agriculture Questionnaires were prepared for such cases. Likewise, Landlord-Tenant Questionnaires were prepared, provided there were Agriculture Questionnaires which, considered together, would make up a multiple-unit operation. A total of 14,186 Landlord-Tenant Questionnaires were prepared for such cases. However, in the office matching, if two or more Agriculture Questionnaires were found for a landlord and no combination of these represented a multiple-unit operation, a Landlord-Tenant Questionnaire was not prepared. Therefore, the number of landlord-tenant operations shown in the tables do not represent the actual number of such holdings.

When a landlord-tenant operation containing a multiple unit was identified, totals for selected items were obtained at the multiple-unit level and the questionnaire was coded for color and tenure of the multiple-unit operator. To obtain totals at the multiple-unit level, information for the croppers was added to that for the home farm. Only these totals, plus a limited amount of data at the landlord-tenant level, were transferred to punchcards. Only one punchcard was used for each questionnaire. The classifications by size of multiple unit, by acres of cropland harvested, by type of farm, and by kind of tenants were made mechanically on the basis of the data entered on the punchcards.

Data for all farms were obtained from the tabulations of the Agriculture Questionnaires. (For a description of the office procedures in editing, coding, and tabulating these data, see the Introduction to Volume II, General Report, 1954 Census of Agriculture.) Data for farms not in multiple units were obtained by subtracting the totals for multiple-unit operations from those for all farms.

The data for multiple units for the 1954 Census include, as cropper subunits, all persons to whom work power was furnished by the landlords.

Office-constructed questionnaires.—The number of Landlord-Tenant Questionnaires constructed in the processing office for both 1954 and 1950 is shown in Summary Table 2. That table also shows the number of questionnaires which were filled by Census enumerators.

The proportion of the office-constructed questionnaires which had no home farm, i. e., those for which no Agriculture Questionnaire for a home farm could be located, is also shown in Table 2.

DEFINITIONS AND EXPLANATIONS

Definitions and explanations are presented only for those items for which the table descriptions are considered inadequate. The definitions consist primarily of a résumé of the questionnaire wording, occasionally supplemented by the more essential parts of instructions and procedures for enumerating and processing the Landlord-Tenant and Agriculture Questionnaires.

The multiple-unit area.—The multiple-unit areas comprise the counties in which croppers account for a significant part of all tenants. The multiple-unit area was established for the 1950 Census by including generally those counties in which there were 50 or more croppers accounting for 10 percent or more of all tenants according to the 1945 Census of Agriculture. Minor changes were made, as will be explained later, in both 1950 and 1954 in the counties included in the area in order to facilitate enumeration and office-processing. For 1954, the multiple-unit area includes 891 counties.

In the multiple-unit area in 1954, there were 1,761,852 farms, or 36.8 percent of the 4,782,416 farms in the United States; and 268,744 croppers, or 97.4 percent of the croppers in the 16 Southern States and 7 counties in Southeastern Missouri. For 1954, the multiple-unit area accounted for 63.5 percent of the cotton acreage, 89.2 percent of the tobacco acreage, 82.4 percent of the peanut acreage harvested for nuts, and 80.5 percent of the rice acreage.

The enumeration of multiple units was made in 1954 in 1,003 counties or in 112 counties more than were included in the multiple-unit area for which data are presented in this report. In 1950 the enumeration was made in 977 counties. In making the enumeration in both 1954 and 1950, the Landlord-Tenant Questionnaire was used in all the counties comprising a Field Supervisor's district in order to simplify the giving of instructions, ordering of supplies, etc. This procedure resulted in the use of the Landlord-Tenant Questionnaire in counties outside the multiple-unit area. Because the counties comprising a Field Supervisor's district were not the same in 1954 as in 1950, the procedures resulted in the enumeration of multiple units in some counties in 1954 that were not included in the area for the enumeration of multiple units in 1950 and vice versa. As a result of changes in areas included in the enumeration, 19 counties were in the multiple-unit area in 1950 but were excluded from the area in 1954, and 8 counties excluded from the multiple-unit area in 1950 were included in 1954. These counties together with data indicating their importance as part of the multiple-unit area are as follows:

County	1950 farms	1950 croppers	
		Total	In multiple units
8 counties included in 1954 but excluded in 1950,			
total.....	13,907	268	(NA)
Kentucky.....	1,855	29	(NA)
Magoffin.....	1,855	29	(NA)
Texas.....	9,581	228	(NA)
Harris.....	3,360	35	(NA)
Jefferson.....	959	14	(NA)
Liberty.....	1,404	9	(NA)
Orange.....	710	1	(NA)
Shelby.....	3,148	169	(NA)
Virginia.....	2,471	11	(NA)
Chesterfield.....	1,422	8	(NA)
Henrico.....	1,049	3	(NA)
19 counties excluded in 1954 but included in 1950,			
total.....	34,319	2,501	2,471
Arkansas.....	8,806	729	834
Conway.....	2,266	44	40
Faulkner.....	3,256	96	95
Pulaski.....	3,284	589	699
Tennessee.....	12,158	763	791
Clay.....	1,345	96	98
De Kalb.....	1,992	187	197
Jackson.....	2,343	169	180
Overton.....	2,650	101	92
Pickett.....	884	37	46
Putnam.....	2,944	173	178
Virginia.....	5,686	198	208
Amherst.....	1,337	91	104
Bath.....	472	4	3
Highland.....	609		
Nelson.....	1,417	64	72
Rockbridge.....	1,751	39	29
Maryland.....	7,769	811	638
Anne Arundel.....	1,465	69	48
Calvert.....	1,218	248	232
Charles.....	1,576	208	136
Prince Georges.....	2,130	172	148
St. Marys.....	1,380	114	74
Net change.....	-20,412	-2,233	-2,471

NA Not available.
Minus sign indicates fewer farms for 1954.

A complete list of counties included in the area of enumeration and in the multiple-unit area in 1954 is given in the Appendix.

Landlord-tenant operations containing multiple units.—A landlord-tenant operation consists of all the land held by a landlord who rents land to one or more tenants, including croppers, and retains some land not assigned to tenants, or who rents land to two or more tenants, including croppers, and retains no land for himself. The landlord may hold the land through ownership or through lease, rental, or cropping arrangement, or as a hired manager for others.

The home farm, if one, plus all component tenant farms, including cropper farms, make up the landlord-tenant operation. The home farm and one or more cropper farms make up the multiple unit. If there was no home farm, then two or more cropper farms were required to constitute a multiple unit. Thus, all multiple units represent a landlord-tenant operation or a portion thereof. If croppers were the only kind of tenants represented in the landlord-tenant operation, the multiple unit was identical with the landlord-tenant operation. If there were tenants in addition to croppers, the operations of the additional tenants comprised part of the landlord-tenant operation but not a part of the multiple unit.

For multiple-unit purposes, a cropper subunit is one for which the landlord furnished the work power. Some persons may have all their work power furnished for their entire farming operation, even when they work separate tracts of land for different landlords. A cropper with two landlords could be counted more than once as a cropper subunit of a multiple unit. Other persons having two or more landlords may be furnished work power by one landlord but not by the other. In such a case, the cropper land could be a subunit of a multiple unit for one landlord but not for the other. Still other persons, who own and operate land on their own account, may rent land and be furnished work power for the rented portion. In such cases, the cropper land could be a part of a multiple unit.

Census enumerators were not given the definition of a multiple unit. The existence of a multiple unit was determined during the office processing of questionnaires.

Subunits.—A subunit denotes a component part of a landlord-tenant or multiple-unit operation. The land assigned each cropper or tenant is a subunit. The land retained by the landlord, i. e., the land not assigned to tenants including croppers is likewise a subunit. Each subunit is a "farm," as defined by the Census, except for tenants, including croppers, who own and operate or rent and operate, additional land. (See discussion under "Tenants.") One of the subunits of a landlord-tenant operation is usually the "home farm." The other subunits are classed as cropper farms, share-tenant farms, and other-tenant farms (not cropper or share-tenant farms).

A home farm includes all the land in a landlord-tenant operation not assigned to tenants, including croppers. In a multiple unit, the home farm is the portion not assigned to croppers. In a landlord-tenant operation containing a multiple unit, the home farm of the multiple unit is the same as that of the landlord-tenant operation. The home farm was determined by subtracting, from the over-all landlord-tenant operation, the operations of all tenant subunits. (See "Office procedures.") The home farm usually contains the home of the multiple-unit operator or the headquarters where work stock and equipment are kept for the entire multiple-unit operation. It usually includes land worked by the multiple-unit operator with the help of his family and/or hired labor. Occasionally, a home farm may consist only of pastureland not assigned for the exclusive use of croppers or tenants, and woodland or wasteland. Home farms of landlord-tenant and multiple-unit operations were considered farms for Census purposes if they contained three or more acres even though the agricultural operations on the home-farm tract may have been insufficient to qualify as a Census farm.

In some multiple-unit operations all the land is assigned to croppers. Such multiple units do not have home farms. In most of these cases, the multiple-unit operator does not live on the place.

Tenants rent from others or work on shares for others all the land they operate. When used in reference to subunits of a landlord-tenant or multiple-unit operation, the tenure relates only to land operated in that landlord-tenant or multiple-unit operation. For example, a tenant or cropper of a particular landlord may also rent land from, or crop land for, other landlords; or he may own land on his own account. In such instances, in presenting statistics for landlord-tenant and multiple-unit operations, the subunit operated by the cropper, or tenant other than cropper, was treated as though it were a complete farm in itself. This procedure was one of convenience and varies from that used in tabulating data for Census farms. In the data for Census farms the entire acreage operated, including land owned and/or land rented from others, was counted as one farm. The term "tenant" may also be used in reference to the classification of a multiple-unit operation when all the land in the operation is rented from others.

Croppers sometimes have been defined as crop-share tenants whose landlords furnish all the work power. For convenience, the classification was based entirely on whether the landlord furnished all the animal or tractor power. The laws of some States define a sharecropper as a tenant. In other States, a cropper may be legally classified as either a laborer or a tenant, depending upon the nature of the agreement under which he produces a crop. In most States, court decisions as to his tenure status have been based on whether he had title to the crop and upon harvest, paid his landlord a share, or whether the landlord retained title to the crop and, upon harvest, paid the cropper his share after deducting any advances in cash, credit, supplies, etc.

Most cropper farms represent subunits of multiple-unit operations. However, cropper farms may be operated as independent units, the landlord neither having other croppers nor farming any land with his own labor or with the help of members of his family and/or wage workers. Thus, the count of the farms not in multiple units includes some farms operated by croppers. As mentioned before, cropper farms and cropper subunits are not necessarily synonymous.

Share tenants are tenants other than croppers who pay their landlords a share of either the crops or livestock products, or a share of both.

Other tenants in this report refers to all tenants who were not classified as croppers or as share tenants. In the other reports of the 1954 Census of Agriculture, "other tenants" represents a more restricted group than in this report.

A farm.—For the 1954 Census of Agriculture, places of three or more acres were counted as farms if the value of agricultural products in 1954, exclusive of home gardens, amounted to \$150 or more. The agricultural products could have been either for home use or for sale. Places of less than three acres were counted as farms only if the value of sales of agricultural products in 1954 amounted to \$150 or more. Places operated in 1954 for which the value of agricultural products in 1954 was less than these minima because of crop failure or other unusual situations, and places operated in 1954 for the first time, were counted as farms if, normally, they could be expected to produce these minimum quantities of farm products. As explained above, an exception to the criterion in regard to the value of agricultural products produced was made for home farms of landlord-tenant and multiple-unit operations. The 1950 definition of a farm was identical with that of 1954.

All the land under the immediate control of one person or partnership was included as one farm. Control may have been through ownership, or through lease, rental, or cropping arrangement. Land worked on shares for others was considered as under the immediate control of the person working the land. Thus, the land assigned to a cropper or tenant other than cropper was considered a separate farm even though the landlord may have closely supervised the cropper or tenant other than cropper and handled his (the landlord's) entire holding essentially as one operating unit.

Farms in multiple units are the cropper and home-farm subunits comprising the multiple unit.

Farms not in multiple units are those which are not parts of multiple-unit operations. Some of the farms not in multiple units represent farms in landlord-tenant operations. The information shown for farms not in multiple-unit operations was obtained by subtracting the totals for multiple-unit operations from those for all farms. (For an appraisal of this procedure, see "Reliability of Data.")

Multiple-unit operator.—A multiple-unit operator is the person who directs or supervises the multiple-unit operation. In this report, the multiple-unit operator is frequently referred to as the landlord. He is the person who controls the land either through ownership, lease, rental, or cropping arrangement. The cropper in the multiple unit works land on shares for him. The multiple-unit operator may be a hired manager employed by the person who controls the land. The number of multiple-unit operators is considered the same as the number of multiple units.

Farm operator.—A "farm operator" is a person who operates a Census-defined farm, either performing the labor himself or directly supervising it. He may be an owner, a hired manager, or a tenant, renter, or sharecropper. If he rents land to others or has land cropped for him by others, he is listed as the operator of only that land which he retains. In the case of a partnership, one member only was included as the operator. The number of farm operators, therefore, is considered the same as the number of farms.

Units, farms, or operators reporting.—Figures for units reporting, farms reporting, or operators reporting represent the number of multiple units or other designated units, the number of farms, or the number of operators, for which the specified item was reported. For example, if there were 240 multiple units in a county and 187 of these harvested tobacco in 1954, then the number of multiple units reporting tobacco would be 187. The differences in the total number of multiple units and number reporting an item represents the number not having that item, provided the inquiry was answered for all multiple units.

Land owned and land rented from others.—The land to be included in each landlord-tenant operation was determined by asking the number of acres owned and the acres rented from, or worked on shares, for others.

Land owned includes all land which the operator or his wife, or both, hold under title, purchase contract, homestead law, or as one of the heirs, or as a trustee of an undivided estate. In the case of a managed operation, the inquiry on the Landlord-Tenant Questionnaire related to the land owned by the employer.

Land rented from others includes land worked on shares for others, and land used rent free, as well as all land rented or leased under other arrangements. In the case of a managed operation, the inquiry on the Landlord-Tenant Questionnaire related to the land rented from others by the employer.

Land in the landlord-tenant operation represents the sum of the land owned plus that rented from others by the landlord. The total of the land in all subunits comprising a landlord-tenant operation is identical with the total land in the landlord-tenant operation.

Land in the multiple unit represents the sum of the land in the home-farm subunit plus that in the cropper subunits. Land rented by the multiple-unit operator to tenants other than croppers is excluded from the multiple-unit operation, by definition.

Land in farms.—The acreage in each farm was obtained by adding the acres owned by the farm operator and the acres rented by him from others or cropped on shares by him for others, and subtracting the acres rented to or worked on shares by others.

The acreage designated "land in farms" includes considerable areas of land not actually under cultivation and some land not used for pasture or grazing. All woodland and wasteland owned by farm operators, or included in tracts rented from others, is included as land in farms unless such land was held for other than agricultural purposes, or unless the acreage of such land held by a farm operator was unusually large. If a place had 1,000 or more acres of land not being used for agricultural purposes and less than 10 percent of the total acreage in the place was used for agricultural purposes, the nonagricultural land in excess of the number of acres used for agricultural purposes was excluded from the farm area. For application of this rule, land rented out was considered to be used for agricultural purposes.

Cropland harvested.—This represents that portion of the land in the multiple unit, or in the farm (subunit or otherwise), from which crops were harvested in 1954 including land from which hay was cut and land in small fruits, orchards, vineyards, nurseries, and greenhouses. Land from which two or more crops were harvested in 1949 was to be counted only once.

Crops harvested.—The Landlord-Tenant Questionnaire asked specifically concerning five crops harvested in 1954, viz, corn, cotton, tobacco, rice, and peanuts. The inquiry for corn was restricted to corn harvested for grain and that for peanuts, to peanuts harvested for picking or threshing. Data for crops shown for all farms and for farms not in multiple units are limited to those specified on the Landlord-Tenant Questionnaire. The crops were to be those harvested in 1954 from land under the control of the operator in 1954 regardless of whether the crops were grown by the operator or by someone else. Crops grown by the operator on land not under his control in 1954 were not to be included.

Horses and mules.—The inquiry called for horses and mules of all ages. The horses and mules were to be reported for the farm or unit where kept, regardless of ownership. If horses and mules owned by a multiple-unit operator and furnished to the croppers were kept on the cropper farms, they were to be included on the Agriculture Questionnaires for the croppers; if kept on the home farm, they were to be reported on the Agriculture Questionnaire for the home farm. Thus, in the multiple-unit area, many of the farms not reporting horses and mules represent cropper farms for which the horses and mules were reported on the home farm.

CLASSIFICATION OF MULTIPLE UNITS

Multiple units by size.—Multiple units are classified by size according to the total land area in each multiple-unit operation. The size groups used are the same as those for the classification of farms by size, with the exception that all multiple units of less than 30 acres are in a single group. For farms, separate data are available for three groups under 30 acres—viz, (a) farms under 3 acres, (b) farms of 3 to 9 acres, and (c) farms of 10 to 29 acres.

Multiple units by color and tenure of operator.—Multiple-unit operators are classified by color as white and nonwhite. Nonwhite includes Negroes and all other nonwhite races such as Indians, Chinese, Japanese, etc. In the multiple-unit area nearly all of the nonwhite operators of multiple units and of farms are Negroes.

Multiple-unit operators are classified according to the tenure under which they hold their land on the basis of the total land owned and the total land rented from others, and on the basis of the reply to the inquiry, "Do you operate this land as a hired manager?"

Full owners own land but do not rent land from others. Also included in this group are those office-constructed multiple units for which no home farm Agriculture Questionnaire could be located.

Part owners own land and rent land from others.

Managers operate land for others, directing and supervising the entire multiple-unit operation, and are paid a wage or salary for their services. Multiple-unit operators were classified as managers when the answer was "yes" to the question, "Do you operate this land as a hired manager?"

Tenant-multiple-unit operators rent from others all the land in the multiple-unit operation. They own no land.

Multiple units by type of farm.—Multiple units are classified as to type on the basis of the kinds of crops harvested and the relationship of the acreage of each crop harvested to cropland harvested and to other crops harvested. Only the principal cash crops—cotton, tobacco, peanuts, and rice—were used as a basis for the classification by type.

If only one of these cash crops was of primary importance, the multiple unit was designated as that crop type. A crop was considered as being of primary importance when its acreage represented 10 percent or more of the acres of cropland harvested in the case of cotton, peanuts, or rice, or 2 percent or more in the case of tobacco.

To be considered of secondary importance, the acreage of a given crop—cotton, peanuts, or rice—had to equal or exceed 10 percent of the acreage of the primary crop, provided the primary crop was not tobacco. If the primary crop was tobacco, it was necessary for the acreage of cotton, peanuts, or rice to equal or to exceed the tobacco acreage in order to be considered a secondary crop. Tobacco was considered a secondary crop when it comprised at least 1 percent but less than 2 percent of the total cropland harvested.

If one of these cash crops was of primary importance with one or more of secondary importance, or if two or more were of primary importance, the multiple unit was classified as a combination-crop type. For the combination types, all of these crops of either primary or secondary importance are indicated by the type name. For the combination types, the type name does not distinguish the relative importance of the crops comprising the combination. Thus, in a "cotton and tobacco" type, either the cotton may be of primary importance with tobacco secondary, or the tobacco primary with cotton secondary, or both crops may be of primary importance.

If a multiple unit did not qualify as either a primary-crop type or a combination-crop type, it was classed as "miscellaneous." Thus, the "miscellaneous" type includes multiple-unit operations

with none of the four designated crops reported; also, those for which none of the designated crops were considered of primary importance.

Multiple units by acres of cropland harvested.—This classification was based on the acreage from which crops were harvested in 1954 for each multiple unit. The groups are the same as those used for Census farms except that the smallest acre group for the multiple-unit classification includes those with less than 20 acres of cropland harvested, whereas, for Census farms with less than 20 acres of cropland harvested, two groups are shown, viz, those with less than 10 acres of cropland harvested and those with 10 to 19 acres for this land use.

Multiple units by number of subunits.—This classification was based on the total number of subunits in each multiple-unit operation. Since by definition a multiple unit must have at least two subunits, the classification begins with those having two subunits. In the classification, the home farm is counted as one of the subunits. A distribution of multiple units by number of croppers may be obtained from this tabulation. For example, if there are 326 multiple units with 2 subunits and 291 of these have home farms, 291 of these have only 1 cropper each, and 35 have 2 croppers each. These 35 added to the number having 3 subunits that have home farms gives the total number of multiple units having 2 croppers each.

Multiple units by kind of tenants in the landlord-tenant operation.—Multiple units were classified into the following groups on the basis of the kind of tenants in the landlord-tenant operation:

Croppers only.—In this group, each landlord-tenant operation containing a multiple unit reported only cropper tenants. In such cases, the multiple-unit operation is identical with the landlord-tenant operation.

Croppers and share tenants, with or without other tenants.—In this group, each landlord-tenant operation containing a multiple unit reported both croppers and share tenants. It may or may not have included tenants other than croppers or share tenants. For this group, the landlord-tenant operation is larger than the multiple-unit operation.

Croppers and tenants other than share tenants only.—In this group, all the landlord-tenant operations containing a multiple unit included, in addition to croppers, "other tenants" (not croppers and not share tenants) but no share tenants. Probably most of these other tenants represented cash tenants, standing renters, etc., who operated their places entirely independently of the multiple-unit operation. However, a few of these other tenants may have been closely supervised and their operations handled along with those of the croppers and the home farm.

PRESENTATION OF THE STATISTICS

This report presents data for multiple-unit operations from the 1954 and the 1950 Censuses of Agriculture, supplemented by data for all Census-defined farms and Census farms not in multiple units.

These data are presented for the entire multiple-unit area, by States, by counties, and by State economic areas.

Summary data for the selected multiple-unit area.—The Summary Tables 1 to 26 present data for the entire multiple-unit area. Most of the data presented were taken or derived from tables giving data by county or State economic area. Some of the tables present averages or percentages to aid in the use and analysis of the statistics.

State data.—State totals for all farms, for multiple-unit operations, and for farms not in multiple units are shown in Summary Tables 1 and 3. State totals for multiple-unit operations classified by size, tenure, etc., are shown only in the State economic area tables. State totals for the number of landlord-tenant operations and for multiple-unit reports classified according to whether enumerated or office-constructed are given in Summary Table 2.

County data.—The county table presents, for the selected counties, data for multiple-unit operations with comparative data for all farms. This table also shows the number and total acreage for farms not in multiple units. No data by size, tenure, or other classification of the multiple unit are shown by counties. Data for such classifications are presented in the State economic area tables.

State economic area data.—The number of landlord-tenant operations and multiple-unit operations classified according to whether enumerated or office-constructed are shown by economic areas in Summary Table 2. Data for multiple-unit operations classified by size of unit based on total acres in the unit, by color and tenure of the multiple-unit operator, by type of farm, by acres of cropland harvested, by number of subunits, and by kind of tenants in the landlord-tenant operation are shown in State Economic Area Tables 1, 2, 3, 4, 5, and 6, respectively.

Data for all farms and for farms not in multiple units are not shown by economic areas. The data for all farms and for farms not in multiple units could be obtained for any items by adding the figures for the individual counties comprising the State economic area and making the necessary computations.

State economic areas represent groupings of counties within a State. The counties comprising a State economic area have similar agricultural, demographic, climatic, physiographic, and cultural characteristics. (For a description of State economic areas, see the special 1950 report of the Bureau of the Census entitled, "State Economic Areas: A Description of the Procedure Used in Making a Functional Grouping of the Counties of the United States.") Except for the metropolitan areas, the State economic areas, in general, are the same as State type-of-farming areas. Since the counties comprising each State economic area have similar characteristics, data for a State economic area may be used for describing, with reasonable accuracy, the characteristics of the agriculture in each county making up the area.

For the most part, the counties selected for inclusion in the multiple-unit area include entire economic areas. However, in some instances it was not feasible to follow this general rule. For economic areas for which all counties were not included, the economic area designation is followed by the word "part" to indicate that the area for which data are shown, represents only a portion of the economic area. In Virginia, no data are included for the independent cities. Statistics for Sevier County, Tenn., are included with Economic Area 8b (comprising a part of Economic Area 8a).

A map of each State showing the counties and economic areas with a designation of the counties not included in the multiple-unit area precedes the county and economic area tables for the State.

1950 comparative data for the 1954 multiple-unit area.—For the purpose of facilitating the analysis of changes since the prior Census, comparative data are presented for 1950. The 1950 data for counties not included in the 1954 area have been eliminated from the tables containing county data and the State totals have been adjusted. However, similar adjustments could not be made in the 1950 data tabulated by State economic areas. For counties included in 1954 but not in 1950, it was possible to make adjustments in the 1950 data only for those items tabulated from inquiries on the Agriculture Questionnaire. In the tables containing data by State economic areas for 1954 and 1950, the totals for some economic areas and, hence, for some States, are not fully comparable because of changes in the counties in the multiple-unit area within the State economic area. However, in most cases where adjustment could not be made because of differences in the counties included in the multiple-unit area, the comparability of data for 1954 and 1950 is not affected significantly. The data in the following table provide a general summary of the extent of comparability for the data for 1954 and 1950.

NUMBER OF COUNTIES INCLUDED AND NUMBER OF LANDLORD-TENANT OPERATIONS IN THE MULTIPLE-UNIT AREAS, BY STATES: CENSUSES OF 1954 AND 1950

State	Number of counties		Number of landlord-tenant operations		
	1954	1950	1954	1950	
				as revised ¹	as published ²
Total.....	891	902	341,229	406,672	408,853
Alabama.....	67	67	33,144	46,246	46,246
Arkansas.....	42	45	15,566	21,751	21,943
Florida.....	25	25	2,163	3,672	3,672
Georgia.....	159	159	32,400	41,049	41,049
Kentucky.....	106	105	37,075	39,941	39,941
Louisiana.....	64	64	14,183	19,923	19,923
Maryland.....		5			1,176
Mississippi.....	82	82	40,196	46,363	46,363
Missouri.....	7	7	2,672	4,479	4,479
North Carolina.....	90	90	61,057	58,010	58,010
South Carolina.....	46	46	23,327	28,965	28,965
Tennessee.....	64	70	38,837	43,975	44,635
Texas.....	90	85	25,087	37,744	37,744
Virginia.....	49	52	16,522	14,554	14,707

¹ To obtain comparability with 1954 and as published in this report.

² In 1950.

Reliability of data.—The use of the inquiry regarding the furnishing of work power as a basis for classifying croppers results in the inclusion of some farm operators who do not have the characteristics generally associated with cropper-operated farms. These farm operators comprise, largely, relatives of the landlord to whom the landlord furnishes all work power, equipment, etc. Some of these cropper operations may be relatively large and of a type of farm not similar to the type of farm generally operated by croppers.

The arrangement of the inquiries on the Landlord-Tenant Questionnaire made it possible to present data giving a count of those share tenants who were not croppers. It is this group of share tenants, wholly excluded from the multiple units, which was most likely to have contained dependent tenants whose operations would have been eligible for consideration as an integral part of a multiple unit if satisfactory criteria could have been applied to designate them. To complete the picture of the over-all landlord-tenant operations, a count of the other subunits comprising them has been made. This number is shown in several of the tables under the heading, "Other tenants, not croppers nor share tenants."

In using the data presented in this report, it is necessary to consider not only the effect of the procedures upon the data but, also, the accuracy of the Landlord-Tenant Questionnaires.

In evaluating the data given in this report, consideration should be given to several factors:

First, the definition of a multiple unit was established arbitrarily on the basis of the presence of croppers. Some of the cropper subunits comprising multiple units may not be under the close supervision of the landlord and may be operated as independent units. Moreover, some tenant-operated farms not included in multiple-unit operations may have been under the close supervision of the landlord and may have been operated as a part of a larger operational unit.

Second, during the office processing, Landlord-Tenant Questionnaires were prepared in 1954 for 14,186 multiple units. These office-constructed questionnaires represented 10.8 percent of the multiple units. For 3,867 of the office-constructed questionnaires, there was no Agriculture Questionnaire for the landlord and, in such cases, it was not possible to determine with certainty the total acreage held by him, or his tenure. However, for statistical purposes, it was assumed that the sum of the acreage of land shown on the Agriculture Questionnaires for tenants of such landlords represented the total acres of land in the landlord-tenant operation and that the landlord owned the land.

Third, in some cases, the number of multiple units, as well as

the number of subunits, may have been overstated. Because of differences in names reported for the landlord an additional Landlord-Tenant Questionnaire may have been constructed. Likewise, tenants may have been included as part of a landlord-tenant operation when those tenant operations were already listed on a report with a slightly different name, or under another name if either the Landlord-Tenant or Agriculture Questionnaire erroneously listed the 1955 tenant instead of the 1954 operator. Also, most of the matching of Landlord-Tenant and Agriculture Questionnaires was performed on a county basis. In some cases, where the tenants belonging to a landlord-tenant operation were enumerated in two or more counties, a Landlord-Tenant Questionnaire may have been constructed because the original Landlord-Tenant Questionnaire was enumerated in another county.

Fourth, since a cropper subunit in a multiple unit did not always comprise an entire Census farm, the procedure of subtracting the number of subunits from the number of farms, or from the number of farms reporting, resulted in an understatement of the number of farms and number of farms reporting for such items as corn, cotton, tobacco, rice, etc., for farms not in multiple units. This understatement arises because of croppers having two or more landlords. If the cropper rented land from more than one landlord who furnished work stock or tractor power, then such a cropper would have been counted as a subunit on more than one multiple unit. A tabulation was made for a sample of 45 counties, containing 14,401 multiple units, of the cropper subunits having two or more landlords in 1954. On the basis of this sample, it is estimated that there were 17,846 cropper subunits in the multiple-unit area having two or more landlords. (The chances are about 2 out of 3 that this estimate would differ by not more than 9 percent from the results obtained by making the same tabulation for all multiple units.) Thus, the number of farms not in multiple units is understated by at least 17,000. Farms reporting cotton, corn, tobacco, rice, etc., for farms not in multiple units are also affected by a procedure of subtracting cropper subunits reporting from all Census farms reporting.

The failure to detect the duplication of the cropper subunits on a Landlord-Tenant Questionnaire because of differences in the reported name for the same cropper, and the inclusion of cropper subunits which did not qualify as Census farms on the Landlord-Tenant Questionnaire also resulted in some overcounting of cropper subunits and consequently in an understatement of the number of farms and farms reporting, for farms not in multiple units.

Data from the Censuses of Agriculture indicate that there were Landlord-Tenant Questionnaires for practically all the landlord-tenant operations in the multiple-unit area. According to the Census of Agriculture, there were 333,784 farm operators in the multiple-unit area with land rented to others. For each of these farm operators there should have been a Landlord-Tenant Questionnaire. The tabulations for this report included 341,229 Landlord-Tenant Questionnaires. However, 5,136 of these questionnaires did not have home farms and, hence, the landlord would not have been counted among the 333,784 farm operators renting land to others in the Census of Agriculture. On the basis of these data, there should have been 339,000 Landlord-Tenant Questionnaires in the multiple-unit area as compared with the 341,229 actually included in the tabulations.

For 1954, for most States there are more cropper subunits in multiple units than there are farms operated by croppers as shown by the Census of Agriculture. This inconsistency resulted from (1) the counting more than once of the same cropper as a cropper subunit in case the cropper rented from two or more landlords; (2) the counting in the Census of Agriculture of croppers listed on the Landlord-Tenant Questionnaire as part owners because the person also operated land he owned; and (3) the counting of croppers listed in the Landlord-Tenant Questionnaire as tenants other than croppers in the Census of Agriculture because such croppers also rented land, but not as a cropper, from another landlord.

As stated above, it is estimated that at least 17,000 cropper subunits were counted on more than one Landlord-Tenant Questionnaire. Estimates based on the same sample used to estimate the number of subunits having two or more landlords

ERRATA

U. S. Bureau of the Census. *U. S. Census of Agriculture: 1954.* Vol. III, Special Reports,
Part 1, Multiple-Unit Operations.
U. S. Government Printing Office, Washington, D. C., 1956.

Page XXI

These tabular presentations, referred to in the last paragraph of the text on page XXI, were inadvertently omitted from the publication.

NUMBER OF STATES AND COUNTIES INCLUDED IN THE MULTIPLE-UNIT OR PLANTATION AREAS, BY STATES: CENSUSES OF 1950, 1945, 1940, AND 1910

State	1950	1945	1940	1910
States, total.....	14	9	10	11
Selected counties, total.....	902	567	372	325
Selected counties in—				
Alabama.....	¹ 67	¹ 67	40	47
Arkansas.....	² 45	² 46	27	23
Florida.....	25	—	—	1
Georgia.....	¹ 159	¹ 159	102	70
Kentucky.....	105	—	—	—
Louisiana.....	¹ 64	¹ 64	29	29
Maryland.....	5	—	—	—
Mississippi.....	¹ 82	¹ 82	66	45
Missouri.....	7	7	5	—
North Carolina.....	90	80	44	21
South Carolina.....	¹ 46	¹ 46	30	35
Tennessee.....	70	—	20	11
Texas.....	85	—	—	41
Virginia.....	52	16	9	2

¹ All counties in State.
² The 1950 multiple-unit area included two counties not included in the 1945 area; and the 1945 multiple-unit area included three counties not in the 1950 area.

COMPARISON OF CRITERIA USED FOR DEFINING MULTIPLE UNITS AND PLANTATIONS: CENSUSES OF 1950, 1945, 1940, AND 1910

Census year	Minimum number of subunits	Kind of subunits included			Requirement as to operating unit	All subunits part of a continuous tract
		Home farm	Croppers	Tenants other than croppers		
1950.....	2	Not necessary.	All subunits other than the home farm had to be cropper operations.	Excluded.	Not specified for enumeration; determination made in the Washington office.	Not necessary.
1945.....	2	Not necessary.	Subunits other than home farm could be either cropper or other tenant operations. For office-constructed reports at least one of the tenant operations was a cropper operation.	Other classes of tenants could be included.	Handled as a single-farm enterprise with close supervision of cropper and/or tenant operations.	Not specified to the enumerator.
1940.....	Not specified; however, there had to be 5 or more farm families regularly employed. 5 or more subunits were required for office-constructed reports.	Not necessary.	At least one of the regularly employed farm families was a cropper or other tenant. For the office-constructed reports, at least one of the subunits was a cropper operation.	Other classes of tenants could be included.	Operated as single-working unit.	Continuous or closely adjacent tracts.
1910.....	5 tracts leased to tenants.	Necessary.	Kind of tenants not specified.		Under general supervision or control of a single individual.	Continuous tract of land of considerable area.

indicated that there were approximately 17,000 cropper subunits with croppers reporting that they also operated land they owned. Thus, it is estimated that there were, in the multiple-unit area, approximately 29,000 cropper subunits which would not have been counted as cropper-operated farms in the Census of Agriculture.

The procedure for showing the data for a multiple unit in the county in which its headquarters is located and the data for individual farms comprising the multiple unit, in the county in which the farms are located, affects the totals for farms not in multiple units in counties where some of the farms comprising the multiple unit are located in different counties.

Comparability of multiple-unit statistics for 1954 with prior Censuses.—Because of the lack of comparability of the data for 1954 and 1950 with those for prior Censuses, all data presented in this report are for the two most recent Censuses. The definition of a multiple unit for 1954 was not fully comparable with that for 1950.

A multiple unit for the 1954 report was a landlord-tenant operation containing two or more cropper subunits if there was no home farm, or it included one or more cropper subunits if there was a home farm. The cropper subunits included persons sharing in the crop to whom the landlord furnishes all the work power. Assuming two landlord-tenant operations had the same tenants, the cropper subunits may be (1) persons who have work power furnished by their landlords for all the land they operate; (2) they may own land on their own account and be a cropper subunit on the rented portion; or (3) they may be a cropper subunit on one landlord-tenant operation and not on the other.

A multiple unit for the 1950 report was a landlord-tenant operation containing two or more cropper subunits if there was no home farm, or if it included one or more cropper subunits when there was a home farm. A cropper subunit was restricted to those persons whose landlords furnished the work power for all the land they operated. Thus, in 1950, a cropper whose land was a subunit of a landlord-tenant holding was not considered a part of

a multiple-unit operation if he owned and operated additional land or if he rented additional land in other than cropper status.

It is estimated that there were approximately 17,000 cropper subunits in multiple units in 1954 that were counted as part-owner operators in the Census of Agriculture because the cropper on the multiple unit also farmed some land he owned. Such cropper subunits would not have been included in multiple units for the 1950 Census. Except for the inclusion of cropper subunits for croppers owning land in multiple units in 1954, the definition for a multiple unit in 1954 and 1950 was the same and it is believed that data for 1954 and for 1950 for multiple units are reasonably comparable.

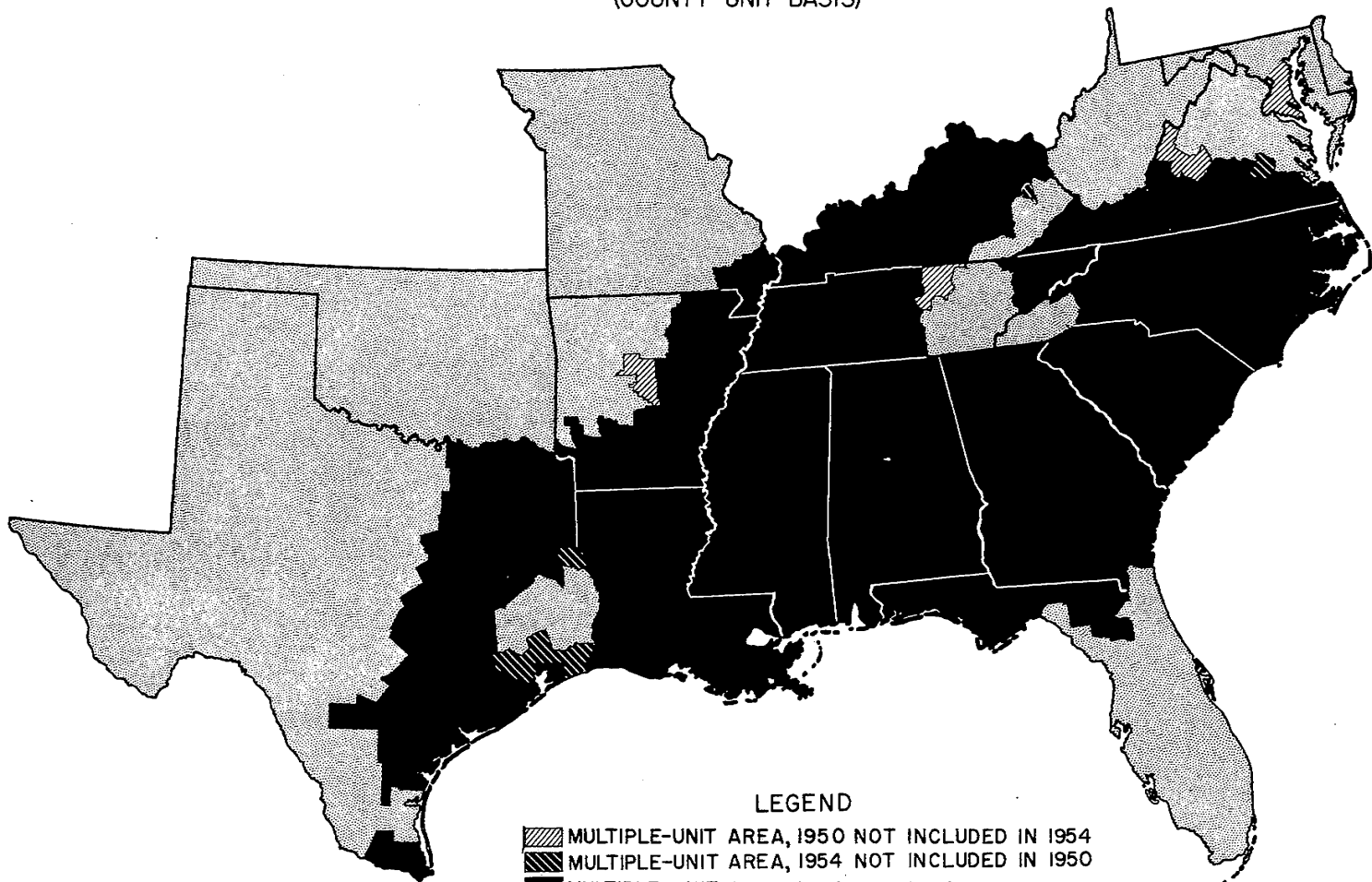
For 1945, statistics for multiple-unit operations are presented in a special report entitled, "Multiple-Unit Operations." Data are shown for 567 selected counties in 9 States.

For 1940, statistics for plantations are presented in a special report entitled, "Special Study—Plantations." Only a very limited number of copies was printed and distributed, primarily to the Land-Grant Colleges in the South. If any of the 1940 data are desired, and the 1940 special report is not available in a reference library, copies of the tabular material may be obtained from the Bureau of the Census by paying the cost of making a photostatic copy. In the 1940 report, statistics are presented for the plantation as a whole, also for the farms comprising the plantation. Data are shown for 372 selected counties in 10 States.





For 1910, statistics for plantations were published as Chapter III in Volume V of the 1910 Census reports and in a monograph based on this and other statistical material issued by the Bureau of the Census in 1916 entitled, "Plantation Farming in the United States." Data are shown for areas representing 325 selected counties in 11 States.

The accompanying tabular presentation of the areas covered in multiple-unit or plantation studies and the definitions provide a convenient reference of the differences in the statistical treatment of multiple-unit operations for the several Censuses.

MULTIPLE - UNIT AREAS IN STATES IN WHICH CROPPER
INFORMATION WAS OBTAINED: 1954 AND 1950
(COUNTY UNIT BASIS)



LEGEND

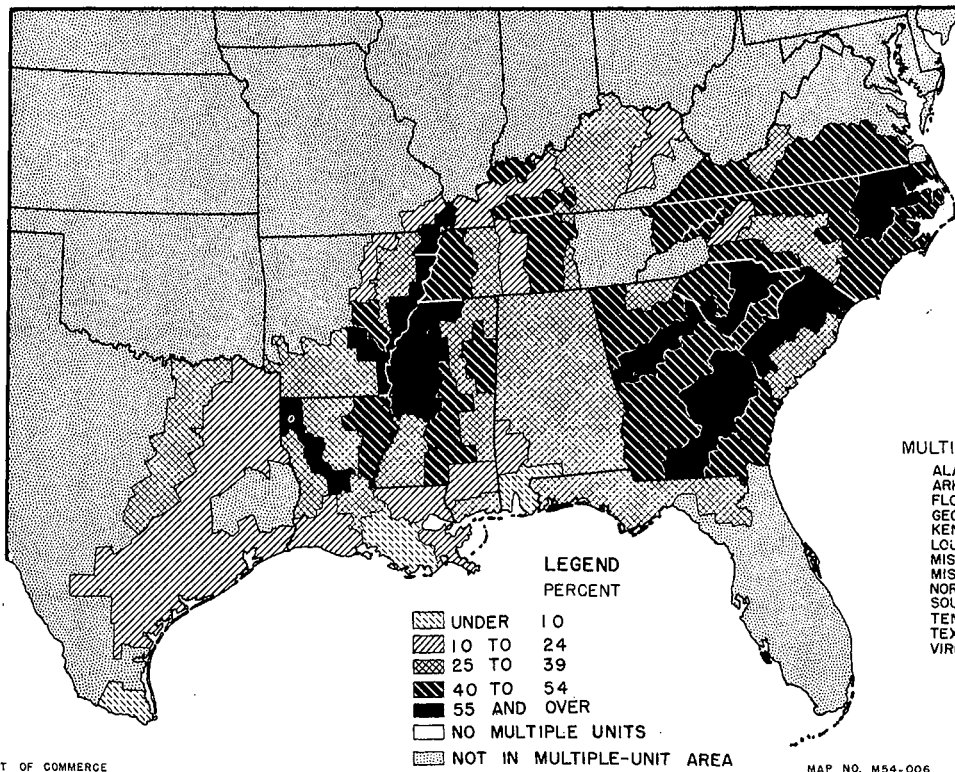
-  MULTIPLE-UNIT AREA, 1950 NOT INCLUDED IN 1954
-  MULTIPLE-UNIT AREA, 1954 NOT INCLUDED IN 1950
-  MULTIPLE-UNIT AREA, 1954 AND 1950
-  NOT IN MULTIPLE-UNIT AREA

U.S. DEPARTMENT OF COMMERCE

MAP NO. M54-001

BUREAU OF THE CENSUS

PERCENT OF LANDLORD-TENANT OPERATIONS CONTAINING MULTIPLE UNITS, 1954
(ECONOMIC AREA UNIT BASIS)

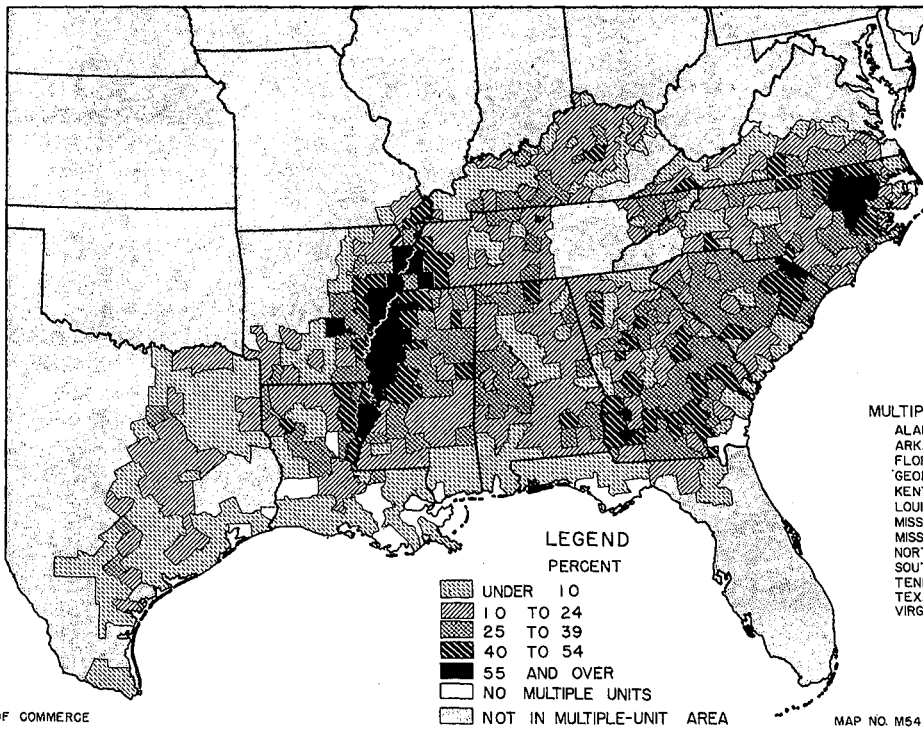


U. S. DEPARTMENT OF COMMERCE

MAP NO. M54-006

BUREAU OF THE CENSUS

LAND IN MULTIPLE UNITS AS A PERCENT OF ALL LAND IN FARMS, 1954
(COUNTY UNIT BASIS)

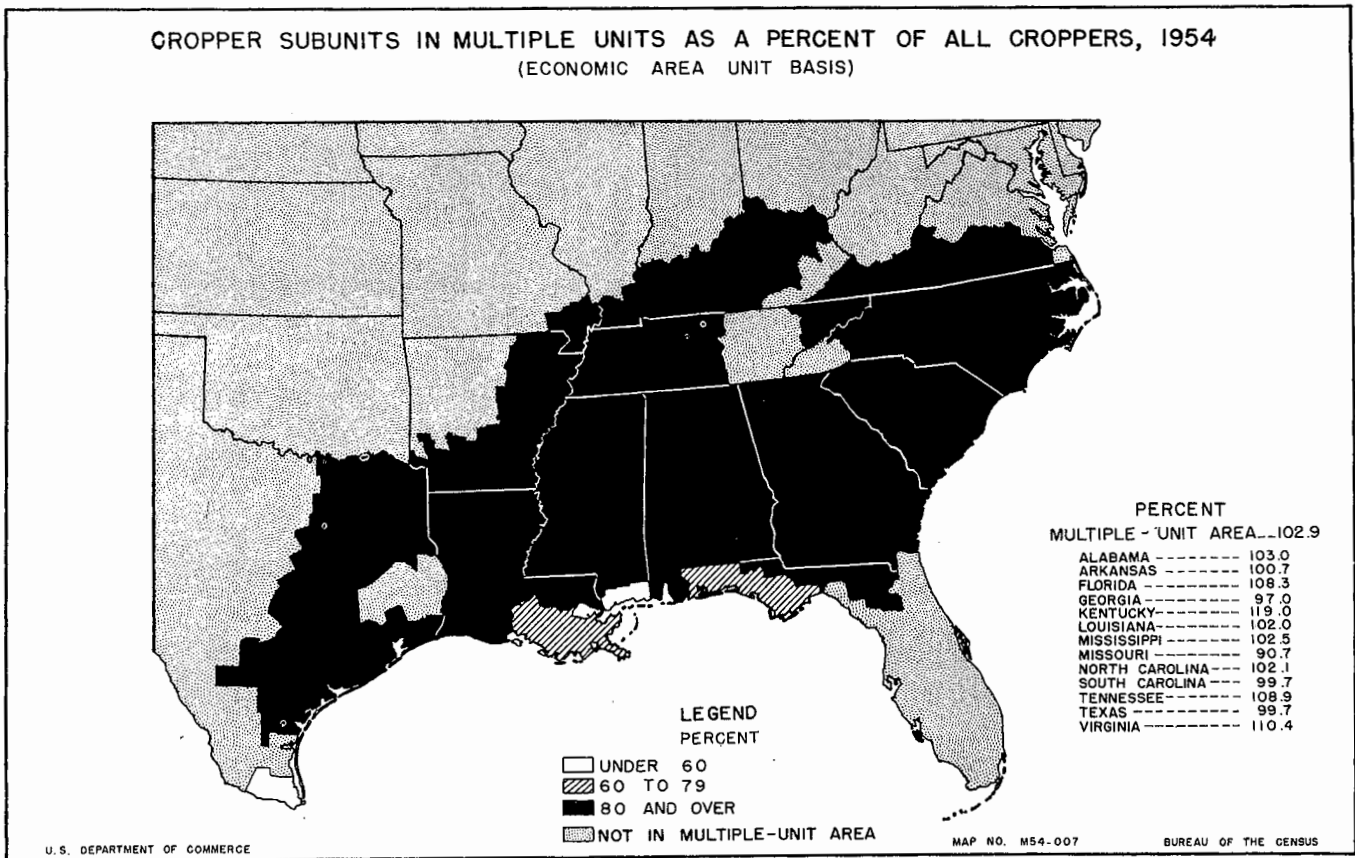
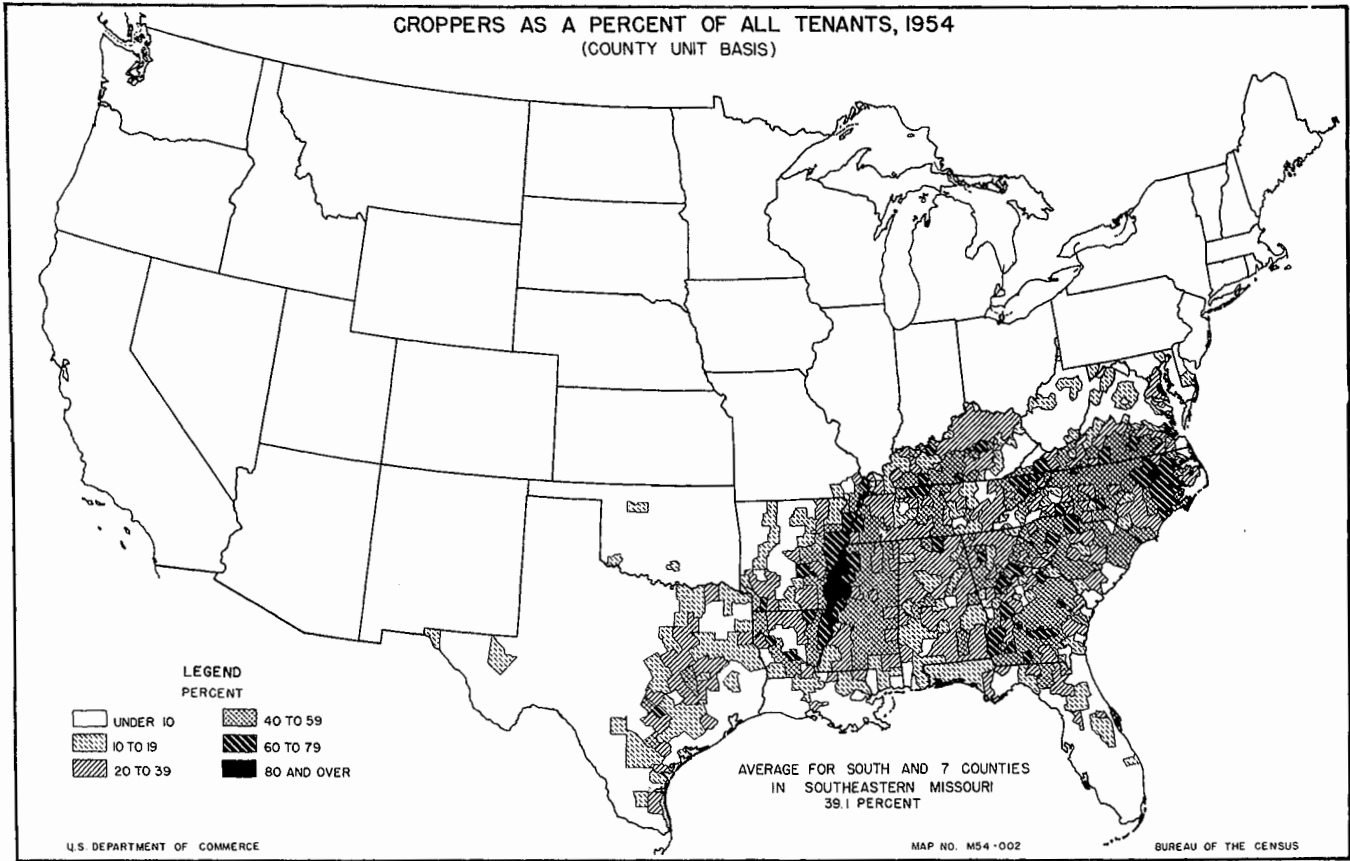


U. S. DEPARTMENT OF COMMERCE

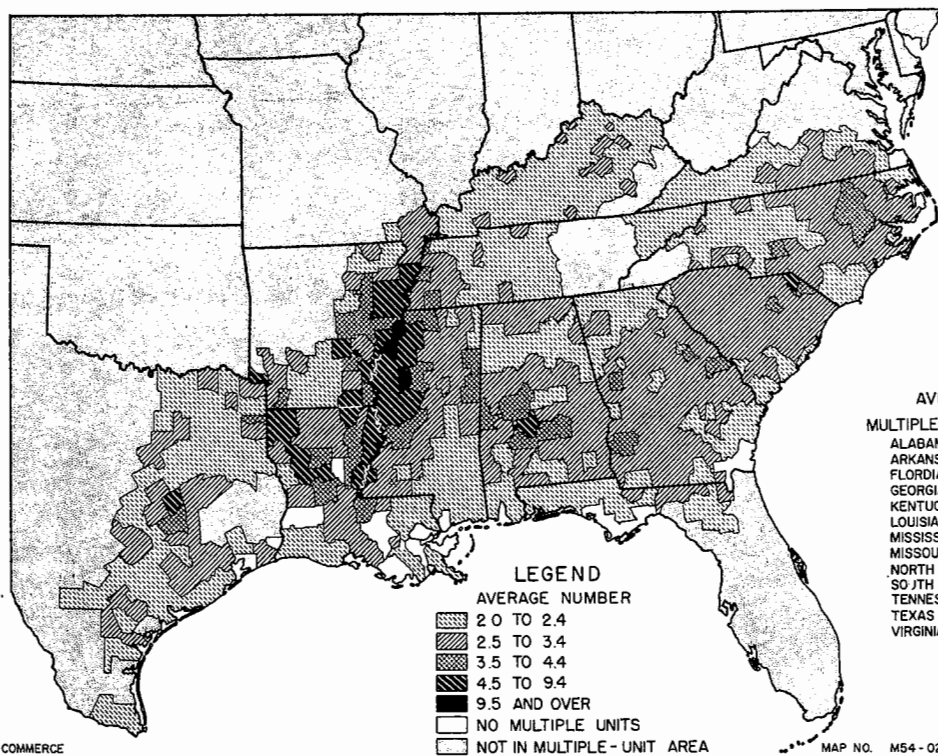
MAP NO. M54-010

BUREAU OF THE CENSUS

MULTIPLE-UNIT OPERATIONS



AVERAGE NUMBER OF SUBUNITS PER MULTIPLE UNIT, 1954
(COUNTY UNIT BASIS)



LEGEND
AVERAGE NUMBER

- 2.0 TO 2.4
- 2.5 TO 3.4
- 3.5 TO 4.4
- 4.5 TO 9.4
- 9.5 AND OVER
- NO MULTIPLE UNITS
- NOT IN MULTIPLE-UNIT AREA

AVERAGE NUMBER

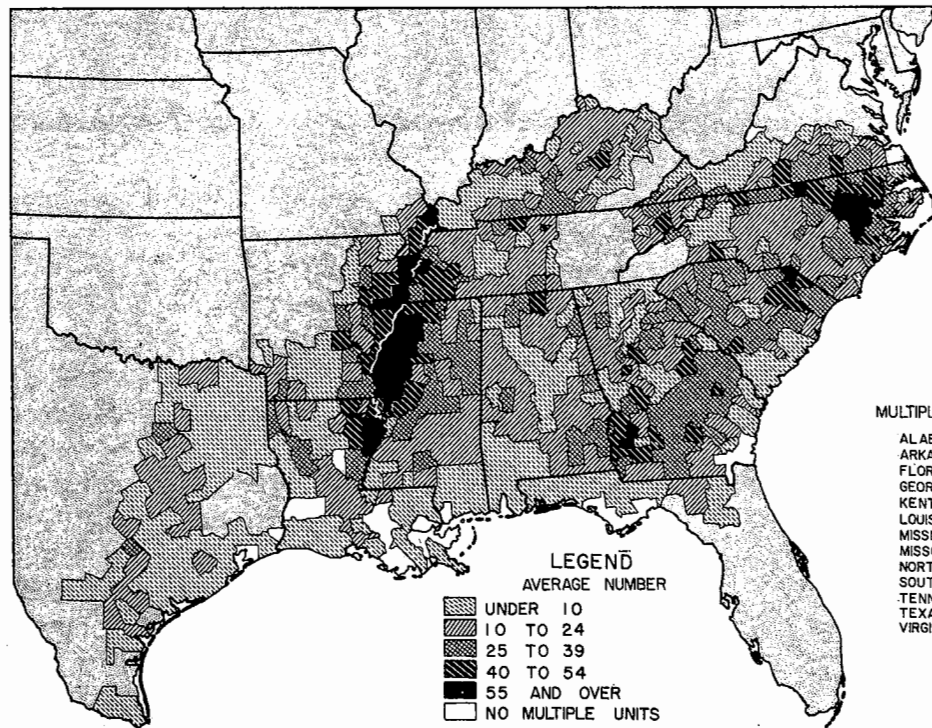
MULTIPLE-UNIT AREA	3.1
ALABAMA	2.8
ARKANSAS	4.4
FLORIDA	2.3
GEORGIA	2.8
KENTUCKY	2.3
LOUISIANA	3.8
MISSISSIPPI	4.4
MISSOURI	3.1
NORTH CAROLINA	2.8
SOUTH CAROLINA	2.9
TENNESSEE	2.6
TEXAS	2.5
VIRGINIA	2.5

U.S. DEPARTMENT OF COMMERCE

MAP NO. M54-026

BUREAU OF THE CENSUS

SUBUNITS IN MULTIPLE UNITS AS A PERCENT OF ALL FARMS, 1954
(COUNTY UNIT BASIS)



LEGEND
AVERAGE NUMBER

- UNDER 10
- 10 TO 24
- 25 TO 39
- 40 TO 54
- 55 AND OVER
- NO MULTIPLE UNITS
- NOT IN MULTIPLE-UNIT AREA

PERCENT

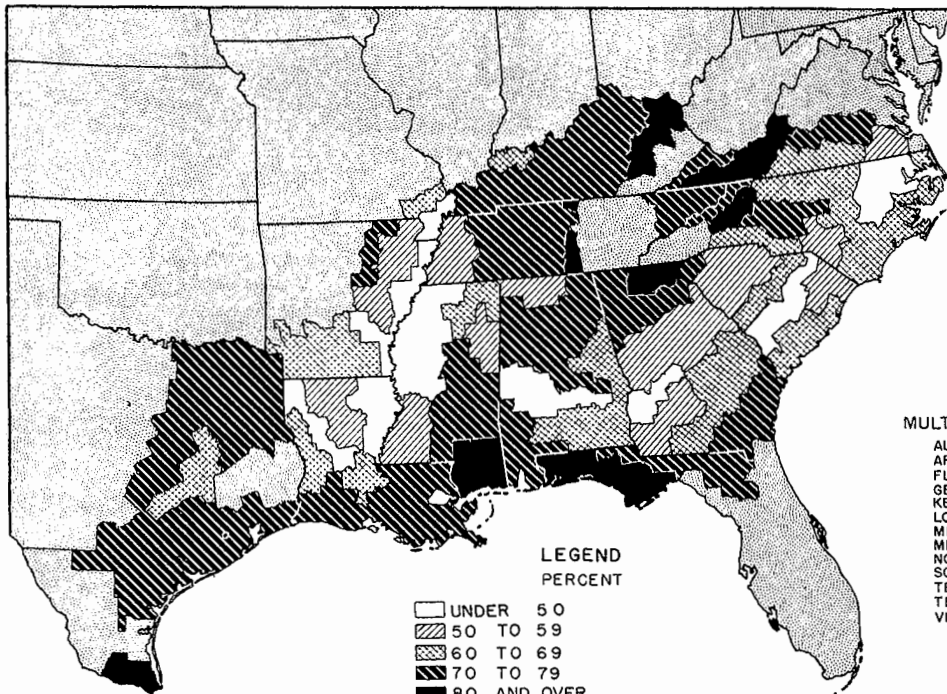
MULTIPLE-UNIT AREA	22.9
ALABAMA	15.4
ARKANSAS	31.2
FLORIDA	6.3
GEORGIA	24.9
KENTUCKY	15.7
LOUISIANA	15.3
MISSISSIPPI	36.5
MISSOURI	25.6
NORTH CAROLINA	30.0
SOUTH CAROLINA	27.5
TENNESSEE	24.9
TEXAS	7.5
VIRGINIA	18.6

U.S. DEPARTMENT OF COMMERCE

MAP NO. M54-009

BUREAU OF THE CENSUS

MULTIPLE UNITS CONTAINING HOME FARM AND ONE CROPPER ONLY AS A PERCENT OF ALL MULTIPLE UNITS, 1954
(ECONOMIC AREA UNIT BASIS)



PERCENT
MULTIPLE-UNIT AREA...61.3

ALABAMA	65.4
ARKANSAS	46.2
FLORIDA	79.2
GEORGIA	62.5
KENTUCKY	77.0
LOUISIANA	51.7
MISSISSIPPI	52.2
MISSOURI	50.9
NORTH CAROLINA	58.4
SOUTH CAROLINA	55.3
TENNESSEE	68.2
TEXAS	73.1
VIRGINIA	69.5

LEGEND
PERCENT

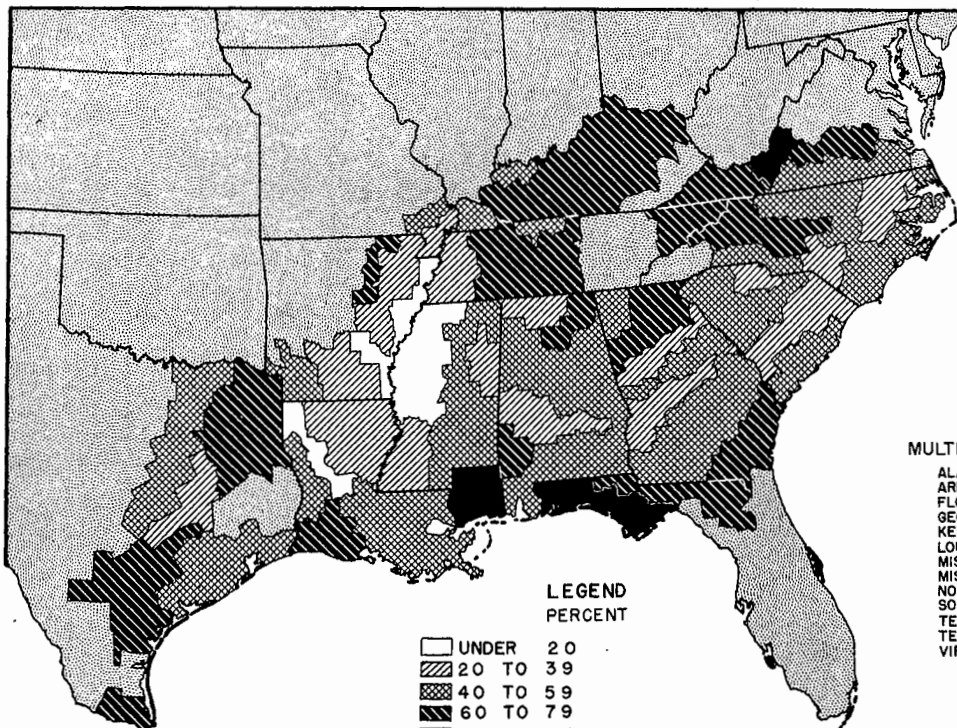
UNDER 50
 50 TO 59
 60 TO 69
 70 TO 79
 80 AND OVER
 NOT IN MULTIPLE-UNIT AREA

U.S. DEPARTMENT OF COMMERCE

MAP NO. M54-008

BUREAU OF THE CENSUS

SUBUNITS IN MULTIPLE UNITS CONTAINING HOME FARM AND ONE CROPPER ONLY AS A PERCENT OF TOTAL SUBUNITS IN ALL MULTIPLE UNITS, 1954
(ECONOMIC AREA UNIT BASIS)



PERCENT
MULTIPLE-UNIT AREA...40.1

ALABAMA	46.7
ARKANSAS	21.0
FLORIDA	70.3
GEORGIA	45.1
KENTUCKY	65.9
LOUISIANA	27.2
MISSISSIPPI	23.9
MISSOURI	33.2
NORTH CAROLINA	41.1
SOUTH CAROLINA	37.5
TENNESSEE	52.4
TEXAS	57.9
VIRGINIA	55.5

LEGEND
PERCENT

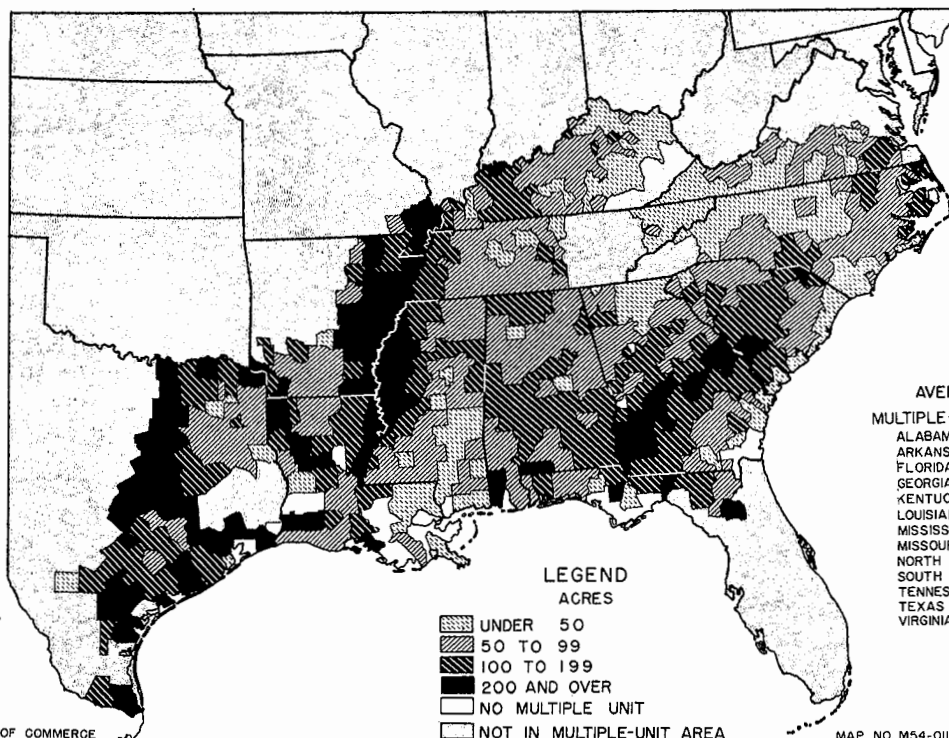
UNDER 20
 20 TO 39
 40 TO 59
 60 TO 79
 80 AND OVER
 NOT IN MULTIPLE-UNIT AREA

U.S. DEPARTMENT OF COMMERCE

MAP NO. M54-021

BUREAU OF THE CENSUS

AVERAGE ACREAGE OF CROPLAND HARVESTED PER MULTIPLE UNIT, 1954
(COUNTY UNIT BASIS)

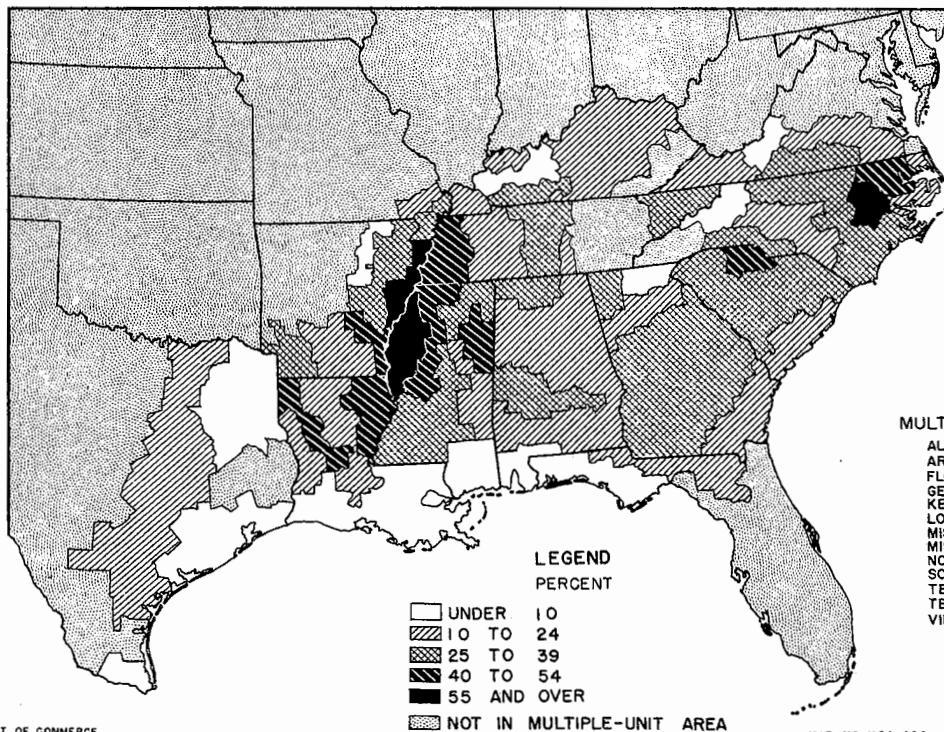


U.S. DEPARTMENT OF COMMERCE

MAP NO. M54-011

BUREAU OF THE CENSUS

ACREAGE OF CROPLAND HARVESTED IN MULTIPLE UNITS AS A PERCENT
OF TOTAL CROPLAND HARVESTED, 1954
(ECONOMIC AREA UNIT BASIS)



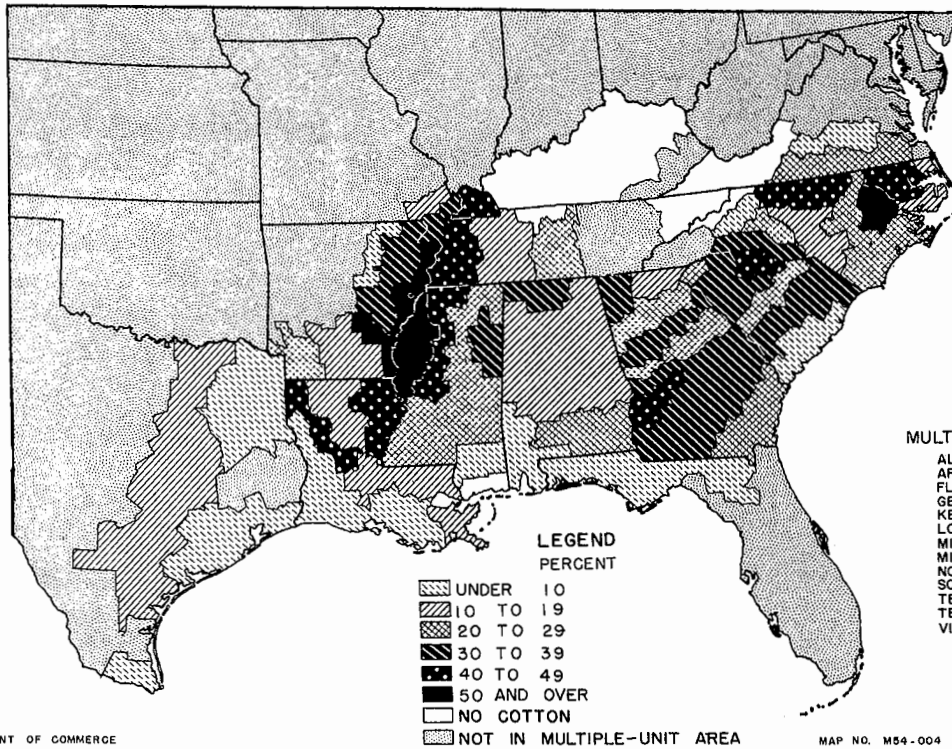
U.S. DEPARTMENT OF COMMERCE

MAP NO. M54-020

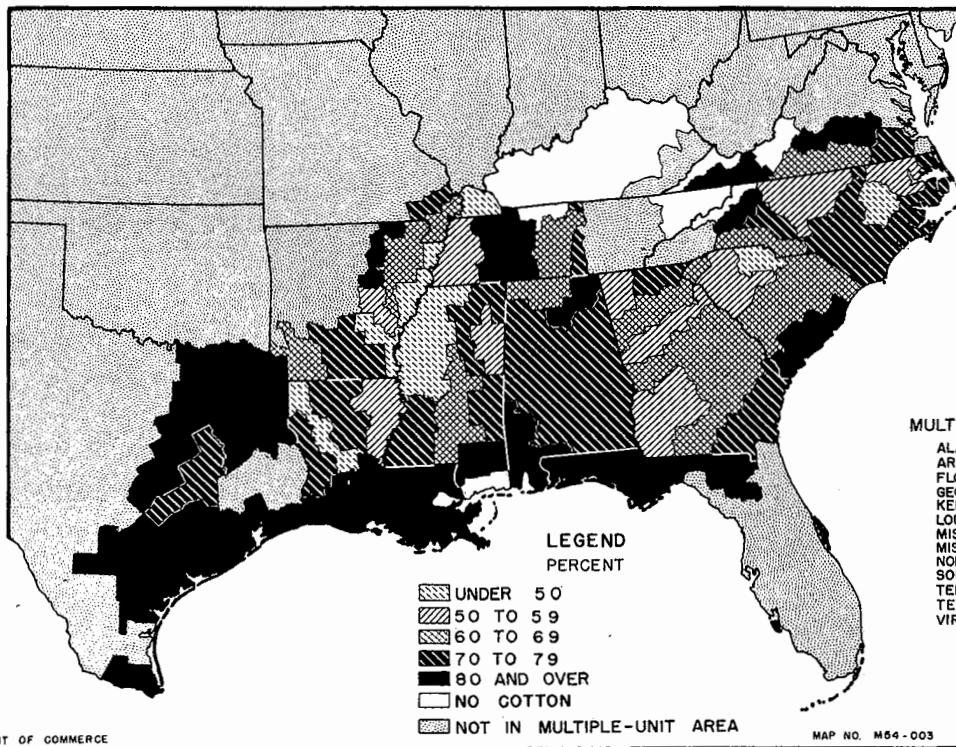
BUREAU OF THE CENSUS

MULTIPLE-UNIT OPERATIONS

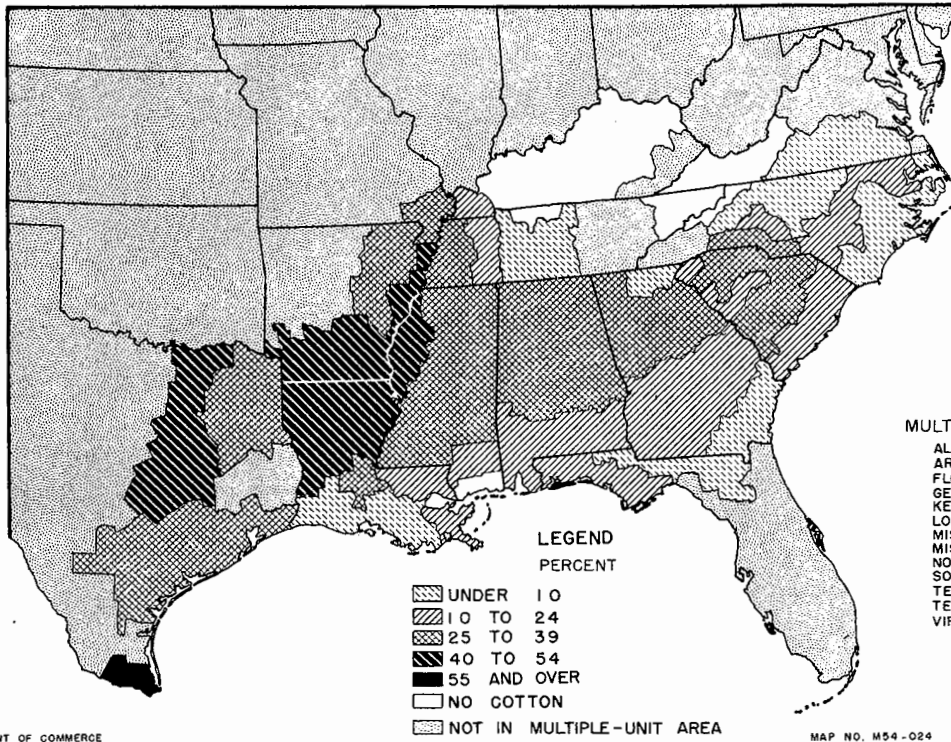
SUBUNITS IN MULTIPLE UNITS REPORTING COTTON AS A PERCENT OF ALL FARMS REPORTING COTTON, 1954 (ECONOMIC AREA UNIT BASIS)



FARMS NOT IN MULTIPLE UNITS REPORTING COTTON AS A PERCENT OF ALL FARMS REPORTING COTTON, 1954 (ECONOMIC AREA UNIT BASIS)



COTTON ACREAGE HARVESTED AS A PERCENT OF TOTAL CROPLAND HARVESTED
FOR MULTIPLE-UNIT OPERATIONS, 1954
(ECONOMIC AREA UNIT BASIS)

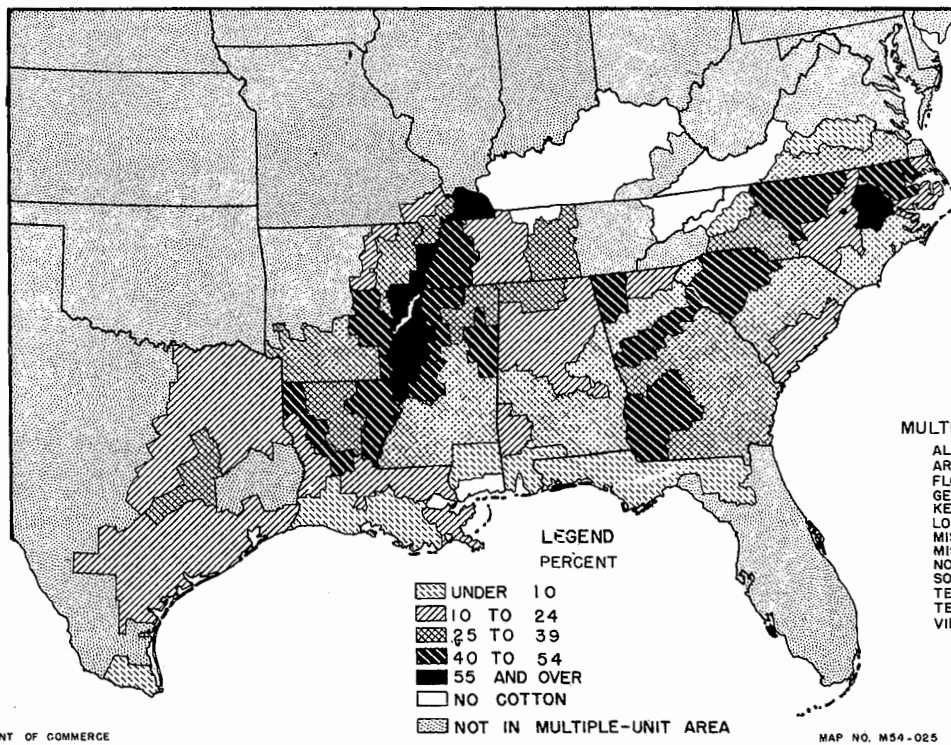


U. S. DEPARTMENT OF COMMERCE

MAP NO. M54-024

BUREAU OF THE CENSUS

COTTON ACREAGE HARVESTED IN MULTIPLE UNITS AS A PERCENT
OF TOTAL COTTON ACREAGE HARVESTED, 1954
(ECONOMIC AREA UNIT BASIS)



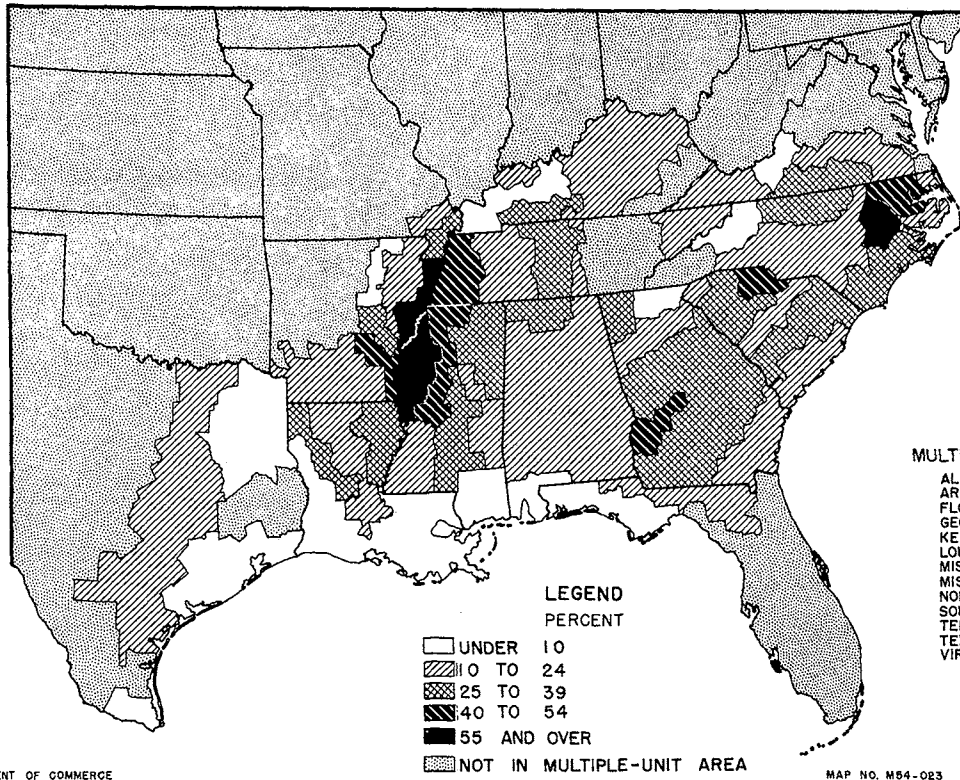
U. S. DEPARTMENT OF COMMERCE

MAP NO. M54-025

BUREAU OF THE CENSUS

MULTIPLE-UNIT OPERATIONS

CORN ACREAGE HARVESTED FOR GRAIN IN MULTIPLE UNITS AS A PERCENT OF TOTAL CORN ACREAGE HARVESTED FOR GRAIN, 1954
(ECONOMIC AREA UNIT BASIS)

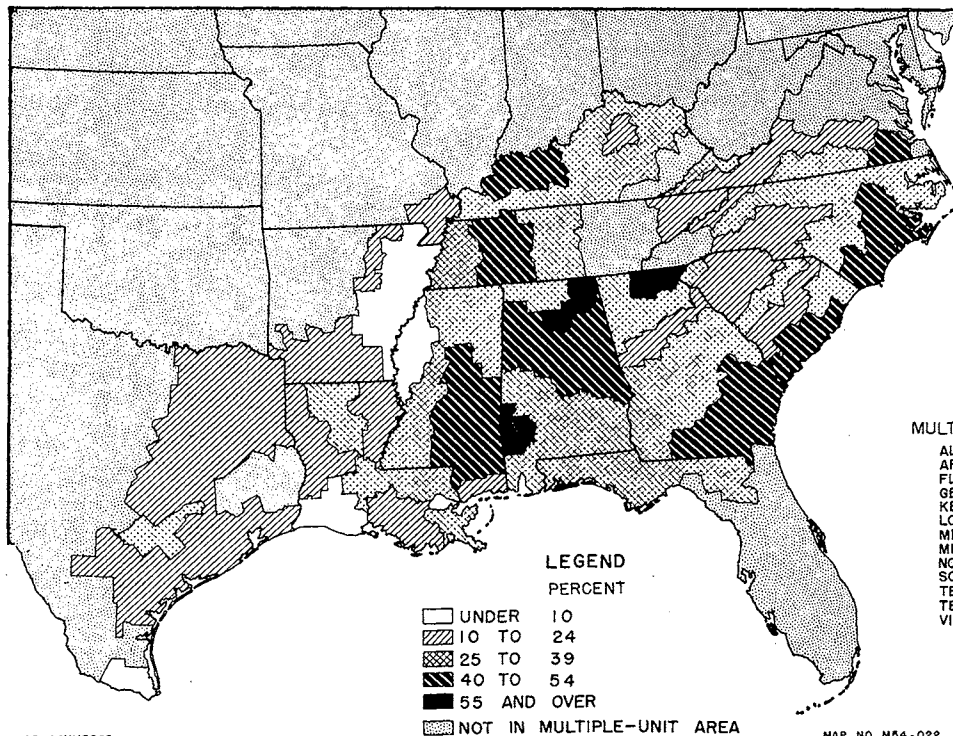


U. S. DEPARTMENT OF COMMERCE

MAP NO. M54-023

BUREAU OF THE CENSUS

CORN ACREAGE HARVESTED FOR GRAIN AS A PERCENT OF TOTAL CROPLAND HARVESTED, FOR MULTIPLE-UNIT OPERATIONS, 1954
(ECONOMIC AREA UNIT BASIS)

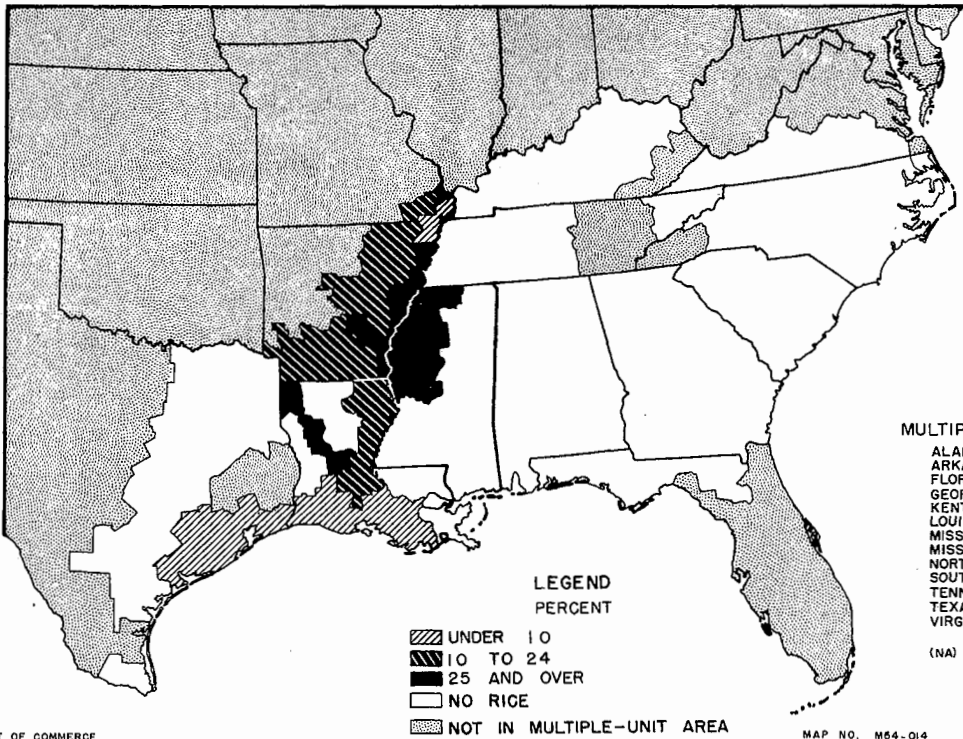


U. S. DEPARTMENT OF COMMERCE

MAP NO. M54-022

BUREAU OF THE CENSUS

RICE ACREAGE HARVESTED IN MULTIPLE UNITS AS A PERCENT OF TOTAL RICE ACREAGE HARVESTED, 1954
(ECONOMIC AREA UNIT BASIS)

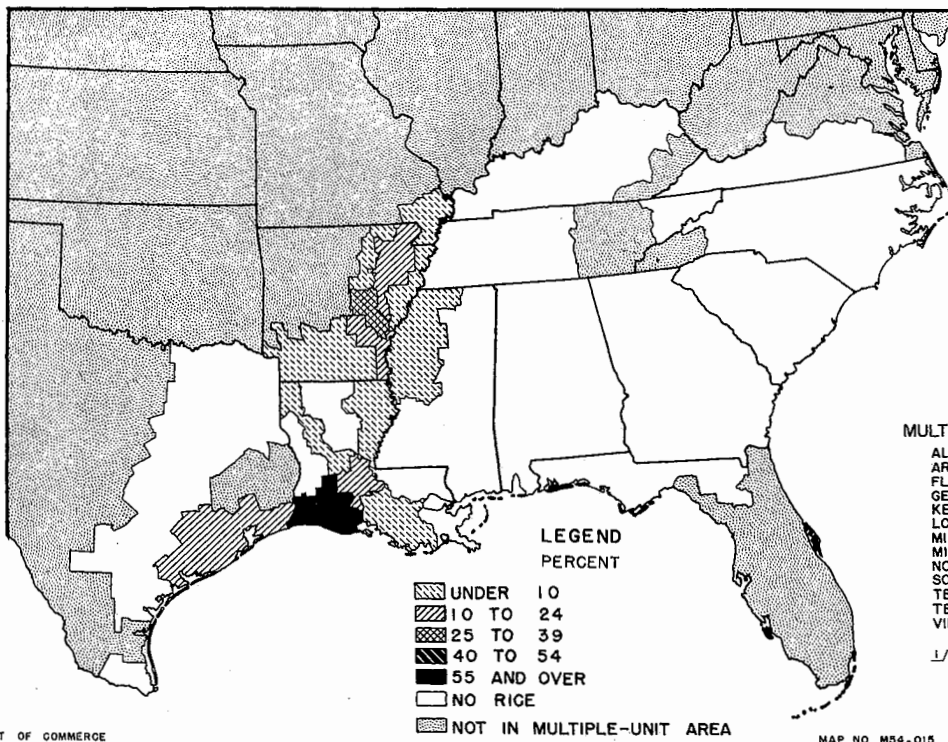


U.S. DEPARTMENT OF COMMERCE

MAP NO. M54-014

BUREAU OF THE CENSUS

RICE ACREAGE HARVESTED AS A PERCENT OF TOTAL CROPLAND HARVESTED, FOR MULTIPLE-UNIT OPERATIONS, 1954
(ECONOMIC AREA UNIT BASIS)



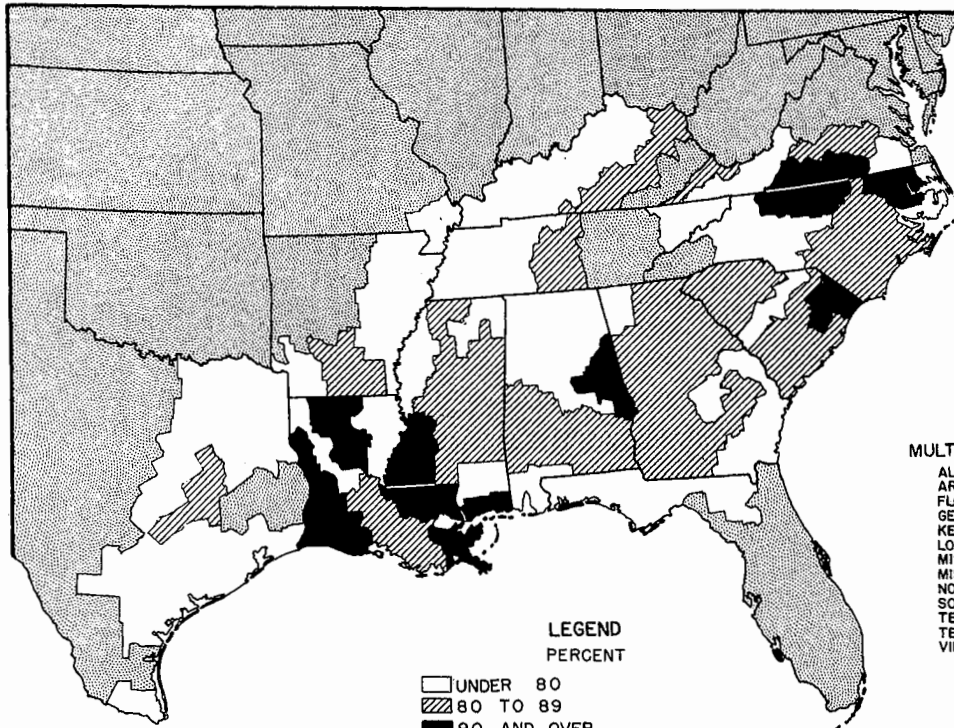
U.S. DEPARTMENT OF COMMERCE

MAP NO. M54-015

BUREAU OF THE CENSUS

MULTIPLE-UNIT OPERATIONS

PERCENT OF MULTIPLE-UNIT OPERATIONS REPORTING HORSES AND/OR MULES, 1954
(ECONOMIC AREA UNIT BASIS)



PERCENT
MULTIPLE-UNIT AREA 77.7

ALABAMA	75.4
ARKANSAS	51.8
FLORIDA	68.0
GEORGIA	81.3
KENTUCKY	77.8
LOUISIANA	80.6
MISSISSIPPI	78.6
MISSOURI	19.4
NORTH CAROLINA	85.8
SOUTH CAROLINA	86.4
TENNESSEE	75.4
TEXAS	51.4
VIRGINIA	85.7

LEGEND
PERCENT

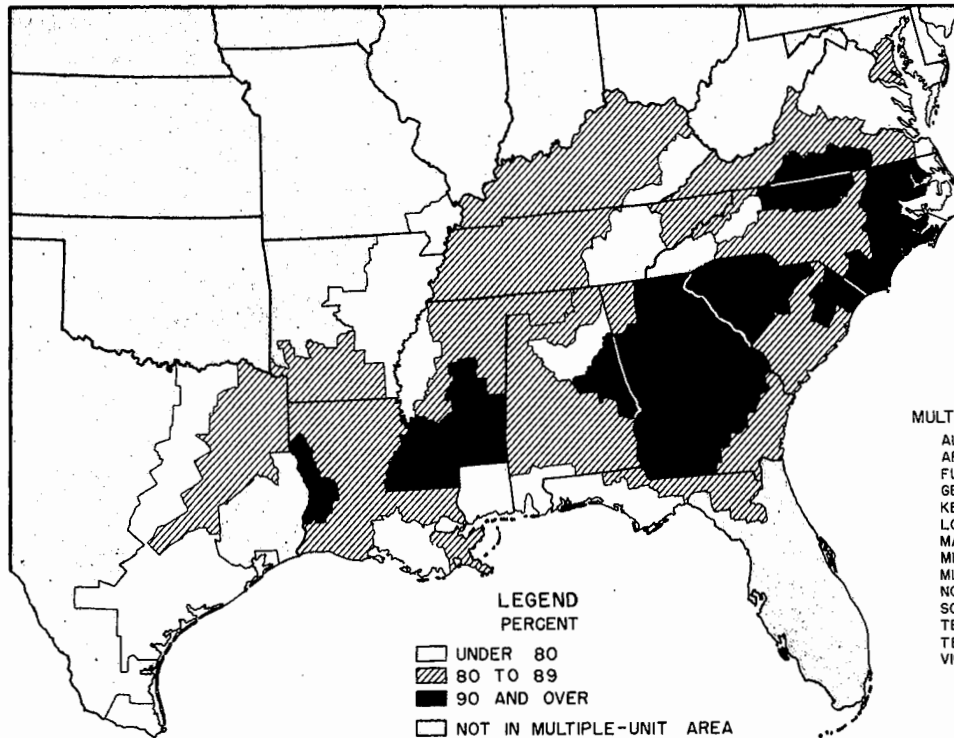
UNDER 80
 80 TO 89
 90 AND OVER
 NOT IN MULTIPLE-UNIT AREA

U.S. DEPARTMENT OF COMMERCE

MAP NO. M54-018

BUREAU OF THE CENSUS

PERCENT OF MULTIPLE-UNIT OPERATIONS REPORTING HORSES AND / OR MULES
CENSUS OF 1950
(ECONOMIC AREA UNIT BASIS)



PERCENT
MULTIPLE-UNIT AREA 85.2

ALABAMA	84.4
ARKANSAS	74.0
FLORIDA	80.6
GEORGIA	91.6
KENTUCKY	84.8
LOUISIANA	85.3
MARYLAND	82.2
MISSISSIPPI	86.0
MISSOURI	52.7
NORTH CAROLINA	88.9
SOUTH CAROLINA	89.9
TENNESSEE	85.0
TEXAS	61.8
VIRGINIA	86.8

LEGEND
PERCENT

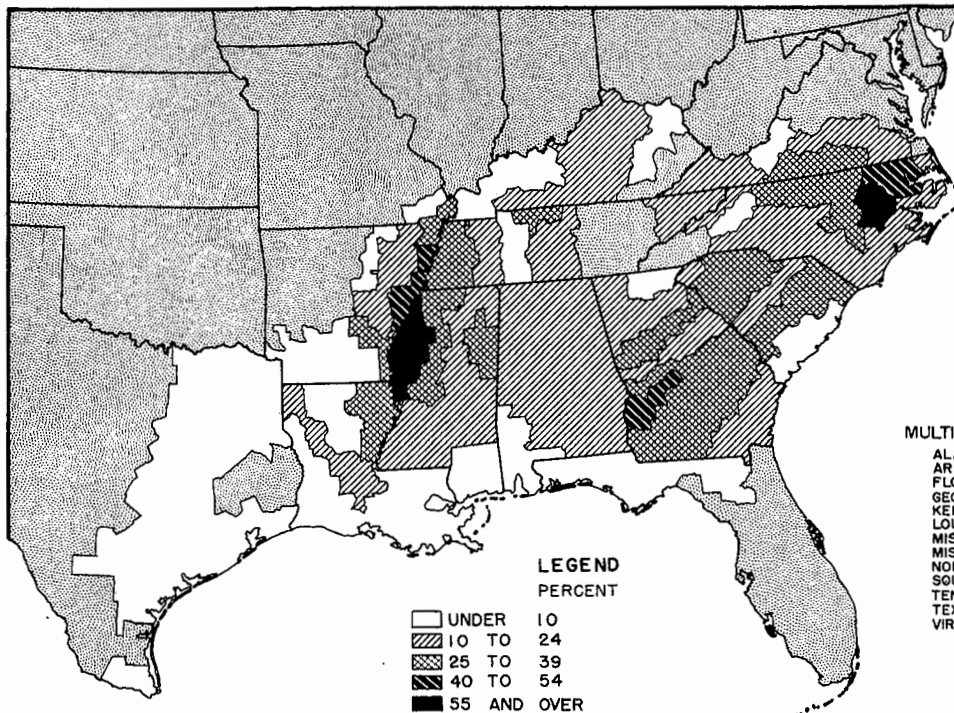
UNDER 80
 80 TO 89
 90 AND OVER
 NOT IN MULTIPLE-UNIT AREA

U.S. DEPARTMENT OF COMMERCE

MAP NO. M50-030

BUREAU OF THE CENSUS

NUMBER OF HORSES AND MULES ON MULTIPLE UNITS AS A PERCENT OF ALL HORSES AND MULES, 1954 (ECONOMIC AREA UNIT BASIS)



PERCENT
MULTIPLE-UNIT AREA... 20.3

ALABAMA	15.0
ARKANSAS	19.2
FLORIDA	5.8
GEORGIA	28.6
KENTUCKY	13.2
LOUISIANA	11.7
MISSISSIPPI	26.8
MISSOURI	11.4
NORTH CAROLINA	31.5
SOUTH CAROLINA	27.2
TENNESSEE	21.9
TEXAS	6.1
VIRGINIA	18.7

LEGEND
PERCENT

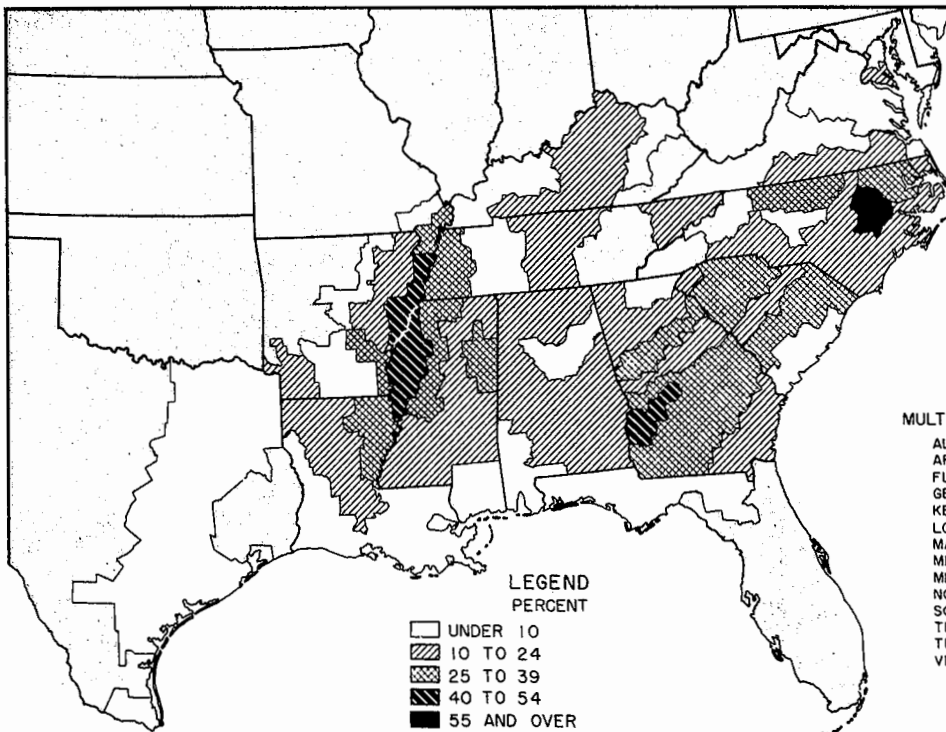
- UNDER 10
- ▨ 10 TO 24
- ▩ 25 TO 39
- ▧ 40 TO 54
- 55 AND OVER
- NOT IN MULTIPLE-UNIT AREA

U. S. DEPARTMENT OF COMMERCE

MAP NO. M54-019

BUREAU OF THE CENSUS

NUMBER OF HORSES AND MULES ON MULTIPLE UNITS AS A PERCENT OF ALL HORSES AND MULES: CENSUS OF 1950 (ECONOMIC AREA UNIT BASIS)



PERCENT
MULTIPLE-UNIT AREA... 18.4

ALABAMA	14.4
ARKANSAS	18.1
FLORIDA	6.5
GEORGIA	28.4
KENTUCKY	11.9
LOUISIANA	12.0
MARYLAND	9.3
MISSISSIPPI	26.6
MISSOURI	16.0
NORTH CAROLINA	25.8
SOUTH CAROLINA	26.3
TENNESSEE	17.4
TEXAS	6.8
VIRGINIA	12.1

LEGEND
PERCENT

- UNDER 10
- ▨ 10 TO 24
- ▩ 25 TO 39
- ▧ 40 TO 54
- 55 AND OVER
- NOT IN MULTIPLE-UNIT AREA

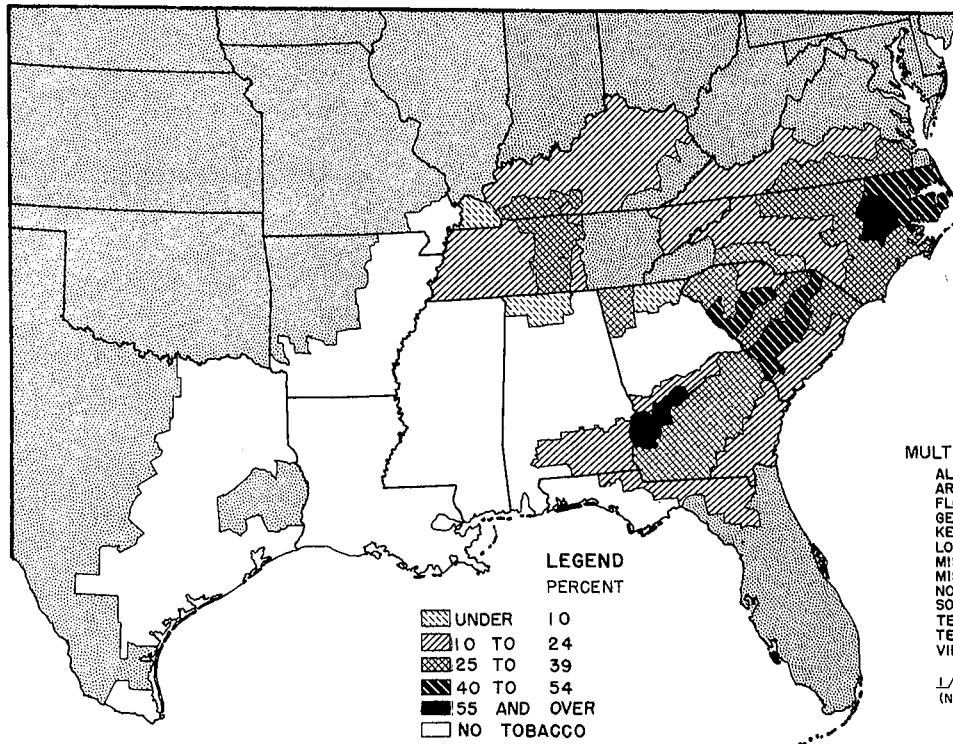
U. S. DEPARTMENT OF COMMERCE

MAP NO. M50-029

BUREAU OF THE CENSUS

MULTIPLE-UNIT OPERATIONS

TOBACCO ACREAGE HARVESTED IN MULTIPLE UNITS AS A PERCENT OF TOTAL TOBACCO ACREAGE HARVESTED, 1954 (ECONOMIC AREA UNIT BASIS)

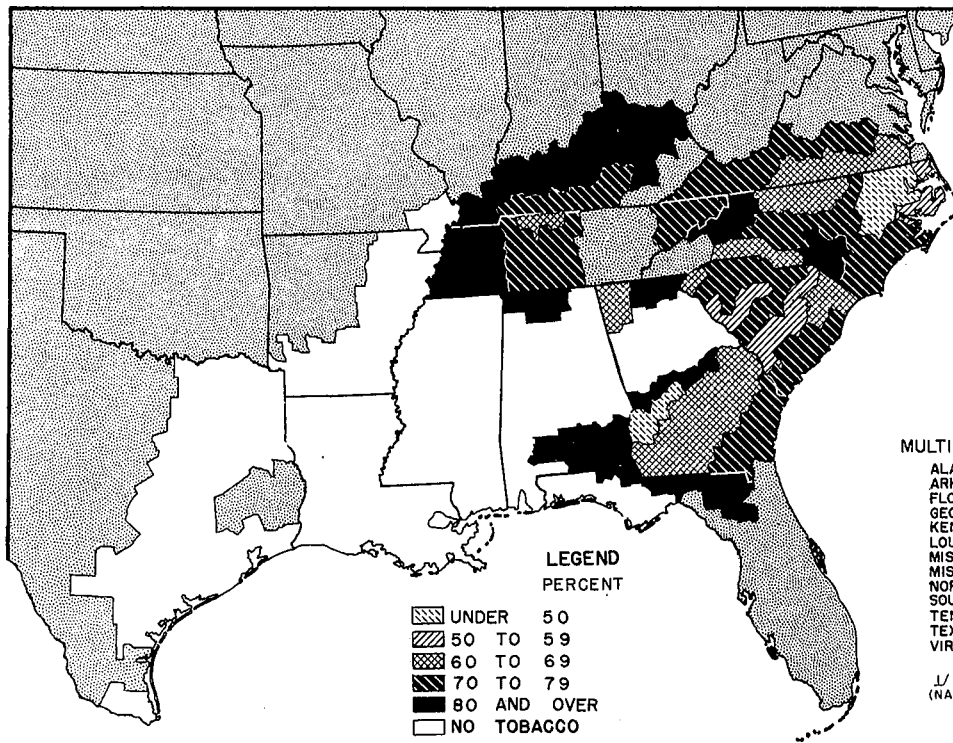


U. S. DEPARTMENT OF COMMERCE

MAP NO. M54-012

BUREAU OF THE CENSUS

TOBACCO ACREAGE NOT IN MULTIPLE UNITS AS A PERCENT OF TOTAL TOBACCO ACREAGE, 1954 (ECONOMIC AREA UNIT BASIS)

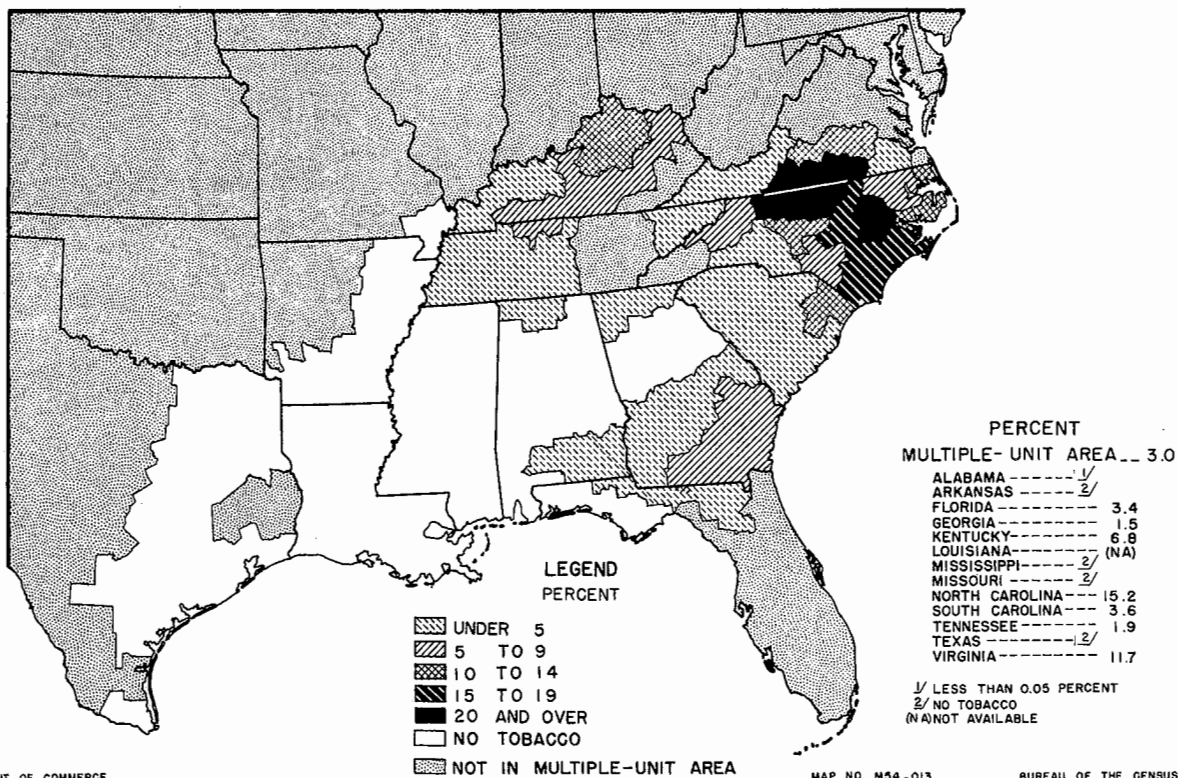


U. S. DEPARTMENT OF COMMERCE

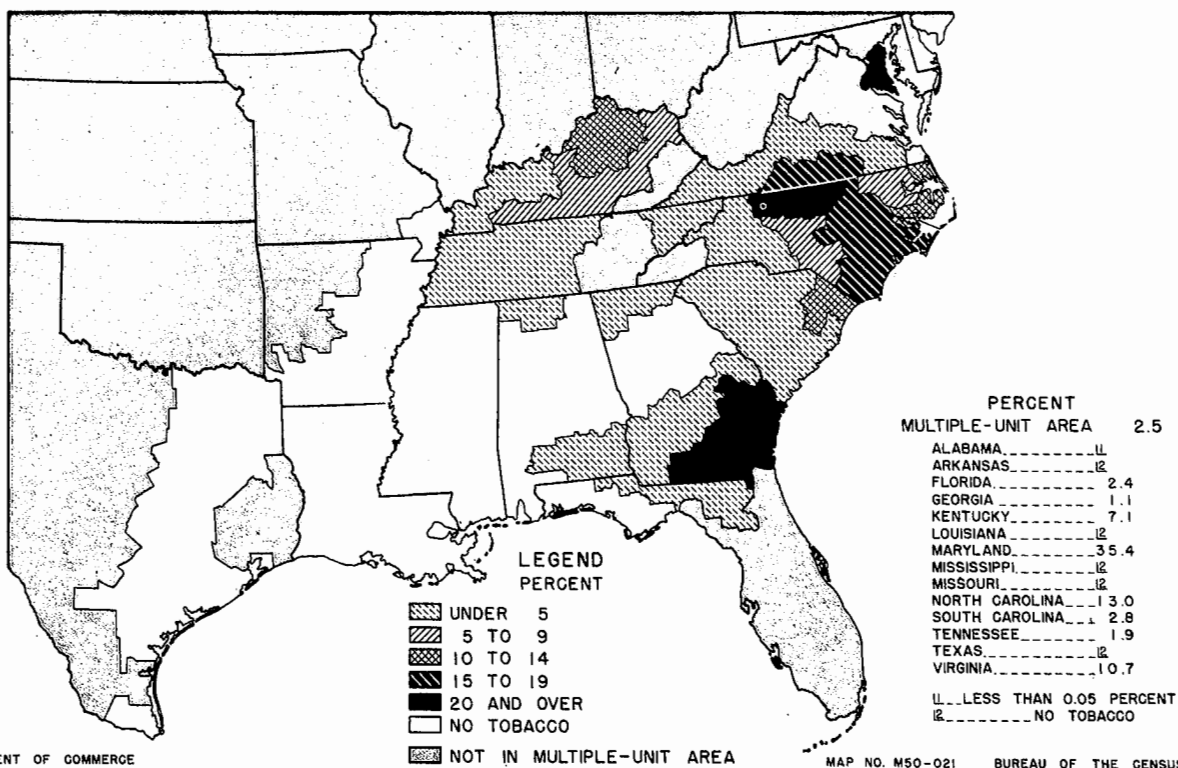
MAP NO. M54-005

BUREAU OF THE CENSUS

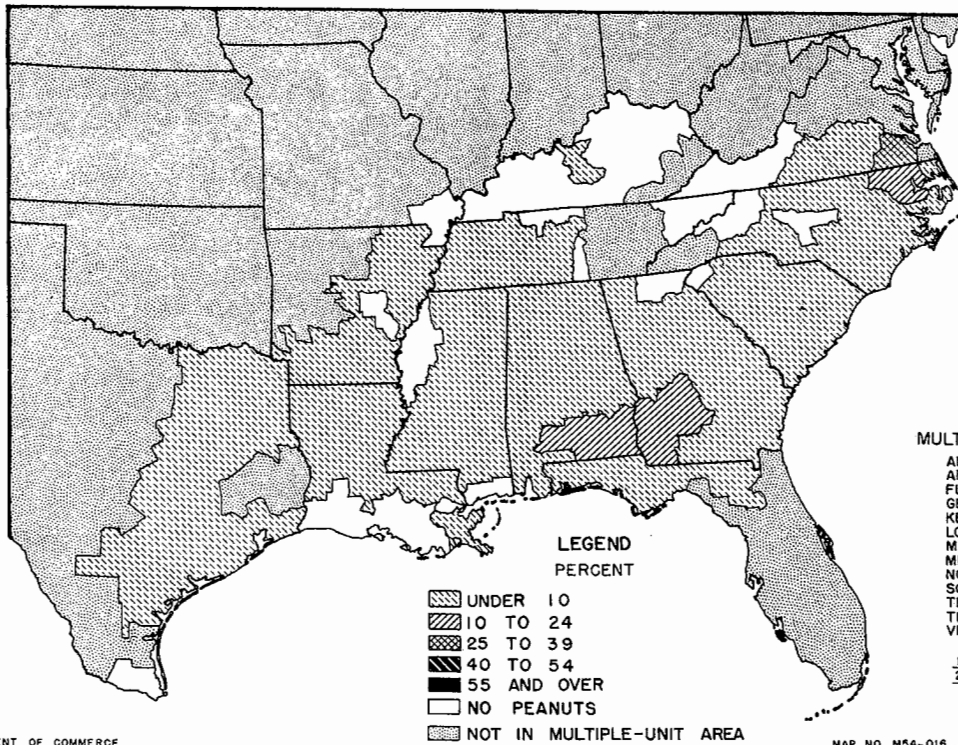
TOBACCO ACREAGE HARVESTED AS A PERCENT OF TOTAL CROPLAND HARVESTED,
FOR MULTIPLE-UNIT OPERATIONS, 1954
(ECONOMIC AREA UNIT BASIS)



TOBACCO ACREAGE HARVESTED AS A PERCENT OF TOTAL CROPLAND HARVESTED,
FOR MULTIPLE-UNIT OPERATIONS: CENSUS OF 1950
(ECONOMIC AREA UNIT BASIS)



PEANUT ACREAGE HARVESTED FOR PICKING OR THRESHING AS A PERCENT OF TOTAL CROPLAND HARVESTED, FOR MULTIPLE-UNIT OPERATIONS, 1954
(ECONOMIC AREA UNIT BASIS)

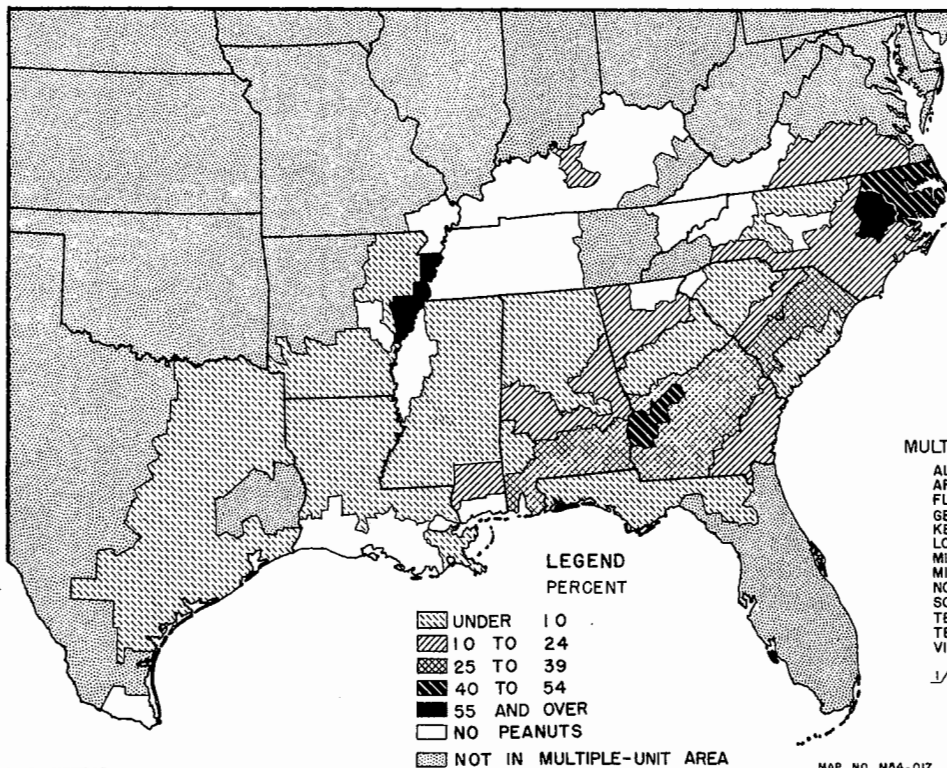


U.S. DEPARTMENT OF COMMERCE

MAP NO. M54-016

BUREAU OF THE CENSUS

PEANUT ACREAGE HARVESTED FOR PICKING OR THRESHING IN MULTIPLE UNITS AS A PERCENT OF TOTAL PEANUT ACREAGE HARVESTED FOR PICKING OR THRESHING, 1954
(ECONOMIC AREA UNIT BASIS)



U.S. DEPARTMENT OF COMMERCE

MAP NO. M54-017

BUREAU OF THE CENSUS

SUMMARY

(1)

MULTIPLE-UNIT OPERATIONS

Summary Table 1.—SPECIFIED DATA FOR MULTIPLE-UNIT OPERATIONS COMPARED DATA FOR THE MULTIPLE-UNIT AREA COMPARED WITH TOTALS FOR

Item (For definitions and explanations, see text)	United States	Multiple-unit States				
		Total (13 States)	Multiple-unit area			
			Total (multiple-unit area)	In multiple units		Not in multiple units ²
				Total	Percent of total for multiple-unit area ²	
1 Operation units.....number 1954...	(NA)	(NA)	1,490,543	131,877	8.8	1,358,666
2 1950...	(NA)	(NA)	1,686,160	146,436	8.7	1,539,724
3 Farms.....number 1954...	4,782,416	2,291,862	1,761,852	403,186	22.9	1,358,666
4 1950...	5,382,162	2,615,205	2,020,094	466,463	23.1	1,539,724
5 Croppers.....number 1954...	³ 276,029	240,141	268,744	276,445	102.9	-7,701
6 1950...	³ 351,991	348,271	339,753	329,403	97.0	10,082
7 Land in farms.....acres 1954...	1,158,191,511	372,791,536	199,034,349	44,300,286	22.3	154,734,063
8 1950...	1,158,565,852	379,209,003	205,724,785	46,836,941	22.8	156,797,266
9 Cropland harvested.....acres 1954...	332,870,479	85,649,073	54,509,252	14,903,239	27.3	39,606,013
10 1949...	344,398,550	93,827,558	60,243,623	16,250,256	27.0	43,685,081
11 Corn harvested for grain..operation units reporting 1954...	(NA)	(NA)	985,604	118,009	12.0	867,595
12 1949...	(NA)	(NA)	1,254,870	133,644	10.7	1,121,226
13 farms reporting 1954...	2,543,389	1,302,766	1,120,229	252,634	22.6	867,595
14 1949...	3,202,269	1,749,111	1,440,924	313,661	21.7	1,121,226
15 acres 1954...	66,792,680	18,712,172	15,155,399	3,739,539	24.7	11,415,860
16 1949...	75,132,672	23,206,321	18,034,048	4,379,623	24.3	13,607,859
17 bushels 1954...	2,612,910,791	360,120,387	276,172,851	66,545,737	24.1	209,627,114
18 1949...	2,778,190,131	571,227,897	403,433,891	98,769,568	24.5	303,617,550
19 Cotton harvested.....operation units reporting 1954...	(NA)	(NA)	613,727	87,410	14.2	526,317
20 1949...	(NA)	(NA)	791,241	102,110	12.9	689,131
21 farms reporting 1954...	864,138	821,193	768,271	241,954	31.5	526,317
22 1949...	1,110,876	1,058,939	992,797	301,676	30.4	689,131
23 acres 1954...	18,858,145	16,435,456	11,983,844	4,127,689	34.4	7,856,155
24 1949...	26,599,263	23,847,628	17,898,033	5,772,941	32.3	12,096,201
25 bales 1954...	12,921,376	10,048,302	7,884,607	3,055,985	38.8	4,828,622
26 1949...	15,419,458	12,826,540	9,572,210	3,477,049	36.3	6,079,177
27 Tobacco harvested.....operation units reporting 1954...	(NA)	(NA)	(NA)	56,649	(NA)	(NA)
28 1949...	(NA)	(NA)	(NA)	54,185	(NA)	(NA)
29 farms reporting 1954...	(NA)	(NA)	(NA)	114,223	(NA)	(NA)
30 1949...	531,922	(NA)	(NA)	110,121	(NA)	(NA)
31 acres 1954...	1,557,039	1,418,197	1,389,546	440,106	31.7	949,440
32 1949...	1,532,298	1,372,680	1,343,077	404,671	30.1	937,129
33 pounds 1954...	1,921,525,672	1,750,069,573	1,710,737,753	544,253,018	31.8	1,166,484,735
34 1949...	1,769,769,030	1,575,095,752	1,539,239,384	478,033,396	31.1	1,059,472,980
35 Rice harvested.....operation units reporting 1954...	(NA)	(NA)	10,077	931	9.2	9,146
36 1949...	(NA)	(NA)	9,368	528	5.6	8,843
37 farms reporting 1954...	11,728	10,368	10,321	1,175	11.4	9,146
38 1949...	10,927	9,985	9,955	711	7.1	8,843
39 acres 1954...	2,498,109	2,023,688	2,012,188	229,751	11.4	1,782,437
40 1949...	1,819,092	1,515,345	1,491,133	102,088	6.8	1,242,402
41 bushels 1954...	145,075,509	116,953,980	116,379,817	13,465,980	11.6	102,913,837
42 1949...	89,431,985	67,410,129	66,868,146	4,854,653	7.3	55,443,203
43 Peanuts harvested for picking or threshing.....operation units reporting 1954...	(NA)	(NA)	92,659	12,577	13.6	80,082
44 1949...	(NA)	(NA)	136,663	17,283	12.6	119,380
45 farms reporting 1954...	119,188	112,935	107,212	27,130	25.3	80,082
46 1949...	183,117	170,872	160,224	40,626	25.4	119,380
47 acres 1954...	1,270,386	1,177,147	1,046,913	334,429	31.9	712,484
48 1949...	2,133,897	1,983,783	1,726,797	587,117	34.0	1,137,056
49 pounds 1954...	884,664,110	845,389,511	806,351,349	271,682,188	30.5	534,669,161
50 1949...	1,721,913,217	1,617,935,759	1,462,443,386	493,378,239	33.7	967,079,213
51 Horses and mules.....operation units reporting 1954...	(NA)	(NA)	(NA)	102,481	(NA)	(NA)
52 1950...	(NA)	(NA)	(NA)	124,860	(NA)	(NA)
53 farms reporting 1954...	1,799,899	1,089,076	878,522	(NA)	(NA)	(NA)
54 1950...	2,905,120	1,630,457	1,282,277	(NA)	(NA)	(NA)
55 number 1954...	4,141,288	2,203,228	1,737,268	353,514	20.3	1,383,754
56 1950...	7,603,910	3,855,260	2,952,993	544,013	18.4	2,386,448

See footnotes at end of table.

SUMMARY

WITH FARMS NOT IN MULTIPLE UNITS, FOR THE MULTIPLE-UNIT AREA; AND SPECIFIED STATES AND FOR THE UNITED STATES: CENSUSES OF 1954 AND 1950¹

Alabama (entire State in multiple-unit area)				Arkansas					
The State	In multiple units		Not in multiple units ²	The State	Total (multiple-unit area)	Multiple-unit area			
	Total	Percent of total for multiple-unit area ²				Total	Percent of total for multiple-unit area ²	Not in multiple units ²	
159,407	9,720	6.1	149,687	(NA)	69,788	6,525	9.3	63,263	1
188,685	12,660	6.7	176,025	(NA)	88,379	7,430	8.4	80,949	2
176,956	27,269	15.4	149,687	145,076	91,939	28,676	31.2	63,263	3
211,512	35,487	16.8	176,025	182,429	115,841	34,892	30.1	80,949	4
17,236	17,759	103.0	523	22,863	22,329	22,477	100.7	148	5
24,811	23,543	94.9	1,268	28,576	27,215	28,075	103.2	860	6
20,810,492	4,317,469	20.7	16,493,023	17,944,367	10,955,590	3,183,143	29.1	7,772,447	7
20,888,784	4,803,052	23.0	16,085,732	18,871,244	11,305,241	3,092,436	27.4	8,212,805	8
4,812,086	1,073,611	22.3	3,738,475	5,535,608	4,565,426	1,761,419	38.6	2,804,007	9
5,729,421	1,285,188	22.4	4,444,233	5,930,093	4,615,727	1,634,600	35.4	2,981,127	10
118,440	9,331	7.9	109,109	(NA)	32,028	4,500	14.1	27,528	11
153,790	12,004	7.8	141,786	(NA)	55,972	5,494	9.8	50,478	12
129,701	20,592	15.9	109,109	46,121	37,051	9,523	25.7	27,528	13
169,251	27,465	16.2	141,786	96,575	63,066	12,588	20.0	50,478	14
2,076,074	419,412	20.2	1,656,662	599,080	466,481	142,079	30.5	324,402	15
2,299,479	453,976	19.5	1,845,503	1,087,737	785,152	196,046	25.0	589,106	16
26,033,262	5,221,828	20.1	20,811,534	6,448,128	5,558,755	2,113,392	38.0	3,445,363	17
40,972,309	8,123,895	19.8	32,848,414	21,626,026	15,343,508	4,033,904	26.3	11,309,604	18
94,865	9,037	9.5	85,828	(NA)	42,969	6,298	14.7	36,671	19
130,104	11,551	8.9	118,553	(NA)	62,941	7,157	11.4	55,784	20
106,592	20,764	19.5	85,828	67,767	63,220	26,549	42.0	36,671	21
145,484	26,931	18.5	118,553	100,234	87,858	32,074	36.5	55,784	22
1,153,514	302,341	26.2	851,173	1,697,523	1,614,498	755,914	46.8	858,584	23
1,850,846	440,728	23.8	1,410,118	2,572,610	2,365,196	971,295	41.1	1,393,901	24
707,152	185,316	26.2	521,836	1,293,849	1,252,312	652,803	52.1	599,509	25
824,290	217,489	26.4	606,801	1,584,307	1,518,320	708,135	46.6	810,185	26
193	22	11.4	171	(NA)	27
132	17	12.9	115	(NA)	28
203	32	15.8	171	38	29
135	20	14.8	115	37	30
580	112	19.3	468	48	31
395	80	20.3	315	28	32
484,314	118,050	24.4	366,264	32,337	33
355,574	71,987	20.2	283,587	34,103	34
(NA)	(NA)	(NA)	(NA)	(NA)	3,394	608	17.9	2,786	35
(NA)	(NA)	(NA)	(NA)	(NA)	2,818	289	10.3	2,529	36
(NA)	(NA)	(NA)	(NA)	3,588	3,562	776	21.8	2,786	37
(NA)	(NA)	(NA)	(NA)	2,940	2,938	409	13.9	2,529	38
(NA)	(NA)	(NA)	(NA)	670,435	664,486	157,780	23.7	506,706	39
(NA)	(NA)	(NA)	(NA)	411,040	410,832	65,185	15.9	345,647	40
(NA)	(NA)	(NA)	(NA)	40,038,662	39,759,942	9,149,931	23.0	30,610,011	41
(NA)	(NA)	(NA)	(NA)	19,889,614	19,879,314	3,121,668	15.7	16,757,646	42
21,156	2,189	10.3	18,967	(NA)	1,479	38	2.6	1,441	43
33,852	3,247	9.6	30,605	(NA)	3,397	30	0.9	3,367	44
23,145	4,178	18.1	18,967	2,140	1,486	45	3.0	1,441	45
37,302	6,697	18.0	30,605	5,324	3,397	30	0.9	3,367	46
193,454	54,037	27.9	139,417	3,385	2,117	80	3.8	2,037	47
342,006	102,503	30.0	239,503	6,464	3,267	41	1.3	3,226	48
101,154,369	28,795,663	28.5	72,358,706	772,690	422,657	25,600	6.0	397,397	49
279,809,580	84,096,737	30.1	195,712,843	2,573,569	1,025,348	14,630	1.4	1,010,718	50
(NA)	7,327	(NA)	(NA)	(NA)	(NA)	3,380	(NA)	(NA)	51
(NA)	10,688	(NA)	(NA)	(NA)	(NA)	5,504	(NA)	(NA)	52
90,407	(NA)	(NA)	(NA)	61,805	34,870	(NA)	(NA)	(NA)	53
143,527	(NA)	(NA)	(NA)	112,548	65,871	(NA)	(NA)	(NA)	54
165,375	24,755	15.0	140,620	127,696	75,952	14,581	19.2	61,371	55
287,928	41,550	14.4	246,378	283,873	176,747	33,705	19.1	143,042	56

MULTIPLE-UNIT OPERATIONS

Summary Table 1.—SPECIFIED DATA FOR MULTIPLE-UNIT OPERATIONS COMPARED
DATA FOR THE MULTIPLE-UNIT AREA COMPARED WITH TOTALS FOR

Item (For definitions and explanations, see text)	Florida				
	The State	Multiple-unit area			
		Total (multiple-unit area)	In multiple units		Not in multiple units ²
			Total	Percent of total for multiple-unit area ²	
1 Operation units.....number 1954...	(NA)	21,402	621	2.9	20,781
2 1950...	(NA)	24,639	793	3.2	23,846
3 Farms.....number 1954...	57,543	22,180	1,399	6.3	20,781
4 1950...	56,921	25,630	1,784	7.0	23,846
5 Croppers.....number 1954...	862	750	812	108.3	-62
6 1950...	1,662	1,295	1,011	78.1	284
7 Land in farms.....acres 1954...	18,161,675	4,058,666	324,607	8.0	3,734,059
8 1950...	16,527,536	3,890,533	350,526	9.0	3,540,007
9 Cropland harvested.....acres 1954...	1,935,655	865,866	93,613	10.8	772,253
10 1949...	1,728,232	882,844	90,644	10.3	792,200
11 Corn harvested for grain..operation units reporting 1954...	(NA)	12,547	542	4.3	12,005
12 1949...	(NA)	15,720	689	4.4	15,031
13 farms reporting 1954...	14,383	12,805	800	6.2	12,005
14 1949...	18,880	16,123	1,092	6.8	15,031
15 acres 1954...	312,789	288,597	26,946	9.3	261,651
16 1949...	319,228	291,915	29,457	10.1	262,458
17 bushels 1954...	5,277,243	4,854,977	431,072	8.9	4,423,905
18 1949...	3,845,324	3,449,652	340,223	9.9	3,109,429
19 Cotton harvested.....operation units reporting 1954...	(NA)	5,409	270	5.0	5,139
20 1949...	(NA)	5,487	262	4.8	5,225
21 farms reporting 1954...	5,551	5,528	389	7.0	5,139
22 1949...	5,623	5,610	385	6.9	5,225
23 acres 1954...	33,713	33,410	2,630	7.9	30,780
24 1949...	43,162	43,054	3,502	8.1	39,552
25 bales 1954...	24,519	24,341	1,943	8.0	22,398
26 1949...	17,502	17,429	1,517	8.7	15,912
27 Tobacco harvested.....operation units reporting 1954...	(NA)	5,034	396	7.9	4,638
28 1949...	(NA)	5,571	368	6.6	5,203
29 farms reporting 1954...	5,599	5,237	599	11.4	4,638
30 1949...	6,033	5,708	505	8.8	5,203
31 acres 1954...	24,195	23,147	3,229	13.9	19,918
32 1949...	22,118	21,291	2,184	10.3	19,107
33 pounds 1954...	29,615,769	28,428,109	3,925,689	13.8	24,502,420
34 1949...	22,536,359	21,721,251	2,396,601	11.0	19,324,650
35 Rice harvested.....operation units reporting 1954...	(NA)	(NA)	(NA)	(NA)	(NA)
36 1949...	(NA)	(NA)	(NA)	(NA)	(NA)
37 farms reporting 1954...	(NA)	(NA)	(NA)	(NA)	(NA)
38 1949...	(NA)	(NA)	(NA)	(NA)	(NA)
39 acres 1954...	(NA)	(NA)	(NA)	(NA)	(NA)
40 1949...	(NA)	(NA)	(NA)	(NA)	(NA)
41 bushels 1954...	(NA)	(NA)	(NA)	(NA)	(NA)
42 1949...	(NA)	(NA)	(NA)	(NA)	(NA)
43 Peanuts harvested for picking or threshing.....operation units reporting 1954...	(NA)	3,926	169	4.3	3,757
44 1949...	(NA)	4,687	283	6.0	4,404
45 farms reporting 1954...	4,309	4,004	247	6.2	3,757
46 1949...	5,168	4,841	437	9.0	4,404
47 acres 1954...	51,370	46,137	3,824	8.3	42,313
48 1949...	62,969	58,017	7,246	12.5	50,771
49 pounds 1954...	39,111,367	35,614,743	2,800,785	7.9	32,813,958
50 1949...	48,600,113	45,885,817	5,229,413	11.4	40,656,404
51 Horses and mules.....operation units reporting 1954...	(NA)	(NA)	422	(NA)	(NA)
52 1950...	(NA)	(NA)	639	(NA)	(NA)
53 farms reporting 1954...	17,931	10,221	(NA)	(NA)	(NA)
54 1950...	26,903	16,205	(NA)	(NA)	(NA)
55 number 1954...	34,048	15,655	908	5.8	14,747
56 1950...	51,052	27,147	1,764	6.5	25,383

See footnotes at end of table.

SUMMARY

WITH FARMS NOT IN MULTIPLE UNITS, FOR THE MULTIPLE-UNIT AREA, AND SPECIFIED STATES AND FOR THE UNITED STATES: CENSUSES OF 1954 AND 1950¹-Continued

Georgia (entire State in multiple-unit area)				Kentucky					
The State	In multiple units		Not in multiple-units ²	The State	Multiple-unit area			Not in multiple-units ²	
	Total	Percent of total for multiple-unit area ²			Total (multiple-unit area)	In multiple units			
					Total	Percent of total for multiple-unit area ²			
139,154	14,912	10.7	124,242	(NA)	154,051	11,372	7.4	142,679	1
162,157	19,227	11.9	142,930	(NA)	171,520	12,536	7.3	158,984	2
165,523	41,281	24.9	124,242	193,487	169,270	26,591	15.7	142,679	3
198,191	55,261	27.9	142,930	218,476	190,187	29,348	15.4	158,984	4
27,688	26,859	97.0	829	13,618	12,969	15,439	119.0	-2,470	5
41,194	37,384	90.8	3,810	16,391	16,177	17,092	105.7	-944	6
24,018,773	7,213,079	30.0	16,805,694	18,034,380	16,656,689	2,559,535	15.4	14,097,154	7
25,751,055	8,146,765	31.6	17,604,290	19,442,774	17,870,962	2,768,523	15.5	14,975,855	8
6,117,379	2,064,281	33.7	4,053,098	4,541,381	4,411,509	756,474	17.1	3,655,035	9
7,098,147	2,560,483	36.1	4,537,664	5,053,682	4,881,058	839,734	17.2	4,025,809	10
95,774	14,016	14.6	81,758	(NA)	109,531	9,788	8.9	99,743	11
128,307	18,291	14.3	110,016	(NA)	130,843	10,900	8.3	119,943	12
111,949	30,191	27.0	81,758	133,278	114,559	14,816	12.9	99,743	13
153,220	43,204	28.2	110,016	159,310	138,521	16,951	12.2	119,943	14
2,113,495	703,453	33.3	1,410,042	1,864,813	1,792,291	262,409	14.6	1,529,882	15
2,527,071	886,963	35.1	1,640,108	2,152,732	2,054,859	300,605	14.6	1,744,577	16
25,250,821	8,311,898	32.9	16,938,923	57,281,608	55,371,886	8,659,936	15.6	46,711,950	17
37,837,343	12,800,533	33.8	25,036,810	71,009,754	68,510,276	11,186,544	16.3	57,074,746	18
64,731	12,791	19.8	51,940	(NA)	631	135	21.4	496	19
89,977	15,932	17.7	74,045	(NA)	829	138	16.6	691	20
78,946	27,006	34.2	51,940	862	862	366	42.5	496	21
110,355	36,310	32.9	74,045	1,098	1,098	407	37.1	691	22
1,000,731	407,616	40.7	593,115	9,544	9,544	5,600	58.7	3,944	23
1,556,505	605,126	38.9	951,379	14,798	14,798	8,445	57.1	6,353	24
598,492	251,544	42.0	346,948	11,240	11,240	6,490	59.5	4,550	25
609,967	254,788	41.8	355,179	12,887	12,887	7,509	58.3	5,378	26
24,546	4,885	19.9	19,661	(NA)	(NA)	10,788	(NA)	(NA)	27
27,043	5,156	19.1	21,887	(NA)	(NA)	11,683	(NA)	(NA)	28
28,405	8,744	30.8	19,661	(NA)	(NA)	18,378	(NA)	(NA)	29
31,185	9,298	29.8	21,887	(NA)	(NA)	19,247	(NA)	(NA)	30
102,035	31,786	31.2	70,249	277,252	275,038	51,389	18.7	223,649	31
91,430	27,470	30.0	63,960	323,680	321,734	59,595	18.5	261,236	32
107,656,460	34,006,015	31.6	73,650,445	411,725,612	408,542,499	78,081,631	4.4	330,460,868	33
102,504,527	32,178,082	31.4	70,326,445	404,881,235	402,395,184	77,969,847	19.4	323,092,634	34
(NA)	(NA)	(NA)	(NA)	(NA)	(NA)	(NA)	(NA)	(NA)	35
(NA)	(NA)	(NA)	(NA)	(NA)	(NA)	(NA)	(NA)	(NA)	36
(NA)	(NA)	(NA)	(NA)	(NA)	(NA)	(NA)	(NA)	(NA)	37
(NA)	(NA)	(NA)	(NA)	(NA)	(NA)	(NA)	(NA)	(NA)	38
(NA)	(NA)	(NA)	(NA)	(NA)	(NA)	(NA)	(NA)	(NA)	39
(NA)	(NA)	(NA)	(NA)	(NA)	(NA)	(NA)	(NA)	(NA)	40
(NA)	(NA)	(NA)	(NA)	(NA)	(NA)	(NA)	(NA)	(NA)	41
(NA)	(NA)	(NA)	(NA)	(NA)	(NA)	(NA)	(NA)	(NA)	42
22,581	4,802	21.3	17,779	(NA)	35	1	2.9	34	43
36,859	7,841	21.3	29,018	(NA)	5	5	44
27,801	10,022	36.0	17,779	45	35	1	2.9	34	45
47,454	18,436	38.9	29,018	5	5	5	46
410,774	171,105	41.7	239,669	8	8	1	12.5	7	47
749,691	333,289	44.5	416,402	4	4	4	48
244,786,425	105,444,745	43.1	139,341,680	8,190	7,477	1,000	13.4	6,477	49
583,512,881	258,168,643	44.2	325,344,238	1,774	1,774	1,774	50
(NA)	12,117	(NA)	(NA)	(NA)	(NA)	8,851	(NA)	(NA)	51
(NA)	17,613	(NA)	(NA)	(NA)	(NA)	10,632	(NA)	(NA)	52
82,206	(NA)	(NA)	(NA)	104,371	91,368	(NA)	(NA)	(NA)	53
129,327	(NA)	(NA)	(NA)	149,586	131,904	(NA)	(NA)	(NA)	54
142,851	40,897	28.6	101,954	209,384	192,327	25,353	13.2	166,974	55
253,982	72,121	28.4	181,861	357,834	332,326	39,102	11.8	290,760	56

MULTIPLE-UNIT OPERATIONS

Summary Table 1.—SPECIFIED DATA FOR MULTIPLE-UNIT OPERATIONS COMPARED DATA FOR THE MULTIPLE-UNIT AREA COMPARED WITH TOTALS FOR

Item (For definitions and explanations, see text)	Louisiana (entire State in multiple-unit area)			
	The State	In multiple units		Not in multiple units ²
		Total	Percent of total for multiple-unit area ²	
1 Operation units.....number 1954...	98,578	4,485	4.5	94,093
2 1950...	108,307	5,244	4.8	103,063
3 Farms.....number 1954...	111,127	17,034	15.3	94,093
4 1950...	124,181	21,118	17.0	103,063
5 Croppers.....number 1954...	12,440	12,684	102.0	-244
6 1950...	15,927	16,198	101.7	-271
7 Land in farms.....acres 1954...	11,441,343	2,080,669	18.2	9,360,674
8 1950...	11,202,278	2,289,204	20.4	8,913,074
9 Cropland harvested.....acres 1954...	3,010,580	640,591	21.3	2,369,989
10 1949...	3,148,881	686,786	21.8	2,462,095
11 Corn harvested for grain..operation units reporting 1954...	50,091	3,720	7.4	46,371
12 1949...	63,435	4,328	6.8	59,107
13 farms reporting 1954...	54,749	8,378	15.3	46,371
14 1949...	70,261	11,154	15.9	59,107
15 acres 1954...	557,446	113,176	20.3	444,270
16 1949...	690,809	128,960	18.7	561,849
17 bushels 1954...	10,793,110	2,330,112	21.6	8,462,998
18 1949...	13,030,057	2,688,416	20.6	10,341,641
19 Cotton harvested.....operation units reporting 1954...	41,255	4,200	10.2	37,055
20 1949...	51,715	4,692	9.1	47,023
21 farms reporting 1954...	51,348	14,293	27.8	37,055
22 1949...	64,097	17,074	26.6	47,023
23 acres 1954...	672,012	246,471	36.7	425,541
24 1949...	916,130	329,916	36.0	586,214
25 bales 1954...	539,612	201,805	37.4	337,807
26 1949...	607,186	240,436	39.6	366,750
27 Tobacco harvested.....operation units reporting 1954...	(NA)	(NA)	(NA)	(NA)
28 1949...	42	(NA)	(NA)	42
29 farms reporting 1954...	35	(NA)	(NA)	(NA)
30 1949...	42	(NA)	(NA)	42
31 acres 1954...	239	(NA)	(NA)	239
32 1949...	346	(NA)	(NA)	346
33 pounds 1954...	184,358	(NA)	(NA)	184,358
34 1949...	256,794	(NA)	(NA)	256,794
35 Rice harvested.....operation units reporting 1954...	4,698	188	4.0	4,510
36 1949...	5,620	219	3.9	5,401
37 farms reporting 1954...	4,748	238	5.0	4,510
38 1949...	5,678	277	4.9	5,401
39 acres 1954...	665,607	28,731	4.3	636,876
40 1949...	562,509	27,505	4.9	535,004
41 bushels 1954...	36,302,000	1,673,024	4.6	34,628,976
42 1949...	23,601,143	1,263,838	5.4	22,337,305
43 Peanuts harvested for picking or threshing.....operation units reporting 1954...	1,939	44	2.3	1,895
44 1949...	3,094	62	2.0	3,032
45 farms reporting 1954...	1,947	52	2.7	1,895
46 1949...	3,108	76	2.4	3,032
47 acres 1954...	1,953	51	2.6	1,902
48 1949...	2,535	127	5.0	2,408
49 pounds 1954...	425,963	13,183	3.1	412,780
50 1949...	752,159	27,602	3.7	724,557
51 Horses and mules.....operation units reporting 1954...	(NA)	3,614	(NA)	(NA)
52 1950...	(NA)	4,473	(NA)	(NA)
53 farms reporting 1954...	63,485	(NA)	(NA)	(NA)
54 1950...	86,195	(NA)	(NA)	(NA)
55 number 1954...	144,907	16,930	11.7	127,977
56 1950...	233,288	28,018	12.0	205,270

See footnotes at end of table.

SUMMARY

WITH FARMS NOT IN MULTIPLE UNITS, FOR THE MULTIPLE-UNIT AREA; AND SPECIFIED STATES AND FOR THE UNITED STATES: CENSUSES OF 1954 AND 1950¹-Continued

Mississippi (entire State in multiple-unit area)				Missouri					
The State	In multiple units		Not in multiple units ²	The State	Multiple-unit area			Not in multiple units ²	
	Total	Percent of total for multiple-unit area ²			Total (multiple-unit area)	In multiple units			
					Total	Percent of total for multiple-unit area ²			
155,247	18,041	11.6	137,206	(NA)	14,229	1,434	10.1	12,795	1
175,031	20,904	11.9	154,127	(NA)	17,322	1,981	11.4	15,341	2
215,915	78,709	36.5	137,206	201,614	17,198	4,403	25.6	12,795	3
251,383	97,256	38.7	154,127	230,045	21,774	6,433	29.5	15,341	4
59,703	61,202	102.5	-1,499	(NA)	3,457	3,137	90.7	320	5
74,617	77,392	103.7	-2,775	5,226	5,226	4,605	88.1	621	6
20,702,412	7,252,208	35.0	13,450,204	34,195,379	2,018,548	479,140	23.7	1,539,408	7
20,710,770	7,393,925	35.7	13,316,845	35,123,143	2,112,668	592,313	28.0	1,520,355	8
5,529,981	2,691,677	48.7	2,838,304	12,365,630	1,470,124	399,742	27.2	1,070,382	9
6,136,206	2,911,275	47.4	3,224,931	12,263,847	1,449,580	460,173	31.7	989,407	10
115,475	16,342	14.2	99,133	(NA)	9,385	1,085	11.6	8,300	11
141,505	19,100	13.5	122,405	(NA)	11,868	1,590	13.4	10,278	12
144,638	45,505	31.5	99,133	84,908	9,675	1,375	14.2	8,300	13
184,713	62,308	33.7	122,405	138,083	12,580	2,302	18.3	10,278	14
1,534,023	513,466	33.5	1,020,557	2,838,878	272,883	61,433	22.5	211,450	15
1,963,820	660,744	33.6	1,303,076	3,743,435	322,178	83,858	26.0	238,320	16
25,164,783	8,581,953	34.1	16,582,830	66,254,206	5,999,831	1,586,916	26.4	4,412,915	17
37,933,711	13,412,760	35.4	24,520,951	129,968,135	9,286,470	2,623,272	28.2	6,663,198	18
104,011	17,539	16.8	86,472	(NA)	10,846	1,416	13.1	9,430	19
124,331	19,977	16.1	104,354	(NA)	12,070	1,899	15.7	10,171	20
156,249	69,757	44.6	86,492	13,676	13,433	4,003	29.8	9,430	21
190,732	86,378	45.3	104,354	16,242	15,673	5,502	35.1	10,171	22
1,948,329	1,086,515	55.8	861,814	424,456	421,833	132,617	31.4	289,216	23
2,767,507	1,545,325	55.8	1,222,182	590,149	583,956	193,430	33.1	390,526	24
1,547,593	913,044	59.0	634,549	405,987	404,403	132,716	32.8	271,687	25
1,496,902	970,838	64.9	526,064	472,043	468,028	161,501	34.5	306,527	26
...	(NA)	(NA)	(NA)	(NA)	(NA)	27
...	(NA)	6	(NA)	(NA)	6	28
...	985	29
...	1,395	6	(NA)	(NA)	6	30
...	3,159	31
...	4,684	8	(NA)	(NA)	8	32
...	3,954,593	33
...	5,237,231	6,506	(NA)	(NA)	6,506	34
254	92	36.2	162	(NA)	41	4	9.8	37	35
(NA)	3	(NA)	(NA)	(NA)	(NA)	(NA)	(NA)	(NA)	36
256	94	36.7	162	46	41	4	9.8	37	37
(NA)	3	(NA)	(NA)	(NA)	(NA)	(NA)	(NA)	(NA)	38
73,604	26,545	36.1	47,059	6,403	5,642	706	12.5	4,936	39
(NA)	1,399	(NA)	(NA)	(NA)	(NA)	(NA)	(NA)	(NA)	40
4,311,179	1,627,072	37.7	2,684,107	375,500	343,995	49,875	14.5	294,120	41
(NA)	73,500	(NA)	(NA)	(NA)	(NA)	(NA)	(NA)	(NA)	42
7,081	275	3.9	6,806	(NA)	5	(NA)	(NA)	5	43
12,113	365	3.0	11,748	(NA)	13	(NA)	(NA)	13	44
7,199	393	5.5	6,806	37	5	(NA)	(NA)	5	45
12,219	471	3.9	11,748	43	13	(NA)	(NA)	13	46
4,946	301	6.1	4,645	18	4	(NA)	(NA)	4	47
7,086	449	6.3	6,637	15	10	(NA)	(NA)	10	48
1,406,266	93,824	6.7	1,312,442	6,548	764	(NA)	(NA)	764	49
2,510,355	162,271	6.5	2,348,084	8,834	2,710	(NA)	(NA)	2,710	50
(NA)	14,178	(NA)	(NA)	(NA)	(NA)	278	(NA)	(NA)	51
(NA)	17,991	(NA)	(NA)	(NA)	(NA)	1,044	(NA)	(NA)	52
105,322	(NA)	(NA)	(NA)	71,309	3,180	(NA)	(NA)	(NA)	53
147,908	(NA)	(NA)	(NA)	145,217	9,561	(NA)	(NA)	(NA)	54
242,810	65,007	26.8	177,803	151,718	6,468	737	11.4	5,731	55
393,494	104,656	26.6	288,838	389,710	24,761	3,951	16.0	20,810	56

MULTIPLE-UNIT OPERATIONS

Summary Table 1.—SPECIFIED DATA FOR MULTIPLE-UNIT OPERATIONS COMPARED DATA FOR THE MULTIPLE-UNIT AREA COMPARED WITH TOTALS FOR

Item (For definitions and explanations, see text)	North Carolina					
	The State	Total (multiple-unit area)	Multiple-unit area			Not in multiple units ²
			In multiple units		Percent of total for multiple-unit area ²	
			Total			
1 Operation units.....number 1954...	(NA)	201,493	26,403	13.1	175,090	
2 1950...	(NA)	219,364	25,252	11.5	194,112	
3 Farms.....number 1954...	267,906	250,093	75,003	30.0	175,090	
4 1950...	288,508	268,800	74,688	27.8	194,112	
5 Croppers.....number 1954...	49,722	49,371	50,411	102.1	-1,040	
6 1950...	57,457	57,019	52,293	91.7	4,726	
7 Land in farms.....acres 1954...	18,260,346	17,209,737	5,188,844	30.2	12,020,893	
8 1950...	19,317,937	18,215,761	5,266,162	28.9	12,949,599	
9 Cropland harvested.....acres 1954...	5,504,204	5,351,355	1,652,627	30.9	3,698,728	
10 1949...	5,782,407	5,615,915	1,725,780	30.7	3,890,135	
11 Corn harvested for grain...operation units reporting 1954...	(NA)	154,232	24,840	16.1	129,392	
12 1949...	(NA)	182,518	24,438	13.4	158,080	
13 farms reporting 1954...	197,001	184,942	55,550	30.0	129,392	
14 1949...	233,722	218,356	60,276	27.6	158,080	
15 acres 1954...	1,865,126	1,816,165	596,741	32.9	1,219,424	
16 1949...	2,029,449	1,959,193	613,595	31.3	1,345,598	
17 bushels 1954...	42,612,526	40,945,932	13,798,592	33.7	27,147,340	
18 1949...	58,054,020	55,867,009	18,251,069	32.7	37,615,940	
19 Cotton harvested.....operation units reporting 1954...	(NA)	63,816	12,568	19.7	51,248	
20 1949...	(NA)	84,843	14,750	17.4	70,093	
21 farms reporting 1954...	77,296	77,296	26,048	33.7	51,248	
22 1949...	105,312	105,312	35,219	33.4	70,093	
23 acres 1954...	522,095	522,095	182,271	34.9	339,824	
24 1949...	846,039	846,039	294,262	34.8	551,777	
25 bales 1954...	366,711	366,711	131,262	35.8	235,449	
26 1949...	472,389	472,389	175,752	37.2	296,637	
27 Tobacco harvested.....operation units reporting 1954...	(NA)	115,225	22,396	19.4	92,829	
28 1949...	(NA)	117,330	20,424	17.4	96,906	
29 farms reporting 1954...	149,661	144,646	51,817	35.8	92,829	
30 1949...	150,764	146,607	49,701	33.9	96,906	
31 acres 1954...	670,485	666,706	250,950	37.6	415,756	
32 1949...	604,909	601,433	224,033	37.2	377,400	
33 pounds 1954...	798,988,612	792,074,315	307,628,769	38.9	484,445,546	
34 1949...	661,981,561	656,925,788	256,343,325	39.0	400,582,463	
35 Rice harvested.....operation units reporting 1954...	(NA)	(NA)	(NA)	(NA)	(NA)	
36 1949...	(NA)	(NA)	(NA)	(NA)	(NA)	
37 farms reporting 1954...	(NA)	(NA)	(NA)	(NA)	(NA)	
38 1949...	(NA)	(NA)	(NA)	(NA)	(NA)	
39 acres 1954...	(NA)	(NA)	(NA)	(NA)	(NA)	
40 1949...	(NA)	(NA)	(NA)	(NA)	(NA)	
41 bushels 1954...	(NA)	(NA)	(NA)	(NA)	(NA)	
42 1949...	(NA)	(NA)	(NA)	(NA)	(NA)	
43 Peanuts harvested for picking or threshing.....operation units reporting 1954...	(NA)	18,190	3,922	21.6	14,268	
44 1949...	(NA)	18,251	4,166	22.8	14,085	
45 farms reporting 1954...	24,506	24,505	10,237	41.8	14,268	
46 1949...	26,163	26,163	12,078	46.2	14,085	
47 acres 1954...	166,322	166,321	77,052	46.3	89,269	
48 1949...	218,314	218,314	106,611	48.8	111,703	
49 pounds 1954...	223,729,618	223,728,826	103,284,157	46.2	120,444,669	
50 1949...	229,600,343	229,600,343	107,129,341	46.7	122,471,002	
51 Horses and mules.....operation units reporting 1954...	(NA)	(NA)	22,658	(NA)	(NA)	
52 1950...	(NA)	(NA)	22,461	(NA)	(NA)	
53 farms reporting 1954...	142,737	134,896	(NA)	(NA)	(NA)	
54 1950...	188,633	177,682	(NA)	(NA)	(NA)	
55 number 1954...	236,800	226,037	71,256	31.5	154,781	
56 1950...	352,133	336,378	86,882	25.8	249,496	

See footnotes at end of table.

SUMMARY

WITH FARMS NOT IN MULTIPLE UNITS, FOR THE MULTIPLE-UNIT AREA; AND SPECIFIED STATES AND FOR THE UNITED STATES: CENSUSES OF 1954 AND 1950¹-Continued

South Carolina (entire State in multiple-unit area)				Tennessee					
The State	In multiple units		Not in multiple units ²	The State	Multiple-unit area ¹			Not in multiple units ²	
	Total	Percent of total for multiple-unit area ²			Total (multiple-unit area)	In multiple units			
					Total	Percent of total for multiple-unit area ²			
101,666	11,569	11.4	90,097	(NA)	132,874	15,004	11.3	117,870	1
111,742	13,739	12.3	98,003	(NA)	153,205	15,235	9.9	137,970	2
124,203	34,106	27.5	90,097	203,149	156,939	39,069	24.9	117,870	3
139,364	41,361	29.7	98,003	231,631	177,302	39,332	22.2	137,970	4
23,031	22,957	99.7	74	23,740	22,532	24,528	108.9	-1,996	5
29,478	28,562	96.9	916	28,039	25,555	24,631	96.4	924	6
11,069,348	3,358,382	30.3	7,710,966	17,654,324	13,799,336	3,480,926	25.2	10,318,410	7
11,878,793	3,803,830	32.0	8,074,963	18,534,380	14,447,856	3,339,065	23.1	11,108,790	8
3,393,002	1,166,358	34.4	2,226,644	4,860,793	4,012,346	1,197,080	29.8	2,815,266	9
3,959,822	1,389,242	35.1	2,570,580	5,575,106	4,536,252	1,190,350	26.2	3,345,902	10
72,118	10,505	14.6	61,613	(NA)	86,977	13,079	15.0	73,898	11
93,866	13,195	14.1	80,671	(NA)	112,030	13,790	12.3	98,240	12
84,962	23,349	27.5	61,613	125,152	97,841	23,943	24.5	73,898	13
113,071	32,400	28.7	80,671	162,427	123,690	25,450	20.6	98,240	14
923,189	280,089	30.3	643,100	1,653,524	1,390,596	362,817	26.1	1,027,739	15
1,293,348	397,082	30.7	896,266	1,997,690	1,624,737	373,412	23.0	1,251,325	16
9,259,319	2,799,012	30.2	6,460,307	32,101,654	26,498,766	6,853,828	25.9	19,644,938	17
23,624,155	7,708,310	32.6	15,915,845	56,099,664	44,817,186	10,894,803	24.3	33,922,383	18
62,331	10,671	17.1	51,660	(NA)	44,447	7,381	16.6	37,066	19
74,935	12,531	16.7	62,404	(NA)	54,051	7,293	13.5	46,758	20
76,094	24,434	32.1	51,660	56,363	55,031	17,965	32.6	37,066	21
93,326	30,922	33.1	62,404	67,038	64,246	17,488	27.2	46,758	22
809,525	315,885	39.0	493,640	633,797	629,281	238,415	37.9	390,866	23
1,197,845	454,819	38.0	743,026	887,923	874,814	268,989	30.7	605,825	24
488,418	197,595	40.5	290,823	505,532	502,757	203,800	40.5	298,957	25
543,936	224,870	41.3	319,066	616,742	609,321	208,935	34.3	400,386	26
27,777	5,166	18.6	22,611	(NA)	(NA)	7,336	(NA)	(NA)	27
27,034	5,268	19.5	21,766	(NA)	(NA)	6,939	(NA)	(NA)	28
34,537	11,926	34.5	22,611	(NA)	(NA)	11,652	(NA)	(NA)	29
33,876	12,110	35.7	21,766	(NA)	(NA)	10,620	(NA)	(NA)	30
120,821	41,489	34.3	79,332	96,940	81,721	22,169	27.1	59,552	31
105,802	38,324	36.2	67,478	103,888	88,698	22,695	25.6	66,003	32
126,800,090	45,024,363	35.5	81,775,727	129,539,458	108,746,218	29,447,039	27.1	79,299,179	33
125,080,028	46,451,002	37.1	78,629,026	127,324,176	108,459,877	29,428,413	27.1	79,031,464	34
(NA)	(NA)	(NA)	(NA)	(NA)	(NA)	(NA)	(NA)	(NA)	35
(NA)	(NA)	(NA)	(NA)	(NA)	(NA)	(NA)	(NA)	(NA)	36
(NA)	(NA)	(NA)	(NA)	(NA)	(NA)	(NA)	(NA)	(NA)	37
(NA)	(NA)	(NA)	(NA)	(NA)	(NA)	(NA)	(NA)	(NA)	38
(NA)	(NA)	(NA)	(NA)	(NA)	(NA)	(NA)	(NA)	(NA)	39
(NA)	(NA)	(NA)	(NA)	(NA)	(NA)	(NA)	(NA)	(NA)	40
(NA)	(NA)	(NA)	(NA)	(NA)	(NA)	(NA)	(NA)	(NA)	41
(NA)	(NA)	(NA)	(NA)	(NA)	(NA)	(NA)	(NA)	(NA)	42
3,161	267	8.4	2,894	(NA)	429	19	4.4	410	43
4,634	369	8.0	4,265	(NA)	1,371	22	1.6	1,349	44
3,264	370	11.3	2,894	553	431	21	4.9	410	45
4,847	582	12.0	4,265	1,715	1,373	24	1.7	1,349	46
9,989	3,020	30.2	6,969	711	662	65	9.8	597	47
19,055	4,686	24.6	14,369	2,849	2,739	33	3.0	2,656	48
5,494,646	1,913,223	34.8	3,581,423	508,555	470,245	44,007	9.4	426,238	49
12,233,964	3,275,854	26.8	8,958,110	2,233,793	2,134,782	80,966	3.8	2,053,816	50
(NA)	9,990	(NA)	(NA)	(NA)	(NA)	11,306	(NA)	(NA)	51
(NA)	12,346	(NA)	(NA)	(NA)	(NA)	12,967	(NA)	(NA)	52
68,260	(NA)	(NA)	(NA)	101,336	77,009	(NA)	(NA)	(NA)	53
91,428	(NA)	(NA)	(NA)	147,688	112,204	(NA)	(NA)	(NA)	54
116,283	31,590	27.2	84,693	209,662	166,557	36,407	21.9	130,190	55
170,343	44,812	26.3	125,531	370,840	297,173	53,296	17.9	243,877	56

MULTIPLE-UNIT OPERATIONS

Summary Table 1.—SPECIFIED DATA FOR MULTIPLE-UNIT OPERATIONS COMPARED DATA FOR THE MULTIPLE-UNIT AREA COMPARED WITH TOTALS FOR

Item (For definitions and explanations, see text)	Texas				
	The State	Total (multiple- unit area)	Multiple-unit area ¹		Not in multiple units ²
			In multiple units		
			Total	Percent of total for multiple-unit area ²	
1 Operation units.....number 1954...	(NA)	162,621	5,090	3.1	157,531
2 1950...	(NA)	178,174	6,122	3.4	172,052
3 Farms.....number 1954...	292,947	170,387	12,856	7.5	157,531
4 1950...	331,567	197,659	16,026	8.1	172,052
5 Croppers.....number 1954...	9,560	7,953	7,928	99.7	25
6 1950...	14,863	11,884	10,138	85.3	1,518
7 Land in farms.....acres 1954...	145,812,733	37,586,625	3,263,502	8.7	34,323,123
8 1950...	145,389,014	38,179,749	3,637,500	9.5	32,750,281
9 Cropland harvested.....acres 1954...	24,885,000	9,314,924	1,072,742	11.5	8,242,182
10 1949...	28,107,865	10,415,301	1,202,014	11.5	8,955,652
11 Corn harvested for grain..operation units reporting 1954...	(NA)	73,893	4,007	5.4	69,886
12 1949...	(NA)	101,161	4,827	4.8	96,334
13 farms reporting 1954...	90,284	76,985	7,099	9.2	69,886
14 1949...	146,230	108,097	8,576	7.9	96,334
15 acres 1954...	1,665,892	1,472,866	164,240	11.2	1,308,626
16 1949...	2,237,403	1,702,037	170,070	10.0	1,502,796
17 bushels 1954...	28,417,341	25,672,667	2,964,899	11.5	22,707,768
18 1949...	44,077,397	33,778,426	3,635,385	10.8	29,613,295
19 Cotton harvested.....operation units reporting 1954...	(NA)	74,435	4,512	6.1	69,923
20 1949...	(NA)	94,366	5,338	5.7	89,028
21 farms reporting 1954...	126,014	79,249	9,326	11.8	69,923
22 1949...	153,177	102,814	11,798	11.5	89,028
23 acres 1954...	7,513,763	3,152,654	446,936	14.2	2,705,718
24 1949...	10,574,202	4,851,506	650,871	13.4	4,171,746
25 bales 1954...	3,548,337	1,430,744	174,483	12.2	1,256,261
26 1949...	5,549,667	2,372,890	301,052	12.7	2,055,856
27 Tobacco harvested.....operation units reporting 1954...	(NA)
28 1949...
29 farms reporting 1954...	(NA)
30 1949...
31 acres 1954...	(NA)
32 1949...
33 pounds 1954...	(NA)
34 1949...
35 Rice harvested.....operation units reporting 1954...	(NA)	1,690	39	2.3	1,651
36 1949...	(NA)	930	17	1.8	913
37 farms reporting 1954...	1,730	1,714	63	3.7	1,651
38 1949...	1,367	1,339	22	1.6	913
39 acres 1954...	607,639	602,849	15,989	2.7	586,860
40 1949...	541,796	517,792	7,999	1.5	361,751
41 bushels 1954...	35,926,639	35,662,701	966,078	2.7	34,696,623
42 1949...	23,919,372	23,387,689	395,647	1.7	16,348,252
43 Peanuts harvested for picking or threshing.....operation units reporting 1954...	(NA)	6,306	196	3.1	6,110
44 1949...	(NA)	10,792	284	2.6	10,508
45 farms reporting 1954...	10,892	6,363	253	4.0	6,110
46 1949...	19,035	11,075	380	3.4	10,508
47 acres 1954...	234,040	110,889	5,822	5.3	105,067
48 1949...	440,063	191,761	8,507	4.4	180,709
49 pounds 1954...	78,065,363	43,552,550	2,215,155	5.1	41,337,395
50 1949...	273,298,783	122,692,887	5,747,768	4.7	115,014,037
51 Horses and mules.....operation units reporting 1954...	(NA)	(NA)	2,617	(NA)	(NA)
52 1950...	(NA)	(NA)	3,782	(NA)	(NA)
53 farms reporting 1954...	113,694	69,839	(NA)	(NA)	(NA)
54 1950...	168,226	107,892	(NA)	(NA)	(NA)
55 number 1954...	300,415	159,481	9,680	6.1	149,801
56 1950...	515,951	296,060	19,004	6.4	259,411

NA Not available. ¹A revision has been made in some of the 1950 data. See text for the change in the multiple-unit area and for the effect on the comparability. ²See text for reliability. ³Total for the South and 7 counties in Southeastern Missouri.

WITH FARMS NOT IN MULTIPLE UNITS, FOR THE MULTIPLE-UNIT AREA; AND SPECIFIED STATES AND FOR THE UNITED STATES: CENSUSES OF 1954 AND 1950¹-Continued

Item (For definitions and explanations, see text)	Virginia				
	The State	Multiple-unit area ¹			
		Total (multiple-unit area)	In multiple units		Not in multiple units ²
			Total	Percent of total for multiple-unit area ²	
1 Operation units.....number 1954...	(NA)	80,033	6,701	8.4	73,332
2 1950...	(NA)	87,635	5,313	6.1	82,322
3 Farms.....number 1954...	136,416	90,122	16,790	18.6	73,332
4 1950...	150,997	98,270	13,477	13.7	82,322
5 Croppers.....number 1954...	9,678	9,285	10,252	110.4	-957
6 1950...	10,030	9,355	8,479	90.6	865
7 Land in farms.....acres 1954...	14,685,964	8,706,790	1,598,782	18.4	7,108,008
8 1950...	15,572,295	9,270,335	1,353,640	14.6	7,744,669
9 Cropland harvested.....acres 1954...	3,157,774	1,654,674	333,024	20.1	1,321,650
10 1949...	3,313,849	1,774,469	273,987	15.4	1,465,346
11 Corn harvested for grain..operation units reporting 1954...	(NA)	55,113	6,254	11.3	48,859
12 1949...	(NA)	63,855	4,998	7.8	58,857
13 farms reporting 1954...	85,640	60,372	11,513	19.1	48,859
14 1949...	103,368	69,975	9,895	14.1	58,857
15 acres 1954...	747,843	451,333	93,278	20.7	358,055
16 1949...	864,120	519,450	84,855	16.3	426,877
17 bushels 1954...	25,226,286	14,768,642	2,892,299	19.6	11,876,343
18 1949...	33,150,002	18,983,789	3,070,454	16.2	15,645,294
19 Cotton harvested.....operation units reporting 1954...	(NA)	3,981	612	15.4	3,369
20 1949...	(NA)	5,592	590	10.6	5,002
21 farms reporting 1954...	4,435	4,423	1,054	23.8	3,369
22 1949...	6,221	6,192	1,188	19.2	5,002
23 acres 1954...	16,454	16,418	4,478	27.3	11,940
24 1949...	29,912	29,837	6,233	20.9	23,602
25 bales 1954...	10,860	10,832	2,984	27.5	7,848
26 1949...	18,722	18,665	4,227	22.6	14,436
27 Tobacco harvested.....operation units reporting 1954...	(NA)	(NA)	5,660	(NA)	(NA)
28 1949...	(NA)	(NA)	4,330	(NA)	(NA)
29 farms reporting 1954...	(NA)	(NA)	11,075	(NA)	(NA)
30 1949...	41,154	39,172	8,620	22.0	30,451
31 acres 1954...	122,491	119,259	38,982	32.7	80,277
32 1949...	115,400	111,940	30,290	27.1	81,276
33 pounds 1954...	141,120,307	137,821,390	46,021,462	33.4	91,799,928
34 1949...	124,904,164	121,533,855	33,194,139	27.3	87,939,411
35 Rice harvested.....operation units reporting 1954...	(NA)	(NA)	(NA)	(NA)	(NA)
36 1949...	(NA)	(NA)	(NA)	(NA)	(NA)
37 farms reporting 1954...	(NA)	(NA)	(NA)	(NA)	(NA)
38 1949...	(NA)	(NA)	(NA)	(NA)	(NA)
39 acres 1954...	(NA)	(NA)	(NA)	(NA)	(NA)
40 1949...	(NA)	(NA)	(NA)	(NA)	(NA)
41 bushels 1954...	(NA)	(NA)	(NA)	(NA)	(NA)
42 1949...	(NA)	(NA)	(NA)	(NA)	(NA)
43 Peanuts harvested for picking or threshing.....operation units reporting 1954...	(NA)	6,371	655	10.3	5,716
44 1949...	(NA)	7,595	614	8.1	6,981
45 farms reporting 1954...	7,097	7,027	1,311	18.7	5,716
46 1949...	8,489	8,427	1,415	16.8	6,981
47 acres 1954...	100,177	99,659	19,071	19.1	80,588
48 1949...	132,732	132,312	23,575	17.8	108,658
49 pounds 1954...	149,919,511	149,286,418	27,051,186	18.1	122,235,232
50 1949...	182,799,611	182,280,786	29,445,014	16.2	152,780,920
51 Horses and mules.....operation units reporting 1954...	(NA)	(NA)	5,743	(NA)	(NA)
52 1950...	(NA)	(NA)	4,720	(NA)	(NA)
53 farms reporting 1954...	66,213	47,459	(NA)	(NA)	(NA)
54 1950...	93,271	62,573	(NA)	(NA)	(NA)
55 number 1954...	121,279	82,565	15,413	18.7	67,152
56 1950...	194,832	123,366	15,152	12.3	105,791

MULTIPLE-UNIT OPERATIONS

Summary Table 2.—NUMBER OF LANDLORD-TENANT AND MULTIPLE-UNIT OPERATIONS WITH LATTER CLASSIFIED AS ENUMERATED AND OFFICE CONSTRUCTED, BY STATES AND ECONOMIC AREAS: CENSUSES OF 1954 AND 1950

State and economic area	Landlord-tenant operations (number)			Multiple-unit operations (number) classified as—							All farms, multiple-unit area (number)	
	Total	Not containing multiple units	Containing multiple units	Enumerated	Office constructed						Total	Reporting land rented to others
					Total	With no home farm ¹	With home farm, by tenure					
					Total	With no home farm ¹	Total	Full owners	Part owners	Tenants		
Total for multiple-unit area1954...	341,229	209,352	131,877	117,691	14,186	3,867	10,319	7,309	2,097	913	1,761,852	333,784
.....1950...	406,672	260,236	146,436	134,454	11,982	5,511	(NA)	(NA)	(NA)	(NA)	2,020,094	364,852
Alabama, total1954...	33,144	23,424	9,720	8,709	1,011	151	860	570	208	82	176,956	35,143
.....1950...	46,246	33,586	12,660	11,720	940	417	(NA)	(NA)	(NA)	(NA)	211,512	41,183
Economic Area 1.....1954...	5,527	3,522	2,005	1,825	180	42	138	64	42	32	21,651	5,560
.....1950...	6,831	4,765	2,066	1,897	169	89	(NA)	(NA)	(NA)	(NA)	24,992	6,208
Economic Area 2.....1954...	5,683	4,297	1,386	1,146	240	34	206	140	51	15	25,025	6,361
.....1950...	7,759	6,018	1,741	1,610	131	42	(NA)	(NA)	(NA)	(NA)	30,555	6,872
Economic Areas 3 and A.....1954...	2,548	1,811	737	631	106	7	99	77	16	6	19,556	2,773
.....1950...	4,162	3,234	928	884	44	19	(NA)	(NA)	(NA)	(NA)	23,890	3,799
Economic Areas 4 and B.....1954...	2,168	1,450	718	664	54	10	44	34	8	2	15,253	2,565
.....1950...	3,295	2,272	1,023	955	68	25	(NA)	(NA)	(NA)	(NA)	17,534	2,918
Economic Area 5.....1954...	4,764	3,463	1,301	1,141	160	20	140	96	37	7	27,377	5,417
.....1950...	7,629	5,676	1,953	1,832	121	42	(NA)	(NA)	(NA)	(NA)	34,317	7,045
Economic Areas 6 and C.....1954...	4,226	3,074	1,152	1,072	80	13	67	41	15	11	25,930	4,067
.....1950...	5,681	4,138	1,543	1,405	138	73	(NA)	(NA)	(NA)	(NA)	30,458	4,753
Economic Area 7a.....1954...	6,828	4,629	2,199	2,035	164	22	142	103	31	8	28,831	6,827
.....1950...	8,579	5,512	3,067	2,840	227	118	(NA)	(NA)	(NA)	(NA)	34,967	7,423
Economic Area 7b.....1954...	813	639	174	152	22	2	20	11	8	1	6,430	922
.....1950...	1,283	1,062	221	190	31	6	(NA)	(NA)	(NA)	(NA)	7,162	1,219
Economic Areas 8 and D.....1954...	587	539	48	43	5	1	4	4	6,903	651
.....1950...	1,027	909	118	107	11	3	(NA)	(NA)	(NA)	(NA)	7,637	946
Arkansas, selected counties1954...	15,566	9,041	6,525	5,835	690	271	419	202	123	94	91,939	14,194
.....1950...	21,751	14,321	7,430	6,494	936	529	(NA)	(NA)	(NA)	(NA)	115,841	17,989
Economic Area 3 (part).....1954...	894	742	152	136	16	2	14	13	1	...	8,268	1,151
.....1950...	2,792	2,555	237	179	58	25	(NA)	(NA)	(NA)	(NA)	10,832	1,502
Economic Area 5.....1954...	1,486	1,012	474	414	60	7	53	31	19	3	10,649	1,418
.....1950...	2,569	1,943	626	560	66	24	(NA)	(NA)	(NA)	(NA)	13,580	2,413
Economic Area 6.....1954...	1,277	910	367	319	48	10	38	31	5	2	13,523	1,394
.....1950...	2,422	1,969	453	410	43	17	(NA)	(NA)	(NA)	(NA)	16,793	2,237
Economic Area 7a.....1954...	5,009	3,308	1,701	1,506	195	58	137	46	43	48	22,405	4,388
.....1950...	5,798	4,103	1,695	1,475	220	106	(NA)	(NA)	(NA)	(NA)	27,843	4,831
Economic Area 7b.....1954...	1,157	699	458	389	69	11	58	26	21	11	5,985	1,137
.....1950...	1,476	999	477	423	54	32	(NA)	(NA)	(NA)	(NA)	7,160	1,286
Economic Area 8a.....1954...	4,122	1,640	2,482	2,256	226	149	77	33	22	22	21,143	3,232
.....1950...	4,457	1,692	2,765	2,407	358	235	(NA)	(NA)	(NA)	(NA)	25,904	3,769
Economic Area 8b.....1954...	1,621	730	891	815	76	34	42	22	12	8	9,966	1,474
.....1950...	2,237	1,060	1,177	1,040	137	90	(NA)	(NA)	(NA)	(NA)	13,729	1,951
Florida, selected counties1954...	2,163	1,542	621	485	136	17	119	91	24	4	22,180	3,009
.....1950...	3,672	2,879	793	713	80	11	(NA)	(NA)	(NA)	(NA)	25,630	3,456
Economic Area 1.....1954...	284	214	70	38	32	...	32	27	5	...	7,064	763
.....1950...	864	751	113	87	26	...	(NA)	(NA)	(NA)	(NA)	7,980	812
Economic Area 3.....1954...	1,879	1,328	551	447	104	17	87	64	19	4	15,116	2,246
.....1950...	2,808	2,128	680	626	54	11	(NA)	(NA)	(NA)	(NA)	17,650	2,644
Georgia, total1954...	32,400	17,488	14,912	13,191	1,721	388	1,333	1,017	248	68	165,523	31,267
.....1950...	41,049	21,822	19,227	17,631	1,596	735	(NA)	(NA)	(NA)	(NA)	198,191	36,406
Economic Areas 1 and A.....1954...	2,415	1,540	875	806	69	17	52	39	10	3	12,713	2,341
.....1950...	3,222	2,063	1,159	1,069	90	29	(NA)	(NA)	(NA)	(NA)	15,618	2,969
Economic Area 2.....1954...	878	631	247	188	59	3	56	49	5	2	8,635	1,020
.....1950...	1,532	1,208	324	300	24	1	(NA)	(NA)	(NA)	(NA)	10,407	1,481
Economic Areas 3 and B.....1954...	4,635	2,864	1,771	1,532	239	37	202	173	20	9	28,601	4,825
.....1950...	5,896	3,596	2,300	2,085	215	73	(NA)	(NA)	(NA)	(NA)	33,360	5,324
Economic Area 4a.....1954...	4,017	2,025	1,992	1,770	222	70	152	106	31	15	21,008	3,956
.....1950...	5,633	2,910	2,723	2,517	206	104	(NA)	(NA)	(NA)	(NA)	25,395	4,977
Economic Area 4b.....1954...	1,736	1,048	688	609	79	15	64	43	18	3	11,821	1,874
.....1950...	2,505	1,572	933	845	88	41	(NA)	(NA)	(NA)	(NA)	13,901	2,133
Economic Areas 5, C, and D.....1954...	1,305	736	569	515	54	16	38	26	10	2	6,991	1,294
.....1950...	1,851	1,015	836	766	70	35	(NA)	(NA)	(NA)	(NA)	8,891	1,591
Economic Area 6.....1954...	2,784	1,320	1,464	1,287	177	42	135	85	36	14	13,552	2,415
.....1950...	3,792	1,836	1,956	1,776	180	100	(NA)	(NA)	(NA)	(NA)	17,119	3,259
Economic Area 7a.....1954...	2,084	1,090	994	896	98	38	60	35	19	6	8,499	1,792
.....1950...	2,492	998	1,494	1,362	132	94	(NA)	(NA)	(NA)	(NA)	10,886	2,126
Economic Area 7b.....1954...	5,124	2,628	2,496	2,237	259	77	182	130	44	8	20,210	4,736
.....1950...	5,690	2,528	3,162	2,906	256	130	(NA)	(NA)	(NA)	(NA)	24,522	4,954
Economic Area 8.....1954...	6,235	2,897	3,338	2,913	425	73	352	300	48	4	25,673	5,881
.....1950...	7,133	3,145	3,988	3,691	297	122	(NA)	(NA)	(NA)	(NA)	29,961	6,399
Economic Areas 9 and E.....1954...	1,187	709	478	438	40	...	40	31	7	2	7,820	1,133
.....1950...	1,303	951	352	314	38	6	(NA)	(NA)	(NA)	(NA)	8,131	1,193

See footnotes at end of table.

MULTIPLE-UNIT OPERATIONS

Summary Table 2.—NUMBER OF LANDLORD-TENANT AND MULTIPLE-UNIT OPERATIONS WITH LATTER CLASSIFIED AS ENUMERATED AND OFFICE CONSTRUCTED, BY STATES AND ECONOMIC AREAS: CENSUSES OF 1954 AND 1950—Continued

State and economic area	Landlord-tenant operations (number)			Multiple-unit operations (number) classified as—							All farms, multiple-unit area (number)	
	Total	Not containing multiple units	Containing multiple units	Enumerated	Office constructed				Total	Reporting land rented to others		
					Total	With no home farm ²	With home farm, by tenure					
					Total	Full owners	Part owners	Tenants				
South Carolina, total1954...	23,327	11,758	11,869	10,419	1,150	351	799	574	168	57	124,203	22,529
.....1950...	28,965	15,226	13,739	12,577	1,162	597	(NA)	(NA)	(NA)	(NA)	139,364	24,998
Economic Area 1.....1954...	925	544	381	339	42	4	38	32	3	3	5,400	917
.....1950...	1,156	713	443	387	56	19	(NA)	(NA)	6,389	(NA)	6,389	997
Economic Area 2.....1954...	3,599	1,887	1,712	1,520	192	36	156	117	31	8	19,402	3,599
.....1950...	4,741	2,378	2,363	2,198	165	75	(NA)	(NA)	3,633	(NA)	22,998	4,240
Economic Area 3.....1954...	2,021	910	1,111	991	120	27	93	73	16	4	10,949	2,131
.....1950...	2,623	1,220	1,403	1,289	114	50	(NA)	(NA)	(NA)	(NA)	12,676	2,323
Economic Area 4.....1954...	1,609	715	894	831	63	14	49	37	8	4	9,911	1,851
.....1950...	2,367	1,151	1,216	1,127	89	33	(NA)	(NA)	(NA)	(NA)	11,600	2,174
Economic Areas 5, A, and B.....1954...	2,034	1,149	885	768	117	35	82	65	11	6	12,699	2,152
.....1950...	3,096	1,987	1,109	1,023	86	55	(NA)	(NA)	(NA)	(NA)	15,507	2,732
Economic Area 6.....1954...	5,737	2,831	2,906	2,616	290	119	171	95	60	16	27,107	5,228
.....1950...	6,686	3,321	3,365	3,026	339	193	(NA)	(NA)	(NA)	(NA)	29,941	5,550
Economic Area 7.....1954...	5,950	2,631	3,319	3,042	277	109	168	128	27	13	25,505	5,076
.....1950...	6,329	2,832	3,497	3,216	281	159	(NA)	(NA)	(NA)	(NA)	26,581	5,259
Economic Areas 8 and C.....1954...	1,452	1,091	361	312	49	7	42	27	12	3	13,230	1,575
.....1950...	1,967	1,624	343	311	32	13	(NA)	(NA)	(NA)	(NA)	13,672	1,723
Tennessee, selected counties1954...	38,837	23,833	15,004	13,782	1,222	337	885	640	192	53	156,939	36,222
.....1950...	43,975	28,740	15,004	14,293	942	382	(NA)	(NA)	(NA)	(NA)	177,302	39,697
Economic Areas 1 and A.....1954...	9,806	4,740	5,066	4,650	416	200	216	118	71	27	40,593	9,673
.....1950...	11,533	6,180	5,353	4,844	509	262	(NA)	(NA)	(NA)	(NA)	46,829	10,247
Economic Area 2.....1954...	4,946	3,764	1,182	1,020	169	25	137	101	27	9	19,620	5,245
.....1950...	5,894	4,876	1,018	949	69	16	(NA)	(NA)	(NA)	(NA)	23,034	5,565
Economic Area 3.....1954...	2,623	2,140	483	423	60	6	54	42	10	2	11,992	2,737
.....1950...	3,026	2,458	568	548	20	6	(NA)	(NA)	(NA)	(NA)	14,262	2,085
Economic Area 4.....1954...	2,934	1,633	1,301	1,198	103	31	72	55	15	2	10,231	2,783
.....1950...	2,842	1,446	1,396	1,359	37	12	(NA)	(NA)	(NA)	(NA)	11,603	2,840
Economic Areas 5 and B.....1954...	7,803	4,972	2,831	2,633	198	40	158	119	34	5	29,494	6,863
.....1950...	7,981	5,010	2,971	2,869	102	31	(NA)	(NA)	(NA)	(NA)	32,809	7,981
Economic Area 6 (part).....1954...	2,124	1,570	554	503	51	6	45	31	13	1	7,872	1,731
.....1950...	4,411	3,799	612	539	73	12	(NA)	(NA)	(NA)	(NA)	8,778	2,447
Economic Area 8b ²1954...	8,601	5,014	3,587	3,355	232	29	203	174	22	7	37,137	7,190
.....1950...	8,288	4,971	3,317	3,185	132	43	(NA)	(NA)	(NA)	(NA)	39,987	8,532
Texas, selected counties1954...	25,087	19,997	5,090	4,403	687	123	564	275	237	52	170,387	28,083
.....1950...	37,744	31,622	6,122	5,668	434	153	(NA)	(NA)	(NA)	(NA)	197,659	34,087
Economic Areas 8, C, D, and E.....1954...	7,607	5,354	2,253	1,989	264	62	202	81	92	29	48,034	8,733
.....1950...	12,557	9,779	2,778	2,618	160	68	(NA)	(NA)	(NA)	(NA)	57,065	10,580
Economic Area 9.....1954...	2,222	1,850	372	315	57	8	49	16	28	5	13,907	2,794
.....1950...	3,160	2,729	431	400	31	12	(NA)	(NA)	(NA)	(NA)	15,726	2,865
Economic Area 10.....1954...	3,177	2,544	633	570	63	9	54	37	12	5	15,395	3,153
.....1950...	3,622	3,004	618	579	39	17	(NA)	(NA)	(NA)	(NA)	16,542	3,234
Economic Area 11.....1954...	2,440	1,911	529	454	75	6	69	28	35	6	12,929	2,661
.....1950...	3,552	2,939	613	556	57	20	(NA)	(NA)	(NA)	(NA)	14,631	3,228
Economic Area 12.....1954...	5,667	4,804	863	702	161	25	136	84	49	3	49,026	6,457
.....1950...	10,133	8,950	1,183	1,062	121	20	(NA)	(NA)	(NA)	(NA)	60,152	9,699
Economic Areas 14, G, and H.....1954...	3,375	2,952	423	366	57	13	44	25	15	4	23,323	3,312
.....1950...	3,601	3,160	441	399	42	15	(NA)	(NA)	(NA)	(NA)	23,719	3,489
Economic Area 15.....1954...	599	582	17	7	10	...	10	4	6	...	7,773	973
.....1950...	1,119	1,061	58	54	4	1	(NA)	(NA)	(NA)	(NA)	9,824	972
Virginia, selected counties1954...	15,522	8,821	6,701	5,797	704	100	604	475	90	39	90,122	15,248
.....1950...	14,554	9,241	5,313	4,911	402	143	(NA)	(NA)	(NA)	(NA)	98,270	13,812
Economic Area 1.....1954...	917	493	424	388	36	7	29	28	...	1	10,082	831
.....1950...	853	576	277	264	13	5	(NA)	(NA)	(NA)	(NA)	10,819	910
Economic Area 2 ³1954...	3,709	2,161	1,548	1,415	133	18	115	107	7	1	20,605	3,413
.....1950...	2,538	1,688	850	790	60	10	(NA)	(NA)	(NA)	(NA)	21,523	2,712
Economic Areas 3 and A (part).....1954...	577	438	139	113	26	...	26	19	8,840	629
.....1950...	757	644	113	107	6	...	(NA)	(NA)	(NA)	(NA)	9,947	729
Economic Areas 6 and C (part).....1954...	2,353	1,514	839	734	105	8	97	78	15	4	15,482	2,442
.....1950...	2,326	1,739	587	550	37	5	(NA)	(NA)	(NA)	(NA)	17,577	2,259
Economic Area 7 ³1954...	6,348	3,179	3,169	2,871	298	54	244	174	43	27	27,219	6,255
.....1950...	6,238	3,305	2,933	2,714	219	101	(NA)	(NA)	(NA)	(NA)	29,439	5,816
Economic Area 10 ³1954...	1,618	1,036	582	476	106	13	93	69	6	6	7,884	1,678
.....1950...	1,842	1,289	553	486	67	22	(NA)	(NA)	(NA)	(NA)	8,965	1,386

¹Office constructed multiple-unit operations with no home farm were included with full owners.²Also includes Sevier County from Area 8a.³Exclusive of independent cities.

SUMMARY

Summary Table 3.—ALL FARMS, MULTIPLE-UNIT OPERATIONS, LANDLORD-TENANT OPERATIONS CONTAINING MULTIPLE UNITS, AND FARMS NOT IN MULTIPLE UNITS, BY STATES: CENSUSES OF 1954 AND 1950

Item (For definitions and explanations, see text)	Multiple-unit area, total	Alabama	Arkansas (selected counties)	Florida (selected counties)	Georgia	Kentucky (selected counties)	Louisiana
All farms..... number 1954...	1,761,852	176,956	91,939	22,180	165,523	169,270	111,127
.....	1950...	2,020,094	211,512	115,841	25,630	198,191	124,181
Cropper farms.....	1954...	268,744	17,236	750	27,688	12,969	12,440
.....	1950...	339,753	24,811	27,215	1,295	16,177	15,927
Land in farms.....	1954...	199,034,349	20,810,492	10,955,590	4,058,666	24,018,773	16,656,689
.....	1950...	205,724,785	20,888,784	11,305,241	3,890,533	25,751,055	17,870,962
Cropland harvested.....	1954...	54,509,252	4,812,086	4,565,426	865,866	6,117,379	4,411,509
.....	1949...	60,243,623	5,729,421	4,615,727	882,844	7,098,147	4,881,058
Proportion of all land in farms.....	1954...	27.4	23.1	41.7	21.3	25.5	26.5
.....	1950...	29.3	27.4	40.8	22.7	27.6	28.1
Corn harvested for grain.....	1954...	1,120,229	129,701	37,051	12,805	111,949	114,559
.....	1949...	1,440,924	169,251	63,066	16,123	153,220	138,521
acres 1954...	15,155,399	2,076,074	466,481	288,597	2,113,495	1,792,291	557,446
acres 1949...	18,034,048	2,299,479	785,152	291,915	2,527,071	2,054,859	690,809
bushels 1954...	276,172,851	26,033,362	5,558,755	4,854,977	25,250,821	55,371,886	10,793,110
bushels 1949...	403,433,891	40,972,309	15,343,508	3,449,652	37,837,343	68,510,276	13,030,057
Cotton harvested.....	1954...	768,271	106,592	63,220	5,528	78,946	862
.....	1949...	992,797	145,484	87,858	5,610	110,355	1,098
acres 1954...	11,983,844	1,153,514	1,614,498	33,410	1,000,751	9,544	64,097
acres 1949...	17,898,033	1,850,846	2,365,196	43,054	1,556,505	14,798	672,012
bales 1954...	7,884,607	707,152	1,252,312	24,341	598,492	11,240	519,613
bales 1949...	9,572,210	824,290	1,518,320	17,429	609,967	12,887	607,186
Tobacco harvested.....	1954...	(NA)	203	...	5,237	28,405	(NA)
.....	1949...	(NA)	135	...	5,708	31,185	(NA)
acres 1954...	1,389,546	580	...	23,147	102,035	275,038	239
acres 1949...	1,343,077	395	...	21,291	91,430	321,734	346
pounds 1954...	1,710,737,753	484,314	...	28,428,109	107,656,460	408,542,499	184,358
pounds 1949...	1,539,239,384	355,574	...	21,721,251	102,504,527	402,395,184	256,794
Rice harvested ¹	1954...	10,321	(NA)	3,562	(NA)	(NA)	(NA)
.....	1949...	9,955	(NA)	2,938	(NA)	(NA)	(NA)
acres 1954...	2,012,188	(NA)	664,486	(NA)	(NA)	(NA)	(NA)
acres 1949...	1,491,133	(NA)	410,832	(NA)	(NA)	(NA)	(NA)
bushels 1954...	116,379,817	(NA)	39,759,942	(NA)	(NA)	(NA)	(NA)
bushels 1949...	66,868,146	(NA)	19,879,314	(NA)	(NA)	(NA)	(NA)
Peanuts harvested for picking or threshing.....	1954...	107,212	23,145	1,486	4,004	27,801	5
.....	1949...	160,224	37,302	3,397	4,841	47,454	35
acres 1954...	1,046,913	193,454	2,117	46,137	410,774	8	1,953
acres 1949...	1,726,797	342,006	3,267	58,017	769,691	4	2,535
pounds 1954...	806,351,349	101,154,269	422,657	35,614,743	244,786,425	7,477	425,963
pounds 1949...	1,462,443,386	279,809,580	1,025,348	45,885,817	583,512,881	1,774	752,159
Horses and mules.....	1954...	878,522	90,407	34,870	10,221	82,206	91,368
.....	1950...	1,282,277	143,527	65,871	16,205	129,327	131,904
number 1954...	1,737,268	165,375	75,952	15,655	142,851	192,327	144,907
number 1950...	2,952,993	287,928	176,747	27,147	253,982	332,326	233,288
Multiple-unit operations..... number 1954...	131,877	9,720	6,525	621	14,912	11,372	4,485
.....	1950...	146,436	12,660	7,430	793	19,227	5,244
Subunits in multiple-unit operations.....	1954...	403,186	27,269	28,676	1,399	41,281	26,591
.....	1950...	466,463	35,487	34,892	1,784	55,261	29,348
Home farms.....	1954...	126,741	9,510	6,199	587	14,422	11,152
.....	1950...	137,060	11,944	6,617	773	17,877	12,256
Proportion of multiple units with a home farm.....	1954...	96.1	97.8	95.0	94.5	98.1	97.0
.....	1950...	93.6	94.3	91.7	97.5	93.0	93.8
Cropper farms.....	1954...	276,445	17,759	22,477	812	26,859	15,439
.....	1950...	329,403	23,543	28,075	1,011	37,384	17,092
Land owned by landlord ²	1954...	38,252,444	3,810,079	2,365,740	309,432	6,510,361	2,427,530
.....	1950...	42,497,614	4,548,286	2,510,628	345,788	7,664,091	2,641,496
Proportion of all land in the landlord-tenant operation.....	1954...	79.7	79.1	65.2	89.6	84.6	89.9
.....	1950...	80.7	81.2	65.9	91.5	85.7	87.0
Land rented from others by landlord ²	1954...	9,734,998	1,007,044	1,262,342	36,075	1,184,116	273,177
.....	1950...	9,889,916	1,051,045	1,191,800	32,225	1,281,698	303,449
Land in multiple-unit operations.....	1954...	44,300,286	4,317,469	3,183,143	324,607	7,213,079	2,559,535
.....	1950...	46,836,941	4,803,052	3,092,436	350,526	8,146,765	2,768,523
Home farms.....	1954...	37,181,363	3,715,869	2,673,888	286,074	6,031,604	2,255,116
.....	1950...	37,119,218	3,935,038	2,510,262	296,035	6,253,902	2,363,739
Proportion of all land in multiple-unit operations.....	1954...	83.9	86.1	84.0	88.1	83.6	88.5
.....	1950...	79.3	81.9	81.2	84.5	76.8	85.1
Cropper farms.....	1954...	7,118,923	601,600	509,255	38,533	1,181,475	304,419
.....	1950...	9,717,723	868,014	582,174	54,491	1,892,863	404,784
Cropland harvested.....	1954...	14,903,239	1,073,611	1,761,419	93,613	2,064,281	756,474
.....	1949...	16,250,256	1,285,188	1,634,600	90,644	2,560,483	839,734
Proportion of all land in multiple-unit operations.....	1954...	33.6	24.9	55.3	28.8	28.6	29.6
.....	1950...	34.7	26.8	52.9	25.9	31.4	30.3
Corn harvested for grain.....	1954...	118,009	9,331	4,500	542	14,016	9,788
.....	1949...	133,644	12,004	5,494	689	18,291	10,900
subunits reporting 1954...	252,634	20,592	9,523	800	30,191	14,816	8,378
subunits reporting 1949...	313,661	27,465	12,588	1,092	43,204	16,951	11,154
acres 1954...	3,739,539	419,412	142,079	26,946	703,453	262,409	113,176
acres 1949...	4,379,623	453,976	196,046	29,457	886,963	300,605	128,960
bushels 1954...	66,545,737	5,221,828	2,113,392	431,072	8,311,898	8,659,936	2,350,112
bushels 1949...	98,769,568	8,123,895	4,033,904	340,223	12,800,533	11,186,544	2,688,436
Cotton harvested.....	1954...	87,410	9,037	6,298	270	12,791	135
.....	1949...	102,110	11,551	7,157	262	15,932	138
subunits reporting 1954...	241,954	20,764	26,549	389	27,006	366	14,293
subunits reporting 1949...	301,676	26,931	32,074	385	36,310	407	17,074
acres 1954...	4,127,689	302,341	755,914	2,630	407,616	5,600	246,471
acres 1949...	5,772,941	440,728	971,295	3,502	605,126	8,445	329,916
bales 1954...	3,055,985	185,316	652,803	1,943	251,544	6,690	201,805
bales 1949...	3,477,049	217,489	708,135	1,517	254,788	7,509	240,436

See footnotes at end of table.

MULTIPLE-UNIT OPERATIONS

Summary Table 3.—ALL FARMS, MULTIPLE-UNIT OPERATIONS, LANDLORD-TENANT OPERATIONS CONTAINING MULTIPLE UNITS, AND FARMS NOT IN MULTIPLE UNITS, BY STATES: CENSUSES OF 1954 AND 1950—Continued

Item (For definitions and explanations, see text)	Multiple-unit area, total	Alabama	Arkansas (selected counties)	Florida (selected counties)	Georgia	Kentucky (selected counties)	Louisiana
Multiple-unit operations—Continued							
Tobacco harvested.....units reporting 1954...	56,649	22	...	396	4,885	10,788	(NA)
1949...	54,185	17	...	368	5,156	11,683	(NA)
subunits reporting 1954...	114,223	32	...	599	8,744	18,378	(NA)
1949...	110,121	20	...	505	9,298	19,247	(NA)
acres 1954...	440,106	112	...	3,229	31,786	51,389	(NA)
1949...	404,671	80	...	2,184	27,470	59,595	(NA)
pounds 1954...	544,253,018	118,050	...	3,925,689	34,006,015	78,081,631	(NA)
1949...	478,033,396	71,987	...	2,396,601	32,178,082	77,969,847	(NA)
Rice harvested ¹units reporting 1954...	931	(NA)	608	(NA)	(NA)	(NA)	188
1949...	528	(NA)	289	(NA)	(NA)	(NA)	219
subunits reporting 1954...	1,175	(NA)	776	(NA)	(NA)	(NA)	238
1949...	711	(NA)	409	(NA)	(NA)	(NA)	277
acres 1954...	229,751	(NA)	157,780	(NA)	(NA)	(NA)	28,731
1949...	102,088	(NA)	65,185	(NA)	(NA)	(NA)	27,505
bushels 1954...	13,465,980	(NA)	9,149,931	(NA)	(NA)	(NA)	1,673,024
1949...	4,854,653	(NA)	3,121,668	(NA)	(NA)	(NA)	1,263,838
Peanuts harvested for picking or threshing.....units reporting 1954...	12,577	2,189	38	169	4,802	1	44
1949...	17,283	3,247	30	283	7,841	(NA)	62
subunits reporting 1954...	27,130	4,178	45	247	10,022	1	52
1949...	40,626	6,697	30	437	18,436	(NA)	76
acres 1954...	334,429	54,037	80	3,824	171,105	1	51
1949...	587,117	102,503	41	7,246	333,289	(NA)	127
pounds 1954...	271,682,188	28,795,663	25,260	2,800,785	105,444,745	1,000	13,183
1949...	493,378,239	84,096,737	14,630	5,229,413	258,168,643	(NA)	27,602
Horses and mules.....units reporting 1954...	102,481	7,327	3,380	422	12,117	8,851	3,614
1949...	124,860	10,688	5,504	639	17,613	10,632	4,473
number 1954...	353,514	24,755	14,581	908	40,897	25,353	16,930
1950...	544,013	41,550	33,705	1,764	72,121	39,102	28,018
Landlord-tenant operations containing multiple units:							
All subunits including home farm.....number 1954...	478,199	36,733	34,765	1,778	48,543	29,750	21,474
1950...	576,820	50,058	46,954	2,277	65,646	33,411	27,967
Land in all subunits including home farm.....acres 1954...	47,987,442	4,817,123	3,628,082	345,507	7,694,477	2,700,707	2,259,090
1950...	52,680,301	5,599,331	3,816,347	378,013	8,945,789	2,944,945	2,533,834
Subunits not included in multiple units.....operators reporting 1954...	32,322	3,166	1,764	138	3,664	2,089	1,414
1950...	42,946	4,603	2,665	203	5,212	2,719	1,971
number 1954...	75,013	9,464	6,089	379	7,262	3,159	4,440
1950...	107,550	14,571	11,056	493	10,385	4,063	6,849
Share tenants.....operators reporting 1954...	23,957	2,042	1,430	71	2,233	1,759	1,044
1950...	27,176	2,788	1,947	85	2,913	1,382	1,512
number 1954...	51,214	4,385	5,040	100	3,796	2,598	3,044
1950...	61,776	6,290	6,412	119	5,012	1,908	5,033
Other tenants, not croppers nor share tenants.....number 1954...	23,799	5,079	1,049	379	3,466	561	1,396
1950...	45,774	8,281	4,644	274	5,373	2,155	1,816
Land in subunits not included in multiple units.....acres 1954...	3,687,156	499,654	444,939	20,900	481,398	141,172	178,421
1950...	5,574,621	796,279	623,963	27,487	799,024	176,422	244,630
Farms not in multiple units³.....number 1954...							
1950...	1,358,666	149,687	63,263	20,781	124,242	142,679	94,093
1950...	1,539,724	176,025	80,949	23,846	142,930	158,984	103,063
Cropper farms ⁴number 1954...	-7,701	-523	-148	-62	829	-2,470	-244
1950...	10,082	1,268	-860	284	3,810	-944	-271
Land in farms.....acres 1954...	154,734,063	16,493,023	7,772,447	3,734,059	16,805,694	14,097,154	9,360,674
1950...	156,797,266	16,085,732	8,212,805	3,540,007	17,604,290	14,975,855	8,913,074
Cropland harvested.....acres 1954...	39,606,013	3,738,475	2,804,007	772,253	4,053,098	3,655,035	2,369,989
1949...	43,685,081	4,444,233	2,981,127	792,200	4,537,664	4,025,809	2,462,095
Proportion of land in farms.....percent 1954...	25.6	22.7	36.1	20.7	24.1	25.3	25.3
1950...	27.9	27.6	36.3	22.4	25.8	26.9	27.6
Corn harvested for grain.....farms reporting 1954...	867,595	109,109	27,528	12,005	81,758	99,743	46,371
1949...	1,121,226	141,786	50,478	15,031	110,016	119,943	59,107
acres 1954...	11,415,860	1,656,662	324,402	261,651	1,410,042	1,529,882	444,270
1949...	13,607,859	1,845,503	589,106	262,458	1,640,108	1,744,577	561,849
bushels 1954...	209,627,114	20,811,534	3,445,363	4,423,905	16,938,923	46,711,950	8,462,998
1949...	303,617,550	32,848,414	11,309,604	3,109,429	25,036,810	57,074,746	10,341,641
Cotton harvested.....farms reporting 1954...	526,317	85,828	36,671	5,139	51,940	496	37,055
1949...	689,131	118,553	55,784	5,225	74,045	691	47,023
acres 1954...	7,856,155	851,173	858,584	30,780	593,115	3,944	425,541
1949...	12,096,201	1,410,118	1,393,901	39,552	951,379	6,353	586,214
bales 1954...	4,828,622	521,836	599,509	22,398	346,948	4,550	337,807
1949...	6,079,177	606,801	810,185	15,912	355,179	5,378	366,750
Tobacco harvested.....farms reporting 1954...	(NA)	171	...	4,338	19,661	(NA)	(NA)
1949...	(NA)	115	...	5,203	21,887	(NA)	42
acres 1954...	949,440	468	...	19,918	70,249	223,649	239
1949...	937,129	315	...	19,107	63,960	261,236	346
pounds 1954...	1,166,484,735	366,264	...	24,502,420	73,650,445	330,460,868	184,358
1949...	1,059,472,980	283,587	...	19,324,650	70,326,445	323,092,634	256,794
Rice harvested ¹farms reporting 1954...	9,146	(NA)	2,786	(NA)	(NA)	(NA)	4,510
1949...	8,843	(NA)	2,529	(NA)	(NA)	(NA)	5,401
acres 1954...	1,782,437	(NA)	506,706	(NA)	(NA)	(NA)	636,876
1949...	1,242,402	(NA)	345,647	(NA)	(NA)	(NA)	535,004
bushels 1954...	102,913,837	(NA)	30,610,011	(NA)	(NA)	(NA)	34,628,976
1949...	55,443,203	(NA)	16,757,646	(NA)	(NA)	(NA)	22,337,305
Peanuts harvested for picking or threshing.....farms reporting 1954...	80,082	18,967	1,441	3,757	17,779	3	1,895
1949...	119,380	30,605	3,367	4,404	29,018	5	3,032
acres 1954...	712,484	139,417	2,037	42,313	239,669	7	1,902
1949...	1,137,056	239,503	3,226	50,771	416,402	4	2,408
pounds 1954...	534,669,161	72,358,706	397,397	32,813,958	139,341,680	6,477	412,780
1949...	967,079,213	195,712,843	1,010,718	40,656,404	325,344,238	1,774	724,557
Horses and mules.....number 1954...	1,383,754	140,620	61,371	14,747	101,954	166,974	127,977
1950...	2,386,448	246,378	143,042	25,383	181,861	290,760	205,270

See footnotes at end of table.

MULTIPLE-UNIT OPERATIONS

Summary Table 3.—ALL FARMS, MULTIPLE-UNIT OPERATIONS, LANDLORD-TENANT OPERATIONS CONTAINING MULTIPLE UNITS, AND FARMS NOT IN MULTIPLE UNITS, BY STATES: CENSUSES OF 1954 AND 1950—Continued

Item (For definitions and explanations, see text)	Mississippi	Missouri (selected counties)	North Carolina (selected counties)	South Carolina	Tennessee (selected counties)	Texas (selected counties)	Virginia (selected counties)
Multiple-unit operations—Continued							
Tobacco harvested.....units reporting 1954...	22,396	5,166	7,336	...	5,660
1949...	...	(NA)	20,424	5,268	6,939	...	4,330
subunits reporting 1954...	51,817	11,926	11,652	...	11,075
1949...	...	(NA)	49,701	12,110	10,620	...	8,620
acres 1954...	250,950	41,489	22,169	...	38,982
1949...	...	(NA)	224,033	38,324	22,695	...	30,290
pounds 1954...	307,628,769	45,024,363	29,447,039	...	46,021,462
1949...	...	(NA)	256,343,325	46,451,002	29,428,413	...	33,194,139
Rice harvested ¹units reporting 1954...	92	4	(NA)	(NA)	(NA)	39	(NA)
1949...	3	(NA)	(NA)	(NA)	(NA)	17	(NA)
subunits reporting 1954...	94	4	(NA)	(NA)	(NA)	63	(NA)
1949...	3	(NA)	(NA)	(NA)	(NA)	22	(NA)
acres 1954...	26,545	706	(NA)	(NA)	(NA)	15,989	(NA)
1949...	1,399	(NA)	(NA)	(NA)	(NA)	7,999	(NA)
bushels 1954...	1,627,072	49,875	(NA)	(NA)	(NA)	966,078	(NA)
1949...	73,500	(NA)	(NA)	(NA)	(NA)	395,647	(NA)
Peanuts harvested for picking or threshing.....units reporting 1954...	275	(NA)	3,922	267	19	196	655
1949...	365	(NA)	4,166	369	22	284	614
subunits reporting 1954...	393	(NA)	10,237	370	21	253	1,311
1949...	471	(NA)	12,078	582	24	380	1,415
acres 1954...	301	(NA)	77,052	3,020	65	5,822	19,071
1949...	449	(NA)	106,611	4,686	83	8,507	23,575
pounds 1954...	93,824	(NA)	103,284,157	1,913,223	44,007	2,215,155	27,051,186
1949...	162,271	(NA)	107,129,341	3,275,854	80,966	5,747,768	29,445,014
Horses and mules.....units reporting 1954...	14,178	278	22,658	9,990	11,306	2,617	5,743
1950...	17,991	1,044	22,461	12,346	12,967	3,782	4,720
number 1954...	65,007	737	71,256	31,590	36,407	9,680	15,413
1950...	104,656	3,951	86,882	44,812	53,296	19,004	15,152
Landlord-tenant operations containing multiple units:							
All subunits including home farm.....number 1954...	91,696	5,441	87,009	42,277	44,345	15,565	18,823
1950...	117,511	7,808	88,817	51,007	48,781	20,473	16,110
Land in all subunits including home farm.....acres 1954...	7,734,120	607,229	5,610,862	3,601,652	3,736,066	3,560,828	1,691,699
1950...	8,179,411	709,818	5,900,748	4,192,432	3,832,096	4,095,373	1,552,964
Subunits not included in multiple units.....operators reporting 1954...	4,691	308	6,352	3,459	2,862	1,243	1,172
1950...	6,758	419	6,916	4,262	3,992	1,944	1,282
number 1954...	12,987	1,038	12,006	8,171	5,276	2,709	2,033
1950...	20,255	1,375	14,129	9,646	8,008	4,447	2,273
Share tenants.....operators reporting 1954...	3,313	202	5,138	2,460	2,378	911	976
1950...	4,750	275	4,356	2,786	2,364	1,266	752
number 1954...	9,026	730	9,635	5,046	4,310	1,883	1,621
1950...	13,363	761	8,677	5,661	4,665	2,537	1,338
Other tenants, not croppers nor share tenants.....number 1954...	3,961	308	2,371	3,125	966	826	412
1950...	6,892	614	5,452	3,985	3,343	1,910	935
Land in subunits not included in multiple units.....acres 1954...	481,912	128,089	422,018	243,270	255,140	297,326	92,917
1950...	785,486	116,705	634,586	388,602	369,525	457,873	154,039
Farms not in multiple units².....number 1954...							
1950...	137,206	12,795	175,090	90,077	117,870	157,531	73,332
Cropper farms ⁴number 1954...	154,127	15,341	194,112	98,003	137,970	172,052	82,322
1950...	-1,499	320	-1,040	74	-1,996	25	-967
1950...	-2,775	621	4,726	916	924	1,518	868
Land in farms.....acres 1954...	13,450,204	1,539,408	12,020,893	7,710,966	10,318,410	34,323,123	7,108,008
1950...	13,316,845	1,520,355	12,949,599	8,074,963	11,108,791	32,750,281	7,744,669
Cropland harvested.....acres 1954...	2,838,304	1,070,382	3,698,728	2,226,644	2,815,262	8,242,182	1,321,650
1949...	3,224,931	989,407	3,890,135	2,570,580	3,345,902	8,955,652	1,465,346
Proportion of land in farms.....percent 1954...	21.1	69.5	30.8	28.9	27.3	24.0	18.6
1950...	24.2	65.1	30.0	31.8	30.2	27.3	18.9
Corn harvested for grain.....farms reporting 1954...	99,133	8,300	129,392	61,613	73,898	69,886	48,859
1949...	122,405	10,278	158,080	80,671	98,240	96,334	58,857
acres 1954...	1,020,557	211,450	1,219,424	643,100	1,027,739	1,308,626	358,055
1949...	1,303,076	238,320	1,345,598	896,266	1,251,325	1,502,796	426,877
bushels 1954...	16,582,830	4,412,915	27,147,340	6,460,307	19,644,938	22,707,768	11,876,343
1949...	24,520,951	6,663,198	37,613,940	15,915,845	33,922,383	29,613,295	15,645,299
Cotton harvested.....farms reporting 1954...	9,430	51,248	51,248	37,066	69,923	3,264	3,264
1949...	104,354	10,171	70,093	62,404	46,758	89,028	5,002
acres 1954...	861,814	289,216	339,824	493,640	390,866	2,705,718	11,940
1949...	1,222,182	390,526	551,777	743,026	605,825	4,171,746	23,602
bales 1954...	634,549	271,687	235,449	298,823	298,957	1,256,661	7,848
1949...	526,064	306,527	296,637	319,066	400,386	2,055,856	14,436
Tobacco harvested.....farms reporting 1954...	92,829	22,611	(NA)	...	(NA)
1949...	96,906	21,766	(NA)	...	30,451
acres 1954...	415,756	79,332	59,552	...	80,277
1949...	377,400	67,478	66,003	...	81,276
pounds 1954...	484,445,546	81,775,727	79,299,179	...	91,799,928
1949...	...	6,506	400,582,463	78,629,026	79,031,464	...	87,939,411
Rice harvested ¹farms reporting 1954...	162	37	(NA)	(NA)	(NA)	1,651	(NA)
1949...	(NA)	(NA)	(NA)	(NA)	(NA)	913	(NA)
acres 1954...	47,059	4,936	(NA)	(NA)	(NA)	586,860	(NA)
1949...	(NA)	(NA)	(NA)	(NA)	(NA)	361,751	(NA)
bushels 1954...	2,684,107	294,120	(NA)	(NA)	(NA)	34,696,623	(NA)
1949...	(NA)	(NA)	(NA)	(NA)	(NA)	16,348,252	(NA)
Peanuts harvested for picking or threshing.....farms reporting 1954...	6,806	5	14,268	2,894	410	6,110	5,716
1949...	11,748	13	14,085	4,265	1,349	10,508	6,981
acres 1954...	4,645	4	89,269	6,969	597	105,067	80,588
1949...	6,637	10	111,703	14,369	2,656	180,709	108,658
pounds 1954...	1,312,442	764	120,444,669	3,581,423	426,238	41,337,395	122,235,232
1949...	2,348,084	2,710	122,471,002	8,958,110	2,053,816	115,014,037	152,780,920
Horses and mules.....number 1954...	177,803	5,731	154,781	84,693	130,150	149,801	67,152
1950...	288,838	20,810	249,496	125,531	243,877	259,411	105,791

NA Not available. ¹For 1950, the questionnaire used in enumerating farms carried a separate inquiry for rice in Arkansas, Louisiana, and Texas. All totals, except for multiple units, are restricted to those States. The questionnaire used in enumerating multiple units provided for enumeration of rice in other States. The totals for multiple units include data for 3 farms reporting rice in Mississippi. ²Land in managed landlord-tenant operations classified on basis of whether owned or rented by the employer. ³All data for farms not in multiple units were obtained by subtracting data for multiple units from those for all farms. See text for reliability of these data. ⁴See text for comparability of data because of revision of 1950 multiple-unit area.

Summary Table 4.—SPECIFIED AVERAGES FOR ALL FARMS, FOR MULTIPLE UNITS, FOR FARMS IN MULTIPLE UNITS, AND FOR FARMS NOT IN MULTIPLE UNITS, BY STATES: CENSUSES OF 1954 AND 1950

Item (For definitions and explanations, see text)	Multiple-unit area, total	Alabama	Arkansas (selected counties)	Florida (selected counties)	Georgia	Kentucky (selected counties)	Louisiana
AVERAGE PER FARM OR PER UNIT ¹							
All farms:							
Land in farms.....acres 1954...	113.0	117.6	119.2	183.0	145.1	98.4	103.0
..... 1950...	101.8	98.8	97.6	151.8	129.9	94.0	90.2
Cropland harvested.....acres 1954...	30.9	27.2	49.7	39.0	37.0	26.1	27.1
..... 1949...	29.8	27.1	39.8	34.4	35.8	25.7	25.4
Corn harvested for grain.....acres 1954...	13.5	16.0	12.6	22.5	18.9	15.6	10.2
..... 1949...	12.5	13.6	12.4	18.1	16.5	14.8	9.8
Cotton harvested.....acres 1954...	15.6	10.8	25.5	6.0	12.7	11.1	13.1
..... 1949...	18.0	12.7	26.9	7.7	14.1	13.5	14.3
Tobacco harvested.....acres 1954...	(NA)	2.9	...	4.4	3.6	(NA)	6.8
..... 1949...	(NA)	2.9	...	3.7	2.9	(NA)	8.2
Rice harvested.....acres 1954...	195.0	(NA)	186.5	(NA)	(NA)	(NA)	140.2
..... 1949...	149.8	(NA)	139.8	(NA)	(NA)	(NA)	99.1
Peanuts harvested for picking or threshing.....acres 1954...	9.8	8.4	1.4	11.5	14.8	0.2	1.0
..... 1949...	10.8	9.2	1.0	12.0	15.8	0.8	0.8
Horses and mules.....number 1954...	1.0	0.9	0.8	0.7	0.9	1.1	1.3
..... 1950...	1.5	1.4	1.5	1.1	1.3	1.7	1.9
Multiple-unit operations:							
Land in units.....acres 1954...	335.9	444.2	487.8	522.7	483.7	225.1	463.9
..... 1950...	319.8	379.4	416.2	442.0	423.7	220.8	436.5
Cropland harvested.....acres 1954...	113.0	110.5	269.9	150.7	138.4	66.5	142.8
..... 1949...	111.0	101.5	220.0	114.3	133.2	67.0	131.0
Corn harvested for grain.....acres 1954...	31.7	44.9	31.6	49.7	50.2	26.8	30.4
..... 1949...	32.8	37.8	35.7	42.8	48.5	27.6	29.8
Cotton harvested.....acres 1954...	47.2	33.5	120.0	9.7	31.9	41.5	58.7
..... 1949...	56.5	38.2	135.7	13.4	38.0	61.2	70.3
Tobacco harvested.....acres 1954...	7.8	5.1	...	8.2	6.5	4.8	(NA)
..... 1949...	7.5	4.7	...	5.9	5.3	5.1	(NA)
Rice harvested.....acres 1954...	246.8	(NA)	259.5	(NA)	(NA)	(NA)	152.8
..... 1949...	193.3	(NA)	225.6	(NA)	(NA)	(NA)	125.6
Peanuts harvested for picking or threshing.....acres 1954...	26.6	24.7	2.1	22.6	35.6	1.0	1.2
..... 1949...	34.0	31.6	1.4	25.6	42.5	(NA)	2.0
Horses and mules.....number 1954...	2.7	2.5	2.2	1.5	2.7	2.3	3.8
..... 1950...	3.7	3.3	4.5	2.2	3.8	3.1	5.3
Subunits in multiple-unit operations:							
Land in subunits.....acres 1954...	109.9	158.3	111.0	232.0	174.7	96.3	122.1
..... 1950...	100.4	135.3	88.6	196.5	147.4	94.3	108.4
Cropland harvested.....acres 1954...	37.0	39.4	61.4	66.9	50.0	28.4	37.6
..... 1949...	34.8	36.2	46.8	50.8	46.3	28.6	32.5
Corn harvested for grain.....acres 1954...	14.8	20.4	14.9	33.7	23.3	17.7	13.5
..... 1949...	14.0	16.5	15.6	27.0	20.5	17.7	11.6
Cotton harvested.....acres 1954...	17.1	14.6	28.5	6.8	15.1	15.3	17.2
..... 1949...	19.1	16.4	30.3	9.1	16.7	20.7	19.3
Tobacco harvested.....acres 1954...	3.9	3.5	...	5.4	3.6	2.8	(NA)
..... 1949...	3.7	4.0	...	4.3	3.0	3.1	(NA)
Rice harvested.....acres 1954...	195.5	(NA)	203.3	(NA)	(NA)	(NA)	120.7
..... 1949...	143.6	(NA)	159.4	(NA)	(NA)	(NA)	99.3
Peanuts harvested for picking or threshing.....acres 1954...	12.3	12.9	1.8	15.5	17.1	1.0	1.0
..... 1949...	14.6	15.3	1.4	16.6	18.1	(NA)	1.7
Horses and mules.....number 1954...	0.9	0.9	0.5	0.6	1.0	1.0	1.0
..... 1950...	1.2	1.2	1.0	1.0	1.3	1.3	1.3

See footnotes at end of table.

MULTIPLE-UNIT OPERATIONS

Summary Table 4.—SPECIFIED AVERAGES FOR ALL FARMS, FOR MULTIPLE UNITS, FOR FARMS IN MULTIPLE UNITS, AND FOR FARMS NOT IN MULTIPLE UNITS, BY STATES: CENSUSES OF 1954 AND 1950—Continued

Item (For definitions and explanations, see text)	Mississippi	Missouri (selected counties)	North Carolina (selected counties)	South Carolina	Tennessee (selected counties)	Texas (selected counties)	Virginia (selected counties)
AVERAGE PER FARM OR PER UNIT ¹							
All farms:							
Land in farms.....acres 1954...	95.9	117.4	68.8	89.1	87.9	220.6	96.6
1950...	82.4	97.0	67.8	85.2	81.5	193.2	94.3
Cropland harvested.....acres 1954...	25.6	85.5	21.4	27.3	25.6	54.7	18.4
1949...	24.4	66.6	20.9	28.4	25.6	52.7	18.1
Corn harvested for grain.....acres 1954...	10.6	28.2	9.8	10.9	14.2	19.1	7.5
1949...	10.6	25.6	9.0	11.4	13.1	15.7	7.4
Cotton harvested.....acres 1954...	12.5	31.4	6.8	10.6	11.4	39.8	3.7
1949...	14.5	37.3	8.0	12.8	13.6	47.2	4.8
Tobacco harvested.....acres 1954...	4.6	3.5	(NA)	...	(NA)
1949...	...	1.3	4.1	3.1	(NA)	...	2.9
Rice harvested.....acres 1954...	287.5	137.6	(NA)	(NA)	(NA)	351.7	(NA)
1949...	(NA)	(NA)	(NA)	(NA)	(NA)	386.7	(NA)
Peanuts harvested for picking or threshing.....acres 1954...	0.7	0.8	6.8	3.1	1.5	17.4	14.2
1949...	0.6	0.8	8.3	3.9	2.0	17.3	15.7
Horses and mules.....number 1954...	1.1	0.4	0.9	0.9	1.1	0.9	0.9
1950...	1.6	1.1	1.3	1.2	1.7	1.5	1.3
Multiple-unit operations:							
Land in units.....acres 1954...	402.0	334.1	196.5	290.3	232.0	641.2	238.6
1950...	353.7	299.0	208.5	276.9	219.2	594.2	254.8
Cropland harvested.....acres 1954...	149.2	278.8	62.6	100.8	79.8	210.8	49.7
1949...	139.3	232.3	68.3	101.1	78.1	196.3	51.6
Corn harvested for grain.....acres 1954...	31.4	56.6	24.0	26.7	27.7	41.0	14.9
1949...	34.6	52.7	25.1	30.1	27.1	35.2	17.0
Cotton harvested.....acres 1954...	62.0	93.7	14.5	29.6	32.3	99.1	7.3
1949...	77.4	101.9	19.9	36.3	36.9	121.9	10.6
Tobacco harvested.....acres 1954...	11.2	8.0	3.0	...	6.9
1949...	...	(NA)	11.0	7.3	3.3	...	7.0
Rice harvested.....acres 1954...	288.5	176.5	(NA)	(NA)	(NA)	410.0	(NA)
1949...	466.3	...	(NA)	(NA)	(NA)	470.5	(NA)
Peanuts harvested for picking or threshing.....acres 1954...	1.1	(NA)	19.6	11.3	3.4	29.7	29.1
1949...	1.2	(NA)	25.6	12.7	3.8	30.0	38.4
Horses and mules.....number 1954...	3.6	0.5	2.7	2.7	2.4	1.9	2.3
1950...	5.0	2.0	3.4	3.3	3.5	3.1	2.8
Subunits in multiple-unit operations:							
Land in subunits.....acres 1954...	92.1	108.8	69.2	98.5	89.1	253.9	95.2
1950...	76.0	92.1	70.5	92.0	84.9	227.0	100.4
Cropland harvested.....acres 1954...	34.2	90.8	22.0	34.2	30.6	83.4	19.8
1949...	29.9	71.5	23.1	33.6	30.3	75.0	20.3
Corn harvested for grain.....acres 1954...	11.3	44.7	10.7	12.0	15.2	23.1	8.1
1949...	10.6	36.4	10.2	12.3	14.7	19.8	8.6
Cotton harvested.....acres 1954...	15.6	33.1	7.0	12.9	13.3	47.9	4.2
1949...	17.9	35.2	8.4	14.7	15.4	55.2	5.2
Tobacco harvested.....acres 1954...	4.8	3.5	1.9	...	3.5
1949...	...	(NA)	4.5	3.2	2.1	...	3.5
Rice harvested.....acres 1954...	282.4	176.5	(NA)	(NA)	(NA)	253.8	(NA)
1949...	466.3	...	(NA)	(NA)	(NA)	363.6	(NA)
Peanuts harvested for picking or threshing.....acres 1954...	0.8	(NA)	7.5	8.2	3.1	23.0	14.5
1949...	1.0	(NA)	8.8	8.0	3.5	22.4	16.7
Horses and mules.....number 1954...	0.8	0.2	1.0	0.9	0.9	0.8	0.9
1950...	1.1	0.6	1.2	1.1	1.4	1.2	1.1

SUMMARY

Summary Table 4.—SPECIFIED AVERAGES FOR ALL FARMS, FOR MULTIPLE UNITS, FOR FARMS IN MULTIPLE UNITS, AND FOR FARMS NOT IN MULTIPLE UNITS, BY STATES: CENSUSES OF 1954 AND 1950—Continued

Item (For definitions and explanations, see text)	Multiple-unit area, total	Alabama	Arkansas (selected counties)	Florida (selected counties)	Georgia	Kentucky (selected counties)	Louisiana
AVERAGE PER FARM OR PER UNIT ¹ —Continued							
Farms not in multiple units:²							
Land in farms.....acres 1954...	113.9	110.2	122.9	179.7	135.3	98.8	99.5
1950...	101.8	91.4	101.5	148.5	123.2	94.2	86.5
Cropland harvested.....acres 1954...	29.2	25.0	44.3	37.2	32.6	25.6	25.2
1949...	28.4	25.2	36.8	33.2	31.7	25.3	23.9
Corn harvested for grain.....acres 1954...	13.2	15.2	11.8	21.8	17.2	15.3	9.6
1949...	12.1	13.0	11.7	17.5	14.9	14.5	9.5
Cotton harvested.....acres 1954...	14.9	9.9	23.4	6.0	11.4	8.0	11.5
1949...	17.6	11.9	25.0	7.6	12.8	9.2	12.5
Tobacco harvested.....acres 1954...	(NA)	2.7	...	4.3	3.6	(NA)	(NA)
1949...	(NA)	2.7	...	3.7	2.9	(NA)	8.2
Rice harvested.....acres 1954...	194.9	(NA)	181.9	(NA)	(NA)	(NA)	141.2
1949...	140.4	(NA)	136.7	(NA)	(NA)	(NA)	99.1
Peanuts harvested for picking or threshing.....acres 1954...	8.9	7.4	1.4	11.3	13.5	0.2	1.0
1949...	9.5	7.8	1.0	11.5	14.3	0.8	0.8
Horses and mules.....number 1954...	1.0	0.9	1.0	0.7	0.8	1.2	1.4
1950...	1.5	1.4	1.8	1.1	1.3	1.8	2.0
AVERAGE PRODUCTION PER ACRE							
All farms:							
Corn harvested for grain.....bushels 1954...	18.2	12.5	11.9	16.8	11.9	30.9	19.4
1949...	22.4	17.8	19.5	11.8	15.0	33.3	18.9
Cotton harvested.....bales 1954...	0.66	0.61	0.78	0.73	0.60	1.18	0.80
1949...	0.53	0.45	0.64	0.40	0.39	0.87	0.66
Tobacco harvested.....pounds 1954...	1,231	835	...	1,228	1,055	1,485	771
1949...	1,146	900	...	1,020	1,121	1,251	742
Rice harvested.....bushels 1954...	57.8	(NA)	59.8	(NA)	(NA)	(NA)	54.5
1949...	44.8	(NA)	48.4	(NA)	(NA)	(NA)	42.0
Peanuts harvested for picking or threshing.....pounds 1954...	770	523	200	772	596	935	218
1949...	847	818	314	791	778	444	297
Multiple-unit operations:							
Corn harvested for grain.....bushels 1954...	17.8	12.5	14.9	16.0	11.8	33.0	20.6
1949...	22.6	17.9	20.6	11.5	14.4	37.2	20.8
Cotton harvested.....bales 1954...	0.74	0.61	0.86	0.74	0.62	1.19	0.82
1949...	0.60	0.49	0.73	0.43	0.42	0.89	0.73
Tobacco harvested.....pounds 1954...	1,237	1,054	...	1,216	1,070	1,519	(NA)
1949...	1,181	900	...	1,097	1,171	1,308	(NA)
Rice harvested.....bushels 1954...	58.6	(NA)	58.0	(NA)	(NA)	(NA)	58.2
1949...	47.6	(NA)	47.9	(NA)	(NA)	(NA)	45.9
Peanuts harvested for picking or threshing.....pounds 1954...	812	533	316	732	616	1,000	258
1949...	840	820	357	722	775	(NA)	217
Farms not in multiple units:²							
Corn harvested for grain.....bushels 1954...	18.4	12.6	10.6	16.9	12.0	30.5	19.0
1949...	22.3	17.8	19.2	11.8	15.3	32.7	18.4
Cotton harvested.....bales 1954...	0.61	0.61	0.70	0.73	0.58	1.15	0.79
1949...	0.50	0.43	0.58	0.40	0.37	0.85	0.63
Tobacco harvested.....pounds 1954...	1,229	783	...	1,230	1,048	1,478	771
1949...	1,131	900	...	1,011	1,100	1,237	742
Rice harvested.....bushels 1954...	57.7	(NA)	60.4	(NA)	(NA)	(NA)	54.4
1949...	44.6	(NA)	48.5	(NA)	(NA)	(NA)	41.8
Peanuts harvested for picking or threshing.....pounds 1954...	750	519	195	776	581	925	217
1949...	851	817	313	801	781	444	301

NA Not available. ¹Averages for cropland harvested and horses and mules based on all farms or units; all other averages based on farms, units, or subunits reporting the item. ²The base figures for farms not in multiple units were obtained by subtracting data for multiple units from those for all farms. See text for reliability of these data.

MULTIPLE-UNIT OPERATIONS

Summary Table 4.—SPECIFIED AVERAGES FOR ALL FARMS, FOR MULTIPLE UNITS, FOR FARMS IN MULTIPLE UNITS, AND FOR FARMS NOT IN MULTIPLE UNITS, BY STATES: CENSUSES OF 1954 AND 1950—Continued

Item (For definitions and explanations, see text)	Mississippi	Missouri (selected counties)	North Carolina (selected counties)	South Carolina	Tennessee (selected counties)	Texas (selected counties)	Virginia (selected counties)
AVERAGE PER FARM OR PER UNIT ¹ —Continued							
Farms not in multiple units:²							
Land in farms.....acres 1954...	98.0	120.3	68.7	85.6	87.5	217.9	96.9
1950...	86.4	99.1	66.7	82.4	80.5	190.4	94.1
Cropland harvested.....acres 1954...	20.7	83.7	21.1	24.7	23.9	52.3	18.0
1949...	20.9	64.5	20.0	26.2	24.3	52.1	17.8
Corn harvested for grain.....acres 1954...	10.3	25.5	9.4	10.4	13.9	18.7	7.3
1949...	10.6	23.2	8.5	11.1	12.7	15.6	7.3
Cotton harvested.....acres 1954...	10.0	30.7	6.6	9.6	10.5	38.7	3.5
1949...	11.7	38.4	7.9	11.9	13.0	46.9	4.7
Tobacco harvested.....acres 1954...	4.5	3.5	(NA)	...	(NA)
1949...	...	1.3	3.9	3.1	(NA)	...	2.7
Rice harvested.....acres 1954...	290.5	133.4	(NA)	(NA)	(NA)	355.5	(NA)
1949...	(NA)	(NA)	(NA)	(NA)	(NA)	396.2	(NA)
Peanuts harvested for picking or threshing.....acres 1954...	0.7	0.8	6.3	2.4	1.5	17.2	14.1
1949...	0.6	0.8	7.9	3.4	2.0	17.2	15.6
Horses and mules.....number 1954...	1.3	0.4	0.9	0.9	1.1	1.0	0.4
1950...	1.9	1.4	1.3	1.3	1.8	1.5	1.3
AVERAGE PRODUCTION PER ACRE							
All farms:							
Corn harvested for grain.....bushels 1954...	16.4	22.0	22.5	10.0	19.1	17.4	32.7
1949...	19.3	28.8	28.5	18.3	27.6	19.8	36.5
Cotton harvested.....bales 1954...	0.79	0.96	0.70	0.60	0.80	0.45	0.66
1949...	0.54	0.80	0.56	0.45	0.70	0.49	0.63
Tobacco harvested.....pounds 1954...	1,188	1,049	1,331	...	1,156
1949...	...	813	1,092	1,182	1,223	...	1,086
Rice harvested.....bushels 1954...	58.6	61.0	(NA)	(NA)	(NA)	59.2	(NA)
1949...	...	(NA)	(NA)	(NA)	(NA)	45.2	(NA)
Peanuts harvested for picking or threshing.....pounds 1954...	284	191	1,345	550	710	393	1,498
1949...	354	271	1,052	642	779	640	1,378
Multiple-unit operations:							
Corn harvested for grain.....bushels 1954...	16.7	25.8	23.1	10.0	18.9	18.1	31.0
1949...	20.3	31.3	29.7	19.4	29.2	21.4	36.2
Cotton harvested.....bales 1954...	0.84	1.00	0.72	0.63	0.85	0.39	0.67
1949...	0.63	0.83	0.60	0.49	0.78	0.46	0.68
Tobacco harvested.....pounds 1954...	1,226	1,085	1,328	...	1,181
1949...	...	(NA)	1,144	1,212	1,297	...	1,096
Rice harvested.....bushels 1954...	61.3	70.6	(NA)	(NA)	(NA)	60.4	(NA)
1949...	52.5	(NA)	(NA)	(NA)	(NA)	49.5	(NA)
Peanuts harvested for picking or threshing.....pounds 1954...	312	(NA)	1,340	634	677	380	1,418
1949...	361	(NA)	1,005	699	975	676	1,249
Farms not in multiple units:²							
Corn harvested for grain.....bushels 1954...	16.2	20.9	22.3	10.0	19.1	17.4	33.2
1949...	18.8	28.0	28.0	17.8	27.1	19.7	36.7
Cotton harvested.....bales 1954...	0.74	0.94	0.69	0.59	0.76	0.46	0.66
1949...	0.43	0.78	0.54	0.43	0.66	0.49	0.61
Tobacco harvested.....pounds 1954...	...	(NA)	1,165	1,031	1,332	...	1,144
1949...	...	813	1,061	1,165	1,197	...	1,082
Rice harvested.....bushels 1954...	57.0	59.6	(NA)	(NA)	(NA)	59.1	(NA)
1949...	...	(NA)	(NA)	(NA)	(NA)	45.2	(NA)
Peanuts harvested for picking or threshing.....pounds 1954...	283	191	1,349	514	714	393	1,517
1949...	354	271	1,096	623	773	636	1,406

Summary Table 5.—PERCENTAGE OF ALL FARMS, MULTIPLE UNITS, FARMS IN MULTIPLE UNITS, AND FARMS NOT IN MULTIPLE UNITS, REPORTING SPECIFIED ITEMS, BY STATES: CENSUSES OF 1954 AND 1950 —Continued

Item (For definitions and explanations, see text)	Multiple-unit area, total	Alabama	Arkansas (selected counties)	Florida (selected counties)	Georgia	Kentucky (selected counties)	Louisiana
		Percent	Percent	Percent	Percent	Percent	Percent
All farms..... number 1954...	100.0	100.0	100.0	100.0	100.0	100.0	100.0
1950...	100.0	100.0	100.0	100.0	100.0	100.0	100.0
Corn harvested for grain.....farms reporting 1954...	63.6	73.3	40.3	57.7	67.6	67.7	49.3
1949...	71.3	80.0	54.4	62.9	77.3	72.8	56.6
Cotton harvested.....farms reporting 1954...	43.6	60.2	68.8	24.9	47.7	0.5	46.2
1949...	49.1	68.8	75.8	21.9	55.7	0.6	51.6
Tobacco harvested.....farms reporting 1954...	(NA)	0.1	...	23.6	17.2	(NA)	(Z)
1949...	(NA)	0.1	...	22.3	15.7	(NA)	(Z)
Rice harvested.....farms reporting 1954...	0.6	(NA)	3.9	(NA)	(NA)	(NA)	4.3
1949...	0.5	(NA)	2.5	(NA)	(NA)	(NA)	4.6
Peanuts harvested for picking or threshing.....farms reporting 1954...	6.1	13.1	1.6	18.1	16.8	(Z)	1.8
1949...	7.9	17.6	2.9	18.9	23.9	(Z)	2.5
Horses and mules.....farms reporting 1954...	49.9	51.1	37.9	46.1	49.7	54.0	57.1
1950...	63.5	67.9	56.9	63.2	65.3	69.4	69.4
Multiple-unit operations..... number 1954...	100.0	100.0	100.0	100.0	100.0	100.0	100.0
1950...	100.0	100.0	100.0	100.0	100.0	100.0	100.0
Corn harvested for grain.....units reporting 1954...	89.5	96.0	69.0	87.3	94.0	86.1	82.9
1949...	91.3	94.8	73.9	86.9	95.1	86.9	82.5
Cotton harvested.....units reporting 1954...	66.3	93.0	96.5	43.5	85.8	1.2	93.6
1949...	69.7	91.2	96.3	33.0	82.9	1.1	89.5
Tobacco harvested.....units reporting 1954...	43.0	0.2	...	63.8	32.8	94.9	(NA)
1949...	37.0	0.1	...	46.4	26.8	93.2	(NA)
Rice harvested.....units reporting 1954...	0.7	(NA)	9.3	(NA)	(NA)	(NA)	4.2
1949...	0.4	(NA)	3.9	(NA)	(NA)	(NA)	4.2
Peanuts harvested for picking or threshing.....units reporting 1954...	9.5	22.5	0.6	27.2	32.2	(Z)	1.0
1949...	11.8	25.6	0.4	35.7	40.8	(NA)	1.2
Horses and mules.....units reporting 1954...	77.7	75.4	51.8	68.0	81.3	77.8	80.6
1950...	85.3	84.4	74.1	80.6	91.6	84.8	85.3
Subunits in multiple-unit operations..... number 1954...	100.0	100.0	100.0	100.0	100.0	100.0	100.0
1950...	100.0	100.0	100.0	100.0	100.0	100.0	100.0
Corn harvested for grain.....subunits reporting 1954...	62.7	75.5	32.2	57.2	73.1	55.7	49.2
1949...	67.2	77.4	36.1	61.2	78.2	57.8	52.8
Cotton harvested.....subunits reporting 1954...	60.0	76.1	92.6	27.8	65.4	1.4	83.9
1949...	64.7	75.9	92.0	21.6	65.7	1.4	80.9
Tobacco harvested.....subunits reporting 1954...	28.3	0.1	...	42.8	21.2	69.1	(NA)
1949...	23.6	0.1	...	28.3	16.8	65.6	(NA)
Rice harvested.....subunits reporting 1954...	0.3	(NA)	2.7	(NA)	(NA)	(NA)	1.4
1949...	0.2	(NA)	1.2	(NA)	(NA)	(NA)	1.3
Peanuts harvested for picking or threshing.....subunits reporting 1954...	6.7	15.3	0.2	17.7	24.3	(Z)	0.3
1949...	8.7	18.9	0.1	24.5	33.4	(NA)	0.4
Farms not in multiple units¹..... number 1954...	100.0	100.0	100.0	100.0	100.0	100.0	100.0
1950...	100.0	100.0	100.0	100.0	100.0	100.0	100.0
Corn harvested for grain.....farms reporting 1954...	63.9	72.9	43.5	57.8	65.8	69.9	49.3
1949...	72.8	80.5	62.4	63.0	77.0	75.4	57.4
Cotton harvested.....farms reporting 1954...	38.7	57.3	58.0	24.7	41.8	0.3	39.4
1949...	44.8	67.4	68.9	21.9	51.8	0.4	45.6
Tobacco harvested.....farms reporting 1954...	(NA)	0.1	...	22.3	15.8	(NA)	(NA)
1949...	(NA)	0.1	...	21.8	15.3	(NA)	(Z)
Rice harvested.....farms reporting 1954...	0.7	(NA)	4.4	(NA)	(NA)	(NA)	4.8
1949...	0.6	(NA)	3.1	(NA)	(NA)	(NA)	5.2
Peanuts harvested for picking or threshing.....farms reporting 1954...	5.9	12.7	2.3	18.1	14.3	(Z)	2.0
1949...	7.8	17.4	4.2	18.5	20.3	(Z)	2.9

NA Not available. Z Less than 0.05.

¹The base figures for farms not in multiple units were obtained by subtracting data for multiple units from those for all farms. See text for reliability of these data.

MULTIPLE-UNIT OPERATIONS

Summary Table 5.—PERCENTAGE OF ALL FARMS, MULTIPLE UNITS, FARMS IN MULTIPLE UNITS, AND FARMS NOT IN MULTIPLE UNITS, REPORTING SPECIFIED ITEMS, BY STATES: CENSUSES OF 1954 AND 1950—Continued

Item (For definitions and explanations, see text)	Mississippi	Missouri (selected counties)	North Carolina (selected counties)	South Carolina	Tennessee (selected counties)	Texas (selected counties)	Virginia (selected counties)
	Percent	Percent	Percent	Percent	Percent	Percent	Percent
All farmsnumber 1954...	100.0	100.0	100.0	100.0	100.0	100.0	100.0
.....1950...	100.0	100.0	100.0	100.0	100.0	100.0	100.0
Corn harvested for grain.....farms reporting 1954...	67.0	56.2	73.9	68.4	62.3	45.2	67.0
.....1949...	73.5	57.8	81.2	81.1	69.8	54.7	71.2
Cotton harvested.....farms reporting 1954...	72.4	78.1	30.9	61.3	35.1	46.5	4.9
.....1949...	75.9	72.0	39.2	67.0	36.2	52.0	6.3
Tobacco harvested.....farms reporting 1954...	57.8	27.8	(NA)	...	(NA)
.....1949...	...	(Z)	54.5	24.3	(NA)	...	39.9
Rice harvested.....farms reporting 1954...	0.1	0.2	(NA)	(NA)	(NA)	1.0	(NA)
.....1949...	(NA)	(NA)	(NA)	(NA)	(NA)	0.7	(NA)
Peanuts harvested for picking or threshing.....farms reporting 1954...	3.3	(Z)	9.8	2.6	0.3	3.7	7.8
.....1949...	4.9	0.1	9.7	3.5	0.8	5.6	8.6
Horses and mules.....farms reporting 1954...	48.8	18.5	53.9	55.0	49.1	41.0	52.7
.....1950...	58.8	43.9	66.1	65.6	63.3	54.6	63.7
Multiple-unit operationsnumber 1954...	100.0	100.0	100.0	100.0	100.0	100.0	100.0
.....1950...	100.0	100.0	100.0	100.0	100.0	100.0	100.0
Corn harvested for grain.....units reporting 1954...	90.6	75.7	94.1	90.8	87.2	78.7	93.3
.....1949...	91.4	80.3	96.8	96.0	90.5	78.8	94.1
Cotton harvested.....units reporting 1954...	97.1	98.7	47.6	92.2	49.2	88.6	9.1
.....1949...	95.6	95.9	58.4	91.2	47.9	87.2	11.1
Tobacco harvested.....units reporting 1954...	84.8	44.7	48.9	...	84.5
.....1949...	...	(NA)	80.9	38.3	45.5	...	81.5
Rice harvested.....units reporting 1954...	0.5	0.3	(NA)	(NA)	(NA)	0.8	(NA)
.....1949...	(Z)	(NA)	(NA)	(NA)	(NA)	0.3	(NA)
Peanuts harvested for picking or threshing.....units reporting 1954...	1.5	(NA)	14.9	2.3	0.1	3.9	9.8
.....1949...	1.7	(NA)	16.5	2.7	0.1	4.6	11.6
Horses and mules.....units reporting 1954...	78.6	19.4	85.8	86.4	75.4	51.4	85.7
.....1950...	86.1	52.7	88.9	89.9	85.1	61.8	88.8
Subunits in multiple-unit operationsnumber 1954...	100.0	100.0	100.0	100.0	100.0	100.0	100.0
.....1950...	100.0	100.0	100.0	100.0	100.0	100.0	100.0
Corn harvested for grain.....subunits reporting 1954...	57.8	31.2	74.1	68.5	61.3	55.2	68.6
.....1949...	64.1	35.8	80.7	78.3	64.7	53.5	73.2
Cotton harvested.....subunits reporting 1954...	88.6	90.9	34.7	71.6	46.0	72.5	6.3
.....1949...	88.8	85.5	47.2	74.8	42.9	73.6	8.6
Tobacco harvested.....subunits reporting 1954...	...	(NA)	69.1	35.0	29.8	...	66.0
.....1949...	...	(NA)	66.5	29.3	27.7	...	63.2
Rice harvested.....subunits reporting 1954...	0.1	0.1	(NA)	(NA)	(NA)	0.5	(NA)
.....1949...	(Z)	(NA)	(NA)	(NA)	(NA)	0.1	(NA)
Peanuts harvested for picking or threshing.....subunits reporting 1954...	0.5	(NA)	13.6	1.1	0.1	2.0	7.8
.....1949...	0.5	(NA)	16.2	1.4	0.6	2.4	10.2
Farms not in multiple units ¹number 1954...	100.0	100.0	100.0	100.0	100.0	100.0	100.0
.....1950...	100.0	100.0	100.0	100.0	100.0	100.0	100.0
Corn harvested for grain.....farms reporting 1954...	72.3	64.9	73.9	68.4	62.7	44.4	66.6
.....1949...	78.8	67.0	81.4	82.3	71.2	56.0	71.5
Cotton harvested.....farms reporting 1954...	63.0	73.7	29.3	57.3	31.4	44.4	4.6
.....1949...	67.7	66.3	36.1	63.7	33.9	51.7	6.1
Tobacco harvested.....farms reporting 1954...	53.0	25.1	(NA)	...	(NA)
.....1949...	...	(Z)	49.9	22.2	(NA)	...	37.0
Rice harvested.....farms reporting 1954...	0.1	0.3	(NA)	(NA)	(NA)	1.0	(NA)
.....1949...	(NA)	(NA)	(NA)	(NA)	(NA)	0.5	(NA)
Peanuts harvested for picking or threshing.....farms reporting 1954...	5.0	(Z)	8.1	3.2	0.3	3.9	7.8
.....1949...	7.6	...	7.3	4.4	1.0	6.1	8.5

Summary Table 6.—PERCENTAGE OF CROPLAND HARVESTED REPRESENTED BY SPECIFIED CROPS, FOR ALL FARMS, FOR MULTIPLE UNITS, AND FOR FARMS NOT IN MULTIPLE UNITS, BY STATES: CENSUSES OF 1954 AND 1950

Item (For definitions and explanations, see text)	Multiple-unit area, total	Alabama	Arkansas (selected counties)	Florida (selected counties)	Georgia	Kentucky (selected counties)	Louisiana
		Percent	Percent	Percent	Percent	Percent	Percent
All farms:							
Cropland harvested.....acres	1954... 100.0	100.0	100.0	100.0	100.0	100.0	100.0
	1949... 100.0	100.0	100.0	100.0	100.0	100.0	100.0
Corn harvested for grain.....acres	1954... 27.8	43.1	10.2	33.3	34.5	40.6	18.5
	1949... 29.9	40.1	17.0	33.1	35.6	42.1	21.9
Cotton harvested.....acres	1954... 22.0	24.0	35.4	3.9	16.4	0.2	22.3
	1949... 29.7	32.3	51.2	4.9	21.9	0.3	29.1
Tobacco harvested.....acres	1954... 2.5	(Z)	...	2.7	1.7	6.2	(Z)
	1949... 2.2	(Z)	...	2.4	1.3	6.6	(Z)
Rice harvested.....acres	1954... 3.7	(NA)	14.6	(NA)	(NA)	(NA)	22.1
	1949... 2.2	(NA)	8.9	(NA)	(NA)	(NA)	17.9
Peanuts harvested for picking or threshing.....acres	1954... 1.9	4.0	0.1	5.3	6.7	(Z)	0.1
	1949... 2.9	6.0	0.1	6.6	10.6	(Z)	0.1
Multiple-unit operations:							
Cropland harvested.....acres	1954... 100.0	100.0	100.0	100.0	100.0	100.0	100.0
	1949... 100.0	100.0	100.0	100.0	100.0	100.0	100.0
Corn harvested for grain.....acres	1954... 25.1	39.1	8.1	28.8	34.1	34.7	17.7
	1949... 27.0	35.3	12.0	32.5	34.6	35.8	18.8
Cotton harvested.....acres	1954... 27.7	28.2	42.9	2.8	19.7	0.7	38.5
	1949... 35.5	34.3	59.4	3.9	23.6	1.0	48.0
Tobacco harvested.....acres	1954... 3.0	(Z)	...	3.4	1.5	6.8	(NA)
	1949... 2.5	(Z)	...	2.4	1.1	7.1	(NA)
Rice harvested.....acres	1954... 1.5	(NA)	9.0	(NA)	(NA)	(NA)	4.5
	1949... 0.6	(NA)	4.0	(NA)	(NA)	(NA)	4.0
Peanuts harvested for picking or threshing.....acres	1954... 2.2	5.0	(Z)	4.1	8.3	(Z)	(Z)
	1949... 3.6	8.0	(Z)	8.0	13.0	(NA)	(Z)
Farms not in multiple-unit operations:¹							
Cropland harvested.....acres	1954... 100.0	100.0	100.0	100.0	100.0	100.0	100.0
	1949... 100.0	100.0	100.0	100.0	100.0	100.0	100.0
Corn harvested for grain.....acres	1954... 28.8	44.3	11.6	33.9	34.8	41.9	18.7
	1949... 31.1	41.5	19.9	33.1	36.1	43.3	22.6
Cotton harvested.....acres	1954... 19.8	22.8	30.6	4.0	14.6	0.1	18.0
	1949... 27.7	31.7	46.8	5.0	21.0	0.2	23.8
Tobacco harvested.....acres	1954... 2.4	(Z)	...	2.6	1.7	6.1	(Z)
	1949... 2.1	(Z)	...	2.4	1.4	6.5	(Z)
Rice harvested.....acres	1954... 4.5	(NA)	18.1	(NA)	(NA)	(NA)	26.9
	1949... 2.8	(NA)	11.6	(NA)	(NA)	(NA)	21.7
Peanuts harvested for picking or threshing.....acres	1954... 1.8	3.7	0.1	5.5	5.9	(Z)	0.1
	1949... 2.6	5.4	0.1	6.4	9.2	(Z)	0.1

Item (For definitions and explanations, see text)	Mississippi	Missouri (selected counties)	North Carolina (selected counties)	South Carolina	Tennessee (selected counties)	Texas (selected counties)	Virginia (selected counties)
		Percent	Percent	Percent	Percent	Percent	Percent
All farms:							
Cropland harvested.....acres	1954... 100.0	100.0	100.0	100.0	100.0	100.0	100.0
	1949... 100.0	100.0	100.0	100.0	100.0	100.0	100.0
Corn harvested for grain.....acres	1954... 27.7	18.6	33.9	27.2	34.7	15.8	27.3
	1949... 32.0	22.2	34.9	32.7	35.8	16.3	29.3
Cotton harvested.....acres	1954... 35.2	28.7	9.8	23.9	15.7	33.8	1.0
	1949... 45.1	40.3	15.1	30.2	19.3	46.6	1.7
Tobacco harvested.....acres	1954... ...	(Z)	12.5	3.6	2.0	...	7.2
	1949... ...	(Z)	10.7	2.7	2.0	...	6.7
Rice harvested.....acres	1954... 1.3	0.4	(NA)	(NA)	(NA)	6.5	(NA)
	1949... (NA)	(NA)	(NA)	(NA)	(NA)	5.0	(NA)
Peanuts harvested for picking or threshing.....acres	1954... 0.1	(Z)	3.1	0.3	(Z)	1.2	6.0
	1949... 0.1	...	3.9	0.5	0.1	1.8	7.5
Multiple-unit operations:							
Cropland harvested.....acres	1954... 100.0	100.0	100.0	100.0	100.0	100.0	100.0
	1949... 100.0	100.0	100.0	100.0	100.0	100.0	100.0
Corn harvested for grain.....acres	1954... 19.1	15.4	36.1	24.0	30.3	15.3	28.0
	1949... 22.7	18.2	35.6	28.6	31.4	14.1	31.0
Cotton harvested.....acres	1954... 40.4	33.2	11.0	27.1	19.9	41.7	1.3
	1949... 53.1	42.0	17.1	32.7	22.6	54.1	2.3
Tobacco harvested.....acres	1954... ...	(NA)	15.2	3.6	1.9	...	11.1
	1949... ...	(NA)	13.0	2.8	1.9	...	10.7
Rice harvested.....acres	1954... 1.0	0.2	(NA)	(NA)	(NA)	1.5	(NA)
	1949... (Z)	(NA)	(NA)	(NA)	(NA)	0.7	(NA)
Peanuts harvested for picking or threshing.....acres	1954... (Z)	(NA)	4.7	0.3	(Z)	0.5	5.7
	1949... (Z)	(NA)	6.2	0.3	(Z)	0.7	8.6
Farms not in multiple units:¹							
Cropland harvested.....acres	1954... 100.0	100.0	100.0	100.0	100.0	100.0	100.0
	1949... 100.0	100.0	100.0	100.0	100.0	100.0	100.0
Corn harvested for grain.....acres	1954... 36.0	19.8	33.0	28.9	36.5	15.9	27.1
	1949... 40.4	24.1	34.6	34.9	37.4	16.8	29.1
Cotton harvested.....acres	1954... 30.4	27.0	9.2	22.2	13.9	32.8	0.9
	1949... 37.9	39.5	14.2	28.9	18.1	46.6	1.6
Tobacco harvested.....acres	1954...	11.2	3.6	2.1	...	6.1
	1949... ...	(Z)	9.7	2.6	2.0	...	5.5
Rice harvested.....acres	1954... 1.7	0.5	(NA)	(NA)	(NA)	7.1	(NA)
	1949... (NA)	(NA)	(NA)	(NA)	(NA)	4.0	(NA)
Peanuts harvested for picking or threshing.....acres	1954... 0.2	(Z)	2.4	0.3	(Z)	1.3	6.1
	1949... 0.2	(Z)	2.9	0.6	0.1	2.0	7.4

NA Not available. Z Less than 0.05. ¹The base figures for farms not in multiple units were obtained by subtracting data for multiple units from those for all farms. See text for reliability of these data.

MULTIPLE-UNIT OPERATIONS

Summary Table 7.—MULTIPLE-UNIT OPERATIONS,

Item (For definitions and explanations, see text)	Multiple-unit area, total	Size of unit (based on total acres in unit)				
		Under 30 acres	30 to 49 acres	50 to 69 acres	70 to 99 acres	100 to 139 acres
Multiple-unit operationsnumber 1954...	131,877	3,721	7,212	9,087	14,713	18,283
.....1950...	147,441	3,047	7,445	10,279	17,693	21,860
Subunits in multiple-unit operationstotal number 1954...	403,186	7,713	15,247	19,593	32,648	42,392
.....1950...	469,270	6,265	15,692	22,270	39,430	50,826
Home farms.....number 1954...	126,741	3,171	6,446	8,463	14,013	17,637
.....1950...	138,034	2,366	6,304	9,038	16,320	20,522
Proportion of multiple-unit operations with a home farm.....percent 1954...	96.1	85.2	89.4	93.1	95.2	96.5
.....1950...	93.6	77.7	84.7	87.9	92.2	93.9
Cropper farms.....number 1954...	276,445	4,542	8,801	11,130	18,635	24,755
.....1950...	331,236	3,899	9,388	13,232	23,110	30,304
Land in multiple-unit operationstotal acres 1954...	44,300,286	69,607	286,476	535,501	1,230,522	2,141,921
.....1950...	47,105,680	60,528	297,130	608,421	1,489,389	2,370,506
Home farms.....acres 1954...	37,181,363	38,975	175,753	358,077	879,688	1,600,421
.....1950...	37,342,908	27,211	160,630	362,776	984,009	1,789,725
Proportion of all land in multiple-unit operations.....percent 1954...	83.9	56.0	61.3	66.9	71.5	74.7
.....1950...	79.3	45.0	54.1	59.6	66.1	69.6
Cropper farms.....acres 1954...	7,118,923	30,632	110,723	177,424	350,834	541,500
.....1950...	9,763,172	33,317	136,300	245,645	505,380	780,781
Cropland harvestedtotal acres 1954...	14,903,239	39,585	153,415	258,614	553,323	894,862
.....1949...	16,337,633	39,762	183,209	340,582	746,659	1,173,667
Proportion of all land in multiple-unit operations.....percent 1954...	33.6	56.9	53.6	48.3	45.0	41.8
.....1950...	34.7	65.7	61.7	56.0	50.1	45.7
Corn harvested for grainmultiple units reporting 1954...	118,009	2,440	5,997	7,981	13,286	16,715
.....1949...	134,536	1,996	6,219	9,164	16,152	20,322
subunits reporting 1954...	252,634	3,123	8,428	12,087	21,407	28,664
.....1949...	315,088	2,702	9,408	14,870	27,585	36,570
acres 1954...	3,739,539	13,897	55,359	94,713	199,777	312,493
.....1949...	4,400,828	13,174	62,718	118,841	254,304	397,883
bushels 1954...	66,545,737	260,149	996,864	1,719,206	3,561,032	5,651,229
.....1949...	99,431,279	338,058	1,505,981	2,840,173	6,014,574	9,356,902
Cotton harvestedmultiple units reporting 1954...	87,410	1,445	3,995	5,164	8,946	11,085
.....1949...	102,289	1,420	4,815	6,764	11,957	14,394
subunits reporting 1954...	241,994	2,055	6,065	8,088	14,918	19,791
.....1949...	302,561	2,191	8,018	11,788	21,990	27,724
acres 1954...	4,127,689	12,237	45,245	65,949	138,947	212,729
.....1949...	5,797,934	14,818	70,346	119,038	251,561	368,564
bales 1954...	3,055,985	9,533	34,362	48,934	101,614	153,120
.....1949...	3,486,581	9,644	43,490	69,573	145,936	210,454
Tobacco harvestedmultiple units reporting 1954...	56,649	1,901	3,658	4,927	7,375	9,211
.....1949...	54,791	1,301	2,948	4,426	7,272	9,198
subunits reporting 1954...	114,223	2,491	5,268	7,497	12,073	16,228
.....1949...	110,946	1,715	4,371	6,877	11,840	15,777
acres 1954...	440,106	4,951	15,056	24,284	41,884	58,811
.....1949...	405,628	3,916	12,566	21,276	37,864	52,939
pounds 1954...	544,253,018	5,847,197	17,868,936	29,598,085	51,123,666	72,327,309
.....1949...	479,109,200	4,443,462	14,561,440	25,274,548	45,039,621	62,639,537
Rice harvestedmultiple units reporting 1954...	931	3	12	10	17	26
.....1949...	528	2	13	12	29	23
subunits reporting 1954...	1,175	3	12	10	20	26
.....1949...	711	2	16	12	38	27
acres 1954...	229,751	23	247	175	603	1,054
.....1949...	102,088	17	216	173	919	1,200
bushels 1954...	13,465,980	1,765	12,900	11,228	33,795	62,228
.....1949...	4,854,653	558	8,179	8,003	40,060	52,588
Peanuts harvested for picking or threshingmultiple units reporting 1954...	12,577	88	310	486	886	1,398
.....1949...	17,286	58	301	684	1,462	2,138
subunits reporting 1954...	27,130	97	375	661	1,272	2,122
.....1949...	40,629	75	404	974	2,226	3,519
acres 1954...	334,429	283	1,420	3,177	7,331	14,725
.....1949...	587,121	275	1,890	6,178	17,913	33,875
pounds 1954...	271,682,188	311,330	1,509,936	3,403,363	7,642,601	13,921,240
.....1949...	493,382,939	222,458	1,715,246	5,677,404	16,247,494	29,420,762
Horses and mulesmultiple units reporting 1954...	102,481	1,779	4,846	6,691	11,343	14,401
.....1950...	125,671	1,677	5,545	8,356	15,012	18,917
number 1954...	353,514	2,911	9,111	13,757	25,140	34,500
.....1950...	546,848	3,227	12,678	21,110	40,893	56,437
Landlord-tenant operations containing multiple-units:						
All subunits including home farm.....number 1954...	478,199	8,866	17,157	21,847	36,176	47,120
.....1950...	576,820	7,506	18,329	25,568	44,690	57,956
Land in all subunits including home farm.....acres 1954...	47,987,442	131,595	381,381	619,608	1,349,239	2,328,013
.....1950...	52,680,301	142,222	426,499	748,497	1,713,850	2,910,317
Owned by operator of multiple unit ¹acres 1954...	38,252,444	121,114	341,773	552,895	1,187,751	2,004,459
.....1950...	42,749,369	131,907	371,148	660,524	1,484,257	2,505,201
Proportion of all land in the landlord-tenant operation.....percent 1954...	79.7	92.0	89.6	89.2	88.0	86.1
.....1950...	81.1	92.7	87.0	88.2	86.6	86.1
Rented by operator of multiple unit ¹acres 1954...	9,734,998	10,481	39,608	66,713	161,488	323,554
.....1950...	9,930,932	10,315	55,351	87,973	229,593	405,116
Subunits not included in multiple units.....operators reporting 1954...	32,322	740	1,281	1,550	2,489	3,171
.....1950...	42,946	755	1,534	2,053	3,424	4,478
number 1954...	75,013	1,153	1,910	2,254	3,528	4,728
.....1950...	107,550	1,241	2,637	3,298	5,260	7,130
Share tenants.....number 1954...	51,214	730	1,293	1,623	2,558	3,418
.....1950...	61,776	654	1,435	1,736	2,857	3,811
Other tenants, not croppers nor share tenants.....number 1954...	23,799	423	617	631	970	1,310
.....1950...	45,774	587	1,202	1,562	2,403	3,319
Land in subunits not included in multiple units.....acres 1954...	3,687,156	61,988	94,905	84,107	118,717	186,092
.....1950...	5,574,621	81,694	129,369	140,076	224,461	339,811

¹Land in managed landlord-tenant operations classified on basis of whether owned or rented by the employer.

SUMMARY

BY SIZE OF UNIT: CENSUSES OF 1954 AND 1950

Item (For definitions and explanations, see text)	Size of unit (based on total acres in unit)					
	140 to 179 acres	180 to 219 acres	220 to 259 acres	260 to 499 acres	500 to 999 acres	1,000 or more acres
Multiple-unit operations.....number	1954... 14,602	11,201	8,488	23,909	12,478	8,183
	1950... 17,061	13,196	9,574	26,139	13,260	7,887
Subunits in multiple-unit operations.....total number	1954... 35,652	28,960	23,317	75,381	55,996	66,287
	1950... 42,336	34,606	26,862	86,844	65,669	78,470
Home farms.....number	1954... 14,144	10,905	8,270	23,330	12,251	8,111
	1950... 16,187	12,526	9,128	25,063	12,836	7,744
Proportion of multiple-unit operations with a home farm.....percent	1954... 96.9	97.4	97.4	97.6	98.2	99.1
	1950... 94.9	94.9	95.3	95.9	96.8	98.2
Cropper farms.....number	1954... 21,508	18,055	15,047	52,051	43,745	58,176
	1950... 26,149	22,080	17,734	61,781	52,833	70,726
Land in multiple-unit operations.....total acres	1954... 2,305,956	2,219,540	2,026,209	8,513,558	8,547,907	16,423,089
	1950... 2,692,132	2,596,659	2,280,505	9,251,584	9,076,044	16,182,782
Home farms.....acres	1954... 1,771,205	1,744,744	1,602,006	6,959,453	7,219,559	14,831,482
	1950... 1,999,663	1,918,419	1,712,454	7,148,496	7,292,218	13,986,707
Proportion of all land in multiple-unit operations.....percent	1954... 76.8	78.6	79.1	81.7	84.5	90.3
	1950... 72.8	73.9	75.1	77.3	80.3	86.4
Cropper farms.....acres	1954... 534,751	474,796	424,203	1,554,105	1,328,348	1,591,607
	1950... 732,469	678,240	568,051	2,103,088	1,783,826	2,196,075
Cropland harvested.....total acres	1954... 927,224	863,596	787,918	3,115,200	3,014,686	4,294,816
	1949... 1,148,578	1,037,464	911,076	3,441,920	3,100,173	4,194,543
Proportion of all land in multiple-unit operations.....percent	1954... 40.2	38.9	38.9	36.6	35.3	26.2
	1950... 42.7	40.7	40.0	37.2	34.2	25.9
Corn harvested for grain.....multiple units reporting	1954... 13,403	10,254	7,818	21,916	11,053	7,146
	1949... 15,860	12,354	8,937	24,249	12,114	7,169
subunits reporting	1954... 24,544	19,889	16,145	50,891	33,711	33,745
	1949... 30,422	25,153	19,213	60,189	42,519	46,457
acres	1954... 305,557	273,159	236,447	861,835	645,094	741,208
	1949... 370,297	334,359	278,498	970,280	748,477	851,997
bushels	1954... 5,566,592	4,936,949	4,315,878	15,660,920	11,260,196	12,616,722
	1949... 8,793,201	7,876,745	6,457,730	22,454,139	16,420,545	17,373,231
Cotton harvested.....multiple units reporting	1954... 9,279	7,214	5,844	17,183	10,046	7,209
	1949... 11,211	8,808	6,549	18,936	10,672	6,763
subunits reporting	1954... 18,041	15,159	13,304	46,303	41,468	56,762
	1949... 23,613	19,864	16,007	55,946	48,943	66,477
acres	1954... 227,178	210,453	198,159	788,331	869,914	1,358,547
	1949... 362,829	327,001	285,577	1,150,258	1,151,041	1,696,901
bales	1954... 162,168	148,413	141,628	547,162	635,167	1,073,884
	1949... 208,976	181,937	160,783	660,058	695,654	1,100,076
Tobacco harvested.....multiple units reporting	1954... 6,816	5,143	3,590	9,202	3,465	1,361
	1949... 7,114	5,234	3,748	8,906	3,345	1,299
subunits reporting	1954... 12,894	10,373	7,695	22,108	11,134	6,462
	1949... 13,140	10,144	7,734	21,375	11,136	6,837
acres	1954... 48,812	40,508	31,118	92,233	50,436	32,013
	1949... 46,134	36,486	28,774	85,176	47,856	32,641
pounds	1954... 60,304,257	49,731,967	38,916,977	115,830,169	63,566,956	39,137,499
	1949... 54,382,066	43,237,830	34,270,476	101,864,657	55,535,168	37,860,395
Rice harvested.....multiple units reporting	1954... 20	34	26	215	267	301
	1949... 28	37	16	122	117	129
subunits reporting	1954... 20	41	32	253	337	421
	1949... 37	48	21	146	141	223
acres	1954... 1,263	2,895	2,627	33,752	67,161	119,951
	1949... 1,612	2,475	1,851	15,816	24,414	53,395
bushels	1954... 72,615	184,324	155,297	1,985,000	3,835,175	7,111,653
	1949... 70,065	113,300	72,425	816,809	1,110,309	2,562,357
Peanuts harvested for picking or threshing.....multiple units reporting	1954... 1,251	1,028	962	3,070	1,875	1,223
	1949... 1,720	1,688	1,396	3,932	2,454	1,453
subunits reporting	1954... 2,070	1,778	1,819	6,580	5,306	5,050
	1949... 3,038	3,159	2,732	9,343	7,911	7,248
acres	1954... 17,502	16,441	19,767	81,148	78,045	94,590
	1949... 33,110	39,019	35,986	138,080	134,060	146,735
pounds	1954... 16,663,791	14,461,411	15,745,507	66,645,146	60,869,822	70,508,041
	1949... 29,169,431	32,513,375	30,666,024	115,944,447	113,318,736	118,487,562
Horses and mules.....multiple units reporting	1954... 11,595	8,886	6,698	19,112	10,156	6,974
	1950... 14,856	11,510	8,355	22,846	11,678	6,919
number	1954... 30,569	25,680	20,615	69,029	52,867	69,335
	1950... 49,136	41,635	32,309	107,655	83,044	98,724
Landlord-tenant operations containing multiple-units:						
All subunits including home farm.....number	1954... 39,801	32,765	26,547	88,146	68,633	91,141
	1950... 49,033	40,354	31,955	105,689	85,074	110,666
Land in all subunits including home farm.....acres	1954... 2,471,356	2,382,558	2,169,121	9,131,021	9,197,544	17,826,006
	1950... 3,005,846	2,878,400	2,534,875	10,249,802	10,142,339	17,927,654
Owned by operator of multiple unit ¹acres	1954... 2,073,745	1,964,814	1,746,218	7,190,324	7,009,261	14,060,090
	1950... 2,509,980	2,386,855	2,070,739	8,170,724	7,948,959	14,509,075
Proportion of all land in the landlord-tenant operation.....percent	1954... 83.9	82.5	80.5	78.7	78.9	78.9
	1950... 83.5	82.9	81.7	80.0	78.4	80.9
Rented by operator of multiple unit ¹acres	1954... 397,611	417,744	422,903	1,940,697	2,188,283	3,765,916
	1950... 495,866	491,545	464,136	2,079,078	2,193,380	3,418,579
Subunits not included in multiple units.....operators reporting	1954... 2,749	2,348	1,969	6,749	4,795	4,481
	1950... 4,015	3,434	2,750	9,112	6,361	5,030
number	1954... 4,149	3,805	3,230	12,765	12,637	24,854
	1950... 6,697	5,748	5,093	18,845	19,405	32,196
Share tenants.....number	1954... 2,998	2,784	2,341	8,986	8,620	15,863
	1950... 3,834	3,372	2,904	11,420	11,669	18,084
Other tenants, not croppers nor share tenants.....number	1954... 1,151	1,021	889	3,779	4,017	8,991
	1950... 2,863	2,376	2,189	7,425	7,736	14,112
Land in subunits not included in multiple units.....acres	1954... 165,400	163,018	142,912	617,463	649,637	1,402,917
	1950... 313,714	281,741	254,370	998,218	1,066,295	1,744,872

MULTIPLE-UNIT OPERATIONS

Summary Table 8.—SPECIFIED AVERAGES FOR MULTIPLE-UNIT OPERATIONS, BY SIZE OF UNIT: CENSUSES OF 1954 AND 1950

Item (For definitions and explanations, see text)	Multiple-unit area, total	Size of unit										
		Under 30 acres	30 to 49 acres	50 to 69 acres	70 to 99 acres	100 to 139 acres	140 to 179 acres	180 to 219 acres	220 to 259 acres	260 to 499 acres	500 to 999 acres	1,000 or more acres
AVERAGE PER MULTIPLE UNIT ¹												
Subunits in multiple-unit operations.....number 1954...	3.1	2.1	2.1	2.2	2.2	2.3	2.4	2.6	2.7	3.2	4.5	8.1
1950...	3.2	2.1	2.1	2.2	2.2	2.3	2.5	2.6	2.8	3.3	5.0	9.9
Land in multiple-unit operations.....acres 1954...	335.9	18.7	39.7	58.9	83.6	117.2	157.9	198.2	238.7	356.1	685.0	2,007.0
1950...	319.5	19.9	39.9	59.2	84.2	117.6	157.8	196.8	238.2	353.9	684.5	2,051.8
Cropland harvested.....acres 1954...	113.0	10.6	21.3	28.5	37.6	48.9	63.5	77.1	92.8	130.3	241.6	524.8
1949...	110.8	13.0	24.6	33.1	42.2	53.7	67.3	80.1	95.2	131.7	233.8	531.8
Corn harvested for grain.....acres 1954...	31.7	5.7	9.2	11.9	15.0	18.7	22.8	26.6	30.2	39.3	58.4	103.7
1949...	32.7	6.6	10.1	13.0	15.7	19.6	23.3	27.1	31.2	40.0	61.8	118.8
Cotton harvested.....acres 1954...	47.2	8.5	11.3	12.8	15.5	19.2	24.5	29.2	33.9	45.9	86.6	188.5
1949...	56.7	10.4	14.6	17.6	21.0	25.6	32.4	37.1	43.6	60.7	107.9	250.9
Tobacco harvested.....acres 1954...	7.8	2.6	4.1	4.9	5.7	6.4	7.2	7.9	8.7	10.0	14.6	23.5
1949...	7.4	3.0	4.3	4.8	5.2	5.8	6.5	7.0	7.7	9.6	14.3	25.1
Rice harvested.....acres 1954...	246.8	7.7	20.6	17.5	35.5	40.5	63.2	85.1	101.0	157.0	251.5	398.5
1949...	193.3	8.5	16.6	14.4	31.7	52.2	57.6	66.9	115.7	129.6	208.7	413.9
Peanuts harvested for picking or threshing.....acres 1954...	26.6	3.2	4.6	6.5	3.3	10.5	14.0	16.0	20.5	26.4	41.6	77.3
1949...	34.0	4.7	6.3	9.0	12.3	15.8	19.3	23.1	25.8	35.1	54.6	101.0
Horses and mules.....number 1954...	2.7	0.8	1.3	1.5	1.7	1.9	2.1	2.3	2.4	2.9	4.2	8.5
1950...	3.7	1.1	1.7	2.1	2.3	2.6	2.9	3.2	3.4	4.1	6.3	12.5
AVERAGE PER SUBUNIT IN MULTIPLE UNITS ¹												
Land in subunits.....acres 1954...	109.9	9.0	18.8	27.3	37.7	50.5	64.7	76.6	86.9	112.9	152.7	247.8
1950...	100.4	9.7	18.9	27.3	37.8	50.6	63.6	75.0	84.9	106.5	138.2	206.2
Cropland harvested.....acres 1954...	37.0	5.1	10.1	13.2	16.9	21.1	26.0	29.8	33.8	41.3	53.8	64.8
1949...	34.8	6.3	11.7	15.3	18.9	23.1	27.1	30.6	33.9	39.6	47.2	53.5
Corn harvested for grain.....acres 1954...	14.8	4.4	6.6	7.8	9.3	10.9	12.4	13.7	14.6	16.9	19.1	22.0
1949...	14.0	4.9	6.7	8.0	9.2	10.9	12.2	13.3	14.5	16.1	17.6	18.3
Cotton harvested.....acres 1954...	17.1	6.0	7.5	8.2	9.3	10.7	12.6	13.9	14.9	17.0	21.0	23.9
1949...	19.2	6.8	8.8	10.1	11.4	13.3	15.4	16.5	17.8	20.6	23.5	25.5
Tobacco harvested.....acres 1954...	3.9	2.0	2.9	3.2	3.5	3.6	3.8	3.9	4.0	4.2	4.5	5.0
1949...	3.7	2.3	2.9	3.1	3.2	3.4	3.5	3.6	3.7	4.0	4.3	4.8
Rice harvested.....acres 1954...	195.5	7.7	20.6	17.5	30.2	40.5	63.2	70.6	82.1	133.4	199.3	284.9
1949...	143.6	8.5	13.5	14.4	24.2	44.4	43.6	51.6	88.1	108.3	173.1	239.4
Peanuts harvested for picking or threshing.....acres 1954...	12.3	2.9	3.8	4.8	5.8	6.9	8.5	9.2	10.9	12.3	14.7	18.7
1949...	14.5	3.7	4.7	6.3	8.0	9.6	10.9	12.4	13.2	14.8	16.9	20.2
Horses and mules.....number 1954...	0.9	0.4	0.6	0.7	0.8	0.8	0.9	0.9	0.9	0.9	0.9	1.0
1950...	1.2	0.5	0.8	0.9	1.0	1.1	1.2	1.2	1.2	1.2	1.3	1.3
AVERAGE PRODUCTION PER ACRE												
Corn harvested for grain.....bushels 1954...	17.8	18.7	18.0	18.2	17.8	18.1	18.2	18.1	18.3	18.2	17.5	17.0
1949...	22.6	25.7	24.0	23.9	23.7	23.5	23.7	23.6	23.2	23.1	21.9	20.4
Cotton harvested.....bales 1954...	0.74	0.78	0.76	0.74	0.73	0.72	0.71	0.71	0.71	0.69	0.73	0.79
1949...	0.60	0.65	0.62	0.58	0.58	0.57	0.58	0.56	0.56	0.57	0.60	0.65
Tobacco harvested.....pounds 1954...	1,237	1,181	1,187	1,219	1,221	1,230	1,235	1,228	1,251	1,256	1,260	1,223
1949...	1,181	1,135	1,159	1,188	1,190	1,183	1,179	1,185	1,191	1,196	1,160	1,160
Rice harvested.....bushels 1954...	58.6	76.7	52.2	64.2	56.0	59.0	57.5	63.7	59.1	58.8	57.1	59.3
1949...	47.6	32.8	37.9	46.3	43.6	43.8	43.5	45.8	39.1	51.6	45.5	48.0
Peanuts harvested for picking or threshing.....pounds 1954...	812	1,100	1,063	1,071	1,043	945	952	880	797	821	780	745
1949...	840	809	908	919	907	869	881	833	852	840	845	807

¹Averages for cropland harvested and horses and mules based on all farms or units; all other averages based on units or subunits reporting the item.

MULTIPLE-UNIT OPERATIONS

Summary Table 11.—SPECIFIED AVERAGES FOR MULTIPLE-UNIT OPERATIONS.

Item (For definitions and explanations, see text)	Color and tenure of operator					
	All operators, multiple-unit area			Full owners		
	Total	White	Nonwhite	Total	White	Nonwhite
AVERAGE PER MULTIPLE UNIT ¹						
1 Subunits in multiple-unit operations.....number 1954...	3.1	3.1	2.6	2.8	2.8	2.4
2 1950...	3.2	3.2	2.6	2.9	2.9	2.4
3 Land in multiple-unit operations.....acres 1954...	335.9	348.8	155.3	271.8	280.3	133.1
4 1950...	319.5	331.7	156.3	270.9	278.1	143.8
5 Cropland harvested.....acres 1954...	113.0	117.0	59.5	78.8	80.9	43.3
6 1949...	110.8	114.5	61.8	84.9	86.7	52.8
7 Corn harvested for grain.....acres 1954...	31.7	32.6	20.0	26.3	26.9	16.8
8 1949...	32.7	33.6	21.3	28.6	29.1	19.3
9 Cotton harvested.....acres 1954...	47.2	49.4	25.2	30.2	31.4	16.5
10 1949...	56.7	59.0	32.3	38.9	40.0	23.2
11 Tobacco harvested.....acres 1954...	7.8	7.8	6.3	7.0	7.1	5.5
12 1949...	7.4	7.5	5.9	6.9	7.0	5.5
13 Rice harvested.....acres 1954...	246.8	248.4	99.7	184.3	185.2	60.0
14 1949...	193.3	194.7	93.1	144.6	145.2	8.0
15 Peanuts harvested for picking or threshing.....acres 1954...	26.6	27.7	14.0	20.9	21.8	10.1
16 1949...	34.0	35.3	18.6	28.9	29.9	15.4
17 Horses and mules.....number 1954...	2.7	2.7	2.7	2.5	2.4	2.5
18 1950...	3.7	3.7	3.5	3.4	3.4	3.2
AVERAGE PER SUBUNIT IN MULTIPLE UNITS ¹						
19 Land in subunits.....acres 1954...	109.9	112.9	60.5	98.7	101.0	55.2
20 1950...	100.4	102.8	60.3	94.7	96.5	59.0
21 Cropland harvested.....acres 1954...	37.0	37.8	23.2	28.6	29.2	18.0
22 1949...	34.8	35.5	23.8	29.7	30.1	21.7
23 Corn harvested for grain.....acres 1954...	14.8	15.1	10.3	13.3	13.6	9.1
24 1949...	14.0	14.2	10.5	13.3	13.4	9.9
25 Cotton harvested.....acres 1954...	17.1	17.5	11.1	13.2	13.6	8.3
26 1949...	19.2	19.6	13.8	15.5	15.7	11.0
27 Tobacco harvested.....acres 1954...	3.9	3.9	3.4	3.7	3.7	3.1
28 1949...	3.7	3.7	3.1	3.6	3.6	3.0
29 Rice harvested.....acres 1954...	195.5	196.4	99.7	151.7	152.2	60.0
30 1949...	143.6	144.7	65.2	111.0	111.3	8.0
31 Peanuts harvested for picking or threshing.....acres 1954...	12.3	12.6	7.9	10.5	10.8	6.2
32 1949...	14.5	14.8	10.0	13.1	13.4	8.6
33 Horses and mules.....number 1954...	0.9	0.9	1.0	0.9	0.9	1.0
34 1950...	1.2	1.2	1.3	1.2	1.2	1.3
AVERAGE PRODUCTION PER ACRE						
35 Corn harvested for grain.....bushels 1954...	17.8	18.1	12.2	18.5	18.7	12.7
36 1949...	22.6	22.9	16.2	23.0	23.3	16.6
37 Cotton harvested.....bales 1954...	0.74	0.74	0.70	0.72	0.73	0.69
38 1949...	0.60	0.61	0.49	0.57	0.57	0.45
39 Tobacco harvested.....pounds 1954...	1,237	1,245	999	1,251	1,259	1,000
40 1949...	1,181	1,187	997	1,186	1,191	988
41 Rice harvested.....bushels 1954...	58.6	58.7	41.1	58.6	58.6	66.7
42 1949...	47.6	47.5	54.1	50.1	50.1	50.0
43 Peanuts harvested for picking or threshing.....pounds 1954...	812	813	791	845	846	820
44 1949...	840	843	776	837	840	754

¹Averages for cropland harvested and horses and mules based on all farms or units; all other averages based on units or subunits reporting the item.

BY COLOR AND TENURE OF OPERATOR: CENSUSES OF 1954 AND 1950

Color and tenure of operator—Continued									
Part owners			Managers			Tenants			
Total	White	Nonwhite	Total	White	Nonwhite	Total	White	Nonwhite	
3.5	3.5	2.8	10.1	10.1	6.6	3.2	3.3	2.6	1
3.7	3.8	3.0	11.6	11.7	5.4	3.2	3.3	2.6	2
455.9	475.8	208.1	1,729.4	1,740.5	980.3	291.7	319.0	131.3	3
441.5	459.6	221.0	1,425.8	1,441.6	387.0	259.5	289.2	122.4	4
168.8	175.4	86.8	557.0	561.2	274.9	153.9	169.1	64.8	5
163.3	169.1	92.4	519.3	524.8	154.4	130.7	147.6	52.5	6
41.7	43.0	25.8	101.2	101.4	84.4	34.1	36.7	19.9	7
42.3	43.5	27.5	104.4	105.4	37.3	32.3	35.0	19.6	8
64.8	67.5	35.5	222.2	224.5	86.3	67.9	74.7	33.1	9
79.6	82.8	45.3	280.8	283.9	87.1	76.0	85.3	37.8	10
9.6	9.7	7.4	21.3	21.2	23.5	10.6	10.8	9.2	11
8.8	8.9	6.3	21.6	21.6	16.5	8.4	8.5	7.4	12
273.0	275.4	118.1	377.1	377.1	...	245.3	246.8	50.0	13
230.2	232.9	125.4	524.5	524.5	...	195.9	199.2	17.0	14
36.5	38.4	18.1	96.6	95.8	97.0	28.8	30.4	17.9	15
45.2	47.3	24.0	91.1	91.1	...	33.4	35.9	21.6	16
3.2	3.2	3.0	9.6	9.6	6.9	2.1	2.0	2.7	17
4.5	4.5	4.0	12.3	12.4	4.4	3.3	3.2	3.6	18
130.4	134.1	73.4	171.7	171.9	148.1	91.7	97.1	50.7	19
118.1	120.9	74.3	122.5	122.9	71.5	81.8	87.4	47.9	20
48.3	49.5	30.6	55.3	55.4	41.5	48.4	51.5	25.0	21
43.7	44.5	31.1	44.6	44.7	28.5	41.2	44.6	20.5	22
17.2	17.5	11.9	18.5	18.5	15.4	16.1	17.0	10.5	23
15.7	15.9	12.1	13.9	14.0	9.1	14.6	15.5	10.0	24
20.0	20.4	13.5	21.5	21.5	14.3	22.2	23.6	13.3	25
22.7	23.2	16.4	23.7	23.7	18.1	25.1	26.9	15.6	26
4.1	4.1	3.6	5.1	5.1	7.8	4.6	4.7	4.2	27
3.8	3.9	3.1	4.6	4.6	3.7	3.9	4.0	3.7	28
205.9	206.9	118.1	319.6	319.6	...	208.7	209.7	50.0	29
167.7	170.3	78.4	357.6	357.6	...	138.2	139.7	17.0	30
15.4	15.8	9.6	11.6	11.5	13.2	13.2	13.7	9.4	31
17.1	17.5	11.9	15.4	15.4	...	15.4	16.0	11.9	32
0.9	0.9	1.0	1.0	1.0	1.0	0.7	0.6	1.1	33
1.2	1.2	1.4	1.1	1.1	0.8	1.0	1.0	1.4	34
16.7	17.0	11.8	19.4	19.4	19.0	17.1	17.7	11.1	35
22.0	22.3	16.2	22.0	22.0	27.5	21.7	22.5	14.9	36
0.71	0.72	0.68	0.88	0.88	0.84	0.79	0.79	0.77	37
0.60	0.61	0.49	0.70	0.70	0.60	0.64	0.65	0.54	38
1,202	1,213	984	1,307	1,307	1,382	1,196	1,208	1,009	39
1,162	1,170	1,003	1,196	1,197	1,033	1,180	1,191	1,029	40
58.2	58.3	37.7	59.4	59.4	...	59.9	59.9	36.0	41
45.6	45.5	54.2	48.1	48.1	...	46.9	46.9	50.0	42
758	755	817	927	941	519	862	879	653	43
846	851	756	802	802	...	864	863	868	44

SUMMARY

WITH PERCENT OF CROPLAND HARVESTED REPRESENTED BY SPECIFIED CROPS: CENSUSES OF 1954 AND 1950

Color and tenure of operator—Continued

Part owners			Managers			Tenants		
Total	White	Nonwhite	Total	White	Nonwhite	Total	White	Nonwhite
Percent	Percent	Percent	Percent	Percent	Percent	Percent	Percent	Percent
25.3	23.5	1.9	1.1	1.1	(Z)	8.3	7.1	1.2
20.2	18.7	1.5	1.3	1.3	(Z)	9.6	7.9	1.7
29.0	27.2	1.7	3.6	3.5	(Z)	8.6	7.6	1.0
23.8	22.4	1.4	4.8	4.7	(Z)	9.5	8.2	1.4
26.3	24.3	2.0	1.1	1.1	(Z)	8.5	7.3	1.2
21.3	19.7	1.6	1.3	1.3	(Z)	10.1	8.3	1.8
30.2	28.6	1.7	4.7	4.7	(Z)	8.6	7.7	0.9
24.8	23.5	1.4	6.2	6.2	(Z)	9.3	8.1	1.2
34.4	33.2	1.2	5.6	5.5	(Z)	7.2	6.7	0.5
28.0	26.9	1.1	5.8	5.8	(Z)	7.8	7.1	0.7
35.3	34.2	1.2	5.9	5.9	(Z)	7.3	6.9	0.5
29.0	27.9	1.1	6.1	6.0	(Z)	8.0	7.4	0.6
29.5	28.3	1.2	3.7	3.7	(Z)	6.4	5.9	0.5
24.0	23.1	1.0	5.0	4.9	(Z)	6.9	6.2	0.7
37.9	36.4	1.4	5.4	5.3	(Z)	11.3	10.6	0.7
29.8	28.5	1.3	6.1	6.1	(Z)	11.3	10.5	0.8
25.8	23.8	2.0	1.1	1.1	(Z)	8.0	6.8	1.2
20.4	18.8	1.6	1.3	1.3	(Z)	9.2	7.6	1.6
29.3	27.3	2.0	2.7	2.7	(Z)	7.9	6.9	1.1
23.5	22.0	1.5	4.1	4.1	(Z)	8.7	7.3	1.4
33.9	32.3	1.6	3.4	3.4	(Z)	8.7	7.9	0.8
26.4	25.1	1.3	4.1	4.1	(Z)	9.1	8.1	1.0
31.9	30.8	1.1	3.7	3.7	(Z)	8.3	7.8	0.5
25.6	24.7	0.9	4.0	4.0	(Z)	8.7	8.1	0.7
30.1	27.6	2.6	1.4	1.4	(Z)	10.4	8.7	1.7
23.2	21.2	2.0	1.7	1.6	(Z)	11.8	9.4	2.3
35.3	32.9	2.4	5.2	5.2	0.1	11.5	9.9	1.5
27.4	25.6	1.9	6.7	6.6	(Z)	12.0	10.1	1.9
41.3	39.4	1.9	6.5	6.5	(Z)	14.9	13.8	1.2
32.6	31.0	1.6	8.2	8.2	(Z)	15.8	14.2	1.5
39.9	38.2	1.8	7.8	7.7	(Z)	15.9	14.7	1.2
32.5	31.2	1.3	9.6	9.6	(Z)	16.9	15.5	1.4
19.3	18.1	1.1	0.6	0.6	(Z)	4.8	4.5	0.3
15.5	14.5	1.0	0.7	0.7	(Z)	5.0	4.6	0.4
22.4	21.3	1.2	1.3	1.3	(Z)	5.5	5.1	0.4
17.5	16.6	1.0	1.7	1.7	(Z)	5.2	4.8	0.4
23.8	22.7	1.1	1.8	1.7	(Z)	6.6	6.2	0.4
18.4	17.6	0.8	2.2	2.2	(Z)	5.7	5.3	0.4
23.1	22.3	0.9	1.9	1.8	(Z)	6.4	6.1	0.3
18.1	17.4	0.7	2.2	2.2	(Z)	5.7	5.3	0.3
49.1	48.3	0.8	5.4	5.4	...	14.1	14.0	0.1
38.1	37.1	0.9	2.8	2.8	...	10.4	10.2	0.2
51.6	51.0	0.6	5.0	5.0	...	13.1	13.0	0.1
38.8	37.7	1.1	3.1	3.1	...	11.0	10.8	0.1
54.3	53.9	0.4	8.2	8.2	(Z)	14.0	14.0	(Z)
45.3	44.7	0.6	7.7	7.7	...	10.6	10.5	(Z)
53.9	53.7	0.2	8.3	8.3	...	14.3	14.3	(Z)
43.5	42.8	0.7	7.8	7.8	...	10.4	10.4	(Z)
30.1	27.2	2.9	1.3	1.3	(Z)	6.5	5.7	0.8
23.9	21.8	2.1	1.4	1.4	...	7.5	6.2	1.3
33.1	30.6	2.5	3.0	2.9	0.1	6.6	5.8	0.7
26.8	25.0	1.8	3.5	3.5	...	6.9	5.9	1.0
41.3	39.3	2.0	2.8	2.7	0.1	7.0	6.5	0.5
31.8	30.3	1.5	3.7	3.7	...	7.4	6.5	0.8
38.5	36.6	2.0	3.2	3.1	0.1	7.5	7.0	0.4
32.0	30.7	1.3	3.5	3.5	...	7.6	6.7	0.9
25.9	23.7	2.1	1.2	1.2	(Z)	6.9	5.6	1.3
20.5	18.9	1.6	1.3	1.3	(Z)	9.0	7.2	1.8
29.9	27.9	2.1	3.9	3.8	(Z)	6.5	5.3	1.2
24.4	22.8	1.7	4.3	4.3	(Z)	8.4	6.8	1.6
28.9	27.2	1.7	4.1	4.1	(Z)	7.8	6.9	0.9
24.0	22.6	1.5	5.2	5.2	0.1	8.6	7.4	1.2
34.1	33.0	1.1	5.7	5.6	(Z)	6.8	6.4	0.4
27.8	26.8	1.1	6.0	6.0	(Z)	7.4	6.8	0.6
27.3	26.4	0.9	5.8	5.7	(Z)
21.5	20.8	0.7	6.0	6.0	(Z)
61.0	58.7	2.3	5.3	5.2	0.1	33.7	31.5	2.2
54.9	52.5	2.4	6.0	6.0	(Z)	39.1	35.8	3.2
26.2	24.4	1.9	2.2	2.1	(Z)	4.2	3.7	0.5
22.7	21.0	1.7	2.4	2.4	(Z)	5.4	4.7	0.7
28.8	27.4	1.4	7.0	7.0	(Z)	3.6	3.3	0.3
25.2	23.6	1.6	7.3	7.1	0.1	4.7	4.2	0.5
28.5	27.2	1.3	6.6	6.5	(Z)	3.6	3.3	0.2
25.7	24.2	1.5	7.5	7.4	0.1	4.7	4.3	0.4
29.4	27.8	1.7	8.0	7.9	0.1	3.7	3.3	0.4
24.5	22.8	1.7	7.0	6.8	0.2	4.6	4.1	0.5
31.0	30.2	0.8	6.6	6.6	(Z)	2.7	2.6	0.1
26.6	25.5	1.0	7.8	7.7	0.1	3.9	3.6	0.2
100.0	100.0	100.0	100.0	100.0	100.0	100.0	100.0	100.0
100.0	100.0	100.0	100.0	100.0	100.0	100.0	100.0	100.0
22.5	22.3	28.0	16.0	15.9	27.8	19.3	18.7	27.8
23.8	23.7	27.9	18.1	18.1	21.6	21.7	20.9	33.0
30.2	30.0	36.7	33.9	33.9	29.9	36.8	36.0	47.7
38.7	38.5	44.2	47.6	47.6	52.5	49.5	48.1	67.8
1.9	1.8	2.2	1.0	1.0	1.6	1.7	1.7	1.7
1.5	1.5	1.6	0.9	0.9	0.7	1.2	1.2	1.2
2.2	2.3	0.4	2.4	2.4	...	1.9	2.0	(Z)
0.9	1.0	0.3	0.8	0.8	...	0.6	0.6	(Z)
2.4	2.4	3.0	1.2	1.1	...	1.4	1.4	1.8
3.8	3.8	4.1	2.2	2.2	...	2.3	2.2	3.7

MULTIPLE-UNIT OPERATIONS

Summary Table 13.—MULTIPLE-UNIT OPERATIONS,

Item (For definitions and explanations, see text)	Multiple-unit area, total	Type of farm			
		Cotton	Tobacco	Rice	Peanut
Multiple-unit operationsnumber 1954...	131,877	59,151	38,629	337	737
.....1950...	147,441	71,161	37,028	274	1,730
Subunits in multiple-unit operationstotal number 1954...	403,186	209,322	96,784	840	1,811
.....1950...	469,270	263,884	94,131	660	4,632
Home farms.....number 1954...	126,741	56,964	37,265	331	714
.....1950...	138,034	66,843	34,899	269	1,646
Proportion of multiple-unit operations with a home farm.....percent 1954...	96.1	96.3	96.5	98.2	96.9
.....1950...	93.6	93.9	94.3	98.2	95.1
Cropper farms.....number 1954...	276,445	152,358	59,519	509	1,097
.....1950...	331,236	197,041	59,232	391	2,986
Land in multiple-unit operationstotal acres 1954...	44,300,286	23,109,099	7,887,273	307,574	394,240
.....1950...	47,105,680	25,005,546	7,550,232	234,826	812,302
Home farms.....acres 1954...	37,181,363	19,552,697	6,991,636	255,570	338,052
.....1950...	37,342,508	20,026,325	5,947,493	192,762	645,249
Proportion of all land in multiple-unit operations.....percent 1954...	83.9	84.6	83.6	83.1	85.7
.....1950...	79.3	80.1	78.8	82.1	79.4
Cropper farms.....acres 1954...	7,118,923	3,556,402	1,295,637	52,004	56,188
.....1950...	9,763,172	4,979,221	1,602,739	42,064	167,053
Cropland harvestedtotal acres 1954...	14,903,239	8,689,878	2,044,875	146,749	95,087
.....1949...	16,337,633	9,799,306	2,063,038	94,020	231,336
Proportion of all land in multiple-unit operations.....percent 1954...	33.6	37.6	25.9	47.7	24.1
.....1950...	34.7	39.2	27.3	40.0	28.5
Corn harvested for grainmultiple units reporting 1954...	118,009	52,224	34,968	50	667
.....1949...	134,536	64,529	34,513	73	1,658
subunits reporting 1954...	252,634	122,273	63,424	55	1,273
.....1949...	315,088	165,859	67,000	92	3,522
acres 1954...	3,739,539	1,783,646	744,125	665	34,545
.....1949...	4,400,828	2,188,638	793,066	1,153	84,209
bushels 1954...	66,545,737	26,490,805	19,554,935	11,580	740,241
.....1949...	99,431,279	44,010,725	25,661,661	24,622	1,429,788
Cotton harvestedmultiple units reporting 1954...	87,410	59,151	3,403	162	98
.....1949...	102,289	71,161	5,146	106	213
subunits reporting 1954...	241,954	181,916	5,295	242	119
.....1949...	302,561	231,850	10,311	133	313
acres 1954...	4,127,689	3,470,382	18,166	2,574	555
.....1949...	5,797,934	5,039,575	41,527	1,540	1,914
bales 1954...	3,055,985	2,585,010	14,069	2,109	367
.....1949...	3,486,581	3,119,474	25,364	952	1,188
Tobacco harvestedmultiple units reporting 1954...	56,649	161	38,629	...	2
.....1949...	54,791	173	37,028	...	14
subunits reporting 1954...	114,223	193	74,392	...	4
.....1949...	110,946	216	72,059	...	17
acres 1954...	440,106	308	285,683	...	3
.....1949...	405,628	348	277,704	...	44
pounds 1954...	544,253,018	369,210	360,514,106	...	3,090
.....1949...	479,109,200	390,298	325,446,827	...	42,600
Rice harvestedmultiple units reporting 1954...	931	4	...	337	...
.....1949...	528	2	...	274	...
subunits reporting 1954...	1,175	5	...	519	...
.....1949...	711	2	...	397	...
acres 1954...	229,751	503	...	104,748	...
.....1949...	102,088	38	...	64,195	...
bushels 1954...	13,465,980	47,014	...	6,281,673	...
.....1949...	4,854,653	1,900	...	2,971,547	...
Peanuts harvested for picking or threshingmultiple units reporting 1954...	12,577	408	1,010	...	737
.....1949...	17,286	886	923	...	1,730
subunits reporting 1954...	27,130	622	1,852	...	1,346
.....1949...	40,629	1,221	1,917	...	3,673
acres 1954...	334,429	959	7,244	...	32,760
.....1949...	587,121	3,021	7,313	...	98,839
pounds 1954...	271,682,188	381,686	7,877,883	...	30,471,280
.....1949...	493,382,939	1,718,149	6,284,295	...	85,418,908
Horses and mulesmultiple units reporting 1954...	102,481	42,717	32,462	225	506
.....1950...	125,671	58,999	32,970	203	1,525
number 1954...	353,514	169,166	87,462	932	1,396
.....1950...	546,848	293,247	112,147	1,120	5,924
Landlord-tenant operations containing multiple units:					
All subunits including home farm.....number 1954...	478,199	249,719	108,569	1,220	2,218
.....1950...	576,820	327,304	107,780	960	5,697
Land in all subunits including home farm.....acres 1954...	47,987,442	25,144,946	8,341,131	361,917	425,465
.....1950...	52,680,301	28,142,859	8,159,808	260,239	903,671
Owned by operator of multiple unit ¹acres 1954...	38,252,444	18,809,773	7,438,853	221,338	332,925
.....1950...	42,749,369	21,593,108	7,320,951	193,660	755,704
Proportion of all land in the landlord-tenant operation.....percent 1954...	79.7	74.8	89.2	61.2	78.2
.....1950...	81.1	76.7	89.7	74.4	83.6
Rented by operator of multiple unit ¹acres 1954...	9,734,998	6,335,173	902,278	140,579	92,540
.....1950...	9,930,932	6,549,751	838,857	66,579	147,967
Subunits not included in multiple units.....operators reporting 1954...	32,322	15,268	7,187	140	213
.....1950...	42,946	22,199	8,181	123	542
number 1954...	75,013	40,397	11,785	380	407
.....1950...	107,550	63,420	13,649	300	1,065
Share tenants.....number 1954...	51,214	26,221	9,712	295	272
.....1950...	61,776	37,939	7,481	245	472
Other tenants, not croppers nor share tenants.....number 1954...	23,799	14,176	2,073	85	135
.....1950...	45,774	25,481	6,168	55	593
Land in subunits not included in multiple units.....acres 1954...	3,687,156	2,035,847	453,858	54,343	31,225
.....1950...	5,574,621	3,137,313	609,576	25,413	91,369

¹Land in managed landlord-tenant operations classified on basis of whether owned or rented by the employer.

MULTIPLE-UNIT OPERATIONS

Summary Table 14.—SPECIFIED AVERAGES FOR MULTIPLE-UNIT OPERATIONS, BY TYPE FARM: CENSUSES OF 1954 AND 1950

Item (For definitions and explanations, see text)	Multiple-unit area, total	Type of farm									
		Cotton	Tobacco	Rice	Peanut	Cotton and tobacco	Cotton and rice	Cotton and peanut	Tobacco and peanut	Cotton, tobacco, and peanut	Miscellaneous
AVERAGE PER MULTIPLE UNIT ¹											
Subunits in multiple-unit operations.....number 1954...	3.1	3.5	2.5	2.5	2.5	2.9	7.4	2.9	3.1	3.6	2.3
1950...	3.2	3.7	2.5	2.4	2.7	3.0	4.2	3.1	2.9	3.6	2.3
Land in multiple-unit operations.....acres 1954...	335.9	390.7	204.2	912.7	534.9	239.5	1,154.3	525.5	298.6	385.3	425.4
1950...	319.5	351.4	203.9	857.0	469.5	252.5	920.3	454.2	290.4	387.2	383.8
Cropland harvested.....acres 1954...	113.0	146.9	52.9	435.5	129.0	82.0	646.8	169.2	91.2	138.1	100.8
1949...	110.8	137.7	55.7	343.1	133.7	86.3	397.7	160.5	92.4	140.0	91.1
Corn harvested for grain.....acres 1954...	31.7	34.2	21.3	13.3	51.8	29.3	46.6	62.5	38.3	52.2	32.1
1949...	32.7	33.9	23.0	15.8	50.8	31.1	38.5	56.8	38.0	51.7	31.0
Cotton harvested.....acres 1954...	47.2	58.7	5.3	15.9	5.7	18.7	208.5	31.8	5.9	23.9	11.8
1949...	56.7	70.8	8.1	14.5	9.0	24.9	116.0	35.8	5.9	28.4	11.7
Tobacco harvested.....acres 1954...	7.8	1.9	7.4	...	1.5	9.1	...	2.4	10.7	10.4	1.8
1949...	7.4	2.0	7.5	...	3.1	7.8	...	2.1	8.7	8.4	1.9
Rice harvested.....acres 1954...	246.8	125.8	...	310.8	211.4	10.0
1949...	193.3	19.0	...	234.3	152.5	10.0
Peanuts harvested for picking or threshing...acres 1954...	26.6	2.4	7.2	...	44.5	5.8	1.0	34.4	20.1	22.3	11.8
1949...	34.0	3.4	7.9	...	57.1	11.6	1.0	40.2	23.9	31.8	11.6
Horses and mules.....number 1954...	2.7	2.9	2.3	2.8	1.9	2.7	4.2	3.5	3.6	4.7	2.0
1950...	3.7	4.1	3.0	4.1	3.4	3.4	5.6	4.6	3.8	5.4	2.7
AVERAGE PER SUBUNIT IN MULTIPLE UNITS ¹											
Land in subunits.....acres 1954...	109.9	110.4	81.5	366.2	217.7	81.4	156.7	180.3	95.1	107.8	188.6
1950...	100.4	94.8	80.2	355.8	175.4	83.2	220.7	146.9	99.5	106.6	165.8
Cropland harvested.....acres 1954...	37.0	41.5	21.1	174.7	52.5	27.9	87.8	58.1	29.0	38.6	44.7
1949...	34.8	37.1	21.9	142.5	49.9	28.4	95.4	51.9	31.7	38.5	39.4
Corn harvested for grain.....acres 1954...	14.8	14.6	11.7	12.1	27.1	12.7	15.9	26.5	15.0	17.7	20.3
1949...	14.0	13.2	11.8	12.5	23.9	12.2	16.3	21.8	15.5	16.7	18.8
Cotton harvested.....acres 1954...	17.1	19.1	3.4	10.6	4.7	9.0	30.5	14.5	3.3	9.2	7.8
1949...	19.2	21.7	4.0	11.6	6.1	10.4	34.8	15.0	3.3	10.3	7.6
Tobacco harvested.....acres 1954...	3.9	1.6	3.8	...	0.8	4.1	...	2.0	4.4	3.9	1.4
1949...	3.7	1.6	3.9	...	2.6	3.4	...	1.7	3.9	3.3	1.5
Rice harvested.....acres 1954...	195.5	100.6	...	201.8	191.5	10.0
1949...	143.6	19.0	...	161.7	122.8	10.0
Peanuts harvested for picking or threshing...acres 1954...	12.3	1.5	3.9	...	24.3	4.5	1.0	16.3	8.3	8.8	8.3
1949...	14.5	2.5	3.8	...	26.9	5.5	1.0	16.9	10.3	11.2	7.7
Horses and mules.....number 1954...	0.9	0.8	0.9	1.1	0.8	0.9	0.6	1.2	1.1	1.3	0.9
1950...	1.2	1.1	1.2	1.7	1.3	1.1	1.3	1.5	1.3	1.5	1.2
AVERAGE PRODUCTION PER ACRE											
Corn harvested for grain.....bushels 1954...	17.8	14.9	26.3	17.4	21.4	13.7	18.1	13.1	30.6	19.7	21.2
1949...	22.6	20.1	32.4	21.4	17.0	22.9	20.1	15.3	25.8	22.2	26.4
Corn harvested.....bales 1954...	0.74	0.74	0.77	0.82	0.66	0.68	0.85	0.65	0.88	0.75	0.70
1949...	0.60	0.62	0.61	0.62	0.62	0.47	0.64	0.43	0.61	0.52	0.69
Tobacco harvested.....pounds 1954...	1,237	1,199	1,262	...	1,030	1,132	...	1,006	1,443	1,267	1,382
1949...	1,181	1,122	1,172	...	968	1,201	...	1,140	1,177	1,206	1,248
Rice harvested.....bushels 1954...	58.6	93.5	...	60.0	57.3	57.6
1949...	47.6	50.0	...	46.3	49.7	35.0
Peanuts harvested for picking or threshing..pounds 1954...	812	398	1,088	...	930	828	272	668	1,382	966	684
1949...	840	569	859	...	864	838	300	818	875	876	900

¹Averages for cropland harvested and horses and mules based on all farms or units; all other averages based on units or subunits reporting the item.

SUMMARY

**Summary Table 17.—SPECIFIED AVERAGES FOR MULTIPLE-UNIT OPERATIONS,
BY ACRES OF CROPLAND HARVESTED: CENSUSES OF 1954 AND 1950**

Item (For definitions and explanations, see text)	Multiple- unit area, total	Acres of cropland harvested							
		None	Under 20 acres	20 to 29 acres	30 to 49 acres	50 to 99 acres	100 to 199 acres	200 to 499 acres	500 or more acres
AVERAGE PER MULTIPLE UNIT¹									
Subunits in multiple-unit operations.....number 1954..	3.1	2.1	2.1	2.1	2.3	2.6	3.3	4.9	12.0
1950..	3.2	2.2	2.1	2.1	2.2	2.6	3.4	5.5	15.3
Land in multiple-unit operations.....acres 1954..	335.9	211.1	103.3	126.1	161.6	242.9	418.0	785.5	1,961.9
1950..	319.5	276.8	124.3	135.6	156.2	222.7	385.0	743.3	1,961.6
Cropland harvested.....acres 1954..	113.0	...	11.5	24.5	38.9	70.4	138.7	299.6	903.5
1949..	110.8	...	12.2	24.5	39.0	70.2	137.6	296.8	905.8
Corn harvested for grain.....acres 1954..	31.7	...	6.0	10.4	15.7	26.4	44.7	74.8	146.1
1949..	32.7	...	6.8	10.6	15.6	25.7	44.0	76.6	170.8
Cotton harvested.....acres 1954..	47.2	...	5.9	9.0	13.0	22.2	43.3	97.7	322.0
1949..	56.7	...	6.9	10.4	15.4	27.2	54.2	126.2	437.3
Tobacco harvested.....acres 1954..	7.8	...	2.9	4.9	6.5	8.8	12.5	19.2	37.0
1949..	7.4	...	3.0	4.5	5.9	7.6	11.1	19.4	42.1
Rice harvested.....acres 1954..	246.8	...	9.5	17.8	25.1	50.2	105.5	197.8	394.2
1949..	193.3	...	10.7	15.6	25.4	55.9	101.4	214.2	443.6
Peanuts harvested for picking or threshing.....acres 1954..	26.6	...	2.9	4.8	7.5	13.5	25.9	55.1	119.8
1949..	34.0	...	3.8	6.0	9.4	17.2	34.4	70.2	156.4
Horses and mules.....number 1954..	2.7	0.5	1.3	1.8	2.0	2.4	3.1	4.6	9.4
1950..	3.7	1.4	1.7	2.2	2.6	3.2	4.3	6.7	16.1
AVERAGE PER SUBUNIT IN MULTIPLE UNITS¹									
Land in subunits.....acres 1954..	109.9	99.0	49.4	58.7	71.5	94.6	128.1	159.9	164.0
1950..	100.4	126.6	60.0	63.9	70.2	87.2	114.5	135.7	128.1
Cropland harvested.....acres 1954..	37.0	...	5.5	11.4	17.2	27.4	42.5	61.0	75.5
1949..	34.8	...	5.9	11.6	17.5	27.5	40.9	54.2	59.1
Corn harvested for grain.....acres 1954..	14.8	...	4.7	7.1	9.4	13.3	17.8	21.9	24.1
1949..	14.0	...	5.3	7.1	9.1	12.6	16.8	19.6	18.4
Cotton harvested.....acres 1954..	17.1	...	4.9	6.5	8.1	11.3	15.8	21.8	27.5
1949..	19.2	...	5.6	7.2	9.1	13.0	18.8	25.2	29.2
Tobacco harvested.....acres 1954..	3.9	...	2.1	3.1	3.7	4.2	4.5	4.9	5.2
1949..	3.7	...	2.3	2.9	3.4	3.7	4.1	4.6	5.1
Rice harvested.....acres 1954..	195.5	...	9.5	17.8	24.4	46.5	84.9	161.9	289.6
1949..	143.6	...	10.7	14.0	22.9	42.2	83.4	167.9	256.0
Peanuts harvested for picking or threshing.....acres 1954..	12.3	...	2.6	4.1	5.5	8.2	11.8	16.8	21.2
1949..	14.5	...	3.4	5.0	6.8	10.0	14.7	18.6	21.9
Horses and mules.....number 1954..	0.9	0.3	0.6	0.8	0.9	0.9	0.9	0.9	0.8
1950..	1.2	0.6	0.8	1.0	1.2	1.3	1.3	1.2	1.0
AVERAGE PRODUCTION PER ACRE									
Corn harvested for grain.....bushels 1954..	17.8	...	21.4	19.5	18.8	17.9	17.5	17.2	17.4
1949..	22.6	...	25.7	25.6	24.7	23.2	22.1	21.7	21.2
Cotton harvested.....bales 1954..	0.74	...	0.65	0.68	0.69	0.69	0.69	0.72	0.82
1949..	0.60	...	0.54	0.53	0.54	0.54	0.56	0.60	0.68
Tobacco harvested.....pounds 1954..	1,237	...	1,212	1,183	1,210	1,247	1,260	1,265	1,255
1949..	1,181	...	1,125	1,146	1,161	1,198	1,200	1,199	1,151
Rice harvested.....bushels 1954..	58.6	...	58.7	58.6	57.1	58.1	60.3	59.9	57.9
1949..	47.6	...	40.9	46.7	57.0	42.2	42.4	50.7	46.9
Peanuts harvested for picking or threshing.....pounds 1954..	812	...	978	1,033	1,038	936	828	767	708
1949..	840	...	889	924	910	860	845	836	802

¹Averages for cropland harvested and horses and mules based on all farms or units; all other averages based on units or subunits reporting the item.

MULTIPLE-UNIT OPERATIONS

Summary Table 20.—SPECIFIED AVERAGES FOR MULTIPLE-UNIT OPERATIONS, BY NUMBER OF SUBUNITS: CENSUSES OF 1954 AND 1950

Item (For definitions and explanations, see text)	Multiple-unit area, total	Number of subunits					
		2	3	4	5 to 9	10 to 19	20 or more
AVERAGE PER MULTIPLE UNIT ¹							
Subunits in multiple-unit operations.....number 1954...	3.1	2.0	3.0	4.0	6.1	12.9	32.4
1950...	3.2	2.0	3.0	4.0	6.1	13.0	33.0
Land in multiple-unit operations.....acres 1954...	335.9	213.1	335.2	472.2	761.0	1,401.7	2,614.9
1950...	319.5	199.9	307.3	449.3	671.0	1,280.4	2,362.1
Cropland harvested.....acres 1954...	113.0	65.2	107.4	156.2	270.2	576.5	1,238.7
1949...	110.8	62.8	103.4	149.6	243.5	511.9	1,138.0
Corn harvested for grain.....acres 1954...	31.7	21.7	32.8	44.1	66.1	107.9	171.3
1949...	32.7	21.4	32.3	45.3	66.6	115.7	200.9
Cotton harvested.....acres 1954...	47.2	23.5	37.2	53.5	96.6	229.7	552.2
1949...	56.7	27.9	42.7	61.1	105.4	253.1	654.0
Tobacco harvested.....acres 1954...	7.8	5.1	8.7	13.0	21.7	51.7	128.4
1949...	7.4	4.8	8.2	11.6	19.8	44.5	110.9
Rice harvested.....acres 1954...	246.8	202.0	275.2	244.8	286.3	286.6	408.3
1949...	193.3	146.8	227.3	234.6	322.9	513.2	427.9
Peanuts harvested for picking or threshing.....acres 1954...	26.6	17.2	24.3	35.2	55.6	93.1	186.7
1949...	34.0	20.4	31.3	43.5	68.9	136.1	207.5
Horses and mules.....number 1954...	2.7	1.8	2.7	3.7	5.7	10.6	19.1
1950...	3.7	2.5	3.6	4.9	7.3	13.8	27.0
AVERAGE PER SUBUNIT IN MULTIPLE UNITS ²							
Land in subunits.....acres 1954...	109.9	106.6	111.7	118.0	124.0	108.5	80.8
1950...	100.4	100.0	102.4	112.3	109.5	98.3	71.6
Cropland harvested.....acres 1954...	37.0	32.6	35.8	39.1	44.0	44.6	38.3
1949...	34.8	31.4	34.5	37.4	39.7	39.3	34.5
Corn harvested for grain.....acres 1954...	14.8	14.6	14.9	15.2	15.7	14.6	12.1
1949...	14.0	13.7	14.2	15.1	15.0	14.3	10.7
Cotton harvested.....acres 1954...	17.1	15.8	16.1	16.7	18.3	19.3	17.6
1949...	19.2	17.6	18.1	18.9	20.2	21.2	20.8
Tobacco harvested.....acres 1954...	3.9	3.5	3.8	4.2	4.5	5.1	5.1
1949...	3.7	3.3	3.7	3.9	4.3	4.7	5.2
Rice harvested.....acres 1954...	195.5	170.0	187.2	189.6	211.1	250.4	352.3
1949...	143.6	123.4	144.5	161.3	171.5	196.2	352.4
Peanuts harvested for picking or threshing.....acres 1954...	12.3	12.6	11.9	12.7	13.0	10.6	9.0
1949...	14.5	13.9	14.7	15.0	15.2	14.6	11.2
Horses and mules.....number 1954...	0.9	0.9	0.9	0.9	0.9	0.8	0.6
1950...	1.2	1.2	1.2	1.2	1.2	1.1	0.8
AVERAGE PRODUCTION PER ACRE							
Corn harvested for grain.....bushels 1954...	17.8	18.0	17.8	17.5	16.9	17.7	20.0
1949...	22.6	23.1	22.7	22.5	21.9	21.8	22.1
Cotton harvested.....bales 1954...	0.74	0.65	0.69	0.73	0.77	0.84	0.89
1949...	0.60	0.52	0.55	0.57	0.61	0.67	0.75
Tobacco harvested.....pounds 1954...	1,237	1,227	1,236	1,240	1,248	1,259	1,331
1949...	1,181	1,178	1,182	1,190	1,181	1,204	1,124
Rice harvested.....bushels 1954...	58.6	59.3	58.7	55.4	60.2	58.2	54.4
1949...	47.6	47.0	45.6	50.1	43.7	53.9	53.3
Peanuts harvested for picking or threshing.....pounds 1954...	812	769	800	789	845	969	1,039
1949...	840	818	827	850	852	891	895

¹Averages for cropland harvested and horses and mules based on all farms or units; all other averages based on units or subunits reporting the item.

SUMMARY

Summary Table 21.—PERCENT DISTRIBUTION OF MULTIPLE-UNIT OPERATIONS, BY NUMBER OF SUBUNITS, WITH PERCENT OF CROPLAND HARVESTED REPRESENTED BY SPECIFIED CROPS: CENSUSES OF 1954 AND 1950

Item (For definitions and explanations, see text)	Multiple-unit area, total	Number of subunits					
		2	3	4	5 to 9	10 to 19	20 or more
	Percent	Percent	Percent	Percent	Percent	Percent	Percent
Multiple-unit operations.....number 1954...	100.0	63.7	18.5	7.3	8.1	1.9	0.6
1950...	100.0	62.8	18.4	7.3	8.5	2.1	0.9
Subunits in multiple-unit operations.....total number 1954...	100.0	41.6	18.1	9.5	16.2	7.9	6.5
1950...	100.0	39.5	17.3	9.2	16.3	8.6	9.1
Home farms.....number 1954...	100.0	63.8	18.5	7.2	8.0	1.9	0.6
1950...	100.0	63.1	18.3	7.3	8.3	2.1	0.9
Cropper farms.....number 1954...	100.0	31.5	18.0	10.6	19.9	10.7	9.3
1950...	100.0	29.6	16.9	10.0	19.7	11.3	12.4
Land in multiple-unit operations.....total acres 1954...	100.0	40.4	18.4	10.3	18.3	7.8	4.8
1950...	100.0	39.3	17.7	10.3	17.8	8.4	6.5
Home farms.....acres 1954...	100.0	41.4	18.4	10.1	17.9	7.6	4.6
1950...	100.0	40.9	17.6	10.2	17.1	8.0	6.1
Cropper farms.....acres 1954...	100.0	35.3	18.9	10.9	20.1	9.0	5.7
1950...	100.0	33.1	18.0	10.7	20.7	9.8	7.8
Cropland harvested.....total acres 1954...	100.0	36.7	17.6	10.1	19.3	9.6	6.8
1949...	100.0	35.6	17.2	9.9	18.6	9.7	9.0
Corn harvested for grain.....multiple units reporting 1954...	100.0	62.7	19.1	7.6	8.2	1.8	0.6
1949...	100.0	62.0	18.9	7.5	8.6	2.1	0.9
subunits reporting 1954...	100.0	43.5	19.6	10.2	16.2	6.4	4.1
1949...	100.0	41.4	18.4	9.7	16.3	7.2	7.0
acres 1954...	100.0	42.9	19.8	10.5	17.2	6.3	3.4
1949...	100.0	40.6	18.7	10.4	17.5	7.4	5.4
bushels 1954...	100.0	43.5	19.8	10.3	16.3	6.2	3.8
1949...	100.0	41.5	18.8	10.4	17.0	7.1	5.3
Cotton harvested.....multiple units reporting 1954...	100.0	57.2	19.7	8.7	10.8	2.7	0.9
1949...	100.0	56.3	19.8	8.7	11.0	2.9	1.3
subunits reporting 1954...	100.0	30.7	16.4	10.1	20.5	11.8	10.5
1949...	100.0	30.1	15.8	9.5	19.4	11.8	13.3
acres 1954...	100.0	28.4	15.5	9.9	22.0	13.4	10.8
1949...	100.0	27.7	14.9	9.4	20.4	13.1	14.5
bales 1954...	100.0	24.9	14.4	9.7	22.9	15.1	13.0
1949...	100.0	24.0	13.7	8.9	20.9	14.5	18.1
Tobacco harvested.....multiple units reporting 1954...	100.0	66.9	19.4	6.9	6.0	0.8	0.1
1949...	100.0	66.5	18.9	6.9	6.6	0.9	0.1
subunits reporting 1954...	100.0	48.6	21.8	10.7	14.2	3.9	0.9
1949...	100.0	48.1	20.6	10.2	15.1	4.5	1.4
acres 1954...	100.0	43.8	21.7	11.5	16.7	5.2	1.2
1949...	100.0	43.1	20.8	10.8	17.6	5.7	2.1
pounds 1954...	100.0	43.4	21.7	11.6	16.8	5.3	1.3
1949...	100.0	43.0	20.8	10.9	17.6	5.8	2.0
Rice harvested.....multiple units reporting 1954...	100.0	48.0	14.6	7.7	17.5	7.4	4.7
1949...	100.0	65.9	14.2	8.3	6.4	2.5	2.7
subunits reporting 1954...	100.0	45.2	17.0	7.9	18.8	6.7	4.3
1949...	100.0	58.2	16.6	9.0	9.0	4.8	2.4
acres 1954...	100.0	39.3	16.3	7.7	20.3	8.6	7.8
1949...	100.0	50.0	16.7	10.1	10.8	6.5	5.9
bushels 1954...	100.0	39.8	16.3	7.3	20.8	8.6	7.3
1949...	100.0	49.5	16.0	10.6	9.9	7.4	6.6
Peanuts harvested for picking or threshing.....multiple units reporting 1954...	100.0	55.5	21.4	9.6	11.5	1.7	0.2
1949...	100.0	54.5	21.3	9.7	11.8	2.2	0.4
subunits reporting 1954...	100.0	35.2	20.3	12.3	22.9	7.1	2.2
1949...	100.0	34.1	19.4	12.0	22.9	8.8	2.8
acres 1954...	100.0	35.9	19.6	12.8	24.1	6.1	1.6
1949...	100.0	32.8	19.7	12.5	24.0	8.9	2.2
pounds 1954...	100.0	34.0	19.3	12.4	25.0	7.3	2.1
1949...	100.0	31.9	19.3	12.6	24.3	9.4	2.3
Horses and mules.....multiple units reporting 1954...	100.0	61.4	19.4	7.9	8.7	2.0	0.7
1950...	100.0	61.4	19.0	7.7	8.9	2.2	0.9
number 1954...	100.0	42.5	18.5	10.0	17.1	7.4	4.4
1950...	100.0	41.5	17.9	9.8	16.7	7.8	6.4
Landlord-tenant operations containing multiple units:							
All subunits including home farm.....number 1954...	100.0	41.9	18.1	9.6	16.4	7.9	6.2
1950...	100.0	39.8	17.2	9.4	16.5	8.5	8.7
Land in all subunits including home farm.....acres 1954...	100.0	40.3	18.5	10.3	18.3	7.9	4.7
1950...	100.0	39.3	17.6	10.3	18.0	8.3	6.5
Owned by operator of multiple unit.....acres 1954...	100.0	41.4	18.6	10.2	17.6	7.5	4.6
1950...	100.0	40.1	17.7	10.3	17.6	7.9	6.4
Rented by operator of multiple unit.....acres 1954...	100.0	36.3	17.9	10.4	21.1	9.3	5.1
1950...	100.0	35.9	17.5	10.1	19.9	10.1	6.6
Subunits not included in multiple units.....operators reporting 1954...	100.0	55.5	18.7	8.8	12.2	3.6	1.4
1950...	100.0	54.1	19.0	8.9	12.1	3.9	2.0
number 1954...	100.0	43.0	17.6	9.6	17.3	7.8	4.6
1950...	100.0	41.0	16.6	10.0	17.3	8.0	7.2
Share tenants.....number 1954...	100.0	43.3	17.9	9.3	16.4	8.4	4.7
1950...	100.0	38.6	16.8	9.9	17.8	8.6	8.3
Other tenants, not croppers nor share tenants.....number 1954...	100.0	42.4	17.0	10.4	19.4	6.5	4.4
1950...	100.0	44.2	16.4	10.1	16.5	7.1	5.7
Land in subunits not included in multiple units.....acres 1954...	100.0	39.5	19.0	10.4	19.4	8.0	3.7
1950...	100.0	39.3	17.0	9.8	19.6	7.8	6.5
Percent of cropland harvested represented by specified crops:							
Cropland harvested.....acres 1954...	100.0	100.0	100.0	100.0	100.0	100.0	100.0
1949...	100.0	100.0	100.0	100.0	100.0	100.0	100.0
Corn harvested for grain.....acres 1954...	25.1	29.3	28.2	26.1	22.4	16.4	12.6
1949...	26.9	30.7	29.3	28.4	25.3	20.5	16.1
Cotton harvested.....acres 1954...	27.7	21.5	24.4	27.1	31.7	38.6	44.2
1949...	35.5	27.6	30.9	33.7	38.9	47.9	57.2
Tobacco harvested.....acres 1954...	3.0	3.5	3.6	3.4	2.6	1.6	0.5
1949...	2.5	3.0	3.0	2.7	2.3	1.5	0.6
Rice harvested.....acres 1954...	1.5	1.6	1.4	1.2	1.6	1.4	1.8
1949...	0.6	0.9	0.6	0.6	0.4	0.4	0.4
Peanuts harvested for picking or threshing.....acres 1954...	2.2	2.2	2.5	2.8	2.8	1.4	0.5
1949...	3.6	3.3	4.1	4.5	4.6	3.3	0.9

MULTIPLE-UNIT OPERATIONS

Summary Table 22.—MULTIPLE-UNIT OPERATIONS, BY KIND OF TENANTS IN LANDLORD-TENANT OPERATION: CENSUSES OF 1954 AND 1950

Item (For definitions and explanations, see text)	Multiple-unit area, total	Kind of tenant in landlord-tenant operation		
		Croppers only	Both croppers and share tenants ¹	Croppers and tenants other than share tenants only
Multiple-unit operations.....				
number 1954...	131,877	99,555	23,957	8,365
1950...	147,441	104,495	27,176	15,770
Subunits in multiple-unit operations.....				
total number 1954...	403,186	283,406	89,530	30,250
1950...	469,270	299,971	116,625	52,674
Home farms.....				
total number 1954...	126,741	95,870	22,859	8,012
1950...	138,034	98,204	25,012	14,818
Proportion of multiple-unit operations with a home farm...percent 1954...	96.1	95.3	95.4	95.8
1950...	93.6	94.0	92.0	94.0
Cropper farms.....				
number 1954...	276,445	187,536	66,671	22,238
1950...	331,236	201,767	91,613	37,856
Land in multiple-unit operations.....				
total acres 1954...	44,300,286	26,051,936	13,649,247	4,599,103
1950...	47,105,680	24,948,138	15,772,257	6,385,285
Home farms.....				
acres 1954...	37,181,363	21,366,566	11,802,660	4,012,137
1950...	37,342,508	19,099,735	13,033,097	5,209,676
Proportion of all land in multiple-unit operations.....percent 1954...	83.9	82.0	86.5	87.2
1950...	79.3	76.6	82.6	81.6
Cropper farms.....				
acres 1954...	7,118,923	4,685,370	1,846,587	586,966
1950...	9,763,172	5,848,166	2,739,397	1,175,609
Cropland harvested.....				
total acres 1954...	14,903,239	9,848,200	3,741,564	1,313,475
1949...	16,337,633	9,840,119	4,617,732	1,879,782
Proportion of all land in multiple-unit operations.....percent 1954...	33.6	37.8	27.4	28.6
1950...	34.7	39.4	29.3	29.4
Corn harvested for grain.....				
multiple units reporting 1954...	118,009	89,391	21,303	7,315
1949...	134,536	95,803	24,531	14,202
subunits reporting 1954...	252,634	180,395	54,450	17,789
1949...	315,088	206,493	74,407	34,188
acres 1954...	3,739,539	2,584,510	857,422	297,607
1949...	4,400,828	2,799,342	1,095,010	506,476
bushels 1954...	66,545,737	46,982,573	14,880,119	4,683,045
1949...	99,431,279	65,153,651	23,386,310	10,891,318
Cotton harvested.....				
multiple units reporting 1954...	87,410	63,959	16,990	6,461
1949...	102,289	70,164	21,629	10,496
subunits reporting 1954...	241,954	161,733	58,866	21,355
1949...	302,561	183,256	86,452	32,853
acres 1954...	4,127,689	2,686,379	1,049,929	391,381
1949...	5,797,934	3,399,449	1,767,447	631,038
bales 1954...	3,055,985	1,963,358	796,902	295,725
1949...	3,486,581	2,029,093	1,083,522	373,966
Tobacco harvested.....				
multiple units reporting 1954...	56,649	44,702	9,742	2,205
1949...	54,791	41,266	8,064	5,461
subunits reporting 1954...	114,223	87,436	21,974	4,813
1949...	110,946	80,707	19,171	11,068
acres 1954...	440,106	328,293	91,134	20,679
1949...	405,628	288,636	76,015	40,977
pounds 1954...	544,253,018	408,739,602	110,622,882	24,890,534
1949...	479,109,200	343,223,220	87,851,386	48,034,594
Rice harvested.....				
multiple units reporting 1954...	931	541	329	61
1949...	528	272	202	54
subunits reporting 1954...	1,175	668	431	76
1949...	711	358	268	85
acres 1954...	229,751	124,096	86,381	19,274
1949...	102,088	43,390	49,638	9,060
bushels 1954...	13,465,980	7,467,846	4,929,250	1,068,884
1949...	4,854,653	2,009,937	2,358,247	486,469
Peanuts harvested for picking or threshing....				
multiple units reporting 1954...	12,577	9,171	2,377	1,029
1949...	17,286	12,110	3,040	2,136
subunits reporting 1954...	27,130	18,911	5,907	2,312
1949...	40,629	26,960	8,366	5,303
acres 1954...	334,429	223,186	75,805	35,438
1949...	587,121	373,364	133,703	80,054
pounds 1954...	271,682,188	182,840,290	63,357,180	25,484,718
1949...	493,382,939	315,961,634	114,434,565	62,986,740
Horses and mules.....				
multiple units reporting 1954...	102,481	76,981	19,029	6,471
1950...	125,671	89,960	22,651	13,060
number 1954...	353,514	234,195	91,616	27,703
1950...	546,848	336,862	147,911	62,075
Landlord-tenant operations containing multiple units:				
All subunits including home farm.....				
number 1954...	478,199	283,406	149,954	44,839
1950...	576,820	299,971	198,603	78,246
Land in all subunits including home farm.....				
acres 1954...	47,987,442	26,051,936	16,663,677	5,271,829
1950...	52,680,301	24,948,138	20,142,159	7,590,004
Owned by operator of multiple unit ²				
acres 1954...	38,252,444	20,094,153	13,816,268	4,342,023
1950...	42,749,369	19,560,006	16,829,227	6,360,136
Proportion of all land in the landlord-tenant operation.....percent 1954...	79.7	77.1	82.9	82.4
1950...	81.1	83.6	83.6	83.8
Rented by operator of multiple unit ²				
acres 1954...	9,734,998	5,957,783	2,847,409	929,806
1950...	9,930,932	5,388,132	3,312,932	1,229,868
Subunits not included in multiple units.....				
operators reporting 1954...	32,322	...	23,957	8,365
1950...	42,946	...	27,176	15,770
number 1954...	75,013	...	60,424	14,589
1950...	107,550	...	81,978	25,572
Share tenants.....				
number 1954...	51,214	...	51,214	...
1950...	61,776	...	61,776	...
Other tenants, not croppers nor share tenants.....				
number 1954...	23,799	...	9,210	14,589
1950...	45,774	...	20,202	25,572
Land in subunits not included in multiple units.....				
acres 1954...	3,687,156	...	3,014,430	672,726
1950...	5,974,621	...	4,369,902	1,204,719

¹Tenants other than croppers and share tenants may also have been a part of these landlord-tenant operations of whether owned or rented by the employer.²Land in managed landlord-tenant operations classified on basis

Summary Table 23.—SPECIFIED AVERAGES FOR MULTIPLE-UNIT OPERATIONS, BY KIND OF TENANTS IN LANDLORD-TENANT OPERATION: CENSUSES OF 1954 AND 1950

Item (For definitions and explanations, see text)	Multiple-unit area, total	Kind of tenant in landlord-tenant operation		
		Croppers only	Both croppers and share tenants ¹	Croppers and tenants other than share tenants only
AVERAGE PER MULTIPLE UNIT ²				
Subunits in multiple-unit operations.....number 1954...	3.1	2.8	3.7	3.6
1950...	3.2	2.9	4.3	3.3
Land in multiple-unit operations.....acres 1954...	335.9	261.7	569.7	549.8
1950...	319.5	238.7	580.4	404.9
Cropland harvested.....acres 1954...	113.0	98.9	156.2	157.0
1949...	110.8	94.2	169.9	119.2
Corn harvested for grain.....acres 1954...	31.7	28.9	40.2	40.7
1949...	32.7	29.2	44.6	35.7
Cotton harvested.....acres 1954...	47.2	42.0	61.8	60.6
1949...	56.7	48.5	81.7	60.1
Tobacco harvested.....acres 1954...	7.8	7.3	9.4	9.4
1949...	7.4	7.0	9.4	7.5
Rice harvested.....acres 1954...	246.8	229.4	262.6	316.0
1949...	193.3	159.5	245.7	167.8
Peanuts harvested for picking or threshing.....acres 1954...	26.6	24.3	31.9	34.4
1949...	34.0	30.8	44.0	37.5
Horses and mules.....number 1954...	2.7	2.4	3.8	3.3
1950...	3.7	3.2	5.4	3.9
AVERAGE PER SUBUNIT IN MULTIPLE UNITS ²				
Land in subunits.....acres 1954...	109.9	91.9	152.5	152.0
1950...	100.4	83.2	135.2	121.2
Cropland harvested.....acres 1954...	37.0	34.7	41.8	43.4
1949...	34.8	32.8	39.6	35.7
Corn harvested for grain.....acres 1954...	14.8	14.3	15.7	16.7
1949...	14.0	13.6	14.7	14.8
Cotton harvested.....acres 1954...	17.1	16.6	17.8	18.3
1949...	19.2	18.6	20.4	19.2
Tobacco harvested.....acres 1954...	3.9	3.8	4.1	4.3
1949...	3.7	3.6	4.0	3.7
Rice harvested.....acres 1954...	195.5	185.8	200.4	253.6
1949...	143.6	121.2	185.2	106.6
Peanuts harvested for picking or threshing.....acres 1954...	12.3	11.8	12.8	15.3
1949...	14.5	13.8	16.0	15.1
Horses and mules.....number 1954...	0.9	0.8	1.0	0.9
1950...	1.2	1.1	1.3	1.2
AVERAGE PRODUCTION PER ACRE				
Corn harvested for grain.....bushels 1954...	17.8	18.2	17.4	15.7
1949...	22.6	23.3	21.4	21.5
Cotton harvested.....bales 1954...	0.74	0.73	0.76	0.76
1949...	0.60	0.60	0.61	0.59
Tobacco harvested.....pounds 1954...	1,237	1,245	1,214	1,204
1949...	1,181	1,189	1,156	1,172
Rice harvested.....bushels 1954...	58.6	60.2	57.1	55.5
1949...	47.6	46.3	47.5	53.7
Peanuts harvested for picking or threshing.....pounds 1954...	812	819	836	719
1949...	840	846	856	787

¹Tenants other than croppers and share tenants may also have been a part of these landlord-tenant operations. all farms or units; all other averages based on units or subunits reporting the item.²Averages for cropland harvested and horses and mules based on

MULTIPLE-UNIT OPERATIONS

Summary Table 24.—PERCENT DISTRIBUTION OF MULTIPLE-UNIT OPERATIONS, BY KIND OF TENANTS IN LANDLORD-TENANT OPERATION, WITH PERCENT OF CROPLAND HARVESTED REPRESENTED BY SPECIFIED CROPS: CENSUSES OF 1954 AND 1950

Item (For definitions and explanations, see text)	Multiple-unit area, total	Kind of tenant in landlord-tenant operation			
		Croppers only	Both croppers and share tenants ¹	Croppers and tenants other than share tenants only	
	Percent	Percent	Percent	Percent	
Multiple-unit operationsnumber 1954...	100.0	75.5	18.2	6.3	
.....1950...	100.0	70.9	18.4	10.7	
Subunits in multiple-unit operationstotal number 1954...	100.0	70.3	22.2	7.5	
.....1950...	100.0	63.9	24.8	11.2	
Home farms.....number 1954...	100.0	75.6	18.0	6.3	
.....1950...	100.0	71.1	18.1	10.7	
Cropper farms.....number 1954...	100.0	67.8	24.1	8.0	
.....1950...	100.0	60.9	27.7	11.4	
Land in multiple-unit operationstotal acres 1954...	100.0	58.8	30.8	10.4	
.....1950...	100.0	53.0	33.5	13.6	
Home farms.....acres 1954...	100.0	57.5	31.7	10.8	
.....1950...	100.0	51.1	34.9	14.0	
Cropper farms.....acres 1954...	100.0	65.8	25.9	8.2	
.....1950...	100.0	59.9	28.1	12.0	
Cropland harvestedtotal acres 1954...	100.0	66.1	25.1	8.8	
.....1949...	100.0	60.2	28.3	11.5	
Corn harvested for grainmultiple units reporting 1954...	100.0	75.7	18.0	6.2	
.....1949...	100.0	71.2	18.2	10.6	
subunits reporting 1954...	100.0	71.4	21.6	7.0	
.....1949...	100.0	65.5	23.6	10.9	
acres 1954...	100.0	69.1	22.9	8.0	
.....1949...	100.0	63.6	24.9	11.5	
bushels 1954...	100.0	70.6	22.4	7.0	
.....1949...	100.0	65.5	23.5	11.0	
Cotton harvestedmultiple units reporting 1954...	100.0	73.2	19.4	7.4	
.....1949...	100.0	68.6	21.1	10.3	
subunits reporting 1954...	100.0	66.8	24.3	8.8	
.....1949...	100.0	60.6	28.6	10.9	
acres 1954...	100.0	65.1	25.4	9.5	
.....1949...	100.0	58.6	30.5	10.9	
bales 1954...	100.0	64.2	26.1	9.7	
.....1949...	100.0	58.2	31.1	10.7	
Tobacco harvestedmultiple units reporting 1954...	100.0	78.9	17.2	3.9	
.....1949...	100.0	75.3	14.7	10.0	
subunits reporting 1954...	100.0	76.5	19.2	4.2	
.....1949...	100.0	72.7	17.3	10.0	
acres 1954...	100.0	74.6	20.7	4.7	
.....1949...	100.0	71.2	18.7	10.1	
pounds 1954...	100.0	75.1	20.3	4.6	
.....1949...	100.0	71.6	18.3	10.0	
Rice harvestedmultiple units reporting 1954...	100.0	58.1	35.3	6.6	
.....1949...	100.0	51.5	38.3	10.2	
subunits reporting 1954...	100.0	56.9	36.7	6.5	
.....1949...	100.0	50.4	37.7	12.0	
acres 1954...	100.0	54.0	37.6	8.4	
.....1949...	100.0	42.5	48.6	8.9	
bushels 1954...	100.0	55.5	36.6	7.9	
.....1949...	100.0	41.4	48.6	10.0	
Peanuts harvested for picking or threshingmultiple units reporting 1954...	100.0	72.9	18.9	8.2	
.....1949...	100.0	70.1	17.6	12.4	
subunits reporting 1954...	100.0	69.7	21.8	8.5	
.....1949...	100.0	66.4	20.6	13.1	
acres 1954...	100.0	66.7	22.7	10.6	
.....1949...	100.0	63.6	22.8	13.6	
pounds 1954...	100.0	67.3	23.3	9.4	
.....1949...	100.0	64.0	23.2	12.8	
Horses and mulesmultiple units reporting 1954...	100.0	75.1	18.6	6.3	
.....1950...	100.0	71.6	18.0	10.4	
number 1954...	100.0	66.2	25.9	7.8	
.....1950...	100.0	61.6	27.0	11.4	
Landlord-tenant operations containing multiple units:					
All subunits including home farm.....number 1954...	100.0	59.3	31.4	9.4	
.....1950...	100.0	52.0	34.4	13.6	
Land in all subunits including home farm.....acres 1954...	100.0	54.3	34.7	11.0	
.....1950...	100.0	47.4	38.2	14.4	
Owned by operator of multiple unit.....acres 1954...	100.0	52.5	36.1	11.4	
.....1950...	100.0	45.8	39.4	14.9	
Rented by operator of multiple unit.....acres 1954...	100.0	61.2	29.2	9.6	
.....1950...	100.0	54.3	33.4	12.4	
Subunits not included in multiple units.....operators reporting 1954...	100.0	...	74.1	25.9	
.....1950...	100.0	...	63.3	36.7	
number 1954...	100.0	...	80.6	19.4	
.....1950...	100.0	...	76.2	23.8	
Share tenants.....number 1954...	100.0	...	100.0	...	
.....1950...	100.0	...	100.0	...	
Other tenants, not croppers nor share tenants.....number 1954...	100.0	...	38.7	61.3	
.....1950...	100.0	...	44.1	55.9	
Land in subunits not included in multiple units.....acres 1954...	100.0	...	81.8	18.2	
.....1950...	100.0	...	78.4	21.6	
Percent of cropland harvested represented by specified crops:					
Cropland harvested.....acres 1954...	100.0	100.0	100.0	100.0	
.....1949...	100.0	100.0	100.0	100.0	
Corn harvested for grain.....acres 1954...	25.1	26.2	22.9	22.7	
.....1949...	26.9	28.4	23.7	26.9	
Cotton harvested.....acres 1954...	27.7	27.3	28.1	29.8	
.....1949...	35.5	34.5	38.3	33.6	
Tobacco harvested.....acres 1954...	3.0	3.3	2.4	1.6	
.....1949...	2.5	2.9	1.6	2.2	
Rice harvested.....acres 1954...	1.5	1.3	2.3	1.5	
.....1949...	0.6	0.4	1.1	0.5	
Peanuts harvested for picking or threshing.....acres 1954...	2.2	2.3	2.0	2.7	
.....1949...	3.6	3.8	2.9	4.3	

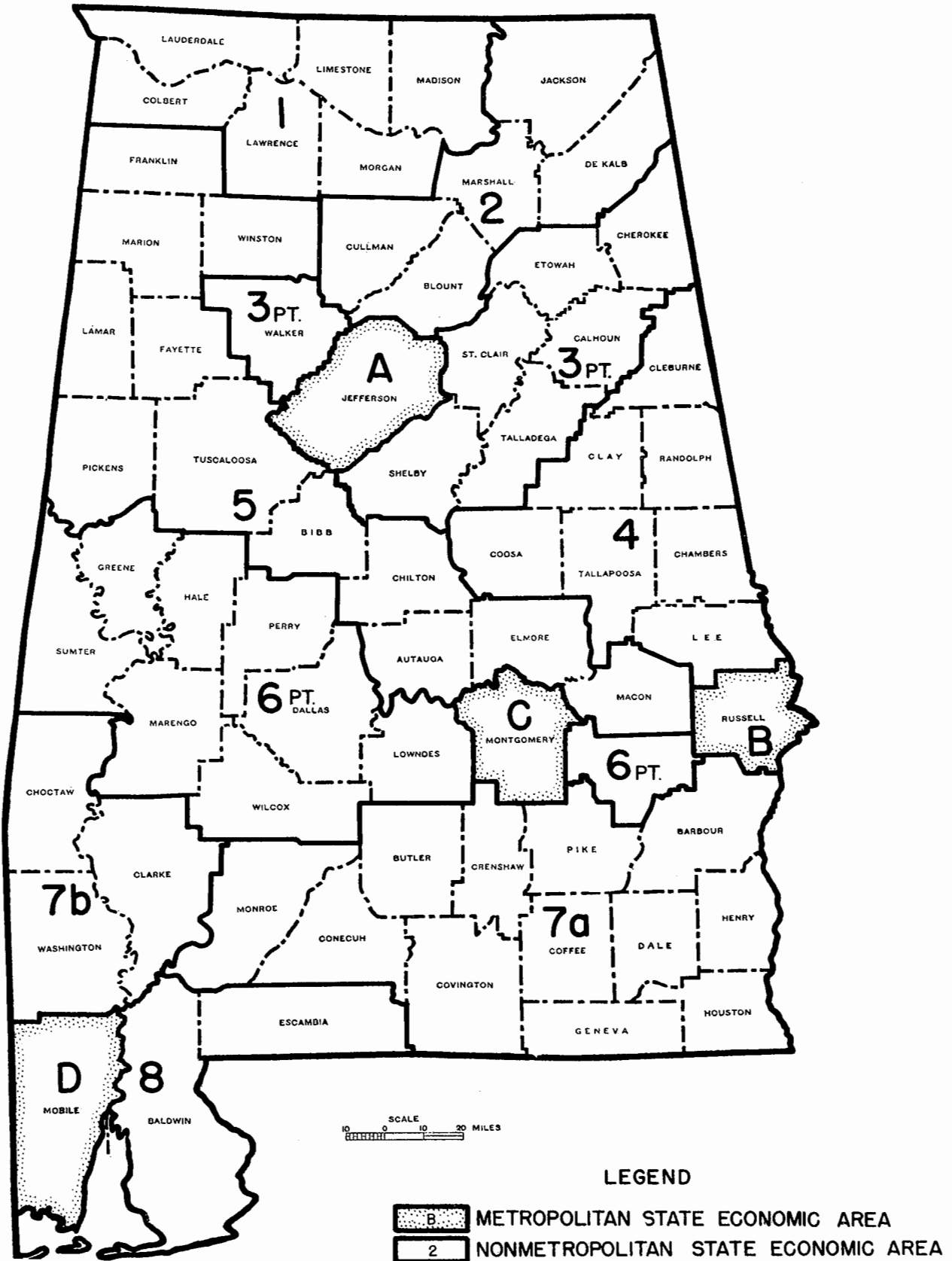
¹Tenants other than croppers and share tenants may also have been a part of these landlord-tenant operations.

STATISTICS FOR STATES

(53)

ALABAMA

State Economic Areas



CENSUSES OF 1954 AND 1950

Table with 13 columns representing Alabama counties (Chambers, Cherokee, Chilton, Choctaw, Clarke, Clay, Cleburne, Coffee, Colbert, Conecuh, Coosa, Covington, Crenshaw) and a 14th column for row numbers. The table contains population data for 1954 and 1950 for each county, with some cells containing (NA) or blank. Row numbers range from 1 to 94.

MULTIPLE-UNIT OPERATIONS

County Table 1.—MULTIPLE-UNIT OPERATIONS:

Table with 11 columns: Item (For definitions and explanations, see text), Cullman, Dale, Dallas, De Kalb, Elmore, Escambia, Etowah, Fayette, Franklin. Rows list various agricultural items and units across multiple years (1954, 1950, 1949).

NA Not available. Z Reported in small fractions.

MULTIPLE-UNIT OPERATIONS

County Table 1.—MULTIPLE-UNIT OPERATIONS.

Table with 11 columns: Item, Madison, Marengo, Marion, Marshall, Mobile, Monroe, Montgomery, Morgan, Perry. Rows include categories like All farms, Land in farms, Corn harvested, Cotton harvested, Tobacco harvested, Peanuts harvested, Horses and/or mules, Multiple-unit operations, and Farms not in multiple units.

NA Not available.

MULTIPLE-UNIT OPERATIONS

Economic Area Table 1.—MULTIPLE-UNIT OPERATIONS.

Item (For definitions and explanations, see text)	Areas 4 and B								
	Total	Size of unit							
		Under 30 acres	30 to 49 acres	50 to 69 acres	70 to 99 acres	100 to 139 acres	140 to 179 acres	180 to 219 acres	220 to 259 acres
1 Multiple-unit operations.....number 1954...	718	9	22	32	75	104	79	62	42
2 1950...	1,023	5	34	53	125	149	121	78	86
3 Subunits in multiple-unit operations.....total number 1954...	1,897	18	44	65	156	227	179	146	102
4 1950...	2,674	8	68	107	260	327	268	180	216
5 Home farms.....number 1954...	703	9	20	29	72	102	79	62	42
6 1950...	973	5	31	47	114	140	114	77	80
7 Cropper farms.....number 1954...	1,194	9	24	36	84	125	100	84	60
8 1950...	1,701	3	37	60	146	187	154	103	136
9 Land in multiple-unit operations....total acres 1954...	349,385	224	899	1,842	6,290	12,161	12,264	12,384	9,966
10 1950...	410,433	111	1,339	3,130	10,469	17,796	18,718	15,405	20,389
11 Home farms.....acres 1954...	302,213	113	488	1,034	4,378	9,100	9,490	9,845	7,965
12 1950...	337,782	66	679	1,687	6,307	11,467	13,369	12,238	15,469
13 Cropper farms.....acres 1954...	47,172	111	411	808	1,912	3,061	2,774	2,539	2,001
14 1950...	72,651	45	660	1,443	4,162	6,329	5,349	3,167	4,920
15 Cropland harvested.....total acres 1954...	56,253	140	404	810	2,462	4,240	3,834	3,733	2,562
16 1949...	80,774	52	681	1,460	4,896	6,993	6,362	4,547	5,345
17 Corn harvested for grain.....multiple units reporting 1954...	707	9	20	31	75	103	79	60	42
18 1949...	983	4	29	49	123	145	115	74	82
19 subunits reporting 1954...	1,573	11	24	47	125	186	153	119	92
20 1949...	2,157	5	45	74	198	266	216	150	175
21 acres 1954...	24,974	91	223	485	1,367	2,319	1,977	1,809	1,332
22 1949...	34,109	32	361	733	2,327	3,384	2,932	2,215	2,566
23 bushels 1954...	330,089	895	2,445	5,191	16,397	30,294	23,216	20,699	16,338
24 1949...	517,166	410	6,172	10,492	36,908	52,153	42,555	32,653	43,479
25 Cotton harvested.....multiple units reporting 1954...	655	5	18	26	65	95	74	55	39
26 1949...	911	3	25	43	117	134	104	69	78
27 subunits reporting 1954...	1,342	7	21	33	91	149	126	98	70
28 1949...	1,874	3	32	57	176	220	182	129	152
29 acres 1954...	15,867	27	125	223	712	1,229	1,104	966	778
30 1949...	26,614	20	230	486	1,669	2,326	2,198	1,581	1,789
31 bales 1954...	9,630	19	78	134	425	754	659	583	446
32 1949...	11,691	12	98	216	759	940	952	735	761
33 Tobacco harvested.....multiple units reporting 1954...
34 1949...
35 subunits reporting 1954...
36 1949...
37 acres 1954...
38 1949...
39 pounds 1954...
40 1949...
41 Peanuts harvested for picking or threshing.....multiple units reporting 1954...	33	...	1	1	1	2	2	3	1
42 1949...	58	1	6	5	4	5	10
43 subunits reporting 1954...	56	...	2	1	1	7	3	6	1
44 1949...	96	1	7	6	6	9	12
45 acres 1954...	239	...	7	1	1	9	4	13	1
46 1949...	414	1	19	6	10	64	33
47 pounds 1954...	130,745	...	5,000	595	105	4,732	642	8,566	120
48 1949...	218,888	200	6,125	1,775	3,170	12,740	17,775
49 Horses and/or mules....multiple units reporting 1954...	649	8	16	24	68	98	75	57	39
50 1950...	946	3	25	45	112	139	114	75	83
51 number 1954...	2,215	11	22	42	141	229	186	168	110
52 1950...	3,639	5	47	109	245	417	318	217	271
53 Landlord-tenant operations containing multiple units: All subunits including home farm.....number 1954...	2,392	27	50	69	173	249	198	160	119
54 1950...	3,665	12	77	126	291	377	294	211	261
55 Land in all subunits including home farm.....acres 1954...	377,904	1,432	1,090	1,889	6,863	12,699	13,000	13,334	10,707
56 1950...	470,040	545	1,639	3,754	12,288	20,835	19,872	16,540	25,152
57 Owned by operator of multiple unit.....acres 1954...	341,810	1,427	1,043	1,749	6,439	12,248	11,935	12,004	10,278
58 1950...	422,655	513	1,454	3,405	11,515	19,365	17,978	14,860	23,500
59 Rented by operator of multiple unit.....acres 1954...	36,094	5	47	140	424	451	1,065	1,330	429
60 1950...	47,385	32	185	349	773	1,470	1,894	1,680	1,652
61 Subunits not included in multiple units.....operators reporting 1954...	202	6	3	4	13	19	13	12	14
62 1950...	332	3	8	11	26	33	19	20	29
63 number 1954...	495	9	6	4	17	22	19	14	17
64 1950...	991	4	9	19	31	50	26	31	45
65 Share tenants.....number 1954...	145	3	1	3	5	14	12	9	8
66 1950...	373	1	5	8	12	37	14	13	19
67 Other tenants, not croppers nor share tenants.....number 1954...	350	6	5	1	12	8	7	5	9
68 1950...	618	3	4	11	19	13	12	18	26
69 Land in subunits not included in multiple units.....acres 1954...	28,519	1,208	191	47	573	538	736	950	741
70 1950...	59,607	434	300	624	1,819	3,039	1,154	1,135	4,763

MULTIPLE-UNIT OPERATIONS

Economic Area Table 1.—MULTIPLE-UNIT OPERATIONS.

Item (For definitions and explanations, see text)	Areas 6 and C									
	Total	Size of unit								220 to 259 acres
		Under 30 acres	30 to 49 acres	50 to 69 acres	70 to 99 acres	100 to 139 acres	140 to 179 acres	180 to 219 acres		
1 Multiple-unit operations.....number 1954...	1,152	34	55	50	67	73	47	61	48	
2 1950...	1,543	38	86	101	97	100	84	88	85	
3 Subunits in multiple-unit										
4 operations.....total number 1954...	4,384	74	117	106	152	184	122	161	145	
5 1950...	5,743	77	189	246	225	254	214	228	278	
6 Home farms.....number 1954...	1,134	32	51	46	65	73	47	60	47	
7 1950...	1,445	26	64	78	87	90	81	86	82	
8 Cropper farms.....number 1954...	3,250	42	66	60	87	111	75	101	98	
9 1950...	4,298	51	125	168	138	164	133	142	196	
10 Land in multiple-unit operations....total acres 1954...	1,111,055	637	2,178	2,892	5,504	8,539	7,479	11,990	11,321	
11 1950...	1,311,934	730	3,271	6,381	8,688	11,891	13,253	17,472	20,227	
12 Home farms.....acres 1954...	1,041,707	408	1,552	2,176	4,252	6,916	5,975	9,330	9,263	
13 1950...	1,202,922	265	1,740	3,635	6,110	8,169	10,124	14,106	15,845	
14 Cropper farms.....acres 1954...	69,348	229	626	716	1,252	1,623	1,504	2,660	2,058	
15 1950...	109,012	465	1,531	2,746	2,578	3,722	3,129	3,366	4,382	
16 Cropland harvested.....total acres 1954...	161,919	465	1,144	1,541	2,165	3,444	2,328	4,055	3,133	
17 1949...	208,175	580	2,333	3,805	4,146	4,856	4,898	5,665	6,560	
18 Corn harvested for										
19 grain.....multiple units reporting 1954...	1,072	27	50	48	66	73	44	57	44	
20 1949...	1,441	33	80	90	94	92	82	85	78	
21 subunits reporting 1954...	3,262	39	83	83	128	155	101	127	110	
22 1949...	4,515	49	152	172	196	202	179	191	213	
23 acres 1954...	47,816	177	510	731	1,056	1,478	982	1,650	1,333	
24 1949...	63,004	245	995	1,509	1,822	2,013	2,040	2,317	2,270	
25 bushels 1954...	503,421	1,327	3,105	6,448	8,683	11,691	9,545	13,987	11,997	
26 1949...	1,110,234	4,004	13,035	22,271	30,976	34,608	34,910	45,417	35,770	
27 Cotton harvested.....multiple units reporting 1954...	1,075	30	50	45	61	73	44	56	44	
28 1949...	1,389	33	80	93	89	87	74	83	78	
29 subunits reporting 1954...	3,591	53	85	78	117	157	90	127	113	
30 1949...	4,424	49	147	190	180	188	160	186	216	
31 acres 1954...	42,913	241	500	661	825	1,477	774	1,514	1,182	
32 1949...	60,115	282	1,100	1,730	1,738	2,075	1,696	2,272	2,741	
33 bales 1954...	23,680	138	260	349	422	821	432	773	608	
34 1949...	29,852	150	479	880	883	1,130	773	1,173	1,341	
35 Tobacco harvested.....multiple units reporting 1954...	
36 1949...	
37 subunits reporting 1954...	
38 1949...	
39 acres 1954...	
40 1949...	
41 pounds 1954...	
42 1949...	
43 Peanuts harvested for picking										
44 or threshing.....multiple units reporting 1954...	154	...	7	8	9	15	10	12	8	
45 1949...	261	2	8	10	14	19	21	16	19	
46 subunits reporting 1954...	264	...	10	12	12	29	14	16	16	
47 1949...	438	3	9	10	17	27	35	23	29	
48 acres 1954...	968	...	10	30	20	45	48	41	42	
49 1949...	1,701	3	15	22	70	92	124	82	77	
50 pounds 1954...	300,354	...	2,610	6,622	3,648	10,904	16,296	13,535	14,826	
51 1949...	819,539	816	5,034	17,209	31,894	33,534	61,757	34,959	29,647	
52 Horses and/or mules....multiple units reporting 1954...	1,016	23	49	37	57	62	32	53	42	
53 1950...	1,276	24	62	75	77	82	76	77	72	
54 number 1954...	5,402	50	111	77	133	145	83	148	135	
55 1950...	7,191	55	147	200	206	245	258	265	266	
56 Landlord-tenant operations containing multiple units:										
57 All subunits including home farm.....number 1954...	7,729	83	147	133	178	198	150	194	170	
58 1950...	11,160	105	254	383	294	324	274	316	410	
59 Land in all subunits including										
60 home farm.....acres 1954...	1,252,229	923	3,101	3,202	6,026	8,790	8,011	12,888	11,703	
61 1950...	1,563,253	1,865	5,898	15,189	13,553	14,198	16,205	21,200	31,344	
62 Owned by operator of multiple										
63 unit.....acres 1954...	966,035	528	2,321	2,063	4,225	5,830	7,152	9,679	9,609	
64 1950...	1,235,616	1,571	4,612	12,465	10,947	12,014	13,488	18,233	24,069	
65 Rented by operator of multiple										
66 unit.....acres 1954...	286,194	395	780	1,139	1,801	2,960	859	3,209	2,094	
67 1950...	327,637	294	1,286	2,724	2,606	2,184	2,717	2,967	7,275	
68 Subunits not included in										
69 multiple units.....operators reporting 1954...	567	9	14	13	24	9	14	22	16	
70 1950...	837	13	30	43	36	25	28	38	41	
71 number 1954...	3,345	9	30	27	26	14	28	33	25	
72 1950...	5,417	28	65	137	69	70	60	88	132	
73 Share tenants.....number 1954...	915	3	9	9	12	3	5	9	6	
74 1950...	1,389	8	25	27	20	13	15	20	19	
75 Other tenants, not croppers nor share										
76 tenants.....number 1954...	2,430	6	21	18	14	11	23	24	19	
77 1950...	4,028	20	40	110	49	57	45	68	113	
78 Land in subunits not included in multiple										
79 units.....acres 1954...	141,174	286	923	310	522	251	532	898	382	
80 1950...	251,319	1,135	2,627	8,808	4,865	2,307	2,952	3,728	11,117	

BY SIZE OF UNIT: CENSUSES OF 1954 AND 1950—Continued

Areas 6 and C—Continued			Area 7a												
Size of unit—Continued			Total	Size of unit											
260 to 499 acres	500 to 999 acres	1,000 acres and over		Under 30 acres	30 to 49 acres	50 to 69 acres	70 to 99 acres	100 to 139 acres	140 to 179 acres	180 to 219 acres	220 to 259 acres	260 to 499 acres	500 to 999 acres	1,000 acres and over	
246	155	316	2,199	20	49	62	167	258	232	205	201	587	247	171	1
243	273	348	3,067	17	61	105	375	521	212	316	230	690	369	171	2
858	558	1,907	5,812	40	100	127	341	547	509	457	474	1,626	822	769	3
796	1,108	2,128	8,299	36	122	217	771	1,134	473	743	562	1,949	1,315	977	4
243	154	316	2,160	18	48	62	162	254	224	202	197	577	246	170	5
237	269	345	2,832	13	57	91	337	479	192	294	212	642	349	166	6
615	404	1,591	3,652	22	52	65	179	293	285	255	277	1,049	576	599	7
559	839	1,783	5,467	23	65	126	434	655	281	449	350	1,307	966	811	8
108,033	115,240	837,242	935,255	357	1,981	3,659	13,804	30,455	36,771	40,315	47,790	234,224	171,383	354,516	9
89,693	194,704	945,624	1,112,509	351	2,389	6,288	33,459	67,160	33,611	62,404	54,639	244,167	257,274	350,767	10
95,782	104,942	801,111	743,567	138	880	1,832	7,103	17,802	23,302	26,925	32,591	177,669	138,214	317,111	11
75,565	174,200	893,163	823,619	106	1,053	2,805	17,041	40,118	20,365	41,613	35,818	171,174	195,330	298,396	12
12,251	10,298	36,131	191,688	219	1,101	1,827	6,701	12,653	13,469	13,390	15,199	56,555	33,169	37,405	13
14,128	20,504	52,461	288,890	245	1,336	3,483	16,418	27,042	13,246	20,791	18,821	72,993	62,144	52,371	14
24,841	20,696	98,107	274,544	199	1,179	1,936	7,738	15,935	17,932	19,023	21,638	88,165	46,760	54,039	15
24,995	38,048	112,289	356,114	268	1,613	4,155	20,496	36,400	17,207	29,327	24,764	93,388	72,505	55,991	16
224	143	296	2,109	12	40	55	161	247	228	195	194	571	238	168	17
232	252	323	2,950	12	58	96	352	501	204	305	225	675	353	169	18
648	425	1,363	4,344	12	49	74	226	391	378	330	351	1,228	667	638	19
641	865	1,655	6,624	16	74	144	575	937	371	597	448	1,594	1,074	794	20
8,371	7,146	24,382	107,278	83	496	916	3,607	7,391	7,590	7,774	8,231	32,471	17,941	20,778	21
9,579	12,875	27,339	127,320	129	750	1,731	7,742	14,352	5,974	10,825	8,495	33,940	25,002	18,380	22
81,646	68,095	286,897	1,416,772	779	5,971	10,849	44,231	92,201	94,949	98,770	100,353	429,072	251,482	288,115	23
157,212	242,555	489,476	1,819,356	2,030	10,819	22,927	109,617	198,266	80,537	148,320	115,434	478,628	378,240	274,538	24
227	143	302	2,067	12	42	57	159	245	221	190	187	562	231	161	25
219	238	315	2,601	11	45	84	323	454	179	261	192	593	310	149	26
678	442	1,651	4,135	15	47	68	203	342	347	305	341	1,222	629	616	27
603	839	1,666	5,424	15	56	120	464	741	292	466	353	1,314	893	710	28
7,997	4,882	22,860	53,703	66	317	471	1,607	3,280	3,611	3,810	4,309	16,782	9,113	10,337	29
8,725	11,037	26,719	66,897	75	327	1,909	3,182	7,684	3,185	4,955	4,307	16,128	13,264	11,881	30
4,460	2,667	12,750	35,759	45	218	334	1,178	2,290	2,541	2,684	2,896	11,300	5,793	6,480	31
4,438	5,698	12,907	26,131	39	149	539	1,564	2,846	1,228	1,818	1,650	5,865	4,788	5,645	32
...	21	6	3	4	1	1	4	1	1	33
...	11	4	1	2	1	3	34
...	31	8	4	7	3	1	6	1	1	35
...	14	5	2	2	1	4	36
...	111	24	11	15	7	1	36	3	14	37
...	63	15	4	5	5	34	38
...	117,550	20,000	12,100	17,500	6,600	250	39,100	2,000	20,000	39
...	49,444	14,300	4,340	5,900	4,800	20,104	40
28	24	33	1,891	6	30	40	125	217	200	184	182	538	226	143	41
50	58	44	2,688	6	35	79	319	449	191	285	214	626	334	150	42
46	46	63	3,711	6	31	47	140	280	305	283	315	1,136	617	551	43
83	98	104	5,857	9	40	114	466	751	338	525	397	1,468	1,005	744	44
120	326	286	52,394	29	149	270	1,037	2,573	3,133	3,436	4,106	17,575	10,127	9,959	45
297	516	403	99,442	49	267	836	5,103	9,157	5,066	8,299	7,304	27,128	21,080	15,158	46
50,079	84,784	97,050	28,190,562	14,800	92,004	161,118	603,302	1,368,831	1,846,354	1,986,328	2,331,830	9,523,486	5,501,172	4,751,337	47
144,326	283,799	176,564	82,502,164	45,800	192,767	681,757	4,388,970	7,453,514	4,116,230	7,052,545	5,852,288	22,528,065	17,362,793	12,827,435	48
219	149	293	1,782	9	34	50	129	200	189	156	153	481	222	159	49
220	228	283	2,709	9	46	80	335	454	190	285	204	609	341	156	50
836	703	2,981	6,454	10	52	96	274	494	490	396	391	1,724	1,160	1,367	51
1,028	1,491	3,030	10,931	14	84	162	855	1,282	542	919	734	2,565	1,975	1,799	52
1,140	989	4,347	7,416	50	111	151	376	627	632	526	555	1,934	1,053	1,401	53
1,135	1,837	5,828	11,032	40	147	269	906	1,373	570	914	680	2,538	1,851	1,744	54
120,294	128,445	948,846	1,034,126	1,092	2,566	4,232	16,099	36,054	45,757	45,129	52,740	253,685	186,837	389,935	55
103,129	234,940	1,105,732	1,306,032	675	3,551	9,044	41,120	83,599	40,403	71,946	64,253	293,945	300,068	397,428	56
92,522	102,160	729,946	844,394	1,065	2,190	3,476	14,353	31,001	37,334	34,396	42,964	197,505	150,330	329,780	57
76,566	182,960	878,691	1,102,005	644	3,066	7,944	35,763	72,049	32,590	57,691	54,792	239,006	247,836	350,624	58
27,772	26,285	218,900	189,732	27	376	756	1,746	5,053	8,423	10,733	9,776	56,180	36,507	60,155	59
26,563	51,980	227,041	204,027	31	485	1,100	5,397	11,550	7,813	14,255	9,461	54,939	52,232	46,804	60
116	85	245	711	7	8	15	31	63	66	52	54	185	118	112	61
113	174	296	1,148	3	18	30	85	143	58	101	74	284	219	133	62
282	431	2,440	1,604	10	11	24	35	80	123	69	81	308	231	632	63
339	729	3,700	2,733	4	25	52	135	239	97	171	118	589	536	767	64
91	93	675	894	5	8	15	16	49	73	33	47	218	137	293	65
75	253	914	1,412	1	18	27	67	120	50	82	63	367	302	315	66
191	338	1,765	710	5	3	9	19	31	50	36	34	90	94	339	67
264	476	2,786	1,321	3	7	25	68	119	47	89	55	222	234	452	68
12,261	13,205	111,604	98,871	735	585	573	2,295	5,599	8,986	4,814	4,950	19,461	15,454	35,419	69
13,436	40,236	160,108	193,523	324	1,162	2,756	7,661	16,439	6,792	9,542	9,614	49,778	42,794	46,661	70

MULTIPLE-UNIT OPERATIONS

Economic Area Table 1.—MULTIPLE-UNIT OPERATIONS,

Item (For definitions and explanations, see text)	Area 7b								
	Total	Size of unit							
		Under 30 acres	30 to 49 acres	50 to 69 acres	70 to 99 acres	100 to 139 acres	140 to 179 acres	180 to 219 acres	220 to 259 acres
1 Multiple-unit operations.....number 1954...	174	8	9	10	15	17	9	12	9
2 1950...	221	3	13	15	30	23	17	10	15
3 Subunits in multiple-unit									
4 operations.....total number 1954...	424	17	19	20	33	35	19	24	20
5 1950...	531	6	26	31	65	49	35	23	34
6 Home farms.....number 1954...	172	6	9	10	15	17	9	12	9
7 1950...	215	3	11	14	27	23	17	10	15
8 Cropper farms.....number 1954...	252	11	10	10	18	18	10	12	11
9 1950...	316	3	15	17	38	26	18	13	19
10 Land in multiple-unit operations....total acres 1954...	120,860	143	353	566	1,215	1,966	1,427	2,415	2,156
11 1950...	125,935	61	506	902	2,534	2,668	2,674	1,959	3,611
12 Home farms.....acres 1954...	116,017	56	264	455	1,000	1,675	1,226	2,161	1,758
13 1950...	118,933	29	299	642	1,880	2,131	2,196	1,684	3,075
14 Cropper farms.....acres 1954...	4,843	87	89	111	215	291	201	254	398
15 1950...	7,002	32	207	260	654	537	478	275	536
16 Cropland harvested.....total acres 1954...	10,800	88	220	224	474	508	355	574	330
17 1949...	12,140	36	320	504	936	824	848	395	700
18 Corn harvested for									
19 grain.....multiple units reporting 1954...	168	5	9	10	15	17	9	11	8
20 1949...	208	3	12	15	26	23	15	10	14
21 subunits reporting 1954...	334	8	14	17	28	28	13	19	16
22 1949...	417	4	22	27	47	42	27	19	22
23 acres 1954...	6,015	34	120	158	367	349	224	312	210
24 1949...	7,213	18	182	304	501	553	470	250	393
25 bushels 1954...	96,899	570	1,973	2,200	3,565	4,160	3,332	5,066	3,225
26 1949...	120,043	255	2,880	4,480	6,500	10,110	6,745	3,645	7,430
27 Cotton harvested.....multiple units reporting 1954...	149	7	9	6	10	14	8	10	6
28 1949...	171	2	11	14	21	19	14	8	11
29 subunits reporting 1954...	279	11	11	8	20	21	11	14	11
30 1949...	299	2	18	20	36	30	25	12	16
31 acres 1954...	2,142	51	77	26	87	107	74	114	64
32 1949...	2,497	9	122	91	221	210	224	51	175
33 bales 1954...	1,356	25	58	13	39	57	53	57	35
34 1949...	1,278	3	51	51	98	94	118	24	87
35 Tobacco harvested.....multiple units reporting 1954...
36 1949...
37 subunits reporting 1954...
38 1949...
39 acres 1954...
40 1949...
41 pounds 1954...
42 1949...
43 Peanuts harvested for picking									
44 or threshing.....multiple units reporting 1954...	12	...	1	1	2	2	2
45 1949...	24	...	1	3	2	5	...	2	...
46 subunits reporting 1954...	13	...	1	1	3	2	2
47 1949...	26	...	1	3	2	6	...	3	...
48 acres 1954...	19	...	1	1	4	5	2
49 1949...	32	...	(2)	8	1	4	...	1	...
50 pounds 1954...	5,101	...	125	100	446	600	3,050
51 1949...	12,900	...	100	5,160	350	1,740	...	585	...
52 Horses and/or mules....multiple units reporting 1954...	142	4	7	9	13	15	5	11	8
53 1950...	189	3	7	13	27	21	13	8	13
54 number 1954...	339	6	11	17	23	23	8	22	19
55 1950...	597	5	12	26	53	44	34	19	30
56 Landlord-tenant operations containing multiple units:									
57 All subunits including home farm.....number 1954...	645	25	22	23	41	44	21	33	23
58 1950...	875	8	30	32	90	60	47	30	46
59 Land in all subunits including									
60 home farm.....acres 1954...	126,270	1,391	363	586	1,233	3,175	1,465	2,550	2,186
61 1950...	147,671	82	566	921	2,974	2,809	2,932	4,462	3,832
62 Owned by operator of multiple									
63 unit.....acres 1954...	111,607	1,375	225	481	939	2,790	1,155	2,173	1,695
64 1950...	124,499	75	387	734	2,586	2,553	2,336	4,454	3,132
65 Rented by operator of multiple									
66 unit.....acres 1954...	14,663	16	138	105	294	385	310	377	491
67 1950...	23,172	7	179	187	388	256	596	8	700
68 Subunits not included in									
69 multiple units.....operators reporting 1954...	76	2	2	2	4	7	2	5	2
70 1950...	102	1	3	1	13	6	10	4	7
number 1954...	221	8	3	3	8	9	2	9	3
1950...	344	2	4	1	25	11	12	7	12
Share tenants.....number 1954...	84	4	...	1	5	1	...	6	1
1950...	115	...	2	...	12	2	4	1	5
Other tenants, not croppers nor share									
tenants.....number 1954...	137	4	3	2	3	8	2	3	2
1950...	229	2	2	1	13	9	8	6	7
Land in subunits not included in multiple									
units.....acres 1954...	5,410	1,248	10	20	18	1,209	38	135	30
1950...	21,736	21	60	19	440	141	258	2,503	221

Z Reported in small fractions.

BY SIZE OF UNIT: CENSUSES OF 1954 AND 1950—Continued

Area 7b—Continued			Area 8 and D											
Size of unit—Continued			Total	Size of unit										
260 to 499 acres	500 to 999 acres	1,000 acres and over		Under 30 acres	30 to 49 acres	50 to 69 acres	70 to 99 acres	100 to 139 acres	140 to 179 acres	180 to 219 acres	220 to 259 acres	260 to 499 acres	500 to 999 acres	1,000 acres and over
33	27	25	48	4	3	2	4	4	...	4	10	4	9	1
33	40	22	118	7	14	19	6	17	6	4	10	15	10	2
90	69	78	117	8	6	4	8	8	...	9	10	29	9	3
75	101	86	293	14	28	39	13	34	14	8	27	40	34	4
33	27	25	47	4	3	2	4	4	...	4	4	9	4	5
33	40	22	114	7	14	18	5	16	6	4	9	15	10	6
57	42	53	70	4	3	2	4	4	...	5	6	20	5	7
42	61	64	179	7	14	21	8	18	8	4	18	25	24	8
11,892	19,327	79,400	28,196	59	108	111	333	454	...	762	904	4,471	2,280	9
11,596	28,732	70,692	43,271	156	554	1,321	487	2,059	917	816	2,353	5,444	6,949	10
10,744	18,260	78,418	24,736	39	62	68	168	379	...	454	688	3,180	1,880	11
10,639	26,818	69,540	35,475	80	300	714	260	1,193	712	446	1,821	3,602	5,597	12
1,148	1,067	982	3,460	20	46	43	165	75	...	308	216	1,291	400	13
957	1,914	1,152	7,796	76	254	607	227	866	205	370	532	1,842	1,352	14
2,622	2,364	3,041	8,169	34	44	82	145	289	...	459	346	1,698	736	15
1,644	3,355	2,578	12,276	106	318	625	212	1,151	493	380	868	2,744	2,463	16
32	27	25	46	2	3	2	4	4	...	4	4	10	4	17
30	39	21	103	7	10	15	5	17	6	4	8	13	9	18
66	60	65	82	3	3	3	5	5	...	8	4	22	6	19
56	86	65	193	8	15	22	9	23	10	7	14	26	28	20
1,259	1,229	1,753	3,094	21	38	57	99	160	...	225	138	843	308	21
997	1,895	1,650	4,727	55	119	325	152	513	225	251	305	752	972	22
19,307	22,048	31,453	71,426	435	1,010	925	1,920	3,995	...	6,420	5,410	15,722	9,385	23
19,712	29,652	28,634	103,245	1,130	2,504	5,596	2,491	9,909	3,386	4,525	5,429	21,355	22,075	24
31	26	22	32	1	...	1	3	3	...	4	3	9	1	25
21	34	16	84	4	8	14	3	13	4	4	5	12	10	26
64	52	56	61	1	...	2	4	5	...	7	5	17	3	27
39	61	40	155	6	10	21	4	20	8	6	12	26	24	28
455	480	607	1,067	4	...	15	37	51	...	92	42	341	155	29
337	654	403	2,282	35	56	164	29	297	106	84	113	682	407	30
282	324	413	965	2	...	18	35	56	...	89	40	352	86	31
179	329	244	1,409	22	17	82	22	164	54	59	45	492	293	32
...	33
...	34
...	35
...	36
...	37
...	38
...	39
...	40
1	2	1	7	4	...	41
3	7	1	28	1	5	8	...	3	1	...	2	3	3	42
1	2	1	11	7	...	43
3	7	1	43	1	6	8	...	3	3	...	2	5	9	44
3	2	1	233	147	...	45
3	14	1	446	3	21	42	...	6	19	...	18	67	144	46
280	350	150	103,800	78,400	...	47
800	4,040	125	312,470	4,000	15,240	26,730	...	4,300	17,000	...	10,600	48,000	100,500	48
25	22	23	27	1	...	1	4	2	...	3	...	8	1	49
30	35	19	77	5	9	13	4	11	4	...	8	8	7	50
42	76	92	64	1	...	1	6	3	...	5	...	16	1	51
77	136	161	201	7	16	22	10	27	10	4	21	18	37	52
125	125	163	141	8	6	4	12	8	...	11	12	36	9	53
104	165	263	362	14	31	45	14	40	14	8	33	44	41	54
12,282	19,998	81,041	28,873	59	108	111	642	454	...	822	1,011	4,551	2,280	55
11,928	30,248	86,917	45,282	156	572	1,468	522	2,160	917	816	2,618	5,673	7,200	56
9,992	18,529	72,253	27,493	59	108	61	642	307	...	732	803	3,926	2,280	57
10,872	24,053	73,317	40,806	156	572	1,445	522	1,932	700	781	2,528	4,537	6,715	58
2,290	1,469	8,788	1,380	50	...	147	...	90	208	625	...	59
1,056	6,195	13,600	4,476	23	...	228	217	35	90	1,136	485	60
15	18	17	11	2	2	2	2	...	61
16	24	17	32	...	3	5	1	5	...	2	5	3	3	62
35	56	85	24	4	2	2	7	...	63
29	64	177	69	...	3	6	1	6	6	4	7	64
9	31	26	8	1	1	2	1	...	65
6	20	63	26	...	1	1	...	1	1	3	4	66
26	25	59	16	3	1	...	6	...	67
23	44	114	43	...	2	5	1	5	5	1	3	68
390	671	1,641	677	309	60	107	80	...	69
332	1,516	16,225	2,011	...	18	147	35	101	265	229	251	70

TENURE OF OPERATOR: CENSUSES OF 1954 AND 1950

Table with 19 columns: The State—Continued; Color and tenure of operator—Con.; Tenants; Total; White; Non-white; All operators; Total; White; Non-white; Full owners; Total; White; Non-white; Part owners; Total; White; Non-white; Managers; Total; White; Non-white; Tenants; Total; White; Non-white.

MULTIPLE-UNIT OPERATIONS

Economic Area Table 2.—MULTIPLE-UNIT OPERATIONS, BY COLOR AND

Item (For definitions and explanations, see text)	Area 2											
	All operators			Color and tenure of operator								
	Total	White	Non-white	Full owners			Part owners			Managers		
				Total	White	Non-white	Total	White	Non-white	Total	White	Non-white
1 Multiple-unit operations.....number 1954...	1,386	1,378	8	877	876	1	397	392	5	3	3	...
2 1950...	1,741	1,738	3	1,248	1,247	1	350	348	2	2	2	...
3 Subunits in multiple-unit												
4 operations.....total number 1954...	3,300	3,283	17	2,055	2,053	2	985	975	10	13	13	...
5 1950...	4,134	4,128	6	2,921	2,919	2	890	886	4	8	8	...
6 Home farms.....number 1954...	1,337	1,329	8	828	827	1	397	392	5	3	3	...
7 1950...	1,653	1,650	3	1,163	1,162	1	348	346	2	2	2	...
8 Cropper farms.....number 1954...	1,963	1,954	9	1,227	1,226	1	588	583	5	10	10	...
9 1950...	2,481	2,478	3	1,758	1,757	1	542	540	2	6	6	...
10 Land in multiple-unit operations....total acres 1954...	277,800	276,663	1,137	161,044	160,909	135	99,334	98,651	683	1,900	1,900	...
11 1950...	299,282	299,074	208	184,105	184,057	48	86,019	85,859	160	2,049	2,049	...
12 Home farms.....acres 1954...	213,366	212,373	993	119,121	119,001	120	80,172	79,571	601	1,600	1,600	...
13 1950...	221,204	221,055	149	128,791	128,764	27	69,070	68,948	122	1,600	1,867	...
14 Cropper farms.....acres 1954...	64,434	64,290	144	41,923	41,908	15	19,162	19,080	82	300	300	...
15 1950...	78,078	78,019	59	55,314	55,293	21	16,949	16,911	38	182	182	...
16 Cropland harvested.....total acres 1954...	98,308	97,493	815	49,336	49,305	31	38,928	38,346	582	501	501	...
17 1949...	107,933	107,848	85	67,944	67,920	24	28,675	28,614	61	193	193	...
18 Corn harvested for												
19 grain.....multiple units reporting 1954...	1,350	1,342	8	847	846	1	393	388	5	3	3	...
20 1949...	1,661	1,658	3	1,188	1,187	1	333	331	2	2	2	...
21 subunits reporting 1954...	2,612	2,598	14	1,574	1,572	2	811	804	7	12	12	...
22 1949...	3,243	3,239	4	2,258	2,257	1	711	708	3	7	7	...
23 acres 1954...	54,699	54,229	430	27,617	27,594	23	21,166	20,889	277	230	230	...
24 1949...	43,135	43,100	35	26,679	26,673	6	11,152	11,123	29	64	64	...
25 bushels 1954...	775,567	769,817	5,750	382,019	381,919	100	308,861	304,316	4,545	3,815	3,815	...
26 1949...	1,024,267	1,023,757	510	662,670	662,595	75	257,624	257,189	435	1,795	1,795	...
27 Cotton harvested.....multiple units reporting 1954...	1,287	1,279	8	796	795	1	379	374	5	3	3	...
28 1949...	1,690	1,687	3	1,210	1,209	1	340	338	2	2	2	...
29 subunits reporting 1954...	2,401	2,385	16	1,352	1,350	2	808	799	9	12	12	...
30 1949...	3,366	3,362	4	2,339	2,338	1	742	739	3	5	5	...
31 acres 1954...	24,629	24,456	173	12,657	12,649	8	9,323	9,197	126	153	153	...
32 1949...	44,136	44,097	39	28,816	28,801	15	11,059	11,035	24	67	67	...
33 bales 1954...	18,322	18,208	114	9,504	9,502	2	6,883	6,794	89	102	102	...
34 1949...	21,603	21,581	22	13,793	13,783	10	5,571	5,559	12	29	29	...
35 Tobacco harvested.....multiple units reporting 1954...
36 1949...
37 subunits reporting 1954...
38 1949...
39 acres 1954...
40 1949...
41 pounds 1954...
42 1949...
43 Peanuts harvested for picking or												
44 threshing.....multiple units reporting 1954...	9	9	...	5	5	...	4	4
45 1949...	28	28	...	21	21	...	7	7
46 subunits reporting 1954...	12	12	...	8	8	...	4	4
47 1949...	34	34	...	26	26	...	8	8
48 acres 1954...	14	14	...	9	9	...	5	5
49 1949...	117	117	...	92	92	...	25	25
50 pounds 1954...	5,934	5,934	...	3,654	3,654	...	2,280	2,280
51 1949...	48,258	48,258	...	38,501	38,501	...	9,757	9,757
52 Horses and/or mules....multiple units reporting 1954...	950	945	5	577	576	1	294	292	2	3	3	...
53 1950...	1,478	1,476	2	1,063	1,063	...	301	299	2	2	2	...
54 number 1954...	2,533	2,524	9	1,580	1,578	2	789	785	4	7	7	...
55 1950...	4,595	4,590	5	3,273	3,273	...	1,012	1,007	5	14	14	...
56 Landlord-tenant operations containing multiple units:												
57 All subunits including home farm.....number 1954...	4,175	4,157	18	2,759	2,757	2	1,143	1,132	11	17	17	...
58 1950...	5,304	5,298	6	3,788	3,786	2	1,159	1,155	4	17	17	...
59 Land in all subunits including												
60 home farm.....acres 1954...	318,656	317,459	1,197	191,083	190,948	135	108,856	108,113	743	3,080	3,080	...
61 1950...	360,538	360,330	208	226,538	226,490	48	102,368	102,208	160	3,290	3,290	...
62 Owned by operator of multiple unit..acres 1954...	273,511	273,169	342	191,083	190,948	135	79,348	79,141	207	3,080	3,080	...
63 1950...	305,599	305,411	188	226,538	226,490	48	75,771	75,631	140	3,290	3,290	...
64 Rented by operator of multiple												
65 unit.....acres 1954...	45,145	44,290	855	29,508	28,972	536
66 1950...	54,939	54,919	20	26,597	26,577	20
67 Subunits not included in multiple												
68 units.....operators reporting 1954...	430	429	1	321	321	...	99	98	1	1	1	...
69 1950...	559	559	...	429	429	...	110	110	...	2	2	...
70 number 1954...	875	874	1	704	704	...	158	157	1	4	4	...
71 1950...	1,170	1,170	...	867	867	...	269	269	...	9	9	...
72 Share tenants.....number 1954...	642	641	1	509	509	...	125	124	1	4	4	...
73 1950...	809	809	...	602	602	...	181	181	...	5	5	...
74 Other tenants, not croppers												
75 nor share tenants.....number 1954...	233	233	...	195	195	...	33	33
76 1950...	361	361	...	265	265	...	88	88	...	4	4	...
77 Land in subunits not included												
78 in multiple units.....acres 1954...	40,856	40,796	60	30,039	30,039	...	9,522	9,462	60	1,180	1,180	...
79 1950...	61,256	61,256	...	42,433	42,433	...	16,349	16,349	...	1,241	1,241	...

TENURE OF OPERATOR: CENSUSES OF 1954 AND 1950--Continued

Area 2--Continued			Areas 3 and A															
Color and tenure of operator--Con.			Color and tenure of operator															
Tenants			All operators			Full owners			Part owners			Managers			Tenants			
Total	White	Non-white	Total	White	Non-white	Total	White	Non-white	Total	White	Non-white	Total	White	Non-white	Total	White	Non-white	
109	107	2	737	719	18	499	489	10	173	170	3	6	6	...	59	54	5	
141	141	...	928	910	18	655	642	13	167	166	1	5	5	...	101	97	4	
247	242	5	1,848	1,810	38	1,217	1,196	21	454	447	7	29	29	...	148	138	10	
315	315	...	2,314	2,275	39	1,637	1,609	28	430	427	3	21	21	...	226	218	8	
109	107	2	723	705	18	485	475	10	173	170	3	6	6	...	59	54	5	
140	140	...	878	860	18	609	596	13	163	162	1	5	5	...	101	97	4	
138	135	3	1,125	1,105	20	732	721	11	281	277	4	23	23	...	89	84	5	
175	175	...	1,436	1,415	21	1,028	1,013	15	267	265	2	16	16	...	125	121	4	
15,522	15,203	319	244,358	242,173	2,185	147,191	145,891	1,300	75,358	74,974	384	8,520	8,520	...	13,289	12,788	501	
27,109	27,109	...	244,942	242,636	2,306	163,603	161,602	2,001	53,048	52,978	70	5,774	5,774	...	22,517	22,282	235	
12,473	12,201	272	202,289	200,652	1,637	119,282	118,391	891	64,447	64,157	290	7,731	7,731	...	10,829	10,373	456	
21,476	21,476	...	186,033	184,172	1,861	120,744	119,123	1,621	41,704	41,649	55	5,275	5,275	...	18,310	18,125	185	
3,049	3,002	47	42,069	41,521	548	27,909	27,500	409	10,911	10,817	94	789	789	...	2,460	2,415	45	
5,633	5,633	...	58,909	58,464	445	42,859	42,479	380	11,344	11,329	15	499	499	...	4,207	4,157	50	
9,543	9,341	202	64,599	63,698	921	36,182	35,688	494	20,716	20,528	188	1,827	1,827	...	5,874	5,635	239	
11,121	11,121	...	77,122	76,467	655	49,143	48,692	451	17,530	17,495	35	1,291	1,291	...	9,158	8,989	169	
107	105	2	717	699	18	481	471	10	171	168	3	6	6	...	59	54	5	
138	138	...	885	869	16	622	610	12	159	158	1	5	5	...	99	96	3	
215	210	5	1,448	1,417	31	909	893	16	383	377	6	26	26	...	130	121	9	
267	267	...	1,818	1,793	25	1,258	1,240	18	353	350	3	18	18	...	189	185	4	
5,646	5,516	130	28,493	28,017	476	16,397	16,124	273	8,457	8,370	87	723	723	...	2,916	2,800	116	
5,240	5,240	...	30,215	30,006	209	19,951	19,797	154	6,226	6,198	28	318	318	...	3,720	3,693	27	
80,872	79,767	1,105	411,659	405,192	6,467	236,253	232,019	4,234	118,446	117,596	850	15,598	15,598	...	41,362	39,979	1,383	
102,178	102,178	...	595,965	592,450	3,515	385,687	382,997	2,690	138,110	137,645	465	8,060	8,060	...	64,108	63,748	360	
109	107	2	639	621	18	417	407	10	161	158	3	5	5	...	56	51	5	
138	138	...	856	841	15	592	582	10	161	160	1	5	5	...	94	94	4	
229	224	5	1,272	1,240	32	759	742	17	361	354	7	25	25	...	127	119	8	
280	280	...	1,768	1,743	25	1,206	1,189	17	354	353	1	16	16	...	192	185	7	
2,496	2,457	39	17,900	17,560	340	9,789	9,620	169	5,577	5,512	65	474	474	...	2,060	1,954	106	
4,194	4,194	...	31,510	31,214	296	19,263	19,099	164	7,651	7,646	5	368	368	...	4,228	4,101	127	
1,833	1,810	23	13,175	12,940	235	7,263	7,142	121	3,908	3,868	40	372	372	...	1,632	1,558	74	
2,210	2,210	...	13,864	13,757	107	8,282	8,211	71	3,574	3,573	1	220	220	...	1,788	1,753	35	
...	33
...	34
...	35
...	36
...	37
...	38
...	39
...	40
...	28	25	3	20	17	3	4	4	...	2	2	...	2	2	...	41
...	25	24	1	19	18	1	5	5	1	1	...	42
...	39	35	4	28	24	4	5	5	...	4	4	...	2	2	...	43
...	29	28	1	21	20	1	7	7	...	1	1	...	1	1	...	44
...	36	33	3	26	23	3	4	4	...	4	4	...	2	2	...	45
...	38	37	1	26	25	1	11	11	...	1	1	...	1	1	...	46
...	14,364	13,832	532	11,194	10,662	532	1,700	1,700	...	1,090	1,090	...	380	380	...	47
...	19,433	19,367	66	12,883	12,817	66	6,250	6,250	300	300	...	48
76	74	2	500	486	14	340	332	8	125	122	3	6	6	...	29	26	3	49
112	112	...	720	704	16	518	507	11	129	128	1	5	5	...	68	64	4	50
157	154	3	1,385	1,353	32	916	896	20	351	344	7	55	55	...	63	58	5	51
296	296	...	2,389	2,350	39	1,768	1,740	28	411	409	2	35	35	...	175	166	9	52
256	251	5	2,262	2,218	44	1,505	1,484	21	540	531	9	46	46	...	171	157	14	53
340	340	...	2,922	2,873	49	2,084	2,047	37	538	535	3	40	40	...	260	251	9	54
15,637	15,318	319	266,163	263,863	2,300	162,695	161,395	1,300	80,297	79,813	484	8,979	8,979	...	14,192	13,676	516	55
28,342	28,342	...	275,752	273,257	2,495	187,166	184,988	2,178	58,473	58,403	70	6,463	6,463	...	23,650	23,403	247	56
...	226,283	224,666	1,617	162,695	161,395	1,300	54,654	54,337	317	8,934	8,934	57
...	227,055	224,875	2,180	187,166	184,988	2,178	34,426	34,424	2	5,463	5,463	58
15,637	15,318	319	39,880	39,197	683	25,643	25,476	167	45	45	...	14,192	13,676	516	59
28,342	28,342	...	48,697	48,382	315	24,047	23,979	68	1,000	1,000	...	23,650	23,403	247	60
9	9	...	218	214	4	157	157	...	42	41	1	4	4	...	15	12	3	61
18	18	...	293	287	6	212	207	5	53	53	...	3	3	...	25	24	1	62
9	9	...	414	408	6	288	288	...	86	84	2	17	17	...	23	19	4	63
25	25	...	608	598	10	447	438	9	108	108	...	19	19	...	34	33	1	64
4	4	...	295	292	3	214	214	...	50	49	1	12	12	...	19	17	2	65
21	21	...	409	405	4	299	295	4	66	66	...	19	19	...	25	25	...	66
5	5	...	119	116	3	74	74	...	36	35	1	5	5	...	4	2	2	67
4	4	...	199	193	6	148	143	5	42	42	9	8	1	68
115	115	...	21,805	21,690	115	15,504	15,504	...	4,939	4,839	100	459	459	...	903	888	15	69
1,233	1,233	...	30,810	30,621	189	23,563	23,386	177	5,425	5,425	...	689	689	...	1,133	1,121	12	70

MULTIPLE-UNIT OPERATIONS

Economic Area Table 2.-MULTIPLE-UNIT OPERATIONS, BY COLOR AND

Item (For definitions and explanations, see text)	Areas 4 and B											
	All operators			Color and tenure of operator								
	Total	White	Non-white	Full owners			Part owners			Managers		
				Total	White	Non-white	Total	White	Non-white	Total	White	Non-white
1 Multiple-unit operations.....number 1954...	718	675	43	523	494	29	167	156	11	7	7	...
2" 1950...	1,023	975	48	767	739	28	195	183	12	13	13	...
3 Subunits in multiple-unit												
4 operations.....total number 1954...	1,897	1,803	94	1,333	1,273	60	479	451	28	33	33	...
5" 1950...	2,674	2,568	106	1,913	1,853	60	579	550	29	67	67	...
6 Home farms.....number 1954...	703	660	43	509	480	29	166	155	11	7	7	...
7" 1950...	973	927	46	723	697	26	189	177	12	13	13	...
8 Cropper farms.....number 1954...	1,194	1,143	51	824	793	31	313	296	17	26	26	...
9" 1950...	1,701	1,641	60	1,190	1,156	34	390	373	17	54	54	...
10 Land in multiple-unit operations...total acres 1954...	349,385	340,188	9,197	245,871	240,543	5,328	79,443	76,734	2,709	13,314	13,314	...
11" 1950...	410,433	400,763	9,670	287,370	283,015	4,355	81,096	77,421	3,675	26,824	26,824	...
12 Home farms.....acres 1954...	302,213	294,135	8,078	212,647	208,023	4,624	70,001	67,673	2,328	10,034	10,034	...
13" 1950...	337,782	329,898	7,884	235,618	232,302	3,316	64,446	61,305	3,141	25,005	25,005	...
14 Cropper farms.....acres 1954...	47,172	46,053	1,119	33,224	32,520	704	9,442	9,061	381	3,280	3,280	...
15" 1950...	72,651	70,865	1,786	51,752	50,713	1,039	16,650	16,116	534	1,819	1,819	...
16 Cropland harvested.....total acres 1954...	56,253	53,937	2,316	34,833	33,560	1,273	17,705	16,768	937	1,590	1,590	...
17" 1949...	80,764	77,943	2,821	54,056	52,755	1,301	20,317	19,251	1,066	2,910	2,910	...
18 Corn harvested for grain.....multiple units reporting 1954...	707	664	43	514	485	29	165	154	11	7	7	...
19" 1949...	983	935	48	733	705	28	191	179	12	12	12	...
20 subunits reporting 1954...	1,573	1,495	78	1,083	1,034	49	412	388	24	30	30	...
21" 1949...	2,157	2,064	93	1,529	1,479	50	475	449	26	58	58	...
22 acres 1954...	24,974	23,759	1,215	16,552	15,860	692	6,858	6,388	470	610	610	...
23" 1949...	34,109	32,738	1,371	23,606	22,951	655	7,902	7,374	528	1,031	1,031	...
24 bushels 1954...	330,089	320,395	9,694	223,231	217,353	5,878	82,407	78,934	3,473	8,619	8,619	...
25" 1949...	517,166	503,109	14,057	355,396	348,391	7,005	125,955	121,208	4,747	14,570	14,570	...
26 Cotton harvested.....multiple units reporting 1954...	655	615	40	464	437	27	164	153	11	7	7	...
27" 1949...	911	867	44	671	647	24	182	170	12	12	12	...
28 subunits reporting 1954...	1,342	1,271	71	882	839	43	390	365	25	27	27	...
29" 1949...	1,874	1,785	89	1,294	1,248	46	441	415	26	56	56	...
30 acres 1954...	15,867	15,256	611	9,294	8,951	343	5,386	5,139	247	372	372	...
31" 1949...	26,614	25,508	1,106	16,670	16,218	452	7,929	7,456	473	810	810	...
32 bales 1954...	9,630	9,283	347	5,574	5,389	185	3,279	3,130	149	211	211	...
33" 1949...	11,691	11,365	326	7,050	6,918	132	3,665	3,519	146	450	450	...
34 Tobacco harvested.....multiple units reporting 1954...
35" 1949...
36 subunits reporting 1954...
37" 1949...
38 acres 1954...
39" 1949...
40 pounds 1954...
41" 1949...
42 Peanuts harvested for picking or												
43 threshing.....multiple units reporting 1954...	33	24	9	23	18	5	8	5	3	1	1	...
44" 1949...	58	46	12	33	29	4	15	11	4	1	1	...
45 subunits reporting 1954...	56	42	14	39	32	7	15	9	6	1	1	...
46" 1949...	96	80	16	53	48	5	23	18	5	6	6	...
47 acres 1954...	239	179	60	179	157	22	48	18	30	4	4	...
48" 1949...	414	346	68	271	255	16	46	15	31	25	25	...
49 pounds 1954...	130,745	104,384	26,361	98,635	87,874	10,761	27,610	14,510	13,100	2,000	2,000	...
50" 1949...	218,888	184,653	34,235	126,483	122,468	4,015	22,495	6,645	15,850	25,000	25,000	...
51 Horses and/or mules...multiple units reporting 1954...	649	609	40	469	443	26	156	145	11	6	6	...
52" 1950...	946	901	45	697	650	27	189	179	10	13	13	...
53 number 1954...	2,215	2,107	108	1,491	1,424	67	622	587	35	39	39	...
54" 1950...	3,639	3,510	129	2,506	2,446	60	821	774	47	145	145	...
55 Landlord-tenant operations containing multiple units:												
56 All subunits including home farm.....number 1954...	2,392	2,275	117	1,733	1,654	79	596	525	71	47	47	...
57" 1950...	3,665	3,541	124	2,643	2,578	65	741	700	41	153	153	...
58 Land in all subunits including home farm.....acres 1954...	377,904	367,838	10,066	269,784	263,643	6,141	83,760	80,998	2,762	13,519	13,519	...
59" 1950...	470,040	458,649	11,391	330,607	326,027	4,580	91,250	86,119	5,131	32,279	32,279	...
60 Owned by operator of multiple unit..acres 1954...	341,810	333,486	8,324	269,784	263,643	6,141	61,407	59,224	2,183	10,619	10,619	...
61" 1950...	422,655	416,206	6,449	330,607	326,027	4,580	62,249	60,380	1,869	29,799	29,799	...
62 Rented by operator of multiple unit.....acres 1954...	36,094	34,352	1,742	22,353	21,774	579	2,900	2,900	...
63" 1950...	47,385	42,443	4,942	29,001	25,739	3,262	2,480	2,480	...
64 Subunits not included in multiple units.....operators reporting 1954...	202	191	11	154	146	8	39	37	2	5	5	...
65" 1950...	332	324	8	249	245	4	67	64	3	8	8	...
66 number 1954...	495	472	23	400	381	19	77	74	3	14	14	...
67" 1950...	991	973	18	730	725	5	162	150	12	86	86	...
68 Share tenants.....number 1954...	145	141	4	114	111	3	29	28	1	1	1	...
69" 1950...	373	361	12	285	282	3	66	58	8	18	18	...
70 Other tenants, not croppers nor share tenants.....number 1954...	350	331	19	286	270	16	48	46	2	13	13	...
71" 1950...	618	612	6	445	443	2	96	92	4	68	68	...
72 Land in subunits not included in multiple units.....acres 1954...	28,519	27,650	869	23,913	23,100	813	4,317	4,264	53	205	205	...
73" 1950...	59,607	57,886	1,721	43,237	43,012	225	10,154	8,698	1,456	5,455	5,455	...

TENURE OF OPERATOR: CENSUSES OF 1954 AND 1950--Continued

Areas 4 and B--Continued						Area 5													
Color and tenure of operator--Ocm.						Color and tenure of operator													
Tenants			All operators			Full owners			Part owners			Managers			Tenants				
Total	White	Non-white	Total	White	Non-white	Total	White	Non-white	Total	White	Non-white	Total	White	Non-white	Total	White	Non-white		
21	18	3	1,301	1,251	50	855	823	32	385	373	12	6	6	...	55	49	6		
48	40	8	1,953	1,832	121	1,373	1,318	55	457	421	36	8	6	2	115	87	28		
52	46	6	3,419	3,302	117	2,048	1,978	70	1,208	1,176	32	25	25	...	138	123	15		
115	98	17	5,241	4,970	271	3,429	3,313	116	1,488	1,400	88	32	27	5	292	230	62		
21	18	3	1,279	1,230	49	834	802	32	384	373	11	6	6	...	55	49	6		
48	40	8	1,877	1,756	121	1,304	1,249	55	452	416	36	6	4	2	115	87	28		
31	28	3	2,140	2,072	68	1,214	1,176	38	824	803	21	19	19	...	83	74	9		
67	58	9	3,364	3,214	150	2,125	2,064	61	1,036	984	52	26	23	3	177	143	34		
10,757	9,597	1,160	601,763	593,433	8,330	331,614	326,392	5,222	207,764	205,598	2,166	34,388	34,388	...	27,997	27,055	942		
15,143	13,503	1,640	673,079	654,490	18,589	426,409	418,298	8,111	212,610	205,675	6,935	3,906	3,686	220	30,154	26,831	3,323		
9,531	8,405	1,126	536,817	530,320	6,497	292,840	288,445	4,395	184,345	183,035	1,310	33,886	33,886	...	25,746	24,954	792		
12,713	11,286	1,427	554,307	538,955	15,352	348,906	342,183	6,723	176,487	170,563	5,924	3,323	3,174	149	25,591	23,035	2,556		
1,226	1,192	34	64,946	63,113	1,833	38,774	37,947	827	23,419	22,563	856	502	502	...	2,251	2,101	150		
2,430	2,217	213	118,772	115,535	3,237	77,503	76,115	1,388	36,123	35,112	1,011	583	512	71	4,563	3,796	767		
2,125	2,019	106	116,308	113,466	2,842	55,223	53,853	1,370	52,948	52,025	923	1,854	1,854	...	6,283	5,734	549		
3,481	3,027	454	157,075	150,087	6,988	89,462	87,189	2,273	57,163	54,459	2,704	1,191	1,112	79	9,259	7,327	1,932		
21	18	3	1,274	1,224	50	832	800	32	382	370	12	5	5	...	55	49	6		
47	39	8	1,870	1,759	111	1,310	1,259	51	444	411	33	7	5	2	103	84	25		
48	43	5	2,748	2,641	107	1,605	1,544	61	1,010	978	32	15	15	...	118	104	14		
95	78	17	4,257	4,032	225	2,731	2,635	96	1,251	1,180	71	25	21	4	250	196	54		
954	901	53	50,861	49,442	1,419	26,841	26,126	715	21,006	20,607	399	443	443	...	2,571	2,266	305		
1,570	1,382	188	69,596	66,523	3,073	40,736	39,667	1,069	24,333	23,221	1,112	438	392	46	4,089	3,243	846		
15,832	15,489	343	555,137	544,382	10,755	278,400	272,657	5,743	239,689	235,782	3,907	4,440	4,440	...	32,608	31,503	1,105		
21,245	18,940	2,305	1,329,039	1,288,354	40,685	777,455	763,712	13,743	466,020	452,223	13,797	10,235	9,235	1,000	75,329	63,184	12,145		
20	18	2	1,200	1,152	48	767	737	30	375	363	12	5	5	...	53	47	6		
46	38	8	1,832	1,719	113	1,277	1,227	50	441	406	35	8	6	2	106	80	26		
43	40	3	2,525	2,426	99	1,335	1,283	52	1,057	1,025	32	20	20	...	113	98	15		
83	66	17	4,078	3,859	219	2,559	2,476	83	1,251	1,174	77	23	20	3	245	189	56		
815	794	21	35,248	34,171	1,077	14,232	13,774	458	18,376	17,979	397	626	626	...	2,014	1,792	222		
1,205	1,024	181	58,789	55,876	2,913	32,252	31,311	941	21,968	20,857	1,111	506	476	30	4,063	3,232	831		
556	553	13	20,221	19,674	547	7,842	7,607	235	10,899	10,695	204	354	354	...	1,126	1,018	108		
526	478	48	28,291	26,979	1,312	15,416	15,082	334	10,730	10,091	639	293	280	13	1,852	1,526	326		
...		
1	...	1	48	46	2	21	21	...	23	21	2	4	4	...		
9	5	4	132	106	26	85	78	7	30	20	10	17	8	9		
14	...	1	59	57	2	27	27	...	28	26	2	4	4	...		
8	8	...	123	121	2	40	40	...	69	67	2	14	14	...		
72	51	21	310	269	41	164	152	12	55	38	17	91	79	12		
2,500	...	2,500	48,584	47,988	596	13,242	13,242	...	27,992	27,396	596	7,350	7,350	...		
44,910	30,540	14,370	161,785	145,196	16,589	70,436	64,130	6,306	26,437	23,616	2,821	64,912	57,450	7,462		
18	15	3	1,005	957	48	635	604	31	322	311	11	4	4	...	44	38	6		
47	39	8	1,632	1,632	113	1,228	1,176	52	409	376	33	7	5	2	101	75	26		
63	57	6	2,991	2,832	159	1,661	1,582	79	1,141	1,089	52	42	42	...	147	119	28		
167	145	22	6,087	5,695	392	3,936	3,781	155	1,747	1,621	126	46	42	4	358	251	107		
56	49	7	4,516	4,377	139	2,631	2,550	81	1,477	1,438	39	242	242	...	166	147	19		
128	110	18	6,891	6,526	365	4,563	4,422	141	1,894	1,768	126	78	65	13	356	271	85		
10,841	9,678	1,163	669,147	659,969	9,178	360,659	355,089	5,570	223,593	221,022	2,571	56,044	56,044	...	28,851	27,814	1,037		
15,904	14,224	1,680	751,178	729,618	21,560	478,720	469,901	8,819	234,178	226,062	8,116	6,405	5,863	542	31,875	27,792	4,083		
...	568,968	562,035	6,933	360,659	355,089	5,570	162,325	160,962	1,363	45,984	45,984		
...	649,156	635,068	14,088	478,720	469,901	8,819	164,273	159,304	4,969	6,163	5,863	300		
10,841	9,678	1,163	100,179	97,934	2,245	61,268	60,060	1,208	10,060	10,060	...	28,851	27,814	1,037		
15,904	14,224	1,680	102,022	94,550	7,472	69,905	66,758	3,147	242	...	242	31,875	27,792	4,083		
4	3	1	366	353	13	246	238	8	102	99	3	5	5	...	13	11	2		
8	7	1	628	589	39	426	413	13	172	155	17	6	5	1	24	16	8		
4	3	1	1,097	1,075	22	583	572	11	269	262	7	217	217	...	28	24	4		
13	12	1	1,556	1,556	94	1,134	1,109	25	406	368	38	46	38	8	64	41	23		
1	1	...	423	416	7	271	265	6	97	97	...	48	48	...	7	6	1		
4	3	1	803	760	43	582	578	4	192	171	21	9	3	6	20	8	12		
3	2	1	674	659	15	312	307	5	172	165	7	169	169	...	21	18	3		
9	9	...	847	796	51	552	531	21	214	197	17	37	35	2	44	33	11		
84	81	3	67,384	66,536	848	29,045	28,697	348	15,829	15,424	405	21,656	21,656	...	854	799	95		
761	721	40	78,099	75,128	2,971	52,311	51,603	708	21,568	20,387	1,181	2,499	2,177	322	1,721	961	760		

TENURE OF OPERATOR: CENSUSES OF 1954 AND 1950-Continued

Table with columns: Areas 6 and C-Continued, Area 7a, Color and tenure of operator-Con., Tenants, All operators, Full owners, Part owners, Managers, Tenants. Rows contain numerical data for various categories.

MULTIPLE-UNIT OPERATIONS

Economic Area Table 2.—MULTIPLE-UNIT OPERATIONS, BY COLOR AND

Item (For definitions and explanations, see text)		Area 7b											
		All operators			Color and tenure of operator								
		Total	White	Non-white	Full owners			Part owners			Managers		
					Total	White	Non-white	Total	White	Non-white	Total	White	Non-white
1	Multiple-unit operations.....number	174	140	34	108	91	17	60	46	14
2	1950....	221	179	42	158	130	28	45	34	11
3	Subunits in multiple-unit												
4	operations.....total number	424	350	74	257	219	38	154	125	29
5	1950....	531	443	88	398	301	97	131	106	25
6	Home farms.....number	172	138	34	106	89	17	60	46	14
7	1950....	215	173	42	152	124	28	45	34	11
8	Cropper farms.....number	252	212	40	151	130	21	94	79	15
9	1950....	316	270	46	206	177	29	86	72	14
10	Land in multiple-unit operations....total acres	120,860	114,735	6,125	81,543	78,039	3,504	38,690	36,287	2,403
11	1950....	125,935	121,324	4,611	86,221	83,336	2,885	29,731	28,119	1,612
12	Home farms.....acres	116,017	110,353	5,664	78,476	75,191	3,285	36,967	34,770	2,197
13	1950....	118,933	114,937	3,996	81,413	78,935	2,478	27,968	26,548	1,420
14	Cropper farms.....acres	4,843	4,382	461	3,067	2,848	219	1,723	1,517	206
15	1950....	7,002	6,387	615	4,808	4,401	407	1,763	1,571	192
16	Cropland harvested.....total acres	10,800	9,459	1,341	5,482	5,002	480	5,068	4,339	729
17	1949....	12,140	10,847	1,293	6,708	5,992	716	3,803	3,317	486
18	Corn harvested for grain.....multiple units reporting	168	135	33	104	87	17	58	45	13
19	1949....	208	168	40	148	121	27	42	32	10
20	subunits reporting	334	269	65	199	167	32	122	96	26
21	1949....	417	341	76	272	221	51	107	88	19
22	acres	6,015	5,227	788	3,176	2,886	290	2,689	2,274	415
23	1949....	7,213	6,454	759	3,908	3,481	427	2,225	1,947	278
24	bushels	96,899	88,637	8,262	53,738	50,246	3,492	42,011	37,631	4,380
25	1949....	120,043	109,146	10,897	67,858	62,348	5,510	36,013	31,698	4,315
26	Cotton harvested.....multiple units reporting	149	118	31	85	71	14	58	44	14
27	1949....	171	132	39	116	90	26	38	28	10
28	subunits reporting	279	222	57	145	120	25	123	98	25
29	1949....	299	235	64	188	147	41	85	68	17
30	acres	2,142	1,763	379	957	829	128	1,104	902	202
31	1949....	2,497	2,145	352	1,247	1,066	181	952	813	139
32	bales	1,356	1,165	191	596	527	69	725	618	107
33	1949....	1,278	1,130	148	643	575	68	499	429	70
34	Tobacco harvested.....multiple units reporting
35	1949....
36	subunits reporting
37	1949....
38	acres
39	1949....
40	pounds
41	1949....
42	Peanuts harvested for picking or threshing.....multiple units reporting	12	7	5	7	6	1	5	1	4
43	1949....	24	19	5	19	15	4	3	2	1
44	subunits reporting	13	8	5	8	7	1	5	1	4
45	1949....	26	20	6	21	16	5	3	2	1
46	acres	19	13	6	10	9	1	9	4	5
47	1949....	32	28	4	24	21	3	5	4	1
48	pounds	5,101	1,526	3,575	1,151	1,026	125	3,950	500	3,450
49	1949....	12,900	11,400	1,500	10,600	9,300	1,300	1,100	900	200
50	Horses and/or mules....multiple units reporting	142	113	29	88	76	12	48	34	14
51	1950....	189	151	38	132	106	26	41	32	9
52	number	339	279	60	197	176	21	130	98	32
53	1950....	597	510	87	417	360	57	137	113	24
54	Landlord-tenant operations containing multiple units:												
55	All subunits including home farm.....number	645	527	118	397	325	72	227	193	34
56	1950....	875	748	127	586	503	83	233	195	38
57	Land in all subunits including home farm.....acres	126,270	119,732	6,538	84,581	80,722	3,859	41,018	38,583	2,435
58	1950....	147,671	142,486	5,185	104,329	101,005	3,324	33,083	31,336	1,747
59	Owned by operator of multiple unit.....acres	111,607	106,521	5,086	84,581	80,722	3,859	27,026	25,799	1,227
60	1950....	124,499	120,024	4,475	104,329	101,005	3,324	20,170	19,019	1,151
61	Rented by operator of multiple unit.....acres	14,663	13,211	1,452	13,992	12,784	1,208
62	1950....	23,172	22,462	710	12,913	12,317	596
63	Subunits not included in multiple units.....operators reporting	76	62	14	50	41	9	22	19	3
64	1950....	102	82	20	69	55	14	28	22	6
65	number	221	177	44	140	106	34	73	68	5
66	1950....	344	305	39	228	202	26	102	89	13
67	Share tenants.....number	84	72	12	57	50	7	25	22	3
68	1950....	115	112	3	69	66	3	43	43
69	Other tenants, not croppers nor share tenants.....number	137	105	32	83	56	27	48	46	2
70	1950....	229	193	36	159	136	23	59	46	13
71	Land in subunits not included in multiple units.....acres	5,410	4,997	413	3,038	2,683	355	2,328	2,296	32
72	1950....	21,736	21,162	574	18,108	17,669	439	3,352	3,217	135

TENURE OF OPERATOR: CENSUSES OF 1954 AND 1950—Continued

Area 7b—Continued			Areas 8 and D														
Color and tenure of operator—Con.			All operators			Color and tenure of operator									Tenants		
Tenants						Full owners			Part owners			Managers					
Total	White	Non-white	Total	White	Non-white	Total	White	Non-white	Total	White	Non-white	Total	White	Non-white	Total	White	Non-white
6	3	3	48	46	2	36	34	2	11	11	1	1	...
18	15	3	118	112	6	89	84	5	24	23	1	1	1	...	4	4	...
13	6	7	117	113	4	88	84	4	27	27	2	2	...	
42	36	6	293	281	12	211	201	10	64	62	2	2	2	...	16	16	...
6	3	3	47	45	2	35	33	2	11	11	1	1	...	
18	15	3	114	108	6	85	80	5	24	23	1	1	1	...	4	4	...
7	3	4	70	68	2	53	51	2	16	16	1	1	...	
24	21	3	179	173	6	126	121	5	40	39	1	1	1	...	12	12	...
627	409	218	28,196	28,116	80	19,031	18,951	80	9,115	9,115	50	50	...	
9,983	9,869	114	43,271	42,915	356	28,495	28,241	254	10,440	10,338	102	1,286	1,286	...	3,050	3,050	...
574	392	182	24,736	24,675	61	16,706	16,645	61	7,988	7,988	42	42	...	
9,552	9,454	98	35,475	35,210	265	23,495	23,300	195	8,495	8,425	70	1,236	1,236	...	2,249	2,249	...
53	17	36	3,460	3,441	19	2,325	2,306	19	1,127	1,127	8	8	...	
431	415	16	7,796	7,705	91	5,000	4,941	59	1,945	1,913	32	50	50	...	801	801	...
250	118	132	8,169	8,150	19	6,118	6,099	19	2,004	2,004	47	47	...	
1,629	1,538	91	12,276	12,090	186	6,881	6,777	104	4,117	4,035	82	380	380	...	898	898	...
6	3	3	46	44	2	34	32	2	11	11	1	1	...	
18	15	3	103	97	6	79	74	5	20	19	1	1	1	...	3	3	...
13	6	7	82	80	2	61	59	2	19	19	2	2	...	
38	32	6	193	184	9	135	128	7	46	44	2	2	2	...	10	10	...
150	67	83	3,094	3,085	9	1,873	1,864	9	1,199	1,199	22	22	...	
1,080	1,026	54	4,727	4,650	77	3,051	3,010	41	1,272	1,236	36	177	177	...	227	227	...
1,150	760	390	71,426	71,266	160	50,016	49,856	160	21,185	21,185	225	225	...	
16,172	15,100	1,072	103,245	101,635	1,610	60,795	59,905	890	33,629	32,909	720	2,800	2,800	...	6,021	6,021	...
6	3	3	32	30	2	22	20	2	9	9	1	1	...	
17	14	3	84	79	5	62	58	4	18	17	1	1	1	...	3	3	...
11	4	7	61	59	2	41	39	2	18	18	2	2	...	
26	20	6	155	145	10	101	93	8	41	39	2	2	2	...	11	11	...
81	32	49	1,067	1,061	6	728	722	6	324	324	15	15	...	
298	266	32	2,282	2,223	59	1,300	1,263	37	736	714	22	38	38	...	208	208	...
35	20	15	965	961	4	632	628	4	315	315	18	18	...	
136	126	10	1,409	1,379	30	741	729	12	487	469	18	39	39	...	142	142	...
...
2	2	...	28	27	1	24	23	1	4	4	
2	2	...	43	42	1	30	29	1	13	13	
3	3	...	233	233	...	42	42	...	191	191	
...	446	439	7	211	204	7	235	235	
1,800	1,200	...	103,800	103,800	...	16,800	16,800	...	87,000	87,000	
...	312,470	309,470	3,000	114,370	111,370	3,000	198,100	198,100	
6	3	3	27	25	2	22	20	2	5	5	
16	13	3	77	73	4	64	60	4	9	9	...	1	1	...	3	3	...
12	5	7	64	62	2	53	51	2	11	11	
43	37	6	201	195	6	157	151	6	31	31	...	5	5	...	8	8	...
21	9	12	141	137	4	107	103	4	32	32	2	2	...	
56	50	6	362	348	14	270	258	12	74	72	2	2	2	...	16	16	...
671	427	244	28,873	28,793	80	19,575	19,495	80	9,248	9,248	50	50	...	
10,259	10,145	114	45,282	44,909	373	30,188	29,917	271	10,758	10,656	102	1,286	1,286	...	3,050	3,050	...
...	27,493	27,413	80	19,575	19,495	80	7,918	7,918	
...	40,806	40,465	341	30,188	29,917	271	9,332	9,262	70	1,286	1,286	
671	427	244	1,380	1,380	1,330	1,330	50	50	...	
10,259	10,145	114	4,476	4,444	32	1,426	1,394	32	3,050	3,050	...	
4	2	2	11	11	...	8	8	...	3	3	
5	5	...	32	30	2	25	23	2	7	7	
8	3	5	24	24	...	19	19	...	5	5	
14	14	...	69	67	2	59	57	2	10	10	
2	...	2	8	8	...	6	6	...	2	2	
3	3	...	26	26	...	21	21	...	5	5	
6	3	3	16	16	...	13	13	...	3	3	
11	11	...	43	41	2	38	36	2	5	5	
44	18	26	677	677	...	544	544	...	133	133	
276	276	...	2,011	1,994	17	1,693	1,676	17	318	318	

MULTIPLE-UNIT OPERATIONS

Economic Area Table 3.—MULTIPLE-UNIT OPERATIONS, BY TYPE OF FARM: CENSUSES OF 1954 AND 1950

Item (For definitions and explanations, see text)	The State						
	Total	Type of farm					Miscellaneous ¹
		Cotton	Peanut	Cotton and tobacco	Cotton and peanut	Cotton, tobacco, and peanut	
1 Multiple-unit operations.....number 1954...	9,720	6,704	78	6	1,927	14	991
2 1950...	12,660	8,648	384	8	2,498	7	1,115
3 Subunits in multiple-unit operations.....total number 1954...	27,269	19,564	176	12	5,232	40	2,245
4 1950...	35,487	24,812	890	20	7,037	18	2,710
5 Home farms.....number 1954...	9,510	6,544	78	6	1,890	14	978
6 1950...	11,944	8,189	371	8	2,295	7	1,074
7 Cropper farms.....number 1954...	17,759	13,020	98	6	3,342	26	1,267
8 1950...	23,543	16,623	519	12	4,742	11	1,636
9 Land in multiple-unit operations....total acres 1954...	4,317,469	2,807,616	32,044	866	797,810	5,592	673,541
10 1950...	4,803,052	3,060,074	129,529	1,117	914,440	1,478	696,414
11 Home farms.....acres 1954...	3,715,869	2,429,048	26,960	755	619,144	4,634	635,328
12 1950...	3,935,038	2,528,718	102,276	801	662,628	1,149	639,466
13 Cropper farms.....acres 1954...	601,600	378,568	5,084	111	178,666	958	38,213
14 1950...	868,014	531,356	27,253	316	251,812	329	56,948
15 Cropland harvested.....total acres 1954...	1,073,611	724,801	6,248	261	249,401	1,601	91,299
16 1949...	1,285,188	840,118	33,481	726	306,684	465	103,714
17 Corn harvested for grain.....multiple units reporting 1954...	9,331	6,494	65	6	1,878	14	874
18 1949...	12,004	8,332	370	7	2,455	7	833
19 subunits reporting 1954...	20,592	14,971	104	11	4,030	27	1,449
20 1949...	27,465	19,420	673	14	5,822	14	1,522
21 acres 1954...	419,412	288,103	2,418	135	96,700	536	31,520
22 1949...	453,976	304,020	12,696	189	109,640	272	27,159
23 bushels 1954...	5,221,828	3,469,695	39,451	2,690	1,235,694	10,725	463,573
24 1949...	8,123,895	5,861,869	181,825	3,907	1,555,393	4,520	516,381
25 Cotton harvested.....multiple units reporting 1954...	9,037	6,704	2	6	1,927	14	384
26 1949...	11,551	8,648	38	8	2,498	7	352
27 subunits reporting 1954...	20,764	16,180	2	7	3,955	22	598
28 1949...	26,931	20,968	44	19	5,321	13	566
29 acres 1954...	302,341	247,246	7	55	50,700	328	4,005
30 1949...	440,728	372,347	187	378	63,864	85	3,867
31 bales 1954...	185,316	149,058	3	37	33,360	177	2,681
32 1949...	217,489	190,679	272	145	24,534	30	1,829
33 Tobacco harvested.....multiple units reporting 1954...	22	1	...	6	...	14	1
34 1949...	17	8	...	7	2
35 subunits reporting 1954...	32	1	...	8	...	22	1
36 1949...	20	10	...	8	2
37 acres 1954...	112	1	...	29	...	79	3
38 1949...	80	50	...	24	6
39 pounds 1954...	118,050	500	...	34,000	...	81,550	2,000
40 1949...	71,987	41,047	...	24,940	6,000
41 Peanuts harvested for picking or threshing.....multiple units reporting 1954...	2,189	99	78	1	1,927	14	70
42 1949...	3,247	260	384	1	2,498	7	97
43 subunits reporting 1954...	4,178	168	108	1	3,794	22	85
44 1949...	6,697	371	665	1	5,530	11	119
45 acres 1954...	54,037	158	2,037	1	51,324	108	409
46 1949...	102,503	499	14,229	11	87,157	59	548
47 pounds 1954...	28,795,663	47,382	1,052,247	500	27,450,338	49,090	196,106
48 1949...	84,096,737	248,206	11,547,114	2,800	71,802,738	33,370	462,509
49 Horses and/or mules....multiple units reporting 1954...	7,327	4,957	56	6	1,629	13	666
50 1950...	10,688	7,271	331	8	2,262	6	810
51 number 1954...	24,755	16,313	178	11	6,158	27	2,068
52 1950...	41,550	28,071	1,068	23	9,610	19	2,759
53 Landlord-tenant operations containing multiple units: All subunits including home farm.....number 1954...	36,733	26,075	211	13	6,493	43	3,898
54 1950...	50,058	34,177	1,131	24	9,294	20	5,412
55 Land in all subunits including home farm.....acres 1954...	4,817,123	3,126,467	35,174	867	881,482	5,632	767,501
56 1950...	5,599,331	3,525,087	148,208	1,338	1,077,237	1,548	845,913
57 Owned by operator of multiple unit.....acres 1954...	3,810,079	2,386,534	30,549	767	710,157	5,257	676,815
58 1950...	4,548,286	2,784,665	121,626	1,144	895,401	1,461	743,989
59 Rented by operator of multiple unit.....acres 1954...	1,007,044	739,933	4,625	100	171,325	375	90,686
60 1950...	1,051,045	740,422	26,582	194	181,836	87	101,924
61 Subunits not included in multiple units.....operators reporting 1954...	3,166	2,096	19	1	621	2	427
62 1950...	4,603	3,003	130	3	936	2	529
63 number 1954...	9,464	6,511	35	1	1,261	3	1,653
64 1950...	14,571	9,365	241	4	2,257	2	2,702
65 Share tenants.....number 1954...	4,385	2,979	15	...	728	3	660
66 1950...	6,290	4,212	107	3	1,200	2	766
67 Other tenants, not croppers nor share tenants.....number 1954...	5,079	3,532	20	1	533	...	993
68 1950...	8,281	5,153	134	1	1,057	...	1,936
69 Land in subunits not included in multiple units.....acres 1954...	499,654	318,851	3,130	1	83,672	40	93,960
70 1950...	796,279	465,013	18,679	221	162,797	70	149,499

¹For 1950 Census, includes one "tobacco and peanut" farm.

Economic Area Table 3.—MULTIPLE-UNIT OPERATIONS, BY TYPE OF FARM: CENSUSES OF 1954 AND 1950—Continued

Item (For definitions and explanations, see text)		Area 1						
		Total	Type of farm					
			Cotton	Peanut	Cotton and tobacco	Cotton and peanut	Cotton, tobacco, and peanut	Miscellaneous
1	Multiple-unit operations.....number 1954...	2,005	1,901	1	...	103
2	1950...	2,066	1,989	...	6	71
3	Subunits in multiple-unit operations.....total number 1954...	6,068	5,833	3	...	232
4	1950...	6,298	6,071	...	15	172
5	Home farms.....number 1954...	1,955	1,853	1	...	101
6	1950...	1,957	1,881	...	6	70
7	Cropper farms.....number 1954...	4,113	3,980	2	...	131
8	1950...	4,301	4,190	...	9	102
9	Land in multiple-unit operations.....total acres 1954...	648,797	613,367	946	...	34,484
10	1950...	581,667	559,814	...	563	21,290
11	Home farms.....acres 1954...	535,157	504,480	891	...	29,786
12	1950...	454,763	436,413	...	347	18,003
13	Cropper farms.....acres 1954...	113,640	108,887	55	...	4,698
14	1950...	126,904	123,401	...	216	3,287
15	Cropland harvested.....total acres 1954...	282,711	275,006	126	...	7,579
16	1949...	273,589	266,984	...	395	6,210
17	Corn harvested for grain.....multiple units reporting 1954...	1,888	1,809	1	...	78
18	1949...	1,903	1,854	...	5	44
19	subunits reporting 1954...	4,189	4,075	3	...	111
20	1949...	4,241	4,166	...	9	66
21	acres 1954...	96,222	93,599	46	...	2,577
22	1949...	74,657	72,926	...	65	1,666
23	bushels 1954...	1,060,858	1,027,139	630	...	33,089
24	1949...	1,504,580	1,460,624	...	1,317	42,639
25	Cotton harvested.....multiple units reporting 1954...	1,933	1,901	1	...	31
26	1949...	2,017	1,989	...	6	22
27	subunits reporting 1954...	5,158	5,113	3	...	42
28	1949...	5,543	5,491	...	14	38
29	acres 1954...	108,872	108,511	34	...	327
30	1949...	147,888	147,379	...	218	291
31	bales 1954...	62,208	61,979	22	...	207
32	1949...	83,370	83,032	...	100	238
33	Tobacco harvested.....multiple units reporting 1954...	1	1
34	1949...	6	6
35	subunits reporting 1954...	1	1
36	1949...	6	6
37	acres 1954...	1	1
38	1949...	17	17
39	pounds 1954...	500	500
40	1949...	22,543	22,543
41	Peanuts harvested for picking or threshing.....multiple units reporting 1954...	7	6	1
42	1949...	3	3
43	subunits reporting 1954...	13	10	3
44	1949...	3	3
45	acres 1954...	11	6	5
46	1949...	3	3
47	pounds 1954...	6,219	2,394	3,825
48	1949...	1,300	1,300
49	Horses and/or mules....multiple units reporting 1954...	1,256	1,208	1	...	47
50	1950...	1,548	1,499	...	6	43
51	number 1954...	3,372	3,247	5	...	120
52	1950...	5,920	5,770	...	13	137
53	Landlord-tenant operations containing multiple units:							
54	All subunits including home farm.....number 1954...	7,457	7,102	4	...	351
55	1950...	7,847	7,528	...	16	303
56	Land in all subunits including home farm.....acres 1954...	743,755	697,318	966	...	45,471
57	1950...	679,585	647,179	...	707	31,699
58	Owned by operator of multiple unit..acres 1954...	449,978	411,289	889	...	37,800
59	1950...	440,895	415,169	...	547	25,179
60	Rented by operator of multiple unit.....acres 1954...	293,777	286,029	77	...	7,671
61	1950...	238,690	232,010	...	160	6,520
62	Subunits not included in multiple units.....operators reporting 1954...	585	527	1	...	57
63	1950...	672	630	...	1	41
64	number 1954...	1,389	1,269	1	...	119
65	1950...	1,589	1,457	...	1	131
66	Share tenants.....number 1954...	979	898	1	...	80
67	1950...	954	866	88
68	Other tenants, not croppers nor share tenants.....number 1954...	410	371	39
69	1950...	635	591	...	1	43
70	Land in subunits not included in multiple units.....acres 1954...	94,958	83,951	20	...	10,987
	1950...	97,918	87,365	...	144	10,409

MULTIPLE-UNIT OPERATIONS

Economic Area Table 3.—MULTIPLE-UNIT OPERATIONS, BY TYPE OF FARM: CENSUSES OF 1954 AND 1950—Continued

Item (For definitions and explanations, see text)	Area 2						
	Total	Type of farm					
		Cotton	Peanut	Cotton and tobacco	Cotton and peanut	Cotton, tobacco, and peanut	Miscellaneous
1 Multiple-unit operations.....number 1954...	1,386	1,224	5	...	157
2 1950...	1,741	1,636	18	...	87
3 Subunits in multiple-unit operations.....total number 1954...	3,300	2,944	10	...	346
4 1950...	4,134	3,902	39	...	193
5 Home farms.....number 1954...	1,337	1,177	5	...	155
6 1950...	1,653	1,552	18	...	83
7 Cropper farms.....number 1954...	1,963	1,767	5	...	191
8 1950...	2,481	2,350	21	...	110
9 Land in multiple-unit operations....total acres 1954...	277,800	214,138	1,535	...	62,127
10 1950...	299,282	275,359	3,494	...	20,429
11 Home farms.....acres 1954...	213,366	155,263	1,283	...	56,820
12 1950...	221,204	200,526	2,969	...	17,709
13 Cropper farms.....acres 1954...	64,434	58,875	252	...	5,307
14 1950...	78,078	74,833	525	...	2,720
15 Cropland harvested.....total acres 1954...	98,308	86,624	250	...	11,434
16 1949...	107,933	101,186	963	...	5,784
17 Corn harvested for grain.....multiple units reporting 1954...	1,350	1,200	5	...	145
18 1949...	1,661	1,580	17	...	64
19 subunits reporting 1954...	2,612	2,361	8	...	243
20 1949...	3,243	3,104	30	...	109
21 acres 1954...	54,659	48,127	128	...	6,404
22 1949...	43,135	40,118	379	...	2,638
23 bushels 1954...	775,567	665,377	1,275	...	108,915
24 1949...	1,024,267	968,641	7,930	...	47,696
25 Cotton harvested.....multiple units reporting 1954...	1,287	1,224	5	...	58
26 1949...	1,690	1,636	18	...	36
27 subunits reporting 1954...	2,401	2,307	6	...	88
28 1949...	3,366	3,291	30	...	45
29 acres 1954...	24,629	24,025	41	...	563
30 1949...	44,136	43,589	249	...	298
31 bales 1954...	18,322	17,875	30	...	417
32 1949...	21,603	21,381	70	...	152
33 Tobacco harvested.....multiple units reporting 1954...
34 1949...
35 subunits reporting 1954...
36 1949...
37 acres 1954...
38 1949...
39 pounds 1954...
40 1949...
41 Peanuts harvested for picking or threshing.....multiple units reporting 1954...	9	3	5	...	1
42 1949...	28	9	18	...	1
43 subunits reporting 1954...	12	5	6	...	1
44 1949...	34	9	24	...	1
45 acres 1954...	14	4	9	...	1
46 1949...	117	11	102	...	4
47 pounds 1954...	5,934	1,302	4,152	...	480
48 1949...	48,258	4,903	41,855	...	1,500
49 Horses and/or mules....multiple units reporting 1954...	950	857	4	...	89
50 1950...	1,478	1,404	18	...	56
51 number 1954...	2,533	2,309	13	...	211
52 1950...	4,595	4,370	61	...	164
53 Landlord-tenant operations containing multiple units: All subunits including home farm.....number 1954...	4,175	3,685	11	...	479
54 1950...	5,304	4,982	45	...	277
55 Land in all subunits including home farm.....acres 1954...	318,656	247,442	1,705	...	69,509
56 1950...	360,538	329,674	3,827	...	27,037
57 Owned by operator of multiple unit..acres 1954...	273,511	208,699	1,700	...	63,112
58 1950...	305,599	278,979	3,777	...	22,843
59 Rented by operator of multiple unit.....acres 1954...	45,145	38,743	5	...	6,397
60 1950...	54,939	50,695	50	...	4,194
61 Subunits not included in multiple units.....operators reporting 1954...	430	367	1	...	62
62 1950...	559	521	5	...	33
63 number 1954...	875	741	1	...	133
64 1950...	1,170	1,080	6	...	84
65 Share tenants.....number 1954...	642	537	1	...	104
66 1950...	809	757	2	...	50
67 Other tenants, not croppers nor share tenants.....number 1954...	233	204	29
68 1950...	361	323	4	...	34
69 Land in subunits not included in multiple units.....acres 1954...	40,856	33,304	170	...	7,382
70 1950...	61,256	54,315	333	...	6,608

Economic Area Table 3.—MULTIPLE-UNIT OPERATIONS, BY TYPE OF FARM: CENSUSES OF 1954 AND 1950—Continued

Item (For definitions and explanations, see text)	Area 3 and A						
	Total	Type of farm					
		Cotton	Peanut	Cotton and tobacco	Cotton and peanut	Cotton, tobacco, and peanut	Miscellaneous
1 Multiple-unit operations.....number 1954...	737	595	2	...	9	...	131
2 1950...	928	826	11	...	91
3 Subunits in multiple-unit operations.....total number 1954...	1,848	1,538	5	...	20	...	285
4 1950...	2,314	2,099	25	...	190
5 Home farms.....number 1954...	723	582	2	...	9	...	130
6 1950...	878	781	10	...	87
7 Cropper farms.....number 1954...	1,125	956	3	...	11	...	155
8 1950...	1,436	1,318	15	...	103
9 Land in multiple-unit operations....total acres 1954...	244,358	193,666	212	...	1,769	...	48,711
10 1950...	244,942	221,904	1,497	...	21,541
11 Home farms.....acres 1954...	202,289	156,988	177	...	1,483	...	43,641
12 1950...	186,033	166,375	1,196	...	18,462
13 Cropper farms.....acres 1954...	42,069	36,678	35	...	286	...	5,070
14 1950...	58,909	55,529	301	...	3,079
15 Cropland harvested.....total acres 1954...	64,599	55,624	33	...	372	...	8,570
16 1949...	77,122	72,550	474	...	4,098
17 Corn harvested for grain.....multiple units reporting 1954...	717	583	2	...	9	...	123
18 1949...	885	806	11	...	68
19 subunits reporting 1954...	1,448	1,229	2	...	14	...	203
20 1949...	1,818	1,706	16	...	96
21 acres 1954...	28,493	24,395	22	...	196	...	3,880
22 1949...	30,215	28,555	142	...	1,518
23 bushels 1954...	411,659	352,373	155	...	3,092	...	56,039
24 1949...	595,965	564,899	3,085	...	27,981
25 Cotton harvested.....multiple units reporting 1954...	639	595	9	...	35
26 1949...	856	826	11	...	19
27 subunits reporting 1954...	1,272	1,213	14	...	45
28 1949...	1,768	1,730	16	...	22
29 acres 1954...	17,900	17,523	59	...	318
30 1949...	31,510	31,211	115	...	184
31 bales 1954...	13,175	12,880	42	...	253
32 1949...	13,864	13,728	53	...	83
33 Tobacco harvested.....multiple units reporting 1954...
34 1949...
35 subunits reporting 1954...
36 1949...
37 acres 1954...
38 1949...
39 pounds 1954...
40 1949...
41 Peanuts harvested for picking or threshing.....multiple units reporting 1954...	28	11	2	...	9	...	6
42 1949...	25	12	11	...	2
43 subunits reporting 1954...	39	21	2	...	9	...	7
44 1949...	29	13	13	...	3
45 acres 1954...	36	13	7	...	10	...	6
46 1949...	38	11	25	...	2
47 pounds 1954...	14,364	6,324	660	...	5,440	...	1,940
48 1949...	19,433	6,262	12,561	...	610
49 Horses and/or mules....multiple units reporting 1954...	500	395	9	...	96
50 1950...	720	645	10	...	65
51 number 1954...	1,385	1,139	24	...	222
52 1950...	2,389	2,237	20	...	132
53 Landlord-tenant operations containing multiple units:							
54 All subunits including home farm.....number 1954...	2,262	1,893	5	...	22	...	342
55 1950...	2,922	2,634	30	...	258
56 Land in all subunits including home farm.....acres 1954...	266,163	214,042	212	...	1,777	...	50,132
57 1950...	275,752	248,807	1,662	...	25,283
58 Owned by operator of multiple unit...acres 1954...	226,283	183,882	209	...	1,777	...	40,415
59 1950...	227,055	201,315	1,648	...	24,092
60 Rented by operator of multiple unit.....acres 1954...	39,880	30,160	3	9,717
61 1950...	48,697	47,492	14	...	1,191
62 Subunits not included in multiple units.....operators reporting 1954...	218	177	1	...	40
63 1950...	293	257	5	...	31
64 number 1954...	414	355	2	...	57
65 1950...	608	535	5	...	68
66 Share tenants.....number 1954...	295	266	29
67 1950...	409	372	1	...	36
68 Other tenants, not croppers nor share tenants.....number 1954...	119	89	2	...	28
69 1950...	199	163	4	...	32
70 Land in subunits not included in multiple units.....acres 1954...	21,805	20,376	8	...	1,421
1950...	30,810	26,903	165	...	3,742

MULTIPLE-UNIT OPERATIONS

Economic Area Table 3.—MULTIPLE-UNIT OPERATIONS, BY TYPE OF FARM: CENSUSES OF 1954 AND 1950—Continued

Item (For definitions and explanations, see text)	Areas 4 and B							
	Total	Type of farm					Miscellaneous	
		Cotton	Peanut	Cotton and tobacco	Cotton and peanut	Cotton, tobacco, and peanut		
1 Multiple-unit operations.....number 1954...	718	615	1	21	...	81
2 1950...	1,023	855	28	...	140
3 Subunits in multiple-unit operations.....total number 1954...	1,897	1,665	2	54	...	176
4 1950...	2,674	2,290	71	...	313
5 Home farms.....number 1954...	703	603	1	20	...	79
6 1950...	973	809	28	...	136
7 Cropper farms.....number 1954...	1,194	1,062	1	34	...	97
8 1950...	1,701	1,481	43	...	177
9 Land in multiple-unit operations....total acres 1954...	349,385	281,508	362	9,037	...	58,478
10 1950...	410,433	336,897	14,645	...	58,891
11 Home farms.....acres 1954...	302,213	239,892	322	7,491	...	54,508
12 1950...	337,782	276,374	13,050	...	48,358
13 Cropper farms.....acres 1954...	47,172	41,616	40	1,546	...	3,970
14 1950...	72,651	60,523	1,595	...	10,533
15 Cropland harvested.....total acres 1954...	56,253	49,262	10	1,911	...	5,070
16 1949...	80,764	69,434	3,358	...	7,972
17 Corn harvested for grain.....multiple units reporting 1954...	707	612	21	...	74
18 1949...	983	843	28	...	112
19 subunits reporting 1954...	1,573	1,398	47	...	128
20 1949...	2,157	1,901	66	...	190
21 acres 1954...	24,974	21,420	943	...	2,611
22 1949...	34,109	29,747	1,366	...	2,996
23 bushels 1954...	330,089	278,964	10,144	...	40,981
24 1949...	517,166	445,264	22,500	...	49,402
25 Cotton harvested.....multiple units reporting 1954...	655	615	21	...	19
26 1949...	911	855	28	...	28
27 subunits reporting 1954...	1,342	1,281	38	...	23
28 1949...	1,874	1,776	60	...	38
29 acres 1954...	15,867	15,291	373	...	203
30 1949...	26,614	25,614	754	...	246
31 bales 1954...	9,630	9,265	258	...	107
32 1949...	11,691	11,332	255	...	104
33 Tobacco harvested.....multiple units reporting 1954...
34 1949...
35 subunits reporting 1954...
36 1949...
37 acres 1954...
38 1949...
39 pounds 1954...
40 1949...
41 Peanuts harvested for picking or threshing.....multiple units reporting 1954...	33	9	1	21	...	2
42 1949...	58	29	28	...	1
43 subunits reporting 1954...	56	18	1	34	...	3
44 1949...	96	36	59	...	2
45 acres 1954...	239	12	1	224	...	1
46 1949...	414	32	381	...	1
47 pounds 1954...	130,745	4,375	50	125,348	...	972
48 1949...	218,888	15,150	203,663	...	75
49 Horses and/or mules....multiple units reporting 1954...	649	561	1	18	...	69
50 1950...	946	808	25	...	113
51 number 1954...	2,215	1,995	3	55	...	162
52 1950...	3,639	3,237	109	...	293
53 Landlord-tenant operations containing multiple units: All subunits including home farm.....number 1954...	2,392	2,086	3	67	...	236
54 1950...	3,665	2,906	125	...	634
55 Land in all subunits including home farm.....acres 1954...	377,904	306,820	368	9,549	...	61,167
56 1950...	470,040	377,623	16,587	...	75,830
57 Owned by operator of multiple unit.....acres 1954...	341,810	272,679	368	8,266	...	60,497
58 1950...	422,655	336,500	14,369	...	71,786
59 Rented by operator of multiple unit.....acres 1954...	36,094	34,141	1,283	...	670
60 1950...	47,385	41,123	2,218	...	4,044
61 Subunits not included in multiple units.....operators reporting 1954...	202	166	1	9	...	26
62 1950...	332	273	11	...	48
63 number 1954...	495	421	1	13	...	60
64 1950...	991	616	54	...	321
65 Share tenants.....number 1954...	145	121	1	2	...	21
66 1950...	373	263	11	...	99
67 Other tenants, not croppers nor share tenants.....number 1954...	350	300	11	...	39
68 1950...	618	353	43	...	222
69 Land in subunits not included in multiple units.....acres 1954...	28,519	25,312	6	512	...	2,689
70 1950...	59,607	40,726	1,942	...	16,939

Economic Area Table 3.—MULTIPLE-UNIT OPERATIONS, BY TYPE OF FARM: CENSUSES OF 1954 AND 1950—Continued

Item (For definitions and explanations, see text)		Area 5						
		Total	Type of farm					Miscellaneous
			Cotton	Peanut	Cotton and tobacco	Cotton and peanut	Cotton, tobacco, and peanut	
1	Multiple-unit operations.....number 1954...	1,301	1,130	1	...	22	...	148
2	1950...	1,953	1,755	5	...	39	...	154
3	Subunits in multiple-unit operations.....total number 1954...	3,419	3,051	2	...	51	...	315
4	1950...	5,241	4,805	10	...	89	...	337
5	Home farms.....number 1954...	1,279	1,112	1	...	21	...	145
6	1950...	1,877	1,687	5	...	36	...	149
7	Cropper farms.....number 1954...	2,140	1,939	1	...	30	...	170
8	1950...	3,364	3,118	5	...	53	...	188
9	Land in multiple-unit operations....total acres 1954...	601,763	492,431	120	...	7,200	...	102,012
10	1950...	673,079	608,109	803	...	7,987	...	56,180
11	Home farms.....acres 1954...	536,817	432,896	40	...	5,843	...	98,038
12	1950...	554,307	497,720	768	...	6,208	...	49,611
13	Cropper farms.....acres 1954...	64,946	59,535	80	...	1,357	...	3,974
14	1950...	118,772	110,389	35	...	1,779	...	6,569
15	Cropland harvested.....total acres 1954...	116,308	104,603	4	...	1,799	...	9,902
16	1949...	157,075	147,135	62	...	1,892	...	7,986
17	Corn harvested for grain.....multiple units reporting 1954...	1,274	1,112	1	...	22	...	139
18	1949...	1,870	1,721	4	...	38	...	107
19	subunits reporting 1954...	2,748	2,484	2	...	42	...	220
20	1949...	4,257	3,998	5	...	67	...	187
21	acres 1954...	50,861	45,931	3	...	815	...	4,112
22	1949...	69,596	65,690	39	...	893	...	2,974
23	bushels 1954...	555,137	505,199	70	...	8,265	...	41,603
24	1949...	1,329,039	1,250,835	687	...	16,413	...	61,104
25	Cotton harvested.....multiple units reporting 1954...	1,200	1,130	22	...	48
26	1949...	1,832	1,755	39	...	38
27	subunits reporting 1954...	2,525	2,422	36	...	67
28	1949...	4,078	3,972	55	...	51
29	acres 1954...	35,248	34,495	445	...	308
30	1949...	58,789	58,003	524	...	262
31	bales 1954...	20,221	19,686	246	...	289
32	1949...	28,291	27,632	463	...	196
33	Tobacco harvested.....multiple units reporting 1954...
34	1949...
35	subunits reporting 1954...
36	1949...
37	acres 1954...
38	1949...
39	pounds 1954...
40	1949...
41	Peanuts harvested for picking or threshing.....multiple units reporting 1954...	48	18	1	...	22	...	7
42	1949...	132	84	5	...	39	...	4
43	subunits reporting 1954...	59	23	1	...	28	...	7
44	1949...	171	107	5	...	53	...	6
45	acres 1954...	123	24	1	...	86	...	12
46	1949...	310	128	8	...	166	...	8
47	pounds 1954...	48,584	6,414	500	...	39,406	...	2,264
48	1949...	161,785	68,118	3,680	...	86,102	...	3,885
49	Horses and/or mules....multiple units reporting 1954...	1,005	894	18	...	93
50	1950...	1,745	1,993	3	...	34	...	115
51	number 1954...	2,991	2,751	48	...	192
52	1950...	6,087	5,739	5	...	80	...	263
53	Landlord-tenant operations containing multiple units:							
54	All subunits including home farm.....number 1954...	4,516	3,844	2	...	60	...	610
55	1950...	6,891	6,277	12	...	123	...	479
56	Land in all subunits including home farm.....acres 1954...	669,147	531,769	120	...	7,499	...	129,759
57	1950...	751,178	679,537	824	...	9,027	...	61,790
58	Owned by operator of multiple unit.....acres 1954...	568,968	440,368	40	...	5,124	...	123,436
59	1950...	649,156	585,618	824	...	7,534	...	55,180
60	Rented by operator of multiple unit.....acres 1954...	100,179	91,401	80	...	2,375	...	6,323
61	1950...	102,022	93,919	1,493	...	6,610
62	Subunits not included in multiple units.....operators reporting 1954...	366	309	5	...	52
63	1950...	628	553	1	...	11	...	63
64	number 1954...	1,097	793	9	...	295
65	1950...	1,650	1,472	2	...	34	...	142
66	Share tenants.....number 1954...	423	365	2	...	56
67	1950...	803	720	20	...	63
68	Other tenants, not croppers nor share tenants.....number 1954...	674	428	7	...	239
69	1950...	847	752	2	...	14	...	79
70	Land in subunits not included in multiple units.....acres 1954...	67,384	39,338	299	...	27,747
	1950...	78,099	71,428	21	...	1,040	...	5,610

MULTIPLE-UNIT OPERATIONS

Economic Area Table 3.—MULTIPLE-UNIT OPERATIONS, BY TYPE OF FARM: CENSUSES OF 1954 AND 1950—Continued

Item (For definitions and explanations, see text)	Areas 6 and C						
	Total	Type of farm					
		Cotton	Peanut	Cotton and tobacco	Cotton and peanut	Cotton, tobacco, and peanut	Miscellaneous
1 Multiple-unit operations.....number 1954...	1,152	865	4	...	104	...	179
2 1950...	1,543	1,131	10	...	125	...	277
3 Subunits in multiple-unit operations.....total number 1954...	4,384	3,604	8	...	288	...	484
4 1950...	5,743	4,520	22	...	373	...	828
5 Home farms.....number 1954...	1,134	852	4	...	101	...	177
6 1950...	1,445	1,046	9	...	121	...	269
7 Cropper farms.....number 1954...	3,250	2,752	4	...	187	...	307
8 1950...	4,298	3,474	13	...	252	...	599
9 Land in multiple-unit operations....total acres 1954...	1,111,055	825,438	2,007	...	50,983	...	232,627
10 1950...	1,311,934	888,992	4,439	...	72,356	...	346,147
11 Home farms.....acres 1954...	1,041,707	769,654	1,925	...	43,861	...	226,267
12 1950...	1,202,922	804,467	4,020	...	62,572	...	331,863
13 Cropper farms.....acres 1954...	69,348	55,784	82	...	7,122	...	6,360
14 1950...	109,012	84,525	419	...	9,784	...	14,284
15 Cropland harvested.....total acres 1954...	161,919	122,677	123	...	7,944	...	31,175
16 1949...	208,175	145,567	387	...	10,597	...	51,624
17 Corn harvested for grain.....multiple units reporting 1954...	1,072	819	3	...	103	...	147
18 1949...	1,441	1,085	10	...	125	...	221
19 subunits reporting 1954...	3,262	2,725	5	...	249	...	283
20 1949...	4,515	3,666	17	...	312	...	520
21 acres 1954...	47,816	39,530	75	...	3,679	...	4,532
22 1949...	63,004	50,025	211	...	4,703	...	8,065
23 bushels 1954...	503,421	400,505	1,101	...	43,707	...	58,108
24 1949...	1,110,234	873,812	4,230	...	70,918	...	161,274
25 Cotton harvested.....multiple units reporting 1954...	1,075	865	104	...	106
26 1949...	1,389	1,131	1	...	125	...	132
27 subunits reporting 1954...	3,591	3,151	225	...	215
28 1949...	4,424	3,868	1	...	280	...	275
29 acres 1954...	42,913	39,532	1,961	...	1,420
30 1949...	60,115	55,289	2	...	2,823	...	2,001
31 bales 1954...	23,680	21,858	1,030	...	792
32 1949...	29,852	28,033	1	...	1,037	...	781
33 Tobacco harvested.....multiple units reporting 1954...
34 1949...
35 subunits reporting 1954...
36 1949...
37 acres 1954...
38 1949...
39 pounds 1954...
40 1949...
41 Peanuts harvested for picking or threshing.....multiple units reporting 1954...	154	39	4	...	104	...	7
42 1949...	261	103	10	...	125	...	23
43 subunits reporting 1954...	264	78	4	...	172	...	10
44 1949...	438	160	15	...	236	...	27
45 acres 1954...	968	74	30	...	852	...	12
46 1949...	1,701	220	111	...	1,304	...	66
47 pounds 1954...	300,354	19,650	8,384	...	270,621	...	1,699
48 1949...	819,539	91,611	57,760	...	638,193	...	31,975
49 Horses and/or mules....multiple units reporting 1954...	1,016	758	4	...	97	...	157
50 1950...	1,276	947	9	...	116	...	204
51 number 1954...	5,402	4,109	16	...	361	...	916
52 1950...	7,191	5,543	27	...	491	...	1,130
53 Landlord-tenant operations containing multiple units: All subunits including home farm.....number 1954...	7,729	6,130	9	...	399	...	1,191
54 1950...	11,160	8,234	26	...	588	...	2,312
55 Land in all subunits including home farm.....acres 1954...	1,252,229	927,331	2,307	...	56,535	...	266,056
56 1950...	1,563,253	1,057,957	4,616	...	85,068	...	415,612
57 Owned by operator of multiple unit..acres 1954...	966,035	697,421	2,307	...	46,425	...	219,882
58 1950...	1,235,616	811,606	4,176	...	69,710	...	350,124
59 Rented by operator of multiple unit.....acres 1954...	286,194	229,910	10,110	...	46,174
60 1950...	327,637	246,351	440	...	15,358	...	65,488
61 Subunits not included in multiple units.....operators reporting 1954...	567	410	1	...	45	...	111
62 1950...	837	578	4	...	65	...	190
63 number 1954...	3,345	2,526	1	...	111	...	707
64 1950...	5,417	3,714	4	...	215	...	1,484
65 Share tenants.....number 1954...	915	678	29	...	208
66 1950...	1,389	1,044	1	...	64	...	280
67 Other tenants, not croppers nor share tenants.....number 1954...	2,430	1,848	1	...	82	...	499
68 1950...	4,028	2,670	3	...	151	...	1,204
69 Land in subunits not included in multiple units.....acres 1954...	141,174	101,893	300	...	5,552	...	33,429
70 1950...	251,319	168,965	177	...	12,712	...	69,465

Economic Area Table 3.—MULTIPLE-UNIT OPERATIONS, BY TYPE OF FARM: CENSUSES OF 1954 AND 1950—Continued

Item (For definitions and explanations, see text)	Area 7a						
	Total	Type of farm					
		Cotton	Peanut	Cotton and tobacco	Cotton and peanut	Cotton, tobacco, and peanut	Miscellaneous ¹
1 Multiple-unit operations.....number 1954...	2,199	232	70	6	1,753	14	124
2 1950...	3,067	259	365	2	2,249	7	185
3 Subunits in multiple-unit operations.....total number 1954...	5,812	563	159	12	4,778	40	260
4 1950...	8,299	641	850	5	6,366	18	419
5 Home farms.....number 1954...	2,160	226	70	6	1,721	14	123
6 1950...	2,832	243	353	2	2,054	7	173
7 Cropper farms.....number 1954...	3,652	337	89	6	3,057	26	137
8 1950...	5,467	398	497	3	4,312	11	246
9 Land in multiple-unit operations....total acres 1954...	935,255	95,096	29,343	866	720,356	5,592	84,002
10 1950...	1,112,509	89,208	123,933	554	805,542	1,478	91,794
11 Home farms.....acres 1954...	743,567	83,185	24,496	755	552,720	4,634	77,777
12 1950...	823,619	75,610	97,242	454	569,920	1,149	79,244
13 Cropper farms.....acres 1954...	191,688	11,911	4,847	111	167,636	958	6,225
14 1950...	288,890	13,598	26,691	100	235,622	329	12,550
15 Cropland harvested.....total acres 1954...	274,544	20,161	6,078	261	235,340	1,601	11,103
16 1949...	356,114	22,842	32,889	331	286,779	465	12,808
17 Corn harvested for grain.....multiple units reporting 1954...	2,109	222	59	6	1,705	14	103
18 1949...	2,950	249	352	2	2,209	7	131
19 subunits reporting 1954...	4,344	412	95	11	3,641	27	158
20 1949...	6,624	490	646	5	5,271	14	198
21 acres 1954...	107,278	9,335	2,318	135	89,925	536	5,029
22 1949...	127,320	9,681	12,391	124	100,885	272	3,967
23 bushels 1954...	1,416,772	126,511	38,125	2,690	1,156,569	10,725	82,152
24 1949...	1,819,356	161,385	175,988	2,590	1,412,307	4,520	62,566
25 Cotton harvested.....multiple units reporting 1954...	2,067	232	2	6	1,753	14	60
26 1949...	2,601	259	37	2	2,249	7	47
27 subunits reporting 1954...	4,135	413	2	7	3,613	22	78
28 1949...	5,424	477	43	5	4,828	13	58
29 acres 1954...	53,703	5,168	7	55	47,572	328	573
30 1949...	66,897	7,277	185	160	58,842	85	348
31 bales 1954...	35,759	3,587	3	37	31,568	177	387
32 1949...	26,131	3,273	271	45	22,382	30	130
33 Tobacco harvested.....multiple units reporting 1954...	21	6	...	14	1
34 1949...	11	2	...	7	2
35 subunits reporting 1954...	31	8	...	22	1
36 1949...	14	4	...	8	2
37 acres 1954...	111	29	...	79	3
38 1949...	63	33	...	24	6
39 pounds 1954...	117,550	34,000	...	81,550	2,000
40 1949...	49,444	18,504	...	24,940	6,000
41 Peanuts harvested for picking or threshing.....multiple units reporting 1954...	1,891	9	70	1	1,753	14	44
42 1949...	2,688	13	365	1	2,249	7	53
43 subunits reporting 1954...	3,711	9	100	1	3,527	22	52
44 1949...	5,857	36	640	1	5,103	11	66
45 acres 1954...	52,394	21	1,998	1	49,905	108	361
46 1949...	99,442	88	14,084	11	84,759	59	441
47 pounds 1954...	28,180,562	6,323	1,042,653	500	26,903,241	49,090	178,755
48 1949...	82,502,164	58,902	11,464,034	2,800	70,531,634	33,370	411,424
49 Horses and/or mules....multiple units reporting 1954...	1,782	172	51	6	1,472	13	68
50 1950...	2,709	216	315	2	2,031	6	139
51 number 1954...	6,454	493	159	11	5,634	27	130
52 1950...	10,931	742	1,029	10	8,763	19	368
53 Landlord-tenant operations containing multiple units:							
54 All subunits including home farm.....number 1954...	7,416	783	192	13	5,902	43	483
55 1950...	11,032	905	1,084	8	8,282	20	733
56 Land in all subunits including home farm.....acres 1954...	1,034,126	104,661	32,167	867	797,467	5,632	93,332
57 1950...	1,306,032	98,940	142,379	631	951,549	1,548	110,985
58 Owned by operator of multiple unit..acres 1954...	844,394	86,191	27,625	767	640,391	5,257	84,163
59 1950...	1,102,005	89,692	116,237	597	789,147	1,461	104,871
60 Rented by operator of multiple unit.....acres 1954...	189,732	18,470	4,542	100	157,076	375	9,169
61 1950...	204,027	9,248	26,142	34	162,402	87	6,114
62 Subunits not included in multiple units.....operators reporting 1954...	711	75	17	1	559	2	57
63 1950...	1,148	107	124	2	829	2	84
64 number 1954...	1,604	220	33	1	1,124	3	223
65 1950...	2,733	264	234	3	1,916	2	314
66 Share tenants.....number 1954...	894	42	14	...	693	3	142
67 1950...	1,412	101	106	3	1,091	2	109
68 Other tenants, not croppers nor share tenants.....number 1954...	710	178	19	1	431	...	81
69 1950...	1,321	163	128	...	825	...	205
70 Land in subunits not included in multiple units.....acres 1954...	98,871	9,565	2,824	1	77,111	40	9,330
1950...	193,523	9,732	18,446	77	146,007	70	19,191

¹For 1950 Census, includes one "tobacco and peanut" farm.

MULTIPLE-UNIT OPERATIONS

Economic Area Table 3.—MULTIPLE-UNIT OPERATIONS, BY TYPE OF FARM: CENSUSES OF 1954 AND 1950—Continued

Item (For definitions and explanations, see text)	Area 7b						
	Total	Type of farm					
		Cotton	Peanut	Cotton and tobacco	Cotton and peanut	Cotton, tobacco, and peanut	Miscellaneous
1 Multiple-unit operations.....number 1954...	174	121	6	...	47
2 1950...	221	142	1	...	7	...	71
3 Subunits in multiple-unit operations.....total number 1954...	424	311	12	...	101
4 1950...	531	351	2	...	14	...	164
5 Home farms.....number 1954...	172	119	6	...	47
6 1950...	215	138	1	...	7	...	69
7 Cropper farms.....number 1954...	252	192	6	...	54
8 1950...	316	213	1	...	7	...	95
9 Land in multiple-unit operations....total acres 1954...	120,860	86,004	796	...	34,060
10 1950...	125,935	61,641	64	...	2,123	...	62,107
11 Home farms.....acres 1954...	116,017	82,498	724	...	32,795
12 1950...	118,933	56,988	32	...	1,978	...	59,935
13 Cropper farms.....acres 1954...	4,843	3,506	72	...	1,265
14 1950...	7,002	4,653	32	...	145	...	2,172
15 Cropland harvested.....total acres 1954...	10,800	7,962	190	...	2,648
16 1949...	12,140	8,678	31	...	205	...	3,226
17 Corn harvested for grain.....multiple units reporting 1954...	168	116	6	...	46
18 1949...	208	140	1	...	7	...	60
19 subunits reporting 1954...	334	245	11	...	78
20 1949...	417	292	2	...	13	...	110
21 acres 1954...	6,015	4,464	108	...	1,443
22 1949...	7,213	4,904	11	...	119	...	2,179
23 bushels 1954...	96,899	73,032	1,250	...	22,617
24 1949...	120,043	85,660	190	...	1,625	...	32,568
25 Cotton harvested.....multiple units reporting 1954...	149	121	6	...	22
26 1949...	171	142	7	...	22
27 subunits reporting 1954...	279	239	9	...	31
28 1949...	299	261	9	...	29
29 acres 1954...	2,142	1,978	43	...	121
30 1949...	2,497	2,330	42	...	125
31 bales 1954...	1,356	1,247	24	...	85
32 1949...	1,278	1,179	24	...	75
33 Tobacco harvested.....multiple units reporting 1954...
34 1949...
35 subunits reporting 1954...
36 1949...
37 acres 1954...
38 1949...
39 pounds 1954...
40 1949...
41 Peanuts harvested for picking or threshing.....multiple units reporting 1954...	12	4	6	...	2
42 1949...	24	7	1	...	7	...	9
43 subunits reporting 1954...	13	4	6	...	3
44 1949...	26	7	1	...	7	...	11
45 acres 1954...	19	4	12	...	3
46 1949...	32	6	7	...	9	...	10
47 pounds 1954...	5,101	600	1,305	...	3,196
48 1949...	12,900	1,960	4,900	...	3,700	...	2,340
49 Horses and/or mules....multiple units reporting 1954...	142	97	5	...	40
50 1950...	189	123	1	...	7	...	58
51 number 1954...	339	243	9	...	87
52 1950...	597	342	2	...	17	...	236
53 Landlord-tenant operations containing multiple units: All subunits including home farm.....number 1954...	645	483	12	...	150
54 1950...	875	545	2	...	33	...	295
55 Land in all subunits including home farm.....acres 1954...	126,270	90,601	796	...	34,873
56 1950...	147,671	66,553	64	...	2,439	...	78,615
57 Owned by operator of multiple unit..acres 1954...	111,607	80,182	737	...	30,688
58 1950...	124,499	49,998	64	...	2,389	...	72,048
59 Rented by operator of multiple unit.....acres 1954...	14,663	10,419	59	...	4,185
60 1950...	23,172	16,555	50	...	6,567
61 Subunits not included in multiple units.....operators reporting 1954...	76	58	18
62 1950...	102	68	5	...	29
63 number 1954...	221	172	49
64 1950...	344	194	19	...	131
65 Share tenants.....number 1954...	84	68	16
66 1950...	115	79	7	...	29
67 Other tenants, not croppers nor share tenants.....number 1954...	137	104	33
68 1950...	229	115	12	...	102
69 Land in subunits not included in multiple units.....acres 1954...	5,410	4,597	813
70 1950...	21,736	4,912	316	...	16,508

Economic Area Table 3.—MULTIPLE-UNIT OPERATIONS, BY TYPE OF FARM: CENSUSES OF 1954 AND 1950—Continued

Item (For definitions and explanations, see text)		Areas 8 and D						
		Total	Type of farm					
			Cotton	Peanut	Cotton and tobacco	Cotton and peanut	Cotton, tobacco, and peanut	Miscellaneous
1	Multiple-unit operations.....number 1954...	48	21	6	...	21
2	1950...	118	55	3	...	21	...	39
3	Subunits in multiple-unit operations.....total number 1954...	117	55	16	...	46
4	1950...	293	133	6	...	60	...	94
5	Home farms.....number 1954...	47	20	6	...	21
6	1950...	114	52	3	...	21	...	38
7	Cropper farms.....number 1954...	70	35	10	...	25
8	1950...	179	81	3	...	39	...	56
9	Land in multiple-unit operations....total acres 1954...	28,196	5,968	5,188	...	17,040
10	1950...	43,271	18,150	290	...	6,796	...	18,035
11	Home farms.....acres 1954...	24,736	4,192	4,848	...	15,696
12	1950...	35,475	14,245	214	...	4,735	...	16,281
13	Cropper farms.....acres 1954...	3,460	1,776	340	...	1,344
14	1950...	7,796	3,905	76	...	2,061	...	1,754
15	Cropland harvested.....total acres 1954...	8,169	2,882	1,469	...	3,818
16	1949...	12,276	5,742	112	...	2,416	...	4,006
17	Corn harvested for grain.....multiple units reporting 1954...	46	21	6	...	19
18	1949...	103	54	3	...	20	...	26
19	subunits reporting 1954...	82	42	15	...	25
20	1949...	193	97	3	...	47	...	46
21	acres 1954...	3,094	1,302	860	...	932
22	1949...	4,727	2,374	44	...	1,153	...	1,156
23	bushels 1954...	71,426	40,595	10,762	...	20,069
24	1949...	103,245	50,749	730	...	20,615	...	31,151
25	Cotton harvested.....multiple units reporting 1954...	32	21	6	...	5
26	1949...	84	55	21	...	8
27	subunits reporting 1954...	61	41	11	...	9
28	1949...	155	102	43	...	10
29	acres 1954...	1,067	723	172	...	172
30	1949...	2,282	1,655	515	...	112
31	bales 1954...	965	681	140	...	144
32	1949...	1,409	1,089	250	...	70
33	Tobacco harvested.....multiple units reporting 1954...
34	1949...
35	subunits reporting 1954...
36	1949...
37	acres 1954...
38	1949...
39	pounds 1954...
40	1949...
41	Peanuts harvested for picking or threshing.....multiple units reporting 1954...	7	6	...	1
42	1949...	28	...	3	...	21	...	4
43	subunits reporting 1954...	11	9	...	2
44	1949...	43	...	4	...	35	...	4
45	acres 1954...	233	221	...	12
46	1949...	446	...	19	...	411	...	16
47	pounds 1954...	103,800	97,000	...	6,800
48	1949...	312,470	...	16,740	...	285,030	...	10,700
49	Horses and/or mules....multiple units reporting 1954...	27	15	5	...	7
50	1950...	77	36	3	...	21	...	17
51	number 1954...	64	27	9	...	28
52	1950...	201	91	5	...	69	...	36
53	Landlord-tenant operations containing multiple units:							
54	All subunits including home farm.....number 1954...	141	69	16	...	56
55	1950...	362	166	7	...	68	...	121
56	Land in all subunits including home farm.....acres 1954...	28,873	6,483	5,188	...	17,202
57	1950...	45,282	18,817	325	...	7,078	...	19,062
58	Owned by operator of multiple unit.....acres 1954...	27,493	5,823	4,848	...	16,822
59	1950...	40,806	15,788	325	...	6,827	...	17,866
60	Rented by operator of multiple unit.....acres 1954...	1,380	660	340	...	380
61	1950...	4,476	3,029	251	...	1,196
62	Subunits not included in multiple units.....operators reporting 1954...	11	7	4
63	1950...	32	16	1	...	5	...	10
64	number 1954...	24	14	8	...	10
65	1950...	69	33	1	...	8	...	27
66	Share tenants.....number 1954...	8	4	4
67	1950...	26	10	4	...	12
68	Other tenants, not croppers nor share tenants.....number 1954...	16	10	6
69	1950...	43	23	1	...	4	...	15
70	Land in subunits not included in multiple units.....acres 1954...	677	515	162
	1950...	2,011	667	35	...	282	...	1,027

MULTIPLE-UNIT OPERATIONS

Economic Area Table 4.—MULTIPLE-UNIT OPERATIONS, BY ACRES OF CROPLAND HARVESTED: CENSUSES OF 1954 AND 1950

Table with columns for Item, Total, and Acres of cropland harvested (None, Under 20 acres, 20 to 29 acres, 30 to 49 acres, 50 to 99 acres, 100 to 199 acres, 200 to 499 acres, 500 acres and over). Rows include Multiple-unit operations, Subunits in multiple-unit operations, Home farms, Cropper farms, Land in multiple-unit operations, Corn harvested for grain, Cotton harvested, Tobacco harvested, Peanuts harvested for picking or threshing, Horses and/or mules, and Landlord-tenant operations.

Economic Area Table 4.—MULTIPLE-UNIT OPERATIONS, BY ACRES OF CROPLAND HARVESTED: CENSUSES OF 1954 AND 1950—Continued

Item (For definitions and explanations, see text)	Total	Area 1							
		Acres of cropland harvested							
		None	Under 20 acres	20 to 29 acres	30 to 49 acres	50 to 99 acres	100 to 199 acres	200 to 499 acres	500 acres and over
Multiple-unit operations.....number	1954... 2,005	16	109	102	261	592	541	303	81
	1950... 2,066	8	88	97	303	717	537	249	67
Subunits in multiple-unit operations.....total number	1954... 6,068	40	223	212	555	1,356	1,544	1,399	739
	1950... 6,258	17	178	196	637	1,685	1,604	1,221	720
Home farms.....number	1954... 1,955	16	104	94	253	572	535	300	81
	1950... 1,957	7	83	93	285	663	516	243	67
Cropper farms.....number	1954... 4,113	24	119	118	302	784	1,009	1,099	658
	1950... 4,301	10	95	103	352	1,022	1,088	978	653
Land in multiple-unit operations...total acres	1954... 648,797	5,641	8,476	9,986	38,965	108,398	163,407	189,390	124,534
	1950... 581,667	1,092	10,113	8,277	39,121	119,263	151,560	141,841	110,400
Home farms.....acres	1954... 535,157	4,708	7,223	7,794	31,721	85,716	134,547	155,976	107,472
	1950... 454,763	331	8,270	6,264	30,363	87,551	117,306	111,585	92,893
Cropper farms.....acres	1954... 113,640	933	1,253	2,192	7,244	22,682	28,860	33,414	17,062
	1950... 126,904	961	1,843	2,013	8,758	31,712	34,254	30,256	17,507
Cropland harvested.....total acres	1954... 282,711	...	1,326	2,504	10,314	43,253	76,301	90,228	58,785
	1949... 273,589	...	1,194	2,391	12,037	51,799	75,165	71,667	59,376
Corn harvested for grain.....multiple units reporting	1954... 1,888	...	81	87	244	569	529	297	81
	1949... 1,903	...	58	77	274	682	509	239	64
subunits reporting	1954... 4,189	...	97	114	374	1,022	1,189	944	449
	1949... 4,241	...	65	102	426	1,248	1,196	794	410
acres	1954... 96,222	...	599	1,017	4,287	17,051	28,610	29,442	15,256
	1949... 74,657	...	346	736	4,057	16,673	23,182	17,143	12,520
bushels	1954... 1,060,858	...	5,482	10,705	47,508	182,366	315,065	341,387	158,345
	1949... 1,504,580	...	7,278	13,274	80,674	300,806	429,894	379,917	292,737
Cotton harvested.....multiple units reporting	1954... 1,933	...	80	93	251	587	539	302	81
	1949... 2,017	...	71	94	297	709	531	249	66
subunits reporting	1954... 5,158	...	96	132	396	1,140	1,387	1,302	705
	1949... 5,543	...	85	143	511	1,482	1,467	1,156	699
acres	1954... 108,872	...	564	1,130	4,289	17,717	29,189	33,494	22,489
	1949... 147,888	...	634	1,436	6,266	26,655	39,517	40,231	33,149
bales	1954... 62,208	...	284	583	2,281	9,680	16,584	19,224	13,572
	1949... 83,370	...	317	642	3,092	13,673	21,117	23,502	21,027
Tobacco harvested.....multiple units reporting	1954... 1	1
	1949... 6	5
subunits reporting	1954... 1	1
	1949... 6	5
acres	1954... 1	1
	1949... 17	5
pounds	1954... 500	500
	1949... 22,543	16,343	6,200	...
Peanuts harvested for picking or threshing.....multiple units reporting	1954... 7	2	2	2	...	1
	1949... 3	1	2
subunits reporting	1954... 13	4	2	6	...	1
	1949... 3	1	2
acres	1954... 11	2	2	6	...	1
	1949... 3	1	2
pounds	1954... 6,219	738	748	4,233	...	500
	1949... 1,300	600	700
Horses and/or mules.....multiple units reporting	1954... 1,256	2	43	46	147	362	374	214	68
	1950... 1,548	4	44	66	222	533	415	207	57
number	1954... 3,372	4	81	90	330	806	912	765	384
	1950... 5,920	5	115	165	655	1,549	1,541	1,101	789
Landlord-tenant operations containing multiple units:									
All subunits including home farm.....number	1954... 7,457	57	304	262	660	1,639	1,853	1,698	984
	1950... 7,847	29	284	249	838	2,072	1,965	1,480	930
Land in all subunits including home farm.....acres	1954... 743,755	7,553	11,947	12,416	43,582	122,629	187,491	209,623	148,514
	1950... 679,585	2,139	16,459	10,653	48,274	141,096	174,824	159,492	126,648
Owned by operator of multiple unit.....acres	1954... 449,978	5,993	10,896	10,881	38,437	87,471	102,844	117,558	75,898
	1950... 440,895	1,310	13,568	9,560	41,456	100,738	104,105	86,175	83,983
Rented by operator of multiple unit.....acres	1954... 293,777	1,560	1,051	1,535	5,145	35,158	84,647	92,065	72,616
	1950... 238,690	829	2,891	1,093	6,818	40,358	70,719	73,317	42,665
Subunits not included in multiple units.....operators reporting	1954... 585	7	47	31	70	145	126	122	37
	1950... 672	6	47	33	94	192	154	107	39
number	1954... 1,389	17	81	50	105	283	309	299	245
	1950... 1,589	12	106	53	201	387	361	259	210
Share tenants.....number	1954... 979	6	58	40	80	214	231	202	148
	1950... 954	7	55	30	148	236	203	143	132
Other tenants, not croppers nor share tenants.....number	1954... 410	11	23	10	25	69	78	97	97
	1950... 635	5	51	23	53	151	158	116	78
Land in subunits not included in multiple units.....acres	1954... 94,958	1,912	3,471	2,430	4,617	14,231	24,084	20,233	23,980
	1950... 97,918	1,047	6,346	2,376	9,153	21,833	23,264	17,651	16,248

MULTIPLE-UNIT OPERATIONS

Economic Area Table 4.—MULTIPLE-UNIT OPERATIONS, BY ACRES OF CROPLAND HARVESTED: CENSUSES OF 1954 AND 1950—Continued

Item (For definitions and explanations, see text)	Area 2								
	Total	Acres of cropland harvested							
		None	Under 20 acres	20 to 29 acres	30 to 49 acres	50 to 99 acres	100 to 199 acres	200 to 499 acres	500 acres and over
1 Multiple-unit operations.....number 1954...	1,386	3	128	158	328	503	213	50	3
2	1,741	7	137	199	529	614	223	30	2
3 Subunits in multiple-unit operations.....total number 1954...	3,300	6	261	328	679	1,152	622	226	26
4	4,134	17	277	430	1,099	1,415	743	142	11
5 Home farms.....number 1954...	1,337	3	125	158	316	483	200	49	3
6	1,653	6	132	195	515	566	209	28	2
7 Cropper farms.....number 1954...	1,963	3	136	170	363	669	422	177	23
8	2,481	11	145	235	584	849	534	114	9
9 Land in multiple-unit operations....total acres 1954...	277,800	3,802	18,130	14,783	38,492	88,986	70,440	38,378	4,789
10	299,282	815	10,461	15,051	54,219	109,054	72,507	33,279	3,896
11 Home farms.....acres 1954...	213,366	3,786	16,672	11,781	27,539	63,412	53,581	32,319	4,276
12	221,204	624	8,431	10,612	38,843	79,687	51,115	28,261	3,631
13 Cropper farms.....acres 1954...	64,434	16	1,458	3,002	10,953	25,574	16,859	6,059	513
14	78,078	191	2,030	4,439	15,376	29,367	21,392	5,018	265
15 Cropland harvested.....total acres 1954...	98,308	...	1,607	3,927	12,839	35,733	28,986	13,492	1,724
16	107,933	...	1,744	4,930	20,608	41,929	29,309	7,929	1,484
17 Corn harvested for grain.....multiple units reporting 1954...	1,350	...	103	157	327	498	212	50	3
18	1,661	...	107	188	516	597	221	30	2
19 subunits reporting 1954...	2,612	...	127	235	544	966	532	190	18
20	3,243	...	134	278	892	1,196	625	107	11
21 acres 1954...	54,659	...	815	2,332	7,363	20,768	16,283	6,066	1,032
22	43,135	...	671	2,096	8,187	16,967	12,078	2,859	277
23 bushels 1954...	775,567	...	11,923	32,525	104,759	287,525	232,428	90,147	16,260
24	1,024,267	...	17,764	51,725	219,332	407,465	267,089	55,820	5,072
25 Cotton harvested.....multiple units reporting 1954...	1,287	...	99	140	307	479	209	50	3
26	1,690	...	117	194	520	607	220	30	2
27 subunits reporting 1954...	2,401	...	110	181	473	889	524	201	23
28	3,366	...	144	291	909	1,253	643	115	11
29 acres 1954...	24,629	...	539	1,011	3,533	9,027	6,990	3,327	202
30	44,136	...	831	2,370	8,943	18,116	11,204	2,368	304
31 bales 1954...	18,322	...	383	749	2,716	6,701	5,169	2,472	132
32	21,603	...	451	1,291	4,433	8,618	5,627	1,015	168
33 Tobacco harvested.....multiple units reporting 1954...
34
35 subunits reporting 1954...
36
37 acres 1954...
38
39 pounds 1954...
40
41 Peanuts harvested for picking or threshing.....multiple units reporting 1954...	9	...	1	...	1	5	1	...	1
42	28	...	1	3	9	13	2
43 subunits reporting 1954...	12	...	2	...	2	6	1	...	1
44	34	...	1	3	11	17	2
45 acres 1954...	14	...	2	...	1	8	1	...	2
46	117	...	1	7	45	56	8
47 pounds 1954...	5,934	...	400	...	877	3,557	200	...	900
48	48,258	...	500	2,454	17,216	26,088	2,000
49 Horses and/or mules....multiple units reporting 1954...	950	1	54	103	228	351	171	39	3
50	1,478	2	102	163	467	530	184	28	2
51 number 1954...	2,533	3	98	197	506	902	639	169	19
52	4,595	11	208	384	1,193	1,703	933	143	20
53 Landlord-tenant operations containing multiple units: All subunits including home farm.....number 1954...	4,175	22	391	403	842	1,455	753	277	32
54	5,304	28	423	523	1,384	1,779	963	180	24
55 Land in all subunits including home farm.....acres 1954...	318,656	4,346	24,275	16,304	42,631	103,719	77,410	44,901	5,070
56	360,538	1,304	18,167	20,498	66,094	125,261	85,775	39,163	4,276
57 Owned by operator of multiple unit..acres 1954...	273,511	4,346	23,868	15,596	39,013	89,828	60,863	35,827	4,170
58	305,599	1,257	17,689	18,714	59,703	103,906	69,872	30,621	3,837
59 Rented by operator of multiple unit.....acres 1954...	45,145	...	407	708	3,618	13,891	16,547	9,074	900
60	54,939	47	478	1,784	6,391	21,355	15,903	8,542	439
61 Subunits not included in multiple units.....operators reporting 1954...	430	1	55	57	106	116	69	24	2
62	559	3	61	65	159	175	80	14	2
63 number 1954...	875	16	130	75	163	303	131	51	6
64	1,170	11	146	93	285	364	220	38	13
65 Share tenants.....number 1954...	642	16	58	63	131	221	102	45	6
66	809	6	93	60	200	254	173	20	3
67 Other tenants, not croppers nor share tenants.....number 1954...	233	...	72	12	32	82	29	6	...
68	361	5	53	33	85	110	47	18	10
69 Land in subunits not included in multiple units.....acres 1954...	40,856	544	6,145	1,521	4,139	14,733	6,970	6,523	281
70	61,256	489	7,706	5,447	11,875	16,207	13,268	5,884	380

Economic Area Table 4.—MULTIPLE-UNIT OPERATIONS, BY ACRES OF CROPLAND HARVESTED: CENSUSES OF 1954 AND 1950—Continued

Item (For definitions and explanations, see text)	Total	Areas J and A							
		Acres of cropland harvested							
		None	Under 20 acres	20 to 29 acres	30 to 49 acres	50 to 99 acres	100 to 199 acres	200 to 499 acres	500 acres and over
Multiple-unit operations.....number 1954...	737	1	94	100	132	208	148	45	9
1950...	928	10	103	82	195	312	160	57	9
Subunits in multiple-unit operations.....total number 1954...	1,848	2	192	204	277	483	402	226	62
1950...	2,314	21	209	167	411	715	454	264	73
Home farms.....number 1954...	723	1	94	98	131	203	143	44	9
1950...	878	8	100	78	190	298	143	52	9
Cropper farms.....number 1954...	1,125	1	98	106	146	280	259	182	53
1950...	1,436	13	109	89	221	417	311	212	64
Land in multiple-unit operations....total acres 1954...	244,358	179	12,309	13,815	20,379	51,911	73,161	46,997	25,607
1950...	244,942	4,058	11,900	10,849	28,144	68,843	55,903	46,784	18,461
Home farms.....acres 1954...	202,289	109	11,278	11,130	16,569	41,406	61,004	37,913	22,880
1950...	186,033	3,421	9,980	8,357	21,062	51,992	41,837	34,517	14,867
Cropper farms.....acres 1954...	42,069	70	1,031	2,685	3,810	10,505	12,157	9,084	2,727
1950...	58,909	637	1,920	2,492	7,082	16,851	14,066	12,267	3,594
Cropland harvested.....total acres 1954...	64,599	...	1,084	2,458	5,142	14,710	20,540	13,225	7,440
1949...	77,122	...	1,176	2,007	7,573	22,517	21,449	15,472	6,928
Corn harvested for grain.....multiple units reporting 1954...	717	...	85	98	128	207	147	44	8
1949...	885	...	84	78	193	307	158	56	9
subunits reporting 1954...	1,448	...	114	139	212	405	344	183	51
1949...	1,818	...	100	105	319	609	396	224	65
acres 1954...	28,493	...	599	1,380	2,680	7,208	9,560	4,943	2,123
1949...	30,215	...	610	938	3,297	8,865	7,913	5,756	2,836
bushels 1954...	411,659	...	8,517	19,407	31,088	97,359	141,125	79,362	34,801
1949...	595,965	...	12,415	17,779	70,074	181,938	154,260	105,743	53,756
Cotton harvested.....multiple units reporting 1954...	639	...	58	75	112	199	142	44	9
1949...	856	...	68	73	188	302	159	57	9
subunits reporting 1954...	1,272	...	68	92	161	372	328	194	57
1949...	1,768	...	78	96	301	594	396	235	68
acres 1954...	17,900	...	305	610	1,321	4,465	5,884	3,931	1,384
1949...	31,510	...	387	825	3,062	9,277	9,352	6,183	2,424
bales 1954...	13,175	...	180	451	922	3,263	4,299	2,882	1,178
1949...	13,864	...	166	337	1,304	4,015	4,146	2,840	1,056
Tobacco harvested.....multiple units reporting 1954...
1949...
subunits reporting 1954...
1949...
acres 1954...
1949...
pounds 1954...
1949...
Peanuts harvested for picking or threshing.....multiple units reporting 1954...	28	...	3	5	8	6	4	2	...
1949...	25	...	4	2	8	8	1	2	...
subunits reporting 1954...	39	...	6	5	9	10	7	2	...
1949...	29	...	5	2	8	10	1	3	...
acres 1954...	36	...	3	10	9	6	4	4	...
1949...	38	...	5	1	8	19	1	4	...
pounds 1954...	14,364	...	1,270	2,750	3,848	2,710	2,676	1,110	...
1949...	19,433	...	2,150	892	2,101	12,290	400	1,600	...
Horses and/or mules....multiple units reporting 1954...	500	...	51	74	94	135	101	37	8
1950...	720	...	79	63	158	238	125	44	8
number 1954...	1,385	...	84	142	214	368	297	201	79
1950...	2,389	...	139	145	434	741	488	330	105
Landlord-tenant operations containing multiple units:									
All subunits including home farm.....number 1954...	2,262	2	247	246	315	574	499	291	88
1950...	2,922	36	283	216	493	856	565	363	110
Land in all subunits including home farm.....acres 1954...	266,163	179	14,116	15,208	21,402	57,130	79,592	51,108	27,428
1950...	275,752	5,455	15,779	12,744	30,891	75,038	61,500	53,431	20,914
Owned by operator of multiple unit..acres 1954...	226,283	179	13,694	14,935	20,440	48,751	59,425	42,651	26,208
1950...	227,055	5,402	15,165	10,525	27,158	60,536	46,446	42,874	18,949
Rented by operator of multiple unit.....acres 1954...	39,880	...	422	273	962	8,379	20,167	8,457	1,220
1950...	48,697	53	614	2,219	3,733	14,502	15,054	10,557	1,965
Subunits not included in multiple units.....operators reporting 1954...	218	...	37	22	30	52	50	22	5
1950...	293	...	32	29	51	88	55	28	6
number 1954...	414	...	55	42	38	91	97	65	26
1950...	608	...	74	49	82	141	111	99	37
Share tenants.....number 1954...	295	...	36	32	26	64	65	50	22
1950...	409	...	41	31	47	91	85	72	31
Other tenants, not croppers nor share tenants.....number 1954...	119	...	19	10	12	27	32	15	4
1950...	199	...	33	18	35	50	26	27	6
Land in subunits not included in multiple units.....acres 1954...	21,805	...	1,807	1,393	1,023	5,219	6,431	4,111	1,821
1950...	30,810	1,397	3,879	1,895	2,747	6,195	5,597	6,647	2,453

MULTIPLE-UNIT OPERATIONS

Economic Area Table 4.—MULTIPLE-UNIT OPERATIONS, BY ACRES OF CROPLAND HARVESTED: CENSUSES OF 1954 AND 1950—Continued

Item (For definitions and explanations, see text)	Areas 4 and B								
	Total	Acres of cropland harvested							
		None	Under 20 acres	20 to 29 acres	30 to 49 acres	50 to 99 acres	100 to 199 acres	200 to 499 acres	500 acres and over
1 Multiple-unit operations.....number 1954...	718	...	83	101	176	210	98	41	9
2	1,023	14	94	117	258	328	135	66	11
3 Subunits in multiple-unit									
4 operations.....total number 1954...	1,897	...	169	206	384	542	338	185	73
5	2,674	28	192	240	548	824	430	332	80
6 Home farms.....number 1954...	703	...	81	101	170	204	97	41	9
7	973	13	90	116	243	306	130	64	11
8 Cropper farms.....number 1954...	1,194	...	88	105	214	338	241	144	64
9	1,701	15	102	124	305	518	300	268	69
10 Land in multiple-unit operations...total acres 1954...	349,385	...	12,548	25,577	38,667	75,174	64,832	59,891	72,696
11	410,433	8,998	19,077	37,526	48,908	105,295	83,213	84,706	22,710
12 Home farms.....acres 1954...	302,213	...	10,940	22,981	32,477	61,661	55,989	54,260	63,905
13	337,782	8,561	13,465	33,145	37,400	85,336	68,731	71,869	19,275
14 Cropper farms.....acres 1954...	47,172	...	1,608	2,596	6,190	13,513	8,843	5,631	8,791
15	72,651	437	5,612	4,381	11,508	19,959	14,482	12,837	3,435
16 Cropland harvested.....total acres 1954...	56,253	...	1,005	2,475	6,885	14,607	13,379	11,703	6,199
17	80,764	...	1,221	2,892	9,909	22,950	18,274	18,495	7,023
18 Corn harvested for									
19 grain.....multiple units reporting 1954...	707	...	77	100	175	208	97	41	9
20	983	...	81	115	255	324	133	64	11
21 subunits reporting 1954...	1,573	...	98	155	312	474	305	168	61
22	2,157	...	100	181	434	702	379	290	71
23 acres 1954...	24,974	...	588	1,386	3,686	7,182	5,866	4,051	2,215
24	34,109	...	679	1,577	4,434	10,550	7,949	6,600	1,911
25 bushels 1954...	330,089	...	7,257	17,792	48,114	88,447	76,266	65,465	26,748
26	517,166	...	11,343	28,010	77,044	159,384	119,618	99,376	22,391
27 Cotton harvested.....multiple units reporting 1954...	655	...	52	88	166	205	96	39	9
28	911	...	54	103	238	313	128	64	11
29 subunits reporting 1954...	1,342	...	55	115	248	411	282	163	68
30	1,874	...	59	123	352	634	353	283	70
31 acres 1954...	15,867	...	255	712	1,961	4,517	3,801	2,732	1,889
32	26,614	...	308	855	3,142	7,918	5,947	5,888	2,556
33 bales 1954...	9,630	...	160	430	1,141	2,624	2,235	1,775	1,265
34	11,691	...	124	364	1,303	3,361	2,624	2,838	1,077
35 Tobacco harvested.....multiple units reporting 1954...
36
37 subunits reporting 1954...
38
39 acres 1954...
40
41 pounds 1954...
42
43 Peanuts harvested for picking or									
44 threshing.....multiple units reporting 1954...	33	...	3	1	3	11	10	3	2
45	58	2	9	28	11	6	2
46 subunits reporting 1954...	56	...	4	2	8	16	12	12	2
47	96	3	11	39	23	13	7
48 acres 1954...	239	...	3	1	14	68	44	107	2
49	414	3	28	110	146	101	26
50 pounds 1954...	130,745	...	822	450	6,806	41,707	34,050	46,390	520
51	218,888	245	15,775	46,425	75,293	56,050	25,100
52 Horses and/or mules....multiple units reporting 1954...	649	...	69	93	160	191	91	38	7
53	946	7	79	107	244	306	129	63	11
54 number 1954...	2,215	...	108	187	398	634	472	291	125
55	3,639	14	150	278	626	1,112	708	599	152
56 Landlord-tenant operations containing multiple units:									
57 All subunits including home farm.....number 1954...	2,392	...	192	254	434	633	437	244	198
58	3,665	86	241	333	666	1,086	569	443	241
59 Land in all subunits including									
60 home farm.....acres 1954...	377,904	...	13,406	28,067	40,735	81,593	70,620	63,796	79,687
61	470,040	11,374	22,928	41,724	54,013	122,483	90,515	93,590	33,413
62 Owned by operator of multiple unit..acres 1954...	341,810	...	12,774	24,479	38,720	73,056	62,826	51,068	78,887
63	422,655	11,324	20,267	40,180	49,163	110,849	75,352	83,597	31,923
64 Rented by operator of multiple									
65 unit.....acres 1954...	36,094	...	632	3,588	2,015	8,537	7,794	12,728	800
66	47,385	50	2,661	1,544	4,850	11,634	15,163	9,993	1,490
67 Subunits not included in multiple									
68 units.....operators reporting 1954...	202	...	19	31	29	54	41	22	6
69	332	5	31	34	77	97	50	31	7
70 number 1954...	495	...	23	48	50	91	99	59	125
71	991	58	49	93	118	262	139	111	161
72 Share tenants.....number 1954...	145	...	8	24	18	35	32	9	19
73	373	15	27	42	53	97	41	48	50
74 Other tenants, not croppers									
75 nor share tenants.....number 1954...	350	...	15	24	32	56	67	50	106
76	618	43	22	51	65	165	98	63	111
77 Land in subunits not included									
78 in multiple units.....acres 1954...	28,519	...	858	2,490	2,068	6,419	5,788	3,905	6,991
79	59,607	2,376	3,851	4,198	5,105	17,188	7,302	8,884	10,703

Economic Area Table 4.—MULTIPLE-UNIT OPERATIONS, BY ACRES OF CROPLAND HARVESTED: CENSUSES OF 1954 AND 1950—Continued

Item (For definitions and explanations, see text)	Total	Area 5								
		Acres of cropland harvested								
		None	Under 20 acres	20 to 29 acres	30 to 49 acres	50 to 99 acres	100 to 199 acres	200 to 499 acres	500 acres and over	
Multiple-unit operations.....number 1954...	1,301	4	155	151	289	404	184	93	21	
1950...	1,953	23	170	225	508	635	268	98	26	
Subunits in multiple-unit operations.....total number 1954...	3,419	8	314	312	616	966	577	431	195	
1950...	5,241	38	352	472	1,097	1,506	943	574	259	
Home farms.....number 1954...	1,279	4	154	148	285	393	182	92	21	
1950...	1,877	22	168	216	498	598	254	95	26	
Cropper farms.....number 1954...	2,140	4	160	164	331	573	395	339	174	
1950...	3,364	16	184	256	599	908	689	479	233	
Land in multiple-unit operations....total acres 1954...	601,763	173	40,057	27,134	65,153	119,532	111,257	166,379	72,078	
1950...	673,079	4,215	30,259	33,679	101,619	168,333	138,662	130,123	66,189	
Home farms.....acres 1954...	536,817	163	37,348	23,919	55,713	100,031	97,760	156,023	65,860	
1950...	554,307	1,875	26,092	27,842	85,064	134,961	108,590	111,272	58,611	
Cropper farms.....acres 1954...	64,946	10	2,709	3,215	9,440	19,501	13,497	10,356	6,218	
1950...	118,772	2,340	4,167	5,837	16,555	33,372	30,072	18,851	7,578	
Cropland harvested.....total acres 1954...	116,308	...	1,919	3,696	11,377	28,672	24,948	28,377	17,319	
1949...	157,075	...	2,208	5,568	19,939	43,716	37,027	29,154	19,463	
Corn harvested for grain.....multiple units reporting 1954...	1,274	...	147	146	286	402	182	90	21	
1949...	1,870	...	141	217	496	628	266	97	25	
subunits reporting 1954...	2,748	...	196	222	515	820	486	350	159	
1949...	4,257	...	189	334	884	1,342	799	488	221	
acres 1954...	50,861	...	1,206	2,053	6,503	15,132	11,275	10,095	4,997	
1949...	69,596	...	1,126	2,818	9,731	20,393	16,219	12,685	6,624	
bushels 1954...	555,137	...	12,399	23,373	65,347	156,625	117,789	123,665	55,939	
1949...	1,329,039	...	22,760	53,300	183,715	396,678	307,262	228,179	137,145	
Cotton harvested.....multiple units reporting 1954...	1,200	...	104	137	274	397	178	89	21	
1949...	1,832	...	122	208	489	625	266	98	24	
subunits reporting 1954...	2,525	...	120	177	426	733	484	391	194	
1949...	4,078	...	141	296	801	1,267	815	523	235	
acres 1954...	35,248	...	521	1,142	3,359	8,900	7,761	8,233	5,732	
1949...	58,789	...	778	2,135	7,392	16,634	14,448	10,928	6,474	
bales 1954...	20,221	...	270	624	1,827	4,651	4,483	5,107	3,259	
1949...	28,291	...	348	908	3,352	7,889	6,952	5,290	3,552	
Tobacco harvested.....multiple units reporting 1954...	
1949...	
subunits reporting 1954...	
1949...	
acres 1954...	
1949...	
pounds 1954...	
1949...	
Peanuts harvested for picking or threshing.....multiple units reporting 1954...	48	...	2	2	8	23	11	2	...	
1949...	132	...	8	14	36	41	21	11	1	
subunits reporting 1954...	59	...	3	2	11	25	13	5	...	
1949...	171	...	9	17	42	46	31	24	2	
acres 1954...	123	...	2	2	14	49	79	75	10	
1949...	310	...	9	16	57	64	79	75	10	
pounds 1954...	48,584	...	750	205	1,923	24,101	20,720	885	...	
1949...	161,785	...	2,595	3,454	22,853	27,093	46,744	49,046	10,000	
Horses and/or mules....multiple units reporting 1954...	1,005	...	104	109	228	310	154	81	19	
1950...	1,745	10	145	199	461	576	241	90	23	
number 1954...	2,991	...	175	230	503	840	530	459	254	
1950...	6,087	17	273	440	1,246	1,897	1,172	684	358	
Landlord-tenant operations containing multiple units:										
All subunits including home farm.....number 1954...	4,516	9	543	372	753	1,140	715	657	327	
1950...	6,891	61	465	580	1,421	1,903	1,316	789	356	
Land in all subunits including home farm.....acres 1954...	669,147	183	63,190	29,803	75,299	125,330	117,578	179,937	77,827	
1950...	751,178	4,773	33,574	39,448	114,187	190,556	153,617	140,534	74,489	
Owned by operator of multiple unit...acres 1954...	568,968	183	61,820	26,620	69,314	111,452	95,193	145,283	59,103	
1950...	649,156	2,501	31,066	36,957	105,055	167,829	130,811	110,208	64,729	
Rented by operator of multiple unit.....acres 1954...	100,179	...	1,370	3,183	5,985	13,878	22,385	34,654	18,724	
1950...	102,022	2,272	2,508	2,491	9,132	22,727	22,806	30,326	9,760	
Subunits not included in multiple units.....operators reporting 1954...	366	1	48	39	61	91	59	49	18	
1950...	628	10	62	55	132	194	105	50	20	
number 1954...	1,097	1	229	60	137	174	138	226	132	
1950...	1,650	23	113	108	324	397	373	215	97	
Share tenants.....number 1954...	423	...	36	26	59	88	67	130	17	
1950...	803	6	58	69	140	208	172	120	30	
Other tenants, not croppers nor share tenants.....number 1954...	674	1	193	34	78	86	71	96	115	
1950...	847	17	55	39	184	189	201	95	67	
Land in subunits not included in multiple units.....acres 1954...	67,384	10	23,133	2,669	10,146	5,798	6,321	13,558	5,749	
1950...	78,099	558	3,315	5,769	12,568	22,223	14,955	10,411	8,300	

MULTIPLE-UNIT OPERATIONS

Economic Area Table 4.—MULTIPLE-UNIT OPERATIONS, BY ACRES OF CROPLAND HARVESTED: CENSUSES OF 1954 AND 1950—Continued

Item (For definitions and explanations, see text)	Area 6 and C									
	Total	Acres of cropland harvested								
		None	Under 20 acres	20 to 29 acres	30 to 49 acres	50 to 99 acres	100 to 199 acres	200 to 499 acres	500 acres and over	
1 Multiple-unit operations.....number 1954...	1,152	5	147	89	182	268	242	174	45	
2 1950...	1,543	21	153	154	274	372	290	213	66	
3 Subunits in multiple-unit operations.....total number 1954...	4,384	10	305	194	432	790	987	1,030	636	
4 1950...	5,743	42	322	336	644	1,097	1,160	1,354	788	
5 Home farms.....number 1954...	1,134	5	147	85	173	265	242	172	45	
6 1950...	1,445	20	140	143	243	345	283	206	65	
7 Cropper farms.....number 1954...	3,250	5	158	109	259	525	745	858	591	
8 1950...	4,298	22	182	193	401	752	877	1,148	723	
9 Land in multiple-unit operations....total acres 1954...	1,111,055	949	38,822	19,113	64,038	153,601	253,224	307,018	274,290	
10 1950...	1,311,934	14,998	70,767	47,526	113,358	175,997	259,595	319,493	310,200	
11 Home farms.....acres 1954...	1,041,707	840	37,306	17,448	58,323	142,931	237,208	289,323	258,328	
12 1950...	1,202,922	12,742	68,304	43,966	105,768	156,446	232,238	293,231	290,227	
13 Cropper farms.....acres 1954...	69,348	109	1,516	1,665	5,715	10,670	16,016	17,695	15,962	
14 1950...	109,012	2,256	2,463	3,560	7,590	19,551	27,357	26,262	19,973	
15 Cropland harvested.....total acres 1954...	161,919	...	1,774	2,175	7,044	19,121	34,110	53,381	44,314	
16 1949...	208,175	...	1,819	3,753	10,685	26,634	40,818	62,343	62,123	
17 Corn harvested for grain.....multiple units reporting 1954...	1,072	...	126	82	179	257	228	158	42	
18 1949...	1,441	...	127	148	262	353	280	210	61	
19 subunits reporting 1954...	3,262	...	181	139	347	625	748	744	478	
20 1949...	4,515	...	178	253	497	868	952	1,110	657	
21 acres 1954...	47,816	...	830	995	3,307	7,525	11,140	13,989	10,030	
22 1949...	63,004	...	928	1,813	4,546	14,236	14,816	17,464	12,201	
23 bushels 1954...	503,421	...	8,120	7,994	29,747	78,401	108,963	137,386	132,810	
24 1949...	1,110,234	...	14,834	28,629	73,572	199,004	268,011	306,440	219,744	
25 Cotton harvested.....multiple units reporting 1954...	1,075	...	121	83	172	256	233	165	45	
26 1949...	1,389	...	97	140	257	350	279	206	60	
27 subunits reporting 1954...	3,591	...	170	132	324	610	827	917	611	
28 1949...	4,424	...	125	226	475	831	952	1,161	654	
29 acres 1954...	42,913	...	674	804	2,554	6,112	9,922	12,089	10,758	
30 1949...	60,115	...	579	1,469	4,074	9,336	12,736	18,799	13,122	
31 bales 1954...	23,680	...	370	420	1,293	3,331	5,419	6,711	6,136	
32 1949...	29,852	...	232	716	1,886	4,423	6,341	9,682	6,572	
33 Tobacco harvested.....multiple units reporting 1954...	
34 1949...	
35 subunits reporting 1954...	
36 1949...	
37 acres 1954...	
38 1949...	
39 pounds 1954...	
40 1949...	
41 Peanuts harvested for picking or threshing.....multiple units reporting 1954...	154	...	13	17	37	37	27	16	7	
42 1949...	261	...	13	20	48	82	55	34	9	
43 subunits reporting 1954...	264	...	14	22	58	72	49	35	14	
44 1949...	438	...	15	22	58	119	123	73	28	
45 acres 1954...	968	...	15	45	143	221	220	291	33	
46 1949...	1,701	...	14	66	199	485	506	350	81	
47 pounds 1954...	300,354	...	2,305	11,286	45,337	68,601	87,287	81,703	3,835	
48 1949...	819,539	...	3,782	15,803	113,059	223,289	268,991	147,660	46,955	
49 Horses and/or mules....multiple units reporting 1954...	1,016	1	124	78	153	233	222	162	43	
50 1950...	1,276	5	110	122	224	320	252	187	56	
51 number 1954...	5,402	1	269	208	474	936	1,205	1,320	989	
52 1950...	7,191	18	248	316	717	1,314	1,685	1,768	1,125	
53 Landlord-tenant operations containing multiple units: All subunits including home farm.....number 1954...	7,729	23	605	247	644	1,352	1,638	2,038	1,182	
54 1950...	11,160	228	751	521	1,245	1,795	2,429	2,540	1,651	
55 Land in all subunits including home farm.....acres 1954...	1,252,229	1,664	47,086	20,585	75,912	175,849	282,965	349,911	298,257	
56 1950...	1,563,253	32,753	90,226	56,885	151,916	203,518	311,017	378,494	338,444	
57 Owned by operator of multiple unit..acres 1954...	966,035	1,664	42,476	14,913	60,511	120,877	207,694	274,278	243,622	
58 1950...	1,235,616	31,452	78,619	49,330	133,730	156,979	231,351	278,110	276,045	
59 Rented by operator of multiple unit.....acres 1954...	286,194	...	4,610	5,672	15,401	54,972	75,271	75,633	54,635	
60 1950...	327,637	1,301	11,607	7,555	18,186	46,539	79,666	100,384	62,399	
61 Subunits not included in multiple units.....operators reporting 1954...	567	4	59	31	61	134	131	108	39	
62 1950...	837	14	87	65	125	158	181	148	59	
63 number 1954...	3,345	13	300	53	212	562	651	1,008	546	
64 1950...	5,417	186	429	185	601	698	1,269	1,186	863	
65 Share tenants.....number 1954...	915	3	80	22	46	184	159	222	199	
66 1950...	1,389	23	78	47	180	135	315	378	233	
67 Other tenants, not croppers nor share tenants.....number 1954...	2,430	10	220	31	166	378	492	786	347	
68 1950...	4,028	163	351	138	421	563	954	808	630	
69 Land in subunits not included in multiple units.....acres 1954...	141,174	715	8,264	1,472	11,874	22,248	29,741	42,893	23,967	
70 1950...	251,319	17,755	19,459	9,359	38,558	27,521	51,422	59,001	28,244	

Economic Area Table 4.—MULTIPLE-UNIT OPERATIONS, BY ACRES OF CROPLAND HARVESTED: CENSUSES OF 1954 AND 1950—Continued

Item (For definitions and explanations, see text)			Area 7a								
			Total	Acres of cropland harvested							
				None	Under 20 acres	20 to 29 acres	30 to 49 acres	50 to 99 acres	100 to 199 acres	200 to 499 acres	500 acres and over
1	Multiple-unit operations.....number	1954... 2,199	12	81	99	280	707	660	325	35	
2		1950... 3,067	24	71	128	426	1,114	915	344	45	
3	Subunits in multiple-unit operations.....total number	1954... 5,812	24	162	205	587	1,562	1,748	1,270	254	
4		1950... 8,299	51	143	264	875	2,459	2,513	1,583	411	
5	Home farms.....number	1954... 2,160	12	80	97	278	696	644	319	34	
6		1950... 2,832	22	69	123	406	1,021	838	308	45	
7	Cropper farms.....number	1954... 3,652	12	82	108	309	866	1,104	951	220	
8		1950... 5,467	29	74	141	469	1,438	1,675	1,275	366	
9	Land in multiple-unit operations...total acres	1954... 935,255	2,331	11,110	19,902	45,225	187,706	289,174	279,681	100,126	
10		1950... 1,112,509	6,054	17,435	20,830	74,399	251,292	364,379	282,393	95,727	
11	Home farms.....acres	1954... 743,567	1,350	9,359	16,523	34,009	143,615	228,964	225,237	84,510	
12		1950... 823,619	4,355	16,067	16,993	55,743	181,939	272,271	202,326	73,925	
13	Cropper farms.....acres	1954... 191,688	981	1,751	3,379	11,216	44,091	60,210	54,444	15,616	
14		1950... 288,890	1,699	1,368	3,837	18,656	69,353	92,108	80,067	21,802	
15	Cropland harvested.....total acres	1954... 274,544	...	958	2,446	11,061	50,431	91,352	93,285	25,011	
16		1949... 356,114	...	818	3,191	16,856	79,900	125,725	98,716	30,908	
17	Corn harvested for grain.....multiple units reporting	1954... 2,109	...	63	88	266	697	637	323	35	
18		1949... 2,950	...	56	119	408	1,090	894	339	44	
19	subunits reporting	1954... 4,344	...	73	106	381	1,157	1,357	1,044	226	
20		1949... 6,624	...	65	149	600	2,022	2,108	1,330	350	
21	acres	1954... 107,278	...	442	1,189	5,335	22,549	34,887	33,969	8,907	
22		1949... 127,320	...	442	1,459	7,529	31,735	44,981	31,766	9,408	
23	bushels	1954... 1,416,772	...	5,170	14,600	67,885	283,258	453,203	476,814	115,842	
24		1949... 1,819,356	...	6,712	19,810	98,749	445,880	618,320	486,219	143,666	
25	Cotton harvested.....multiple units reporting	1954... 2,067	...	54	88	254	680	636	321	34	
26		1949... 2,601	...	26	85	333	967	822	324	44	
27	subunits reporting	1954... 4,135	...	60	103	321	1,035	1,313	1,071	232	
28		1949... 5,424	...	28	98	420	1,548	1,753	1,216	361	
29	acres	1954... 53,703	...	289	602	2,436	10,128	17,092	18,054	5,102	
30		1949... 66,897	...	122	377	3,007	14,827	21,651	19,382	7,331	
31	bales	1954... 35,759	...	180	389	1,586	6,706	11,263	12,231	3,404	
32		1949... 26,131	...	59	444	1,131	5,304	8,158	7,995	3,040	
33	Tobacco harvested.....multiple units reporting	1954... 21	...	1	1	5	8	5	...	1	
34		1949... 11	1	2	1	
35	subunits reporting	1954... 31	...	1	1	7	12	9	...	1	
36		1949... 14	1	9	2	
37	acres	1954... 111	...	1	5	19	30	42	...	14	
38		1949... 63	2	25	8	
39	pounds	1954... 117,550	...	600	4,000	18,400	32,450	42,100	...	20,000	
40		1949... 49,444	3,200	22,440	8,200	15,604	...	
41	Peanuts harvested for picking or threshing.....multiple units reporting	1954... 1,891	...	30	60	225	628	608	308	32	
42		1949... 2,688	...	18	76	329	1,024	877	325	39	
43	subunits reporting	1954... 3,711	...	30	67	259	910	1,224	1,013	208	
44		1949... 5,857	...	20	85	410	1,720	1,956	1,335	331	
45	acres	1954... 52,394	...	142	363	1,937	9,029	17,690	18,977	4,256	
46		1949... 99,442	...	105	604	3,687	21,322	36,324	29,836	7,564	
47	pounds	1954... 28,180,562	...	68,748	165,509	1,083,527	4,596,581	9,625,934	10,650,709	1,989,554	
48		1949... 32,502,164	...	107,583	516,678	3,048,659	16,831,051	30,483,985	24,978,281	6,535,927	
49	Horses and/or mules.....multiple units reporting	1954... 1,782	1	56	78	220	572	541	282	32	
50		1950... 2,709	14	49	107	369	995	823	307	45	
51	number	1954... 6,454	4	87	148	499	1,553	1,904	1,788	471	
52		1950... 10,931	23	81	214	878	3,006	3,488	2,463	778	
53	Landlord-tenant operations containing multiple units:										
54	All subunits including home farm.....number	1954... 7,416	31	216	272	745	1,933	2,112	1,613	494	
55		1950... 11,032	72	234	357	1,185	3,086	3,382	2,149	567	
56	Land in all subunits including home farm.....acres	1954... 1,034,126	2,896	14,335	22,665	56,449	209,497	310,847	307,356	110,081	
57		1950... 1,306,032	9,051	20,718	25,029	97,676	287,926	437,767	321,812	106,053	
58	Owned by operator of multiple unit.....acres	1954... 844,394	2,789	12,299	20,670	49,636	174,407	241,136	244,235	99,222	
59		1950... 1,102,005	8,840	19,661	23,457	87,134	238,482	356,783	274,273	93,375	
60	Rented by operator of multiple unit.....acres	1954... 189,732	107	2,036	1,995	6,813	35,090	69,711	63,121	10,859	
61		1950... 204,027	211	1,057	1,572	10,542	49,444	80,984	47,539	12,678	
62	Subunits not included in multiple units.....operators reporting	1954... 711	5	36	36	84	206	196	125	23	
63		1950... 1,148	7	31	59	158	330	343	182	38	
64	number	1954... 1,604	7	54	67	158	371	364	343	240	
65		1950... 2,733	21	91	93	310	627	869	566	156	
66	Share tenants.....number	1954... 894	3	31	19	89	224	213	192	123	
67		1950... 1,412	5	14	35	140	320	459	351	88	
68	Other tenants, not croppers nor share tenants.....number	1954... 710	4	23	48	69	147	151	151	117	
69		1950... 1,321	16	77	58	170	307	410	215	68	
70	Land in subunits not included in multiple units.....acres	1954... 98,871	565	3,225	2,763	11,224	21,791	21,673	27,675	9,955	
		1950... 193,523	2,997	3,283	4,199	23,277	36,634	73,388	39,419	10,326	

MULTIPLE-UNIT OPERATIONS

Economic Area Table 4.—MULTIPLE-UNIT OPERATIONS, BY ACRES OF CROPLAND HARVESTED: CENSUSES OF 1954 AND 1950—Continued

Item (For definitions and explanations, see text)	Area 7b								
	Total	Acres of cropland harvested							
		None	Under 20 acres	20 to 29 acres	30 to 49 acres	50 to 99 acres	100 to 199 acres	200 to 499 acres	500 acres and over
1 Multiple-unit operations.....number 1954...	174	...	41	24	40	36	21	12	...
2 1950...	221	7	39	35	63	47	23	7	...
3 Subunits in multiple-unit operations.....total number 1954...	424	...	83	49	94	91	62	45	...
4 1950...	531	15	79	75	138	118	80	26	...
5 Home farms.....number 1954...	172	...	40	23	40	36	21	12	...
6 1950...	215	7	38	34	62	44	23	7	...
7 Cropper farms.....number 1954...	252	...	43	26	54	55	41	33	...
8 1950...	316	8	41	41	76	74	57	19	...
9 Land in multiple-unit operations....total acres 1954...	120,860	...	9,059	8,100	22,822	15,790	45,568	19,521	...
10 1950...	125,935	2,727	30,271	9,923	18,935	26,679	24,554	12,846	...
11 Home farms.....acres 1954...	116,017	...	8,368	7,764	21,970	14,629	44,390	18,896	...
12 1950...	118,933	2,365	29,610	9,183	17,296	24,724	23,528	12,227	...
13 Cropper farms.....acres 1954...	4,843	...	691	336	852	1,161	1,178	625	...
14 1950...	7,002	362	661	740	1,639	1,955	1,026	619	...
15 Cropland harvested.....total acres 1954...	10,800	...	474	574	1,594	2,389	2,922	2,847	...
16 1949...	12,140	...	506	875	2,425	3,270	3,051	2,013	...
17 Corn harvested for grain.....multiple units reporting 1954...	168	...	36	23	40	36	21	12	...
18 1949...	208	...	38	34	59	47	23	7	...
19 subunits reporting 1954...	334	...	54	41	73	73	56	37	...
20 1949...	417	...	56	60	105	107	65	24	...
21 acres 1954...	6,015	...	289	375	1,027	1,415	1,555	1,354	...
22 1949...	7,213	...	362	539	1,413	1,962	1,566	1,371	...
23 bushels 1954...	96,899	...	4,599	6,091	14,496	21,630	26,058	24,025	...
24 1949...	120,043	...	5,105	8,380	23,219	31,706	31,372	20,261	...
25 Cotton harvested.....multiple units reporting 1954...	149	...	27	22	32	35	21	12	...
26 1949...	171	...	21	27	53	41	23	6	...
27 subunits reporting 1954...	279	...	32	33	56	66	54	38	...
28 1949...	299	...	25	40	84	74	59	17	...
29 acres 1954...	2,142	...	110	138	290	546	520	538	...
30 1949...	2,497	...	69	161	528	697	730	312	...
31 bales 1954...	1,356	...	58	79	169	299	371	380	...
32 1949...	1,278	...	34	78	249	335	403	179	...
33 Tobacco harvested.....multiple units reporting 1954...
34 1949...
35 subunits reporting 1954...
36 1949...
37 acres 1954...
38 1949...
39 pounds 1954...
40 1949...
41 Peanuts harvested for picking or threshing.....multiple units reporting 1954...	12	...	4	...	4	2	2
42 1949...	24	...	3	6	7	7	...	1	...
43 subunits reporting 1954...	13	...	4	...	5	2	2
44 1949...	26	...	3	7	7	8	...	1	...
45 acres 1954...	19	...	6	...	6	5	2
46 1949...	32	...	4	3	14	9	...	2	...
47 pounds 1954...	5,101	...	3,455	...	696	600	350
48 1949...	12,900	...	1,660	1,390	7,100	2,150	...	600	...
49 Horses and/or mules....multiple units reporting 1954...	142	...	32	20	34	27	18	11	...
50 1950...	189	4	33	34	52	44	16	6	...
51 number 1954...	339	...	47	40	83	62	71	36	...
52 1950...	597	11	129	68	127	145	71	46	...
53 Landlord-tenant operations containing multiple units:									
54 All subunits including home farm.....number 1954...	645	...	132	74	161	114	86	78	...
55 1950...	875	22	164	121	203	171	142	52	...
56 Land in all subunits including home farm.....acres 1954...	126,270	...	11,015	8,313	23,792	17,085	45,943	20,122	...
57 1950...	147,671	2,991	42,904	10,913	22,481	27,731	25,999	14,652	...
58 Owned by operator of multiple unit..acres 1954...	111,607	...	7,601	7,407	22,725	14,794	44,889	14,191	...
59 1950...	124,499	2,991	42,485	9,011	21,160	19,581	17,832	11,439	...
60 Rented by operator of multiple unit.....acres 1954...	14,663	...	3,414	906	1,067	2,291	1,054	5,931	...
61 1950...	23,172	...	419	1,902	1,321	8,150	8,167	3,213	...
62 Subunits not included in multiple units.....operators reporting 1954...	76	...	11	10	24	13	13	5	...
63 1950...	102	3	15	16	28	24	12	4	...
64 number 1954...	221	...	49	25	67	23	24	33	...
65 1950...	344	7	85	46	65	53	62	26	...
66 Share tenants.....number 1954...	84	...	9	15	32	8	11	9	...
67 1950...	115	...	18	12	29	20	31	5	...
68 Other tenants, not croppers nor share tenants.....number 1954...	137	...	40	10	35	15	13	24	...
69 1950...	229	7	67	34	36	33	31	21	...
70 Land in subunits not included in multiple units.....acres 1954...	5,410	...	1,956	213	970	1,295	375	601	...
1950...	21,736	264	12,635	990	3,546	1,052	1,445	1,806	...

Economic Area Table 4.—MULTIPLE-UNIT OPERATIONS, BY ACRES OF CROPLAND HARVESTED: CENSUSES OF 1954 AND 1950—Continued

Item (For definitions and explanations, see text)	Areas 8 and D								
	Total	Acres of cropland harvested							
		None	Under 20 acres	20 to 29 acres	30 to 49 acres	50 to 99 acres	100 to 199 acres	200 to 499 acres	500 acres and over
1 Multiple-unit operations.....number 1954...	48	...	9	...	8	11	9	8	3
2 1950...	118	4	15	11	20	31	22	13	2
3 Subunits in multiple-unit operations.....total number 1954...	117	...	18	...	16	28	24	20	11
4 1950...	293	9	30	22	41	69	60	47	15
5 Home farms.....number 1954...	47	...	9	...	8	11	8	8	3
6 1950...	114	3	15	11	19	31	20	13	2
7 Cropper farms.....number 1954...	70	...	9	...	8	17	16	12	8
8 1950...	179	6	15	11	22	38	40	34	13
9 Land in multiple-unit operations....total acres 1954...	28,196	...	797	...	1,182	8,339	3,951	6,733	7,194
10 1950...	43,271	249	5,498	444	2,385	9,258	13,976	8,319	3,142
11 Home farms.....acres 1954...	24,736	...	656	...	869	7,931	3,236	5,424	6,620
12 1950...	35,475	117	5,116	287	1,558	7,568	11,984	6,027	2,818
13 Cropper farms.....acres 1954...	3,460	...	141	...	313	408	715	1,309	574
14 1950...	7,796	132	382	157	827	1,690	1,992	2,292	324
15 Cropland harvested.....total acres 1954...	8,169	...	101	...	309	843	1,227	2,758	2,931
16 1949...	12,276	...	188	253	726	2,104	2,955	4,524	1,526
17 Corn harvested for grain.....multiple units reporting 1954...	46	...	7	...	8	11	9	8	3
18 1949...	103	...	13	8	19	31	19	11	2
19 subunits reporting 1954...	82	...	8	...	10	22	16	16	10
20 1949...	193	...	14	13	27	49	41	36	13
21 acres 1954...	3,094	...	77	...	210	501	561	1,280	465
22 1949...	4,727	...	109	95	384	1,096	1,308	1,294	441
23 bushels 1954...	71,426	...	1,945	...	5,275	12,622	15,574	22,060	13,950
24 1949...	103,245	...	1,770	1,660	6,984	20,621	26,430	32,680	13,100
25 Cotton harvested.....multiple units reporting 1954...	32	...	2	...	6	8	7	6	3
26 1949...	84	...	5	7	17	23	18	12	2
27 subunits reporting 1954...	61	...	2	...	9	15	13	13	9
28 1949...	155	...	6	11	23	38	37	37	3
29 acres 1954...	1,067	...	6	...	57	129	141	498	236
30 1949...	2,282	...	39	51	154	377	766	829	66
31 bales 1954...	965	...	4	...	56	109	149	445	202
32 1949...	1,409	...	21	17	63	214	436	620	38
33 Tobacco harvested.....multiple units reporting 1954...
34 1949...
35 subunits reporting 1954...
36 1949...
37 acres 1954...
38 1949...
39 pounds 1954...
40 1949...
41 Peanuts harvested for picking or threshing.....multiple units reporting 1954...	7	2	1	4	...
42 1949...	28	...	3	4	6	6	5	4	...
43 subunits reporting 1954...	11	3	1	7	...
44 1949...	43	...	4	4	6	7	9	13	...
45 acres 1954...	233	20	8	205	...
46 1949...	446	...	12	16	27	34	84	273	...
47 pounds 1954...	103,800	2,800	6,000	95,000	...
48 1949...	312,470	...	15,740	8,500	21,630	15,900	54,600	196,100	...
49 Horses and/or mules....multiple units reporting 1954...	27	...	3	...	6	7	4	4	3
50 1950...	77	...	11	7	15	24	11	9	...
51 number 1954...	64	...	3	...	10	14	8	15	14
52 1950...	201	...	15	11	28	66	44	37	...
53 Landlord-tenant operations containing multiple units:									
54 All subunits including home farm.....number 1954...	141	...	18	...	20	40	28	21	14
55 1950...	362	9	41	27	46	87	74	54	24
56 Land in all subunits including home farm.....acres 1954...	28,873	...	797	...	1,459	8,543	4,001	6,793	7,280
57 1950...	45,282	249	6,132	483	2,583	9,349	14,397	8,729	3,360
58 Owned by operator of multiple unit.....acres 1954...	27,493	...	797	...	1,394	8,238	3,836	5,948	7,280
59 1950...	40,806	249	6,097	483	2,518	7,002	13,755	7,342	3,360
60 Rented by operator of multiple unit.....acres 1954...	1,380	65	305	165	845	...
61 1950...	4,476	...	35	...	65	2,347	642	1,387	...
62 Subunits not included in multiple units.....operators reporting 1954...	11	2	5	2	1	1
63 1950...	32	...	3	5	5	7	7	4	1
64 number 1954...	24	4	12	4	1	3
65 1950...	69	...	11	5	5	18	14	7	9
66 Share tenants.....number 1954...	8	3	4	1	...
67 1950...	26	...	1	1	...	2	6	7	9
68 Other tenants, not croppers nor share tenants.....number 1954...	16	4	9	3
69 1950...	43	...	10	4	5	16	8
70 Land in subunits not included in multiple units.....acres 1954...	677	277	204	50	60	86
1950...	2,011	...	634	39	198	91	421	410	218

MULTIPLE-UNIT OPERATIONS

Economic Area Table 5.—MULTIPLE-UNIT OPERATIONS, BY NUMBER OF SUBUNITS: CENSUSES OF 1954 AND 1950

Item (For definitions and explanations, see text)	The State						
	Total	Number of subunits					
		2	3	4	5 to 9	10 to 19	20 and over
1 Multiple-unit operations.....number 1954...	9,720	6,498	1,711	673	700	112	26
2 1950....	12,660	8,530	2,165	847	922	167	29
3 Subunits in multiple-unit operations.....total number 1954...	27,269	12,996	5,133	2,692	4,270	1,419	759
4 1950....	35,487	17,060	6,495	3,388	5,593	2,094	857
5 Home farms.....number 1954....	9,510	6,361	1,673	655	684	111	26
6 1950....	11,944	8,078	2,031	788	866	154	27
7 Cropper farms.....number 1954....	17,759	6,635	3,460	2,037	3,586	1,308	733
8 1950....	23,543	8,982	4,464	2,600	4,727	1,940	830
9 Land in multiple-unit operations.....total acres 1954....	4,317,469	1,784,002	832,015	526,414	792,381	231,851	150,806
10 1950....	4,803,052	1,933,548	859,542	558,799	981,970	337,299	131,894
11 Home farms.....acres 1954....	3,715,869	1,541,991	709,622	456,679	683,882	193,165	130,530
12 1950....	3,935,038	1,595,680	691,598	460,442	805,762	270,579	110,977
13 Cropper farms.....acres 1954....	601,600	242,011	122,393	69,735	108,499	38,686	20,276
14 1950....	868,014	337,868	167,944	98,357	176,208	66,720	20,917
15 Cropland harvested.....total acres 1954....	1,073,611	454,477	215,227	119,524	191,250	63,558	29,575
16 1949....	1,285,188	540,832	245,066	141,490	234,688	89,386	33,726
17 Corn harvested for grain.....multiple units reporting 1954....	9,331	6,179	1,667	661	687	111	26
18 1949....	12,004	8,000	2,093	828	890	164	29
19 subunits reporting 1954....	20,592	9,781	3,963	2,073	3,238	937	600
20 1949....	27,465	13,172	5,076	2,677	4,331	1,525	684
21 acres 1954....	419,412	195,981	84,438	43,626	66,819	19,354	9,194
22 1949....	453,976	204,806	88,484	48,459	75,410	26,685	10,132
23 bushels 1954....	5,221,828	2,445,039	1,089,840	512,743	824,643	224,789	124,774
24 1949....	8,123,895	3,657,337	1,556,480	892,841	1,356,133	489,973	171,131
25 Cotton harvested.....multiple units reporting 1954....	9,037	5,870	1,669	664	697	111	26
26 1949....	11,551	7,578	2,064	819	895	166	29
27 subunits reporting 1954....	20,764	8,783	3,946	2,213	3,755	1,323	744
28 1949....	26,931	12,078	4,911	2,706	4,607	1,835	794
29 acres 1954....	302,341	115,322	59,015	33,737	59,732	24,432	10,103
30 1949....	440,728	173,768	82,702	49,899	83,755	36,896	13,708
31 bales 1954....	185,316	71,223	36,579	20,616	36,400	14,499	5,999
32 1949....	217,489	80,131	41,604	24,199	42,318	20,668	8,569
33 Tobacco harvested.....multiple units reporting 1954....	22	16	3	2	1
34 1949....	17	9	6	2
35 subunits reporting 1954....	32	19	7	5	1
36 1949....	20	10	8	2
37 acres 1954....	112	59	17	22	14
38 1949....	80	26	47	7
39 pounds 1954....	118,050	63,850	18,600	15,600	20,000
40 1949....	71,987	24,867	36,844	10,276
41 Peanuts harvested for picking or threshing.....multiple units reporting 1954....	2,189	1,406	427	186	153	14	3
42 1949....	3,247	2,091	619	229	274	27	7
43 subunits reporting 1954....	4,178	1,922	891	547	668	104	46
44 1949....	6,697	3,109	1,338	672	1,233	250	95
45 acres 1954....	54,037	23,758	11,847	7,918	8,832	1,238	444
46 1949....	102,503	44,324	21,898	11,061	20,205	3,717	1,298
47 pounds 1954....	28,795,663	13,056,036	6,171,443	3,965,233	4,785,239	585,497	232,215
48 1949....	84,096,737	36,523,869	17,824,499	9,091,846	16,690,303	2,953,432	1,012,788
49 Horses and/or mules.....multiple units reporting 1954....	7,327	4,648	1,380	565	608	101	25
50 1950....	10,688	7,057	1,872	753	833	146	27
51 number 1954....	24,755	11,203	4,760	2,742	4,217	1,101	732
52 1950....	41,550	19,623	7,581	4,278	6,920	2,203	945
53 Landlord-tenant operations containing multiple units: All subunits including home farm.....number 1954....	36,733	16,809	7,023	3,916	6,138	1,774	1,073
54 1950....	50,058	23,315	9,091	5,122	8,425	2,927	1,178
55 Land in all subunits including home farm.....acres 1954....	4,817,123	1,965,062	955,490	589,232	889,697	254,423	163,219
56 1950....	5,599,331	2,250,184	1,000,411	650,321	1,158,202	389,960	150,253
57 Owned by operator of multiple unit..acres 1954....	3,810,079	1,571,663	744,731	469,012	694,875	193,190	136,608
58 1950....	4,548,286	1,835,022	802,372	528,258	934,752	317,198	130,684
59 Rented by operator of multiple unit.....acres 1954....	1,007,044	393,399	210,759	120,220	194,822	61,233	26,611
60 1950....	1,051,045	415,162	198,039	122,063	223,450	72,762	19,569
61 Subunits not included in multiple units.....operators reporting 1954....	3,166	1,829	617	279	354	66	21
62 1950....	4,603	2,699	863	408	497	113	23
63 number 1954....	9,464	3,813	1,890	1,224	1,868	355	314
64 1950....	14,571	6,255	2,596	1,734	2,832	833	321
65 Share tenants.....number 1954....	4,385	1,886	953	544	704	179	119
66 1950....	6,290	2,782	1,137	662	1,160	389	160
67 Other tenants, not croppers nor share tenants.....number 1954....	5,079	1,927	937	680	1,164	176	195
68 1950....	8,281	3,473	1,459	1,072	1,672	444	161
69 Land in subunits not included in multiple units.....acres 1954....	499,654	181,060	123,475	62,818	97,316	22,572	12,413
70 1950....	796,279	316,636	140,869	91,522	176,232	52,661	18,359

Economic Area Table 5.—MULTIPLE-UNIT OPERATIONS, BY NUMBER OF SUBUNITS: CENSUSES OF 1954 AND 1950—Continued

Item (For definitions and explanations, see text)	Area 1						
	Total	Number of subunits					
		2	3	4	5 to 9	10 to 19	20 and over
1 Multiple-unit operations.....number 1954...	2,005	1,219	400	150	186	44	6
2 1950...	2,066	1,266	404	154	191	42	9
3 Subunits in multiple-unit operations.....total number 1954...	6,068	2,438	1,200	600	1,128	558	144
4 1950...	6,258	2,532	1,212	616	1,146	547	205
5 Home farms.....number 1954...	1,955	1,187	389	145	184	44	6
6 1950...	1,957	1,201	379	146	182	40	9
7 Cropper farms.....number 1954...	4,113	1,251	811	455	944	514	138
8 1950...	4,301	1,331	833	470	964	507	196
9 Land in multiple-unit operations.....total acres 1954...	648,797	242,323	148,205	65,991	119,068	58,494	14,716
10 1950...	581,667	209,566	112,084	64,206	117,672	58,391	19,748
11 Home farms.....acres 1954...	535,137	204,448	125,751	53,601	94,879	44,578	11,900
12 1950...	454,763	165,290	87,297	50,699	90,377	45,985	15,115
13 Cropper farms.....acres 1954...	113,640	37,875	22,454	12,390	24,189	13,916	2,816
14 1950...	126,904	44,276	24,787	13,507	27,295	12,406	4,633
15 Cropland harvested.....total acres 1954...	282,711	102,482	60,966	30,155	55,926	28,058	5,124
16 1949...	273,589	96,287	56,026	29,712	52,245	28,821	10,498
17 Corn harvested for grain.....multiple units reporting 1954...	1,888	1,129	384	142	184	43	6
18 1949...	1,903	1,146	382	147	179	40	9
19 subunits reporting 1954...	4,189	1,765	853	413	761	292	105
20 1949...	4,241	1,838	853	418	730	281	121
21 acres 1954...	96,222	38,571	20,724	10,400	17,560	7,414	1,553
22 1949...	74,657	29,584	15,483	7,682	13,470	5,780	2,658
23 bushels 1954...	1,060,858	403,978	246,308	104,240	203,840	81,996	20,496
24 1949...	1,504,580	557,976	320,988	167,964	264,231	132,910	60,511
25 Cotton harvested.....multiple units reporting 1954...	1,933	1,151	397	150	186	43	6
26 1949...	2,017	1,225	398	154	189	42	9
27 subunits reporting 1954...	5,158	1,908	1,007	542	1,046	512	143
28 1949...	5,543	2,153	1,064	551	1,046	527	202
29 acres 1954...	108,872	38,456	21,973	11,189	22,222	12,771	2,261
30 1949...	147,888	49,999	29,338	16,789	29,073	16,304	6,385
31 bales 1954...	62,208	21,217	12,586	6,420	12,976	7,576	1,433
32 1949...	83,370	25,841	17,070	9,393	17,116	9,674	4,276
33 Tobacco harvested.....multiple units reporting 1954...	1	1
34 1949...	6	4
35 subunits reporting 1954...	1	1
36 1949...	6	4
37 acres 1954...	1	1
38 1949...	17	8
39 pounds 1954...	500	500
40 1949...	22,543	9,067	6,200	7,276
41 Peanuts harvested for picking or threshing.....multiple units reporting 1954...	7	5	1	...	1
42 1949...	3	3
43 subunits reporting 1954...	13	8
44 1949...	3	3
45 acres 1954...	11	5
46 1949...	3	3
47 pounds 1954...	6,219	1,806	3,913	...	500
48 1949...	1,300	1,300
49 Horses and/or mules.....multiple units reporting 1954...	1,256	697	270	104	143	36	6
50 1950...	1,548	898	311	126	168	36	9
51 number 1954...	3,372	1,530	710	315	548	219	50
52 1950...	5,920	2,520	1,110	602	1,036	400	252
53 Landlord-tenant operations containing multiple units: All subunits including home farm.....number 1954...	7,457	3,031	1,598	678	1,286	658	206
54 1950...	7,847	3,233	1,519	786	1,402	638	269
55 Land in all subunits including home farm.....acres 1954...	743,755	273,107	181,727	73,241	129,899	65,845	19,936
56 1950...	679,585	244,603	133,841	76,797	136,016	64,886	23,442
57 Owned by operator of multiple unit.....acres 1954...	449,978	179,178	104,848	45,113	75,135	30,646	15,058
58 1950...	440,895	165,915	86,900	46,766	82,132	42,935	16,247
59 Rented by operator of multiple unit.....acres 1954...	293,777	93,929	76,879	28,128	54,764	35,199	4,878
60 1950...	238,690	78,688	46,941	30,031	53,884	21,951	7,195
61 Subunits not included in multiple units.....operators reporting 1954...	585	326	123	41	70	21	4
62 1950...	672	368	134	56	84	22	8
63 number 1954...	1,389	593	398	78	158	100	62
64 1950...	1,589	701	307	170	256	91	64
65 Share tenants.....number 1954...	979	413	279	59	109	83	36
66 1950...	954	437	192	89	128	61	47
67 Other tenants, not croppers nor share tenants.....number 1954...	410	180	119	19	49	17	26
68 1950...	635	264	115	81	128	30	17
69 Land in subunits not included in multiple units.....acres 1954...	94,958	30,784	33,522	7,250	10,831	7,351	5,220
70 1950...	97,918	35,037	21,757	12,591	18,344	6,495	3,694

MULTIPLE-UNIT OPERATIONS

Economic Area Table 5.—MULTIPLE-UNIT OPERATIONS, BY NUMBER OF SUBUNITS: CENSUSES OF 1954 AND 1950—Continued

Item (For definitions and explanations, see text)	Area 2						
	Total	Number of subunits					
		2	3	4	5 to 9	10 to 19	20 and over
1 Multiple-unit operations.....number 1954...	1,386	1,073	205	56	51	1	...
2 1950...	1,741	1,359	234	83	62	3	...
3 Subunits in multiple-unit operations.....total number 1954...	3,300	2,146	615	224	305	10	...
4 1950...	4,134	2,718	702	332	349	33	...
5 Home farms.....number 1954...	1,337	1,040	198	52	46	1	...
6 1950...	1,653	1,302	217	73	59	2	...
7 Cropper farms.....number 1954...	1,963	1,106	417	172	259	9	...
8 1950...	2,481	1,416	485	259	290	31	...
9 Land in multiple-unit operations....total acres 1954...	277,800	169,824	57,492	19,339	29,755	1,390	...
10 1950...	299,282	170,372	53,365	40,347	34,164	1,034	...
11 Home farms.....acres 1954...	213,366	133,132	43,851	13,191	22,071	1,121	...
12 1950...	221,204	128,924	37,994	29,845	23,657	784	...
13 Cropper farms.....acres 1954...	64,434	36,692	13,641	6,148	7,684	269	...
14 1950...	78,078	41,448	15,371	10,502	10,507	250	...
15 Cropland harvested.....total acres 1954...	98,308	59,152	19,624	8,083	10,940	509	...
16 1949...	107,933	66,503	19,213	10,820	11,093	304	...
17 Corn harvested for grain.....multiple units reporting 1954...	1,350	1,038	204	56	51	1	...
18 1949...	1,661	1,286	229	81	62	3	...
19 subunits reporting 1954...	2,612	1,687	494	179	242	10	...
20 1949...	3,243	2,147	559	250	277	10	...
21 acres 1954...	54,659	34,423	10,862	3,882	5,266	226	...
22 1949...	43,135	27,006	7,928	4,082	4,008	111	...
23 bushels 1954...	775,567	489,654	155,945	54,211	72,987	2,770	...
24 1949...	1,024,267	664,617	177,842	93,531	85,517	2,760	...
25 Cotton harvested.....multiple units reporting 1954...	1,287	981	198	56	51	1	...
26 1949...	1,690	1,311	232	82	62	3	...
27 subunits reporting 1954...	2,401	1,488	462	179	264	8	...
28 1949...	3,366	2,197	580	278	299	12	...
29 acres 1954...	24,629	14,071	4,925	2,429	3,128	76	...
30 1949...	44,136	26,918	7,807	4,341	4,956	114	...
31 bales 1954...	18,322	10,457	3,687	1,832	2,295	51	...
32 1949...	21,603	12,903	4,015	2,217	2,400	68	...
33 Tobacco harvested.....multiple units reporting 1954...
34 1949...
35 subunits reporting 1954...
36 1949...
37 acres 1954...
38 1949...
39 pounds 1954...
40 1949...
41 Peanuts harvested for picking or threshing.....multiple units reporting 1954...	9	8	1	...
42 1949...	28	23	3	2
43 subunits reporting 1954...	12	11	1	...
44 1949...	34	28	4	2
45 acres 1954...	14	12	2	...
46 1949...	117	98	15	4
47 pounds 1954...	5,934	5,034	900	...
48 1949...	48,258	39,855	6,900	1,503
49 Horses and/or mules....multiple units reporting 1954...	950	703	161	42	43	1	...
50 1950...	1,478	1,147	202	71	56	2	...
51 number 1954...	2,533	1,560	534	157	277	5	...
52 1950...	4,595	3,062	768	347	409	9	...
53 Landlord-tenant operations containing multiple units: All subunits including home farm.....number 1954...	4,175	2,679	775	265	446	10	...
54 1950...	5,304	3,433	917	434	480	40	...
55 Land in all subunits including home farm.....acres 1954...	318,656	188,286	67,047	21,466	40,467	1,390	...
56 1950...	360,538	203,356	63,728	47,624	44,493	1,337	...
57 Owned by operator of multiple unit.....acres 1954...	273,511	161,014	58,984	18,055	34,668	790	...
58 1950...	305,599	170,525	55,167	39,523	39,047	1,337	...
59 Rented by operator of multiple unit.....acres 1954...	45,145	27,272	8,063	3,411	5,799	600	...
60 1950...	54,939	32,831	8,561	8,101	5,446
61 Subunits not included in multiple units.....operators reporting 1954...	430	309	74	20	27
62 1950...	559	394	94	41	29	1	...
63 number 1954...	875	533	160	41	141
64 1950...	1,170	715	215	102	131	7	...
65 Share tenants.....number 1954...	642	381	139	32	90
66 1950...	809	488	151	65	100	5	...
67 Other tenants, not croppers nor share tenants.....number 1954...	233	152	21	9	51
68 1950...	361	227	64	37	31	2	...
69 Land in subunits not included in multiple units.....acres 1954...	40,856	18,462	9,555	2,127	10,712
70 1950...	61,256	32,984	10,363	7,277	10,329	303	...

Economic Area Table 5.—MULTIPLE-UNIT OPERATIONS, BY NUMBER OF SUBUNITS: CENSUSES OF 1954 AND 1950—Continued

Item (For definitions and explanations, see text)	Areas 3 and A						
	Total	Number of subunits					
		2	3	4	5 to 9	10 to 19	20 and over
1 Multiple-unit operations.....number 1954...	737	545	129	27	30	5	1
2 1950...	928	689	152	44	34	9	...
3 Subunits in multiple-unit operations.....total number 1954...	1,848	1,090	387	108	182	55	26
4 1950...	2,314	1,378	456	176	196	108	...
5 Home farms.....number 1954...	723	536	126	26	29	5	1
6 1950...	878	655	143	43	30	7	...
7 Cropper farms.....number 1954...	1,125	554	261	82	153	50	25
8 1950...	1,436	723	313	133	166	101	...
9 Land in multiple-unit operations...total acres 1954...	244,358	130,668	50,486	18,476	25,800	10,649	8,279
10 1950...	244,942	128,521	48,904	24,030	26,726	16,761	...
11 Home farms.....acres 1954...	202,289	110,544	40,636	15,940	19,323	8,879	6,967
12 1950...	186,033	102,236	36,269	17,767	18,043	11,718	...
13 Cropper farms.....acres 1954...	42,069	20,124	9,850	2,536	6,477	1,770	1,312
14 1950...	58,909	26,285	12,635	6,263	8,683	5,043	...
15 Cropland harvested.....total acres 1954...	64,599	32,641	14,956	4,347	8,478	2,004	2,173
16 1949...	77,122	40,200	15,523	8,029	7,361	6,009	...
17 Corn harvested for grain.....multiple units reporting 1954...	717	527	127	27	30	5	1
18 1949...	885	649	150	43	34	9	...
19 subunits reporting 1954...	1,448	840	308	88	154	40	18
20 1949...	1,818	1,052	366	146	153	101	...
21 acres 1954...	28,493	15,231	6,359	1,741	3,627	960	575
22 1949...	30,215	15,333	6,210	2,837	2,802	3,033	...
23 bushels 1954...	411,659	219,803	94,793	25,936	54,520	11,703	4,904
24 1949...	595,965	315,771	113,585	57,053	61,110	48,446	...
25 Cotton harvested.....multiple units reporting 1954...	639	457	121	26	29	5	1
26 1949...	856	622	148	43	34	9	...
27 subunits reporting 1954...	1,272	663	289	86	159	50	25
28 1949...	1,768	989	369	147	159	104	...
29 acres 1954...	17,900	8,132	4,630	1,218	2,708	771	441
30 1949...	31,510	15,593	6,361	3,806	3,295	2,455	...
31 bales 1954...	13,175	5,834	3,376	928	2,062	574	401
32 1949...	13,864	6,790	2,721	1,614	1,738	1,001	...
33 Tobacco harvested.....multiple units reporting 1954...
34 1949...
35 subunits reporting 1954...
36 1949...
37 acres 1954...
38 1949...
39 pounds 1954...
40 1949...
41 Peanuts harvested for picking or threshing.....multiple units reporting 1954...	28	20	5	...	3
42 1949...	25	17	7	...	1
43 subunits reporting 1954...	39	29	6	...	4
44 1949...	29	21	7	...	1
45 acres 1954...	36	26	5	...	5
46 1949...	38	30	7	...	1
47 pounds 1954...	14,364	10,940	1,840	...	1,584
48 1949...	19,433	15,812	3,321	...	300
49 Horses and/or mules....multiple units reporting 1954...	500	364	87	20	25	3	1
50 1950...	720	523	124	35	30	8	...
51 number 1954...	1,385	820	258	82	184	28	13
52 1950...	2,389	1,339	481	166	201	202	...
53 Landlord-tenant operations containing multiple units:							
54 All subunits including home farm.....number 1954...	2,262	1,327	475	127	223	72	38
1950...	2,922	1,750	552	216	251	153	...
55 Land in all subunits including home farm.....acres 1954...	266,163	140,320	57,165	19,394	27,465	12,636	9,183
56 1950...	275,752	143,974	56,012	25,764	29,713	20,289	...
57 Owned by operator of multiple unit...acres 1954...	226,283	120,004	45,779	16,795	21,886	12,636	9,183
58 1950...	227,055	115,888	45,221	21,018	25,064	19,864	...
59 Rented by operator of multiple unit.....acres 1954...	39,880	20,316	11,386	2,599	5,579
60 1950...	48,697	28,086	10,791	4,746	4,649	425	...
61 Subunits not included in multiple units.....operators reporting 1954...	218	141	51	9	12	4	1
62 1950...	293	201	53	17	17	5	...
63 number 1954...	414	237	88	19	41	17	12
64 1950...	608	372	96	40	55	45	...
65 Share tenants.....number 1954...	295	153	62	19	35	15	11
66 1950...	409	226	65	35	40	43	...
67 Other tenants, not croppers nor share tenants.....number 1954...	119	84	26	...	6	2	1
68 1950...	199	146	31	5	15	2	...
69 Land in subunits not included in multiple units.....acres 1954...	21,805	9,652	6,679	918	1,665	1,987	904
70 1950...	30,810	15,453	7,108	1,734	2,987	3,528	...

MULTIPLE-UNIT OPERATIONS

Economic Area Table 5.—MULTIPLE-UNIT OPERATIONS, BY NUMBER OF SUBUNITS: CENSUSES OF 1954 AND 1950—Continued

Item (For definitions and explanations, see text)	Areas 4 and B						
	Total	Number of subunits					
		2	3	4	5 to 9	10 to 19	20 and over
1 Multiple-unit operations.....number 1954...	718	483	130	53	48	4	...
2 1950...	1,023	714	185	57	55	12	...
3 Subunits in multiple-unit operations.....total number 1954...	1,897	966	390	212	278	51	...
4 1950...	2,674	1,428	555	228	321	142	...
5 Home farms.....number 1954...	703	474	125	53	47	4	...
6 1950...	973	678	174	56	53	12	...
7 Cropper farms.....number 1954...	1,194	492	265	159	231	47	...
8 1950...	1,701	750	381	172	268	130	...
9 Land in multiple-unit operations....total acres 1954...	349,385	154,661	60,353	38,701	86,680	8,990	...
10 1950...	410,433	191,877	79,954	48,820	58,251	31,531	...
11 Home farms.....acres 1954...	302,213	133,276	51,368	33,957	78,835	4,777	...
12 1950...	337,782	159,547	64,483	41,092	46,131	26,529	...
13 Cropper farms.....acres 1954...	47,172	21,385	8,985	4,744	7,845	4,213	...
14 1950...	72,651	32,330	15,471	7,728	12,120	5,002	...
15 Cropland harvested.....total acres 1954...	56,253	24,610	10,591	8,098	10,589	2,365	...
16 1949...	80,764	37,143	18,235	8,602	11,831	4,953	...
17 Corn harvested for grain.....multiple units reporting 1954...	707	472	130	53	48	4	...
18 1949...	983	677	184	56	54	12	...
19 subunits reporting 1954...	1,573	763	335	187	237	51	...
20 1949...	2,157	1,116	463	192	269	117	...
21 acres 1954...	24,974	12,283	4,864	2,856	4,113	858	...
22 1949...	34,109	16,696	7,397	3,585	4,660	1,771	...
23 bushels 1954...	330,089	159,010	63,121	36,816	59,387	11,755	...
24 1949...	517,166	259,793	111,469	46,840	72,639	26,425	...
25 Cotton harvested.....multiple units reporting 1954...	655	424	126	53	48	4	...
26 1949...	911	614	176	55	54	12	...
27 subunits reporting 1954...	1,342	600	280	176	237	49	...
28 1949...	1,874	920	405	181	252	116	...
29 acres 1954...	15,867	6,292	3,138	2,729	2,849	859	...
30 1949...	26,614	11,376	6,242	3,053	3,873	2,070	...
31 bales 1954...	9,630	3,741	1,870	1,818	1,670	531	...
32 1949...	11,691	4,659	2,929	1,278	1,863	962	...
33 Tobacco harvested.....multiple units reporting 1954...
34 1949...
35 subunits reporting 1954...
36 1949...
37 acres 1954...
38 1949...
39 pounds 1954...
40 1949...
41 Peanuts harvested for picking or threshing.....multiple units reporting 1954...	33	17	6	4	6
42 1949...	58	38	9	6	4	1	...
43 subunits reporting 1954...	56	25	13	4	14
44 1949...	96	52	14	15	14	1	...
45 acres 1954...	239	94	49	36	60
46 1949...	414	238	88	23	64	1	...
47 pounds 1954...	130,745	39,898	26,077	29,800	34,970
48 1949...	218,888	123,735	36,358	12,565	46,160	70	...
49 Horses and/or mules....multiple units reporting 1954...	649	432	118	51	44	4	...
50 1950...	946	647	175	57	55	12	...
51 number 1954...	2,215	1,008	462	303	369	73	...
52 1950...	3,639	1,766	821	383	463	206	...
53 Landlord-tenant operations containing multiple units: All subunits including home farm.....number 1954...	2,392	1,159	450	246	471	66	...
54 1950...	3,665	1,876	710	288	591	200	...
55 Land in all subunits including home farm.....acres 1954...	377,904	164,463	63,439	42,839	98,028	9,135	...
56 1950...	470,040	211,315	91,374	54,039	76,395	36,917	...
57 Owned by operator of multiple unit.....acres 1954...	341,810	152,420	54,762	34,229	91,264	9,135	...
58 1950...	422,655	187,495	81,340	49,846	68,584	35,390	...
59 Rented by operator of multiple unit.....acres 1954...	36,094	12,043	8,677	8,610	6,764
60 1950...	47,385	23,820	10,034	4,193	7,811	1,527	...
61 Subunits not included in multiple units.....operators reporting 1954...	202	119	33	22	26	2	...
62 1950...	332	208	59	30	27	8	...
63 number 1954...	495	193	60	34	193	15	...
64 1950...	991	448	155	60	270	58	...
65 Share tenants.....number 1954...	145	65	27	16	36	1	...
66 1950...	373	189	68	23	72	21	...
67 Other tenants, not croppers nor share tenants.....number 1954...	350	128	33	18	157	14	...
68 1950...	618	259	87	37	198	37	...
69 Land in subunits not included in multiple units.....acres 1954...	28,519	9,802	3,086	4,138	11,348	145	...
70 1950...	59,607	19,438	11,420	5,219	18,144	5,386	...

Economic Area Table 5.—MULTIPLE-UNIT OPERATIONS, BY NUMBER OF SUBUNITS: CENSUSES OF 1954 AND 1950—Continued

Item (For definitions and explanations, see text)		Area 5						
		Total	Number of subunits					
			2	3	4	5 to 9	10 to 19	20 and over
1	Multiple-unit operations.....number 1954...	1,301	941	204	71	71	10	4
2	1950...	1,953	1,395	291	125	115	24	3
3	Subunits in multiple-unit operations.....total number 1954...	3,419	1,882	612	284	422	121	98
4	1950...	5,241	2,790	873	500	698	309	71
5	Home farms.....number 1954...	1,279	924	203	70	68	10	4
6	1950...	1,877	1,347	282	112	109	24	3
7	Cropper farms.....number 1954...	2,140	958	409	214	354	111	94
8	1950...	3,364	1,443	591	388	589	285	68
9	Land in multiple-unit operations....total acres 1954...	601,763	269,554	142,581	50,415	100,746	23,059	15,408
10	1950...	673,079	276,786	133,602	74,068	120,832	54,757	11,034
11	Home farms.....acres 1954...	536,817	241,014	129,880	42,872	90,025	19,163	13,863
12	1950...	554,307	228,325	112,061	62,085	97,862	43,884	10,090
13	Cropper farms.....acres 1954...	64,946	28,540	12,701	7,543	10,721	3,896	1,545
14	1950...	118,772	48,461	21,541	13,983	22,970	10,873	944
15	Cropland harvested.....total acres 1954...	116,308	54,121	24,426	11,107	19,005	3,968	3,681
16	1949...	157,075	70,719	27,355	16,618	27,544	12,363	2,476
17	Corn harvested for grain.....multiple units reporting 1954...	1,274	919	200	71	70	10	4
18	1949...	1,870	1,326	285	121	111	24	3
19	subunits reporting 1954...	2,748	1,500	503	233	346	90	76
20	1949...	4,257	2,234	733	414	584	240	52
21	acres 1954...	50,861	25,787	10,303	4,798	7,614	1,291	1,068
22	1949...	69,596	32,571	12,141	7,387	11,937	4,706	854
23	bushels 1954...	555,137	265,591	110,647	58,155	81,712	19,057	19,975
24	1949...	1,329,039	601,118	229,827	161,701	224,313	86,355	25,725
25	Cotton harvested.....multiple units reporting 1954...	1,200	846	198	71	71	10	4
26	1949...	1,832	1,285	285	123	112	24	3
27	subunits reporting 1954...	2,525	1,238	469	232	372	116	98
28	1949...	4,078	2,031	691	410	594	281	71
29	acres 1954...	35,248	14,547	7,144	3,695	6,210	1,517	2,135
30	1949...	58,789	26,220	10,519	5,973	9,959	5,051	1,067
31	bales 1954...	20,221	8,164	4,314	2,203	3,445	837	1,258
32	1949...	28,291	11,652	5,108	3,090	4,933	2,691	817
33	Tobacco harvested.....multiple units reporting 1954...
34	1949...
35	subunits reporting 1954...
36	1949...
37	acres 1954...
38	1949...
39	pounds 1954...
40	1949...
41	Peanuts harvested for picking or threshing.....multiple units reporting 1954...	48	33	6	4	5
42	1949...	132	95	21	6	9	1	...
43	subunits reporting 1954...	59	39	6	9	5
44	1949...	171	108	30	10	22	1	...
45	acres 1954...	123	82	15	16	10
46	1949...	310	147	62	16	84	1	...
47	pounds 1954...	48,584	34,247	5,696	7,157	1,484
48	1949...	161,785	57,783	25,205	4,701	74,046	50	...
49	Horses and/or mules....multiple units reporting 1954...	1,005	695	171	62	63	10	4
50	1950...	1,745	1,232	264	115	109	22	3
51	number 1954...	2,991	1,535	583	274	418	113	68
52	1950...	6,087	3,271	1,037	577	849	289	64
53	Landlord-tenant operations containing multiple units: All subunits including home farm.....number 1954...	4,516	2,292	961	378	600	167	118
54	1950...	6,891	3,472	1,262	721	950	411	75
55	Land in all subunits including home farm.....acres 1954...	669,147	287,415	172,205	56,089	109,913	27,062	16,463
56	1950...	751,178	309,600	149,072	86,121	131,060	64,220	11,105
57	Owned by operator of multiple unit..acres 1954...	568,968	247,692	147,773	46,651	89,537	24,222	13,093
58	1950...	649,156	269,489	133,725	74,055	108,316	56,296	7,275
59	Rented by operator of multiple unit.....acres 1954...	100,179	39,723	24,432	9,438	20,376	2,840	3,370
60	1950...	102,022	40,111	15,347	12,066	22,744	7,924	3,830
61	Subunits not included in multiple units.....operators reporting 1954...	366	225	69	28	33	7	4
62	1950...	628	386	103	63	57	18	1
63	number 1954...	1,097	410	349	94	178	46	20
64	1950...	1,650	682	389	221	252	102	4
65	Share tenants.....number 1954...	423	167	67	57	110	18	4
66	1950...	803	355	209	111	87	37	4
67	Other tenants, not croppers nor share tenants.....number 1954...	674	243	282	37	68	28	16
68	1950...	847	327	180	110	165	65	...
69	Land in subunits not included in multiple units.....acres 1954...	67,384	17,861	29,624	5,674	9,167	4,003	1,055
70	1950...	78,099	32,814	15,470	10,053	10,228	9,463	71

MULTIPLE-UNIT OPERATIONS

Economic Area Table 5.—MULTIPLE-UNIT OPERATIONS, BY NUMBER OF SUBUNITS: CENSUSES OF 1954 AND 1950—Continued

Item (For definitions and explanations, see text)		Areas 6 and C						
		Total	Number of subunits					
			2	3	4	5 to 9	10 to 19	20 and over
1	Multiple-unit operations.....number 1954...	1,152	583	206	131	182	37	13
2	1950...	1,543	790	283	171	232	53	14
3	Subunits in multiple-unit operations.....total number 1954...	4,384	1,166	618	524	1,130	497	449
4	1950...	5,743	1,580	849	684	1,475	654	501
5	Home farms.....number 1954...	1,134	573	204	128	180	36	13
6	1950...	1,445	744	259	162	220	48	12
7	Cropper farms.....number 1954...	3,250	593	414	396	950	461	436
8	1950...	4,298	836	590	522	1,255	606	489
9	Land in multiple-unit operations.....total acres 1954...	1,111,055	314,894	161,514	127,717	290,963	107,969	107,998
10	1950...	1,311,934	377,970	193,171	151,871	373,405	123,218	92,299
11	Home farms.....acres 1954...	1,041,707	301,145	152,123	118,853	274,523	99,659	95,404
12	1950...	1,202,922	355,886	177,611	139,965	341,838	106,634	80,988
13	Cropper farms.....acres 1954...	69,348	13,749	9,391	8,864	16,440	8,310	12,594
14	1950...	109,012	22,084	15,560	11,906	31,567	16,584	11,311
15	Cropland harvested.....total acres 1954...	161,919	40,136	22,315	19,233	44,183	19,474	16,578
16	1949...	208,175	53,827	30,569	25,903	58,119	22,969	16,788
17	Corn harvested for grain.....multiple units reporting 1954...	1,072	528	192	128	174	37	13
18	1949...	1,441	720	266	169	220	52	14
19	subunits reporting 1954...	3,262	839	471	400	855	336	361
20	1949...	4,515	1,182	654	556	1,145	522	456
21	acres 1954...	47,816	12,453	7,100	5,760	11,849	5,808	4,846
22	1949...	63,004	17,591	9,969	8,154	15,676	6,454	5,160
23	bushels 1954...	503,421	131,143	75,787	59,115	115,592	53,408	68,376
24	1949...	1,110,234	311,148	173,254	147,612	282,798	122,511	72,911
25	Cotton harvested.....multiple units reporting 1954...	1,075	516	199	129	181	37	13
26	1949...	1,389	667	264	169	223	52	14
27	subunits reporting 1954...	3,591	776	476	427	1,005	469	438
28	1949...	4,424	1,036	546	427	1,215	554	446
29	acres 1954...	42,913	8,867	5,117	4,709	13,231	6,152	4,837
30	1949...	60,115	13,304	8,689	7,557	18,659	6,601	5,305
31	bales 1954...	23,680	4,657	2,800	2,627	7,585	3,387	2,624
32	1949...	29,852	6,229	4,559	3,662	8,660	3,626	3,116
33	Tobacco harvested.....multiple units reporting 1954...
34	1949...
35	subunits reporting 1954...
36	1949...
37	acres 1954...
38	1949...
39	pounds 1954...
40	1949...
41	Peanuts harvested for picking or threshing.....multiple units reporting 1954...	154	81	32	16	20	4	1
42	1949...	261	136	44	27	44	6	4
43	subunits reporting 1954...	264	112	55	35	44	12	6
44	1949...	438	168	65	51	109	21	24
45	acres 1954...	968	371	207	184	163	37	6
46	1949...	1,701	638	265	237	425	70	66
47	pounds 1954...	300,354	101,888	78,197	54,926	54,453	9,525	1,365
48	1949...	819,539	293,332	128,859	142,155	186,633	23,400	45,160
49	Horses and/or mules....multiple units reporting 1954...	1,016	497	187	117	167	36	12
50	1950...	1,276	639	231	149	202	43	12
51	number 1954...	5,402	1,604	841	679	1,284	475	519
52	1950...	7,191	2,202	1,084	926	1,844	630	505
53	Landlord-tenant operations containing multiple units:							
54	All subunits including home farm.....number 1954...	7,729	2,105	1,136	1,084	2,080	657	667
55	1950...	11,160	3,407	1,724	1,443	2,798	1,043	745
56	Land in all subunits including home farm.....acres 1954...	1,252,229	360,388	185,290	148,819	329,490	115,099	113,143
57	1950...	1,563,253	459,752	227,818	183,820	442,942	142,570	106,351
58	Owned by operator of multiple unit..acres 1954...	966,035	271,205	140,184	114,602	252,006	92,865	95,173
59	1950...	1,235,616	358,502	170,785	145,362	351,748	110,477	98,742
60	Rented by operator of multiple unit.....acres 1954...	286,194	89,183	45,106	34,217	77,484	22,234	17,970
61	1950...	327,637	101,250	57,033	38,458	91,194	32,093	7,609
62	Subunits not included in multiple units.....operators reporting 1954...	567	242	107	65	119	24	10
63	1950...	837	383	163	92	146	42	11
64	number 1954...	3,345	939	518	560	950	160	218
65	1950...	5,417	1,827	875	759	1,323	389	244
66	Share tenants.....number 1954...	915	245	189	157	212	46	66
67	1950...	1,389	392	168	156	460	111	102
68	Other tenants, not croppers nor share tenants.....number 1954...	2,430	694	329	403	738	114	152
69	1950...	4,028	1,435	707	603	863	278	142
70	Land in subunits not included in multiple units.....acres 1954...	141,174	45,494	23,776	21,102	38,527	7,130	5,145
	1950...	251,319	81,782	34,647	31,949	69,537	19,352	14,052

Economic Area Table 5.—MULTIPLE-UNIT OPERATIONS, BY NUMBER OF SUBUNITS: CENSUSES OF 1954 AND 1950—Continued

Item (For definitions and explanations, see text)		Area 7a						
		Total	Number of subunits					
			2	3	4	5 to 9	10 to 19	20 and over
1	Multiple-unit operations.....number 1954...	2,199	1,490	401	172	123	11	2
2	1950...	3,067	2,055	567	200	220	22	3
3	Subunits in multiple-unit operations.....total number 1954...	5,812	2,980	1,203	688	772	127	42
4	1950...	8,299	4,110	1,701	800	1,336	272	80
5	Home farms.....number 1954...	2,160	1,464	394	168	121	11	2
6	1950...	2,832	1,896	529	185	200	19	3
7	Cropper farms.....number 1954...	3,652	1,516	809	520	651	116	40
8	1950...	5,467	2,214	1,172	615	1,136	253	77
9	Land in multiple-unit operations....total acres 1954...	935,255	424,911	186,281	169,679	128,679	21,300	4,405
10	1950...	1,112,509	483,632	209,249	143,441	226,758	40,616	8,813
11	Home farms.....acres 1954...	743,567	345,050	144,336	142,637	94,160	14,988	2,396
12	1950...	823,619	368,666	149,688	110,363	165,827	24,291	4,784
13	Cropper farms.....acres 1954...	191,688	79,861	41,945	27,042	34,519	6,312	2,009
14	1950...	288,890	114,966	59,561	33,078	60,931	16,325	4,029
15	Cropland harvested.....total acres 1954...	274,544	130,842	57,252	37,242	40,009	7,180	2,019
16	1949...	356,114	163,114	72,874	39,412	63,667	13,083	3,964
17	Corn harvested for grain.....multiple units reporting 1954...	2,109	1,409	395	171	121	11	2
18	1949...	2,950	1,957	553	198	217	22	3
19	subunits reporting 1954...	4,344	2,133	916	532	605	118	40
20	1949...	6,624	3,224	1,334	658	1,116	237	55
21	acres 1954...	107,278	52,100	21,928	13,503	15,798	2,797	1,152
22	1949...	127,320	59,444	26,628	13,672	21,541	4,575	1,460
23	bushels 1954...	1,416,772	685,116	303,190	159,453	213,890	44,100	11,023
24	1949...	1,819,356	821,964	387,199	198,910	337,545	61,754	11,984
25	Cotton harvested.....multiple units reporting 1954...	2,067	1,372	394	166	122	11	2
26	1949...	2,601	1,664	522	181	209	22	3
27	subunits reporting 1954...	4,135	1,931	887	528	630	119	40
28	1949...	5,424	2,472	1,084	564	997	232	75
29	acres 1954...	53,703	23,478	11,064	7,486	8,960	2,286	429
30	1949...	66,897	27,752	12,614	7,971	13,361	4,248	951
31	bales 1954...	35,759	16,104	7,186	4,594	6,049	1,543	283
32	1949...	26,131	10,665	4,618	2,691	5,193	2,604	360
33	Tobacco harvested.....multiple units reporting 1954...	21	15	3	2	1
34	1949...	11	5	5	1
35	subunits reporting 1954...	31	18	7	5	1
36	1949...	14	6	7	1
37	acres 1954...	111	58	17	22	14
38	1949...	63	18	42	3
39	pounds 1954...	117,550	63,390	18,600	15,600	20,000
40	1949...	49,444	15,800	30,644	3,000
41	Peanuts harvested for picking or threshing.....multiple units reporting 1954...	1,891	1,230	373	159	118	9	2
42	1949...	2,688	1,739	528	187	212	19	3
43	subunits reporting 1954...	3,711	1,683	801	496	600	91	40
44	1949...	5,857	2,686	1,206	593	1,074	227	71
45	acres 1954...	52,394	23,014	11,471	7,679	8,593	1,199	438
46	1949...	99,442	43,045	21,293	10,773	19,454	3,645	1,232
47	pounds 1954...	28,180,562	12,778,822	6,030,720	3,872,850	4,692,248	575,072	230,850
48	1949...	82,502,164	35,918,207	17,501,031	8,925,322	16,260,064	2,929,912	967,628
49	Horses and/or mules....multiple units reporting 1954...	1,782	1,139	358	157	115	11	2
50	1950...	2,709	1,769	524	189	202	22	3
51	number 1954...	6,454	2,896	1,292	887	1,109	188	82
52	1950...	10,931	4,948	2,128	1,230	2,053	448	124
53	Landlord-tenant operations containing multiple units:							
54	All subunits including home farm.....number 1954...	7,416	3,753	1,490	1,046	939	144	44
55	1950...	11,032	5,395	2,201	1,140	1,837	370	89
56	Land in all subunits including home farm.....acres 1954...	1,034,126	470,627	201,806	190,804	143,139	23,256	4,494
57	1950...	1,306,032	566,880	245,083	165,399	271,341	47,974	9,355
58	Owned by operator of multiple unit.....acres 1954...	844,394	372,917	167,512	157,234	119,734	22,896	4,101
59	1950...	1,102,005	468,054	201,015	141,255	239,117	44,144	8,420
60	Rented by operator of multiple unit.....acres 1954...	189,732	97,710	34,294	33,570	23,405	360	393
61	1950...	204,027	98,826	44,068	24,144	32,224	3,830	935
62	Subunits not included in multiple units.....operators reporting 1954...	711	410	148	82	61	8	2
63	1950...	1,148	666	235	100	128	16	3
64	number 1954...	1,604	773	287	358	167	17	2
65	1950...	2,733	1,285	500	340	501	98	9
66	Share tenants.....number 1954...	894	418	171	189	98	16	2
67	1950...	1,412	639	262	159	260	85	7
68	Other tenants, not croppers nor share tenants.....number 1954...	710	355	116	169	69	1	...
69	1950...	1,321	646	238	181	241	13	2
70	Land in subunits not included in multiple units.....acres 1954...	98,871	45,716	15,525	21,125	14,460	1,956	89
	1950...	193,523	83,248	35,834	21,958	44,583	7,358	542

MULTIPLE-UNIT OPERATIONS

Economic Area Table 5.—MULTIPLE-UNIT OPERATIONS, BY NUMBER OF SUBUNITS: CENSUSES OF 1954 AND 1950—Continued

Item (For definitions and explanations, see text)		Area 7b						
		Total	Number of subunits					
			2	3	4	5 to 9	10 to 19	20 and over
1	Multiple-unit operations.....number 1954...	174	130	25	12	7
2	1950...	221	169	38	7	6	1	...
3	Subunits in multiple-unit operations.....total number 1954...	424	260	75	48	41
4	1950...	531	398	114	28	33	18	...
5	Home farms.....number 1954...	172	129	24	12	7
6	1950...	215	165	37	6	6	1	...
7	Cropper farms.....number 1954...	252	131	51	36	34
8	1950...	316	173	77	22	27	17	...
9	Land in multiple-unit operations....total acres 1954...	120,860	58,706	17,302	35,871	8,981
10	1950...	125,935	72,512	23,017	6,320	14,255	9,831	...
11	Home farms.....acres 1954...	116,017	56,319	15,826	35,412	8,460
12	1950...	118,933	68,551	21,230	5,561	13,769	9,822	...
13	Cropper farms.....acres 1954...	4,843	2,387	1,476	459	521
14	1950...	7,002	3,961	1,787	759	486	9	...
15	Cropland harvested.....total acres 1954...	10,800	6,001	2,302	1,096	1,401
16	1949...	12,140	6,792	3,667	771	776	134	...
17	Corn harvested for grain.....multiple units reporting 1954...	168	125	24	12	7
18	1949...	208	158	36	7	6	1	...
19	subunits reporting 1954...	334	210	57	40	27
20	1949...	417	265	93	25	26	8	...
21	acres 1954...	6,015	3,550	1,166	636	663
22	1949...	7,213	3,871	2,235	513	534	60	...
23	bushels 1954...	96,899	56,469	15,243	12,317	12,870
24	1949...	120,043	66,830	31,995	8,546	11,860	812	...
25	Cotton harvested.....multiple units reporting 1954...	149	105	25	12	7
26	1949...	171	127	31	7	5	1	...
27	subunits reporting 1954...	279	152	54	40	33
28	1949...	299	188	72	18	14	7	...
29	acres 1954...	2,142	1,051	488	273	330
30	1949...	2,497	1,398	824	156	82	37	...
31	bales 1954...	1,356	677	261	184	234
32	1949...	1,278	663	444	100	48	23	...
33	Tobacco harvested.....multiple units reporting 1954...
34	1949...
35	subunits reporting 1954...
36	1949...
37	acres 1954...
38	1949...
39	pounds 1954...
40	1949...
41	Peanuts harvested for picking or threshing.....multiple units reporting 1954...	12	9	...	3
42	1949...	24	21	2	...	1
43	subunits reporting 1954...	13	10	...	3
44	1949...	26	23	2	...	1
45	acres 1954...	19	16	...	3
46	1949...	32	28	3	...	1
47	pounds 1954...	5,101	4,601	...	500
48	1949...	12,900	11,575	725	...	600
49	Horses and/or mules...multiple units reporting 1954...	142	103	21	12	6
50	1950...	189	143	33	7	5	1	...
51	number 1954...	339	205	67	45	22
52	1950...	597	392	128	31	27	19	...
53	Landlord-tenant operations containing multiple units: All subunits including home farm.....number 1954...	645	381	101	88	75
54	1950...	875	532	169	56	57	61	...
55	Land in all subunits including home farm.....acres 1954...	126,270	61,427	18,921	36,355	9,567
56	1950...	147,671	87,205	27,172	6,727	15,960	10,607	...
57	Owned by operator of multiple unit..acres 1954...	111,607	48,944	17,564	36,183	8,916
58	1950...	124,499	76,700	22,643	6,443	13,118	5,595	...
59	Rented by operator of multiple unit.....acres 1954...	14,663	12,483	1,357	172	651
60	1950...	23,172	10,505	4,529	284	2,842	5,012	...
61	Subunits not included in multiple units.....operators reporting 1954...	76	49	10	12	5
62	1950...	102	73	19	5	4	1	...
63	number 1954...	221	121	26	40	34
64	1950...	344	194	55	28	24	43	...
65	Share tenants.....number 1954...	84	40	15	15	14
66	1950...	115	50	19	13	7	26	...
67	Other tenants, not croppers nor share tenants.....number 1954...	137	81	11	25	20
68	1950...	229	144	36	15	17	17	...
69	Land in subunits not included in multiple units.....acres 1954...	5,410	2,721	1,619	484	586
70	1950...	21,736	14,693	4,155	407	1,705	776	...

Economic Area Table 5.—MULTIPLE-UNIT OPERATIONS, BY NUMBER OF SUBUNITS: CENSUSES OF 1954 AND 1950—Continued

Item (For definitions and explanations, see text)	Areas 8 and D						
	Total	Number of subunits					
		2	3	4	5 to 9	10 to 19	20 and over
1 Multiple-unit operations.....number 1954...	48	34	11	1	2
2 1950...	118	93	11	6	7	1	...
3 Subunits in multiple-unit operations.....total number 1954...	117	68	33	4	12
4 1950...	293	186	33	24	39	11	...
5 Home farms.....number 1954...	47	34	10	1	2
6 1950...	114	90	11	5	7	1	...
7 Cropper farms.....number 1954...	70	34	23	3	10
8 1950...	179	96	22	19	32	10	...
9 Land in multiple-unit operations....total acres 1954...	28,196	18,461	7,801	225	1,709
10 1950...	43,271	22,312	6,196	3,696	9,907	1,160	...
11 Home farms.....acres 1954...	24,736	17,063	5,851	216	1,606
12 1950...	35,475	18,255	4,965	3,065	8,258	932	...
13 Cropper farms.....acres 1954...	3,460	1,398	1,950	9	103
14 1950...	7,796	4,057	1,231	631	1,649	228	...
15 Cropland harvested.....total acres 1954...	8,169	4,492	2,795	163	719
16 1949...	12,276	6,247	1,604	1,623	2,052	750	...
17 Corn harvested for grain.....multiple units reporting 1954...	46	32	11	1	2
18 1949...	103	81	8	6	7	1	...
19 subunits reporting 1954...	82	44	26	1	11
20 1949...	193	114	21	18	31	9	...
21 acres 1954...	3,094	1,583	1,132	50	329
22 1949...	4,727	2,710	493	547	782	195	...
23 bushels 1954...	71,426	34,275	24,806	2,500	9,845
24 1949...	103,245	58,120	10,321	10,684	16,120	8,000	...
25 Cotton harvested.....multiple units reporting 1954...	32	18	11	1	2
26 1949...	84	63	8	5	7	1	...
27 subunits reporting 1954...	61	27	22	3	9
28 1949...	155	92	19	11	31	2	...
29 acres 1954...	1,067	428	536	9	94
30 1949...	2,282	1,208	308	253	497	16	...
31 bales 1954...	965	372	499	10	84
32 1949...	1,409	729	140	154	367	19	...
33 Tobacco harvested.....multiple units reporting 1954...
34 1949...
35 subunits reporting 1954...
36 1949...
37 acres 1954...
38 1949...
39 pounds 1954...
40 1949...
41 Peanuts harvested for picking or threshing.....multiple units reporting 1954...	7	3	4
42 1949...	28	19	5	1	3
43 subunits reporting 1954...	11	5	6
44 1949...	43	20	10	1	12
45 acres 1954...	233	136	95
46 1949...	446	97	165	8	176
47 pounds 1954...	103,800	78,800	25,000
48 1949...	312,470	62,270	122,100	5,600	122,500
49 Horses and/or mules....multiple units reporting 1954...	27	18	7	...	2
50 1950...	77	59	8	4	6
51 number 1954...	64	45	13	...	6
52 1950...	201	123	24	16	38
53 Landlord-tenant operations containing multiple units: All subunits including home farm.....number 1954...	141	82	37	4	18
54 1950...	362	217	37	38	59	11	...
55 Land in all subunits including home farm.....acres 1954...	28,873	19,029	7,890	225	1,729
56 1950...	45,282	23,499	6,311	4,030	10,282	1,160	...
57 Owned by operator of multiple unit..acres 1954...	27,493	18,289	7,325	150	1,729
58 1950...	40,806	22,454	5,576	3,990	7,626	1,160	...
59 Rented by operator of multiple unit.....acres 1954...	1,380	740	565	75
60 1950...	4,476	1,045	735	40	2,656
61 Subunits not included in multiple units.....operators reporting 1954...	11	8	2	...	1
62 1950...	32	20	3	4	5
63 number 1954...	24	14	4	...	6
64 1950...	69	31	4	14	20
65 Share tenants.....number 1954...	8	4	4
66 1950...	26	6	3	11	6
67 Other tenants, not croppers nor share tenants.....number 1954...	16	10	6
68 1950...	43	25	1	3	14
69 Land in subunits not included in multiple units.....acres 1954...	677	568	89	...	20
70 1950...	2,011	1,187	115	334	375

MULTIPLE-UNIT OPERATIONS

Economic Area Table 6.—MULTIPLE-UNIT OPERATIONS, BY KIND OF TENANT IN LANDLORD-TENANT OPERATION:
CENSUSES OF 1954 AND 1950

Item (For definitions and explanations, see text)	The State				Area 1			
	Total	Kind of tenant in landlord-tenant operation			Total	Kind of tenant in landlord-tenant operation		
		Croppers only	Croppers, share, and/or other tenants only	Croppers and tenants other than share tenants only		Croppers only	Croppers, share, and/or other tenants only	Croppers and tenants other than share tenants only
Multiple-unit operations.....number 1954...	9,720	6,554	2,042	1,124	2,005	1,420	449	136
1950...	12,660	8,057	2,788	1,815	2,066	1,394	489	183
Subunits in multiple-unit operations.....total number 1954...	27,269	17,045	6,748	3,476	6,068	4,105	1,525	438
1950...	35,487	20,651	9,518	5,318	6,258	3,914	1,777	567
Home farms.....number 1954...	9,510	6,435	1,968	1,107	1,955	1,393	430	132
1950...	11,944	7,663	2,549	1,732	1,957	1,325	454	178
Cropper farms.....number 1954...	17,759	10,610	4,780	2,369	4,113	2,712	1,095	306
1950...	23,543	12,988	6,969	3,586	4,301	2,589	1,323	389
Land in multiple-unit operations....total acres 1954...	4,317,469	1,883,403	1,559,603	874,463	648,797	366,909	219,797	62,091
1950...	4,803,052	1,900,537	1,896,066	1,006,449	581,667	313,890	207,985	59,792
Home farms.....acres 1954...	3,715,869	1,537,968	1,378,563	799,338	535,157	296,668	185,645	52,844
1950...	3,935,038	1,434,249	1,618,659	882,130	454,763	240,990	166,919	46,854
Cropper farms.....acres 1954...	601,600	345,435	181,040	75,125	113,640	70,241	34,152	9,247
1950...	868,014	466,288	277,407	124,319	126,904	72,900	41,066	12,938
Cropland harvested.....total acres 1954...	1,073,611	630,888	297,584	145,139	282,711	182,539	75,498	24,674
1949...	1,285,188	702,200	391,416	191,572	273,589	165,960	83,755	23,874
Corn harvested for grain.....multiple units reporting 1954...	9,331	6,338	1,925	1,068	1,888	1,350	416	122
1949...	12,004	7,707	2,598	1,699	1,903	1,295	444	164
subunits reporting 1954...	20,592	13,035	4,945	2,612	4,189	2,912	991	286
1949...	27,465	16,379	7,054	4,032	4,241	2,727	1,150	364
acres 1954...	419,412	260,058	106,770	52,584	96,222	64,827	23,468	7,927
1949...	453,976	260,517	125,697	67,762	74,657	45,689	22,449	6,519
bushels 1954...	5,221,828	3,174,551	1,345,542	701,735	1,060,858	689,656	276,282	94,920
1949...	8,123,895	4,738,552	2,257,383	1,127,960	1,504,580	887,830	486,528	130,222
Cotton harvested.....multiple units reporting 1954...	9,037	6,135	1,890	1,012	1,933	1,385	426	122
1949...	11,551	7,401	2,580	1,570	2,017	1,375	466	176
subunits reporting 1954...	20,764	12,979	5,165	2,620	5,158	3,569	1,231	358
1949...	26,931	15,901	7,309	3,721	5,543	3,548	1,515	480
acres 1954...	302,341	182,195	80,346	39,800	108,872	72,649	26,619	9,604
1949...	440,728	253,398	124,348	62,982	147,888	93,042	42,867	11,979
bales 1954...	185,316	112,281	49,004	24,031	62,208	41,563	15,127	5,518
1949...	217,489	123,754	65,118	28,617	83,370	50,551	25,903	6,916
Tobacco harvested.....multiple units reporting 1954...	22	17	3	2	1	1
1949...	17	11	4	2	6	5	...	1
subunits reporting 1954...	32	27	3	2	3	5	...	1
1949...	20	12	6	2	6	1
acres 1954...	112	104	1	2	1	5	...	1
1949...	80	39	37	4	17	16	...	1
pounds 1954...	118,050	112,500	4,450	1,100	500	500
1949...	71,987	44,748	24,204	3,035	22,543	22,508	...	35
Peanuts harvested for picking or threshing.....multiple units reporting 1954...	2,189	1,472	473	244	7	4	2	1
1949...	3,247	2,028	731	488	3	2	...	1
subunits reporting 1954...	4,178	2,682	1,040	456	13	6	...	1
1949...	6,697	3,911	1,799	987	3	2	...	1
acres 1954...	54,037	34,468	14,301	5,268	11	4	...	1
1949...	102,503	58,483	30,285	13,735	3	2	...	1
pounds 1954...	28,795,663	18,681,888	7,642,766	2,471,009	6,219	1,382	4,389	448
1949...	84,096,737	47,926,243	25,151,988	11,018,506	1,300	900	...	400
Horses and/or mules....multiple units reporting 1954...	7,327	4,872	1,551	904	1,256	876	288	92
1950...	10,688	6,948	2,268	1,472	1,548	1,070	346	132
number 1954...	24,755	13,657	7,162	3,936	3,372	2,151	954	267
1950...	41,550	22,773	12,277	6,500	5,920	3,540	1,878	502
Landlord-tenant operations containing multiple units:								
All subunits including home farm.....number 1954...	36,733	17,045	13,052	6,636	7,457	4,105	2,722	630
1950...	50,058	20,651	19,646	9,761	7,847	3,914	3,080	853
Land in all subunits including home farm.....acres 1954...	4,817,123	1,883,403	1,910,809	1,022,911	743,755	366,909	206,691	70,155
1950...	5,599,331	1,900,537	2,467,954	1,230,840	679,585	313,890	389,094	76,601
Owned by operator of multiple unit..acres 1954...	3,810,079	1,405,267	1,587,446	817,366	449,978	202,077	204,335	43,566
1950...	4,548,286	1,455,903	2,075,021	1,017,762	440,895	178,769	211,103	51,023
Rented by operator of multiple unit.....acres 1954...	1,007,044	478,136	323,363	205,545	293,777	164,832	102,356	26,589
1950...	1,051,045	445,034	392,933	213,078	238,690	135,121	77,991	25,578
Subunits not included in multiple units.....operators reporting 1954...	3,166	...	2,042	1,124	585	...	449	136
1950...	4,603	...	2,788	1,815	672	...	489	183
number 1954...	9,464	...	6,304	3,160	1,389	...	1,197	192
1950...	14,571	...	10,128	4,443	1,589	...	1,303	286
Share tenants.....number 1954...	4,385	...	4,385	...	979	...	979	...
1950...	6,290	...	6,290	...	954	...	954	...
Other tenants, not croppers nor share tenants.....number 1954...	5,079	...	1,919	3,160	410	...	218	192
1950...	8,281	...	3,838	4,443	635	...	349	286
Land in subunits not included in multiple units.....acres 1954...	499,654	...	351,206	148,448	94,958	...	86,894	8,064
1950...	796,279	...	571,888	224,391	97,918	...	81,109	16,809

Economic Area Table 6.—MULTIPLE-UNIT OPERATIONS, BY KIND OF TENANT IN LANDLORD-TENANT OPERATION:
CENSUSES OF 1954 AND 1950—Continued

Item (For definitions and explanations, see text)	Area 2				Area 3			
	Total	Kind of tenant in landlord-tenant operation			Total	Kind of tenant in landlord-tenant operation		
		Croppers only	Croppers, share, and/or other tenants only	Croppers and tenants other than share tenants only		Croppers only	Croppers, share, and/or other tenants only	Croppers and tenants other than share tenants only
Multiple-unit operations.....number	1954... 1,386	956	353	77	737	519	160	58
	1950... 1,741	1,182	416	143	928	635	208	85
Subunits in multiple-unit operations.....total number	1954... 3,300	2,217	895	188	1,848	1,232	481	135
	1950... 4,134	2,713	1,087	334	2,314	1,519	584	211
Home farms.....number	1954... 1,337	926	334	77	723	508	158	57
	1950... 1,653	1,136	380	137	878	606	191	81
Cropper farms.....number	1954... 1,963	1,291	561	111	1,125	724	323	78
	1950... 2,481	1,577	707	197	1,436	913	393	130
Land in multiple-unit operations...total acres	1954... 277,800	161,008	105,489	11,303	244,358	127,905	93,456	22,997
	1950... 299,282	167,453	96,133	35,696	244,942	126,947	95,793	22,202
Home farms.....acres	1954... 213,366	120,140	85,463	7,763	202,289	102,446	79,996	19,847
	1950... 221,204	118,326	73,045	29,833	186,033	91,153	77,934	16,946
Cropper farms.....acres	1954... 64,434	40,868	20,026	3,540	42,069	25,459	13,460	3,150
	1950... 78,078	49,127	23,088	5,863	58,909	35,794	17,859	5,256
Cropland harvested.....total acres	1954... 98,308	66,933	26,781	4,594	64,599	39,892	20,004	4,703
	1949... 107,933	71,447	28,737	7,749	77,122	47,863	22,634	6,625
Corn harvested for grain.....multiple units reporting	1954... 1,350	940	336	74	717	501	159	57
	1949... 1,661	1,144	384	133	885	610	194	81
subunits reporting	1954... 2,612	1,788	677	147	1,448	968	381	99
	1949... 3,243	2,222	779	242	1,818	1,208	448	162
acres	1954... 54,659	37,772	14,460	2,427	28,493	18,695	7,973	1,825
	1949... 43,135	29,748	10,550	2,837	30,215	18,784	8,690	2,741
bushels	1954... 775,567	535,123	208,374	32,070	411,659	268,760	110,997	31,902
	1949... 1,024,267	706,687	250,075	67,505	595,965	378,910	157,574	59,481
Cotton harvested.....multiple units reporting	1954... 1,287	897	322	68	639	448	146	45
	1949... 1,690	1,152	401	137	856	586	195	75
subunits reporting	1954... 2,401	1,663	614	124	1,272	839	351	82
	1949... 3,366	2,265	850	251	1,768	1,176	441	151
acres	1954... 24,629	16,868	6,560	1,201	17,900	11,456	5,367	1,077
	1949... 44,136	29,086	11,897	3,153	31,510	20,433	8,734	2,343
bales	1954... 18,322	12,512	4,902	908	13,175	8,530	3,916	729
	1949... 21,603	14,149	5,851	1,603	13,864	9,045	3,749	1,070
Tobacco harvested.....multiple units reporting	1954...
	1949...
subunits reporting	1954...
	1949...
acres	1954...
	1949...
pounds	1954...
	1949...
Peanuts harvested for picking or threshing.....multiple units reporting	1954... 9	7	2	..	28	20	6	2
	1949... 28	21	4	3	25	18	1	6
subunits reporting	1954... 12	10	2	..	39	28	8	3
	1949... 34	26	5	3	29	20	2	7
acres	1954... 14	12	2	..	36	26	8	2
	1949... 117	88	18	11	38	23	6	9
pounds	1954... 5,934	4,654	1,280	..	14,364	10,916	2,718	730
	1949... 48,258	37,712	6,900	3,646	19,433	11,908	3,800	3,725
Horses and/or mules.....multiple units reporting	1954... 950	652	250	48	500	356	101	43
	1950... 1,478	1,041	325	112	720	507	150	63
number	1954... 2,533	1,602	803	128	1,385	899	360	126
	1950... 4,595	3,022	1,215	358	2,389	1,518	673	198
Landlord-tenant operations containing multiple units:								
All subunits including home farm.....number	1954... 4,175	2,217	1,676	282	2,262	1,232	819	211
	1950... 5,304	2,713	2,079	512	2,922	1,519	1,080	323
Land in all subunits including home farm.....acres	1954... 318,656	161,008	140,543	17,105	266,163	127,905	112,533	25,725
	1950... 360,538	167,453	151,419	41,666	275,752	126,947	123,146	25,659
Owned by operator of multiple unit..acres	1954... 273,511	127,352	130,458	15,701	226,283	103,207	99,451	23,625
	1950... 305,599	128,283	138,528	38,788	227,055	96,143	110,025	20,887
Rented by operator of multiple unit.....acres	1954... 45,145	33,656	10,085	1,404	39,880	24,698	13,082	2,100
	1950... 54,939	39,170	12,891	2,878	48,697	30,804	13,121	4,772
Subunits not included in multiple units.....operators reporting	1954... 430	..	353	77	218	..	160	58
	1950... 559	..	416	143	293	..	208	85
number	1954... 875	..	781	94	414	..	338	76
	1950... 1,170	..	992	178	608	..	496	112
Share tenants.....number	1954... 642	..	642	..	295	..	295	..
	1950... 809	..	809	..	409	..	409	..
Other tenants, not croppers nor share tenants.....number	1954... 233	..	139	94	119	..	43	76
	1950... 361	..	183	178	199	..	87	112
Land in subunits not included in multiple units.....acres	1954... 40,856	..	35,054	5,802	21,805	..	19,077	2,728
	1950... 61,256	..	55,286	5,970	30,810	..	27,353	3,457

MULTIPLE-UNIT OPERATIONS

Economic Area Table 6.—MULTIPLE-UNIT OPERATIONS, BY KIND OF TENANT IN LANDLORD-TENANT OPERATION: CENSUSES OF 1954 AND 1950—Continued

Item (For definitions and explanations, see text)	Area 4 and B				Area 5			
	Total	Kind of tenant in landlord-tenant operation			Total	Kind of tenant in landlord-tenant operation		
		Croppers only	Croppers, share, and/or other tenants only	Croppers and tenants other than share tenants only		Croppers only	Croppers, share, and/or other tenants only	Croppers and tenants other than share tenants only
1 Multiple-unit operations.....number 1954...	718	516	100	102	1,301	935	220	146
2 1950...	1,023	691	167	165	1,953	1,325	367	261
3 Subunits in multiple-unit operations.....total number 1954...	1,897	1,302	306	289	3,419	2,270	709	440
4 1950...	2,674	1,703	488	483	5,241	3,294	1,164	783
5 Home farms.....number 1954...	703	508	96	99	1,279	925	212	142
6 1950...	973	658	155	160	1,877	1,282	344	251
7 Cropper farms.....number 1954...	1,194	794	210	190	2,140	1,345	497	298
8 1950...	1,701	1,045	333	323	3,364	2,012	820	532
9 Land in multiple-unit operations....total acres 1954...	349,385	160,156	122,864	66,365	601,763	262,480	223,501	115,782
10 1950...	410,433	180,492	125,152	104,789	673,079	311,310	247,119	114,650
11 Home farms.....acres 1954...	302,213	135,962	108,729	57,522	536,817	224,066	207,745	105,006
12 1950...	337,782	137,784	109,640	90,358	554,307	240,792	216,214	97,301
13 Cropper farms.....acres 1954...	47,172	24,194	14,135	8,843	64,946	38,414	15,756	10,776
14 1950...	72,651	42,708	15,512	14,431	118,772	70,518	30,905	17,349
15 Cropland harvested.....total acres 1954...	56,253	35,135	10,928	10,190	116,308	66,908	28,506	29,894
16 1949...	80,764	48,934	15,482	16,348	157,075	90,379	40,586	26,110
17 Corn harvested for grain.....multiple units reporting 1954...	707	509	97	101	1,274	923	211	140
18 1949...	983	668	156	159	1,870	1,283	344	243
19 subunits reporting 1954...	1,573	1,073	253	247	2,748	1,862	559	327
20 1949...	2,157	1,409	369	379	4,257	2,733	912	612
21 acres 1954...	24,974	15,204	5,506	4,264	50,861	32,702	11,030	7,329
22 1949...	34,109	21,238	6,117	6,754	69,996	41,897	16,650	11,049
23 bushels 1954...	330,089	203,431	74,504	52,154	555,137	347,754	115,508	91,875
24 1949...	517,166	322,751	92,340	102,075	1,329,039	828,351	308,886	191,802
25 Cotton harvested.....multiple units reporting 1954...	655	473	92	90	1,200	869	195	136
26 1949...	911	620	149	142	1,832	1,250	342	240
27 subunits reporting 1954...	1,342	910	225	207	2,525	1,662	522	341
28 1949...	1,874	1,214	330	330	4,078	2,579	907	592
29 acres 1954...	15,867	10,013	2,974	2,880	35,248	19,769	8,749	6,730
30 1949...	26,614	15,916	4,957	5,741	58,789	35,123	9,358	14,308
31 bales 1954...	9,630	6,050	1,800	20,221	11,780	11,160	4,958	4,103
32 1949...	11,691	7,224	1,923	2,544	28,291	16,606	7,449	4,236
33 Tobacco harvested.....multiple units reporting 1954...
34 1949...
35 subunits reporting 1954...
36 1949...
37 acres 1954...
38 1949...
39 pounds 1954...
40 1949...
41 Peanuts harvested for picking or threshing.....multiple units reporting 1954...	33	19	5	9	48	34	8	6
42 1949...	58	39	8	11	132	89	23	20
43 subunits reporting 1954...	56	34	7	15	59	42	11	6
44 1949...	96	63	13	20	171	112	37	22
45 acres 1954...	239	103	28	108	123	77	25	21
46 1949...	414	245	80	89	310	189	78	43
47 pounds 1954...	130,745	74,684	9,895	46,166	48,584	27,007	8,255	13,322
48 1949...	218,888	141,735	37,918	39,235	161,785	93,984	31,698	36,103
49 Horses and/or mules...multiple units reporting 1954...	649	465	90	94	1,005	727	174	104
50 1950...	946	644	153	149	1,745	1,213	317	215
51 number 1954...	2,215	1,426	430	359	2,991	1,909	646	436
52 1950...	3,639	2,178	711	750	6,087	3,750	1,413	924
53 Landlord-tenant operations containing multiple units: All subunits including home farm.....number 1954...	2,392	1,302	603	487	4,516	2,270	1,451	795
54 1950...	3,665	1,703	1,136	826	6,891	3,294	2,297	1,340
55 Land in all subunits including home farm.....acres 1954...	377,904	160,156	138,980	78,768	669,147	262,480	275,424	131,243
56 1950...	470,040	180,492	160,441	129,107	751,178	311,310	304,769	135,099
57 Owned by operator of multiple unit.....acres 1954...	341,810	139,236	134,402	68,172	568,968	218,874	243,572	106,522
58 1950...	422,655	156,503	147,774	118,378	649,156	260,207	268,787	120,162
59 Rented by operator of multiple unit.....acres 1954...	36,094	20,920	4,578	10,596	100,179	43,606	31,852	24,721
60 1950...	47,385	23,989	12,667	10,729	102,022	51,103	35,982	14,937
61 Subunits not included in multiple units.....operators reporting 1954...	202	...	100	102	366	...	220	146
62 1950...	332	...	167	165	628	...	367	261
63 number 1954...	495	...	297	198	1,097	...	742	355
64 1950...	991	...	648	343	1,650	...	1,093	557
65 Share tenants.....number 1954...	145	...	145	...	423	...	423	...
66 1950...	373	...	373	...	803	...	803	...
67 Other tenants, not croppers nor share tenants.....number 1954...	350	...	152	198	674	...	319	355
68 1950...	618	...	275	343	847	...	290	557
69 Land in subunits not included in multiple units.....acres 1954...	28,519	...	16,116	12,403	67,384	...	51,923	15,461
70 1950...	59,607	...	35,289	24,318	78,099	...	57,650	20,449

Economic Area Table 6.—MULTIPLE-UNIT OPERATIONS, BY KIND OF TENANT IN LANDLORD-TENANT OPERATION: CENSUSES OF 1954 AND 1950—Continued

Item (For definitions and explanations, see text)	Area 6 and C				Area 7a			
	Total	Kind of tenant in landlord-tenant operation			Total	Kind of tenant in landlord-tenant operation		
		Croppers only	Croppers, share, and/or other tenants only	Croppers and tenants other than share tenants only		Croppers only	Croppers, share, and/or other tenants only	Croppers and tenants other than share tenants only
1 Multiple-unit operations.....number 1954...	1,152	585	252	315	2,199	1,488	464	247
2 1950...	1,543	706	381	456	3,067	1,919	704	444
3 Subunits in multiple-unit operations.....total number 1954...	4,384	1,879	1,328	1,177	5,812	3,733	1,381	698
4 1950...	5,743	2,225	1,975	1,543	8,299	4,813	2,267	1,219
5 Home farms.....number 1954...	1,134	576	246	312	2,160	1,466	449	245
6 1950...	1,445	663	347	435	2,832	1,794	624	414
7 Cropper farms.....number 1954...	3,250	1,303	1,082	865	3,652	2,267	932	453
8 1950...	4,298	1,562	1,628	1,108	5,467	3,019	1,643	805
9 Land in multiple-unit operations....total acres 1954...	1,111,055	279,400	461,003	370,652	935,255	475,806	296,050	163,399
10 1950...	1,311,934	258,104	655,447	398,383	1,112,509	485,382	391,832	235,295
11 Home farms.....acres 1954...	1,041,707	253,855	433,530	354,322	743,567	360,438	241,707	141,422
12 1950...	1,202,922	221,767	608,342	372,813	823,619	334,881	293,376	195,362
13 Cropper farms.....acres 1954...	69,348	25,545	27,473	16,330	191,688	115,368	54,343	21,977
14 1950...	109,012	36,337	47,105	29,570	288,890	150,501	98,456	39,933
15 Cropland harvested.....total acres 1954...	161,919	55,844	61,805	44,270	274,544	172,365	70,709	31,470
16 1949...	208,175	66,833	83,622	57,720	356,114	196,537	110,721	48,856
17 Corn harvested for grain.....multiple units reporting 1954...	1,072	553	224	295	2,109	1,431	442	236
18 1949...	1,441	669	347	425	2,950	1,851	675	424
19 subunits reporting 1954...	3,262	1,396	980	886	4,344	2,801	1,015	528
20 1949...	4,515	1,810	1,528	1,177	6,624	3,930	1,734	960
21 acres 1954...	47,816	17,933	16,233	13,650	107,278	67,312	26,394	13,572
22 1949...	63,004	24,098	22,381	16,525	127,320	72,163	36,238	18,919
23 bushels 1954...	503,421	175,219	177,219	150,983	1,416,772	850,616	347,597	218,559
24 1949...	1,110,234	453,470	381,030	275,734	1,819,356	1,029,601	528,839	260,916
25 Cotton harvested.....multiple units reporting 1954...	1,075	550	234	291	2,067	1,409	435	223
26 1949...	1,389	649	350	390	2,601	1,621	627	353
27 subunits reporting 1954...	3,591	1,515	1,128	948	4,135	2,640	1,010	485
28 1949...	4,424	1,743	1,574	1,107	5,424	3,126	1,583	715
29 acres 1954...	42,913	16,558	15,049	11,306	53,703	33,061	14,347	6,295
30 1949...	60,115	21,739	22,340	16,036	66,897	35,244	23,057	8,596
31 bales 1954...	23,680	9,105	8,280	6,295	35,759	21,984	9,546	4,229
32 1949...	29,852	11,757	10,886	7,209	42,131	12,859	8,623	4,649
33 Tobacco harvested.....multiple units reporting 1954...	21	17	3	1
34 1949...	11	6	4	1
35 subunits reporting 1954...	31	27	3	1
36 1949...	14	7	6	1
37 acres 1954...	111	104	6	1
38 1949...	63	23	37	3
39 pounds 1954...	117,550	112,500	4,450	600
40 1949...	49,444	22,240	24,204	3,000
41 Peanuts harvested for picking or threshing.....multiple units reporting 1954...	154	73	39	42	1,891	1,299	410	182
42 1949...	261	127	58	76	2,688	1,697	629	362
43 subunits reporting 1954...	264	122	73	69	3,711	2,419	932	360
44 1949...	438	189	108	141	5,857	3,452	1,623	782
45 acres 1954...	968	515	192	261	52,394	33,482	14,039	4,873
46 1949...	1,701	823	351	527	99,442	56,745	29,665	13,032
47 pounds 1954...	300,354	162,936	61,538	75,880	28,180,562	18,291,908	7,554,541	2,334,113
48 1949...	819,539	416,635	157,172	245,732	82,502,164	46,937,359	24,887,325	10,677,480
49 Horses and/or mules....multiple units reporting 1954...	1,016	505	228	283	1,782	1,189	385	208
50 1950...	1,276	601	306	369	2,709	1,713	625	371
51 number 1954...	5,402	1,736	2,010	1,656	6,454	3,725	1,851	878
52 1950...	7,191	2,564	2,689	1,938	10,931	5,800	3,462	1,669
53 Landlord-tenant operations containing multiple units:								
54 All subunits including home farm.....number 1954...	7,729	1,879	3,039	2,811	7,416	3,733	2,479	1,204
54 1950...	11,160	2,225	5,396	3,539	11,032	4,813	4,167	2,052
55 Land in all subunits including home farm.....acres 1954...	1,252,229	279,400	529,900	442,929	1,034,126	475,806	366,891	191,429
56 1950...	1,563,253	258,104	807,601	497,548	1,306,032	485,382	536,041	284,609
57 Owned by operator of multiple unit..acres 1954...	966,035	207,683	425,302	333,050	844,394	361,431	312,267	170,696
58 1950...	1,235,616	192,232	654,243	389,141	1,102,005	394,895	458,654	248,456
59 Rented by operator of multiple unit.....acres 1954...	286,194	71,717	104,598	109,879	189,732	114,375	54,624	20,733
60 1950...	327,637	65,872	153,358	108,407	204,027	90,487	77,387	36,153
61 Subunits not included in multiple units.....operators reporting 1954...	567	...	252	315	711	...	464	247
62 1950...	837	...	381	456	1,148	...	704	444
63 number 1954...	3,345	...	1,711	1,634	1,604	...	1,098	506
64 1950...	5,417	...	3,421	1,996	2,733	...	1,900	833
65 Share tenants.....number 1954...	915	...	915	...	894	...	894	...
66 1950...	1,389	...	1,389	...	1,412	...	1,412	...
67 Other tenants, not croppers nor share tenants.....number 1954...	2,430	...	796	1,634	710	...	204	506
68 1950...	4,028	...	2,032	1,996	1,321	...	488	833
69 Land in subunits not included in multiple units.....acres 1954...	141,174	...	68,897	72,277	98,871	...	70,841	28,030
70 1950...	251,319	...	152,154	99,165	193,523	...	144,209	49,314

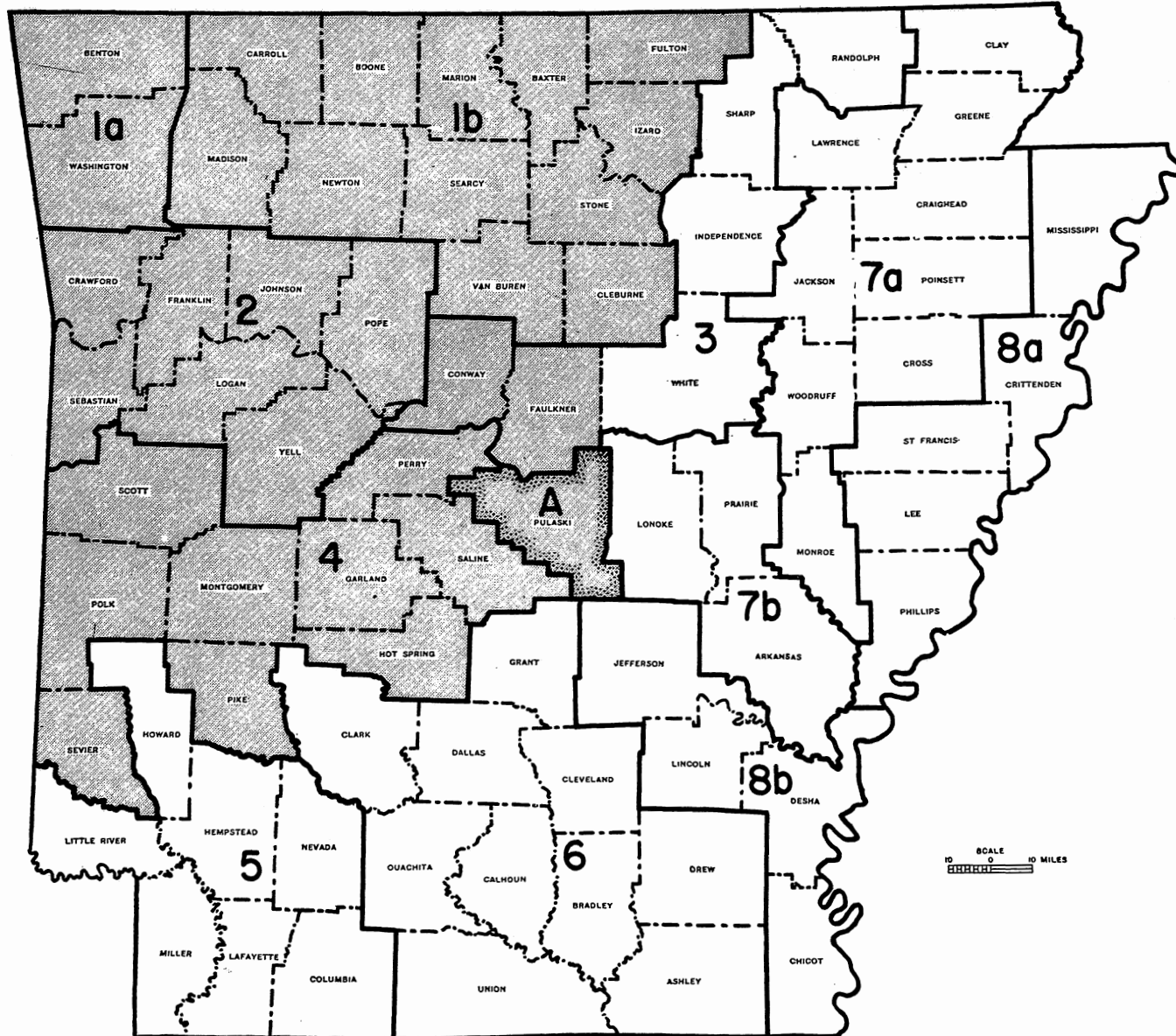
MULTIPLE-UNIT OPERATIONS

Economic Area Table 6.—MULTIPLE-UNIT OPERATIONS, BY KIND OF TENANT IN LANDLORD-TENANT OPERATION: CENSUSES OF 1954 AND 1950—Continued

Item (For definitions and explanations, see text)	Area 7b				Areas 8 and D			
	Total	Kind of tenant in landlord-tenant operation			Total	Kind of tenant in landlord-tenant operation		
		Croppers only	Croppers, share, and/or other tenants only	Croppers and tenants other than share tenants only		Croppers only	Croppers, share, and/or other tenants only	Croppers and tenants other than share tenants only
1 Multiple-unit operations.....number 1954...	174	98	38	38	48	37	6	5
2 1950...	221	119	43	59	118	86	13	19
3 Subunits in multiple-unit operations.....total number 1954...	424	218	109	97	117	89	14	14
4 1950...	531	267	130	134	293	203	46	44
5 Home farms.....number 1954...	172	97	37	38	47	36	6	5
6 1950...	215	115	42	58	114	84	12	18
7 Cropper farms.....number 1954...	252	121	72	59	70	53	8	9
8 1950...	316	152	88	76	179	119	34	26
9 Land in multiple-unit operations....total acres 1954...	120,860	34,510	34,915	51,435	28,196	15,229	2,528	10,439
10 1950...	125,935	37,926	59,646	28,363	43,271	19,033	16,959	7,279
11 Home farms.....acres 1954...	116,017	31,908	33,714	50,395	24,736	12,485	2,034	10,217
12 1950...	118,933	34,470	57,999	26,464	35,475	14,086	15,190	6,199
13 Cropper farms.....acres 1954...	4,843	2,602	1,201	1,040	3,460	2,744	494	222
14 1950...	7,002	3,456	1,647	1,899	7,796	4,947	1,769	1,080
15 Cropland harvested.....total acres 1954...	10,800	5,524	2,649	2,627	8,169	5,748	704	1,717
16 1949...	12,140	6,082	2,834	3,224	12,276	8,165	3,045	1,066
17 Corn harvested for grain.....multiple units reporting 1954...	168	96	34	38	46	35	6	5
18 1949...	208	111	42	55	103	76	12	15
19 subunits reporting 1954...	334	174	79	81	82	61	10	11
20 1949...	417	205	101	111	193	135	33	25
21 acres 1954...	6,015	3,089	1,355	1,571	3,094	2,524	351	219
22 1949...	7,213	3,567	1,707	1,939	4,727	3,333	915	479
23 bushels 1954...	96,899	45,590	27,107	24,202	71,426	58,402	7,954	5,070
24 1949...	120,043	56,301	32,317	31,425	103,245	74,651	19,794	8,800
25 Cotton harvested.....multiple units reporting 1954...	149	81	35	33	32	23	5	4
26 1949...	171	87	39	45	84	61	11	12
27 subunits reporting 1954...	279	136	76	67	61	45	8	8
28 1949...	299	144	79	76	155	106	30	19
29 acres 1954...	2,142	1,071	502	569	1,067	750	179	138
30 1949...	2,497	1,317	525	655	2,282	1,498	613	171
31 bales 1954...	1,356	691	291	374	965	686	184	95
32 1949...	1,278	681	279	318	1,409	882	455	72
33 Tobacco harvested.....multiple units reporting 1954...
34 1949...
35 subunits reporting 1954...
36 1949...
37 acres 1954...
38 1949...
39 pounds 1954...
40 1949...
41 Peanuts harvested for picking or threshing.....multiple units reporting 1954...	12	9	1	2	7	7
42 1949...	24	14	5	5	28	21	3	4
43 subunits reporting 1954...	13	10	1	2	11	11
44 1949...	26	14	5	7	43	33	6	4
45 acres 1954...	19	16	1	2	233	233
46 1949...	32	22	8	2	446	346	79	21
47 pounds 1954...	5,101	4,601	150	350	103,800	103,800
48 1949...	12,900	8,640	2,875	1,385	312,470	277,370	24,300	10,800
49 Horses and/or mules....multiple units reporting 1954...	142	83	32	27	27	19	3	5
50 1950...	189	101	39	49	77	58	7	12
51 number 1954...	339	165	102	72	64	44	6	14
52 1950...	597	260	211	126	201	141	25	35
53 Landlord-tenant operations containing multiple units:								
54 All subunits including home farm.....number 1954...	645	218	241	186	141	89	22	30
1950...	875	267	371	237	362	203	80	79
55 Land in all subunits including home farm.....acres 1954...	126,270	34,510	37,032	54,728	28,873	15,229	2,815	10,829
56 1950...	147,671	37,926	76,957	32,788	45,282	19,033	18,486	7,763
57 Owned by operator of multiple unit..acres 1954...	111,607	31,145	35,217	45,245	27,493	14,262	2,442	10,789
58 1950...	124,499	31,465	67,594	25,440	40,806	17,006	18,313	5,487
59 Rented by operator of multiple unit.....acres 1954...	14,663	3,365	1,815	9,483	1,380	967	373	40
60 1950...	23,172	6,461	9,363	7,348	4,476	2,027	173	2,276
61 Subunits not included in multiple units.....operators reporting 1954...	76	...	38	38	11	...	6	5
62 1950...	102	...	43	59	32	...	13	19
63 number 1954...	221	...	132	89	24	...	8	16
64 1950...	344	...	241	103	69	...	34	35
65 Share tenants.....number 1954...	84	...	84	...	8	...	8	...
66 1950...	115	...	115	...	26	...	26	...
67 Other tenants, not croppers nor share tenants.....number 1954...	137	...	48	89	16	16
68 1950...	229	...	126	103	43	...	8	35
69 Land in subunits not included in multiple units.....acres 1954...	5,410	...	2,117	3,293	677	...	287	390
70 1950...	21,736	...	17,311	4,425	2,011	...	1,527	484

ARKANSAS

State Economic Areas



LEGEND

- A METROPOLITAN STATE ECONOMIC AREA
- 2 NONMETROPOLITAN STATE ECONOMIC AREA
- NOT IN MULTIPLE-UNIT AREA

MULTIPLE-UNIT OPERATIONS

County Table 1.—MULTIPLE-UNIT OPERATIONS.

Item (For definitions and explanations, see text)		Total, selected counties	Arkansas	Aahley	Bradley	Calhoun	Chicot	Clark	Clay
1	All farms.....number 1954...	91,939	1,661	2,135	1,092	756	1,855	1,656	2,605
2	1950.....	115,841	1,910	2,622	1,405	971	2,425	2,103	3,106
3	Land in farms.....acres 1954...	10,955,590	432,139	205,308	96,727	75,179	283,503	229,242	316,991
4	1950.....	11,305,241	436,275	225,697	109,546	90,841	272,816	237,760	319,372
5	Cropland harvested.....acres 1954...	4,565,426	229,627	73,332	18,807	14,152	101,813	31,241	165,941
6	1949.....	4,615,727	206,053	80,926	32,195	24,259	102,842	48,892	159,727
7	Corn harvested for grain.....farms reporting 1954...	37,051	312	900	516	410	728	599	1,482
8	1949.....	63,066	921	1,385	1,006	614	1,329	1,134	2,166
9	acres 1954...	466,481	2,644	7,985	4,168	4,154	7,450	8,956	22,553
10	1949.....	785,152	7,915	13,806	9,272	6,208	14,222	14,771	38,861
11	bushels 1954...	5,558,755	33,086	91,932	31,101	34,009	68,756	92,438	260,344
12	1949.....	15,343,508	167,299	262,707	182,320	105,926	250,522	243,370	825,241
13	Cotton harvested.....farms reporting 1954...	63,220	713	1,530	574	351	1,589	310	2,036
14	1949.....	87,858	967	1,752	930	606	2,118	879	2,557
15	acres 1954...	1,614,498	11,650	30,547	6,815	5,463	38,818	6,115	46,309
16	1949.....	2,365,196	16,457	41,472	13,072	12,560	60,627	16,490	64,762
17	bales 1954...	1,252,312	7,744	21,752	1,923	1,668	30,383	2,925	33,255
18	1949.....	1,518,320	9,584	21,968	6,196	5,079	21,205	4,294	51,387
19	Rice harvested.....farms reporting 1954...	3,562	728	50	52	4	65
20	1949.....	2,938	721	23	26	...	35
21	acres 1954...	664,486	105,693	10,133	16,465	755	12,610
22	1949.....	410,832	91,968	7,250	5,695	...	6,372
23	bushels 1954...	39,759,942	6,827,730	546,948	1,005,991	43,275	638,716
24	1949.....	19,879,314	4,402,237	380,940	315,109	...	309,280
25	Peanuts harvested for picking or threshing.....farms reporting 1954...	1,486	10	21	28	50	14	81	12
26	1949.....	3,397	25	74	83	108	25	183	1
27	acres 1954...	2,117	10	19	49	84	16	78	5
28	1949.....	3,267	27	40	60	79	12	225	1
29	pounds 1954...	422,657	4,202	5,815	6,276	12,641	4,790	12,660	1,768
30	1949.....	1,025,348	6,498	12,369	26,739	30,624	4,479	51,625	224
31	Horses and/or mules.....farms reporting 1954...	34,870	739	1,136	712	492	923	952	736
32	1950.....	65,871	1,344	1,887	1,079	711	1,574	1,473	2,047
33	number 1954...	75,952	1,626	2,176	885	885	2,133	1,952	1,434
34	1950.....	176,747	3,925	5,246	2,394	1,425	4,472	3,622	4,908
35	Multiple-unit operations.....number 1954...	6,525	138	103	23	24	159	43	112
36	1950.....	7,430	131	110	62	21	156	54	100
37	Subunits in multiple-unit operations.....number 1954...	28,676	394	544	56	56	626	118	253
38	1950.....	34,892	358	548	144	44	633	142	230
39	Home farms.....number 1954...	6,199	134	97	23	24	151	43	109
40	1950.....	6,817	129	103	62	19	153	54	96
41	Cropper farms.....number 1954...	22,477	260	447	33	32	475	75	144
42	1950.....	28,075	229	445	82	25	480	88	134
43	Land owned by landlord.....acres 1954...	2,365,740	107,615	73,810	9,880	9,305	87,694	19,040	21,953
44	1950.....	2,510,628	105,576	76,901	15,080	5,036	93,112	24,898	25,346
45	Land rented from others by landlord.....acres 1954...	1,262,342	35,337	18,607	12	1,171	30,713	11,746	17,435
46	1950.....	1,191,800	25,007	13,422	1,022	704	22,342	6,857	11,315
47	Land in multiple-unit operations.....acres 1954...	3,183,143	117,386	76,848	9,289	9,590	105,948	29,362	36,193
48	1950.....	3,092,436	110,798	73,193	15,447	5,360	105,015	28,928	27,362
49	Home farms.....acres 1954...	2,673,888	93,882	68,018	8,342	7,858	95,855	26,441	29,905
50	1950.....	2,510,262	89,576	65,079	13,024	4,169	96,880	25,605	22,212
51	Cropper farms.....acres 1954...	509,255	23,504	8,830	947	1,732	10,093	2,921	6,288
52	1950.....	582,174	21,222	8,114	2,423	1,191	8,135	3,323	5,150
53	Cropland harvested.....acres 1954...	1,761,419	57,846	29,361	1,568	2,064	45,230	6,816	19,192
54	1949.....	1,634,600	53,426	21,409	4,555	2,076	37,811	8,126	14,364
55	Corn harvested for grain.....multiple units reporting 1954...	4,500	29	73	18	22	90	37	69
56	1949.....	5,494	69	78	58	19	133	48	73
57	subunits reporting 1954...	9,523	37	161	26	38	144	80	94
58	1949.....	12,588	102	211	95	28	329	98	115
59	acres 1954...	142,079	331	2,943	314	631	2,304	2,227	1,877
60	1949.....	196,046	1,060	2,755	1,187	401	5,655	2,156	2,773
61	bushels 1954...	2,113,392	3,691	42,621	2,352	5,839	25,192	28,341	26,704
62	1949.....	4,033,904	22,750	48,177	22,990	8,971	101,171	35,277	67,535
63	Cotton harvested.....multiple units reporting 1954...	6,298	105	102	19	24	154	34	110
64	1949.....	7,157	89	103	55	21	152	51	98
65	subunits reporting 1954...	26,549	201	521	36	36	569	73	200
66	1949.....	32,074	169	455	105	36	575	113	186
67	acres 1954...	755,914	3,806	12,829	593	1,071	18,330	1,898	5,491
68	1949.....	971,295	3,618	11,072	1,978	1,243	20,785	3,078	5,621
69	bales 1954...	652,803	2,915	9,338	176	372	15,954	1,108	4,326
70	1949.....	708,135	2,083	5,744	977	608	7,882	802	4,680
71	Rice harvested.....multiple units reporting 1954...	608	107	3	19	...	7
72	1949.....	289	98	1	1	...	4
73	subunits reporting 1954...	776	166	5	26	...	8
74	1949.....	409	152	2	1	...	4
75	acres 1954...	157,780	27,038	2,110	7,312	...	1,845
76	1949.....	65,185	20,402	590	639	...	850
77	bushels 1954...	9,149,931	1,637,726	127,000	392,200	...	97,977
78	1949.....	3,121,668	992,626	35,750	44,000	...	23,760
79	Peanuts harvested for picking or threshing.....multiple units reporting 1954...	38	2	1	...	3	...
80	1949.....	30	1	...	6
81	subunits reporting 1954...	45	2	1	...	5	...
82	1949.....	30	1	...	6
83	acres 1954...	80	3	4	...	5	...
84	1949.....	41	1	...	10
85	pounds 1954...	25,260	155	500	...	700	...
86	1949.....	14,630	300	...	4,300
87	Horses and/or mules.....multiple units reporting 1954...	3,380	92	78	18	20	115	36	37
88	1950.....	5,504	105	100	61	20	130	44	76
89	number 1954...	14,581	297	480	74	43	466	231	81
90	1950.....	33,705	593	854	249	67	711	215	291
91	Farms not in multiple units.....number 1954...	63,263	1,267	1,591	1,036	700	1,229	1,538	2,352
92	1950.....	80,949	1,552	2,074	1,261	927	1,792	1,961	2,876
93	Land in farms not in multiple units.....acres 1954...	7,772,447	314,753	128,460	87,438	65,589	177,555	199,880	280,798
94	1950.....	8,212,805	325,477	152,504	94,099	85,481	167,801	208,832	292,010

MULTIPLE-UNIT OPERATIONS

County Table 1.—MULTIPLE-UNIT OPERATIONS.

Item (For definitions and explanations, see text)		Jackson	Jefferson	Lafayette	Lawrence	Lee	Lincoln	Little River	Lonoke	Miller
1	All farms.....number 1954...	1,980	3,660	1,136	1,777	3,230	2,031	936	2,992	1,548
2	1950.....	2,222	5,079	1,436	2,376	3,734	2,874	1,206	3,596	2,022
3	Land in farms.....acres 1954...	243,867	344,810	137,244	267,047	270,427	231,377	171,313	414,961	204,396
4	1950.....	330,428	340,216	140,634	299,811	283,449	232,501	193,383	417,355	209,497
5	Cropland harvested.....acres 1954...	188,248	171,871	36,801	114,106	151,795	95,989	27,945	195,074	35,912
6	1949.....	146,050	178,559	50,169	107,872	154,056	98,777	40,755	192,067	60,259
7	Corn harvested for grain.....farms reporting 1954...	503	1,054	470	913	1,794	826	262	1,003	388
8	1949.....	1,162	2,169	763	1,542	2,294	1,332	630	1,709	845
9	acres 1954...	6,268	9,898	5,385	19,312	21,411	10,742	2,899	9,452	3,955
10	1949.....	16,662	18,573	7,290	31,177	28,847	15,091	8,164	14,319	8,426
11	bushels 1954...	63,364	146,350	82,182	324,723	242,861	135,244	35,441	120,471	36,445
12	1949.....	272,505	445,824	129,798	613,843	511,427	314,847	154,732	290,038	170,541
13	Cotton harvested.....farms reporting 1954...	1,618	2,797	650	1,114	3,016	1,610	320	2,105	547
14	1949.....	1,896	4,212	1,026	1,642	3,506	2,392	641	2,920	1,019
15	acres 1954...	56,387	80,888	17,653	24,194	70,172	44,089	7,534	62,332	13,307
16	1949.....	82,650	128,933	34,206	44,416	93,747	64,133	15,164	101,264	36,310
17	bales 1954...	42,032	61,498	10,564	14,328	58,169	33,478	4,044	38,586	6,173
18	1949.....	39,713	79,000	17,110	23,186	61,908	31,727	6,460	53,368	12,647
19	Rice harvested.....farms reporting 1954...	181	94	4	52	110	54	2	343	5
20	1949.....	156	38	1	24	57	22	...	274	...
21	acres 1954...	30,505	26,930	1,100	8,556	15,428	16,144	300	61,307	1,050
22	1949.....	20,501	8,074	640	4,749	6,234	5,276	...	42,807	...
23	bushels 1954...	1,732,423	1,439,425	38,700	517,556	953,930	786,463	8,500	3,657,191	38,500
24	1949.....	952,834	384,923	30,000	210,307	312,970	296,506	...	2,115,417	...
25	Peanuts harvested for picking or threshing.....farms reporting 1954...	10	37	26	3	26	8	12	35	13
26	1949.....	17	139	64	11	69	74	42	44	62
27	acres 1954...	13	29	39	4	12	247	52	37	18
28	1949.....	21	116	70	8	7	60	132	33	57
29	pounds 1954...	2,460	6,887	4,065	1,900	5,431	10,805	15,301	11,172	2,385
30	1949.....	9,349	25,608	13,898	4,042	8,372	22,482	52,231	11,869	19,335
31	Horses and/or mules.....farms reporting 1954...	469	1,095	469	637	1,249	889	578	980	817
32	1950.....	1,172	2,312	795	1,636	2,163	896	896	1,950	1,297
33	number 1954...	1,011	2,598	932	1,299	3,055	2,230	1,537	1,837	1,774
34	1950.....	2,863	6,569	2,107	4,131	6,822	4,256	3,052	4,720	3,397
35	Multiple-unit operations.....number 1954...	154	320	87	99	428	192	25	264	57
36	1950.....	132	424	84	90	410	298	47	308	89
37	Subunits in multiple-unit operations.....number 1954...	553	1,872	362	230	1,762	761	132	1,016	186
38	1950.....	538	2,665	353	222	1,769	1,221	204	1,162	335
39	Home farms.....number 1954...	151	312	82	97	401	183	21	258	57
40	1950.....	121	385	75	83	380	259	45	277	86
41	Cropper farms.....number 1954...	402	1,560	280	133	1,361	578	111	758	129
42	1950.....	417	2,280	278	139	1,389	962	159	885	249
43	Land owned by landlord.....acres 1954...	83,962	149,254	31,200	44,155	98,416	72,233	20,570	77,226	24,505
44	1950.....	97,100	160,279	29,582	37,641	115,140	60,259	37,501	72,721	37,130
45	Land rented from others by landlord.....acres 1954...	42,559	60,862	19,714	12,103	72,967	31,325	7,576	59,787	7,428
46	1950.....	26,362	60,633	10,677	9,549	62,547	33,268	22,633	52,333	14,014
47	Land in multiple-unit operations.....acres 1954...	113,136	193,140	49,872	43,852	156,539	88,436	27,146	124,172	30,916
48	1950.....	99,240	179,592	37,172	32,520	154,070	81,038	57,743	107,956	48,287
49	Home farms.....acres 1954...	96,289	167,259	43,616	37,593	128,512	76,073	23,353	108,759	28,046
50	1950.....	83,298	143,471	31,524	25,737	125,898	66,455	54,499	92,723	42,554
51	Cropper farms.....acres 1954...	16,847	25,881	6,256	6,259	28,027	12,363	3,793	15,413	2,870
52	1950.....	15,942	36,121	5,648	6,783	28,172	14,583	3,244	15,233	5,733
53	Cropland harvested.....acres 1954...	57,647	100,181	17,440	20,142	89,106	43,201	8,517	76,166	9,620
54	1949.....	40,499	108,805	16,049	14,659	81,315	43,238	12,687	67,049	21,632
55	Corn harvested for grain.....multiple units reporting 1954...	65	199	59	68	337	137	12	172	31
56	1949.....	98	298	51	71	348	227	35	207	60
57	subunits reporting 1954...	89	468	142	96	801	249	22	335	46
58	1949.....	186	853	114	125	853	415	69	327	67
59	acres 1954...	1,388	5,314	1,759	2,812	10,681	4,328	411	3,564	627
60	1949.....	4,221	8,409	1,011	3,237	13,015	5,521	1,618	4,042	1,882
61	bushels 1954...	17,282	93,614	32,638	43,401	138,250	61,513	4,645	55,563	6,672
62	1949.....	75,181	223,870	20,885	71,685	243,940	104,654	33,715	97,630	44,766
63	Cotton harvested.....multiple units reporting 1954...	153	316	85	93	426	192	25	255	55
64	1949.....	129	420	80	84	409	295	42	301	87
65	subunits reporting 1954...	509	1,800	328	186	1,680	731	125	953	159
66	1949.....	486	2,545	320	174	1,647	1,138	173	1,108	329
67	acres 1954...	18,249	48,677	8,452	5,057	41,987	21,683	3,014	33,202	5,581
68	1949.....	21,624	77,554	11,930	5,158	48,624	29,769	4,548	48,888	15,042
69	bales 1954...	13,450	38,309	5,586	3,218	36,713	17,091	1,954	22,957	2,668
70	1949.....	11,912	52,832	6,555	3,289	33,943	15,531	2,546	29,815	5,061
71	Rice harvested.....multiple units reporting 1954...	27	27	1	5	30	18	...	68	2
72	1949.....	15	9	...	2	12	4	...	28	...
73	subunits reporting 1954...	30	32	1	6	36	19	...	80	2
74	1949.....	24	10	...	2	18	8	...	29	...
75	acres 1954...	6,995	8,639	150	993	5,954	4,821	...	14,508	260
76	1949.....	3,869	1,937	...	243	3,879	1,125	...	4,936	...
77	bushels 1954...	369,689	467,332	6,000	54,157	397,064	228,067	...	807,701	8,500
78	1949.....	166,463	90,272	...	11,780	191,205	65,775	...	222,438	...
79	Peanuts harvested for picking or threshing.....multiple units reporting 1954...	...	3	1	...	1
80	1949.....	1	...
81	subunits reporting 1954...	...	3	1	...	2
82	1949.....	1	...
83	acres 1954...	...	4	3	...	1
84	1949.....	1	...
85	pounds 1954...	...	2,310	280	...	600
86	1949.....	100	...
87	Horses and/or mules....multiple units reporting 1954...	44	189	48	51	275	144	21	122	43
88	1950.....	82	315	48	69	343	234	41	208	74
89	number 1954...	131	1,015	162	141	950	604	75	318	247
90	1950.....	353	2,151	355	228	2,117	1,189	501	807	455
91	Farms not in multiple units.....number 1954...	1,427	1,788	774	1,547	1,468	1,270	804	1,976	1,362
92	1950.....	1,684	2,414	1,083	2,154	1,965	1,653	1,002	2,434	1,687
93	Land in farms not in multiple units.....acres 1954...	230,731	151,670	87,372	223,195	113,888	142,941	144,167	290,789	173,480
94	1950.....	231,188	160,624	103,462	267,291	129,379	151,463	135,640	309,399	161,210

MULTIPLE-UNIT OPERATIONS

Economic Area Table 1.—MULTIPLE-UNIT OPERATIONS.

Item (For definitions and explanations, see text)	Total, selected areas ¹								
	Total	Size of unit							
		Under 30 acres	30 to 49 acres	50 to 69 acres	70 to 99 acres	100 to 139 acres	140 to 179 acres	180 to 219 acres	220 to 259 acres
1 Multiple-unit operations.....number 1954...	6,525	125	283	241	540	682	606	481	442
2	1950...	7,622	208	474	442	812	899	787	536
3 Subunits in multiple-unit									
4 operations.....total number 1954...	28,676	267	634	584	1,287	1,683	1,603	1,417	1,361
5	1950...	35,898	448	1,072	1,080	2,055	2,438	2,237	1,647
6 Home farms.....number 1954...	6,199	72	214	198	509	648	581	463	435
7	1950...	6,989	90	346	344	720	818	755	515
8 Cropper farms.....number 1954...	22,477	195	420	386	778	1,035	1,022	954	926
9	1950...	28,909	358	726	736	1,335	1,620	1,482	1,132
10 Land in multiple-unit operations....total acres 1954...	3,183,143	2,578	11,072	14,166	44,391	79,644	95,516	95,183	105,079
11	1950...	3,192,384	4,376	18,642	25,874	67,049	104,871	124,083	105,545
12 Home farms.....acres 1954...	2,673,888	851	5,582	8,111	30,952	59,291	73,246	74,332	84,146
13	1950...	2,592,009	1,153	8,913	14,327	42,445	72,527	93,269	80,301
14 Cropper farms.....acres 1954...	509,255	1,727	5,490	6,055	13,439	20,353	22,270	20,851	20,933
15	1950...	600,375	3,223	9,729	11,547	24,604	30,344	30,814	25,244
16 Cropland harvested.....total acres 1954...	1,761,419	2,172	8,633	10,831	31,520	56,217	64,812	64,254	71,081
17	1949...	1,681,394	4,027	15,727	20,769	49,356	75,435	81,705	66,064
18 Corn harvested for									
19 grain.....multiple units reporting 1954...	4,500	46	182	165	400	504	424	344	341
20	1949...	5,633	56	294	303	611	681	610	349
21 subunits reporting 1954...	9,523	61	241	256	601	794	686	598	623
22	1949...	12,860	79	396	449	926	1,119	993	728
23 acres 1954...	142,079	239	1,338	1,783	5,244	8,437	7,883	7,257	8,269
24	1949...	200,333	300	2,346	3,566	8,267	12,267	12,012	9,141
25 bushels 1954...	2,113,392	3,386	14,474	20,114	61,082	85,762	83,605	87,574	107,049
26	1949...	4,119,057	6,467	45,421	64,657	163,008	245,843	237,757	185,847
27 Cotton harvested.....multiple units reporting 1954...	6,298	115	268	231	520	665	589	468	434
28	1949...	7,336	197	452	428	787	882	764	522
29 subunits reporting 1954...	26,549	212	527	518	1,132	1,522	1,451	1,309	1,249
30	1949...	32,959	385	955	968	2,223	2,010	1,489	1,332
31 acres 1954...	755,914	1,822	6,096	7,020	17,805	30,497	33,142	32,182	35,129
32	1949...	996,288	3,448	12,024	14,685	33,861	51,441	55,085	43,421
33 bales 1954...	652,803	1,652	5,151	5,992	14,621	24,881	27,112	26,072	29,204
34	1949...	717,667	2,586	8,603	10,274	23,934	36,932	37,460	29,558
35 Rice harvested.....multiple units reporting 1954...	608	1	5	...	5	8	8	19	18
36	1949...	289	4	2	10	6
37 subunits reporting 1954...	776	1	5	...	5	8	8	23	21
38	1949...	409	8	2	12	8
39 acres 1954...	157,780	5	103	...	259	319	436	1,607	1,699
40	1949...	65,185	123	117	450	1,233
41 bushels 1954...	9,149,931	325	4,980	...	15,935	21,350	25,892	114,595	106,931
42	1949...	3,121,668	5,090	5,450	22,142	59,876	24,325
43 Peanuts harvested for picking									
44 or threshing.....multiple units reporting 1954...	38	...	4	...	3	2	5	2	1
45	1949...	32	...	1	...	2	5	6	5
46 subunits reporting 1954...	45	...	4	...	5	2	7	2	1
47	1949...	32	...	1	...	2	5	6	5
48 acres 1954...	80	...	7	...	11	2	17	4	1
49	1949...	43	...	2	...	2	7	7	9
50 pounds 1954...	25,260	...	720	...	2,900	414	9,797	600	50
51	1949...	17,330	...	1,000	...	1,000	3,210	1,400	4,500
52 Horses and/or mules....multiple units reporting 1954...	3,380	43	124	114	266	320	267	219	213
53	1950...	5,643	77	295	290	565	642	586	413
54 number 1954...	14,581	95	286	298	669	813	637	556	608
55	1950...	34,473	192	845	963	1,918	2,177	2,081	1,310
56 Landlord-tenant operations containing multiple units:									
57 All subunits including home farm.....number 1954...	34,765	317	699	701	1,410	1,895	1,761	1,561	1,520
58	1950...	46,954	593	1,262	1,271	2,426	2,913	2,685	1,958
59 Land in all subunits including									
60 home farm.....acres 1954...	3,628,082	5,495	28,539	21,339	50,791	92,434	105,996	109,078	115,962
61	1950...	3,816,347	12,508	32,867	34,341	83,971	128,153	147,349	128,431
62 Owned by operator of multiple									
63 unit.....acres 1954...	2,365,740	4,562	25,869	16,090	32,604	54,049	61,085	61,118	60,221
64	1950...	2,594,369	10,833	25,523	23,578	53,343	72,774	83,262	76,323
65 Rented by operator of multiple									
66 unit.....acres 1954...	1,262,342	933	2,670	5,249	18,187	38,385	44,911	47,960	55,741
67	1950...	1,221,978	1,675	7,344	10,763	30,628	55,379	64,087	50,920
68 Subunits not included in									
69 multiple units.....operators reporting 1954...	1,764	33	37	35	75	110	109	78	97
70	1950...	2,665	70	83	106	148	213	204	154
number 1954...	6,089	50	65	117	123	212	158	144	159
1950...	11,056	145	190	191	371	475	448	311	402
Share tenants.....number 1954...	5,040	41	49	94	94	172	114	113	124
1950...	6,412	86	123	109	181	213	246	165	229
Other tenants, not croppers nor share									
tenants.....number 1954...	1,049	9	16	23	29	40	44	31	35
1950...	4,644	59	67	82	190	262	202	146	173
Land in subunits not included in multiple									
units.....acres 1954...	444,939	2,917	17,467	7,173	6,400	12,790	10,480	13,895	10,883
1950...	623,963	8,132	14,225	8,467	16,922	23,282	23,266	17,067	21,960

¹Data for 1950 include reports for Conway, Faulkner, and Pulaski Counties which were not included in 1954 multiple-unit area. See text.

BY SIZE OF UNIT: CENSUSES OF 1954 AND 1950

Total, selected areas ¹ —Continued			Area 3 (part) ¹												
Size of unit—Continued			Total	Size of unit											
260 to 499 acres	500 to 999 acres	1,000 acres and over		Under 30 acres	30 to 49 acres	50 to 69 acres	70 to 99 acres	100 to 139 acres	140 to 179 acres	180 to 219 acres	220 to 259 acres	260 to 499 acres	500 to 999 acres	1,000 acres and over	
899	995	1,231	152	3	2	5	9	12	13	8	17	45	26	12	1
1,349	947	720	429	5	13	16	28	41	43	37	33	101	72	40	2
3,523	5,888	10,429	366	6	4	10	19	24	28	18	40	109	69	39	3
5,932	6,613	10,894	1,601	10	34	43	67	93	95	92	82	264	306	515	4
880	987	1,212	150	3	2	4	8	12	13	8	17	45	26	12	5
1,318	933	715	398	1	7	11	23	39	42	33	33	99	71	5	6
2,643	4,901	9,217	216	3	2	6	11	12	15	10	23	64	43	27	7
4,614	5,680	10,179	1,203	9	27	32	44	54	53	59	49	165	235	476	8
325,909	694,066	1,715,539	76,442	59	79	289	774	1,384	2,036	1,617	3,964	16,518	17,113	32,609	9
478,675	658,970	1,497,828	194,880	106	525	921	2,368	4,854	6,754	7,260	7,720	35,267	48,457	80,648	10
267,611	583,632	1,486,134	67,386	47	58	163	440	1,067	1,791	1,347	2,955	13,864	14,932	30,722	11
377,702	538,040	1,281,398	159,950	15	139	354	1,368	3,317	5,208	5,371	6,173	28,805	40,616	68,584	12
58,298	110,434	229,405	9,056	12	21	126	334	317	245	270	1,009	2,654	2,181	1,887	13
100,973	120,930	216,430	34,930	91	386	567	1,000	1,537	1,546	1,889	1,547	6,462	7,841	12,064	14
219,614	418,265	814,020	24,807	13	48	101	363	633	1,038	869	2,080	7,362	7,523	4,777	15
285,797	366,624	650,178	83,612	103	393	649	1,350	2,843	3,462	3,493	4,649	16,609	21,408	28,653	16
581	654	859	92	2	4	6	6	7	14	28	16	9	17
1,026	741	543	329	...	7	10	22	29	33	30	27	87	54	30	18
1,125	1,763	2,775	133	4	4	8	7	8	18	40	25	19	19
2,220	2,213	3,102	593	...	9	14	34	45	49	51	43	148	117	83	20
16,416	28,058	57,155	2,726	24	35	52	82	67	165	793	813	688	21
35,028	40,187	67,709	11,725	...	47	115	238	576	571	561	989	2,902	3,158	2,568	22
245,606	436,648	968,092	30,162	300	502	714	805	605	1,691	8,124	10,360	7,061	23
695,731	861,062	1,425,285	254,040	...	953	2,050	4,315	9,007	12,764	11,375	19,385	58,854	80,091	55,246	24
868	952	1,188	133	1	1	3	8	9	12	8	17	38	24	12	25
1,303	897	674	398	4	13	15	26	39	40	36	30	93	66	36	26
3,251	5,490	9,888	272	1	1	5	12	12	23	14	32	85	57	30	27
5,434	6,108	10,219	1,337	8	28	29	52	77	71	76	70	214	246	466	28
97,336	169,934	324,951	7,154	4	18	36	140	213	390	254	689	2,378	1,827	1,205	29
178,324	216,853	345,441	40,118	86	321	398	770	1,468	2,046	1,903	2,249	7,902	10,382	12,593	30
79,554	146,722	291,842	4,330	2	7	21	77	113	236	125	422	1,424	1,051	852	31
126,045	155,174	258,088	18,501	30	145	172	357	621	1,007	907	1,037	3,668	4,804	5,753	32
139	199	206	3	2	33
62	85	99	1	1	34
159	253	293	3	2	35
78	105	168	1	1	36
21,491	49,670	82,191	765	350	37
8,272	16,169	38,230	150	150	38
1,246,358	2,831,679	4,781,886	52,000	23,000	39
384,315	718,814	1,901,656	6,624	6,624	40
4	7	10	3	1	41
4	3	...	2	2	42
5	8	11	3	1	43
4	3	...	2	44
13	9	16	3	1	45
4	5	...	2	46
2,589	3,710	4,480	500	200	47
970	1,890	...	2,700	2,700	48
425	555	834	69	2	...	3	4	6	6	3	10	17	11	7	49
1,068	769	596	338	1	6	8	22	34	36	29	28	88	55	31	50
1,370	2,517	6,732	167	2	...	6	8	13	14	6	28	40	32	18	51
5,412	6,411	11,608	1,507	1	17	21	67	94	118	92	79	342	331	345	52
4,052	7,067	13,782	440	7	4	10	19	27	29	19	43	127	83	72	53
7,301	8,901	15,760	2,053	15	44	47	73	107	111	107	94	341	427	687	54
367,949	783,907	1,946,592	81,795	77	79	289	774	1,730	2,207	1,653	4,026	17,766	18,063	35,131	55
554,695	798,964	1,772,456	225,409	318	1,171	1,015	2,474	5,193	7,643	7,914	8,356	41,753	56,591	92,981	56
193,379	449,409	1,407,354	61,859	77	79	289	722	1,496	1,254	1,105	2,827	11,559	11,367	31,084	57
330,516	499,771	1,346,754	169,851	298	1,096	915	2,117	3,304	5,241	5,990	4,584	29,604	36,704	79,998	58
174,570	334,498	539,238	19,936	52	234	953	548	1,199	6,207	6,696	4,047	59
224,179	299,193	425,702	55,598	20	75	100	357	1,889	2,402	1,924	3,772	12,149	19,887	12,983	60
217	395	578	37	1	3	1	1	2	12	10	7	61
496	531	509	164	1	4	4	3	9	11	9	9	44	42	28	62
529	1,179	3,353	74	1	3	1	1	3	18	14	33	63
1,369	2,288	4,866	452	5	10	4	6	14	16	15	12	77	121	172	64
388	951	2,900	56	1	2	...	1	3	13	9	27	65
840	1,287	2,933	312	1	6	1	2	4	11	11	8	56	86	126	66
141	228	453	18	1	1	5	5	6	67
529	1,001	1,933	140	4	4	3	4	10	5	4	4	21	35	46	68
42,040	89,841	231,053	5,353	18	346	171	36	62	1,248	950	2,522	69
76,020	139,994	274,628	30,529	212	646	94	106	339	889	654	636	6,486	8,134	12,333	70

MULTIPLE-UNIT OPERATIONS

Economic Area Table 1.—MULTIPLE-UNIT OPERATIONS,

Item (For definitions and explanations, see text)	Area 5								
	Total	Size of unit							
		Under 30 acres	30 to 49 acres	50 to 69 acres	70 to 99 acres	100 to 139 acres	140 to 179 acres	180 to 219 acres	220 to 259 acres
1 Multiple-unit operations.....number 1954...	474	6	18	11	31	37	50	45	36
2 1950...	626	7	18	20	42	69	68	59	54
3 Subunits in multiple-unit operations.....total number 1954...	1,428	14	36	25	67	81	111	108	84
4 1950...	1,979	14	39	45	90	158	166	132	129
5 Home farms.....number 1954...	462	5	16	9	31	36	49	44	36
6 1950...	591	4	13	12	36	62	66	58	54
7 Cropper farms.....number 1954...	966	9	20	16	36	45	62	64	48
8 1950...	1,388	10	26	33	54	96	100	74	75
9 Land in multiple-unit operations...total acres 1954...	223,744	112	699	659	2,588	4,343	7,920	9,014	8,631
10 1950...	292,082	150	704	1,145	3,429	8,115	10,888	11,540	12,782
11 Home farms.....acres 1954...	197,757	45	448	422	1,981	3,465	6,407	7,557	6,937
12 1950...	255,740	53	314	482	1,953	5,397	8,262	9,481	10,582
13 Cropper farms.....acres 1954...	25,987	67	251	237	607	878	1,513	1,457	1,694
14 1950...	36,342	97	390	663	1,476	2,718	2,626	2,059	2,200
15 Cropland harvested.....total acres 1954...	61,703	74	331	403	900	1,412	3,128	3,308	3,066
16 1949...	93,405	123	453	714	1,817	3,874	5,200	4,254	4,636
17 Corn harvested for grain.....multiple units reporting 1954...	362	2	12	10	27	31	38	35	29
18 1949...	518	2	10	14	32	61	59	54	50
19 subunits reporting 1954...	684	3	16	12	38	47	66	56	50
20 1949...	1,030	4	14	23	46	99	94	89	85
21 acres 1954...	8,376	8	95	102	313	437	676	631	679
22 1949...	14,197	20	87	210	403	1,045	1,009	926	1,010
23 bushels 1954...	97,775	46	517	808	3,143	3,885	6,434	5,442	6,758
24 1949...	268,908	400	1,097	4,770	6,448	17,469	19,108	15,702	17,933
25 Cotton harvested.....multiple units reporting 1954...	425	5	12	10	23	31	44	39	35
26 1949...	579	7	13	16	37	65	65	56	47
27 subunits reporting 1954...	1,123	8	16	19	36	50	69	87	65
28 1949...	1,633	12	24	32	60	121	128	99	92
29 acres 1954...	27,004	42	137	233	368	612	1,264	1,781	1,429
30 1949...	49,947	96	298	401	1,059	1,981	2,840	2,227	2,347
31 bales 1954...	14,561	21	58	107	135	252	582	939	690
32 1949...	21,879	52	134	208	450	889	1,094	1,018	1,019
33 Rice harvested.....multiple units reporting 1954...	3
34 1949...
35 subunits reporting 1954...	3
36 1949...
37 acres 1954...	410
38 1949...
39 bushels 1954...	14,500
40 1949...
41 Peanuts harvested for picking or threshing.....multiple units reporting 1954...	11	...	2	...	1	1	1	1	1
42 1949...	9	2	3	...	1
43 subunits reporting 1954...	12	...	2	...	1	1	2	1	1
44 1949...	9	2	3	...	1
45 acres 1954...	24	...	4	...	1	1	2	2	1
46 1949...	13	4	3	...	2
47 pounds 1954...	3,692	...	530	...	50	50	212	400	50
48 1949...	5,170	1,860	630	...	1,000
49 Horses and/or mules....multiple units reporting 1954...	343	5	12	8	26	29	34	29	28
50 1950...	518	3	10	13	30	59	61	54	47
51 number 1954...	1,216	8	29	20	59	71	88	71	81
52 1950...	3,128	15	48	41	107	205	219	189	205
53 Landlord-tenant operations containing multiple units: All subunits including home farm.....number 1954...	1,647	15	40	26	68	90	120	115	99
54 1950...	2,517	22	43	60	100	183	192	146	162
55 Land in all subunits including home farm.....acres 1954...	233,989	270	716	1,901	2,589	4,663	8,327	9,315	8,953
56 1950...	310,586	756	916	2,201	3,627	9,288	12,379	12,293	13,285
57 Owned by operator of multiple unit.....acres 1954...	173,652	231	635	1,609	2,407	4,239	6,777	6,718	7,496
58 1950...	238,191	731	752	2,079	3,134	7,925	9,657	10,809	10,473
59 Rented by operator of multiple unit.....acres 1954...	60,337	39	81	292	182	424	1,550	2,597	1,457
60 1950...	72,395	25	164	122	493	1,363	2,722	1,484	2,812
61 Subunits not included in multiple units.....operators reporting 1954...	117	1	4	1	1	5	8	5	9
62 1950...	208	3	4	6	8	18	18	12	22
63 number 1954...	219	1	4	1	1	9	9	7	15
64 1950...	538	8	4	15	10	25	26	14	33
65 Share tenants.....number 1954...	171	1	2	...	1	5	6	5	10
66 1950...	309	6	2	8	3	14	8	8	18
67 Other tenants, not croppers nor share tenants.....number 1954...	48	...	2	1	...	4	3	2	5
68 1950...	229	2	2	7	7	11	18	6	15
69 Land in subunits not included in multiple units.....acres 1954...	10,245	158	17	1,242	1	320	407	301	322
70 1950...	18,504	606	212	1,056	198	1,173	1,491	753	503

BY SIZE OF UNIT: CENSUSES OF 1954 AND 1950—Continued

Area 5—Continued				Area 6												
Size of unit—Continued			Total	Size of unit												
260 to 499 acres	500 to 999 acres	1,000 acres and over		Under 30 acres	30 to 49 acres	50 to 69 acres	70 to 99 acres	100 to 139 acres	140 to 179 acres	180 to 219 acres	220 to 259 acres	260 to 499 acres	500 to 999 acres	1,000 acres and over		
56	77	107	367	9	18	16	30	37	32	26	20	14	53	112	1	
138	85	66	453	12	19	26	49	50	43	33	28	88	64	41	2	
182	257	463	1,275	20	39	36	66	83	73	58	55	60	215	570	3	
422	352	432	1,440	26	39	55	106	112	103	92	69	277	216	345	4	
55	75	106	356	6	16	15	30	37	28	26	20	14	53	111	5	
135	85	66	427	8	16	20	45	48	41	32	28	86	62	41	6	
127	182	357	919	14	23	21	36	46	45	32	35	46	162	459	7	
287	267	366	1,013	18	23	35	61	64	62	60	41	191	154	304	8	
20,220	52,298	117,260	200,276	177	731	932	2,450	4,187	5,033	5,149	4,833	5,340	38,588	132,856	9	
48,986	59,245	135,098	214,551	241	725	1,520	4,156	5,983	6,718	6,456	6,678	31,297	42,397	108,380	10	
17,515	46,682	106,298	175,878	69	485	522	1,806	3,286	3,626	4,246	3,956	4,503	33,757	119,622	11	
40,975	50,870	127,371	189,436	103	405	873	2,873	4,572	5,393	4,908	5,169	25,994	36,895	102,251	12	
2,705	5,616	10,962	24,398	108	246	410	644	901	1,407	903	877	837	4,831	13,234	13	
8,011	8,375	7,727	25,115	138	320	647	1,283	1,411	1,325	1,548	1,509	5,303	5,502	6,129	14	
6,260	15,267	27,554	60,153	142	369	366	1,050	1,642	1,805	1,887	1,991	2,161	11,818	36,922	15	
19,834	19,650	32,850	59,867	187	433	834	1,931	2,514	2,267	2,847	2,302	11,076	13,605	21,871	16	
42	53	83	273	4	12	8	26	26	21	21	16	10	42	87	17	
113	72	51	373	6	14	19	40	45	40	28	25	69	53	34	18	
83	112	201	537	6	17	10	45	36	31	32	29	22	103	206	19	
246	185	145	755	8	18	30	61	71	65	49	47	162	104	140	20	
967	1,489	2,979	8,879	22	77	65	346	331	272	317	405	274	1,796	4,974	21	
3,249	2,968	3,270	9,783	23	92	210	501	646	590	528	630	2,031	2,147	2,385	22	
13,580	18,181	38,981	107,304	145	606	971	3,964	2,497	2,220	2,731	6,786	3,825	24,890	58,669	23	
58,977	58,842	68,162	175,782	376	1,789	3,444	10,356	14,250	11,181	12,346	10,393	31,226	50,588	29,833	24	
52	76	98	333	8	14	12	25	36	29	24	18	11	52	104	25	
129	82	62	409	8	12	24	41	47	36	31	28	82	63	37	26	
151	221	401	1,040	16	23	23	48	59	55	44	39	48	182	503	27	
371	302	392	1,123	14	22	35	70	84	71	74	56	222	184	291	28	
3,295	6,203	11,640	24,261	120	217	275	494	823	930	1,007	1,214	961	5,191	13,029	29	
11,177	10,044	17,477	25,746	145	259	436	965	1,281	999	1,462	1,212	5,735	6,254	6,998	30	
2,025	3,613	6,139	15,689	87	151	218	252	434	600	621	661	621	3,422	8,616	31	
4,824	4,179	8,012	11,859	69	135	239	479	608	471	725	415	2,651	2,438	3,629	32	
...	...	3	8	2	6	33
...	...	5	4	34
...	...	3	13	2	11	35
...	...	7	6	36	36
...	...	410	3,980	645	3,335	37
...	...	2,606	3	2,603	38	38
...	...	14,500	218,190	46,000	172,190	39
...	124,793	130	124,663	40	40
1	2	1	16	...	1	...	1	1	4	1	...	1	2	5	41	
1	2	...	20	...	1	...	2	3	3	5	2	3	3	...	42	
1	2	1	21	...	1	...	2	1	5	1	...	2	3	6	43	
1	2	...	20	...	1	...	2	3	3	5	2	3	1	...	44	
9	3	1	44	...	2	...	9	1	15	2	...	2	2	11	45	
1	3	...	27	...	2	...	2	3	4	6	5	3	2	...	46	
2,000	300	100	17,189	...	40	...	2,250	364	9,585	200	...	200	1,050	3,500	47	
400	1,280	...	9,160	...	1,000	...	1,000	1,350	770	3,060	800	570	610	...	48	
40	50	82	295	5	12	14	28	33	24	16	16	12	42	93	49	
113	72	56	405	9	17	22	43	45	39	31	23	80	59	37	50	
141	186	462	1,372	14	26	25	74	82	52	43	43	35	171	807	51	
588	534	977	2,323	19	47	89	153	146	119	116	79	501	403	651	52	
211	319	544	1,903	22	42	37	69	86	82	65	57	71	287	1,085	53	
500	460	649	2,419	36	53	75	139	128	138	122	85	399	363	881	54	
21,065	54,290	121,900	223,827	209	808	933	2,515	4,362	5,211	5,428	4,951	5,577	40,518	153,315	55	
51,606	62,560	141,675	248,837	428	986	2,320	5,054	6,672	7,778	7,666	7,186	35,498	46,472	128,777	56	
15,393	40,292	87,855	180,349	142	740	826	2,129	3,880	4,784	4,423	3,239	4,250	31,200	124,736	57	
37,983	45,057	109,591	188,966	324	803	1,959	4,150	6,105	6,910	6,455	6,240	29,466	38,990	87,564	58	
5,672	13,998	34,045	43,478	67	68	107	386	482	427	1,005	1,712	1,327	9,318	28,579	59	
13,623	17,503	32,084	59,871	104	183	361	904	567	868	1,211	946	6,032	7,482	41,213	60	
16	32	35	116	2	2	1	2	3	7	5	2	7	23	62	61	
33	44	40	196	3	3	9	14	14	13	11	11	40	42	36	62	
29	62	81	628	2	3	1	3	3	9	7	2	11	72	515	63	
78	108	217	979	10	14	20	33	16	35	30	16	122	147	536	64	
21	53	67	587	2	2	...	3	1	7	7	1	8	64	492	65	
54	68	120	701	9	13	11	22	6	19	17	9	78	105	412	66	
8	9	14	41	...	1	1	...	2	2	...	1	3	8	23	67	
24	40	97	278	1	1	9	11	10	16	13	7	44	42	124	68	
845	1,992	4,640	23,551	32	77	1	65	175	178	279	118	237	1,930	20,459	69	
2,620	3,315	6,577	24,286	187	261	800	898	689	1,060	1,210	508	4,201	4,075	20,397	70	

MULTIPLE-UNIT OPERATIONS

Economic Area Table 1.—MULTIPLE-UNIT OPERATIONS,

Item (For definitions and explanations, see text)	Area 7a								
	Total	Size of unit							
		Under 30 acres	30 to 49 acres	50 to 69 acres	70 to 99 acres	100 to 139 acres	140 to 179 acres	180 to 219 acres	220 to 259 acres
1 Multiple-unit operations.....number 1954...	1,701	16	51	40	132	217	194	140	128
2 1950...	1,695	16	66	73	206	239	199	140	105
3 Subunits in multiple-unit operations.....total number 1954...	6,388	32	112	85	289	493	477	368	361
4 1950...	7,371	33	150	171	487	596	506	389	323
5 Home farms.....number 1954...	1,611	9	34	38	121	205	183	131	125
6 1950...	1,555	8	39	58	182	220	183	136	99
7 Cropper farms.....number 1954...	4,777	23	78	47	168	288	294	237	236
8 1950...	5,816	25	111	113	305	376	323	253	224
9 Land in multiple-unit operations.....total acres 1954...	768,517	298	1,994	2,403	10,813	25,513	30,464	27,626	30,501
10 1950...	671,892	304	2,622	4,360	16,849	27,916	31,143	27,568	25,152
11 Home farms.....acres 1954...	624,014	77	706	1,460	7,075	18,558	22,294	20,121	23,946
12 1950...	518,765	64	915	2,460	10,182	18,791	22,110	20,570	18,580
13 Cropper farms.....acres 1954...	144,503	221	1,288	943	3,738	6,955	8,170	7,505	6,555
14 1950...	153,127	240	1,707	1,900	6,667	9,125	9,033	6,998	6,572
15 Cropland harvested.....total acres 1954...	444,922	226	1,491	1,854	8,441	19,428	21,853	19,804	22,185
16 1949...	353,073	271	2,100	3,387	12,936	21,341	20,809	17,986	16,899
17 Corn harvested for grain.....multiple units reporting 1954...	1,106	2	26	26	94	160	130	92	101
18 1949...	1,239	3	34	49	156	185	147	104	79
19 subunits reporting 1954...	2,022	2	30	34	135	243	202	147	175
20 1949...	2,805	7	43	71	233	296	227	171	146
21 acres 1954...	34,018	18	163	320	1,289	3,213	2,838	2,249	2,838
22 1949...	46,036	23	285	720	2,465	4,297	3,711	2,646	2,864
23 bushels 1954...	382,401	240	1,578	3,126	12,794	30,640	23,812	21,654	30,223
24 1949...	906,692	560	4,850	13,400	47,834	92,069	71,002	53,835	65,268
25 Cotton harvested.....multiple units reporting 1954...	1,653	13	49	40	130	213	191	137	126
26 1949...	1,629	14	63	71	201	233	192	136	102
27 subunits reporting 1954...	5,827	19	90	71	252	452	431	336	333
28 1949...	6,736	23	127	150	443	540	454	356	293
29 acres 1954...	175,531	203	1,111	1,021	4,650	10,053	10,319	9,152	10,407
30 1949...	210,572	195	1,646	2,375	8,849	14,258	13,495	11,691	10,465
31 bales 1954...	143,795	210	937	801	3,798	8,155	8,247	7,136	8,794
32 1949...	158,418	189	1,428	1,789	7,240	11,425	10,033	8,749	7,865
33 Rice harvested.....multiple units reporting 1954...	192	1	1	...	1	2	1	7	3
34 1949...	99	4	7	2
35 subunits reporting 1954...	245	1	1	...	1	2	1	10	3
36 1949...	132	5	11	3
37 acres 1954...	47,888	5	36	...	65	105	50	454	389
38 1949...	19,589	269	549	286
39 bushels 1954...	2,832,897	325	2,000	...	4,000	6,050	4,000	31,450	21,741
40 1949...	941,811	12,760	25,900	10,356
41 Peanuts harvested for picking or threshing.....multiple units reporting 1954...	2
42 1949...
43 subunits reporting 1954...	2
44 1949...
45 acres 1954...	2
46 1949...
47 pounds 1954...	389
48 1949...
49 Horses and/or mules....multiple units reporting 1954...	591	1	6	8	39	75	63	52	45
50 1950...	1,222	3	31	47	143	174	143	102	79
51 number 1954...	2,001	2	12	21	90	179	148	129	115
52 1950...	6,259	8	88	134	454	538	448	329	256
53 Landlord-tenant operations containing multiple units: All subunits including home farm.....number 1954...	7,740	37	128	96	311	568	530	413	391
54 1950...	9,515	47	198	219	577	682	603	463	411
55 Land in all subunits including home farm.....acres 1954...	910,864	729	6,630	2,796	12,043	30,962	33,923	32,935	32,511
56 1950...	857,476	1,340	7,881	7,178	22,098	34,226	39,836	33,677	30,116
57 Owned by operator of multiple unit.....acres 1954...	580,088	701	6,368	1,715	6,967	16,193	18,359	17,569	13,890
58 1950...	567,815	1,315	7,224	5,273	14,362	18,793	21,290	17,437	16,452
59 Rented by operator of multiple unit.....acres 1954...	330,776	28	262	1,081	5,076	14,769	15,564	15,366	18,621
60 1950...	289,661	25	657	1,905	7,736	15,433	18,546	16,240	13,664
61 Subunits not included in multiple units.....operators reporting 1954...	423	4	6	8	15	31	43	20	22
62 1950...	525	7	10	23	35	48	44	40	27
63 number 1954...	1,352	5	16	11	22	75	53	45	30
64 1950...	2,144	14	48	48	90	86	97	74	88
65 Share tenants.....number 1954...	1,198	5	16	8	17	65	40	39	28
66 1950...	1,218	10	32	23	43	48	58	34	50
67 Other tenants, not croppers nor share tenants.....number 1954...	154	3	5	10	13	6	2
68 1950...	926	4	16	25	47	38	39	40	38
69 Land in subunits not included in multiple units.....acres 1954...	142,347	431	4,636	393	1,230	5,449	3,459	5,309	2,010
70 1950...	185,584	1,036	5,259	2,818	5,249	6,310	8,693	6,109	4,964

MULTIPLE-UNIT OPERATIONS

Economic Area Table 1.—MULTIPLE-UNIT OPERATIONS,

Item (For definitions and explanations, see text)	Area 8a								
	Total	Size of unit							
		Under 30 acres	30 to 49 acres	50 to 69 acres	70 to 99 acres	100 to 139 acres	140 to 179 acres	180 to 219 acres	220 to 259 acres
1 Multiple-unit operations.....number 1954...	2,482	63	141	123	249	254	224	170	145
2	1950...	2,765	113	228	205	313	355	261	159
3 Subunits in multiple-unit									
4 operations.....total number 1954...	13,185	136	325	323	634	697	667	584	504
5	1950...	15,931	243	523	519	849	1,062	859	583
6 Home farms.....number 1954...	2,323	34	102	95	236	235	218	163	142
7	1950...	2,505	49	175	160	278	318	256	154
8 Cropper farms.....number 1954...	10,862	102	223	228	398	462	449	421	362
9	1950...	13,426	194	348	359	571	744	603	438
10 Land in multiple-unit operations....total acres 1954...	1,076,090	1,322	5,399	7,251	20,375	29,689	35,358	33,629	34,363
11	1950...	1,057,327	2,425	8,915	11,991	25,867	41,231	41,320	31,466
12 Home farms.....acres 1954...	888,297	466	2,779	3,939	14,264	21,408	27,497	26,109	27,136
13	1950...	831,229	647	4,900	6,633	16,556	28,067	30,721	29,682
14 Cropper farms.....acres 1954...	187,793	856	2,620	3,312	6,111	8,281	7,861	7,514	7,227
15	1950...	226,098	1,778	4,415	5,358	9,311	13,164	10,599	7,784
16 Cropland harvested.....total acres 1954...	766,549	1,223	4,687	6,054	16,047	23,456	27,184	26,021	26,397
17	1949...	707,259	2,323	7,981	10,088	20,924	32,846	31,040	23,431
18 Corn harvested for									
19 grain.....multiple units reporting 1954...	1,845	30	103	88	193	191	166	126	115
20	1949...	1,967	32	146	133	227	254	188	104
21 subunits reporting 1954...	4,489	41	141	151	296	313	277	240	219
22	1949...	4,964	45	204	198	345	432	331	200
23 acres 1954...	65,457	149	814	982	2,598	3,020	2,971	2,635	3,006
24	1949...	82,689	182	1,181	1,429	3,106	4,130	3,871	2,627
25 bushels 1954...	1,138,783	2,484	9,564	11,739	30,899	32,953	36,491	35,537	43,897
26	1949...	1,749,647	4,095	25,021	25,184	62,373	78,351	78,116	58,740
27 Cotton harvested.....multiple units reporting 1954...	2,468	61	140	122	248	253	224	169	144
28	1949...	2,739	110	224	201	313	354	259	140
29 subunits reporting 1954...	12,788	121	296	305	596	669	644	562	490
30	1949...	15,239	220	495	495	794	1,012	818	554
31 acres 1954...	365,707	1,009	3,312	4,010	9,143	13,028	14,553	13,473	13,315
32	1949...	455,068	1,976	6,088	7,404	14,600	23,165	21,811	15,674
33 bales 1954...	351,661	1,012	3,119	3,746	8,158	11,604	13,181	12,072	12,201
34	1949...	380,405	1,608	4,882	5,892	11,555	18,185	17,069	12,519
35 Rice harvested.....multiple units reporting 1954...	114	...	3	1	3	6	3
36	1949...	24	1	2	1
37 subunits reporting 1954...	127	...	3	1	3	7	4
38	1949...	33	1	4	1
39 acres 1954...	29,000	...	47	45	212	671	290
40	1949...	7,158	20	211	165
41 bushels 1954...	1,708,673	...	2,640	3,000	11,000	46,345	24,000
42	1949...	341,045	1,200	8,650	7,150
43 Peanuts harvested for picking									
44 or threshing.....multiple units reporting 1954...	2	1
45	1949...
46 subunits reporting 1954...	3	2
47	1949...
48 acres 1954...	2	1
49	1949...
50 pounds 1954...	900	600
51	1949...
52 Horses and/or mules....multiple units reporting 1954...	1,246	22	64	52	121	106	96	69	70
53	1950...	1,911	42	141	129	200	219	181	98
54 number 1954...	6,210	54	152	149	313	290	223	186	222
55	1950...	14,254	104	400	444	722	823	752	429
56 Landlord-tenant operations containing multiple units:									
57 All subunits including home farm.....number 1954...	15,284	160	357	367	686	778	724	639	570
58	1950...	20,031	303	583	589	1,008	1,247	989	730
59 Land in all subunits including									
60 home farm.....acres 1954...	1,219,328	2,677	17,848	9,688	23,823	33,166	39,873	39,292	39,409
61	1950...	1,275,156	6,375	14,670	14,215	31,260	50,347	47,243	38,390
62 Owned by operator of multiple									
63 unit.....acres 1954...	698,839	2,227	16,324	7,102	14,398	17,474	20,468	19,900	18,532
64	1950...	774,406	5,621	11,045	8,809	18,612	23,924	22,276	19,788
65 Rented by operator of multiple									
66 unit.....acres 1954...	520,489	450	1,524	2,586	9,425	15,692	19,405	19,392	20,877
67	1950...	500,750	754	3,625	5,406	12,648	26,423	24,957	21,203
68 Subunits not included in									
69 multiple units.....operators reporting 1954...	631	18	19	19	32	43	33	30	35
70	1950...	929	34	32	44	56	67	53	54
71 number 1954...	2,099	24	32	44	52	81	57	55	66
72	1950...	4,100	60	60	70	159	185	130	127
73 Share tenants.....number 1954...	1,594	17	20	28	38	66	39	38	48
74	1950...	2,160	38	37	44	80	88	73	86
75 Other tenants, not croppers nor share									
76 tenants.....number 1954...	505	7	12	16	14	15	18	17	18
77	1,940	22	23	26	79	97	57	60	68
78 Land in subunits not included in multiple									
79 units.....acres 1954...	143,238	1,355	12,449	2,437	3,448	3,477	4,515	5,669	5,046
80	1950...	217,829	3,990	5,755	2,224	5,393	9,116	5,923	6,924

BY SIZE OF UNIT: CENSUSES OF 1954 AND 1950—Continued

Area 8a—Continued			Area 8b												
Size of unit—Continued			Total	Size of unit											
260 to 499 acres	500 to 999 acres	1,000 acres and over		Under 30 acres	30 to 49 acres	50 to 69 acres	70 to 99 acres	100 to 139 acres	140 to 179 acres	180 to 219 acres	220 to 259 acres	260 to 499 acres	500 to 999 acres	1,000 acres and over	
351 430	353 310	409 249	891 1,177	21 48	42 113	40 89	71 139	86 116	64 117	65 70	53 61	112 172	134 135	203 117	1 2
1,663 2,469	2,877 3,027	4,775 5,221	4,384 5,913	45 106	95 245	90 215	170 369	217 346	182 367	205 250	185 239	442 804	856 1,043	1,897 1,929	3 4
342 423	352 307	404 247	854 1,072	9 20	35 87	33 77	66 128	86 105	62 112	64 65	53 58	111 168	133 135	202 117	5 6
1,321 2,046	2,525 2,720	4,371 4,974	3,530 4,841	36 86	60 158	57 138	104 241	131 241	120 255	141 185	132 181	331 636	723 908	1,695 1,812	7 8
125,475 152,619	244,361 221,934	538,874 485,871	512,478 491,827	463 1,021	1,707 4,466	2,272 5,184	5,879 11,488	10,023 13,321	10,090 18,478	12,858 13,725	12,525 14,522	41,367 60,734	94,126 94,749	321,168 254,139	9 10
100,625 116,603	201,226 178,843	462,848 399,614	449,923 413,198	94 271	952 2,414	1,474 3,295	4,472 7,773	8,116 9,890	7,896 14,322	10,393 10,351	10,601 11,254	35,454 49,477	82,153 79,465	288,318 224,686	11 12
24,850 36,016	43,135 43,091	76,026 86,257	62,555 78,629	369 750	755 2,052	798 1,889	1,407 3,715	1,907 3,431	2,194 4,156	2,465 3,374	1,924 3,268	5,913 11,257	11,973 15,284	32,850 29,453	13 14
95,826 111,448	181,155 155,644	358,499 288,185	245,444 248,772	381 896	1,350 3,832	1,831 4,309	3,560 8,215	6,832 9,383	6,482 12,481	8,247 9,507	8,584 10,208	26,677 34,249	49,347 49,598	132,153 106,094	15 16
242 316	273 249	318 196	588 906	6 13	24 78	29 69	44 110	63 84	45 101	46 58	37 47	71 143	91 111	132 92	17 18
533 784	897 881	1,381 1,321	1,215 2,214	7 15	31 103	42 100	67 171	104 142	78 165	84 108	71 89	126 324	261 412	344 585	19 20
7,495 12,458	12,983 17,464	28,804 33,307	17,912 29,465	26 52	156 627	266 816	522 1,317	991 1,282	778 1,734	1,172 1,133	790 1,123	1,635 4,848	3,769 6,027	7,807 10,506	21 22
126,831 258,663	230,559 387,688	577,829 724,645	289,796 601,143	376 1,036	1,978 11,201	3,040 14,089	7,485 25,777	11,598 27,712	9,120 31,586	18,485 23,369	11,918 21,729	25,612 91,051	68,596 115,363	131,628 238,230	23 24
349 424	351 307	407 248	882 1,163	20 47	42 113	40 88	70 134	86 116	63 117	65 70	53 61	112 169	130 131	201 117	25 26
1,602 2,346	2,809 2,897	4,694 5,063	4,166 5,509	37 94	86 227	87 197	156 335	204 324	173 335	195 238	172 225	421 752	822 959	1,813 1,823	27 28
45,720 73,299	86,116 99,797	162,028 176,088	114,592 158,864	347 826	1,052 2,985	1,315 3,035	2,431 5,808	4,340 7,165	4,017 8,764	4,365 7,391	5,012 7,370	14,420 22,788	23,053 34,423	54,240 58,190	29 30
41,100 59,590	82,313 83,966	163,155 152,933	93,916 92,212	265 568	743 1,608	1,033 1,570	1,762 2,859	3,376 3,748	3,157 4,608	3,323 3,956	4,256 4,665	10,689 12,772	19,127 19,185	46,185 36,673	31 32
30 4	31 4	37 12	93 18	33 34
33 4	33 4	43 19	107 29	35 36
4,998 721	7,742 800	14,995 5,241	26,878 4,809	37 38
284,072 44,760	457,762 37,000	879,854 242,285	1,433,544 231,587	1,000 4,960	...	29,600 ...	3,600 ...	155,942 15,190	342,690 20,015	900,712 191,422	39 40
...	...	1	4	...	1	2	1	41
...	42
...	...	1	4	...	1	2	43
...	44
...	...	1	5	...	1	1	45
...	3	46
...	...	300	2,590	...	150	2,160	280	47
...	48
153 324	195 247	298 214	591 914	6 19	27 84	26 64	45 108	47 92	34 90	39 53	27 51	73 135	106 113	161 105	49 50
568 1,937	1,147 2,732	2,906 5,364	2,759 5,441	12 45	62 232	69 213	118 365	114 304	94 329	99 172	83 210	248 729	503 913	1,357 1,929	51 52
1,891 2,934	3,293 3,869	5,819 7,069	5,670 8,233	60 149	103 292	148 246	206 435	243 488	204 499	224 294	212 334	504 1,073	1,031 1,513	2,735 2,910	53 54
136,387 177,535	274,719 256,941	602,446 595,101	581,951 584,342	858 2,810	1,891 6,376	5,274 6,138	7,194 16,116	10,597 18,783	11,498 23,069	14,749 14,831	14,365 20,193	46,035 70,713	104,325 117,012	365,165 288,301	55 56
62,748 89,792	135,689 143,243	383,977 409,420	412,677 428,675	750 2,063	1,218 3,796	4,182 3,342	4,660 8,828	5,744 11,084	7,373 14,407	7,971 7,067	7,931 13,446	22,954 44,081	63,696 75,632	286,198 244,929	57 58
73,639 87,743	139,030 113,698	218,469 185,681	169,274 155,667	108 747	673 2,580	1,092 2,796	2,534 7,288	4,853 7,699	4,125 8,662	6,778 7,764	6,434 6,747	23,081 26,632	40,629 41,380	78,967 43,372	59 60
79 161 228 465	127 168 416 842	196 175 1,044 1,848	302 485 1,286 2,320	5 20 15 43	4 25 8 47	4 17 58 31	20 29 36 66	14 34 26 142	12 43 22 132	12 23 19 44	17 24 27 95	32 90 62 269	66 88 175 470	116 92 838 981	61 62 63 64
142 234	310 499	848 914	1,100 1,367	14 20	8 29	56 20	28 25	22 47	18 67	13 25	20 55	45 169	137 270	739 640	65 66
86 231	106 343	196 934	186 953	1 23	...	2 11	8 41	4 95	4 65	6 19	7 40	17 100	38 200	99 341	67 68
10,912 24,916	30,358 35,007	63,572 109,230	69,473 92,515	395 1,789	184 1,910	3,002 954	1,315 4,628	574 5,462	1,408 4,591	1,891 1,106	1,840 5,671	4,668 9,979	10,199 22,263	43,997 34,162	69 70

MULTIPLE-UNIT OPERATIONS

Economic Area Table 2.—MULTIPLE-UNIT OPERATIONS, BY COLOR AND

Item (For definitions and explanations, see text)	Area 5											
	All operators			Color and tenure of operator								
	Total	White	Non-white	Full owners			Part owners			Managers		
				Total	White	Non-white	Total	White	Non-white	Total	White	Non-white
1 Multiple-unit operations.....number 1954...	474	424	50	253	229	24	183	165	18	2	2	...
2 1950...	626	572	54	352	325	27	222	206	16	4	4	...
3 Subunits in multiple-unit												
4 operations.....total number 1954...	1,428	1,302	126	772	714	58	558	508	50	6	6	...
5 1950...	1,979	1,842	137	1,006	941	65	768	727	41	55	55	...
6 Home farms.....number 1954...	462	412	50	243	219	24	181	163	18	2	2	...
7 1950...	591	537	54	318	291	27	222	206	16	4	4	...
8 Cropper farms.....number 1954...	966	890	76	529	495	34	377	345	32	4	4	...
9 1950...	1,388	1,305	83	688	650	38	546	521	25	51	51	...
10 Land in multiple-unit operations...total acres 1954...	223,744	215,577	8,167	111,061	108,322	2,739	96,452	92,633	3,819	1,020	1,020	...
11 1950...	292,082	282,935	9,147	140,090	136,033	4,057	129,603	126,137	3,466	2,945	2,945	...
12 Home farms.....acres 1954...	197,757	190,666	7,091	95,310	93,033	2,277	87,341	84,004	3,337	879	879	...
13 1950...	255,740	248,152	7,588	120,450	117,088	3,362	115,538	112,602	2,936	2,136	2,136	...
14 Cropper farms.....acres 1954...	25,987	24,911	1,076	15,751	15,289	462	9,111	8,629	482	141	141	...
15 1950...	36,342	34,783	1,559	19,640	18,945	695	14,065	13,535	530	809	809	...
16 Cropland harvested.....total acres 1954...	61,703	59,081	2,622	26,374	25,570	804	29,084	27,696	1,388	246	246	...
17 1949...	93,405	88,761	4,644	42,076	40,335	1,741	41,742	39,908	1,834	1,400	1,400	...
18 Corn harvested for												
19 grain.....multiple units reporting 1954...	362	320	42	191	174	17	141	124	17	2	2	...
20 1949...	518	475	43	292	270	22	186	170	16	4	4	...
21 subunits reporting 1954...	684	615	69	366	339	27	274	244	30	5	5	...
22 1949...	1,030	950	80	562	522	40	384	357	27	25	25	...
23 acres 1954...	8,376	7,748	628	3,830	3,621	209	3,843	3,580	263	36	36	...
24 1949...	14,197	13,326	871	7,516	7,059	457	5,434	5,183	251	141	141	...
25 bushels 1954...	97,775	93,617	4,158	42,990	41,596	1,394	44,465	42,483	1,982	481	481	...
26 1949...	268,908	256,836	12,072	142,597	136,557	6,040	100,961	96,426	4,535	1,408	1,408	...
27 Cotton harvested.....multiple units reporting 1954...	425	380	45	215	194	21	173	157	16	2	2	...
28 1949...	579	530	49	315	291	24	214	199	15	4	4	...
29 subunits reporting 1954...	1,123	1,025	98	561	524	37	479	435	44	5	5	...
30 1949...	1,633	1,520	113	772	723	49	674	636	38	52	52	...
31 acres 1954...	27,004	25,783	1,221	10,918	10,542	376	13,139	12,485	654	141	141	...
32 1949...	49,947	47,103	2,844	22,940	22,082	858	20,784	19,530	1,254	847	847	...
33 bales 1954...	14,561	14,046	515	5,395	5,256	139	7,530	7,237	293	78	78	...
34 1949...	21,879	21,027	852	8,933	8,693	240	10,127	9,717	410	577	577	...
35 Rice harvested.....multiple units reporting 1954...	3	3	...	2	2
36 1949...
37 subunits reporting 1954...	3	3	...	2	2
38 1949...
39 acres 1954...	410	410	...	260	260
40 1949...
41 bushels 1954...	14,500	14,500	...	8,500	8,500
42 1949...
43 Peanuts harvested for picking or												
44 threshing.....multiple units reporting 1954...	11	9	2	4	3	1	6	5	1
45 1949...	9	8	1	3	2	1	6	6
46 subunits reporting 1954...	12	9	3	5	3	2	6	5	1
47 1949...	9	8	1	3	2	1	6	6
48 acres 1954...	24	21	3	7	5	2	15	14	1
49 1949...	13	12	1	5	4	1	8	8
50 pounds 1954...	3,692	3,230	462	592	380	212	2,850	2,600	250
51 1949...	5,170	4,990	180	2,040	1,860	180	3,130	3,130
52 Horses and/or mules....multiple units reporting 1954...	343	300	43	186	165	21	133	119	14	1	1	...
53 1950...	518	470	48	288	263	25	190	175	15	2	2	...
54 number 1954...	1,216	1,086	130	682	622	60	473	426	47	4	4	...
55 1950...	3,128	2,864	264	1,576	1,463	113	1,310	1,209	101	23	23	...
56 Landlord-tenant operations containing multiple units:												
57 All subunits including home farm.....number 1954...	1,647	1,513	134	911	848	63	630	577	53	6	6	...
58 1950...	2,517	2,362	155	1,311	1,234	77	963	917	46	69	69	...
59 Land in all subunits including												
60 home farm.....acres 1954...	233,989	225,776	8,213	117,781	115,009	2,772	99,880	96,048	3,832	1,020	1,020	...
61 1950...	310,586	300,962	9,624	154,768	150,400	4,368	132,290	128,682	3,608	3,306	3,306	...
62 Owned by operator of multiple unit...acres 1954...	173,652	168,678	4,974	117,781	115,009	2,772	55,171	52,969	2,202	700	700	...
63 1950...	238,191	231,581	6,610	154,768	150,400	4,368	80,867	78,625	2,242	2,556	2,556	...
64 Rented by operator of multiple												
65 unit.....acres 1954...	60,337	57,098	3,239	44,709	43,079	1,630	320	320	...
66 1950...	72,395	69,381	3,014	51,423	50,057	1,366	750	750	...
67 Subunits not included in multiple												
68 units.....operators reporting 1954...	117	111	6	77	74	3	36	33	3
69 1950...	208	192	16	134	123	11	61	57	4	2	2	...
70 number 1954...	219	211	8	139	134	5	72	69	3
71 1950...	538	520	18	305	293	12	195	190	5	14	14	...
72 Share tenants.....number 1954...	171	164	7	103	98	5	61	59	2
73 1950...	309	302	7	193	190	3	101	98	3	3	3	...
74 Other tenants, not croppers												
75 nor share tenants.....number 1954...	48	47	1	36	36	...	11	10	1
76 1950...	229	218	11	112	103	9	94	92	2	11	11	...
77 Land in subunits not included												
78 in multiple units.....acres 1954...	10,245	10,199	46	6,720	6,687	33	3,428	3,415	13
79 1950...	18,504	18,027	477	14,678	14,367	311	2,687	2,545	142	361	361	...

TENURE OF OPERATOR: CENSUSES OF 1954 AND 1950—Continued

Table with columns for Area 5-Continued and Area 6. Sub-headers include Color and tenure of operator, Tenants, Full owners, Part owners, Managers, and Tenants. Rows list numerical data for various categories, including Total, White, and Non-white counts.

MULTIPLE-UNIT OPERATIONS

Economic Area Table 2.—MULTIPLE-UNIT OPERATIONS, BY COLOR AND

Item (For definitions and explanations, see text)		Area 7a											
		All operators			Color and tenure of operator								
		Total	White	Non-white	Full owners			Part owners			Managers		
					Total	White	Non-white	Total	White	Non-white	Total	White	Non-white
1	Multiple-unit operations.....number 1954...	1,701	1,611	90	590	549	41	509	487	22	17	17	...
2	1950...	1,695	1,598	97	680	638	42	409	390	19	39	39	...
3	Subunits in multiple-unit operations.....total number 1954...	6,388	6,108	280	2,137	2,035	102	2,111	2,007	104	171	171	...
4	1950...	7,371	7,080	291	2,671	2,569	102	1,940	1,843	97	732	732	...
5	Home farms.....number 1954...	1,611	1,523	88	504	465	39	507	485	22	16	16	...
6	1950...	1,555	1,459	96	553	512	41	404	385	19	36	36	...
7	Cropper farms.....number 1954...	4,777	4,585	192	1,633	1,570	63	1,604	1,522	82	155	155	...
8	1950...	5,816	5,621	195	2,118	2,057	61	1,536	1,458	78	696	696	...
9	Land in multiple-unit operations...total acres 1954...	768,517	747,852	20,665	269,710	264,090	5,620	294,491	283,584	10,907	30,709	30,709	...
10	1950...	671,892	652,645	19,247	259,691	254,607	5,084	213,783	203,390	10,393	56,826	56,826	...
11	Home farms.....acres 1954...	624,014	607,136	16,878	204,561	200,362	4,199	244,578	235,324	9,254	28,137	28,137	...
12	1950...	518,765	503,430	15,335	194,039	190,303	3,736	168,774	160,038	8,736	44,038	44,038	...
13	Cropper farms.....acres 1954...	144,503	140,716	3,787	65,149	63,728	1,421	49,913	48,260	1,653	2,572	2,572	...
14	1950...	153,127	149,215	3,912	65,652	64,304	1,348	45,009	43,352	1,657	12,788	12,788	...
15	Cropland harvested.....total acres 1954...	444,922	435,134	9,788	123,151	120,588	2,563	177,694	172,863	4,831	14,069	14,069	...
16	1949...	353,073	343,795	9,278	112,865	110,221	2,644	109,628	105,587	4,041	30,443	30,443	...
17	Corn harvested for grain.....multiple units reporting 1954...	1,106	1,039	67	357	326	31	333	317	16	11	11	...
18	1949...	1,239	1,157	82	477	440	37	311	296	15	31	31	...
19	subunits reporting 1954...	2,022	1,897	125	727	667	60	583	548	35	29	29	...
20	1949...	2,805	2,648	157	1,098	1,039	59	739	687	52	137	137	...
21	acres 1954...	34,018	32,697	1,321	12,925	12,464	461	11,121	10,599	522	458	458	...
22	1949...	46,036	44,420	1,616	16,703	16,230	473	13,758	13,059	699	2,809	2,809	...
23	bushels 1954...	382,401	372,675	9,726	143,006	139,115	3,891	129,075	125,609	3,466	8,854	8,854	...
24	1949...	906,692	883,389	23,303	334,726	327,469	7,257	274,428	263,929	10,499	61,235	61,235	...
25	Cotton harvested.....multiple units reporting 1954...	1,653	1,563	90	563	522	41	492	470	22	17	17	...
26	1949...	1,629	1,532	97	641	599	42	389	370	19	38	38	...
27	subunits reporting 1954...	5,827	5,560	267	1,821	1,727	94	1,933	1,832	101	165	165	...
28	1949...	6,736	6,472	264	2,324	2,234	90	1,779	1,689	90	697	697	...
29	acres 1954...	175,531	170,513	5,018	46,357	44,991	1,366	64,798	62,751	2,047	5,819	5,819	...
30	1949...	210,572	204,955	5,617	59,144	57,444	1,700	62,798	60,695	2,103	18,902	18,902	...
31	bales 1954...	143,795	140,416	3,379	36,344	35,431	913	52,959	51,642	1,317	5,167	5,167	...
32	1949...	158,418	154,913	3,505	43,538	42,609	929	47,995	46,558	1,437	15,183	15,183	...
33	Rice harvested.....multiple units reporting 1954...	192	189	3	67	66	1	94	93	1	4	4	...
34	1949...	99	96	3	50	49	1	35	34	1	2	2	...
35	subunits reporting 1954...	245	242	3	76	75	1	133	132	1	4	4	...
36	1949...	132	129	3	63	62	1	52	51	1	2	2	...
37	acres 1954...	47,888	47,298	590	13,596	13,556	40	26,850	26,350	500	1,120	1,120	...
38	1949...	19,589	19,184	405	8,325	8,317	8	9,394	9,014	380	235	235	...
39	bushels 1954...	2,832,897	2,817,097	15,800	853,905	851,905	2,000	1,553,105	1,541,105	12,000	68,400	68,400	...
40	1949...	941,811	918,561	23,250	408,099	407,699	400	435,112	413,112	22,000	11,000	11,000	...
41	Peanuts harvested for picking or threshing.....multiple units reporting 1954...	2	2	1	1
42	1949...
43	subunits reporting 1954...	2	2	1	1
44	1949...
45	acres 1954...	2	2	1	1
46	1949...
47	pounds 1954...	389	389	264	264
48	1949...
49	Horses and/or mules....multiple units reporting 1954...	591	532	59	232	200	32	184	173	11	6	6	...
50	1950...	1,222	1,132	90	452	413	39	310	293	17	33	33	...
51	number 1954...	2,001	1,827	174	871	769	102	633	603	30	35	35	...
52	1950...	6,259	5,899	360	2,372	2,248	124	1,602	1,502	100	566	566	...
53	Landlord-tenant operations containing multiple units: All subunits including home farm.....number 1954...	7,740	7,425	315	2,871	2,755	116	2,597	2,478	119	243	243	...
54	1950...	9,515	9,184	331	3,710	3,594	116	2,545	2,422	123	1,038	1,038	...
55	Land in all subunits including home farm.....acres 1954...	910,864	888,723	22,141	358,236	351,960	6,276	339,689	327,998	11,691	37,248	37,248	...
56	1950...	857,476	836,429	21,047	330,421	324,863	5,558	277,691	265,972	11,719	97,200	97,200	...
57	Owned by operator of multiple unit..acres 1954...	580,088	564,632	15,456	358,236	351,960	6,276	194,580	185,400	9,180	27,272	27,272	...
58	1950...	567,815	552,951	14,864	330,421	324,863	5,558	165,132	155,826	9,306	72,262	72,262	...
59	Rented by operator of multiple unit.....acres 1954...	330,776	324,091	6,685	145,109	142,598	2,511	9,976	9,976	...
60	1950...	289,661	283,478	6,183	112,559	110,146	2,413	24,938	24,938	...
61	Subunits not included in multiple units.....operators reporting 1954...	423	405	18	206	196	10	169	165	4	10	10	...
62	1950...	525	512	13	277	270	7	159	153	6	22	22	...
63	number 1954...	1,352	1,317	35	734	720	14	486	471	15	72	72	...
64	1950...	2,144	2,104	40	1,039	1,025	14	605	579	26	306	306	...
65	Share tenants.....number 1954...	1,198	1,169	29	650	637	13	438	423	15	70	70	...
66	1950...	1,218	1,191	27	613	607	6	358	337	21	126	126	...
67	Other tenants, not croppers nor share tenants.....number 1954...	154	148	6	84	83	1	48	44	...	2	2	...
68	1950...	926	913	13	426	418	8	247	242	5	180	180	...
69	Land in subunits not included in multiple units.....acres 1954...	142,347	140,871	1,476	88,526	87,870	656	45,198	44,414	784	6,539	6,539	...
70	1950...	185,584	183,784	1,800	70,730	70,256	474	63,908	62,582	1,326	40,374	40,374	...

TENURE OF OPERATOR: CENSUSES OF 1954 AND 1950—Continued

Table with columns for Area 8a and Area 8b, categorized by color and tenure of operator. It includes sub-columns for tenants, full owners, part owners, managers, and tenants, with further breakdowns by total, white, and non-white counts. The table spans multiple rows of data.

MULTIPLE-UNIT OPERATIONS

Economic Area Table 3.—MULTIPLE-UNIT OPERATIONS, BY TYPE OF FARM: CENSUSES OF 1954 AND 1950

Item (For definitions and explanations, see text)	Total, selected areas ¹						
	Total	Type of farm					
		Cotton	Rice	Peanut	Cotton and rice	Cotton and peanut	Miscellaneous
1 Multiple-unit operations.....number 1954...	6,525	5,708	186	2	420	16	193
2 1950...	7,622	7,030	135	1	148	6	302
3 Subunits in multiple-unit operations.....total number 1954...	28,676	24,882	470	4	2,854	35	431
4 1950...	35,898	34,063	348	2	759	12	714
5 Home farms.....number 1954...	6,199	5,403	182	2	413	16	183
6 1950...	6,989	6,420	134	1	146	6	282
7 Cropper farms.....number 1954...	22,477	19,479	288	2	2,441	19	248
8 1950...	28,909	27,643	214	1	613	6	432
9 Land in multiple-unit operations....total acres 1954...	3,183,143	2,392,159	171,344	220	515,694	3,608	100,118
10 1950...	3,192,384	2,701,375	144,219	32	195,364	1,037	150,357
11 Home farms.....acres 1954...	2,673,888	1,999,497	134,160	209	445,889	3,147	90,986
12 1950...	2,592,009	2,165,193	116,191	28	172,178	879	137,540
13 Cropper farms.....acres 1954...	509,255	392,662	37,184	11	69,805	461	9,132
14 1950...	600,375	536,182	28,028	4	23,186	158	12,817
15 Cropland harvested.....total acres 1954...	1,761,419	1,355,790	98,294	20	282,141	740	24,434
16 1949...	1,681,394	1,490,836	61,824	7	85,813	203	42,711
17 Corn harvested for grain.....multiple units reporting 1954...	4,500	4,136	27	2	205	14	116
18 1949...	5,633	5,323	49	1	88	6	166
19 subunits reporting 1954...	9,523	8,798	29	2	493	25	176
20 1949...	12,860	12,303	66	1	241	8	241
21 acres 1954...	142,079	128,163	392	6	8,910	363	4,245
22 1949...	200,333	188,616	899	1	4,359	82	6,376
23 bushels 1954...	2,113,392	1,875,036	5,102	27	159,582	3,515	70,130
24 1949...	4,119,057	3,863,445	18,540	15	88,575	1,425	147,057
25 Cotton harvested.....multiple units reporting 1954...	6,298	5,708	101	...	420	16	53
26 1949...	7,336	7,030	48	...	148	6	104
27 subunits reporting 1954...	26,549	23,677	143	...	2,621	23	85
28 1949...	32,959	32,047	64	...	641	8	199
29 acres 1954...	755,914	663,325	1,654	...	89,649	212	1,074
30 1949...	996,288	967,498	829	...	25,930	60	1,971
31 bales 1954...	652,803	576,143	1,179	...	74,658	80	743
32 1949...	717,667	698,457	484	...	16,695	26	2,005
33 Rice harvested.....multiple units reporting 1954...	608	2	186	...	420
34 1949...	289	2	135	...	148	...	4
35 subunits reporting 1954...	776	2	303	...	471
36 1949...	409	2	206	...	197	...	4
37 acres 1954...	157,780	28	63,848	...	93,904
38 1949...	65,185	38	36,263	...	28,844	...	40
39 bushels 1954...	9,149,931	1,400	3,846,323	...	5,302,208
40 1949...	3,121,668	1,900	1,717,215	...	1,401,153	...	1,400
41 Peanuts harvested for picking or threshing.....multiple units reporting 1954...	38	17	...	2	2	16	1
42 1949...	32	17	...	1	1	6	7
43 subunits reporting 1954...	45	20	...	2	2	20	1
44 1949...	32	17	...	1	1	6	7
45 acres 1954...	80	20	...	4	2	53	1
46 1949...	43	19	...	2	1	13	8
47 pounds 1954...	25,260	5,719	...	240	544	18,507	250
48 1949...	17,330	8,060	...	1,000	300	4,010	3,960
49 Horses and/or mules....multiple units reporting 1954...	3,380	2,918	96	1	234	13	118
50 1950...	5,643	5,248	92	1	113	6	183
51 number 1954...	14,581	12,207	262	3	1,736	40	333
52 1950...	34,473	32,293	407	4	839	14	916
53 Landlord-tenant operations containing multiple units: All subunits including home farm.....number 1954...	34,765	29,710	656	4	3,640	39	716
54 1950...	46,954	43,780	486	2	1,309	16	1,361
55 Land in all subunits including home farm.....acres 1954...	3,628,082	2,723,285	198,051	220	574,951	3,761	127,834
56 1950...	3,816,347	3,219,198	159,101	32	244,028	1,092	192,896
57 Owned by operator of multiple unit..acres 1954...	2,365,740	1,708,059	126,047	220	422,401	3,525	105,488
58 1950...	2,594,369	2,154,761	122,208	16	161,133	932	155,319
59 Rented by operator of multiple unit.....acres 1954...	1,262,342	1,015,226	72,004	...	152,550	236	22,326
60 1950...	1,221,978	1,064,437	36,893	16	82,895	160	37,577
61 Subunits not included in multiple units.....operators reporting 1954...	1,764	1,440	69	...	179	3	73
62 1950...	2,665	2,387	66	...	76	2	134
63 number 1954...	6,089	4,828	186	...	786	4	285
64 1950...	11,056	9,717	138	...	550	4	647
65 Share tenants.....number 1954...	5,040	3,953	157	...	668	3	259
66 1950...	6,412	5,603	103	...	365	...	341
67 Other tenants, not croppers nor share tenants.....number 1954...	1,049	875	29	...	118	1	26
68 1950...	4,644	4,114	35	...	185	4	306
69 Land in subunits not included in multiple units.....acres 1954...	444,939	331,126	26,707	...	59,257	153	27,696
70 1950...	623,963	517,823	14,882	...	48,664	55	42,539

¹Data for 1950 include reports for Conway, Faulkner, and Pulaski Counties which were not included in 1954 multiple-unit area. See text.

Economic Area Table 3.—MULTIPLE-UNIT OPERATIONS, BY TYPE OF FARM: CENSUSES OF 1954 AND 1950—Continued

Item (For definitions and explanations, see text)	Area 3 (Part) ¹						
	Total	Type of farm					
		Cotton	Rice	Peanut	Cotton and rice	Cotton and peanut	Miscellaneous
1 Multiple-unit operations.....number 1954...	157	126	3	...	23
2 1950...	429	380	1	...	48
3 Subunits in multiple-unit operations.....total number 1954...	366	308	8	...	50
4 1950...	1,601	1,485	3	...	113
5 Home farms.....number 1954...	150	125	3	...	22
6 1950...	398	350	1	...	47
7 Cropper farms.....number 1954...	216	183	5	...	28
8 1950...	1,203	1,135	2	...	66
9 Land in multiple-unit operations....total acres 1954...	76,442	63,514	3,039	...	9,889
10 1950...	194,880	167,252	826	...	26,802
11 Home farms.....acres 1954...	67,386	55,870	2,636	...	8,880
12 1950...	159,950	135,539	800	...	23,611
13 Cropper farms.....acres 1954...	9,056	7,644	403	...	1,009
14 1950...	34,930	31,713	26	...	3,191
15 Cropland harvested.....total acres 1954...	24,807	20,313	1,516	...	2,978
16 1949...	83,612	75,553	576	...	7,483
17 Corn harvested for grain.....multiple units reporting 1954...	92	79	1	...	12
18 1949...	329	299	1	...	29
19 subunits reporting 1954...	133	111	1	...	21
20 1949...	593	556	1	...	36
21 acres 1954...	2,726	1,841	12	...	873
22 1949...	11,725	9,665	35	...	2,025
23 bushels 1954...	30,162	19,227	100	...	10,835
24 1949...	254,040	196,862	500	...	56,678
25 Cotton harvested.....multiple units reporting 1954...	133	126	3	...	4
26 1949...	398	380	1	...	17
27 subunits reporting 1954...	272	259	7	...	6
28 1949...	1,337	1,308	3	...	26
29 acres 1954...	7,154	6,717	340	...	97
30 1949...	40,118	39,613	201	...	304
31 bales 1954...	4,330	4,040	229	...	61
32 1949...	18,501	18,268	99	...	134
33 Rice harvested.....multiple units reporting 1954...	3	3
34 1949...	1	1
35 subunits reporting 1954...	3	3
36 1949...	1	1
37 acres 1954...	765	765
38 1949...	150	150
39 bushels 1954...	52,000	52,000
40 1949...	6,624	6,624
41 Peanuts harvested for picking or threshing.....multiple units reporting 1954...	3	3
42 1949...	2	1	1
43 subunits reporting 1954...	3	3
44 1949...	2	1	1
45 acres 1954...	3	3
46 1949...	2	1	1
47 pounds 1954...	500	500
48 1949...	2,700	2,000	700
49 Horses and/or mules....multiple units reporting 1954...	69	56	1	...	12
50 1950...	338	303	1	...	34
51 number 1954...	167	140	3	...	24
52 1950...	1,507	1,336	7	...	164
53 Landlord-tenant operations containing multiple units: All subunits including home farm.....number 1954...	440	362	8	...	70
54 1950...	2,053	1,868	4	...	181
55 Land in all subunits including home farm.....acres 1954...	81,795	67,945	3,039	...	10,811
56 1950...	225,409	193,325	878	...	31,206
57 Owned by operator of multiple unit.....acres 1954...	61,859	50,734	2,426	...	8,699
58 1950...	169,851	141,600	664	...	27,587
59 Rented by operator of multiple unit.....acres 1954...	19,936	17,211	613	...	2,112
60 1950...	55,558	51,725	214	...	3,619
61 Subunits not included in multiple units.....operators reporting 1954...	37	28	9
62 1950...	164	141	1	...	22
63 number 1954...	74	54	1	...	20
64 1950...	452	383	1	...	68
65 Share tenants.....number 1954...	56	41	15
66 1950...	312	273	1	...	38
67 Other tenants, not croppers nor share tenants.....number 1954...	18	13	5
68 1950...	140	110	30
69 Land in subunits not included in multiple units.....acres 1954...	5,353	4,431	922
70 1950...	30,529	26,073	52	...	4,404

¹Data for 1950 include reports for Conway, Faulkner, and Pulaski Counties which were not included in 1954 multiple-unit area. See text.

MULTIPLE-UNIT OPERATIONS

Economic Area Table 3.—MULTIPLE-UNIT OPERATIONS, BY TYPE OF FARM: CENSUSES OF 1954 AND 1950—Continued

Item (For definitions and explanations, see text)	Area 5						
	Total	Type of farm					
		Cotton	Rice	Peanut	Cotton and rice	Cotton and peanut	Miscellaneous
1 Multiple-unit operations.....number 1954...	474	407	3	6	58
2 1950...	626	559	2	65
3 Subunits in multiple-unit operations.....total number 1954...	1,428	1,273	22	14	119
4 1950...	1,979	1,826	4	149
5 Home farms.....number 1954...	462	395	3	6	58
6 1950...	591	526	2	63
7 Cropper farms.....number 1954...	966	878	19	8	61
8 1950...	1,388	1,300	2	86
9 Land in multiple-unit operations....total acres 1954...	223,744	197,369	5,046	1,103	20,226
10 1950...	292,082	248,568	240	43,274
11 Home farms.....acres 1954...	197,757	173,180	4,778	968	18,831
12 1950...	255,740	213,989	209	41,542
13 Cropper farms.....acres 1954...	25,987	24,189	268	135	1,395
14 1950...	36,342	34,579	31	1,732
15 Cropland harvested.....total acres 1954...	61,703	55,759	2,282	173	3,489
16 1949...	93,405	86,018	33	7,354
17 Corn harvested for grain.....multiple units reporting 1954...	362	317	5	40
18 1949...	518	473	2	43
19 subunits reporting 1954...	684	616	8	60
20 1949...	1,030	961	2	67
21 acres 1954...	8,376	7,633	83	660
22 1949...	14,197	13,139	9	1,049
23 bushels 1954...	97,775	91,134	451	6,190
24 1949...	268,908	246,103	180	22,625
25 Cotton harvested.....multiple units reporting 1954...	425	407	3	6	9
26 1949...	579	559	2	18
27 subunits reporting 1954...	1,123	1,084	22	7	10
28 1949...	1,633	1,587	2	44
29 acres 1954...	27,004	25,587	1,291	56	70
30 1949...	49,947	49,613	8	326
31 bales 1954...	14,561	13,965	546	20	30
32 1949...	21,879	21,731	5	143
33 Rice harvested.....multiple units reporting 1954...	3	3
34 1949...
35 subunits reporting 1954...	3	3
36 1949...
37 acres 1954...	410	410
38 1949...
39 bushels 1954...	14,500	14,500
40 1949...
41 Peanuts harvested for picking or threshing.....multiple units reporting 1954...	11	4	6	1
42 1949...	9	6	2	1
43 subunits reporting 1954...	12	4	7	1
44 1949...	9	6	2	1
45 acres 1954...	24	5	18	1
46 1949...	13	8	4	1
47 pounds 1954...	3,692	450	2,992	250
48 1949...	5,170	2,960	1,860	350
49 Horses and/or mules....multiple units reporting 1954...	343	292	3	4	44
50 1950...	518	469	2	47
51 number 1954...	1,216	1,001	106	11	98
52 1950...	3,128	2,815	3	310
53 Landlord-tenant operations containing multiple units: All subunits including home farm.....number 1954...	1,647	1,461	25	17	144
54 1950...	2,517	2,309	4	204
55 Land in all subunits including home farm.....acres 1954...	233,989	205,987	5,203	1,236	21,563
56 1950...	310,586	265,038	240	45,308
57 Owned by operator of multiple unit..acres 1954...	173,652	151,679	4,203	1,000	16,770
58 1950...	238,191	199,838	240	38,113
59 Rented by operator of multiple unit.....acres 1954...	60,337	54,308	1,000	236	4,793
60 1950...	72,395	65,200	7,195
61 Subunits not included in multiple units.....operators reporting 1954...	117	100	2	2	13
62 1950...	208	181	27
63 number 1954...	219	188	3	3	25
64 1950...	538	483	55
65 Share tenants.....number 1954...	171	145	3	2	21
66 1950...	309	273	36
67 Other tenants, not croppers nor share tenants.....number 1954...	48	43	1	4
68 1950...	229	210	19
69 Land in subunits not included in multiple units.....acres 1954...	10,245	8,618	157	133	1,337
70 1950...	18,504	16,470	2,034

Economic Area Table 3.—MULTIPLE-UNIT OPERATIONS, BY TYPE OF FARM: CENSUSES OF 1954 AND 1950—Continued

Item (For definitions and explanations, see text)		Area 6						
		Total	Type of farm					
			Cotton	Rice	Peanut	Cotton and rice	Cotton and peanut	Miscellaneous
1	Multiple-unit operations.....number	1954... 367	309	4	2	4	9	39
2		1950... 453	393	3	1	2	4	50
3	Subunits in multiple-unit operations.....total number	1954... 1,275	1,115	9	4	43	19	85
4		1950... 1,440	1,293	10	2	26	8	101
5	Home farms.....number	1954... 356	299	4	2	4	9	38
6		1950... 427	369	3	1	2	4	48
7	Cropper farms.....number	1954... 919	816	5	2	39	10	47
8		1950... 1,013	924	7	1	24	4	53
9	Land in multiple-unit operations....total acres	1954... 200,276	168,965	6,192	220	7,085	2,425	15,389
10		1950... 214,551	171,005	3,353	32	22,750	797	16,614
11	Home farms.....acres	1954... 175,878	149,056	5,145	209	5,230	2,139	14,099
12		1950... 189,436	148,451	3,035	28	22,015	670	15,237
13	Cropper farms.....acres	1954... 24,398	19,909	1,047	11	1,855	286	1,290
14		1950... 25,115	22,554	318	4	735	127	1,377
15	Cropland harvested.....total acres	1954... 60,153	49,083	3,195	20	3,445	518	3,892
16		1949... 59,867	49,082	1,045	7	7,386	170	2,177
17	Corn harvested for grain.....multiple units reporting	1954... 273	232	...	2	4	8	27
18		1949... 373	337	1	1	1	4	29
19	subunits reporting	1954... 537	467	...	2	14	15	39
20		1949... 755	704	2	1	7	6	35
21	acres	1954... 8,879	7,507	...	6	402	263	701
22		1949... 9,783	9,225	12	1	44	73	428
23	bushels	1954... 107,304	86,778	...	27	6,860	2,939	10,700
24		1949... 175,782	164,731	220	15	320	1,245	9,251
25	Cotton harvested.....multiple units reporting	1954... 333	309	2	...	4	9	9
26		1949... 409	393	2	4	10
27	subunits reporting	1954... 1,040	971	3	...	37	14	15
28		1949... 1,123	1,082	24	6	11
29	acres	1954... 24,261	22,792	42	...	1,102	139	186
30		1949... 25,746	24,782	821	52	91
31	bales	1954... 15,689	14,664	39	...	828	47	111
32		1949... 11,859	11,312	484	21	42
33	Rice harvested.....multiple units reporting	1954... 8	...	4	...	4
34		1949... 5	...	3	...	2
35	subunits reporting	1954... 13	...	7	...	6
36		1949... 7	...	4	...	3
37	acres	1954... 3,980	...	2,885	...	1,095
38		1949... 2,606	...	866	...	1,740
39	bushels	1954... 218,190	...	173,300	...	44,890
40		1949... 124,793	...	47,063	...	77,730
41	Peanuts harvested for picking or threshing.....multiple units reporting	1954... 16	5	...	2	...	9	...
42		1949... 20	10	...	1	...	4	5
43	subunits reporting	1954... 21	7	...	2	...	12	...
44		1949... 20	10	...	1	...	4	5
45	acres	1954... 44	6	...	4	...	34	...
46		1949... 27	10	...	2	...	9	6
47	pounds	1954... 17,189	1,914	...	240	...	15,035	...
48		1949... 9,160	3,100	...	1,000	...	2,150	2,910
49	Horses and/or mules....multiple units reporting	1954... 295	249	3	1	3	8	31
50		1950... 405	358	3	1	1	4	38
51	number	1954... 1,372	1,226	5	3	29	26	83
52		1950... 2,323	2,142	19	4	21	11	126
53	Landlord-tenant operations containing multiple units:							
54	All subunits including home farm.....number	1954... 1,903	1,688	12	4	71	20	108
55		1950... 2,419	2,135	17	2	110	12	143
56	Land in all subunits including home farm.....acres	1954... 223,827	191,091	6,512	220	7,544	2,445	16,015
57		1950... 248,837	196,993	3,535	32	29,230	852	18,195
58	Owned by operator of multiple unit..acres	1954... 180,349	155,842	3,297	220	7,394	2,445	11,151
59		1950... 188,966	169,196	1,579	16	...	692	17,483
60	Rented by operator of multiple unit.....acres	1954... 43,478	35,249	3,215	...	150	...	4,864
61		1950... 59,871	27,797	1,956	16	29,230	160	712
62	Subunits not included in multiple units.....operators reporting	1954... 116	98	2	...	3	1	12
63		1950... 196	178	1	...	2	2	13
64	number	1954... 628	573	3	...	28	1	23
65		1950... 979	842	7	...	84	4	42
66	Share tenants.....number	1954... 587	539	3	...	28	1	16
67		1950... 701	594	7	...	74	...	26
68	Other tenants, not croppers nor share tenants.....number	1954... 41	34	7
69		1950... 278	248	10	4	16
70	Land in subunits not included in multiple units.....acres	1954... 23,551	22,126	320	...	459	20	626
		1950... 34,286	25,988	182	...	6,480	55	1,581

MULTIPLE-UNIT OPERATIONS

Economic Area Table 3.—MULTIPLE-UNIT OPERATIONS, BY TYPE OF FARM: CENSUSES OF 1954 AND 1950—Continued

Item (For definitions and explanations, see text)	Area 7a							
	Total	Type of farm					Miscellaneous	
		Cotton	Rice	Peanut	Cotton and rice	Cotton and peanut		
1 Multiple-unit operations.....number 1954...	1,701	1,472	60	131	...	38
2 1950...	1,695	1,543	45	51	...	56
3 Subunits in multiple-unit operations.....total number 1954...	6,388	5,245	143	913	...	87
4 1950...	7,371	6,829	106	311	...	125
5 Home farms.....number 1954...	1,611	1,389	59	127	...	36
6 1950...	1,555	1,407	45	50	...	53
7 Cropper farms.....number 1954...	4,777	3,856	84	786	...	51
8 1950...	5,816	5,422	61	261	...	72
9 Land in multiple-unit operations....total acres 1954...	768,517	523,738	42,926	173,665	...	28,188
10 1950...	671,892	549,832	37,438	63,813	...	20,809
11 Home farms.....acres 1954...	624,014	418,898	33,380	146,450	...	25,286
12 1950...	518,765	414,771	31,102	54,548	...	18,344
13 Cropper farms.....acres 1954...	144,503	104,840	9,546	27,215	...	2,902
14 1950...	153,127	135,061	6,336	9,265	...	2,465
15 Cropland harvested.....total acres 1954...	444,922	318,868	27,031	90,858	...	8,165
16 1949...	353,073	301,906	13,298	28,822	...	9,047
17 Corn harvested for grain.....multiple units reporting 1954...	1,106	1,010	13	60	...	23
18 1949...	1,239	1,170	11	31	...	27
19 subunits reporting 1954...	2,022	1,815	15	158	...	34
20 1949...	2,805	2,652	13	106	...	34
21 acres 1954...	34,018	29,306	204	3,195	...	1,313
22 1949...	46,036	42,343	168	2,649	...	876
23 bushels 1954...	382,401	306,483	2,712	45,011	...	28,195
24 1949...	906,692	840,224	2,980	42,480	...	21,008
25 Cotton harvested.....multiple units reporting 1954...	1,653	1,472	34	131	...	16
26 1949...	1,629	1,543	12	51	...	23
27 subunits reporting 1954...	5,827	4,922	40	844	...	21
28 1949...	6,736	6,426	15	257	...	38
29 acres 1954...	175,531	146,876	483	27,788	...	384
30 1949...	210,572	199,769	157	10,087	...	559
31 bales 1954...	143,795	120,671	309	22,513	...	302
32 1949...	158,418	150,421	98	7,001	...	898
33 Rice harvested.....multiple units reporting 1954...	192	1	60	131
34 1949...	99	...	45	51	...	3
35 subunits reporting 1954...	245	1	92	152
36 1949...	132	...	60	69	...	3
37 acres 1954...	47,888	15	20,019	27,854
38 1949...	19,589	...	10,322	9,257	...	10
39 bushels 1954...	2,832,897	1,240	1,236,270	1,595,387
40 1949...	941,811	...	483,040	458,571	...	200
41 Peanuts harvested for picking or threshing.....multiple units reporting 1954...	2	1	1
42 1949...
43 subunits reporting 1954...	2	1	1
44 1949...
45 acres 1954...	2	1	1
46 1949...
47 pounds 1954...	389	125	264
48 1949...
49 Horses and/or mules....multiple units reporting 1954...	591	511	17	51	...	12
50 1950...	1,222	1,138	25	34	...	25
51 number 1954...	2,001	1,623	39	299	...	40
52 1950...	6,259	5,847	104	240	...	68
53 Landlord-tenant operations containing multiple units: All subunits including home farm.....number 1954...	7,740	6,198	188	1,155	...	199
54 1950...	9,515	8,559	148	546	...	262
55 Land in all subunits including home farm.....acres 1954...	910,864	619,232	47,324	201,797	...	42,511
56 1950...	857,476	697,592	41,286	83,638	...	34,960
57 Owned by operator of multiple unit....acres 1954...	580,088	363,319	29,727	152,281	...	34,761
58 1950...	567,815	458,179	33,858	50,922	...	24,856
59 Rented by operator of multiple unit.....acres 1954...	330,776	255,913	17,597	49,516	...	7,750
60 1950...	289,661	239,413	7,428	32,716	...	10,104
61 Subunits not included in multiple units.....operators reporting 1954...	423	321	23	57	...	22
62 1950...	525	445	22	28	...	30
63 number 1954...	1,352	953	45	242	...	112
64 1950...	2,144	1,730	42	235	...	137
65 Share tenants.....number 1954...	1,198	833	34	220	...	111
66 1950...	1,218	973	28	145	...	72
67 Other tenants, not croppers nor share tenants.....number 1954...	154	120	11	22	...	1
68 1950...	926	757	14	90	...	65
69 Land in subunits not included in multiple units.....acres 1954...	142,347	95,494	4,398	28,132	...	14,323
70 1950...	185,584	147,760	3,848	19,825	...	14,151

Economic Area Table 3.—MULTIPLE-UNIT OPERATIONS, BY TYPE OF FARM: CENSUSES OF 1954 AND 1950—Continued

Item (For definitions and explanations, see text)	Area 7b						
	Total	Type of farm					
		Cotton	Rice	Peanut	Cotton and rice	Cotton and peanut	Miscellaneous
1 Multiple-unit operations.....number 1954...	458	248	93	...	102	...	15
2 1950...	477	316	79	...	62	...	20
3 Subunits in multiple-unit operations.....total number 1954...	1,650	935	251	...	425	...	39
4 1950...	1,663	1,205	198	...	212	...	48
5 Home farms.....number 1954...	443	237	92	...	100	...	14
6 1950...	441	282	78	...	62	...	19
7 Cropper farms.....number 1954...	1,207	698	159	...	325	...	25
8 1950...	1,222	923	120	...	150	...	29
9 Land in multiple-unit operations.....total acres 1954...	325,596	114,152	98,891	...	99,238	...	13,315
10 1950...	269,825	112,031	81,486	...	62,895	...	13,413
11 Home farms.....acres 1954...	270,633	95,914	76,413	...	85,501	...	12,805
12 1950...	223,691	94,410	61,000	...	55,924	...	12,357
13 Cropper farms.....acres 1954...	54,963	18,238	22,478	...	13,737	...	510
14 1950...	46,134	17,621	20,486	...	6,971	...	1,056
15 Cropland harvested.....total acres 1954...	157,841	53,355	55,106	...	46,791	...	2,589
16 1949...	135,406	66,188	41,012	...	25,914	...	2,292
17 Corn harvested for grain.....multiple units reporting 1954...	234	172	11	...	46	...	5
18 1949...	301	226	34	...	31	...	10
19 subunits reporting 1954...	443	334	11	...	89	...	9
20 1949...	499	384	47	...	56	...	12
21 acres 1954...	4,711	3,348	103	...	1,047	...	213
22 1949...	6,438	5,054	564	...	599	...	221
23 bushels 1954...	67,171	42,870	1,430	...	19,156	...	3,715
24 1949...	162,845	130,185	13,810	...	15,380	...	3,470
25 Cotton harvested.....multiple units reporting 1954...	404	248	47	...	102	...	7
26 1949...	419	316	32	...	62	...	9
27 subunits reporting 1954...	1,333	882	76	...	361	...	14
28 1949...	1,382	1,126	42	...	198	...	16
29 acres 1954...	41,665	28,632	824	...	12,063	...	146
30 1949...	55,973	48,981	508	...	6,346	...	138
31 bales 1954...	28,851	19,934	593	...	8,239	...	85
32 1949...	34,393	30,592	268	...	3,470	...	63
33 Rice harvested.....multiple units reporting 1954...	195	...	93	...	102
34 1949...	142	...	79	...	62	...	1
35 subunits reporting 1954...	278	...	162	...	116
36 1949...	207	...	129	...	77	...	1
37 acres 1954...	48,859	...	30,746	...	18,113
38 1949...	30,873	...	20,987	...	9,856	...	30
39 bushels 1954...	2,890,127	...	1,837,133	...	1,052,994
40 1949...	1,475,808	...	982,162	...	492,446	...	1,200
41 Peanuts harvested for picking or threshing.....multiple units reporting 1954...
42 1949...	1	1
43 subunits reporting 1954...
44 1949...	1	1
45 acres 1954...
46 1949...	1	1
47 pounds 1954...
48 1949...	300	300
49 Horses and/or mules....multiple units reporting 1954...	245	116	61	...	60	...	8
50 1950...	335	212	58	...	54	...	11
51 number 1954...	856	330	189	...	314	...	23
52 1950...	1,561	936	245	...	339	...	41
53 Landlord-tenant operations containing multiple units:							
54 All subunits including home farm.....number 1954...	2,081	1,111	353	...	527	...	90
55 1950...	2,186	1,510	271	...	337	...	68
56 Land in all subunits including home farm.....acres 1954...	376,328	126,992	115,925	...	113,095	...	20,316
57 1950...	314,541	129,329	90,760	...	78,193	...	16,259
58 Owned by operator of multiple unit..acres 1954...	258,276	75,447	77,078	...	85,973	...	19,778
59 1950...	226,465	77,566	67,815	...	68,641	...	12,443
60 Rented by operator of multiple unit.....acres 1954...	118,052	51,545	38,847	...	27,122	...	538
61 1950...	88,076	51,763	22,945	...	9,552	...	3,816
62 Subunits not included in multiple units.....operators reporting 1954...	138	65	32	...	33	...	8
63 1950...	158	85	38	...	26	...	9
64 number 1954...	431	176	102	...	102	...	51
65 1950...	523	305	73	...	125	...	20
66 Share tenants.....number 1954...	334	110	87	...	91	...	46
67 1950...	345	195	52	...	82	...	16
68 Other tenants, not croppers nor share tenants.....number 1954...	97	66	15	...	11	...	5
69 1950...	178	110	21	...	43	...	4
70 Land in subunits not included in multiple units.....acres 1954...	50,732	12,840	17,034	...	13,857	...	7,001
71 1950...	44,716	17,298	9,274	...	15,298	...	2,846

MULTIPLE-UNIT OPERATIONS

Economic Area Table 3.—MULTIPLE-UNIT OPERATIONS, BY TYPE OF FARM: CENSUSES OF 1954 AND 1950—Continued

Item (For definitions and explanations, see text)	Area 8a							
	Total	Type of farm					Miscellaneous	
		Cotton	Rice	Peanut	Cotton and rice	Cotton and peanut		
1 Multiple-unit operations.....number 1954...	2,482	2,358	18	95	1	10
2 1950...	2,765	2,697	6	18	...	44
3 Subunits in multiple-unit operations.....total number 1954...	13,185	12,393	41	726	2	23
4 1950...	15,931	15,730	21	55	...	125
5 Home farms.....number 1954...	2,323	2,205	18	94	1	5
6 1950...	2,505	2,448	6	17	...	34
7 Cropper farms.....number 1954...	10,862	10,188	23	632	1	18
8 1950...	13,426	13,282	15	38	...	91
9 Land in multiple-unit operations...total acres 1954...	1,076,090	959,788	13,154	98,724	80	4,344
10 1950...	1,057,327	1,007,671	11,354	18,706	...	19,596
11 Home farms.....acres 1954...	888,297	787,847	12,330	85,455	40	2,625
12 1950...	831,229	785,925	10,581	17,296	...	17,427
13 Cropper farms.....acres 1954...	187,793	171,941	824	13,269	40	1,719
14 1950...	226,098	221,746	773	1,410	...	2,169
15 Cropland harvested.....total acres 1954...	766,549	688,286	7,404	69,847	49	963
16 1949...	707,259	686,573	4,205	6,600	...	9,881
17 Corn harvested for grain.....multiple units reporting 1954...	1,845	1,789	2	47	1	6
18 1949...	1,967	1,935	2	11	...	19
19 subunits reporting 1954...	4,489	4,367	2	109	2	9
20 1949...	4,964	4,916	3	13	...	32
21 acres 1954...	65,457	63,269	25	1,913	17	233
22 1949...	82,689	81,536	35	298	...	820
23 bushels 1954...	1,138,783	1,086,442	60	48,081	125	4,075
24 1949...	1,749,647	1,722,447	730	11,075	...	15,395
25 Cotton harvested.....multiple units reporting 1954...	2,468	2,358	11	95	1	3
26 1949...	2,739	2,697	4	18	...	20
27 subunits reporting 1954...	12,788	12,071	15	694	2	6
28 1949...	15,239	15,162	7	37	...	33
29 acres 1954...	365,707	341,052	211	24,371	17	56
30 1949...	455,068	452,347	164	2,204	...	353
31 bales 1954...	351,661	328,720	158	22,719	13	81
32 1949...	380,405	378,675	118	1,344	...	268
33 Rice harvested.....multiple units reporting 1954...	114	1	18	95
34 1949...	24	...	6	18
35 subunits reporting 1954...	127	1	23	103
36 1949...	33	...	9	24
37 acres 1954...	29,000	13	5,618	23,369
38 1949...	7,158	...	3,389	2,769
39 bushels 1954...	1,708,673	160	353,470	1,355,043
40 1949...	341,045	...	158,550	182,495
41 Peanuts harvested for picking or threshing.....multiple units reporting 1954...	2	1	1	...
42 1949...
43 subunits reporting 1954...	3	2	1	...
44 1949...
45 acres 1954...	2	1	1	...
46 1949...
47 pounds 1954...	900	420	480	...
48 1949...
49 Horses and/or mules....multiple units reporting 1954...	1,246	1,178	7	56	1	4
50 1950...	1,911	1,875	5	11	...	20
51 number 1954...	6,210	5,757	13	429	3	8
52 1950...	14,254	14,034	32	66	...	122
53 Landlord-tenant operations containing multiple units: All subunits including home farm.....number 1954...	15,284	14,301	52	869	2	60
54 1950...	20,031	19,555	25	90	...	361
55 Land in all subunits including home farm.....acres 1954...	1,219,328	1,092,022	14,416	106,300	80	6,510
56 1950...	1,275,156	1,210,010	11,573	20,137	...	33,436
57 Owned by operator of multiple unit..acres 1954...	698,839	619,557	9,176	65,322	80	4,704
58 1950...	774,406	729,103	7,079	15,397	...	22,827
59 Rented by operator of multiple unit.....acres 1954...	520,489	472,465	5,240	40,978	...	1,806
60 1950...	500,750	480,907	4,494	4,740	...	10,609
61 Subunits not included in multiple units.....operators reporting 1954...	631	584	5	37	...	5
62 1950...	929	891	4	11	...	23
63 number 1954...	2,099	1,908	11	143	...	37
64 1950...	4,100	3,825	4	35	...	236
65 Share tenants.....number 1954...	1,594	1,468	11	81	...	34
66 1950...	2,160	2,050	4	17	...	89
67 Other tenants, not croppers nor share tenants.....number 1954...	505	440	62	...	3
68 1950...	1,940	1,775	18	...	147
69 Land in subunits not included in multiple units.....acres 1954...	143,238	132,234	1,262	7,576	...	2,166
70 1950...	217,829	202,339	219	1,431	...	13,840

Economic Area Table 3.—MULTIPLE-UNIT OPERATIONS, BY TYPE OF FARM: CENSUSES OF 1954 AND 1950—Continued

Item (For definitions and explanations, see text)		Area 8b						
		Total	Type of farm					
			Cotton	Rice	Peanut	Cotton and rice	Cotton and peanut	Miscellaneous
1	Multiple-unit operations.....number 1954...	891	788	11	...	82	...	10
2	1950...	1,177	1,142	2	...	14	...	19
3	Subunits in multiple-unit operations.....total number 1954...	4,384	3,613	26	...	717	...	28
4	1950...	5,913	5,695	13	...	152	...	53
5	Home farms.....number 1954...	854	753	9	...	82	...	10
6	1950...	1,072	1,038	2	...	14	...	18
7	Cropper farms.....number 1954...	3,530	2,860	17	...	635	...	18
8	1950...	4,841	4,657	11	...	138	...	35
9	Land in multiple-unit operations....total acres 1954...	512,478	364,633	10,181	...	128,897	...	8,767
10	1950...	491,827	445,016	10,588	...	26,374	...	9,849
11	Home farms.....acres 1954...	449,923	318,732	6,892	...	115,839	...	8,460
12	1950...	413,198	372,108	10,473	...	21,595	...	9,022
13	Cropper farms.....acres 1954...	62,555	45,901	3,289	...	13,058	...	307
14	1950...	78,629	72,908	115	...	4,779	...	827
15	Cropland harvested.....total acres 1954...	245,444	170,126	5,558	...	67,402	...	2,358
16	1949...	248,772	225,516	2,264	...	16,515	...	4,477
17	Corn harvested for grain.....multiple units reporting 1954...	588	537	1	...	47	...	3
18	1949...	906	883	1	...	13	...	9
19	subunits reporting 1954...	1,215	1,088	1	...	122	...	4
20	1949...	2,214	2,130	1	...	58	...	25
21	acres 1954...	17,912	15,259	60	...	2,341	...	252
22	1949...	29,465	27,654	120	...	734	...	957
23	bushels 1954...	289,796	242,102	900	...	40,374	...	6,420
24	1949...	601,143	562,893	800	...	18,820	...	18,630
25	Cotton harvested.....multiple units reporting 1954...	882	788	7	...	82	...	5
26	1949...	1,163	1,142	14	...	7
27	subunits reporting 1954...	4,166	3,488	9	...	656	...	13
28	1949...	5,509	5,356	122	...	31
29	acres 1954...	114,592	91,669	94	...	22,694	...	135
30	1949...	158,864	152,393	6,271	...	200
31	bales 1954...	93,916	74,149	80	...	19,584	...	103
32	1949...	92,212	87,458	4,297	...	457
33	Rice harvested.....multiple units reporting 1954...	93	...	11	...	82
34	1949...	18	...	2	...	14
35	subunits reporting 1954...	107	...	19	...	88
36	1949...	29	...	4	...	23
37	acres 1954...	26,878	...	4,580	...	22,298
38	1949...	4,809	...	699	...	4,072
39	bushels 1954...	1,433,544	...	246,150	...	1,187,394
40	1949...	231,587	1,900	46,400	...	183,287
41	Peanuts harvested for picking or threshing.....multiple units reporting 1954...	4	3	1
42	1949...
43	subunits reporting 1954...	4	3	1
44	1949...
45	acres 1954...	5	4	1
46	1949...
47	pounds 1954...	2,590	2,310	280
48	1949...
49	Horses and/or mules....multiple units reporting 1954...	591	516	8	...	60	...	7
50	1950...	914	893	1	...	12	...	8
51	number 1954...	2,759	2,130	16	...	556	...	57
52	1950...	5,441	5,183	7	...	166	...	85
53	Landlord-tenant operations containing multiple units:							
54	All subunits including home farm.....number 1954...	5,670	4,589	51	...	985	...	45
55	1950...	8,233	7,844	25	...	222	...	142
56	Land in all subunits including home farm.....acres 1954...	581,951	420,016	13,874	...	137,973	...	10,088
57	1950...	584,342	526,911	11,947	...	31,952	...	13,532
58	Owned by operator of multiple unit..acres 1954...	412,677	291,481	6,769	...	104,802	...	9,625
59	1950...	428,675	379,279	11,877	...	25,509	...	12,010
60	Rented by operator of multiple unit.....acres 1954...	169,274	128,535	7,105	...	33,171	...	463
61	1950...	155,667	147,632	70	...	6,443	...	1,522
62	Subunits not included in multiple units.....operators reporting 1954...	302	244	7	...	47	...	4
63	1950...	485	466	1	...	8	...	10
64	number 1954...	1,286	976	25	...	268	...	17
65	1950...	2,320	2,149	12	...	70	...	89
66	Share tenants.....number 1954...	1,100	817	22	...	245	...	16
67	1950...	1,367	1,245	12	...	46	...	64
68	Other tenants, not croppers nor share tenants.....number 1954...	186	159	3	...	23	...	1
69	1950...	953	904	24	...	25
70	Land in subunits not included in multiple units.....acres 1954...	69,473	55,383	3,693	...	9,076	...	1,321
71	1950...	92,515	81,895	1,359	...	5,578	...	3,683

MULTIPLE-UNIT OPERATIONS

Economic Area Table 4.—MULTIPLE-UNIT OPERATIONS, BY ACRES OF CROPLAND HARVESTED: CENSUSES OF 1954 AND 1950

Item (For definitions and explanations, see text)	Total, selected areas ¹								
	Total	Acres of cropland harvested							
		None	Under 20 acres	20 to 29 acres	30 to 49 acres	50 to 99 acres	100 to 199 acres	200 to 499 acres	500 acres and over
1 Multiple-unit operations.....number 1954...	6,525	22	239	256	548	1,321	1,549	1,658	932
2 1950...	7,622	33	298	346	938	1,918	1,861	1,479	789
3 Subunits in multiple-unit operations.....total number 1954...	28,676	44	490	549	1,233	3,283	4,666	7,901	10,510
4 1950...	35,898	75	528	750	2,129	4,992	6,149	8,679	12,596
5 Home farms.....number 1954...	6,199	18	214	220	475	1,238	1,485	1,627	922
6 1950...	6,989	29	204	270	795	1,716	1,754	1,444	777
7 Cropper farms.....number 1954...	22,477	26	276	329	758	2,045	3,181	6,274	9,588
8 1950...	28,909	46	324	480	1,334	3,276	4,395	7,235	11,819
9 Land in multiple-unit operations....total acres 1954...	3,183,143	4,060	27,068	29,797	69,794	235,913	427,506	920,512	1,468,493
10 1950...	3,192,384	10,507	31,890	31,947	107,400	321,652	490,673	851,589	1,346,726
11 Home farms.....acres 1954...	2,673,888	2,716	23,011	24,909	55,729	189,314	350,516	774,607	1,253,086
12 1950...	2,592,009	9,230	27,264	24,815	82,622	248,036	390,745	694,198	1,115,099
13 Cropper farms.....acres 1954...	509,255	1,344	4,057	4,888	14,065	46,599	76,990	145,905	215,407
14 1950...	600,375	1,277	4,626	7,132	24,778	73,616	99,928	157,391	231,627
15 Cropland harvested.....total acres 1954...	1,761,419	...	2,894	6,359	21,482	96,917	221,466	517,120	895,181
16 1949...	1,681,394	...	3,379	8,495	36,730	138,978	258,964	453,942	780,906
17 Corn harvested for grain.....multiple units reporting 1954...	4,500	...	105	159	392	988	1,112	1,128	616
18 1949...	5,633	...	111	207	670	1,476	1,453	1,109	607
19 subunits reporting 1954...	9,523	...	128	207	569	1,599	1,939	2,659	2,422
20 1949...	12,860	...	130	265	938	2,414	2,627	3,087	3,399
21 acres 1954...	142,079	...	559	1,305	4,104	16,620	25,560	42,273	51,658
22 1949...	200,333	...	629	1,470	7,094	24,753	37,361	52,714	76,312
23 bushels 1954...	2,113,392	...	5,023	14,491	42,976	175,857	310,450	609,618	954,977
24 1949...	4,119,057	...	11,915	26,195	136,009	467,359	746,317	1,099,164	1,632,098
25 Cotton harvested.....multiple units reporting 1954...	6,298	...	186	241	531	1,290	1,533	1,620	897
26 1949...	7,336	...	206	329	905	1,869	1,826	1,436	765
27 subunits reporting 1954...	26,549	...	254	417	1,021	2,921	4,355	7,477	10,104
28 1949...	32,959	...	294	576	1,814	4,420	5,690	8,122	12,043
29 acres 1954...	755,914	...	1,875	3,985	12,768	52,035	110,164	228,081	347,006
30 1949...	996,288	...	2,187	5,846	23,750	88,475	166,021	271,417	438,592
31 bales 1954...	652,803	...	1,210	2,901	9,004	38,749	88,990	192,485	319,464
32 1949...	717,667	...	1,392	3,691	15,185	58,056	111,549	200,249	327,545
33 Rice harvested.....multiple units reporting 1954...	608	...	1	1	10	17	60	243	276
34 1949...	289	...	1	1	7	22	56	104	98
35 subunits reporting 1954...	776	...	1	1	10	17	71	292	384
36 1949...	409	...	1	1	7	30	71	137	162
37 acres 1954...	157,780	...	5	19	261	827	5,447	45,256	105,965
38 1949...	65,185	...	15	3	154	960	5,140	20,532	38,381
39 bushels 1954...	9,149,931	...	325	360	14,415	48,010	347,449	2,693,373	6,045,999
40 1949...	3,121,668	...	750	130	8,550	40,699	237,418	1,001,795	1,832,326
41 Peanuts harvested for picking or threshing.....multiple units reporting 1954...	38	...	5	4	7	10	4	4	4
42 1949...	32	...	5	4	6	11	4	2	...
43 subunits reporting 1954...	45	...	5	4	9	13	6	4	4
44 1949...	32	...	5	4	6	11	4	2	...
45 acres 1954...	80	...	8	6	17	35	5	4	5
46 1949...	43	...	9	5	6	11	10	2	...
47 pounds 1954...	25,260	...	805	1,500	4,576	14,350	650	639	2,740
48 1949...	17,330	...	4,160	1,800	1,980	6,100	2,610	680	...
49 Horses and/or mules...multiple units reporting 1954...	3,380	7	128	152	315	702	684	784	608
50 1950...	5,643	17	156	239	685	1,408	1,329	1,146	663
51 number 1954...	14,581	10	279	344	829	1,903	2,106	3,350	5,760
52 1950...	34,473	55	431	739	2,228	5,203	5,541	7,861	12,415
53 Landlord-tenant operations containing multiple units: All subunits including home farm.....number 1954...	34,765	70	623	669	1,441	3,930	5,450	9,547	13,035
54 1950...	46,954	109	761	974	2,701	6,395	7,979	11,214	16,821
55 Land in all subunits including home farm.....acres 1954...	3,628,082	10,762	37,456	37,734	91,302	276,312	483,478	1,030,965	1,660,073
56 1950...	3,816,347	11,498	43,430	42,234	147,821	405,817	593,101	986,977	1,585,469
57 Owned by operator of multiple unit.....acres 1954...	2,365,740	10,752	34,310	33,656	79,926	207,354	290,057	612,540	1,097,145
58 1950...	2,594,369	10,418	35,638	36,046	121,778	296,077	381,301	621,523	1,091,588
59 Rented by operator of multiple unit.....acres 1954...	1,262,342	10	3,146	4,078	11,376	68,958	193,421	418,425	562,928
60 1950...	1,221,978	1,080	7,792	6,188	26,043	109,740	211,800	365,454	493,881
61 Subunits not included in multiple units.....operators reporting 1954...	1,764	8	62	55	105	255	328	491	460
62 1950...	2,665	11	96	113	219	504	583	642	497
63 number 1954...	6,089	26	133	120	208	647	784	1,646	2,525
64 1950...	11,056	34	233	224	572	1,403	1,830	2,535	4,225
65 Share tenants.....number 1954...	5,040	20	107	82	168	553	623	1,299	2,188
66 1950...	6,412	23	126	133	329	727	1,009	1,542	2,523
67 Other tenants, not croppers nor share tenants.....number 1954...	1,049	6	26	38	40	94	161	347	337
68 1950...	4,644	11	107	91	243	676	821	993	1,702
69 Land in subunits not included in multiple units.....acres 1954...	444,939	6,702	10,388	7,937	21,508	40,399	55,972	110,453	191,580
70 1950...	623,963	991	11,540	10,287	40,421	84,165	102,428	135,388	238,743

¹Data for 1950 include reports for Conway, Faulkner, and Pulaski Counties which were not included in 1954 multiple-unit area. See text.

Economic Area Table 4.—MULTIPLE-UNIT OPERATIONS, BY ACRES OF CROPLAND HARVESTED: CENSUSES OF 1954 AND 1950—Continued

Item (For definitions and explanations, see text)	Total	Area 3 (part) ¹							
		Acres of cropland harvested							
		None	Under 20 acres	20 to 29 acres	30 to 49 acres	50 to 99 acres	100 to 199 acres	200 to 499 acres	500 acres and over
Multiple-unit operations.....number	1954... 152	2	13	6	17	36	31	40	7
	1950... 429	3	22	27	48	100	109	90	30
Subunits in multiple-unit operations.....total number	1954... 366	4	26	12	36	79	72	107	30
	1950... 1,601	10	46	60	110	233	286	353	503
Home farms.....number	1954... 150	1	13	6	16	36	31	40	7
	1950... 398	3	20	22	43	91	103	88	28
Cropper farms.....number	1954... 216	3	13	6	20	43	41	67	23
	1950... 1,203	7	26	38	67	142	183	265	475
Land in multiple-unit operations...total acres	1954... 76,442	78	2,246	1,006	2,799	11,733	15,486	34,569	8,525
	1950... 194,880	1,607	4,865	4,787	6,907	27,426	41,987	54,926	52,375
Home farms.....acres	1954... 67,386	20	2,107	573	2,223	9,568	13,790	31,496	7,609
	1950... 159,950	1,126	4,249	3,902	5,311	23,119	35,652	46,206	40,385
Cropper farms.....acres	1954... 9,056	58	139	433	576	2,165	1,696	3,073	916
	1950... 34,930	481	616	885	1,596	4,307	6,335	8,720	11,990
Cropland harvested.....total acres	1954... 24,807	...	144	146	680	2,561	4,572	11,932	4,772
	1949... 83,612	...	303	665	1,847	7,261	15,378	26,617	31,541
Corn harvested for grain.....multiple units reporting	1954... 92	...	3	4	8	22	23	28	4
	1949... 329	...	7	14	34	78	101	71	24
subunits reporting	1954... 133	...	4	5	11	26	32	47	8
	1949... 593	...	9	18	48	116	170	147	85
acres	1954... 2,726	...	22	39	137	334	474	1,220	500
	1949... 11,725	...	41	128	393	1,257	3,372	3,886	2,648
bushels	1954... 30,162	...	335	532	1,004	3,113	7,847	12,151	5,180
	1949... 254,040	...	985	1,937	8,799	24,472	68,207	81,494	68,146
Cotton harvested.....multiple units reporting	1954... 133	...	8	5	15	31	29	39	6
	1949... 398	...	19	24	42	92	102	89	30
subunits reporting	1954... 272	...	10	7	21	54	59	95	26
	1949... 1,337	...	25	35	77	174	237	311	478
acres	1954... 7,154	...	120	48	259	806	1,570	3,304	1,047
	1949... 40,118	...	134	374	828	3,526	7,145	12,647	15,464
bales	1954... 4,330	...	63	17	114	345	883	2,097	811
	1949... 18,501	...	55	109	285	1,303	3,479	6,334	6,936
Rice harvested.....multiple units reporting	1954... 3	2	1
	1949... 1	1
subunits reporting	1954... 3	2	1
	1949... 1	1
acres	1954... 765	575	190
	1949... 130	150
bushels	1954... 52,000	39,000	13,000
	1949... 6,624	6,624
Peanuts harvested for picking or threshing.....multiple units reporting	1954... 3	1	1	1	...
	1949... 2	2
subunits reporting	1954... 3	1	1	1	...
	1949... 2	2
acres	1954... 3	1	1	1	...
	1949... 2	2
pounds	1954... 500	100	200	200	...
	1949... 2,700	2,700
Horses and/or mules...multiple units reporting	1954... 69	...	4	5	8	21	15	14	2
	1950... 338	1	18	19	38	81	88	66	27
number	1954... 167	...	6	10	18	51	44	35	3
	1950... 1,507	10	56	61	109	279	368	309	315
Landlord-tenant operations containing multiple units:									
All subunits including home farm.....number	1954... 440	5	32	13	41	92	88	131	38
	1950... 2,053	12	57	79	139	311	383	488	584
Land in all subunits including home farm.....acres	1954... 81,795	96	2,644	1,206	3,102	12,638	16,394	35,975	9,740
	1950... 225,409	1,667	5,795	5,878	7,831	31,754	47,241	65,511	59,732
Owned by operator of multiple unit..acres	1954... 61,859	96	2,126	1,206	2,877	11,781	12,368	25,426	5,979
	1950... 169,851	1,667	5,605	5,549	7,644	28,062	37,306	42,891	41,127
Rented by operator of multiple unit.....acres	1954... 19,936	...	518	...	225	857	4,026	10,549	3,761
	1950... 55,558	...	190	329	187	3,692	9,935	22,620	18,605
Subunits not included in multiple units.....operators reporting	1954... 37	1	5	1	2	9	6	10	3
	1950... 164	1	6	8	13	37	35	45	19
number	1954... 74	1	6	1	5	13	16	24	8
	1950... 452	2	11	19	29	78	97	135	81
Share tenants.....number	1954... 56	1	4	1	4	11	14	14	7
	1950... 312	...	7	11	15	53	66	114	46
Other tenants, not croppers nor share tenants.....number	1954... 18	...	2	...	1	2	2	10	1
	1950... 140	2	4	8	14	25	31	21	35
Land in subunits not included in multiple units.....acres	1954... 5,353	18	398	200	303	905	908	1,406	1,215
	1950... 30,529	60	930	1,091	924	4,328	5,254	10,585	7,357

¹Data for 1950 include reports for Conway, Faulkner, and Pulaski Counties which were not included in 1954 multiple-unit area. See text.

MULTIPLE-UNIT OPERATIONS

Economic Area Table 4.—MULTIPLE-UNIT OPERATIONS, BY ACRES OF CROPLAND HARVESTED: CENSUSES OF 1954 AND 1950—Continued

Item (For definitions and explanations, see text)	Area 5								
	Total	Acres of cropland harvested							
		None	Under 20 acres	20 to 29 acres	30 to 49 acres	50 to 99 acres	100 to 199 acres	200 to 499 acres	500 acres and over
1 Multiple-unit operations.....number 1954...	474	1	51	41	68	132	108	55	18
2	626	7	33	41	84	189	134	107	31
3 Subunits in multiple-unit operations.....total number 1954...	1,428	2	105	86	148	323	308	271	185
4	1,979	14	67	82	180	447	416	477	296
5 Home farms.....number 1954...	462	1	50	40	66	126	108	54	17
6	591	6	31	39	74	177	127	106	31
7 Cropper farms.....number 1954...	966	1	55	46	82	197	200	217	168
8	1,388	8	36	43	106	270	289	371	265
9 Land in multiple-unit operations...total acres 1954...	223,744	39	5,887	7,107	12,362	43,482	58,800	62,407	33,660
10	292,082	476	8,717	5,923	17,496	53,590	49,666	92,460	63,754
11 Home farms.....acres 1954...	197,757	1	5,215	6,275	10,597	37,333	52,531	56,100	29,705
12	255,740	313	8,169	5,144	14,844	45,167	41,502	81,539	59,062
13 Cropper farms.....acres 1954...	25,987	38	672	832	1,765	6,149	6,269	6,307	3,955
14	36,342	163	548	779	2,652	8,423	8,164	10,921	4,692
15 Cropland harvested.....total acres 1954...	61,703	...	588	1,021	2,700	9,642	15,371	16,792	15,589
16	93,405	...	427	973	3,364	13,706	18,712	31,383	24,840
17 Corn harvested for grain.....multiple units reporting 1954...	362	...	32	37	57	112	78	39	7
18	518	...	25	32	71	168	113	88	21
19 subunits reporting 1954...	684	...	42	49	90	188	144	136	35
20	1,030	...	28	39	103	293	247	250	70
21 acres 1954...	8,376	...	203	344	834	2,299	2,176	1,838	682
22	14,197	...	172	278	1,066	3,303	3,062	4,599	1,717
23 bushels 1954...	97,775	...	1,925	2,552	9,259	22,885	22,397	24,040	14,717
24	268,908	...	3,182	4,284	19,326	58,392	54,988	92,341	36,395
25 Cotton harvested.....multiple units reporting 1954...	425	...	28	32	64	124	104	55	18
26	579	...	22	34	78	178	133	103	31
27 subunits reporting 1954...	1,123	...	33	44	97	250	268	255	176
28	1,633	...	25	45	120	350	364	448	281
29 acres 1954...	27,004	...	223	329	1,172	4,447	7,124	7,614	6,095
30	49,947	...	167	453	1,537	6,611	10,522	15,732	14,925
31 bales 1954...	14,561	...	91	110	428	2,177	3,926	4,399	3,430
32	21,879	...	68	191	643	2,843	4,561	6,958	6,615
33 Rice harvested.....multiple units reporting 1954...	3	3
34
35 subunits reporting 1954...	3	3
36
37 acres 1954...	410	410
38
39 bushels 1954...	14,500	14,500
40
41 Peanuts harvested for picking or threshing.....multiple units reporting 1954...	11	...	2	2	2	3	1	1	...
42	9	...	2	1	1	1	2	2	...
43 subunits reporting 1954...	12	...	2	2	3	3	1	1	...
44	9	...	2	1	1	2	2	2	...
45 acres 1954...	24	...	3	4	11	4	1	1	...
46	13	...	4	1	1	1	4	2	...
47 pounds 1954...	3,692	...	450	530	2,212	350	100	50	...
48	5,170	...	1,860	350	180	100	2,000	680	...
49 Horses and/or mules...multiple units reporting 1954...	343	...	38	32	51	99	74	36	13
50	518	...	4	26	32	71	157	113	87
51 number 1954...	1,216	...	75	74	140	287	288	161	191
52	3,128	...	12	91	100	244	698	568	847
53 Landlord-tenant operations containing multiple units:									
54 All subunits including home farm.....number 1954...	1,647	3	115	102	168	366	353	338	202
55	2,517	17	85	106	207	561	498	610	433
56 Land in all subunits including home farm.....acres 1954...	233,989	40	6,820	7,386	13,020	47,303	60,208	64,608	34,604
57	310,586	519	9,074	7,067	18,165	58,659	53,097	97,270	66,735
58 Owned by operator of multiple unit..acres 1954...	173,652	40	6,151	6,280	10,923	39,611	41,278	43,224	26,145
59	238,191	465	5,378	6,500	17,780	45,660	41,520	70,932	49,956
60 Rented by operator of multiple unit.....acres 1954...	60,337	...	669	1,106	2,097	7,692	18,930	21,384	8,459
61	72,395	54	3,696	567	385	12,999	11,577	26,338	16,779
62 Subunits not included in multiple units.....operators reporting 1954...	117	1	7	9	14	27	25	25	9
63	208	3	12	16	19	58	40	43	17
64 number 1954...	219	1	10	16	20	43	45	67	17
65	538	3	18	24	27	114	82	133	137
66 Share tenants.....number 1954...	171	...	7	12	13	32	33	61	13
67	309	3	7	15	18	69	52	84	61
68 Other tenants, not croppers nor share tenants.....number 1954...	48	1	3	4	7	11	12	6	4
69	229	...	11	9	9	45	30	49	76
70 Land in subunits not included in multiple units.....acres 1954...	10,245	1	933	279	658	3,821	1,408	2,201	944
71	18,504	43	357	1,144	669	5,069	3,431	4,810	2,981

Economic Area Table 4.—MULTIPLE-UNIT OPERATIONS, BY ACRES OF CROPLAND HARVESTED: CENSUSES OF 1954 AND 1950—Continued

Item (For definitions and explanations, see text)	Total	Area 6							
		Acres of cropland harvested							
		None	Under 20 acres	20 to 29 acres	30 to 49 acres	50 to 99 acres	100 to 199 acres	200 to 499 acres	500 acres and over
Multiple-unit operations.....number 1954...	367	7	47	31	57	86	57	51	31
1950...	453	9	42	39	97	101	95	57	13
Subunits in multiple-unit operations.....total number 1954...	1,275	14	96	64	124	217	178	283	299
1950...	1,440	19	85	80	209	227	308	377	135
Home farms.....number 1954...	356	7	46	29	53	85	54	51	31
1950...	427	8	40	36	93	93	89	55	13
Cropper farms.....number 1954...	919	7	50	35	71	132	124	232	268
1950...	1,013	11	45	44	116	134	219	322	122
Land in multiple-unit operations...total acres 1954...	200,276	1,743	5,628	4,063	12,662	26,502	28,917	58,522	62,239
1950...	214,551	5,203	6,496	5,025	18,754	27,550	46,702	57,583	47,238
Home farms.....acres 1954...	175,878	1,566	4,914	3,554	11,013	22,700	25,164	52,279	54,688
1950...	189,436	4,972	5,825	4,183	15,904	22,692	40,853	50,504	44,503
Cropper farms.....acres 1954...	24,398	177	714	509	1,649	3,802	3,753	6,243	7,551
1950...	25,115	231	671	842	2,850	4,858	5,849	7,079	2,735
Cropland harvested.....total acres 1954...	60,153	...	546	748	2,242	6,335	8,334	15,617	26,331
1949...	59,867	...	469	963	3,653	7,264	12,951	17,921	16,646
Corn harvested for grain.....multiple units reporting 1954...	273	...	29	22	47	63	43	45	24
1949...	373	...	27	34	83	91	78	49	11
subunits reporting 1954...	537	...	36	32	70	114	79	128	78
1949...	755	...	31	46	123	150	170	182	53
acres 1954...	8,879	...	152	202	579	1,337	1,295	2,540	2,774
1949...	9,783	...	125	253	1,049	1,708	2,235	3,120	1,293
bushels 1954...	107,304	...	931	1,614	5,317	13,759	15,477	30,736	39,470
1949...	175,782	...	2,351	4,795	19,628	34,590	41,349	51,733	21,336
Cotton harvested.....multiple units reporting 1954...	333	...	32	29	54	82	56	51	29
1949...	409	...	20	37	92	97	95	56	12
subunits reporting 1954...	1,040	...	42	42	91	173	149	258	285
1949...	1,123	...	23	51	151	183	265	331	119
acres 1954...	24,261	...	266	350	1,100	3,109	3,809	7,339	8,288
1949...	25,746	...	166	470	1,714	3,444	6,558	9,540	3,854
bales 1954...	15,689	...	109	172	578	1,605	2,356	4,807	6,062
1949...	11,859	...	81	224	759	1,614	2,824	4,343	2,014
Rice harvested.....multiple units reporting 1954...	8	8
1949...	5	1	1	3
subunits reporting 1954...	13	13
1949...	7	1	1	5
acres 1954...	3,980	3,980
1949...	2,606	3	2,290
bushels 1954...	218,190	218,190
1949...	124,793	130	11,183	113,480
Peanuts harvested for picking or threshing.....multiple units reporting 1954...	16	...	3	2	3	6	2
1949...	20	...	3	3	4	8	2
subunits reporting 1954...	21	...	3	2	3	9	4
1949...	20	...	3	3	4	8	2
acres 1954...	44	...	5	2	4	30	3
1949...	27	...	5	4	4	8	6
pounds 1954...	17,189	...	355	970	1,614	13,900	350
1949...	9,160	...	2,300	1,450	1,500	3,300	610
Horses and/or mules.....multiple units reporting 1954...	295	5	37	24	47	72	41	44	25
1950...	405	8	31	36	87	94	83	55	11
number 1954...	1,372	6	84	46	116	214	200	385	321
1950...	2,323	23	78	114	317	385	498	697	211
Landlord-tenant operations containing multiple units:									
All subunits including home farm.....number 1954...	1,903	16	111	65	154	355	226	434	542
1950...	2,419	20	129	108	292	323	518	663	366
Land in all subunits including home farm.....acres 1954...	223,827	1,771	5,987	4,080	13,390	31,813	31,030	64,708	71,048
1950...	248,837	5,208	7,490	5,755	22,121	30,816	54,293	65,411	57,743
Owned by operator of multiple unit.....acres 1954...	180,349	1,766	5,847	3,950	12,589	28,909	24,340	48,706	54,242
1950...	188,966	5,128	7,112	4,980	20,659	27,906	47,720	51,590	23,871
Rented by operator of multiple unit.....acres 1954...	43,478	5	140	130	801	2,904	6,690	16,002	16,806
1950...	59,871	80	378	775	1,462	2,910	6,573	13,821	33,872
Subunits not included in multiple units.....operators reporting 1954...	116	2	11	1	12	19	18	29	24
1950...	196	1	14	15	33	34	44	44	11
number 1954...	628	2	15	1	30	138	48	151	243
1950...	979	1	44	28	83	96	210	286	231
Share tenants.....number 1954...	587	1	11	1	28	131	38	136	241
1950...	701	...	30	14	60	66	153	203	175
Other tenants, not croppers nor share tenants.....number 1954...	41	1	4	...	2	7	10	15	2
1950...	278	1	14	14	23	30	57	83	56
Land in subunits not included in multiple units.....acres 1954...	23,551	28	359	17	728	5,311	2,113	6,186	8,809
1950...	34,286	5	994	730	3,367	3,266	7,591	7,828	10,505

MULTIPLE-UNIT OPERATIONS

Economic Area Table 4.—MULTIPLE-UNIT OPERATIONS, BY ACRES OF CROPLAND HARVESTED: CENSUSES OF 1954 AND 1950—Continued

Item (For definitions and explanations, see text)	Total	Area 7a								
		Acres of cropland harvested								
		None	Under 20 acres	20 to 29 acres	30 to 49 acres	50 to 99 acres	100 to 199 acres	200 to 499 acres	500 acres and over	
Multiple-unit operations.....number 1954...	1,701	5	37	41	94	345	500	472	207	
1950...	1,695	6	38	36	147	480	508	335	145	
Subunits in multiple-unit operations.....total number 1954...	6,388	10	74	86	206	768	1,337	1,910	1,997	
1950...	7,371	12	77	75	326	1,165	1,445	1,879	2,392	
Home farms.....number 1954...	1,611	4	34	33	81	327	470	457	205	
1950...	1,555	4	35	31	118	427	477	324	139	
Cropper farms.....number 1954...	4,777	6	40	53	125	441	867	1,454	1,792	
1950...	5,816	8	42	44	208	738	968	1,555	2,253	
Land in multiple-unit operations....total acres 1954...	768,517	1,008	4,616	3,145	16,494	54,827	119,759	237,404	331,264	
1950...	671,892	884	4,627	3,158	17,610	75,360	128,206	178,168	263,879	
Home farms.....acres 1954...	624,014	163	3,751	2,204	13,712	43,072	94,183	187,240	279,689	
1950...	518,765	708	3,698	2,347	12,973	54,955	98,122	135,908	210,054	
Cropper farms.....acres 1954...	144,503	845	865	941	2,782	11,755	25,576	50,164	51,575	
1950...	153,127	176	929	811	4,637	20,405	30,084	42,260	53,825	
Cropland harvested.....total acres 1954...	444,922	...	398	1,028	3,681	26,004	70,816	149,060	193,935	
1949...	353,073	...	464	907	5,829	35,506	69,936	99,991	140,440	
Corn harvested for grain.....multiple units reporting 1954...	1,106	...	10	18	53	247	351	304	123	
1949...	1,239	...	14	28	87	356	395	245	114	
subunits reporting 1954...	2,022	...	10	22	70	373	561	566	420	
1949...	2,805	...	19	37	112	557	650	693	737	
acres 1954...	34,018	...	47	161	538	4,318	8,479	11,441	9,034	
1949...	46,036	...	104	197	866	6,810	11,823	11,500	14,736	
bushels 1954...	382,401	...	440	2,295	5,454	41,269	82,968	126,431	123,544	
1949...	906,692	...	1,887	3,816	16,810	128,413	242,866	247,649	265,251	
Cotton harvested.....multiple units reporting 1954...	1,653	...	31	40	91	340	496	454	201	
1949...	1,629	...	33	36	140	467	489	323	141	
subunits reporting 1954...	5,827	...	35	66	169	668	1,239	1,751	1,899	
1949...	6,736	...	41	56	274	1,034	1,300	1,752	2,279	
acres 1954...	175,531	...	270	727	2,347	13,282	32,960	57,329	68,616	
1949...	210,572	...	331	601	3,891	22,830	42,888	60,587	79,444	
bales 1954...	143,795	...	161	529	1,696	9,662	26,592	46,849	58,306	
1949...	158,418	...	241	490	2,946	17,311	32,276	46,012	59,142	
Rice harvested.....multiple units reporting 1954...	192	...	1	...	1	6	18	82	84	
1949...	99	2	5	32	32	28	
subunits reporting 1954...	245	...	1	...	1	6	23	105	109	
1949...	132	2	5	42	38	45	
acres 1954...	47,888	...	5	...	36	350	1,515	16,643	29,339	
1949...	19,589	60	262	3,172	6,533	9,562	
bushels 1954...	2,832,897	...	325	...	2,000	19,250	95,600	1,030,238	1,085,484	
1949...	941,811	3,750	8,752	143,529	339,546	446,234	
Peanuts harvested for picking or threshing.....multiple units reporting 1954...	2	2	...	
1949...	
subunits reporting 1954...	2	2	...	
1949...	
acres 1954...	2	2	...	
1949...	
pounds 1954...	389	389	...	
1949...	
Horses and/or mules....multiple units reporting 1954...	591	...	8	14	31	133	169	144	92	
1950...	1,222	...	26	25	94	346	344	263	122	
number 1954...	2,001	...	24	30	92	312	429	432	682	
1950...	6,259	...	4	64	78	281	1,074	1,475	2,137	
Landlord-tenant operations containing multiple units:										
All subunits including home farm.....number 1954...	7,740	14	133	106	258	888	1,558	2,295	2,488	
1950...	9,515	15	123	105	467	1,539	1,863	2,381	3,022	
Land in all subunits including home farm.....acres 1954...	910,864	5,096	9,903	4,413	22,533	63,126	142,845	278,898	384,050	
1950...	857,476	917	8,390	5,043	31,927	108,274	164,240	214,677	324,008	
Owned by operator of multiple unit....acres 1954...	580,088	5,096	9,013	4,104	20,445	40,560	80,493	167,079	253,298	
1950...	567,815	917	7,981	3,867	24,120	77,480	99,900	132,639	220,911	
Rented by operator of multiple unit.....acres 1954...	330,776	...	890	309	2,088	22,566	62,352	111,819	130,752	
1950...	289,661	...	409	1,176	7,807	30,794	64,340	82,038	103,097	
Subunits not included in multiple units.....operators reporting 1954...	423	2	10	8	21	60	106	119	97	
1950...	525	2	16	13	36	124	133	115	86	
number 1954...	1,352	4	59	20	52	120	221	385	491	
1950...	2,144	3	46	30	141	374	418	502	630	
Share tenants.....number 1954...	1,198	4	54	19	48	99	185	349	440	
1950...	1,218	...	29	20	81	175	235	301	377	
Other tenants, not croppers nor share tenants.....number 1954...	154	...	5	1	4	21	36	36	51	
1950...	926	3	17	10	60	199	183	201	253	
Land in subunits not included in multiple units.....acres 1954...	142,347	4,088	5,287	1,268	6,039	8,299	23,086	41,494	52,786	
1950...	185,584	33	3,763	1,885	14,317	32,914	36,034	36,509	60,129	

Economic Area Table 4.—MULTIPLE-UNIT OPERATIONS, BY ACRES OF CROPLAND HARVESTED: CENSUSES OF 1954 AND 1950—Continued

Item (For definitions and explanations, see text)	Total	Area 7b							
		Acres of cropland harvested							
		None	Under 20 acres	20 to 29 acres	30 to 49 acres	50 to 99 acres	100 to 199 acres	200 to 499 acres	500 acres and over
Multiple-unit operations.....number 1954...	458	2	12	15	25	55	95	153	101
1950...	477	2	8	16	39	85	112	141	74
Subunits in multiple-unit operations.....total number 1954...	1,650	4	24	32	53	131	244	569	593
1950...	1,663	4	16	36	95	209	297	516	490
Home farms.....number 1954...	443	2	11	13	21	52	95	151	98
1950...	441	2	5	12	30	71	109	139	73
Cropper farms.....number 1954...	1,207	2	13	19	32	79	149	418	495
1950...	1,222	2	11	24	65	138	188	377	417
Land in multiple-unit operations....total acres 1954...	325,596	931	2,651	1,911	2,834	14,502	23,716	100,564	178,487
1950...	269,825	165	620	1,835	6,803	16,476	25,544	87,236	131,146
Home farms.....acres 1954...	270,633	871	2,499	1,625	2,059	12,388	20,013	88,235	142,943
1950...	223,691	88	531	1,485	4,956	12,892	21,392	75,132	107,215
Cropper farms.....acres 1954...	54,963	60	152	286	775	2,114	3,703	12,329	35,544
1950...	46,134	77	89	350	1,847	3,584	4,152	12,104	23,931
Cropland harvested.....total acres 1954...	157,841	...	144	371	1,022	4,130	14,524	49,414	88,236
1949...	135,406	...	84	386	1,598	6,269	15,921	46,248	64,900
Corn harvested for grain.....multiple units reporting 1954...	234	...	2	6	14	37	59	79	37
1949...	301	...	1	8	19	60	86	83	44
subunits reporting 1954...	443	...	2	6	16	55	96	164	104
1949...	499	...	1	9	25	90	127	134	113
acres 1954...	4,711	...	11	35	104	586	785	1,943	1,247
1949...	6,438	...	7	50	179	748	1,259	1,871	2,324
bushels 1954...	67,171	...	135	271	985	6,940	11,693	27,400	19,747
1949...	162,845	...	200	985	3,540	16,890	33,440	44,995	62,795
Cotton harvested.....multiple units reporting 1954...	404	...	10	15	22	49	91	139	78
1949...	419	...	7	16	35	78	108	118	57
subunits reporting 1954...	1,333	...	12	22	38	102	210	484	465
1949...	1,382	...	10	29	69	172	273	449	380
acres 1954...	41,665	...	118	260	519	1,953	6,334	16,970	15,511
1949...	55,973	...	60	275	1,073	4,209	11,022	20,786	18,548
bales 1954...	28,851	...	71	128	302	1,273	4,426	12,384	10,267
1949...	34,393	...	39	151	633	2,518	6,850	12,668	11,534
Rice harvested.....multiple units reporting 1954...	195	1	5	8	20	82	79
1949...	142	...	1	...	4	14	20	59	44
subunits reporting 1954...	278	1	5	8	24	99	141
1949...	207	...	1	...	4	17	23	78	84
acres 1954...	48,859	19	133	384	1,896	13,278	33,149
1949...	30,873	...	15	...	74	528	1,637	11,185	17,434
bushels 1954...	2,890,127	360	6,775	23,170	120,132	796,516	1,943,174
1949...	1,475,808	...	750	...	3,600	24,787	76,779	532,956	834,936
Peanuts harvested for picking or threshing.....multiple units reporting 1954...
1949...	1	1
subunits reporting 1954...
1949...	1	1
acres 1954...
1949...	1	1
pounds 1954...
1949...	300	300
Horses and/or mules....multiple units reporting 1954...	245	1	6	7	12	23	44	79	73
1950...	335	...	5	11	23	51	79	108	58
number 1954...	856	2	9	16	30	94	237	404	404
1950...	1,561	...	14	53	91	176	244	444	539
Landlord-tenant operations containing multiple units:									
All subunits including home farm.....number 1954...	2,081	22	32	35	62	159	282	681	808
1950...	2,186	4	22	42	148	236	327	642	765
Land in all subunits including home farm.....acres 1954...	376,328	3,498	3,854	1,965	3,224	19,897	26,268	109,673	207,949
1950...	314,541	165	1,014	2,156	13,045	18,096	27,231	95,306	157,528
Owned by operator of multiple unit..acres 1954...	258,276	3,498	3,357	1,768	2,917	16,999	16,820	68,711	144,206
1950...	226,465	125	991	2,136	11,550	13,593	13,257	53,115	131,698
Rented by operator of multiple unit.....acres 1954...	118,052	...	497	197	307	2,898	9,448	40,962	63,743
1950...	88,076	40	23	20	1,495	4,503	13,974	42,191	25,830
Subunits not included in multiple units.....operators reporting 1954...	138	2	5	3	6	19	19	37	47
1950...	158	...	3	3	17	17	18	58	42
number 1954...	431	1.8	8	3	9	28	38	112	215
1950...	523	...	6	6	53	27	30	126	275
Share tenants.....number 1954...	334	1.4	6	2	8	23	30	66	185
1950...	345	...	2	2	22	18	23	81	197
Other tenants, not croppers nor share tenants.....number 1954...	97	4	2	1	1	5	8	46	30
1950...	178	...	4	4	31	9	7	45	78
Land in subunits not included in multiple units.....acres 1954...	50,732	2,567	1,203	54	390	5,395	2,552	9,109	29,462
1950...	44,716	...	394	321	6,242	1,620	1,687	8,070	26,382

MULTIPLE-UNIT OPERATIONS

Economic Area Table 4.—MULTIPLE-UNIT OPERATIONS, BY ACRES OF CROPLAND HARVESTED: CENSUSES OF 1954 AND 1950—Continued

Item (For definitions and explanations, see text)	Area 8a									
	Total	Acres of cropland harvested								
		None	Under 20 acres	20 to 29 acres	30 to 49 acres	50 to 99 acres	100 to 199 acres	200 to 499 acres	500 acres and over	
1 Multiple-unit operations.....number 1954...	2,482	2	50	86	205	495	570	632	442	
2 1950...	2,765	3	66	129	338	672	630	548	379	
3 Subunits in multiple-unit operations.....total number 1954...	13,185	4	107	186	478	1,323	1,898	3,427	5,762	
4 1950...	15,931	10	133	286	792	1,884	2,326	3,785	6,715	
5 Home farms.....number 1954...	2,323	...	35	71	165	451	542	620	439	
6 1950...	2,505	3	41	87	277	589	594	538	376	
7 Cropper farms.....number 1954...	10,862	4	72	115	313	872	1,356	2,807	5,323	
8 1950...	13,426	7	92	199	515	1,295	1,732	3,247	6,339	
9 Land in multiple-unit operations....total acres 1954...	1,076,090	16	2,997	8,460	15,698	57,733	119,013	272,997	599,176	
10 1950...	1,057,327	1,495	2,658	7,787	23,358	81,551	119,479	252,910	568,089	
11 Home farms.....acres 1954...	888,297	...	1,880	7,249	10,950	41,777	93,511	223,085	509,845	
12 1950...	831,229	1,387	1,767	5,399	15,559	58,713	89,016	195,325	464,063	
13 Cropper farms.....acres 1954...	187,793	16	1,117	1,211	4,748	15,956	25,502	49,912	89,331	
14 1950...	226,098	108	891	2,388	7,799	22,838	30,463	57,585	104,026	
15 Cropland harvested.....total acres 1954...	766,549	...	707	2,156	7,941	35,718	80,727	195,163	444,137	
16 1949...	707,259	...	984	3,134	13,176	48,360	86,996	170,457	384,152	
17 Corn harvested for grain.....multiple units reporting 1954...	1,845	...	19	55	154	388	420	470	339	
18 1949...	1,967	...	24	57	229	490	454	415	298	
19 subunits reporting 1954...	4,489	...	23	71	231	652	777	1,242	1,493	
20 1949...	4,964	...	27	74	327	822	836	1,185	1,693	
21 acres 1954...	65,457	...	85	384	1,434	6,046	8,943	17,287	31,278	
22 1949...	82,689	...	115	357	2,127	7,391	10,581	19,723	42,395	
23 bushels 1954...	1,138,783	...	831	5,210	15,919	65,725	115,383	293,634	642,081	
24 1949...	1,749,647	...	2,250	6,447	42,152	140,534	209,793	407,683	940,788	
25 Cotton harvested.....multiple units reporting 1954...	2,468	...	49	85	203	492	569	628	442	
26 1949...	2,739	...	61	125	333	668	627	548	377	
27 subunits reporting 1954...	12,788	...	83	168	433	1,258	1,824	3,342	5,680	
28 1949...	15,239	...	102	247	743	1,760	2,235	3,608	6,544	
29 acres 1954...	365,707	...	584	1,563	5,184	20,535	42,726	94,992	200,123	
30 1949...	455,068	...	782	2,487	9,614	33,382	59,635	111,611	237,557	
31 bales 1954...	351,661	...	516	1,457	4,398	17,938	38,133	88,752	200,467	
32 1949...	380,405	...	614	1,873	7,340	25,322	46,721	101,315	197,220	
33 Rice harvested.....multiple units reporting 1954...	114	4	2	16	43	49	
34 1949...	24	1	1	3	10	9	
35 subunits reporting 1954...	127	4	2	18	47	56	
36 1949...	33	1	1	4	14	13	
37 acres 1954...	29,000	92	73	1,566	8,285	18,984	
38 1949...	7,158	20	60	221	2,023	4,834	
39 bushels 1954...	1,708,673	5,640	2,590	99,117	466,222	1,135,104	
40 1949...	341,045	1,200	2,200	10,310	107,720	219,615	
41 Peanuts harvested for picking or threshing.....multiple units reporting 1954...	2	1	1	
42 1949...	
43 subunits reporting 1954...	3	2	1	
44 1949...	
45 acres 1954...	2	1	1	
46 1949...	
47 pounds 1954...	900	600	300	
48 1949...	
49 Horses and/or mules....multiple units reporting 1954...	1,246	...	19	49	112	250	228	295	293	
50 1950...	1,911	1	29	75	233	444	413	403	313	
51 number 1954...	6,210	...	46	108	298	692	681	1,336	3,049	
52 1950...	14,254	2	76	224	764	1,741	1,842	2,922	6,683	
53 Landlord-tenant operations containing multiple units: All subunits including home farm.....number 1954...	15,284	4	131	235	550	1,491	2,114	3,954	6,805	
54 1950...	20,031	29	169	360	940	2,355	2,842	4,647	8,689	
55 Land in all subunits including home farm.....acres 1954...	1,219,328	16	4,950	13,843	28,380	67,677	133,476	301,923	669,063	
56 1950...	1,275,156	2,153	4,792	11,777	32,271	108,319	146,995	304,260	664,589	
57 Owned by operator of multiple unit.....acres 1954...	698,839	16	4,820	11,863	24,737	42,981	69,663	153,414	391,345	
58 1950...	774,406	1,268	3,432	9,854	22,181	71,657	76,368	165,833	423,813	
59 Rented by operator of multiple unit.....acres 1954...	520,489	...	130	1,980	3,643	24,696	63,813	148,509	277,718	
60 1950...	500,750	885	1,360	1,923	10,090	36,662	70,627	138,427	240,776	
61 Subunits not included in multiple units.....operators reporting 1954...	631	...	18	19	39	81	103	174	197	
62 1950...	929	2	23	36	56	163	196	219	234	
63 number 1954...	2,099	...	24	49	72	168	216	527	1,043	
64 1950...	4,100	19	36	74	148	471	516	862	1,974	
65 Share tenants.....number 1954...	1,594	...	16	20	51	130	156	363	858	
66 1950...	2,160	17	16	55	71	242	222	442	1,095	
67 Other tenants, not croppers nor share tenants.....number 1954...	505	...	8	29	21	38	60	164	185	
68 1950...	1,940	2	20	19	77	229	294	420	879	
69 Land in subunits not included in multiple units.....acres 1954...	143,238	...	1,953	5,383	12,682	9,944	14,463	28,926	69,887	
70 1950...	217,829	658	2,134	3,990	8,913	26,768	27,516	51,350	96,500	

Economic Area Table 4.—MULTIPLE-UNIT OPERATIONS, BY ACRES OF CROPLAND HARVESTED: CENSUSES OF 1954 AND 1950—Continued

Item (For definitions and explanations, see text)		Area 8b								
		Total	Acres of cropland harvested							
			None	Under 20 acres	20 to 29 acres	30 to 49 acres	50 to 99 acres	100 to 199 acres	200 to 499 acres	500 acres and over
1	Multiple-unit operations.....number	891	3	29	36	82	172	188	255	126
2	1950...	1,177	3	49	58	185	291	273	201	117
3	Subunits in multiple-unit operations.....total number	4,384	6	58	83	188	442	629	1,334	1,644
4	1950...	5,913	6	104	131	417	827	1,071	1,292	2,065
5	Home farms.....number	854	3	25	28	73	161	185	254	125
6	1950...	1,072	3	32	43	160	268	255	194	117
7	Cropper farms.....number	3,530	3	33	55	115	281	444	1,080	1,519
8	1950...	4,841	3	72	88	257	559	816	1,098	1,948
9	Land in multiple-unit operations...total acres	512,478	245	3,043	4,105	6,945	27,134	61,815	154,049	255,142
10	1950...	491,827	677	3,907	3,432	16,472	39,699	79,089	128,306	220,245
11	Home farms.....acres	449,923	95	2,645	3,429	5,175	22,476	51,324	136,172	228,607
12	1950...	413,198	636	3,025	2,355	13,075	30,498	64,208	109,584	189,817
13	Cropper farms.....acres	62,555	150	398	676	1,770	4,658	10,491	17,877	26,535
14	1950...	78,629	41	882	1,077	3,397	9,201	14,881	18,722	30,428
15	Cropland harvested.....total acres	245,444	...	367	889	3,216	12,527	27,122	79,142	122,181
16	1949...	248,772	...	648	1,467	7,263	20,612	39,070	61,325	118,387
17	Corn harvested for grain.....multiple units reporting	588	...	10	17	59	119	138	163	82
18	1949...	906	...	13	34	147	233	226	158	95
19	subunits reporting	1,215	...	11	22	81	191	250	376	284
20	1949...	2,214	...	15	42	200	386	427	496	648
21	acres	17,912	...	39	140	478	1,700	3,408	6,004	6,143
22	1949...	29,465	...	65	207	1,414	3,536	5,029	8,015	11,199
23	bushels	289,796	...	426	2,017	5,038	22,166	54,685	95,226	110,238
24	1949...	601,143	...	1,060	3,931	25,754	64,068	95,674	173,269	237,387
25	Cotton harvested.....multiple units reporting	882	...	28	35	82	172	188	254	123
26	1949...	1,163	...	44	57	185	289	272	199	117
27	subunits reporting	4,166	...	39	68	172	416	606	1,292	1,573
28	1949...	5,509	...	68	113	380	747	1,016	1,223	1,962
29	acres	114,592	...	294	708	2,187	7,903	15,641	40,533	47,326
30	1949...	158,864	...	547	1,186	5,093	14,473	28,251	40,514	68,800
31	bales	93,916	...	199	488	1,488	5,749	12,674	33,197	40,121
32	1949...	92,212	...	294	653	2,579	7,145	14,838	22,619	44,084
33	Rice harvested.....multiple units reporting	93	1	6	34	52
34	1949...	18	2	1	2	13
35	subunits reporting	107	1	6	39	61
36	1949...	29	7	2	6	14
37	acres	26,878	20	470	6,475	19,913
38	1949...	4,809	110	110	478	4,111
39	bushels	1,433,544	3,000	32,600	361,397	1,036,547
40	1949...	231,587	4,960	4,800	10,390	211,437
41	Peanuts harvested for picking or threshing.....multiple units reporting	4	1	3
42	1949...
43	subunits reporting	4	1	3
44	1949...
45	acres	5	1	4
46	1949...
47	pounds	2,590	150	2,440
48	1949...
49	Horses and/or mules.....multiple units reporting	591	1	16	21	54	104	113	172	110
50	1950...	914	1	21	41	139	235	209	164	104
51	number	2,759	2	35	60	135	283	370	764	1,110
52	1950...	5,441	4	52	109	422	850	875	1,167	1,962
53	Landlord-tenant operations containing multiple units:									
54	All subunits including home farm.....number	5,670	6	69	113	208	579	829	1,714	2,152
55	1950...	8,233	12	176	174	508	1,070	1,548	1,783	2,962
56	Land in all subunits including home farm.....acres	581,951	245	3,298	4,841	7,653	33,858	73,257	175,180	283,619
57	1950...	584,342	869	6,875	4,598	22,461	49,899	100,004	144,542	255,134
58	Owned by operator of multiple unit.....acres	412,677	240	2,996	4,485	5,438	26,513	45,095	105,980	221,930
59	1950...	428,675	848	5,139	3,160	17,844	31,719	65,230	104,523	200,212
60	Rented by operator of multiple unit.....acres	169,274	5	302	356	2,215	7,345	28,162	69,200	61,689
61	1950...	155,667	21	1,736	1,398	4,617	18,180	34,774	40,019	54,922
62	Subunits not included in multiple units.....operators reporting	302	...	6	14	11	40	51	97	83
63	1950...	485	2	22	22	45	71	117	118	88
64	number	1,286	...	11	30	20	137	200	380	508
65	1950...	2,320	6	72	43	91	243	477	491	897
66	Share tenants.....number	1,100	...	9	27	16	127	167	310	444
67	1950...	1,367	3	35	16	62	104	258	317	572
68	Other tenants, not croppers nor share tenants.....number	186	...	2	3	4	10	33	70	64
69	1950...	953	3	37	27	29	139	219	174	325
70	Land in subunits not included in multiple units.....acres	69,473	...	255	736	708	6,724	11,442	21,131	28,477
	1950...	92,515	192	2,968	1,126	5,989	10,200	20,915	16,236	34,889

MULTIPLE-UNIT OPERATIONS

Economic Area Table 5.—MULTIPLE-UNIT OPERATIONS, BY NUMBER OF SUBUNITS: CENSUSES OF 1954 AND 1950

Item (For definitions and explanations, see text)	Total, selected areas ¹						
	Total	Number of subunits					
		2	3	4	5 to 9	10 to 19	20 and over
1 Multiple-unit operations.....number 1954...	6,525	3,187	1,176	578	1,021	419	144
2 1950...	7,622	3,737	1,322	661	1,162	489	251
3 Subunits in multiple-unit operations.....total number 1954...	28,676	6,374	3,528	2,312	6,571	5,450	4,441
4 1950...	35,898	7,474	3,966	2,644	7,395	6,704	7,715
5 Home farms.....number 1954...	6,199	3,015	1,112	550	974	409	139
6 1950...	6,989	3,453	1,191	593	1,048	459	245
7 Cropper farms.....number 1954...	22,477	3,359	2,416	1,762	5,597	5,041	4,302
8 1950...	28,909	4,021	2,775	2,051	6,347	6,245	7,470
9 Land in multiple-unit operations....total acres 1954...	3,183,143	858,617	426,743	272,856	752,319	544,338	328,270
10 1950...	3,192,384	810,616	379,247	246,022	620,726	527,160	608,613
11 Home farms.....acres 1954...	2,673,888	747,214	357,088	231,907	632,755	448,218	256,706
12 1950...	2,592,009	694,648	303,355	197,496	492,446	420,557	483,507
13 Cropper farms.....acres 1954...	509,255	111,403	69,655	40,949	119,564	96,120	71,564
14 1950...	600,375	115,968	75,892	48,526	128,280	106,603	125,106
15 Cropland harvested.....total acres 1954...	1,761,419	427,099	238,884	161,821	432,858	298,375	202,382
16 1949...	1,681,394	367,019	198,678	131,409	352,796	291,486	340,006
17 Corn harvested for grain.....multiple units reporting 1954...	4,500	2,068	828	420	747	312	125
18 1949...	5,633	2,693	968	493	882	390	207
19 subunits reporting 1954...	9,523	2,802	1,415	819	1,890	1,446	1,151
20 1949...	12,860	3,744	1,715	1,024	2,388	1,910	2,079
21 acres 1954...	142,079	39,479	20,135	13,916	29,878	22,396	16,275
22 1949...	200,333	52,215	24,096	15,180	38,902	30,838	39,102
23 bushels 1954...	2,113,322	453,060	260,119	202,722	497,061	376,605	323,824
24 1949...	4,119,057	1,019,234	485,420	320,465	787,677	665,324	840,937
25 Cotton harvested.....multiple units reporting 1954...	6,298	2,990	1,155	574	1,016	419	144
26 1949...	7,336	3,494	1,290	656	1,156	489	251
27 subunits reporting 1954...	26,549	5,253	3,169	2,164	6,293	5,326	4,344
28 1949...	32,959	6,192	3,515	2,423	6,925	6,444	7,460
29 acres 1954...	755,914	158,201	98,643	70,593	192,070	141,041	95,366
30 1949...	996,288	192,392	113,285	82,392	221,448	184,678	202,093
31 bales 1954...	652,803	122,147	81,733	61,136	168,784	131,158	87,845
32 1949...	717,667	121,502	75,532	56,552	167,994	139,616	156,471
33 Rice harvested.....multiple units reporting 1954...	608	260	97	58	118	50	25
34 1949...	289	167	44	25	29	10	14
35 subunits reporting 1954...	776	312	140	76	157	59	32
36 1949...	409	199	80	42	55	16	17
37 acres 1954...	157,780	59,075	25,593	13,864	33,859	14,260	11,129
38 1949...	65,185	27,862	11,631	7,236	8,661	3,804	5,991
39 bushels 1954...	9,149,931	3,418,470	1,461,560	781,211	2,084,274	823,048	581,368
40 1949...	3,121,668	1,300,232	570,237	349,836	372,088	209,769	319,506
41 Peanuts harvested for picking or threshing.....multiple units reporting 1954...	38	25	6	2	1	3	1
42 1949...	32	29	1	1	1
43 subunits reporting 1954...	45	29	8	3	1	3	1
44 1949...	32	29	1	1	1
45 acres 1954...	80	63	8	3	1	4	1
46 1949...	43	39	1	2	1
47 pounds 1954...	25,260	21,083	975	412	50	2,460	280
48 1949...	17,330	15,850	200	1,000	280
49 Horses and/or mules....multiple units reporting 1954...	3,380	1,514	555	292	603	293	123
50 1950...	5,643	2,661	953	490	895	420	224
51 number 1954...	14,581	3,935	1,732	985	2,977	2,630	2,322
52 1950...	34,473	9,008	4,087	2,512	6,171	5,722	6,973
53 Landlord-tenant operations containing multiple units: All subunits including home farms.....number 1954...	34,765	7,969	4,257	2,780	7,931	6,707	5,121
54 1950...	46,954	10,192	5,081	3,529	9,730	8,555	9,867
55 Land in all subunits including home farm.....acres 1954...	3,628,082	984,670	483,050	314,947	862,682	617,818	364,915
56 1950...	3,816,347	979,165	445,005	290,166	760,127	625,805	716,079
57 Owned by operator of multiple unit.....acres 1954...	2,365,740	631,527	294,769	195,699	560,391	404,143	279,211
58 1950...	2,594,369	687,914	286,357	191,556	481,913	414,942	531,687
59 Rented by operator of multiple unit.....acres 1954...	1,262,342	353,143	188,281	119,248	302,291	213,675	85,704
60 1950...	1,221,978	291,251	158,648	98,610	278,214	210,863	184,392
61 Subunits not included in multiple units.....operators reporting 1954...	1,764	670	267	163	365	208	91
62 1950...	2,665	1,047	441	240	485	272	180
63 number 1954...	6,089	1,595	729	1,360	468	1,257	680
64 1950...	11,056	2,718	1,115	885	2,335	1,851	2,152
65 Share tenants.....number 1954...	5,040	1,293	600	379	1,122	1,090	556
66 1950...	6,412	1,646	704	481	1,251	1,050	1,280
67 Other tenants, not croppers nor share tenants.....number 1954...	1,049	302	129	89	238	167	124
68 1950...	4,644	1,072	411	404	1,084	801	872
69 Land in subunits not included in multiple units.....acres 1954...	444,939	126,053	56,307	42,091	110,363	73,480	36,645
70 1950...	623,963	168,549	65,758	44,144	139,401	98,645	107,466

¹Data for 1950 include reports for Conway, Faulkner, and Pulaski Counties which were not included in 1954 multiple-unit area. See text.

Economic Area Table 5.—MULTIPLE-UNIT OPERATIONS, BY NUMBER OF SUBUNITS: CENSUSES OF 1954 AND 1950—Continued

Item (For definitions and explanations, see text)	Area 3 (part) ¹						
	Total	Number of subunits					
		2	3	4	5 to 9	10 to 19	20 and over
1 Multiple-unit operations.....number 1954...	152	111	28	6	7
2 1950...	429	281	66	22	37	15	8
3 Subunits in multiple-unit operations.....total number 1954...	366	222	84	24	36
4 1950...	1,601	562	198	88	218	196	339
5 Home farms.....number 1954...	1,500	110	27	6	7
6 1950...	398	265	64	19	29	14	7
7 Cropper farms.....number 1954...	216	112	57	18	29
8 1950...	1,203	297	134	69	189	182	332
9 Land in multiple-unit operations....total acres 1954...	76,442	51,009	12,918	4,124	8,391
10 1950...	194,880	88,136	26,668	12,338	27,695	17,358	22,685
11 Home farms.....acres 1954...	67,386	45,716	10,659	3,533	7,478
12 1950...	159,950	75,967	22,143	9,694	22,565	14,413	15,168
13 Cropper farms.....acres 1954...	9,056	5,293	2,259	591	913
14 1950...	34,930	12,169	4,525	2,644	5,130	2,945	7,517
15 Cropland harvested.....total acres 1954...	24,807	13,543	4,917	2,532	3,815
16 1949...	83,612	31,333	10,404	5,512	13,485	8,674	14,204
17 Corn harvested for grain.....multiple units reporting 1954...	92	65	18	4	5
18 1949...	329	214	53	18	28	11	5
19 subunits reporting 1954...	133	82	28	10	13
20 1949...	593	298	96	44	68	55	32
21 acres 1954...	2,726	1,573	459	230	464
22 1949...	11,725	5,654	1,646	841	1,997	599	988
23 bushels 1954...	30,162	20,425	3,751	1,770	4,216
24 1949...	254,040	115,864	33,582	15,653	50,626	14,707	23,608
25 Cotton harvested.....multiple units reporting 1954...	133	93	27	6	7
26 1949...	398	256	62	22	35	15	8
27 subunits reporting 1954...	272	149	71	23	29
28 1949...	1,337	420	152	68	185	187	325
29 acres 1954...	7,154	3,733	1,719	664	1,038
30 1949...	40,118	13,698	5,355	2,271	6,928	5,563	6,303
31 bales 1954...	4,330	2,192	993	389	756
32 1949...	18,501	6,603	2,401	1,072	3,448	1,926	3,051
33 Rice harvested.....multiple units reporting 1954...	3	2	...	1
34 1949...	1	...	1
35 subunits reporting 1954...	3	2	...	1
36 1949...	1	...	1
37 acres 1954...	765	575	...	190
38 1949...	150	...	150
39 bushels 1954...	52,000	39,000	...	13,000
40 1949...	6,624	...	6,624
41 Peanuts harvested for picking or threshing.....multiple units reporting 1954...	3	1	2
42 1949...	2	2
43 subunits reporting 1954...	3	1	2
44 1949...	2	2
45 acres 1954...	3	1	2
46 1949...	2	2
47 pounds 1954...	500	100	400
48 1949...	2,700	2,700
49 Horses and/or mules....multiple units reporting 1954...	69	51	12	3	3
50 1950...	338	215	58	19	28	12	6
51 number 1954...	167	115	32	13	7
52 1950...	1,507	723	246	114	192	105	127
53 Landlord-tenant operations containing multiple units: All subunits including home farm.....number 1954...	440	262	103	26	49
54 1950...	2,053	798	272	112	271	220	380
55 Land in all subunits including home farm.....acres 1954...	81,795	53,666	13,983	4,180	9,966
56 1950...	225,409	104,391	30,494	13,437	32,482	19,325	25,280
57 Owned by operator of multiple unit..acres 1954...	61,859	41,976	10,868	3,070	5,945
58 1950...	169,851	82,228	23,602	10,197	23,426	12,822	17,576
59 Rented by operator of multiple unit.....acres 1954...	19,936	11,690	3,115	1,110	4,021
60 1950...	55,558	22,163	6,892	3,240	9,056	6,503	7,704
61 Subunits not included in multiple units.....operators reporting 1954...	37	24	7	2	4
62 1950...	164	97	25	10	19	8	5
63 number 1954...	74	40	19	2	13
64 1950...	452	236	74	24	53	24	41
65 Share tenants.....number 1954...	56	30	15	1	10
66 1950...	312	169	56	7	39	13	28
67 Other tenants, not croppers nor share tenants.....number 1954...	18	10	4	1	3
68 1950...	140	67	18	17	14	11	13
69 Land in subunits not included in multiple units.....acres 1954...	5,353	2,657	1,065	56	1,575
70 1950...	30,529	16,255	3,826	1,099	4,787	1,967	2,595

¹Data for 1950 include reports for Conway, Faulkner, and Pulaski Counties which were not included in 1954 multiple-unit area. See text.

MULTIPLE-UNIT OPERATIONS

Economic Area Table 5.—MULTIPLE-UNIT OPERATIONS, BY NUMBER OF SUBUNITS: CENSUSES OF 1954 AND 1950—Continued

Item (For definitions and explanations, see text)	Area 5						
	Total	Number of subunits					
		2	3	4	5 to 9	10 to 19	20 and over
1 Multiple-unit operations.....number 1954...	474	310	84	27	44	7	2
2 1950...	626	388	101	50	70	12	5
3 Subunits in multiple-unit operations.....total number 1954...	1,428	620	252	108	267	96	85
4 1950...	1,979	776	303	200	441	153	106
5 Home farms.....number 1954...	462	301	83	26	44	7	1
6 1950...	591	366	96	45	67	12	5
7 Cropper farms.....number 1954...	966	319	169	82	223	89	84
8 1950...	1,388	410	207	155	374	141	101
9 Land in multiple-unit operations....total acres 1954...	223,744	101,086	41,544	14,196	42,065	17,662	7,191
10 1950...	292,082	120,546	49,907	23,590	63,082	16,990	17,967
11 Home farms.....acres 1954...	197,757	90,471	35,845	12,704	37,100	16,250	5,387
12 1950...	255,740	107,194	44,221	19,438	53,906	14,383	16,598
13 Cropper farms.....acres 1954...	25,987	10,615	5,699	1,492	4,965	1,412	1,804
14 1950...	36,342	13,352	5,686	4,152	9,176	2,607	1,369
15 Cropland harvested.....total acres 1954...	61,703	23,983	12,337	4,982	12,691	4,375	3,335
16 1949...	93,405	33,115	15,197	8,804	23,571	6,761	5,957
17 Corn harvested for grain.....multiple units reporting 1954...	362	249	61	21	26	4	1
18 1949...	518	320	84	46	55	8	3
19 subunits reporting 1954...	684	361	121	49	104	33	16
20 1949...	1,030	462	183	124	186	72	3
21 acres 1954...	8,376	4,467	1,486	682	1,310	339	92
22 1949...	14,197	5,880	2,846	1,407	3,380	604	80
23 bushels 1954...	97,775	42,180	22,666	8,097	17,510	6,685	6,37
24 1949...	268,908	110,253	53,970	25,698	67,520	9,767	1,700
25 Cotton harvested.....multiple units reporting 1954...	425	263	82	27	44	7	2
26 1949...	579	346	96	50	70	12	5
27 subunits reporting 1954...	1,123	396	203	98	251	93	82
28 1949...	1,633	554	249	183	394	148	105
29 acres 1954...	27,004	9,136	5,077	2,383	6,509	2,790	1,109
30 1949...	49,947	15,591	7,259	5,442	13,753	4,582	3,320
31 bales 1954...	14,561	4,261	2,898	1,434	3,951	1,465	552
32 1949...	21,879	6,131	3,239	2,207	6,297	2,459	1,546
33 Rice harvested.....multiple units reporting 1954...	3	1	1	1	...
34 1949...
35 subunits reporting 1954...	3	1	1	1	...
36 1949...
37 acres 1954...	410	150	160	100	...
38 1949...
39 bushels 1954...	14,500	6,000	4,500	4,000	...
40 1949...
41 Peanuts harvested for picking or threshing.....multiple units reporting 1954...	11	9	...	1	1
42 1949...	9	7	...	1	1
43 subunits reporting 1954...	12	9	...	2	1
44 1949...	9	7	...	1	1
45 acres 1954...	24	21	...	2	1
46 1949...	13	10	...	2	1
47 pounds 1954...	3,692	3,430	...	212	50
48 1949...	5,170	3,890	...	1,000	280
49 Horses and/or mules....multiple units reporting 1954...	343	232	54	20	31	4	2
50 1950...	518	327	80	42	55	9	5
51 number 1954...	1,216	605	182	95	167	130	37
52 1950...	3,128	1,345	589	306	465	276	147
53 Landlord-tenant operations containing multiple units:							
54 All subunits including home farm.....number 1954...	1,647	723	291	126	306	110	91
1950...	2,517	997	372	257	532	182	177
55 Land in all subunits including home farm.....acres 1954...	233,989	106,747	43,890	14,623	43,184	18,303	7,242
56 1950...	310,586	130,713	50,119	25,874	66,906	17,818	19,156
57 Owned by operator of multiple unit..acres 1954...	173,652	79,581	32,614	9,459	29,253	15,503	7,242
58 1950...	238,191	106,039	35,050	20,055	46,510	15,213	15,324
59 Rented by operator of multiple unit.....acres 1954...	60,337	27,166	11,276	5,164	13,931	2,800	...
60 1950...	72,395	24,674	15,069	5,819	20,396	2,605	3,832
61 Subunits not included in multiple units.....operators reporting 1954...	117	66	20	9	15	5	2
62 1950...	208	117	33	19	27	8	4
63 number 1954...	219	103	39	18	39	14	6
64 1950...	538	221	69	57	91	29	71
65 Share tenants.....number 1954...	171	78	27	14	35	13	4
66 1950...	309	144	42	34	48	16	25
67 Other tenants, not croppers nor share tenants.....number 1954...	48	25	12	4	4	1	2
68 1950...	229	77	27	23	43	13	46
69 Land in subunits not included in multiple units.....acres 1954...	10,245	5,661	2,346	427	1,119	641	51
70 1950...	18,504	10,167	212	2,284	3,824	828	1,189

Economic Area Table 5.—MULTIPLE-UNIT OPERATIONS, BY NUMBER OF SUBUNITS: CENSUSES OF 1954 AND 1950—Continued

Item (For definitions and explanations, see text)		Area 6						
		Total	Number of subunits					
			2	3	4	5 to 9	10 to 19	20 and over
1	Multiple-unit operations.....number	1954... 367	230	55	21	40	18	3
2		1950... 453	315	54	30	35	13	6
3	Subunits in multiple-unit operations.....total number	1954... 1,275	460	165	84	258	220	88
4		1950... 1,440	630	162	120	222	177	129
5	Home farms.....number	1954... 356	224	54	19	38	18	3
6		1950... 427	301	51	27	30	12	6
7	Cropper farms.....number	1954... 919	236	111	65	220	202	85
8		1950... 1,013	329	111	93	192	165	123
9	Land in multiple-unit operations....total acres	1954... 200,276	68,164	27,097	18,572	40,920	39,513	6,010
10		1950... 214,551	81,045	21,924	21,817	28,040	20,463	41,262
11	Home farms.....acres	1954... 175,878	60,578	24,194	16,465	35,021	34,793	4,827
12		1950... 189,436	70,790	19,074	19,098	23,913	17,792	38,769
13	Cropper farms.....acres	1954... 24,398	7,586	2,903	2,107	5,899	4,720	1,183
14		1950... 25,115	10,255	2,850	2,719	4,127	2,671	2,493
15	Cropland harvested.....total acres	1954... 60,153	18,041	8,040	5,179	13,090	13,512	2,291
16		1949... 59,867	21,575	6,157	5,886	8,516	7,211	10,522
17	Corn harvested for grain.....multiple units reporting	1954... 273	163	40	17	34	16	3
18		1949... 373	258	42	25	30	13	5
19	subunits reporting	1954... 537	230	83	39	103	75	7
20		1949... 755	365	89	66	108	90	37
21	acres	1954... 8,879	3,051	1,284	862	1,782	1,430	470
22		1949... 9,783	4,426	977	1,207	1,668	1,229	276
23	bushels	1954... 107,304	31,005	13,049	8,859	22,992	20,789	10,610
24		1949... 175,782	82,070	18,479	28,985	25,567	18,333	2,348
25	Cotton harvested.....multiple units reporting	1954... 333	198	54	21	39	18	3
26		1949... 409	273	53	30	34	13	6
27	subunits reporting	1954... 1,040	296	136	74	237	210	87
28		1949... 1,123	426	132	101	192	160	112
29	acres	1954... 24,261	6,153	2,858	2,927	6,124	4,933	1,266
30		1949... 25,746	9,217	3,394	2,954	4,544	3,539	2,098
31	bales	1954... 15,689	3,373	1,723	1,794	4,313	3,476	1,010
32		1949... 11,859	3,884	1,583	1,413	1,974	1,788	1,217
33	Rice harvested.....multiple units reporting	1954... 8	3	1	...	1	3	...
34		1949... 5	2	1	...	2
35	subunits reporting	1954... 13	6	1	...	1	5	...
36		1949... 7	3	1	...	3
37	acres	1954... 3,980	2,310	575	...	300	795	...
38		1949... 2,606	553	213	...	1,740
39	bushels	1954... 218,190	133,300	40,000	...	5,000	39,890	...
40		1949... 124,793	35,880	11,183	...	77,730
41	Peanuts harvested for picking or threshing.....multiple units reporting	1954... 16	12	3	1
42		1949... 20	19	1
43	subunits reporting	1954... 21	15	5
44		1949... 20	19	1
45	acres	1954... 44	38	5
46		1949... 27	26	1
47	pounds	1954... 17,189	16,539	450	200
48		1949... 9,160	8,960	200
49	Horses and/or mules....multiple units reporting	1954... 295	183	49	13	33	14	3
50		1950... 405	278	50	27	33	12	5
51	number	1954... 1,372	549	184	65	294	220	60
52		1950... 2,323	978	259	275	340	311	160
53	Landlord-tenant operations containing multiple units:							
54	All subunits including home farm.....number	1954... 1,903	557	209	127	490	400	120
55		1950... 2,419	889	217	200	382	345	386
56	Land in all subunits including home farm.....acres	1954... 223,827	70,880	29,182	20,882	48,751	46,818	7,314
57		1950... 248,837	89,024	23,882	24,613	33,876	25,719	51,723
58	Owned by operator of multiple unit.....acres	1954... 180,349	57,715	20,652	17,170	37,181	42,579	5,052
59		1950... 188,966	72,991	20,639	20,583	28,831	23,429	22,493
60	Rented by operator of multiple unit.....acres	1954... 43,478	13,165	8,530	3,712	11,570	4,239	2,262
61		1950... 59,871	16,033	3,243	4,030	5,045	2,290	29,230
62	Subunits not included in multiple units.....operators reporting	1954... 116	47	20	8	23	15	3
63		1950... 196	110	23	17	27	13	6
64	number	1954... 628	97	44	43	232	180	32
65		1950... 979	259	55	80	160	168	257
66	Share tenants.....number	1954... 587	82	38	39	219	177	32
67		1950... 701	170	38	47	118	127	201
68	Other tenants, not croppers nor share tenants.....number	1954... 41	15	6	4	13	3	...
69		1950... 278	89	17	33	42	41	56
70	Land in subunits not included in multiple units.....acres	1954... 23,551	2,716	2,085	2,310	7,831	7,305	1,304
		1950... 34,286	7,979	1,958	2,796	5,836	5,256	10,461

MULTIPLE-UNIT OPERATIONS

Economic Area Table 5.—MULTIPLE-UNIT OPERATIONS, BY NUMBER OF SUBUNITS: CENSUSES OF 1954 AND 1950—Continued

Item (For definitions and explanations, see text)	Area 7a						
	Total	Number of subunits					
		2	3	4	5 to 9	10 to 19	20 and over
1 Multiple-unit operations.....number 1954...	1,701	970	285	136	205	84	21
2 1950...	1,695	912	282	143	219	99	40
3 Subunits in multiple-unit operations.....total number 1954...	6,388	1,940	855	544	1,311	1,075	663
4 1950...	7,371	1,824	846	572	1,413	1,311	1,405
5 Home farms.....number 1954...	1,611	913	270	128	198	82	20
6 1950...	1,555	856	245	126	194	95	39
7 Cropper farms.....number 1954...	4,777	1,027	585	416	1,113	993	643
8 1950...	5,816	968	601	446	1,219	1,216	1,366
9 Land in multiple-unit operations.....total acres 1954...	768,517	263,557	110,451	73,606	142,127	113,696	65,080
10 1950...	671,892	203,278	76,712	51,127	119,572	101,048	120,155
11 Home farms.....acres 1954...	624,014	222,973	91,203	57,639	111,733	90,377	50,089
12 1950...	518,765	168,695	56,136	37,608	88,053	74,713	93,560
13 Cropper farms.....acres 1954...	144,503	40,584	19,248	15,967	30,394	23,319	14,991
14 1950...	153,127	34,583	20,576	13,519	31,519	26,335	26,595
15 Cropland harvested.....total acres 1954...	444,922	148,437	64,897	41,717	90,669	65,887	33,315
16 1949...	353,073	99,805	44,261	26,935	67,255	55,665	59,152
17 Corn harvested for grain.....multiple units reporting 1954...	1,106	603	194	98	140	54	17
18 1949...	1,239	664	193	103	165	79	35
19 subunits reporting 1954...	2,022	806	319	202	328	207	160
20 1949...	2,805	939	335	211	487	360	473
21 acres 1954...	34,018	13,580	5,537	3,764	5,428	3,594	2,115
22 1949...	46,036	16,458	5,609	3,152	7,356	5,880	7,581
23 bushels 1954...	382,401	137,773	61,369	45,234	69,814	40,450	27,761
24 1949...	906,692	321,503	116,036	71,522	148,788	129,430	119,413
25 Cotton harvested.....multiple units reporting 1954...	1,653	932	280	133	203	84	21
26 1949...	1,629	851	279	141	219	99	40
27 subunits reporting 1954...	5,827	1,640	755	495	1,245	1,043	649
28 1949...	6,736	1,516	752	522	1,327	1,250	1,369
29 acres 1954...	175,531	50,822	24,595	16,526	38,592	30,441	14,555
30 1949...	210,572	51,469	25,501	18,069	43,041	37,423	35,069
31 bales 1954...	143,795	38,938	19,664	14,152	33,034	25,736	12,271
32 1949...	158,418	37,816	18,545	13,661	31,773	29,092	27,531
33 Rice harvested.....multiple units reporting 1954...	192	95	21	21	29	17	9
34 1949...	99	57	15	7	9	5	6
35 subunits reporting 1954...	245	109	33	31	43	20	9
36 1949...	132	66	24	10	17	9	6
37 acres 1954...	47,888	20,497	5,781	5,442	7,969	5,010	3,189
38 1949...	19,589	10,109	2,921	1,314	2,276	1,274	1,695
39 bushels 1954...	2,832,897	1,217,759	303,520	296,783	550,345	294,690	169,800
40 1949...	941,811	489,472	127,058	74,542	87,005	85,000	78,734
41 Peanuts harvested for picking or threshing.....multiple units reporting 1954...	2	1	1
42 1949...
43 subunits reporting 1954...	2	1	1
44 1949...
45 acres 1954...	2	1	1
46 1949...
47 pounds 1954...	389	264	125
48 1949...
49 Horses and/or mules.....multiple units reporting 1954...	591	314	83	41	91	46	16
50 1950...	1,222	634	191	102	168	90	37
51 number 1954...	2,001	722	258	135	324	274	288
52 1950...	6,259	1,893	664	456	988	943	1,315
53 Landlord-tenant operations containing multiple units: All subunits including home farm.....number 1954...	7,740	2,500	1,058	677	1,547	1,202	756
54 1950...	9,315	2,576	1,060	820	1,829	1,566	1,664
55 Land in all subunits including home farm.....acres 1954...	910,864	314,597	127,961	87,917	170,707	132,799	76,883
56 1950...	857,476	265,201	97,533	71,367	161,311	125,284	136,980
57 Owned by operator of multiple unit.....acres 1954...	580,088	193,384	76,677	60,266	96,355	83,217	70,189
58 1950...	567,815	180,256	59,664	45,201	105,121	76,079	101,494
59 Rented by operator of multiple unit.....acres 1954...	330,776	121,213	51,284	27,651	74,352	49,582	6,694
60 1950...	289,661	84,945	37,869	26,166	56,190	49,205	35,286
61 Subunits not included in multiple units.....operators reporting 1954...	423	203	63	40	74	30	13
62 1950...	525	251	79	51	78	41	25
63 number 1954...	1,352	560	203	133	236	127	93
64 1950...	2,144	752	214	248	416	255	259
65 Share tenants.....number 1954...	1,198	492	184	126	200	114	82
66 1950...	1,218	414	136	133	228	156	151
67 Other tenants, not croppers nor share tenants.....number 1954...	154	68	19	7	36	13	11
68 1950...	926	338	78	115	188	99	108
69 Land in subunits not included in multiple units.....acres 1954...	142,347	51,040	17,510	14,311	28,580	19,103	11,803
70 1950...	185,584	61,923	20,821	20,240	41,739	24,236	16,625

Economic Area Table 5.—MULTIPLE-UNIT OPERATIONS, BY NUMBER OF SUBUNITS: CENSUSES OF 1954 AND 1950—Continued

	Item (For definitions and explanations, see text)	Area 7b						
		Total	Number of subunits					
			2	3	4	5 to 9	10 to 19	20 and over
1	Multiple-unit operations.....number 1954...	458	239	90	45	69	8	7
2	1950...	477	254	88	55	58	18	4
3	Subunits in multiple-unit operations.....total number 1954...	1,650	478	270	180	434	121	167
4	1950...	1,663	508	264	220	359	215	97
5	Home farms.....number 1954...	443	231	86	45	68	6	7
6	1950...	441	239	78	47	56	17	4
7	Cropper farms.....number 1954...	1,207	247	184	135	366	115	160
8	1950...	1,222	269	186	173	303	198	93
9	Land in multiple-unit operations....total acres 1954...	325,596	97,569	46,077	27,049	103,448	29,205	22,248
10	1950...	269,825	98,545	43,054	29,707	46,248	42,311	9,950
11	Home farms.....acres 1954...	270,633	85,670	36,504	22,777	84,317	21,906	19,459
12	1950...	223,691	86,275	31,003	23,175	36,554	38,514	8,170
13	Cropper farms.....acres 1954...	54,963	11,899	9,573	4,272	19,131	7,299	2,789
14	1950...	46,134	12,270	12,051	6,532	9,694	3,797	1,790
15	Cropland harvested.....total acres 1954...	157,841	54,245	29,513	15,117	45,502	7,198	6,266
16	1949...	135,406	48,056	23,886	17,518	25,999	15,801	4,146
17	Corn harvested for grain.....multiple units reporting 1954...	234	105	49	24	47	4	5
18	1949...	301	145	58	38	41	15	4
19	subunits reporting 1954...	443	129	85	41	120	28	40
20	1949...	499	185	90	66	84	41	33
21	acres 1954...	4,711	1,325	1,022	461	1,453	176	274
22	1949...	6,438	2,252	1,081	661	1,279	563	602
23	bushels 1954...	67,171	16,354	11,689	8,070	24,745	1,936	4,377
24	1949...	162,845	53,625	24,740	15,195	28,865	15,120	25,300
25	Cotton harvested.....multiple units reporting 1954...	404	197	81	44	67	8	7
26	1949...	419	209	78	53	57	18	4
27	subunits reporting 1954...	1,333	319	209	152	376	114	163
28	1949...	1,382	358	196	187	361	201	79
29	acres 1954...	41,665	10,192	7,225	5,233	12,365	2,856	3,794
30	1949...	55,973	16,088	8,289	8,659	13,456	7,035	2,446
31	bales 1954...	28,851	6,810	5,166	3,891	8,748	1,864	2,372
32	1949...	34,393	8,942	5,054	5,845	7,763	4,876	1,913
33	Rice harvested.....multiple units reporting 1954...	195	99	39	20	33	2	2
34	1949...	142	94	22	11	10	5	...
35	subunits reporting 1954...	278	126	62	28	56	4	2
36	1949...	207	115	46	20	19	7	...
37	acres 1954...	48,859	21,117	11,055	4,276	11,301	750	360
38	1949...	30,873	14,329	6,976	3,455	4,004	2,109	...
39	bushels 1954...	2,890,127	1,195,909	675,974	265,039	664,667	60,000	28,538
40	1949...	1,475,808	655,765	348,915	168,224	178,135	124,769	...
41	Peanuts harvested for picking or threshing.....multiple units reporting 1954...
42	1949...	1	1
43	subunits reporting 1954...
44	1949...	1	1
45	acres 1954...
46	1949...	1	1
47	pounds 1954...
48	1949...	300	300
49	Horses and/or mules....multiple units reporting 1954...	245	114	38	30	51	6	6
50	1950...	335	168	56	43	48	16	4
51	number 1954...	856	276	84	87	323	46	40
52	1950...	1,561	561	248	225	265	167	95
53	Landlord-tenant operations containing multiple units:							
54	All subunits including home farm.....number 1954...	2,081	620	312	208	570	161	210
55	1950...	2,186	711	336	258	431	313	137
56	Land in all subunits including home farm.....acres 1954...	376,328	112,825	51,624	29,049	125,646	32,240	24,944
57	1950...	314,541	114,311	50,579	31,419	50,850	56,467	10,915
58	Owned by operator of multiple unit..acres 1954...	258,276	68,118	32,826	15,634	101,355	20,243	20,100
59	1950...	226,465	79,254	35,274	16,834	38,016	48,172	8,915
60	Rented by operator of multiple unit.....acres 1954...	118,052	44,707	18,798	13,415	24,291	11,997	4,844
61	1950...	88,076	35,057	15,305	14,585	12,834	8,295	2,000
62	Subunits not included in multiple units.....operators reporting 1954...	138	68	18	11	31	5	5
63	1950...	158	75	32	18	21	3	3
64	number 1954...	431	142	42	28	136	40	43
65	1950...	523	203	72	38	72	98	40
66	Share tenants.....number 1954...	334	113	33	18	125	39	6
67	1950...	345	135	54	22	42	58	34
68	Other tenants, not croppers nor share tenants.....number 1954...	97	29	9	10	11	1	37
69	1950...	178	68	18	16	30	40	6
70	Land in subunits not included in multiple units.....acres 1954...	50,732	15,256	5,547	2,000	22,198	3,035	2,696
	1950...	44,716	15,766	7,525	1,712	4,602	14,156	955

MULTIPLE-UNIT OPERATIONS

Economic Area Table 5.—MULTIPLE-UNIT OPERATIONS, BY NUMBER OF SUBUNITS: CENSUSES OF 1954 AND 1950—Continued

Item (For definitions and explanations, see text)	Area 8a						
	Total	Number of subunits					
		2	3	4	5 to 9	10 to 19	20 and over
1 Multiple-unit operations.....number 1954...	2,482	963	470	245	483	236	85
2 1950...	2,765	1,055	512	261	549	248	140
3 Subunits in multiple-unit operations.....total number 1954...	13,185	1,926	1,410	980	3,167	3,102	2,600
4 1950...	15,931	2,110	1,536	1,044	3,482	3,540	4,219
5 Home farms.....number 1954...	2,323	892	436	232	451	230	82
6 1950...	2,505	937	464	234	497	236	137
7 Cropper farms.....number 1954...	10,862	1,034	974	748	2,716	2,872	2,518
8 1950...	13,426	1,173	1,072	810	2,985	3,304	4,082
9 Land in multiple-unit operations....total acres 1954...	1,076,090	186,631	126,760	85,341	278,929	238,424	160,005
10 1950...	1,057,327	133,950	104,393	76,434	233,520	230,807	278,223
11 Home farms.....acres 1954...	888,297	159,721	105,175	73,613	235,030	192,295	122,463
12 1950...	831,229	110,817	83,644	62,588	183,008	178,810	212,362
13 Cropper farms.....acres 1954...	187,793	26,910	21,585	11,728	43,899	46,129	37,542
14 1950...	226,098	23,133	20,749	13,846	50,512	51,997	65,861
15 Cropland harvested.....total acres 1954...	766,549	125,596	87,673	63,935	198,716	168,002	122,627
16 1949...	707,259	87,818	71,127	48,530	161,996	152,262	185,526
17 Corn harvested for grain.....multiple units reporting 1954...	1,845	658	358	188	378	188	75
18 1949...	1,967	691	372	186	401	199	118
19 subunits reporting 1954...	4,489	893	590	341	966	921	778
20 1949...	4,964	947	642	353	995	941	1,086
21 acres 1954...	65,457	11,507	8,039	5,596	14,775	14,666	10,874
22 1949...	82,689	10,209	8,602	5,811	16,467	17,014	24,586
23 bushels 1954...	1,138,783	147,591	109,230	92,841	279,130	269,483	240,508
24 1949...	1,749,647	194,007	177,117	120,577	333,557	384,805	539,584
25 Cotton harvested.....multiple units reporting 1954...	2,468	950	469	245	483	236	85
26 1949...	2,739	1,039	505	260	547	248	140
27 subunits reporting 1954...	12,788	1,792	1,335	947	3,095	3,053	2,566
28 1949...	15,239	1,962	1,431	979	3,302	3,463	4,102
29 acres 1954...	365,707	57,153	42,949	30,115	95,158	80,551	59,781
30 1949...	455,068	57,064	44,711	31,476	106,647	97,519	117,651
31 bales 1954...	351,661	50,186	39,725	28,425	91,040	82,017	60,268
32 1949...	380,405	44,046	34,890	24,929	97,872	81,813	96,855
33 Rice harvested.....multiple units reporting 1954...	114	44	18	5	26	15	6
34 1949...	24	11	3	7	3
35 subunits reporting 1954...	127	48	20	5	28	16	10
36 1949...	33	12	4	12	5
37 acres 1954...	29,000	9,266	3,053	1,675	7,663	4,106	3,237
38 1949...	7,158	2,386	1,035	2,467	1,270
39 bushels 1954...	1,708,673	531,402	168,621	88,000	511,667	241,683	167,300
40 1949...	341,045	104,860	58,050	107,070	71,065
41 Peanuts harvested for picking or threshing.....multiple units reporting 1954...	2	1	1	...
42 1949...
43 subunits reporting 1954...	3	2	1	...
44 1949...
45 acres 1954...	2	1	1	...
46 1949...
47 pounds 1954...	900	600	300	...
48 1949...
49 Horses and/or mules....multiple units reporting 1954...	1,246	405	213	123	264	170	71
50 1950...	1,911	639	355	180	402	211	124
51 number 1954...	6,210	1,047	644	386	1,239	1,465	1,429
52 1950...	14,254	2,236	1,444	820	2,821	3,009	3,924
53 Landlord-tenant operations containing multiple units: All subunits including home farm.....number 1954...	15,284	2,331	1,688	1,109	3,578	3,682	2,896
54 1950...	20,031	2,733	1,965	1,348	4,423	4,350	5,212
55 Land in all subunits including home farm.....acres 1954...	1,219,328	221,953	146,734	100,878	303,337	269,989	176,437
56 1950...	1,275,156	172,581	130,902	88,037	283,862	266,231	333,543
57 Owned by operator of multiple unit..acres 1954...	698,839	123,620	79,690	55,438	166,156	151,848	122,087
58 1950...	774,406	102,264	72,014	52,482	147,929	150,610	249,107
59 Rented by operator of multiple unit.....acres 1954...	520,489	98,333	67,044	45,440	137,181	118,141	54,350
60 1950...	500,750	70,317	58,888	35,555	135,933	115,621	84,436
61 Subunits not included in multiple units.....operators reporting 1954...	631	179	98	53	138	117	46
62 1950...	929	242	164	83	208	132	100
63 number 1954...	2,099	405	278	129	411	580	296
64 1950...	4,100	623	429	304	941	810	993
65 Share tenants.....number 1954...	1,594	291	214	103	285	456	245
66 1950...	2,160	317	258	146	434	463	542
67 Other tenants, not croppers nor share tenants.....number 1954...	505	114	64	26	126	124	51
68 1950...	1,940	306	171	158	507	347	451
69 Land in subunits not included in multiple units.....acres 1954...	143,238	35,322	19,974	15,537	24,408	31,565	16,432
70 1950...	217,829	38,631	26,509	11,603	50,342	35,424	55,320

Economic Area Table 5.—MULTIPLE-UNIT OPERATIONS, BY NUMBER OF SUBUNITS: CENSUSES OF 1954 AND 1950—Continued

Item (For definitions and explanations, see text)		Area 8b						
		Total	Number of subunits					
			2	3	4	5 to 9	10 to 19	20 and over
1	Multiple-unit operations.....number	891	364	164	98	173	66	26
2	1950....	1,177	532	219	100	194	84	48
3	Subunits in multiple-unit operations.....total number	4,384	728	492	392	1,098	836	838
4	1950....	5,913	1,064	657	400	1,260	1,112	1,420
5	Home farms.....number	854	344	156	94	168	66	26
6	1950....	1,072	489	193	95	175	73	47
7	Cropper farms.....number	3,530	384	336	298	930	770	812
8	1950....	4,841	575	464	305	1,085	1,039	1,373
9	Land in multiple-unit operations....total acres	512,478	90,601	61,896	49,968	136,439	105,838	67,736
10	1950....	491,827	85,116	56,589	31,009	102,569	98,183	118,361
11	Home farms.....acres	449,923	82,085	53,508	45,176	122,076	92,597	54,481
12	1950....	413,198	74,910	47,134	25,895	84,447	81,932	98,880
13	Cropper farms.....acres	62,555	8,516	8,388	4,792	14,363	13,241	13,255
14	1950....	78,629	10,206	9,455	5,114	18,122	16,251	19,481
15	Cropland harvested.....total acres	245,444	43,254	31,507	28,359	68,375	39,401	34,548
16	1949....	248,772	45,317	27,646	18,224	51,974	45,112	60,499
17	Corn harvested for grain.....multiple units reporting	588	225	108	68	117	46	24
18	1949....	906	401	166	77	162	63	37
19	subunits reporting	1,215	301	189	137	256	182	150
20	1949....	2,214	548	280	160	460	351	415
21	acres	17,912	3,976	2,308	2,321	4,666	2,191	2,450
22	1949....	29,465	7,336	3,335	2,101	6,755	4,949	4,989
23	bushels	289,796	57,732	38,365	37,852	78,654	37,262	39,931
24	1949....	601,143	141,912	61,496	42,835	132,754	93,162	128,984
25	Cotton harvested.....multiple units reporting	882	357	162	98	173	66	26
26	1949....	1,163	520	217	100	194	84	48
27	subunits reporting	4,166	661	460	375	1,060	813	797
28	1949....	5,509	956	603	383	1,164	1,035	1,368
29	acres	114,592	21,012	14,220	12,745	32,284	19,470	14,861
30	1949....	158,864	29,265	18,776	13,521	33,079	29,017	35,206
31	bales	93,916	16,387	11,564	11,051	26,942	16,600	11,372
32	1949....	92,212	14,080	9,820	7,425	18,867	17,662	24,358
33	Rice harvested.....multiple units reporting	93	17	18	10	28	12	8
34	1949....	18	3	3	...	6	...	6
35	subunits reporting	107	21	24	...	28	13	11
36	1949....	29	3	5	...	13	...	8
37	acres	26,878	5,310	5,129	2,131	6,466	3,499	4,343
38	1949....	4,809	485	549	...	798	...	2,977
39	bushels	1,433,544	301,100	273,445	112,389	348,095	182,785	215,730
40	1949....	231,587	14,255	29,590	...	24,700	...	163,042
41	Peanuts harvested for picking or threshing.....multiple units reporting	4	1	2	1
42	1949....
43	subunits reporting	4	1	2	1
44	1949....
45	acres	5	1	3	1
46	1949....
47	pounds	2,590	150	2,160	280
48	1949....
49	Horses and/or mules....multiple units reporting	591	215	106	62	130	53	25
50	1950....	914	400	163	77	161	70	43
51	number	2,759	621	348	204	623	495	468
52	1950....	5,441	1,272	637	316	1,100	911	1,205
53	Landlord-tenant operations containing multiple units:							
54	All subunits including home farm.....number	5,670	976	596	507	1,391	1,152	1,048
55	1950....	8,233	1,488	859	534	1,862	1,579	1,911
56	Land in all subunits including home farm.....acres	581,951	104,002	69,676	57,418	161,091	117,669	72,095
57	1950....	584,342	102,944	61,496	35,419	130,840	114,961	138,682
58	Owned by operator of multiple unit..acres	412,677	67,133	41,442	34,662	124,146	90,753	54,541
59	1950....	428,675	64,882	40,114	26,204	92,080	88,617	116,778
60	Rented by operator of multiple unit.....acres	169,274	36,869	28,234	22,756	36,945	26,916	17,554
61	1950....	155,667	38,062	21,382	9,215	38,760	26,344	21,904
62	Subunits not included in multiple units.....operators reporting	302	83	41	40	80	36	22
63	1950....	485	155	85	42	105	61	37
64	number	1,286	248	104	115	293	316	210
65	1950....	2,320	424	202	134	602	467	491
66	Share tenants.....number	1,100	207	89	78	248	291	187
67	1950....	1,367	297	120	92	342	217	299
68	Other tenants, not croppers nor share tenants.....number	186	41	15	37	45	25	23
69	1950....	953	127	82	42	260	250	192
70	Land in subunits not included in multiple units.....acres	69,473	13,401	7,780	7,450	24,652	11,831	4,359
	1950....	92,515	17,828	4,907	4,410	28,271	16,778	20,321

MULTIPLE-UNIT OPERATIONS

Economic Area Table 6.—MULTIPLE-UNIT OPERATIONS, BY KIND OF TENANT IN LANDLORD-TENANT OPERATION: CENSUSES OF 1954 AND 1950

Item (For definitions and explanations, see text)	Total, selected areas ¹				Area 3 (part) ¹			
	Total	Kind of tenant in landlord-tenant operation			Total	Kind of tenant in landlord-tenant operation		
		Croppers only	Croppers, share, and/or other tenants only	Croppers and tenants other than share tenants only		Croppers only	Croppers, share, and/or other tenants only	Croppers and tenants other than share tenants only
1 Multiple-unit operations.....number 1954...	6,525	4,761	1,430	334	152	115	29	8
2 1950...	7,622	4,957	1,947	718	429	265	124	40
3 Subunits in multiple-unit operations.....total number 1954...	28,676	17,795	9,196	1,685	366	268	80	18
4 1950...	35,898	19,078	13,173	3,647	1,601	824	596	181
5 Home farms.....number 1954...	6,199	4,540	1,339	320	150	113	29	8
6 1950...	6,989	4,592	1,765	632	398	245	116	37
7 Cropper farms.....number 1954...	22,477	13,255	7,857	1,365	216	155	51	10
8 1950...	28,909	14,486	11,408	3,015	1,203	579	480	144
9 Land in multiple-unit operations....total acres 1954...	3,183,143	1,678,064	1,319,010	186,069	76,442	40,320	33,124	2,998
10 1950...	3,192,384	1,348,748	1,554,276	289,360	194,880	80,994	93,009	20,877
11 Home farms.....acres 1954...	2,673,888	1,393,613	1,123,248	157,027	67,386	33,975	30,744	2,667
12 1950...	2,592,009	1,068,007	1,297,678	226,324	159,950	65,388	77,000	17,562
13 Cropper farms.....acres 1954...	509,255	284,451	195,762	29,042	9,056	6,345	2,380	331
14 1950...	600,375	280,741	256,598	63,036	34,930	19,606	16,009	3,315
15 Cropland harvested.....total acres 1954...	1,761,419	1,040,175	612,614	108,630	24,807	18,238	5,177	1,392
16 1949...	1,681,394	822,221	697,286	161,887	83,612	40,266	33,986	9,360
17 Corn harvested for grain.....multiple units reporting 1954...	4,500	3,277	990	233	92	68	20	4
18 1949...	5,633	3,642	1,424	567	329	205	96	28
19 subunits reporting 1954...	9,523	6,044	2,894	585	133	91	36	6
20 1949...	12,860	6,932	4,559	1,369	593	348	192	53
21 acres 1954...	142,079	83,045	51,216	7,818	2,726	1,598	928	200
22 1949...	200,333	98,644	81,740	19,949	11,725	5,582	5,106	1,037
23 bushels 1954...	2,113,392	1,148,419	825,091	139,882	30,162	20,619	7,888	1,655
24 1949...	4,119,057	2,025,536	1,699,189	394,332	254,040	110,670	117,463	25,907
25 Cotton harvested.....multiple units reporting 1954...	6,298	4,606	1,371	321	133	102	26	5
26 1949...	7,336	4,791	1,861	398	186	246	116	36
27 subunits reporting 1954...	26,549	16,529	8,477	1,543	272	210	52	10
28 1949...	32,959	17,580	12,051	3,328	1,337	672	515	150
29 acres 1954...	755,914	468,899	239,620	47,395	7,154	5,501	1,252	401
30 1949...	996,288	527,153	374,587	94,548	40,118	18,947	16,878	4,293
31 bales 1954...	652,803	405,300	205,334	42,169	4,330	3,525	541	264
32 1949...	717,667	385,759	261,045	70,863	18,501	8,846	7,924	1,731
33 Rice harvested.....multiple units reporting 1954...	608	360	216	32	3	3
34 1949...	289	142	112	35	1
35 subunits reporting 1954...	776	459	277	40	3
36 1949...	409	197	162	50	1
37 acres 1954...	157,780	87,118	61,395	9,267	765	765
38 1949...	65,185	27,293	31,955	5,937	150	...	150	...
39 bushels 1954...	9,149,931	5,200,599	3,453,958	495,374	52,000	52,000
40 1949...	3,121,668	1,282,119	1,525,398	314,151	6,624	...	6,624	...
41 Peanuts harvested for picking or threshing.....multiple units reporting 1954...	38	28	9	1	3	...	3	...
42 1949...	32	23	4	5	2
43 subunits reporting 1954...	45	34	10	1	3	...	3	...
44 1949...	32	23	4	5	2
45 acres 1954...	80	67	11	2	3	...	3	...
46 1949...	43	32	4	7	2
47 pounds 1954...	25,260	21,915	1,845	1,500	500	...	500	...
48 1949...	17,330	14,010	1,460	1,860	2,700	2,700
49 Horses and/or mules....multiple units reporting 1954...	3,380	2,344	849	187	69	52	13	4
50 1950...	5,643	3,664	1,452	527	338	209	97	32
51 number 1954...	14,581	7,714	6,099	768	167	124	35	8
52 1950...	34,473	17,095	14,052	3,326	1,507	761	578	168
53 Landlord-tenant operations containing multiple units: All subunits including home farm.....number 1954...	34,765	17,795	14,735	2,235	440	268	146	26
54 1950...	46,954	19,078	22,743	5,133	2,053	824	987	242
55 Land in all subunits including home farm.....acres 1954...	3,628,082	1,678,064	1,711,554	238,464	81,795	40,320	37,922	3,553
56 1950...	3,816,347	1,348,748	2,083,518	384,081	225,409	80,994	119,092	25,323
57 Owned by operator of multiple unit...acres 1954...	2,365,740	869,377	1,331,173	165,190	61,859	23,474	35,386	2,999
58 1950...	2,594,369	741,697	1,587,471	265,201	169,851	51,747	99,333	18,771
59 Rented by operator of multiple unit.....acres 1954...	1,262,342	808,687	380,381	73,274	19,936	16,846	2,536	554
60 1950...	1,221,978	607,051	496,047	118,880	55,558	29,247	19,759	6,552
61 Subunits not included in multiple units.....operators reporting 1954...	1,764	...	1,430	334	37	...	29	8
62 1950...	2,665	...	1,947	718	164	...	124	40
63 number 1954...	6,089	...	5,539	550	74	...	66	8
64 1950...	11,056	...	9,570	1,486	452	...	391	61
65 Share tenants.....number 1954...	5,040	...	5,040	...	56	...	56	...
66 1950...	6,412	...	6,412	...	312	...	312	...
67 Other tenants, not croppers nor share tenants.....number 1954...	1,049	...	499	550	18	...	10	8
68 1950...	4,644	...	3,158	1,486	140	...	79	61
69 Land in subunits not included in multiple units.....acres 1954...	444,939	...	392,544	52,395	5,353	...	4,798	555
70 1950...	623,963	...	529,242	94,721	30,529	...	26,083	4,446

¹Data for 1950 include reports for Conway, Faulkner, and Pulaski Counties which were not included in 1954 multiple-unit area. See text.

Economic Area Table 6.—MULTIPLE-UNIT OPERATIONS, BY KIND OF TENANT IN LANDLORD-TENANT OPERATION: CENSUSES OF 1954 AND 1950—Continued

Item (For definitions and explanations, see text)	Area 5				Area 6			
	Total	Kind of tenant in landlord-tenant operation			Total	Kind of tenant in landlord-tenant operation		
		Croppers only	Croppers, share, and/or other tenants only	Croppers and tenants other than share tenants only		Croppers only	Croppers, share, and/or other tenants only	Croppers and tenants other than share tenants only
1 Multiple-unit operations.....number 1954...	474	357	86	31	367	251	100	16
2 1950...	626	418	140	68	453	257	143	53
3 Subunits in multiple-unit operations.....total number 1954...	1,428	953	376	99	1,275	667	555	53
4 1950...	1,979	1,212	563	204	1,440	604	695	141
5 Home farms.....number 1954...	462	351	82	29	356	245	97	14
6 1950...	591	401	133	57	427	248	128	51
7 Cropper farms.....number 1954...	966	602	294	70	919	422	458	39
8 1950...	1,388	811	430	147	1,013	356	567	90
9 Land in multiple-unit operations....total acres 1954...	223,744	135,345	73,488	14,911	200,276	74,613	119,743	5,920
10 1950...	292,082	141,200	126,734	24,148	214,551	63,394	133,113	18,044
11 Home farms.....acres 1954...	197,757	118,856	65,809	13,092	175,878	64,079	106,871	4,928
12 1950...	255,740	119,972	116,407	19,361	189,436	52,527	121,164	15,745
13 Cropper farms.....acres 1954...	25,987	16,489	7,679	1,819	24,398	10,534	12,872	992
14 1950...	36,342	21,228	10,327	4,787	25,115	10,867	11,949	2,299
15 Cropland harvested.....total acres 1954...	61,703	39,096	18,003	4,604	60,153	26,031	32,281	1,841
16 1949...	93,405	55,674	30,059	7,672	59,867	19,967	35,033	4,867
17 Corn harvested for grain.....multiple units reporting 1954...	362	281	59	22	273	188	75	10
18 1949...	518	346	117	55	373	215	113	45
19 subunits reporting 1954...	684	484	159	41	537	329	197	11
20 1949...	1,030	671	265	94	755	367	305	83
21 acres 1954...	8,376	5,798	2,101	517	8,879	4,391	4,367	121
22 1949...	14,197	8,820	4,387	990	9,783	4,135	4,541	1,107
23 bushels 1954...	97,775	65,091	26,511	6,173	107,304	52,812	53,502	990
24 1949...	268,908	167,966	82,574	18,368	175,782	76,166	77,825	21,791
25 Cotton harvested.....multiple units reporting 1954...	425	318	79	28	333	227	92	14
26 1949...	579	389	128	62	409	221	137	51
27 subunits reporting 1954...	1,123	726	321	76	1,040	517	483	40
28 1949...	1,633	998	467	168	1,123	432	581	110
29 acres 1954...	27,004	17,125	7,518	2,361	24,261	11,437	11,976	848
30 1949...	49,947	31,480	13,882	4,585	25,746	9,277	14,313	2,156
31 bales 1954...	14,561	9,271	4,087	1,203	15,689	7,128	8,076	485
32 1949...	21,879	13,704	6,092	2,083	11,859	4,036	6,814	1,009
33 Rice harvested.....multiple units reporting 1954...	3	1	2	...	8	3	5	...
34 1949...	5	2	3	...
35 subunits reporting 1954...	3	1	2	...	13	6	7	...
36 1949...	7	3	4	...
37 acres 1954...	410	150	260	...	3,980	1,600	2,380	...
38 1949...	2,606	553	2,053	...
39 bushels 1954...	14,500	6,000	8,500	...	218,190	114,890	103,300	...
40 1949...	124,793	35,880	88,913	...
41 Peanuts harvested for picking or threshing.....multiple units reporting 1954...	11	9	2	...	16	14	2	...
42 1949...	9	7	2	...	20	14	2	4
43 subunits reporting 1954...	12	10	2	...	21	18	3	...
44 1949...	9	7	2	...	20	14	2	4
45 acres 1954...	24	21	3	...	44	41	3	...
46 1949...	13	11	2	...	27	19	2	6
47 pounds 1954...	3,692	3,242	450	...	17,189	16,874	315	...
48 1949...	5,170	4,710	460	...	9,160	6,600	1,000	1,560
49 Horses and/or mules....multiple units reporting 1954...	343	262	62	19	295	206	79	10
50 1950...	518	355	114	49	405	239	120	46
51 number 1954...	1,216	788	361	67	1,372	560	767	45
52 1950...	3,128	1,828	1,066	234	2,323	917	1,185	221
53 Landlord-tenant operations containing multiple units:								
54 All subunits including home farm.....number 1954...	1,647	953	557	137	1,903	667	1,163	73
1950...	2,517	1,212	1,009	296	2,419	604	1,591	224
55 Land in all subunits including home farm.....acres 1954...	233,989	135,345	79,512	19,132	223,827	74,613	143,025	6,189
56 1950...	310,586	141,200	141,803	27,583	248,837	63,394	165,608	19,835
57 Owned by operator of multiple unit....acres 1954...	173,652	92,916	64,019	16,717	180,349	57,925	117,874	4,550
58 1950...	238,191	100,435	116,155	21,601	188,966	51,020	119,843	18,103
59 Rented by operator of multiple unit.....acres 1954...	60,337	42,429	15,493	2,415	43,478	16,688	25,151	1,639
60 1950...	72,395	40,765	25,648	5,982	59,871	12,374	45,765	1,732
61 Subunits not included in multiple units.....operators reporting 1954...	117	...	86	31	116	...	100	16
62 1950...	208	...	140	68	196	...	143	53
63 number 1954...	219	...	181	38	628	...	608	20
64 1950...	538	...	446	92	979	...	896	83
65 Share tenants.....number 1954...	171	...	171	...	587	...	587	...
66 1950...	309	...	309	...	701	...	701	...
67 Other tenants, not croppers nor share tenants.....number 1954...	48	...	10	38	41	...	21	20
68 1950...	229	...	137	92	278	...	195	83
69 Land in subunits not included in multiple units.....acres 1954...	10,245	...	6,024	4,221	23,551	...	23,282	269
70 1950...	18,504	...	15,069	3,435	34,286	...	32,495	1,791

MULTIPLE-UNIT OPERATIONS

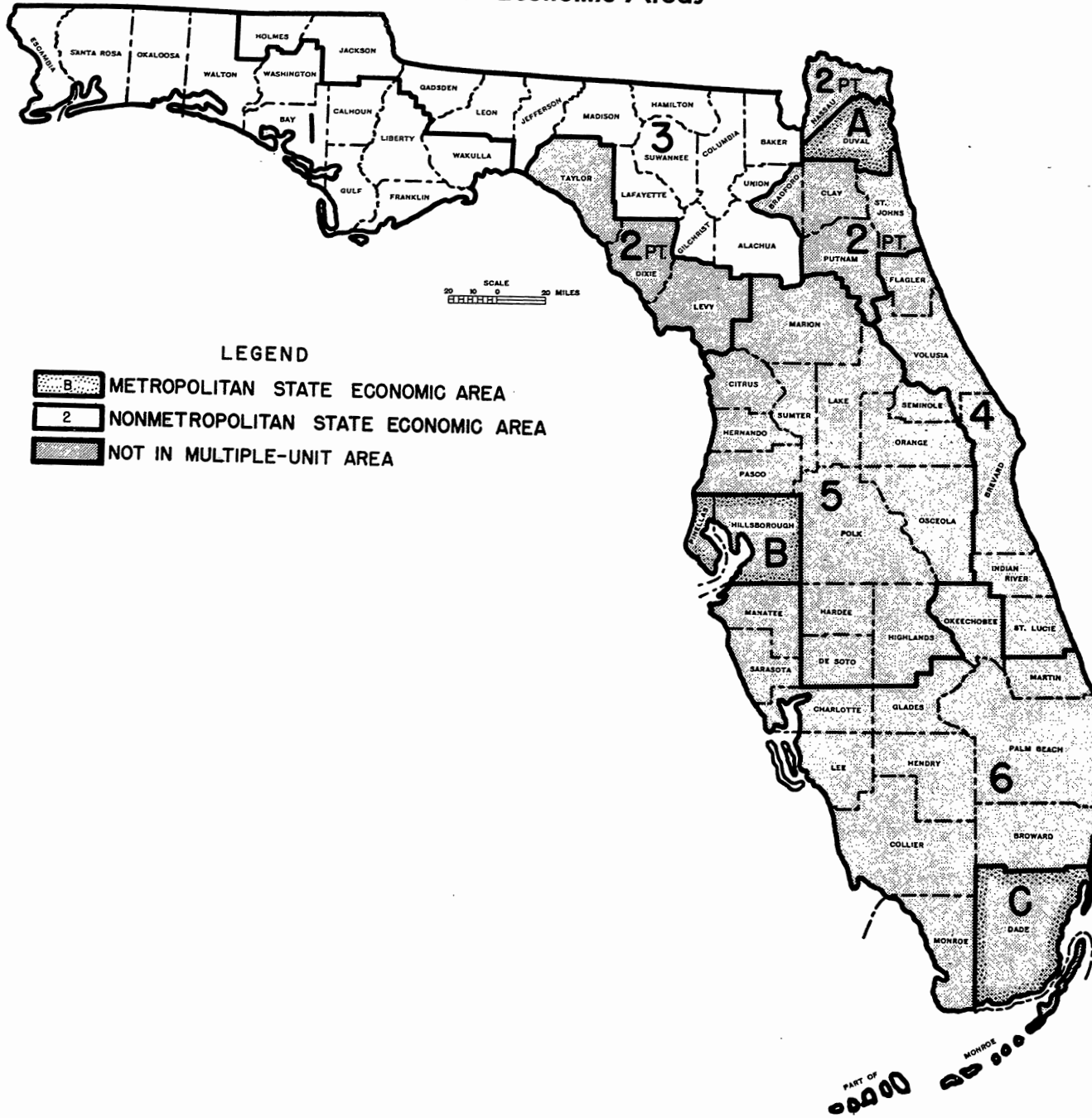
Economic Area Table 6.—MULTIPLE-UNIT OPERATIONS, BY KIND OF TENANT IN LANDLORD-TENANT OPERATION:
CENSUSES OF 1954 AND 1950—Continued

Item (For definitions and explanations, see text)		Area 7a				Area 7b			
		Total	Kind of tenant in landlord-tenant operation			Total	Kind of tenant in landlord-tenant operation		
			Croppers only	Croppers, share, and/or other tenants only	Croppers and tenants other than share tenants only		Croppers only	Croppers, share, and/or other tenants only	Croppers and tenants other than share tenants only
1 Multiple-unit operations.....number	1954...	1,701	1,278	362	61	458	320	115	23
2	1950...	1,695	1,170	386	139	477	319	125	33
3 Subunits in multiple-unit operations.....total number	1954...	6,388	4,310	1,779	299	1,650	1,014	543	93
4	1950...	7,371	4,390	2,349	632	1,663	1,042	522	99
5 Home farms.....number	1954...	1,611	1,216	335	60	443	313	108	22
6	1950...	1,555	1,086	346	123	441	292	119	30
7 Cropper farms.....number	1954...	4,777	3,094	1,444	239	1,207	701	435	71
8	1950...	5,816	3,304	2,003	509	1,222	750	403	69
9 Land in multiple-unit operations...total acres	1954...	768,517	433,368	298,103	37,046	325,596	152,667	158,379	14,550
10	1950...	671,892	318,403	299,481	54,008	269,825	119,296	132,565	17,964
11 Home farms.....acres	1954...	624,014	346,680	247,685	29,649	270,633	124,433	133,156	13,044
12	1950...	518,765	239,598	238,272	40,895	223,691	98,679	111,074	13,938
13 Cropper farms.....acres	1954...	144,503	86,688	50,418	7,397	54,963	28,234	25,223	1,506
14	1950...	153,127	78,805	61,209	13,113	46,134	20,617	21,491	4,026
15 Cropland harvested.....total acres	1954...	444,922	285,628	139,221	20,073	157,841	96,503	53,385	7,953
16	1949...	353,073	198,714	122,004	32,355	135,406	71,029	56,700	7,677
17 Corn harvested for grain.....multiple units reporting	1954...	1,106	828	239	39	234	173	50	11
18	1949...	1,239	872	262	105	301	205	75	21
19 subunits reporting	1954...	2,022	1,385	554	83	443	276	127	40
20	1949...	2,805	1,662	899	244	499	314	147	38
21 acres	1954...	34,018	22,006	10,847	1,165	4,711	2,821	1,432	458
22	1949...	46,036	26,918	14,984	4,134	6,438	3,389	2,571	478
23 bushels	1954...	382,401	233,163	133,341	15,897	67,171	41,620	19,266	6,285
24	1949...	906,692	539,390	287,448	79,854	162,845	83,705	70,165	8,975
25 Cotton harvested.....multiple units reporting	1954...	1,653	1,250	343	60	404	283	102	19
26	1949...	1,629	1,140	360	129	419	290	103	26
27 subunits reporting	1954...	5,827	3,988	1,563	276	1,333	820	434	79
28	1949...	6,736	4,082	2,087	567	1,382	895	419	68
29 acres	1954...	175,531	119,111	48,961	7,459	41,665	26,141	12,787	2,737
30	1949...	210,572	127,934	64,399	18,239	55,973	34,310	19,336	2,327
31 bales	1954...	143,795	97,997	39,584	6,214	28,851	18,316	8,507	2,028
32	1949...	158,418	97,283	45,584	15,551	34,393	20,055	13,035	1,303
33 Rice harvested.....multiple units reporting	1954...	192	112	72	8	195	130	55	10
34	1949...	99	46	40	13	142	77	49	16
35 subunits reporting	1954...	245	143	94	8	278	185	80	13
36	1949...	132	60	54	18	207	105	76	26
37 acres	1954...	47,888	27,459	18,631	1,798	48,859	31,877	14,187	2,795
38	1949...	19,589	9,684	7,706	2,199	30,873	14,129	14,443	2,301
39 bushels	1954...	2,832,897	1,617,524	1,106,773	108,600	2,890,127	1,907,324	867,305	115,498
40	1949...	941,811	448,937	383,316	109,558	1,475,808	692,422	664,348	119,038
41 Peanuts harvested for picking or threshing.....multiple units reporting	1954...	2	2
42	1949...	1	1
43 subunits reporting	1954...	2	2
44	1949...	1	1
45 acres	1954...	2	2
46	1949...	1	1
47 pounds	1954...	389	389
48	1949...	300	300
49 Horses and/or mules...multiple units reporting	1954...	591	433	138	20	245	161	75	9
50	1950...	1,222	860	260	102	335	220	88	27
51 number	1954...	2,001	1,151	791	59	856	407	423	26
52	1950...	6,259	3,465	2,276	518	1,561	831	573	157
Landlord-tenant operations containing multiple units:									
53 All subunits including home farm.....number	1954...	7,740	4,310	3,035	395	2,081	1,014	949	118
54	1950...	9,515	4,390	4,189	936	2,186	1,042	970	174
55 Land in all subunits including home farm.....acres	1954...	910,864	433,368	430,491	47,005	376,328	152,667	206,111	17,550
56	1950...	857,476	318,403	448,284	90,789	314,541	119,296	172,160	23,085
57 Owned by operator of multiple unit...acres	1954...	580,088	196,137	351,508	32,443	258,276	72,942	172,248	13,086
58	1950...	567,815	148,437	355,178	64,200	226,465	70,414	138,621	17,430
59 Rented by operator of multiple unit.....acres	1954...	330,776	237,231	78,983	14,562	118,052	79,725	33,863	4,464
60	1950...	289,661	169,966	93,106	26,589	88,076	48,882	33,539	5,655
61 Subunits not included in multiple units.....operators reporting	1954...	423	...	362	61	138	...	115	23
62	1950...	525	...	386	139	158	...	125	33
63 number	1954...	1,352	...	1,256	96	431	...	406	25
64	1950...	2,144	...	1,840	304	523	...	448	75
65 Share tenants.....number	1954...	1,198	...	1,198	...	334	...	334	...
66	1950...	1,218	...	1,218	...	345	...	345	...
67 Other tenants, not croppers nor share tenants.....number	1954...	154	...	58	96	97	...	72	25
68	1950...	926	...	622	304	178	...	103	75
69 Land in subunits not included in multiple units.....acres	1954...	142,347	...	132,388	9,959	50,732	...	47,732	3,000
70	1950...	185,584	...	148,803	36,781	44,716	...	39,595	5,121

Economic Area Table 6.—MULTIPLE-UNIT OPERATIONS, BY KIND OF TENANT IN LANDLORD-TENANT OPERATION:
CENSUSES OF 1954 AND 1950—Continued

Item (For definitions and explanations, see text)	Area 8a				Area 8b			
	Total	Kind of tenant in landlord-tenant operation			Total	Kind of tenant in landlord-tenant operation		
		Croppers only	Croppers, share, and/or other tenants only	Croppers and tenants other than share tenants only		Croppers only	Croppers, share, and/or other tenants only	Croppers and tenants other than share tenants only
1 Multiple-unit operations.....number 1954...	2,482	1,851	492	139	891	589	246	56
2 1950...	2,765	1,836	658	271	1,177	692	371	114
3 Subunits in multiple-unit operations.....total number 1954...	13,185	8,378	3,923	884	4,384	2,205	1,940	239
4 1950...	15,931	8,346	5,736	1,849	5,913	2,660	2,712	541
5 Home farms.....number 1954...	2,323	1,739	453	131	854	563	235	56
6 1950...	2,505	1,672	589	244	1,072	648	334	90
7 Cropper farms.....number 1954...	10,862	6,639	3,470	753	3,530	1,642	1,705	183
8 1950...	13,426	6,674	5,147	1,605	4,841	2,012	2,378	451
9 Land in multiple-unit operations....total acres 1954...	1,076,090	625,719	372,298	78,073	512,478	216,032	263,875	32,571
10 1950...	1,057,327	464,925	477,183	115,219	491,827	160,536	292,191	39,100
11 Home farms.....acres 1954...	888,297	516,134	307,913	64,250	449,923	189,456	231,070	29,397
12 1950...	831,229	361,094	381,618	88,517	413,198	130,749	252,143	30,306
13 Cropper farms.....acres 1954...	187,793	109,585	64,385	13,823	62,555	26,576	32,805	3,174
14 1950...	226,098	103,831	95,565	26,702	78,629	29,787	40,048	8,794
15 Cropland harvested.....total acres 1954...	766,549	459,547	251,573	55,429	245,444	115,132	112,974	17,338
16 1949...	707,259	342,770	285,686	78,803	248,772	93,801	133,818	21,153
17 Corn harvested for grain.....multiple units reporting 1954...	1,845	1,365	370	110	588	374	177	37
18 1949...	1,967	1,269	479	219	906	530	282	94
19 subunits reporting 1954...	4,489	2,816	1,344	329	1,215	663	477	75
20 1949...	4,964	2,489	1,817	658	2,214	1,081	934	199
21 acres 1954...	65,457	37,539	23,720	4,198	17,912	8,932	7,821	1,159
22 1949...	82,689	38,324	34,323	10,042	29,465	11,476	15,828	2,161
23 bushels 1954...	1,138,783	600,601	444,636	93,546	289,796	134,513	139,947	15,336
24 1949...	1,749,647	815,042	739,192	195,413	601,143	232,597	324,522	44,024
25 Cotton harvested.....multiple units reporting 1954...	2,468	1,843	486	139	882	583	243	56
26 1949...	2,739	1,820	653	266	1,163	685	364	114
27 subunits reporting 1954...	12,788	8,148	3,804	836	4,166	2,120	1,820	226
28 1949...	15,239	8,008	5,464	1,767	5,509	2,493	2,518	498
29 acres 1954...	365,707	227,614	112,419	25,674	114,592	61,970	44,707	7,915
30 1949...	455,068	236,790	170,073	48,205	158,864	68,415	75,706	14,743
31 bales 1954...	351,661	218,999	107,427	25,235	93,916	50,064	37,112	6,740
32 1949...	380,405	203,527	136,453	40,425	92,212	38,308	45,143	8,761
33 Rice harvested.....multiple units reporting 1954...	114	72	35	7	93	39	47	7
34 1949...	24	9	11	4	18	8	8	2
35 subunits reporting 1954...	127	78	39	10	107	43	55	9
36 1949...	33	13	16	4	29	16	11	2
37 acres 1954...	29,000	16,307	10,106	2,587	26,878	8,960	15,831	2,087
38 1949...	7,158	1,909	4,426	823	4,809	1,018	3,177	614
39 bushels 1954...	1,708,673	1,006,087	559,010	143,576	1,433,544	496,774	809,070	127,700
40 1949...	341,045	74,740	215,105	51,200	231,587	30,140	167,092	34,355
41 Peanuts harvested for picking or threshing.....multiple units reporting 1954...	2	1	1	...	4	2	1	1
42 1949...
43 subunits reporting 1954...	3	2	1	...	4	2	1	1
44 1949...
45 acres 1954...	2	1	1	...	5	2	1	2
46 1949...
47 pounds 1954...	900	600	300	...	2,590	810	280	1,500
48 1949...
49 Horses and/or mules....multiple units reporting 1954...	1,246	866	292	88	591	364	190	37
50 1950...	1,911	1,236	488	187	914	545	285	84
51 number 1954...	6,210	3,457	2,345	408	2,759	1,227	1,377	155
52 1950...	14,254	6,886	5,760	1,608	5,441	2,407	2,614	420
53 Landlord-tenant operations containing multiple units: All subunits including home farm.....number 1954...	15,284	8,378	5,726	1,180	5,670	2,205	3,159	306
54 1950...	20,031	8,346	9,191	2,494	8,233	2,660	4,806	767
55 Land in all subunits including home farm.....acres 1954...	1,219,328	625,719	486,472	107,137	581,951	216,032	328,021	37,898
56 1950...	1,275,156	464,925	662,488	147,743	584,342	160,536	374,083	49,723
57 Owned by operator of multiple unit...acres 1954...	698,839	300,254	331,294	67,291	412,677	125,729	258,844	28,104
58 1950...	774,406	225,770	458,677	89,959	428,675	93,874	299,664	35,137
59 Rented by operator of multiple unit.....acres 1954...	520,489	325,465	155,178	39,846	169,274	90,303	69,177	9,794
60 1950...	500,750	239,155	203,811	57,784	155,667	66,662	74,419	14,586
61 Subunits not included in multiple units.....operators reporting 1954...	631	...	492	139	302	...	246	56
62 1950...	929	...	658	271	485	...	371	114
63 number 1954...	2,099	...	1,803	296	1,286	...	1,219	67
64 1950...	4,100	...	3,455	645	2,320	...	2,094	226
65 Share tenants.....number 1954...	1,594	...	1,594	...	1,100	...	1,100	...
66 1950...	2,160	...	2,160	...	1,367	...	1,367	...
67 Other tenants, not croppers nor share tenants.....number 1954...	505	...	209	296	186	...	119	67
68 1950...	1,940	...	1,295	645	953	...	727	226
69 Land in subunits not included in multiple units.....acres 1954...	143,238	...	114,174	29,064	69,473	...	64,146	5,327
70 1950...	217,829	...	185,305	32,524	92,515	...	81,892	10,623

FLORIDA State Economic Areas



MULTIPLE-UNIT OPERATIONS

County Table 1.—MULTIPLE-UNIT OPERATIONS.

Item (For definitions and explanations, see text)		Total, selected counties	Alachua	Baker	Bay	Calhoun	Columbia	Escambia	Franklin	Gadsden	Gilchrist
1	All farms.....number 1954...	22,180	1,610	390	264	523	987	1,334	36	1,024	369
2	1950....	25,630	1,804	431	219	622	1,131	1,525	35	1,285	426
3	Land in farms.....acres 1954....	4,058,666	396,192	102,523	44,182	107,222	262,095	156,900	23,484	198,090	108,058
4	1950....	3,890,533	359,377	69,656	28,491	103,171	303,887	130,557	27,896	235,435	113,912
5	Cropland harvested.....acres 1954....	865,866	78,925	7,663	6,958	24,430	38,868	24,558	65	45,290	34,109
6	1949....	882,844	81,414	7,828	1,796	19,717	42,764	20,708	22	49,252	26,132
7	Corn harvested for grain.....farms reporting 1954....	12,805	543	197	49	330	459	547	1	812	224
8	1949....	16,123	905	318	59	374	735	667	...	976	276
9	acres 1954....	288,597	14,674	1,732	347	5,927	9,391	6,563	2	29,669	6,446
10	1949....	291,915	17,382	4,269	666	5,075	14,983	6,948	...	29,747	5,416
11	bushels 1954....	4,854,977	215,857	17,159	5,739	158,521	122,024	138,875	30	801,760	88,933
12	1949....	3,449,652	203,908	42,428	6,759	70,961	142,590	118,132	...	524,071	47,820
13	Cotton harvested.....farms reporting 1954....	5,528	16	1	6	78	79	215	...	44	...
14	1949....	5,610	21	...	7	40	7	247	...	6	...
15	acres 1954....	33,410	136	4	35	553	281	1,600	...	203	...
16	1949....	43,054	99	...	82	288	31	2,425	...	14	...
17	bales 1954....	24,341	85	3	30	380	167	1,356	...	150	...
18	1949....	17,429	31	...	44	145	9	1,298	...	13	...
19	Tobacco harvested.....farms reporting 1954....	5,237	482	158	...	2	592	289	191
20	1949....	5,708	554	138	678	321	165
21	acres 1954....	23,147	2,367	352	...	4	2,033	4,391	508
22	1949....	21,291	2,208	286	1,830	4,311	349
23	pounds 1954....	28,428,109	2,783,366	429,447	...	2,400	2,539,692	5,555,526	507,014
24	1949....	21,721,251	2,193,600	320,307	1,943,223	5,124,987	331,291
25	Peanuts harvested for picking or threshing.....farms reporting 1954....	4,004	126	8	1	116	68	10	...	85	43
26	1949....	4,841	101	2	9	130	73	11	...	89	56
27	acres 1954....	46,137	1,998	34	1	1,739	857	74	...	926	186
28	1949....	58,017	2,615	9	112	2,274	799	22	...	699	272
29	pounds 1954....	35,614,743	1,456,220	33,650	550	2,122,764	344,950	65,700	...	763,696	141,827
30	1949....	45,885,817	1,662,961	6,000	88,794	1,999,130	454,932	8,080	...	452,057	165,230
31	Horses and/or mules.....farms reporting 1954....	10,221	746	199	85	206	509	363	8	633	160
32	1950....	16,205	1,095	262	104	385	756	704	11	783	290
33	number 1954....	15,655	1,229	259	116	261	709	504	19	1,801	218
34	1950....	27,147	2,170	347	140	548	1,107	981	27	2,273	413
35	Multiple-unit operations.....number 1954....	621	44	3	...	3	33	17	...	18	1
36	1950....	793	84	8	3	16	38	6	...	50	5
37	Subunits in multiple-unit operations.....number 1954....	1,399	100	8	...	7	71	36	...	49	2
38	1950....	1,784	210	19	6	36	80	13	...	143	10
39	Home farms.....number 1954....	587	44	3	...	3	33	17	...	18	1
40	1950....	773	82	7	3	16	37	6	...	47	5
41	Cropper farms.....number 1954....	812	56	5	...	4	38	19	...	31	1
42	1950....	1,011	128	12	3	20	43	7	...	96	5
43	Land owned by landlord.....acres 1954....	309,432	20,664	3,625	...	3,800	14,158	3,626	...	7,683	200
44	1950....	345,788	43,530	985	4,870	11,654	21,936	881	...	27,422	9,120
45	Land rented from others by landlord.....acres 1954....	36,075	4,688	576	2,523	274	...	764	...
46	1950....	32,225	8,260	...	754	294	478	80	...	967	135
47	Land in multiple-unit operations.....acres 1954....	324,607	25,215	4,201	...	3,715	15,463	3,890	...	7,751	200
48	1950....	350,526	48,241	933	5,606	11,630	21,787	885	...	27,025	9,086
49	Home farms.....acres 1954....	286,074	22,215	4,053	...	3,275	13,422	3,070	...	7,196	180
50	1950....	296,035	41,691	562	5,400	10,392	18,649	668	...	24,592	8,725
51	Cropper farms.....acres 1954....	38,533	3,000	148	...	440	2,041	820	...	555	20
52	1950....	54,491	6,550	371	206	1,238	3,138	217	...	2,433	361
53	Cropland harvested.....acres 1954....	93,613	9,053	238	...	617	3,015	1,523	...	2,053	95
54	1949....	90,644	15,171	408	142	2,061	3,116	287	...	5,662	541
55	Corn harvested for grain.....multiple units reporting 1954....	542	29	2	...	3	24	14	...	17	...
56	1949....	689	69	8	2	15	33	5	...	48	2
57	subunits reporting 1954....	800	35	5	...	5	33	20	...	36	...
58	1949....	1,092	102	15	2	27	50	9	...	127	3
59	acres 1954....	26,946	1,450	103	...	217	589	317	...	1,485	...
60	1949....	29,457	3,133	274	78	454	1,467	143	...	3,629	110
61	bushels 1954....	431,072	21,297	510	...	6,900	8,084	7,154	...	37,430	...
62	1949....	340,223	37,579	2,190	280	7,540	9,046	3,129	...	64,190	650
63	Cotton harvested.....multiple units reporting 1954....	270	2	2	3	15	...	4	...
64	1949....	262	2	...	4
65	subunits reporting 1954....	389	2	2	3	21	...	6	...
66	1949....	385	4	...	6
67	acres 1954....	2,630	23	12	15	141	...	25	...
68	1949....	3,502	74	...	67
69	bales 1954....	1,943	12	8	12	114	...	17	...
70	1949....	1,517	51	...	39
71	Tobacco harvested.....multiple units reporting 1954....	396	39	3	33	13	1
72	1949....	368	57	5	35	27	1
73	subunits reporting 1954....	599	54	8	43	17	1
74	1949....	505	80	8	45	39	1
75	acres 1954....	3,229	373	37	168	130	6
76	1949....	2,184	481	24	166	315	2
77	pounds 1954....	3,925,689	435,543	44,100	193,555	160,766	5,400
78	1949....	2,396,601	523,916	24,436	191,378	421,116	1,600
79	Peanuts harvested for picking or threshing.....multiple units reporting 1954....	169	8	2	1	9	...
80	1949....	283	12	...	1	9	9	7	1
81	subunits reporting 1954....	247	9	4	1	10	...
82	1949....	437	15	...	1	16	12	10	1
83	acres 1954....	3,824	205	93	12	89	...
84	1949....	7,246	324	22	281	264	...	133	4
85	pounds 1954....	2,800,785	120,200	118,000	10,000	99,740	...
86	1949....	5,229,413	220,500	...	12,344	243,000	156,440	65,800	1,260
87	Horses and/or mules....multiple units reporting 1954....	422	32	3	...	3	29	5	...	17	1
88	1950....	639	70	3	1	13	28	3	...	43	5
89	number 1954....	908	69	10	...	5	45	7	...	49	1
90	1950....	1,764	200	9	1	35	58	4	...	213	11
91	Farms not in multiple units.....number 1954....	20,781	1,510	382	264	516	916	1,298	36	975	367
92	1950....	23,846	1,594	412	213	586	1,051	1,512	39	1,142	416
93	Land in farms not in multiple units.....acres 1954....	3,734,059	370,977	98,322	44,182	103,507	246,632	153,010	23,484	190,299	107,858
94	1950....	3,540,007	311,136	68,723	22,885	91,541	282,100	129,672	27,896	208,410	104,826

Z Reported in small fractions.

MULTIPLE-UNIT OPERATIONS

Economic Area Table 1.—MULTIPLE-UNIT OPERATIONS.

Item (For definitions and explanations, see text)	Total, selected areas								
	Total	Size of unit							
		Under 30 acres	30 to 49 acres	50 to 69 acres	70 to 99 acres -	100 to 139 acres	140 to 179 acres	180 to 219 acres	220 to 259 acres
1 Multiple-unit operations.....number 1954...	621	19	23	12	53	44	68	42	40
2 1950...	793	9	27	25	68	106	94	72	43
3 Subunits in multiple-unit									
4 operations.....total number 1954...	1,399	38	46	25	107	94	139	93	82
5 1950...	1,784	21	59	57	151	222	197	160	93
6 Home farms.....number 1954...	587	17	21	12	44	42	65	40	38
7 1950...	773	8	26	27	64	104	92	72	41
8 Cropper farms.....number 1954...	812	21	25	13	63	52	74	53	44
9 1950...	1,011	13	33	30	87	118	105	88	52
10 Land in multiple-unit operations....total acres 1954...	324,607	335	884	714	4,404	5,178	10,800	8,301	9,502
11 1950...	350,526	173	1,092	1,620	5,677	12,498	14,875	14,192	10,270
12 Home farms.....acres 1954...	286,074	202	567	525	2,952	3,424	8,259	6,071	7,349
13 1950...	296,035	97	639	902	3,155	7,993	10,407	10,242	7,729
14 Cropper farms.....acres 1954...	38,533	133	317	189	1,452	1,754	2,541	2,230	2,153
15 1950...	54,491	76	453	718	2,522	4,905	4,468	3,950	2,541
16 Cropland harvested.....total acres 1954...	93,613	208	412	286	1,872	2,389	4,783	3,498	3,505
17 1949...	90,644	104	460	753	2,811	5,848	6,177	5,913	4,608
18 Corn harvested for									
19 grain.....multiple units reporting 1954...	542	13	22	8	42	34	58	36	39
20 1949...	689	7	19	22	58	91	80	64	35
21 subunits reporting 1954...	800	16	26	10	52	43	77	51	54
22 1949...	1,092	12	34	32	95	143	125	101	58
23 acres 1954...	26,946	100	283	114	995	810	1,842	1,217	1,486
24 1949...	29,457	62	257	355	1,425	2,519	2,581	2,515	1,763
25 bushels 1954...	431,072	1,512	2,818	991	12,451	11,820	23,710	20,298	26,607
26 1949...	340,223	992	3,263	4,420	16,904	28,254	29,383	29,041	18,200
27 Cotton harvested.....multiple units reporting 1954...	270	8	11	7	26	20	25	17	12
28 1949...	262	4	5	5	30	48	36	24	13
29 subunits reporting 1954...	389	11	12	7	29	30	35	22	19
30 1949...	385	4	5	12	36	70	50	37	19
31 acres 1954...	2,630	45	42	52	158	177	200	170	127
32 1949...	3,502	14	25	74	236	450	391	413	227
33 bales 1954...	1,943	33	23	46	122	144	132	132	77
34 1949...	1,517	5	11	28	97	202	168	172	100
35 Tobacco harvested.....multiple units reporting 1954...	396	6	7	4	24	28	41	28	26
36 1949...	368	1	4	7	14	36	38	35	24
37 subunits reporting 1954...	599	7	7	4	27	38	53	37	36
38 1949...	505	2	4	9	18	43	46	43	33
39 acres 1954...	3,229	14	16	8	79	119	235	272	165
40 1949...	2,184	3	6	24	48	131	167	152	113
41 pounds 1954...	3,925,689	11,900	14,490	8,500	88,388	154,478	222,346	241,468	233,263
42 1949...	2,396,601	2,400	8,050	21,406	50,576	176,982	176,585	155,987	127,204
43 Peanuts harvested for picking									
44 or threshing.....multiple units reporting 1954...	169	4	6	4	13	13	18	10	12
45 1949...	283	2	5	8	30	51	36	24	15
46 subunits reporting 1954...	247	4	6	4	15	18	24	15	19
47 1949...	437	2	6	11	35	75	59	40	25
48 acres 1954...	3,824	13	26	28	141	136	258	153	232
49 1949...	7,246	5	23	83	292	724	638	459	513
50 pounds 1954...	2,800,785	7,845	10,532	33,400	91,238	110,446	209,312	91,152	127,718
51 1949...	5,229,413	2,400	17,325	75,445	252,638	572,415	468,868	282,040	309,610
52 Horses and/or mules....multiple units reporting 1954...	422	10	12	6	31	22	41	26	24
53 1950...	639	4	15	16	51	89	77	56	35
54 number 1954...	908	12	16	11	50	32	63	39	42
55 1950...	1,764	5	22	30	97	182	172	133	83
56 Landlord-tenant operations containing multiple units:									
57 All subunits including home farm.....number 1954...	1,778	40	62	31	127	111	158	102	93
58 1950...	2,277	25	68	64	178	250	227	185	98
59 Land in all subunits including									
60 home farm.....acres 1954...	345,507	344	4,027	1,022	4,942	5,780	11,477	8,479	10,205
61 1950...	378,013	303	1,297	1,761	6,563	14,411	16,238	15,248	10,363
62 Owned by operator of multiple									
63 unit.....acres 1954...	309,432	293	1,112	932	4,731	5,577	10,154	7,291	8,676
64 1950...	345,788	146	1,056	1,441	6,024	13,446	15,525	13,432	9,263
65 Rented by operator of multiple									
66 unit.....acres 1954...	36,075	51	2,915	90	211	203	1,323	1,188	1,529
67 1950...	32,225	157	241	320	539	965	713	1,816	1,100
68 Subunits not included in									
69 multiple units.....operators reporting 1954...	138	1	5	3	8	7	10	7	7
70 1950...	203	3	8	6	12	18	22	18	5
number 1954...	379	2	16	6	20	17	19	9	11
1950...	493	4	9	7	27	28	30	25	5
Share tenants.....number 1954...	100	3	5	7	8	1	2
1950...	119	...	2	...	7	6	12	6	1
Other tenants, not croppers nor share									
tenants.....number 1954...	279	2	16	3	15	10	11	8	9
1950...	374	4	7	7	20	22	18	19	4
Land in subunits not included in multiple									
units.....acres 1954...	20,900	9	3,143	308	538	602	677	178	703
1950...	27,487	130	205	141	886	1,913	1,363	1,056	93

BY SIZE OF UNIT: CENSUSES OF 1954 AND 1950

Total, selected areas—Continued			Area 1											
Size of unit—Continued			Total	Size of unit										
260 to 499 acres	500 to 999 acres	1,000 acres and over		Under 30 acres	30 to 49 acres	50 to 69 acres	70 to 99 acres	100 to 139 acres	140 to 179 acres	180 to 219 acres	220 to 259 acres	260 to 499 acres	500 to 999 acres	1,000 acres and over
153	100	67	70	4	7	4	15	3	5	5	11	5	6	1
179	99	69	113	1	9	7	15	23	16	6	5	17	9	5
337	239	199	147	8	14	9	30	6	11	10	10	24	10	15
401	247	176	240	2	18	14	30	48	32	12	11	39	22	12
147	97	64	68	4	7	4	15	3	4	5	5	10	5	6
176	95	68	111	1	9	7	15	23	15	6	5	17	8	5
190	142	135	79	4	7	5	15	3	7	5	5	14	5	9
225	152	108	129	1	9	7	15	25	17	6	6	22	14	7
55,341	67,602	161,546	23,594	65	268	236	1,235	370	807	968	1,203	4,110	3,505	10,827
63,375	66,698	160,096	36,889	20	382	416	1,232	2,692	2,492	1,157	1,157	5,556	5,592	16,197
45,221	58,803	152,701	19,772	25	170	140	637	249	448	731	924	2,943	3,217	10,288
90,533	55,009	149,329	30,105	11	205	239	751	1,626	1,530	707	862	4,314	4,427	15,433
10,120	8,799	8,845	3,822	40	98	96	598	121	359	237	279	1,167	288	539
12,842	11,649	10,767	6,784	9	177	177	481	1,066	962	446	295	1,242	1,165	764
20,293	20,391	35,976	6,611	54	122	152	578	241	287	481	290	1,599	1,028	1,779
21,023	18,836	24,111	8,851	10	154	144	589	1,369	903	558	558	1,987	1,217	1,362
136	92	62	62	2	7	3	14	3	4	4	5	9	5	6
166	88	59	96	1	7	5	11	21	13	4	5	16	8	5
196	153	122	92	3	9	4	16	4	7	5	7	16	8	13
244	148	100	160	1	11	8	18	34	20	5	9	31	16	7
6,498	6,744	6,857	2,380	15	68	47	326	136	125	158	159	606	280	460
6,778	5,175	6,027	3,340	9	91	70	280	637	328	168	264	747	461	285
109,515	102,952	118,438	48,816	390	535	291	4,805	3,307	1,640	2,721	2,243	15,119	5,546	12,219
78,093	56,342	75,331	50,823	300	1,445	940	4,094	7,990	5,385	5,000	3,940	11,049	5,320	5,360
70	41	33	56	3	7	4	12	3	4	5	4	9	5	4
54	23	15	63	...	1	2	9	14	11	4	3	14	3	2
91	69	64	71	4	4	4	14	4	6	5	5	10	7	7
81	46	25	94	...	1	2	10	21	17	5	5	21	10	2
670	497	492	669	23	20	39	112	53	44	52	35	148	79	64
962	481	229	1,141	...	5	18	76	179	151	116	54	354	133	55
529	354	351	593	19	11	36	90	51	30	53	32	129	82	60
432	226	76	498	...	2	8	27	87	52	46	33	176	54	13
118	69	45
117	59	33
170	116	104
161	99	47
881	682	758
618	535	387
1,136,337	867,183	947,336
662,563	601,687	413,161
44	25	20	26	2	2	3	2	2	2	8	2	3
52	33	27	56	...	1	2	8	15	5	4	3	10	4	4
58	44	40	34	2	2	4	2	2	3	9	3	7
79	61	44	85	...	1	3	8	23	7	5	5	15	10	8
788	965	1,084	484	22	26	37	20	17	28	126	68	140
1,328	1,198	1,983	1,323	...	1	8	103	245	112	92	89	252	150	271
613,158	637,539	868,445	539,669	27,000	22,000	42,696	25,834	15,000	26,400	92,025	101,500	187,214
1,084,029	783,909	1,380,734	1,052,199	...	125	6,500	106,860	200,488	56,500	55,900	23,800	259,682	139,000	203,344
112	81	57	29	...	2	2	7	1	3	2	1	4	3	4
153	86	57	72	...	5	3	10	16	12	4	3	10	6	3
188	219	236	56	...	3	6	8	2	4	2	2	8	9	12
382	282	376	153	...	5	5	18	30	26	7	7	21	19	15
370	324	360	176	10	17	14	31	6	12	11	13	27	16	19
458	306	418	273	2	20	18	31	51	34	13	11	47	24	22
58,015	71,674	169,542	24,590	74	345	522	1,236	370	813	1,001	1,281	4,156	3,782	11,010
66,541	71,076	174,212	39,607	20	418	496	1,268	2,769	2,565	1,194	1,157	5,999	6,076	17,645
51,265	65,361	154,040	22,971	74	334	432	1,230	335	760	701	1,281	3,457	3,782	10,585
58,059	63,505	163,891	37,095	20	304	416	1,091	2,422	2,500	1,095	1,062	5,158	5,532	17,495
6,750	6,313	15,502	1,619	...	11	90	6	35	53	300	...	699	...	425
8,482	7,571	10,321	2,512	...	114	80	177	347	65	99	95	841	544	150
26	33	31	18	1	2	2	1	...	1	1	2	2	3	3
44	30	37	23	...	2	3	1	3	2	1	...	6	2	3
33	85	161	29	2	3	5	1	...	1	1	3	3	6	4
57	59	242	33	...	2	4	1	3	2	1	...	8	2	10
13	30	31	13	2	1	5	4
28	23	34	9	1	...	1	4	1	2
20	55	130	16	2	3	3	1	1	2	3	1	...
29	36	208	24	...	2	4	...	3	1	1	...	4	1	8
2,674	4,072	7,996	996	9	77	286	1	...	6	33	78	46	277	183
3,166	4,418	14,116	2,718	...	36	80	36	77	73	41	...	443	484	1,448

MULTIPLE-UNIT OPERATIONS

Economic Area Table 1.—MULTIPLE-UNIT OPERATIONS,

Item (For definitions and explanations, see text)	Area 3					
	Total	Size of unit				
		Under 30 acres	30 to 49 acres	50 to 69 acres	70 to 99 acres	100 to 139 acres
1 Multiple-unit operations.....number 1954...	551	15	16	8	38	41
2 1950...	680	8	18	20	53	83
3 Subunits in multiple-unit						
4 operations.....total number 1954...	1,252	30	32	16	77	88
5 1950...	1,544	19	41	43	121	174
6 Home farms.....number 1954...	519	13	14	8	29	39
7 1950...	662	7	17	20	49	81
8 Cropper farms.....number 1954...	733	17	18	8	48	49
9 1950...	882	12	24	23	72	93
10 Land in multiple-unit operations....total acres 1954...	301,013	270	616	478	3,169	4,808
11 1950...	313,637	193	710	1,204	4,445	9,806
12 Home farms.....acres 1954...	266,302	177	397	385	2,315	3,175
13 1950...	265,930	86	434	663	2,404	6,367
14 Cropper farms.....acres 1954...	34,711	93	219	93	854	1,633
15 1950...	47,707	67	276	541	2,041	3,439
16 Cropland harvested.....total acres 1954...	87,002	154	290	134	1,294	2,148
17 1949...	81,793	94	306	609	2,222	4,479
18 Corn harvested for						
19 grain.....multiple units reporting 1954...	480	11	15	5	28	31
20 1949...	593	6	12	17	47	70
21 subunits reporting 1954...	708	13	17	6	36	39
22 1949...	932	11	23	24	77	109
23 acres 1954...	24,566	85	215	67	669	674
24 1949...	26,117	53	166	285	1,145	1,882
25 bushels 1954...	382,256	1,122	2,283	700	7,646	8,513
26 1949...	289,400	692	1,818	3,480	12,810	20,264
27 Cotton harvested.....multiple units reporting 1954...	214	5	8	3	14	17
28 1949...	199	4	4	8	21	34
29 subunits reporting 1954...	318	7	8	3	15	26
30 1949...	291	4	4	10	26	49
31 acres 1954...	1,961	22	22	13	46	124
32 1949...	2,361	14	20	56	160	271
33 bales 1954...	1,350	14	12	10	32	93
34 1949...	1,019	5	9	20	70	115
35 Tobacco harvested.....multiple units reporting 1954...	396	6	7	4	24	28
36 1949...	368	1	4	7	14	36
37 subunits reporting 1954...	599	7	7	4	27	38
38 1949...	505	2	4	9	18	43
39 acres 1954...	3,229	14	16	8	79	119
40 1949...	2,184	3	6	24	48	131
41 pounds 1954...	3,925,689	11,900	14,490	8,900	88,388	154,478
42 1949...	2,396,601	2,400	8,050	21,406	50,576	176,982
43 Peanuts harvested for picking						
44 or threshing.....multiple units reporting 1954...	143	4	6	2	11	10
45 1949...	227	2	4	6	22	36
46 subunits reporting 1954...	213	4	6	2	13	14
47 1949...	352	2	5	8	27	52
48 acres 1954...	3,340	13	26	6	115	99
49 1949...	5,923	5	22	75	189	479
50 pounds 1954...	2,261,116	7,845	10,532	6,400	69,238	67,750
51 1949...	4,177,214	2,400	17,200	68,945	145,778	371,927
52 Horses and/or mules....multiple units reporting 1954...	393	10	10	4	24	21
53 1950...	567	4	10	13	41	73
54 number 1954...	852	12	13	5	42	30
55 1950...	1,611	5	17	25	79	152
56 Landlord-tenant operations containing multiple units:						
57 All subunits including home farm.....number 1954...	1,602	30	45	17	96	105
58 1950...	2,004	23	48	46	147	199
59 Land in all subunits including						
60 home farm.....acres 1954...	320,917	270	3,682	500	3,706	5,410
61 1950...	338,406	283	879	1,265	5,295	11,642
62 Owned by operator of multiple						
63 unit.....acres 1954...	286,461	219	778	500	3,501	5,242
64 1950...	308,693	126	752	1,025	4,933	11,024
65 Rented by operator of multiple						
66 unit.....acres 1954...	34,456	51	2,904	...	205	168
67 1950...	29,713	157	127	240	362	618
68 Subunits not included in						
69 multiple units.....operators reporting 1954...	120	...	3	1	7	7
70 1950...	180	3	6	3	11	15
number 1954...	350	...	13	1	19	17
1950...	460	4	7	3	26	25
Share tenants.....number 1954...	87	1	5	7
1950...	110	...	2	...	6	6
Other tenants, not croppers nor share						
tenants.....number 1954...	263	...	13	...	14	10
1950...	350	4	5	3	20	19
Land in subunits not included in multiple						
units.....acres 1954...	19,904	...	3,066	22	537	602
1950...	24,769	130	169	61	850	1,836

BY SIZE OF UNIT: CENSUSES OF 1954 AND 1950—Continued

Item (For definitions and explanations, see text)		Area 3—Continued					
		Size of unit—Continued					
		140 to 179 acres	180 to 219 acres	220 to 259 acres	260 to 499 acres	500 to 999 acres	1,000 acres and over
1	Multiple-unit operations.....number 1954...	63	37	35	142	95	61
2	1950...	78	66	38	162	90	64
3	Subunits in multiple-unit operations.....total number 1954...	128	83	72	313	229	184
4	1950...	165	148	82	362	225	164
5	Home farms.....number 1954...	61	35	33	137	92	58
6	1950...	77	66	36	159	87	63
7	Cropper farms.....number 1954...	67	48	39	176	137	126
8	1950...	88	82	46	203	138	101
9	Land in multiple-unit operations....total acres 1954...	9,993	7,333	8,299	51,231	64,097	150,719
10	1950...	12,383	13,039	9,113	57,819	61,066	143,899
11	Home farms.....acres 1954...	7,811	5,340	6,425	42,278	55,586	142,413
12	1950...	8,877	9,535	6,867	46,219	50,582	133,896
13	Cropper farms.....acres 1954...	2,182	1,993	1,874	8,933	8,511	8,306
14	1950...	3,506	3,504	2,246	11,600	10,000	10,003
15	Cropland harvested.....total acres 1954...	4,496	3,017	3,215	18,694	19,363	34,197
16	1949...	5,274	5,355	4,050	19,036	17,619	22,749
17	Corn harvested for grain.....multiple units reporting 1954...	54	32	34	127	87	56
18	1949...	67	60	30	150	80	54
19	subunits reporting 1954...	70	46	47	180	145	109
20	1949...	105	96	49	213	132	93
21	acres 1954...	1,717	1,059	1,327	5,892	6,464	6,397
22	1949...	2,253	2,347	1,499	6,031	4,714	5,742
23	bushels 1954...	22,070	17,537	24,364	94,396	97,406	106,219
24	1949...	23,998	24,041	14,260	67,044	51,022	69,971
25	Cotton harvested.....multiple units reporting 1954...	21	12	8	61	36	29
26	1949...	25	20	10	40	20	13
27	subunits reporting 1954...	29	16	14	81	62	57
28	1949...	33	32	14	60	36	23
29	acres 1954...	156	118	92	522	418	428
30	1949...	240	297	173	608	348	174
31	bales 1954...	102	79	45	400	272	291
32	1949...	116	126	67	256	172	63
33	Tobacco harvested.....multiple units reporting 1954...	41	28	26	118	69	45
34	1949...	38	35	24	117	59	33
35	subunits reporting 1954...	53	37	36	170	116	104
36	1949...	46	43	33	161	99	47
37	acres 1954...	235	272	165	881	682	758
38	1949...	167	152	113	618	535	387
39	pounds 1954...	222,346	241,468	233,263	1,136,337	867,183	947,336
40	1949...	176,985	155,987	127,204	662,563	601,687	413,161
41	Peanuts harvested for picking or threshing.....multiple units reporting 1954...	16	8	10	36	23	17
42	1949...	31	20	12	42	29	23
43	subunits reporting 1954...	22	13	16	49	41	33
44	1949...	52	35	20	64	51	36
45	acres 1954...	238	136	204	662	897	944
46	1949...	526	367	424	1,076	1,048	1,712
47	pounds 1954...	183,478	76,152	101,318	521,133	536,039	681,231
48	1949...	412,368	226,140	285,810	824,347	644,909	1,177,390
49	Horses and/or mules....multiple units reporting 1954...	38	24	23	108	78	53
50	1950...	65	52	32	143	80	54
51	number 1954...	59	37	40	180	210	224
52	1950...	146	126	76	361	263	361
53	Landlord-tenant operations containing multiple units: All subunits including home farm.....number 1954...	146	91	80	343	308	341
54	1950...	193	172	87	411	282	396
55	Land in all subunits including home farm.....acres 1954...	10,664	7,478	8,924	53,859	67,892	158,532
56	1950...	13,673	14,054	9,206	60,542	65,000	156,567
57	Owned by operator of multiple unit.....acres 1954...	9,394	6,590	7,395	47,808	61,579	143,455
58	1950...	13,025	12,337	8,201	52,901	57,973	146,396
59	Rented by operator of multiple unit.....acres 1954...	1,270	888	1,529	6,051	6,313	15,077
60	1950...	648	1,717	1,005	7,641	7,027	10,171
61	Subunits not included in multiple units.....operators reporting 1954...	9	6	5	24	30	28
62	1950...	20	17	5	38	28	34
63	number 1954...	18	8	8	30	79	157
64	1950...	28	24	5	49	57	232
65	Share tenants.....number 1954...	7	1	1	13	25	27
66	1950...	11	6	1	24	22	32
67	Other tenants, not croppers nor share tenants.....number 1954...	11	7	7	17	54	130
68	1950...	17	18	4	25	35	200
69	Land in subunits not included in multiple units.....acres 1954...	671	145	625	2,628	3,795	7,813
70	1950...	1,290	1,015	93	2,723	3,934	12,668

MULTIPLE-UNIT OPERATIONS

Economic Area Table 2.—MULTIPLE-UNIT OPERATIONS, BY COLOR AND

Table with columns: Item (For definitions and explanations, see text), Total, selected areas (All operators, Color and tenure of operator: Full owners, Part owners, Managers), and rows detailing multiple-unit operations, subunits, and land in various categories from 1954 to 1950.

TENURE OF OPERATOR: CENSUSES OF 1954 AND 1950

Total, selected areas—Continued			Area 1															
Color and tenure of operator—Con.			All operators			Color and tenure of operator												
Tenants						Full owners				Part owners			Managers			Tenants		
Total	White	Non-white	Total	White	Non-white	Total	White	Non-white	Total	White	Non-white	Total	White	Non-white	Total	White	Non-white	
12	11	1	70	67	3	55	53	2	14	13	1	1	1	...	1
27	22	5	113	109	4	86	84	2	22	21	1	5	4	1	2
30	28	2	147	141	6	112	108	4	33	31	2	2	2	...	3
57	47	10	240	231	9	183	179	4	47	44	3	10	8	2	4
11	10	1	68	65	3	53	51	2	14	13	1	1	1	...	5
27	22	5	111	107	4	84	82	2	22	21	1	5	4	1	6
19	18	1	79	76	3	59	57	2	19	18	1	1	1	...	7
30	25	5	129	124	5	99	97	2	25	23	2	5	4	1	8
6,437	6,297	140	23,994	23,388	206	18,162	18,048	114	5,232	5,140	92	200	200	...	9
8,763	8,416	347	36,889	36,470	419	27,160	26,965	195	9,327	9,195	132	402	310	92	10
5,975	5,851	124	19,772	19,655	117	15,062	15,007	55	4,515	4,453	62	195	195	...	11
7,481	7,264	217	30,105	29,774	331	21,879	21,712	167	7,928	7,851	77	298	211	87	12
462	446	16	3,822	3,733	89	3,100	3,041	59	717	687	30	5	5	...	13
1,282	1,152	130	6,784	6,696	88	5,281	5,253	28	1,399	1,344	55	104	99	5	14
1,682	1,619	63	6,611	6,504	107	4,124	4,077	47	2,357	2,297	60	130	130	...	15
3,937	3,727	210	8,851	8,677	174	6,691	6,631	60	1,893	1,829	64	267	217	50	16
8	7	1	62	59	3	48	46	2	14	13	1	17
24	20	4	96	92	4	72	70	2	20	19	1	4	3	1	18
11	10	1	92	88	4	64	62	2	28	26	2	19
35	28	7	160	152	8	119	116	3	34	31	3	7	5	2	20
448	437	11	2,380	2,293	87	1,570	1,523	47	810	770	40	21
915	799	116	3,340	3,249	91	2,473	2,456	17	764	725	39	103	68	35	22
6,087	5,955	132	48,816	48,247	569	31,940	31,599	341	16,876	16,648	228	23
10,163	8,545	1,618	50,823	48,925	1,898	38,310	37,955	355	10,635	9,895	740	1,878	1,075	803	24
8	7	1	56	55	1	42	42	...	13	12	1	1	1	...	25
9	6	3	63	61	2	48	47	1	12	12	3	2	1	26	
11	10	1	71	69	2	49	49	...	21	19	2	1	1	...	27
12	8	4	94	92	2	72	71	1	18	18	4	3	1	28	
59	49	10	669	650	19	424	424	...	240	221	19	5	5	...	29
124	94	30	1,141	1,124	17	770	768	2	316	316	55	40	15	30	
37	33	4	593	585	8	387	387	...	202	194	8	4	4	...	31
54	47	7	498	493	5	319	318	1	157	157	22	18	4	32	
8	8	33
15	14	1	34
18	18	35
23	21	2	36
73	73	37
88	82	6	38
90,900	90,900	39
87,534	81,634	5,900	40
3	2	1	26	26	...	17	17	...	9	9	41
6	5	1	56	53	3	40	38	2	14	13	1	2	2	...	42
5	4	1	34	34	...	21	21	...	13	13	43
11	9	2	85	81	4	60	58	2	21	19	2	4	4	...	44
61	44	17	484	484	...	315	315	...	169	169	45
238	219	19	1,323	1,297	26	990	974	16	281	271	10	52	52	...	46
27,348	21,048	6,300	539,669	539,669	...	365,059	365,055	...	174,614	174,614	47
161,317	137,317	24,000	1,052,199	1,047,574	4,625	771,185	770,060	1,125	234,026	230,526	3,500	46,988	46,988	...	48
7	7	...	29	27	2	22	21	1	7	6	1	49
22	17	5	72	69	3	53	52	1	16	15	1	3	2	1	50
20	20	...	56	54	2	41	40	1	15	14	1	51
47	37	10	153	147	6	112	111	1	36	34	2	5	2	3	52
45	40	5	176	170	6	131	127	4	43	41	2	2	2	...	53
63	51	12	273	261	12	211	205	6	51	47	4	11	9	2	54
9,352	9,172	180	24,990	24,384	206	18,860	18,746	114	5,530	5,438	92	200	200	...	55
9,190	8,831	359	39,607	39,093	514	29,608	29,355	253	9,579	9,410	169	420	328	92	56
...	22,971	22,771	200	18,860	18,746	114	4,111	4,025	86	57
...	37,095	36,682	413	29,608	29,355	253	7,487	7,327	160	58
9,352	9,172	180	1,619	1,613	6	1,419	1,413	6	200	200	...	59
9,190	8,831	359	2,512	2,411	101	2,092	2,083	9	420	328	92	60
3	2	1	18	18	...	11	11	...	7	7	61
5	4	1	23	20	3	19	17	2	3	2	1	62
15	12	3	29	29	...	19	19	...	10	10	1	1	...	63
6	4	2	33	30	3	28	26	2	4	3	1	64
...	13	13	...	9	9	...	4	4	65
1	1	...	9	9	...	8	8	...	1	1	66
15	12	3	16	16	...	10	10	...	6	6	67
5	3	2	24	21	3	20	18	2	3	2	1	1	1	...	68
2,915	2,875	40	996	996	...	698	698	...	298	298	69
427	415	12	2,718	2,623	95	2,448	2,390	58	252	215	37	18	18	...	70

MULTIPLE-UNIT OPERATIONS

Economic Area Table 2.—MULTIPLE-UNIT OPERATIONS, BY COLOR AND

Item (For definitions and explanations, see text)		Area 3					
		All operators			Color and tenure of operator		
		Total	White	Nonwhite	Full owners		
					Total	White	Nonwhite
1	Multiple-unit operations.....number 1954...	551	515	36	368	345	23
2	1950...	680	623	57	488	454	34
3	Subunits in multiple-unit operations.....total number 1954...	1,252	1,177	75	825	777	48
4	1950...	1,544	1,423	121	1,094	1,023	71
5	Home farms.....number 1954...	519	484	35	345	322	23
6	1950...	662	605	57	472	438	34
7	Cropper farms.....number 1954...	733	693	40	480	455	25
8	1950...	882	818	64	622	585	37
9	Land in multiple-unit operations...total acres 1954...	301,011	296,308	4,705	165,086	162,643	2,443
10	1950...	313,637	304,729	8,908	202,301	197,758	4,543
11	Home farms.....acres 1954...	266,302	262,291	4,011	140,628	138,555	2,073
12	1950...	265,930	258,915	7,015	167,628	164,068	3,560
13	Cropper farms.....acres 1954...	34,711	34,017	694	24,458	24,088	370
14	1950...	47,707	45,814	1,893	34,673	33,690	983
15	Cropland harvested.....total acres 1954...	87,002	85,109	1,893	40,033	39,250	783
16	1949...	81,793	77,744	4,049	49,252	47,784	1,468
17	Corn harvested for grain.....multiple units reporting 1954...	480	445	35	318	296	22
18	1949...	593	544	49	419	391	28
19	subunits reporting 1954...	708	659	49	454	424	30
20	1949...	932	858	74	657	614	43
21	acres 1954...	24,566	23,680	886	13,268	12,823	445
22	1949...	26,117	24,997	1,520	17,157	16,487	670
23	bushels 1954...	382,256	373,537	8,719	205,800	202,150	3,650
24	1949...	289,400	277,547	11,853	187,961	183,245	4,716
25	Cotton harvested.....multiple units reporting 1954...	214	188	26	140	124	16
26	1949...	199	172	27	143	129	14
27	subunits reporting 1954...	318	285	33	196	176	20
28	1949...	291	252	39	210	189	21
29	acres 1954...	1,961	1,845	116	1,102	1,047	55
30	1949...	2,361	2,162	199	1,681	1,593	88
31	bales 1954...	1,350	1,291	59	794	768	26
32	1949...	1,019	950	69	712	681	31
33	Tobacco harvested.....multiple units reporting 1954...	396	378	18	260	246	14
34	1949...	368	346	22	255	242	13
35	subunits reporting 1954...	599	576	23	376	359	17
36	1949...	505	474	31	345	327	18
37	acres 1954...	3,229	3,166	63	1,818	1,786	32
38	1949...	2,184	2,114	70	1,425	1,386	39
39	pounds 1954...	3,925,689	3,852,599	73,090	2,232,826	2,202,976	29,850
40	1949...	2,396,601	2,332,619	63,982	1,543,276	1,508,494	34,782
41	Peanuts harvested for picking or threshing.....multiple units reporting 1954...	143	128	15	85	79	6
42	1949...	227	206	21	162	151	11
43	subunits reporting 1954...	213	193	20	121	114	7
44	1949...	352	319	33	246	229	17
45	acres 1954...	3,340	3,100	240	1,873	1,787	86
46	1949...	5,923	5,271	652	3,759	3,617	142
47	pounds 1954...	2,261,116	2,118,817	142,299	1,259,712	1,198,362	61,350
48	1949...	4,177,214	3,837,114	340,100	2,758,787	2,686,987	71,800
49	Horses and/or mules....multiple units reporting 1954...	393	360	33	257	236	21
50	1950...	567	519	48	395	370	25
51	number 1954...	852	799	53	523	493	30
52	1950...	1,611	1,486	125	1,041	988	53
53	Landlord-tenant operations containing multiple units: All subunits including home farm.....number 1954...	1,602	1,503	99	985	924	61
54	1950...	2,004	1,847	157	1,358	1,269	89
55	Land in all subunits including home farm.....acres 1954...	320,917	315,501	5,416	174,957	172,145	2,812
56	1950...	338,406	328,331	10,075	217,360	212,262	5,098
57	Owned by operator of multiple unit..acres 1954...	286,461	282,316	4,145	174,957	172,145	2,812
58	1950...	308,693	300,114	8,579	217,360	212,262	5,098
59	Rented by operator of multiple unit.....acres 1954...	34,456	33,185	1,271
60	1950...	29,713	28,217	1,496
61	Subunits not included in multiple units.....operators reporting 1954...	120	111	9	67	63	4
62	1950...	180	160	20	123	110	13
63	number 1954...	350	326	24	160	147	13
64	1950...	460	424	36	264	246	18
65	Share tenants.....number 1954...	87	78	9	54	49	5
66	1950...	110	104	6	75	70	5
67	Other tenants, not croppers nor share tenants.....number 1954...	263	248	15	106	98	8
68	1950...	350	320	30	189	176	13
69	Land in subunits not included in multiple units.....acres 1954...	19,904	19,193	711	9,871	9,502	369
70	1950...	24,769	23,602	1,167	15,059	14,504	555

TENURE OF OPERATOR: CENSUSES OF 1954 AND 1950—Continued

Area 3—Continued								
Color and tenure of operator—Continued								
Part owners			Managers			Tenants		
Total	White	Nonwhite	Total	White	Nonwhite	Total	White	Nonwhite
163	151	12	9	9	...	11	10	1
160	141	19	10	10	...	22	18	4
371	346	25	28	28	...	28	26	2
367	325	42	36	36	...	47	39	8
156	145	11	8	8	...	10	9	1
160	141	19	8	8	...	22	18	4
215	201	14	20	20	...	18	17	1
207	184	23	28	28	...	25	21	4
85,401	83,279	2,122	44,289	44,289	...	6,237	6,097	140
69,711	65,601	4,110	33,264	33,264	...	8,361	8,106	255
76,583	74,769	1,814	43,311	43,311	...	5,780	5,656	124
59,355	56,030	3,325	31,764	31,764	...	7,183	7,053	130
8,818	8,510	308	978	978	...	457	441	16
10,356	9,571	785	1,500	1,500	...	1,178	1,053	125
30,311	29,264	1,047	15,106	15,106	...	1,552	1,489	63
24,681	22,260	2,421	4,190	4,190	...	3,670	3,510	160
146	134	12	8	8	...	8	7	1
145	127	18	9	9	...	20	17	3
221	203	18	22	22	...	11	10	1
220	194	26	27	27	...	28	23	5
8,473	8,043	430	2,377	2,377	...	448	437	11
6,816	6,047	769	1,332	1,332	...	812	731	81
130,129	125,192	4,937	40,240	40,240	...	6,087	5,955	132
68,584	62,262	6,322	24,570	24,570	...	8,285	7,470	815
62	53	9	5	5	...	7	6	1
90	39	11	6	4	2
103	91	12	9	9	...	10	9	1
73	58	15	8	5	3
762	711	51	43	43	...	54	44	10
611	515	96	69	54	15
489	460	29	34	34	...	33	29	4
275	240	35	32	29	3
125	121	4	3	3	...	8	8	...
92	84	8	6	6	...	15	14	1
195	189	6	10	10	...	18	18	...
128	117	11	9	9	...	23	21	2
1,207	1,176	31	131	131	...	73	73	...
556	531	25	115	115	...	88	82	6
1,420,168	1,376,928	43,240	181,795	181,795	...	90,900	90,900	...
638,491	615,191	23,300	127,300	127,300	...	87,534	81,634	5,900
53	45	8	2	2	...	3	2	1
59	50	9	2	2	...	4	3	1
84	72	12	3	3	...	5	4	1
96	82	14	3	3	...	7	5	2
1,255	1,118	137	151	151	...	61	44	17
1,962	1,471	491	16	16	...	186	167	19
942,076	867,427	74,649	31,980	31,980	...	27,348	21,048	6,300
1,289,098	1,044,798	244,300	15,000	15,000	...	114,329	90,329	24,000
121	109	12	8	8	...	7	7	...
145	126	19	8	8	...	19	15	4
256	233	23	53	53	...	20	20	...
436	371	65	92	92	...	42	35	7
449	416	33	125	125	...	43	38	5
449	391	58	145	145	...	52	42	10
89,220	86,796	2,424	47,588	47,588	...	9,152	8,972	180
74,011	69,301	4,710	38,265	38,265	...	8,770	8,503	267
64,134	62,801	1,333	47,370	47,370
53,068	49,587	3,481	38,265	38,265
25,086	23,995	1,091	218	218	...	9,152	8,972	180
20,943	19,714	1,229	8,770	8,503	267
44	40	4	6	6	...	3	2	1
46	40	6	7	7	...	4	3	1
78	70	8	97	97	...	15	12	3
82	66	16	109	109	...	5	3	2
31	27	4	2	2
26	25	1	8	8	...	1	1	...
47	43	4	95	95	...	15	12	3
56	41	15	101	101	...	4	2	2
3,819	3,517	302	3,299	3,299	...	2,915	2,875	40
4,300	3,700	600	5,001	5,001	...	409	397	12

MULTIPLE-UNIT OPERATIONS

Economic Area Table 3.—MULTIPLE-UNIT OPERATIONS, BY TYPE OF FARM: CENSUSES OF 1954 AND 1950

Item (For definitions and explanations, see text)	Total, selected areas								
	Total	Type of farm							
		Cotton	Tobacco	Peanut	Cotton and tobacco	Cotton and peanut	Tobacco and peanut	Cotton, tobacco, and peanut	Miscellaneous
1 Multiple-unit operations.....number 1954...	621	33	293	23	55	84	19	2	112
2 1950...	793	29	265	69	32	162	33	4	199
3 Subunits in multiple-unit operations.....total number 1954...	1,399	67	655	54	139	186	41	6	251
4 1950...	1,784	63	598	153	73	360	81	10	446
5 Home farms.....number 1954...	587	32	279	20	52	76	18	2	108
6 1950...	773	27	258	67	31	159	32	4	195
7 Cropper farms.....number 1954...	812	35	376	34	87	110	23	4	143
8 1950...	1,011	36	340	86	42	201	49	6	251
9 Land in multiple-unit operations.... total acres 1954...	324,607	3,983	141,423	7,925	23,082	28,534	9,583	1,097	108,980
10 1950...	350,526	8,140	108,281	37,561	9,593	40,751	20,007	4,137	122,056
11 Home farms.....acres 1954...	286,074	2,794	122,907	6,549	19,147	23,331	8,537	982	101,827
12 1950...	296,035	6,147	88,186	32,883	7,588	30,214	16,437	3,792	110,788
13 Cropper farms.....acres 1954...	38,533	1,189	18,516	1,376	3,935	5,203	1,046	115	7,153
14 1950...	54,491	1,993	20,095	4,678	2,005	10,537	3,570	345	11,268
15 Cropland harvested.....total acres 1954...	93,613	1,204	33,546	3,091	7,958	10,241	3,315	364	33,894
16 1949...	90,644	1,881	29,029	8,381	3,283	15,899	4,950	1,361	29,860
17 Corn harvested for grain.....multiple units reporting 1954...	542	29	244	22	54	80	17	2	94
18 1949...	689	25	232	65	31	155	33	4	144
19 subunits reporting 1954...	800	40	328	39	92	130	24	2	145
20 1949...	1,092	41	339	100	50	254	59	10	239
21 acres 1954...	26,946	578	10,430	1,207	3,255	3,748	817	202	6,709
22 1949...	29,457	749	9,927	2,834	1,275	5,826	2,063	475	6,308
23 bushels 1954...	431,072	8,703	165,491	22,327	46,505	57,136	17,244	2,540	111,126
24 1949...	340,223	8,737	109,580	31,845	12,335	72,352	18,676	4,450	82,248
25 Cotton harvested.....multiple units reporting 1954...	270	33	57	3	55	84	2	2	34
26 1949...	262	29	9	5	32	162	1	4	20
27 subunits reporting 1954...	389	40	75	4	91	128	2	3	46
28 1949...	45	11	5	5	53	240	1	8	22
29 acres 1954...	2,630	291	337	16	594	1,073	5	38	276
30 1949...	3,502	447	44	38	387	2,335	3	101	147
31 bales 1954...	1,943	229	223	12	416	813	3	26	221
32 1949...	1,517	178	15	22	157	1,051	3	34	57
33 Tobacco harvested.....multiple units reporting 1954...	396	...	293	...	55	2	19	2	25
34 1949...	368	...	265	1	32	1	33	4	32
35 subunits reporting 1954...	599	...	437	...	95	2	27	2	36
36 1949...	505	...	361	1	51	1	47	8	36
37 acres 1954...	3,229	...	2,580	...	331	2	150	28	138
38 1949...	2,184	...	1,641	10	165	2	229	32	105
39 pounds 1954...	3,925,689	...	3,113,853	...	400,003	3,300	197,480	31,500	179,553
40 1949...	2,396,601	...	1,804,057	11,660	168,565	920	258,853	32,200	120,346
41 Peanuts harvested for picking or threshing.....multiple units reporting 1954...	169	...	15	23	2	84	19	2	24
42 1949...	283	...	5	69	1	162	33	4	9
43 subunits reporting 1954...	247	...	15	38	3	131	24	5	31
44 1949...	437	...	6	108	1	258	47	4	13
45 acres 1954...	3,824	...	82	878	27	1,980	342	49	466
46 1949...	7,246	...	23	2,415	1	3,547	977	60	223
47 pounds 1954...	2,800,785	...	68,513	538,410	10,300	1,542,103	256,450	36,200	348,809
48 1949...	5,229,413	...	11,181	1,826,425	250	2,529,370	643,898	26,000	192,289
49 Horses and/or mules....multiple units reporting 1954...	422	17	203	14	44	53	15	1	75
50 1950...	639	23	232	61	32	121	29	4	137
51 number 1954...	908	23	402	36	90	123	23	5	206
52 1950...	1,764	49	581	213	69	340	94	19	399
53 Landlord-tenant operations containing multiple units: All subunits including home farm.....number 1954...	1,778	77	728	67	168	246	43	8	441
54 1950...	2,277	86	671	224	80	463	91	11	651
55 Land in all subunits including home farm.....acres 1954...	345,507	4,376	148,408	8,283	24,975	31,174	9,742	1,212	117,337
56 1950...	378,013	10,314	114,070	44,248	9,851	45,432	20,287	4,177	129,634
57 Owned by operator of multiple unit.....acres 1954...	309,432	4,209	127,052	7,818	22,702	25,707	8,765	1,182	111,997
58 1950...	345,788	10,062	101,069	43,087	8,681	40,932	17,286	2,875	121,796
59 Rented by operator of multiple unit.....acres 1954...	36,075	167	21,356	465	2,273	5,467	977	30	5,340
60 1950...	32,225	252	13,001	1,161	1,170	4,500	3,001	1,302	7,838
61 Subunits not included in multiple units.....operators reporting 1954...	138	7	36	5	17	27	2	1	43
62 1950...	203	8	53	28	4	50	6	1	53
63 number 1954...	379	10	73	13	29	60	2	2	190
64 1950...	493	23	73	71	7	103	10	1	205
65 Share tenants.....number 1954...	100	4	23	5	11	33	1	...	23
66 1950...	119	3	31	25	...	34	4	...	22
67 Other tenants, not croppers nor share tenants.....number 1954...	279	6	50	8	18	27	1	2	167
68 1950...	374	20	42	46	7	69	6	1	183
69 Land in subunits not included in multiple units.....acres 1954...	20,900	393	6,985	358	1,893	2,640	159	115	8,357
70 1950...	27,487	2,174	5,789	6,687	258	4,681	280	40	7,578

Economic Area Table 3.—MULTIPLE-UNIT OPERATIONS, BY TYPE OF FARM: CENSUSES OF 1954 AND 1950—Continued

Item (For definitions and explanations, see text)		Area 1								
		Total	Type of farm							
			Cotton	Tobacco	Peanut	Cotton and tobacco	Cotton and peanut	Tobacco and peanut	Cotton, tobacco, and peanut	Miscellaneous
1	Multiple-unit operations.....number	70	24	...	1	...	17	28
2	1950...	113	20	...	15	...	39	39
3	Subunits in multiple-unit operations.....total number	147	49	...	3	...	35	60
4	1950...	240	44	...	33	...	85	78
5	Home farms.....number	68	24	...	1	...	16	27
6	1950...	111	18	...	15	...	39	39
7	Cropper farms.....number	79	25	...	2	...	19	33
8	1950...	129	26	...	18	...	46	39
9	Land in multiple-unit operations... total acres	23,594	3,190	...	1,755	...	5,205	13,444
10	1950...	36,889	5,424	...	10,405	...	7,747	13,313
11	Home farms.....acres	19,772	2,295	...	1,605	...	4,073	11,799
12	1950...	30,105	3,785	...	9,509	...	5,398	11,413
13	Cropper farms.....acres	3,822	895	...	150	...	1,132	1,645
14	1950...	6,784	1,639	...	896	...	2,349	1,900
15	Cropland harvested.....total acres	6,611	926	...	394	...	2,023	3,268
16	1949...	8,851	1,387	...	1,166	...	4,179	2,119
17	Corn harvested for grain.....multiple units reporting	62	21	...	1	...	16	24
18	1949...	96	19	...	14	...	39	24
19	subunits reporting	92	30	...	3	...	24	35
20	1949...	160	34	...	24	...	69	33
21	acres	2,380	447	...	145	...	888	900
22	1949...	3,340	617	...	501	...	1,568	654
23	bushels	48,816	7,130	...	5,500	...	16,382	19,804
24	1949...	50,823	7,578	...	5,465	...	27,521	10,259
25	Cotton harvested.....multiple units reporting	56	24	...	1	...	17	14
26	1949...	63	20	...	1	...	39	3
27	subunits reporting	71	31	...	1	...	23	16
28	1949...	94	34	...	1	...	56	3
29	acres	669	232	...	7	...	319	111
30	1949...	1,141	364	...	5	...	758	14
31	bales	593	189	...	6	...	295	103
32	1949...	498	146	...	3	...	341	8
33	Tobacco harvested.....multiple units reporting
34	1949...
35	subunits reporting
36	1949...
37	acres
38	1949...
39	pounds
40	1949...
41	Peanuts harvested for picking or threshing.....multiple units reporting	26	1	...	17	8
42	1949...	56	15	...	39	2
43	subunits reporting	34	3	...	23	8
44	1949...	85	21	...	61	3
45	acres	484	76	...	348	60
46	1949...	1,323	388	...	850	85
47	pounds	539,669	94,000	...	378,289	67,380
48	1949...	1,052,199	304,169	...	666,430	81,600
49	Horses and/or mules...multiple units reporting	29	8	...	1	...	5	15
50	1950...	72	17	...	10	...	21	24
51	number	56	10	...	3	...	11	32
52	1950...	153	37	...	28	...	45	43
53	Landlord-tenant operations containing multiple units:									
54	All subunits including home farm.....number	176	55	...	4	...	44	73
55	1950...	273	58	...	39	...	91	85
56	Land in all subunits including home farm.....acres	24,590	3,334	...	1,840	...	5,583	13,833
57	1950...	39,607	7,043	...	10,659	...	8,201	13,704
58	Owned by operator of multiple unit..acres	22,971	3,235	...	1,840	...	4,928	12,968
59	1950...	37,095	6,791	...	10,280	...	7,196	12,828
60	Rented by operator of multiple unit.....acres	1,619	99	655	865
61	1950...	2,512	252	...	379	...	1,005	876
62	Subunits not included in multiple units.....operators reporting	18	5	...	1	...	4	8
63	1950...	23	5	...	6	...	6	6
64	number	29	6	...	1	...	9	13
65	1950...	33	14	...	6	...	6	7
66	Share tenants.....number	13	3	...	1	...	3	6
67	1950...	9	2	...	3	...	1	3
68	Other tenants, not croppers nor share tenants.....number	16	3	6	7
69	1950...	24	12	...	3	...	5	4
70	Land in subunits not included in multiple units.....acres	996	144	...	85	...	378	389
71	1950...	2,718	1,619	...	254	...	454	391

MULTIPLE-UNIT OPERATIONS

Economic Area Table 3.—MULTIPLE-UNIT OPERATIONS, BY TYPE OF FARM: CENSUSES OF 1954 AND 1950—Continued

Item (For definitions and explanations, see text)	Area 3								
	Total	Type of farm							
		Cotton	Tobacco	Peanut	Cotton and tobacco	Cotton and peanut	Tobacco and peanut	Cotton, tobacco, and peanut	Miscellaneous
1 Multiple-unit operations.....number 1954...	551	9	293	22	55	67	19	2	84
2 1950...	680	9	265	54	32	123	33	4	160
3 Subunits in multiple-unit operations.....total number 1954...	1,252	18	655	51	139	151	41	6	191
4 1950...	1,544	19	598	120	73	275	81	10	368
5 Home farms.....number 1954...	519	8	279	19	52	60	18	2	81
6 1950...	662	9	258	52	31	120	32	4	156
7 Cropper farms.....number 1954...	733	10	376	32	87	91	23	4	110
8 1950...	882	10	340	68	42	155	49	6	212
9 Land in multiple-unit operations....total acres 1954...	301,013	793	141,423	6,170	23,082	23,329	9,583	1,097	95,536
10 1950...	313,637	2,716	108,281	27,156	9,593	33,004	20,007	4,137	108,743
11 Home farms.....acres 1954...	266,302	499	122,907	4,944	19,147	19,258	8,537	982	90,028
12 1950...	265,930	2,362	88,186	23,374	7,588	24,816	16,437	3,792	99,375
13 Cropper farms.....acres 1954...	34,711	294	18,516	1,226	3,935	4,071	1,046	115	5,508
14 1950...	47,707	354	20,095	3,782	2,005	8,188	3,570	345	9,368
15 Cropland harvested.....total acres 1954...	87,002	278	33,546	2,697	7,958	8,218	3,315	364	30,626
16 1949...	81,793	494	29,029	7,215	3,283	11,720	4,950	1,361	23,741
17 Corn harvested for grain.....multiple units reporting 1954...	480	8	244	21	54	64	17	2	70
18 1949...	593	6	232	51	31	116	33	4	120
19 subunits reporting 1954...	708	10	328	36	92	106	24	2	110
20 1949...	932	7	339	76	50	185	59	10	206
21 acres 1954...	24,566	131	10,430	1,062	3,255	2,860	817	202	5,809
22 1949...	26,117	132	9,927	2,333	1,275	4,258	2,063	475	5,654
23 bushels 1954...	382,256	1,573	165,491	16,827	46,505	40,754	17,244	2,540	91,322
24 1949...	289,400	1,159	109,580	26,380	12,335	44,831	18,676	4,450	71,989
25 Cotton harvested.....multiple units reporting 1954...	214	9	57	2	55	67	2	2	20
26 1949...	199	9	9	4	32	123	1	4	17
27 subunits reporting 1954...	318	9	75	3	91	105	2	3	30
28 1949...	291	11	11	4	53	184	1	8	19
29 acres 1954...	1,961	59	337	9	594	754	5	38	165
30 1949...	2,361	83	44	33	387	1,577	3	101	133
31 bales 1954...	1,350	40	223	6	416	518	3	26	118
32 1949...	1,019	32	15	19	157	710	3	34	49
33 Tobacco harvested.....multiple units reporting 1954...	396	...	293	...	55	2	19	2	25
34 1949...	368	...	265	1	32	1	33	4	32
35 subunits reporting 1954...	599	...	437	...	95	2	27	2	36
36 1949...	505	...	361	1	51	1	47	8	36
37 acres 1954...	3,229	...	2,580	...	331	2	150	28	138
38 1949...	2,184	...	1,641	10	165	2	229	32	105
39 pounds 1954...	3,925,689	...	3,113,853	...	400,003	3,300	197,480	31,500	179,553
40 1949...	2,396,601	...	1,804,057	11,660	168,565	920	258,853	32,200	120,346
41 Peanuts harvested for picking or threshing.....multiple units reporting 1954...	143	...	15	22	2	67	19	2	16
42 1949...	227	...	5	54	1	123	33	4	7
43 subunits reporting 1954...	213	...	15	35	3	108	24	5	23
44 1949...	352	...	6	87	1	197	47	4	10
45 acres 1954...	3,340	...	82	802	27	1,632	342	49	406
46 1949...	5,923	...	23	2,027	1	2,697	977	60	138
47 pounds 1954...	2,261,116	...	68,513	444,410	10,300	1,163,814	256,450	36,200	281,429
48 1949...	4,177,214	...	11,181	1,522,256	250	1,862,940	643,898	26,000	110,689
49 Horses and/or mules....multiple units reporting 1954...	393	9	203	13	44	48	15	1	60
50 1950...	567	6	232	51	32	100	29	4	113
51 number 1954...	852	13	402	33	90	112	23	5	174
52 1950...	1,611	12	581	185	69	295	94	19	356
53 Landlord-tenant operations containing multiple units:									
54 All subunits including home farm.....number 1954...	1,602	22	728	63	168	202	43	8	368
55 1950...	2,004	28	671	185	80	372	91	11	566
56 Land in all subunits including home farm.....acres 1954...	320,917	1,042	148,408	6,443	24,975	25,591	9,742	1,212	103,504
57 1950...	338,406	3,271	114,070	33,589	9,851	37,231	20,287	4,177	115,930
58 Owned by operator of multiple unit.....acres 1954...	286,461	974	127,052	5,978	22,702	20,779	8,765	1,182	99,029
59 1950...	308,693	3,271	101,069	32,807	8,681	33,736	17,286	2,875	108,968
60 Rented by operator of multiple unit.....acres 1954...	34,456	68	21,356	465	2,273	4,812	977	30	4,475
61 1950...	29,713	...	13,001	782	1,170	3,495	3,001	1,302	6,962
62 Subunits not included in multiple units.....operators reporting 1954...	120	2	36	4	17	23	2	1	35
63 1950...	180	3	53	22	4	44	6	1	47
64 number 1954...	350	4	73	12	29	51	2	2	177
65 1950...	460	9	73	65	7	97	10	1	198
66 Share tenants.....number 1954...	87	1	23	4	11	30	1	...	17
67 1950...	110	1	31	22	...	33	4	...	19
68 Other tenants, not croppers nor share tenants.....number 1954...	263	3	50	8	18	21	1	2	160
69 1950...	350	8	42	43	7	64	6	1	179
70 Land in subunits not included in multiple units.....acres 1954...	19,904	249	6,985	273	1,893	2,262	159	115	7,968
71 1950...	24,769	555	5,789	6,433	258	4,227	280	40	7,187

Economic Area Table 4.—MULTIPLE-UNIT OPERATIONS, BY ACRES OF CROPLAND HARVESTED: CENSUSES OF 1954 AND 1950

Item (For definitions and explanations, see text)	Total, selected areas									
	Total	Acres of cropland harvested								
		None	Under 20 acres	20 to 29 acres	30 to 49 acres	50 to 99 acres	100 to 199 acres	200 to 499 acres	500 acres and over	
Multiple-unit operations.....number 1954...	621	...	64	41	77	155	171	90	23	
1950...	793	21	66	38	135	229	197	89	18	
Subunits in multiple-unit operations.....total number 1954...	1,399	...	130	84	157	325	385	239	79	
1950...	1,784	42	133	83	290	500	449	236	51	
Home farms.....number 1954...	587	...	61	37	72	146	166	83	22	
1950...	773	21	65	37	133	223	190	86	18	
Cropper farms.....number 1954...	812	...	69	47	85	179	219	156	57	
1950...	1,011	21	68	46	157	277	259	150	33	
Land in multiple-unit operations...total acres 1954...	324,607	...	11,495	5,533	18,963	52,916	81,213	76,209	78,278	
1950...	350,526	11,238	11,604	5,677	29,639	57,913	96,591	85,606	52,258	
Home farms.....acres 1954...	286,074	...	10,640	4,578	16,262	45,115	68,647	65,259	75,573	
1950...	296,035	10,205	9,472	4,446	24,001	45,661	80,692	73,487	48,071	
Cropper farms.....acres 1954...	38,533	...	855	955	2,701	7,801	12,566	10,950	2,705	
1950...	54,491	1,033	2,132	1,231	5,638	12,252	15,899	12,119	4,187	
Cropland harvested.....total acres 1954...	93,613	...	645	967	2,995	11,362	23,669	26,463	27,512	
1949...	90,644	...	715	933	5,356	17,165	27,228	25,246	14,001	
Corn harvested for grain.....multiple units reporting 1954...	542	...	40	36	65	140	160	79	22	
1949...	689	...	40	32	122	210	186	83	16	
subunits reporting 1954...	800	...	43	44	81	179	255	146	52	
1949...	1,092	...	47	50	174	336	306	149	30	
acres 1954...	26,946	...	294	486	1,382	4,114	8,651	7,475	4,544	
1949...	29,457	...	339	470	2,476	7,351	9,597	6,844	2,380	
bushels 1954...	431,072	...	4,231	6,928	17,278	59,655	140,519	127,903	74,558	
1949...	340,223	...	3,920	5,839	28,012	89,811	95,261	82,620	34,760	
Cotton harvested.....multiple units reporting 1954...	270	...	18	16	35	56	90	43	12	
1949...	262	...	7	11	47	91	75	28	3	
subunits reporting 1954...	389	...	21	18	43	69	133	71	34	
1949...	385	...	7	11	57	130	116	60	4	
acres 1954...	2,630	...	88	70	229	428	1,006	541	268	
1949...	3,502	...	36	49	339	1,011	1,265	767	35	
bales 1954...	1,943	...	66	52	184	317	755	378	191	
1949...	1,517	...	13	22	145	412	581	336	8	
Tobacco harvested.....multiple units reporting 1954...	396	...	36	19	36	114	107	70	14	
1949...	368	...	24	18	48	101	114	55	8	
subunits reporting 1954...	599	...	40	24	41	153	169	133	39	
1949...	505	...	27	19	58	130	164	93	14	
acres 1954...	3,229	...	112	70	138	609	1,107	1,007	186	
1949...	2,184	...	66	56	176	468	669	630	119	
pounds 1954...	3,925,689	...	119,856	81,630	168,361	774,187	1,299,410	1,297,059	225,186	
1949...	2,396,601	...	61,348	57,428	179,366	534,147	732,620	709,634	122,058	
Peanuts harvested for picking or threshing.....multiple units reporting 1954...	169	...	4	9	16	43	63	22	12	
1949...	283	...	8	10	50	93	82	34	6	
subunits reporting 1954...	247	...	4	9	17	56	96	39	26	
1949...	437	...	9	11	62	134	143	69	9	
acres 1954...	3,824	...	15	46	130	501	1,376	1,036	720	
1949...	7,246	...	24	73	470	1,313	3,141	1,507	718	
pounds 1954...	2,800,785	...	8,845	26,212	118,295	350,369	1,009,949	797,264	489,851	
1949...	5,229,413	...	14,925	56,600	364,274	944,023	2,384,320	983,542	481,729	
Horses and/or mules....multiple units reporting 1954...	422	...	38	25	41	103	119	78	18	
1950...	639	8	42	26	111	193	163	79	17	
number 1954...	908	...	54	30	67	170	247	238	102	
1950...	1,764	17	66	48	234	446	431	357	165	
Landlord-tenant operations containing multiple units:										
All subunits including home farm.....number 1954...	1,778	...	169	96	191	368	454	301	199	
1950...	2,277	51	160	91	343	595	553	340	144	
Land in all subunits including home farm.....acres 1954...	345,507	...	15,712	6,133	22,112	55,591	85,274	78,627	82,058	
1950...	378,013	12,119	12,335	6,084	31,917	60,904	105,690	90,922	58,042	
Owned by operator of multiple unit.....acres 1954...	309,432	...	11,437	6,046	19,357	50,556	76,227	70,363	75,446	
1950...	345,788	11,335	11,588	5,674	29,782	55,949	97,136	81,293	53,031	
Rented by operator of multiple unit.....acres 1954...	36,075	...	4,275	87	2,755	5,035	9,047	8,264	6,612	
1950...	32,225	784	747	410	2,135	4,955	8,554	9,629	5,011	
Subunits not included in multiple units.....operators reporting 1954...	138	...	16	6	12	24	43	24	13	
1950...	203	4	19	7	33	51	46	31	12	
number 1954...	379	...	39	12	34	43	69	62	120	
1950...	493	9	27	8	53	95	104	104	93	
Share tenants.....number 1954...	100	...	11	3	10	14	33	17	12	
1950...	119	1	6	2	15	22	33	29	11	
Other tenants, not croppers nor share tenants.....number 1954...	279	...	28	9	24	29	36	45	108	
1950...	374	8	21	6	38	73	71	75	82	
Land in subunits not included in multiple units.....acres 1954...	20,900	...	4,217	600	3,149	2,675	4,061	2,418	3,780	
1950...	27,487	881	731	407	2,278	2,991	9,099	5,316	5,784	

MULTIPLE-UNIT OPERATIONS

Economic Area Table 4.—MULTIPLE-UNIT OPERATIONS, BY ACRES OF CROPLAND HARVESTED: CENSUSES OF 1954 AND 1950—Continued

Item (For definitions and explanations, see text)	Area 1								
	Total	Acres of cropland harvested							
		None	Under 20 acres	20 to 29 acres	30 to 49 acres	50 to 99 acres	100 to 199 acres	200 to 499 acres	500 acres and over
1 Multiple-unit operations.....number 1954...	70	...	14	7	12	14	16	6	1
2 1950...	113	8	12	5	21	38	23	5	1
3 Subunits in multiple-unit									
4 operations.....total number 1954...	147	...	28	14	25	29	33	15	3
5 1950...	240	16	24	10	42	77	49	20	2
6 Home farms.....number 1954...	68	...	14	6	12	14	15	6	1
7 1950...	111	8	12	5	20	38	22	5	1
8 Cropper farms.....number 1954...	79	...	14	8	13	15	18	9	2
9 1950...	129	8	12	5	22	39	27	15	1
10 Land in multiple-unit operations...total acres 1954...	23,594	...	4,479	654	1,198	4,276	5,920	5,618	1,449
11 1950...	36,889	1,304	790	412	2,563	7,195	14,816	3,469	6,340
12 Home farms.....acres 1954...	19,772	...	4,256	354	817	3,340	4,799	4,867	1,339
13 1950...	30,105	826	543	241	1,801	5,334	12,583	2,726	6,051
14 Cropper farms.....acres 1954...	3,822	...	223	300	381	936	1,121	751	110
15 1950...	6,784	478	247	171	762	1,861	2,233	743	289
16 Cropland harvested.....total acres 1954...	6,611	...	152	156	496	948	2,006	1,962	891
17 1949...	8,851	...	125	116	809	2,897	3,116	1,278	510
18 Corn harvested for									
19 grain.....multiple units reporting 1954...	62	...	11	6	10	14	15	5	1
20 1949...	96	...	7	5	20	35	23	5	1
21 subunits reporting 1954...	92	...	12	7	15	20	25	10	3
22 1949...	160	...	8	8	30	56	40	16	2
23 acres 1954...	2,380	...	84	78	217	549	867	477	108
24 1949...	3,340	...	48	89	382	1,228	1,037	466	90
25 bushels 1954...	48,816	...	1,343	938	3,216	9,940	17,287	12,854	3,238
26 1949...	50,823	...	740	1,445	4,701	17,362	17,165	6,410	3,000
27 Cotton harvested.....multiple units reporting 1954...	56	...	7	4	10	12	16	6	1
28 1949...	63	...	2	2	11	26	18	4	...
29 subunits reporting 1954...	71	...	7	5	14	14	19	10	2
30 1949...	94	...	2	2	14	36	27	13	...
31 acres 1954...	669	...	46	31	107	120	225	126	14
32 1949...	1,141	...	17	8	82	389	488	157	...
33 bales 1954...	593	...	37	28	94	93	210	113	18
34 1949...	498	...	5	5	38	144	237	69	...
35 Tobacco harvested.....multiple units reporting 1954...
36 1949...
37 subunits reporting 1954...
38 1949...
39 acres 1954...
40 1949...
41 pounds 1954...
42 1949...
43 Peanuts harvested for picking or									
44 threshing.....multiple units reporting 1954...	26	3	6	12	4	1
45 1949...	56	...	1	2	9	21	18	4	1
46 subunits reporting 1954...	34	3	7	13	10	1
47 1949...	85	...	1	3	9	30	26	14	2
48 acres 1954...	484	30	64	142	235	13
49 1949...	1,323	...	1	8	88	345	567	239	75
50 pounds 1954...	539,669	42,330	56,600	137,025	281,014	22,700
51 1949...	1,052,199	...	125	5,000	92,160	237,000	492,114	153,800	72,000
52 Horses and/or mules....multiple units reporting 1954...	29	...	5	4	3	8	5	4	...
53 1950...	72	2	7	4	14	27	13	4	1
54 number 1954...	56	...	9	4	4	15	11	13	...
55 1950...	153	3	7	5	29	54	26	19	10
56 Landlord-tenant operations containing multiple units:									
57 All subunits including home farm.....number 1954...	176	...	35	14	30	33	42	19	3
58 1950...	273	16	29	11	45	86	60	24	2
59 Land in all subunits including									
60 home farm.....acres 1954...	24,590	...	4,634	654	1,444	4,340	6,276	5,793	1,449
61 1950...	39,607	1,304	910	416	2,634	7,631	16,459	3,913	6,340
62 Owned by operator of multiple unit..acres 1954...	22,971	...	4,623	614	1,416	4,219	5,433	5,233	1,433
63 1950...	37,095	712	764	416	2,446	7,120	15,384	3,913	6,340
64 Rented by operator of multiple									
65 unit.....acres 1954...	1,619	...	11	40	28	121	843	560	16
66 1950...	2,512	592	146	...	188	511	1,075
67 Subunits not included in multiple									
68 units.....operators reporting 1954...	18	...	5	...	2	3	5	3	...
69 1950...	23	...	4	1	3	8	4	3	...
70 number 1954...	29	...	7	...	5	4	9	4	...
71 1950...	33	...	5	1	3	9	11	4	...
72 Share tenants.....number 1954...	13	...	2	...	1	2	5	3	...
73 1950...	9	1	3	3	2	...
74 Other tenants, not croppers									
75 nor share tenants.....number 1954...	16	...	5	...	4	2	4	1	...
76 1950...	24	...	5	1	2	6	8	2	...
77 Land in subunits not included									
78 in multiple units.....acres 1954...	996	...	155	...	246	64	356	175	...
79 1950...	2,718	...	120	4	71	436	1,643	444	...

Economic Area Table 4.—MULTIPLE-UNIT OPERATIONS, BY ACRES OF CROPLAND HARVESTED: CENSUSES OF 1954 AND 1950—Continued

Item (For definitions and explanations, see text)	Area 3								
	Total	Acres of cropland harvested							
		None	Under 20 acres	20 to 29 acres	30 to 49 acres	50 to 99 acres	100 to 199 acres	200 to 499 acres	500 acres and over
1 Multiple-unit operations.....number 1954...	551	...	50	34	65	141	155	84	22
2 1950...	680	13	54	33	114	191	174	84	17
3 Subunits in multiple-unit operations.....total number 1954...	1,252	...	102	70	132	296	352	224	76
4 1950...	1,544	26	109	73	248	423	400	216	49
5 Home farms.....number 1954...	519	...	47	31	60	132	151	77	21
6 1950...	662	13	53	32	113	185	168	81	17
7 Cropper farms.....number 1954...	733	...	55	39	72	164	201	147	55
8 1950...	882	13	56	41	135	238	232	135	32
9 Land in multiple-unit operations...total acres 1954...	301,013	...	7,016	4,879	17,765	48,640	75,293	70,591	76,829
10 1950...	313,637	9,934	10,814	5,265	27,076	50,718	81,775	82,137	45,918
11 Home farms.....acres 1954...	266,302	...	6,384	4,224	15,445	41,775	63,848	60,392	74,234
12 1950...	265,930	9,379	8,929	4,205	22,200	40,327	68,109	70,761	42,020
13 Cropper farms.....acres 1954...	34,711	...	632	655	2,320	6,865	11,445	10,199	2,595
14 1950...	47,707	555	1,885	1,060	4,876	10,391	13,666	11,376	3,898
15 Cropland harvested.....total acres 1954...	87,002	...	493	811	2,499	10,414	21,663	24,501	26,621
16 1949...	81,793	...	590	817	4,547	14,268	24,112	23,968	13,491
17 Corn harvested for grain.....multiple units reporting 1954...	480	...	29	30	55	126	145	74	21
18 1949...	593	...	33	27	102	175	163	78	15
19 subunits reporting 1954...	708	...	31	37	66	159	230	136	49
20 1949...	932	...	39	42	144	280	266	133	28
21 acres 1954...	24,566	...	210	408	1,165	3,565	7,784	6,998	4,436
22 1949...	26,117	...	291	381	2,094	6,123	8,560	6,378	2,290
23 bushels 1954...	382,256	...	2,888	5,990	14,062	49,715	123,232	115,049	71,320
24 1949...	289,400	...	3,180	4,394	23,311	72,449	78,096	76,210	31,760
25 Cotton harvested.....multiple units reporting 1954...	214	...	11	12	25	44	74	37	11
26 1949...	199	...	5	9	36	65	57	24	3
27 subunits reporting 1954...	318	...	14	13	29	55	114	61	32
28 1949...	291	...	5	9	43	94	89	47	4
29 acres 1954...	1,961	...	42	39	122	308	781	415	254
30 1949...	2,361	...	19	41	257	622	777	610	35
31 bales 1954...	1,350	...	29	24	90	224	545	265	173
32 1949...	1,019	...	8	17	107	268	344	267	8
33 Tobacco harvested.....multiple units reporting 1954...	396	...	36	19	36	114	107	70	14
34 1949...	368	...	24	18	48	101	114	55	8
35 subunits reporting 1954...	999	...	40	24	41	153	169	133	39
36 1949...	505	...	27	19	58	130	164	93	14
37 acres 1954...	3,229	...	112	70	138	609	1,107	1,007	186
38 1949...	2,184	...	66	56	176	468	669	630	119
39 pounds 1954...	3,925,689	...	119,856	81,630	168,361	774,187	1,259,410	1,297,059	225,186
40 1949...	2,396,601	...	61,348	57,428	179,366	534,147	732,620	709,634	122,058
41 Peanuts harvested for picking or threshing.....multiple units reporting 1954...	143	...	4	9	13	37	51	18	11
42 1949...	227	...	7	8	41	72	64	30	5
43 subunits reporting 1954...	213	...	4	9	14	49	83	29	25
44 1949...	352	...	8	8	53	104	117	55	7
45 acres 1954...	3,340	...	15	46	100	437	1,234	801	707
46 1949...	5,923	...	23	65	382	968	2,574	1,268	643
47 pounds 1954...	2,261,116	...	8,845	26,212	75,965	293,769	872,924	516,250	467,151
48 1949...	4,177,214	...	14,800	51,600	272,114	707,023	1,892,206	829,742	409,729
49 Horses and/or mules...multiple units reporting 1954...	393	...	33	21	38	95	114	74	18
50 1950...	567	6	35	22	97	166	150	75	16
51 number 1954...	852	...	45	26	63	155	236	225	102
52 1950...	1,611	14	59	43	205	392	405	338	155
53 Landlord-tenant operations containing multiple units:									
54 All subunits including home farm.....number 1954...	1,602	...	134	82	161	335	412	282	196
55 1950...	2,004	35	131	80	298	509	493	316	142
56 Land in all subunits including home farm.....acres 1954...	320,917	...	11,078	5,479	20,668	51,251	78,998	72,834	80,609
57 1950...	338,406	10,815	11,425	5,668	29,283	53,273	89,231	87,009	51,702
58 Owned by operator of multiple unit...acres 1954...	286,461	...	6,814	5,432	17,941	46,337	70,794	65,130	74,013
59 1950...	308,693	10,623	10,824	5,258	27,336	48,829	81,752	77,380	46,691
60 Rented by operator of multiple unit.....acres 1954...	34,456	...	4,264	47	2,727	4,914	8,204	7,704	6,596
61 1950...	29,713	192	601	410	1,947	4,444	7,479	9,629	5,011
62 Subunits not included in multiple units.....operators reporting 1954...	120	...	11	6	10	21	38	21	13
63 1950...	180	4	15	6	30	43	42	28	12
64 number 1954...	350	...	32	12	29	39	60	58	120
65 1950...	460	9	22	7	50	86	93	100	93
66 Share tenants.....number 1954...	87	...	9	3	9	12	28	14	12
67 1950...	110	1	6	2	14	19	30	27	11
68 Other tenants, not croppers nor share tenants.....number 1954...	263	...	23	9	20	27	32	44	108
69 1950...	350	8	16	5	36	67	63	73	82
70 Land in subunits not included in multiple units.....acres 1954...	19,904	...	4,062	600	2,903	2,611	3,705	2,243	3,780
1950...	24,769	881	611	403	2,207	2,555	7,456	4,872	5,784

MULTIPLE-UNIT OPERATIONS

Economic Area Table 5.—MULTIPLE-UNIT OPERATIONS, BY NUMBER OF SUBUNITS: CENSUSES OF 1954 AND 1950

Item (For definitions and explanations, see text)	Total, selected areas						
	Total	Number of subunits					
		2	3	4	5 to 9	10 to 19	20 and over
1 Multiple-unit operations.....number 1954...	621	519	74	12	16
2 1950...	793	659	99	19	15	1	...
3 Subunits in multiple-unit operations.....total number 1954...	1,399	1,038	222	48	91
4 1950...	1,784	1,318	297	76	79	14	...
5 Home farms.....number 1954...	587	492	70	10	15
6 1950...	773	644	99	17	13
7 Cropper farms.....number 1954...	812	546	152	38	76
8 1950...	1,011	674	198	59	66	14	...
9 Land in multiple-unit operations....total acres 1954...	324,607	215,140	54,455	30,240	24,772
10 1950...	350,526	254,085	67,099	16,907	12,344	91	...
11 Home farms.....acres 1954...	286,074	189,131	46,505	28,199	22,239
12 1950...	296,035	216,472	57,543	12,640	9,380
13 Cropper farms.....acres 1954...	38,533	26,009	7,950	2,041	2,533
14 1950...	54,491	37,613	9,556	4,267	2,964	91	...
15 Cropland harvested.....total acres 1954...	93,613	64,742	17,621	4,343	6,907
16 1949...	90,644	63,737	18,915	3,626	4,295	71	...
17 Corn harvested for grain.....multiple units reporting 1954...	542	447	68	11	16
18 1949...	689	563	91	19	15	1	...
19 subunits reporting 1954...	800	576	142	27	55
20 1949...	1,092	801	179	41	58	13	...
21 acres 1954...	26,946	17,929	5,141	2,022	1,854
22 1949...	29,457	21,763	5,128	1,074	1,434	58	...
23 bushels 1954...	431,072	275,228	92,954	31,960	30,930
24 1949...	340,223	248,667	60,525	14,051	16,420	560	...
25 Cotton harvested.....multiple units reporting 1954...	270	209	41	7	13
26 1949...	262	215	39	5	3
27 subunits reporting 1954...	389	261	72	16	40
28 1949...	385	285	76	11	13
29 acres 1954...	2,630	1,764	506	137	223
30 1949...	3,502	2,634	636	96	136
31 bales 1954...	1,943	1,347	373	83	140
32 1949...	1,517	1,086	313	47	71
33 Tobacco harvested.....multiple units reporting 1954...	396	321	52	9	14
34 1949...	368	300	49	10	9
35 subunits reporting 1954...	599	415	104	25	55
36 1949...	505	374	89	24	18
37 acres 1954...	3,229	2,172	619	114	324
38 1949...	2,184	1,510	413	103	158
39 pounds 1954...	3,925,689	2,580,347	808,046	131,510	405,786
40 1949...	2,396,601	1,683,003	452,529	103,098	157,971
41 Peanuts harvested for picking or threshing.....multiple units reporting 1954...	169	134	26	4	5
42 1949...	283	231	38	9	5
43 subunits reporting 1954...	247	172	46	9	20
44 1949...	437	321	77	25	14
45 acres 1954...	3,824	2,608	681	175	360
46 1949...	7,246	5,059	1,381	452	354
47 pounds 1954...	2,800,785	1,816,932	614,902	72,850	296,101
48 1949...	5,229,413	3,777,948	845,615	329,650	276,200
49 Horses and/or mules....multiple units reporting 1954...	422	336	61	9	16
50 1950...	639	521	87	18	12	1	...
51 number 1954...	908	616	157	36	99
52 1950...	1,764	1,307	305	87	64	1	...
53 Landlord-tenant operations containing multiple units: All subunits including home farm.....number 1954...	1,778	1,306	256	101	115
54 1950...	2,277	1,667	400	99	90	21	...
55 Land in all subunits including home farm.....acres 1954...	345,507	231,841	55,720	31,965	25,981
56 1950...	378,013	273,128	71,292	20,370	12,925	298	...
57 Owned by operator of multiple unit.....acres 1954...	309,432	205,312	49,801	31,735	22,584
58 1950...	345,788	252,541	61,444	19,940	11,565	298	...
59 Rented by operator of multiple unit.....acres 1954...	36,075	26,529	5,919	230	3,397
60 1950...	32,225	20,587	9,848	430	1,360
61 Subunits not included in multiple units.....operators reporting 1954...	138	105	19	4	10
62 1950...	203	155	33	7	7	1	...
63 number 1954...	379	268	34	53	24
64 1950...	493	349	103	23	11	7	...
65 Share tenants.....number 1954...	100	67	17	...	16
66 1950...	119	86	20	8	5
67 Other tenants, not croppers nor share tenants.....number 1954...	279	201	17	53	8
68 1950...	374	263	83	15	6	7	...
69 Land in subunits not included in multiple units.....acres 1954...	20,900	16,701	1,265	1,725	1,209
70 1950...	27,487	19,043	4,193	3,463	581	207	...

Economic Area Table 5.—MULTIPLE-UNIT OPERATIONS, BY NUMBER OF SUBUNITS: CENSUSES OF 1954 AND 1950—Continued

Item (For definitions and explanations, see text)	Area 1						
	Total	Number of subunits					
		2	3	4	5 to 9	10 to 19	20 and over
1 Multiple-unit operations.....number 1954...	70	63	7
2 1950...	113	104	6	1	2
3 Subunits in multiple-unit operations.....total number 1954...	147	126	21
4 1950...	240	208	18	4	10
5 Home farms.....number 1954...	68	61	7
6 1950...	111	102	6	1	2
7 Cropper farms.....number 1954...	79	65	14
8 1950...	129	106	12	3	8
9 Land in multiple-unit operations....total acres 1954...	23,594	17,961	5,633
10 1950...	36,889	32,569	1,672	1,660	988
11 Home farms.....acres 1954...	19,772	15,064	4,708
12 1950...	30,105	26,863	1,139	1,480	623
13 Cropper farms.....acres 1954...	3,822	2,897	925
14 1950...	6,784	5,706	533	180	365
15 Cropland harvested.....total acres 1954...	6,611	4,470	2,141
16 1949...	8,851	7,036	1,019	210	586
17 Corn harvested for grain.....multiple units reporting 1954...	62	56	6
18 1949...	96	87	6	1	2
19 subunits reporting 1954...	92	76	16
20 1949...	160	133	16	1	10
21 acres 1954...	2,380	1,854	526
22 1949...	3,340	2,705	368	3	264
23 bushels 1954...	48,816	35,721	13,095
24 1949...	50,823	41,578	6,670	50	2,525
25 Cotton harvested.....multiple units reporting 1954...	56	49	7
26 1949...	63	56	5	...	2
27 subunits reporting 1954...	71	59	12
28 1949...	94	74	11	...	9
29 acres 1954...	669	571	98
30 1949...	1,141	867	184	...	90
31 bales 1954...	593	506	87
32 1949...	498	350	106	...	42
33 Tobacco harvested.....multiple units reporting 1954...
34 1949...
35 subunits reporting 1954...
36 1949...
37 acres 1954...
38 1949...
39 pounds 1954...
40 1949...
41 Peanuts harvested for picking or threshing.....multiple units reporting 1954...	26	21	5
42 1949...	56	49	5	1	1
43 subunits reporting 1954...	34	25	9
44 1949...	85	64	13	3	5
45 acres 1954...	484	327	157
46 1949...	1,323	1,014	158	89	62
47 pounds 1954...	539,669	336,455	203,214
48 1949...	1,052,199	841,117	90,082	55,000	66,000
49 Horses and/or mules....multiple units reporting 1954...	29	26	3
50 1950...	72	65	4	1	2
51 number 1954...	56	44	12
52 1950...	153	129	10	4	10
53 Landlord-tenant operations containing multiple units: All subunits including home farm.....number 1954...	176	150	26
54 1950...	273	236	19	5	13
55 Land in all subunits including home farm.....acres 1954...	24,590	18,707	5,883
56 1950...	39,607	34,806	1,709	1,780	1,312
57 Owned by operator of multiple unit....acres 1954...	22,971	17,901	5,070
58 1950...	37,095	32,797	1,246	1,780	1,312
59 Rented by operator of multiple unit.....acres 1954...	1,619	806	813
60 1950...	2,512	2,049	463
61 Subunits not included in multiple units.....operators reporting 1954...	18	14	4
62 1950...	23	19	1	1	2
63 number 1954...	29	24	5
64 1950...	33	28	1	1	3
65 Share tenants.....number 1954...	13	9	4
66 1950...	9	7	...	1	1
67 Other tenants, not croppers nor share tenants.....number 1954...	16	15	1
68 1950...	24	21	1	...	2
69 Land in subunits not included in multiple units.....acres 1954...	996	746	250
70 1950...	2,718	2,237	37	120	324

MULTIPLE-UNIT OPERATIONS

Economic Area Table 5.—MULTIPLE-UNIT OPERATIONS, BY NUMBER OF SUBUNITS: CENSUSES OF 1954 AND 1950—Continued

Item (For definitions and explanations, see text)		Area 3						
		Total	Number of subunits					
			2	3	4	5 to 9	10 to 19	20 and over
1	Multiple-unit operations.....number 1954...	551	456	67	12	16
2	1950...	680	555	93	18	13	1	...
3	Subunits in multiple-unit operations.....total number 1954...	1,252	912	201	48	91
4	1950...	1,544	1,110	279	72	69	14	...
5	Home farms.....number 1954...	519	431	63	10	15
6	1950...	662	542	93	16	11
7	Cropper farms.....number 1954...	733	481	138	38	76
8	1950...	882	568	186	56	58	14	...
9	Land in multiple-unit operations....total acres 1954...	301,013	197,179	48,822	30,240	24,772
10	1950...	313,637	221,516	65,427	15,247	11,356	91	...
11	Home farms.....acres 1954...	266,302	174,067	41,797	28,199	22,239
12	1950...	265,930	189,609	56,404	11,160	8,757
13	Cropper farms.....acres 1954...	34,711	23,112	7,025	2,041	2,533
14	1950...	47,707	31,907	9,023	4,087	2,599	91	...
15	Cropland harvested.....total acres 1954...	87,002	60,272	15,480	4,343	6,907
16	1949...	81,793	56,701	17,896	3,416	3,709	71	...
17	Corn harvested for grain.....multiple units reporting 1954...	480	391	62	11	16
18	1949...	593	476	85	18	13	1	...
19	subunits reporting 1954...	708	500	126	27	55
20	1949...	932	668	163	40	48	13	...
21	acres 1954...	24,566	16,075	4,615	2,022	1,854
22	1949...	26,117	19,058	4,760	1,071	1,170	58	...
23	bushels 1954...	382,256	239,507	79,859	31,960	30,930
24	1949...	289,400	207,089	53,855	14,001	13,895	560	...
25	Cotton harvested.....multiple units reporting 1954...	214	160	34	7	13
26	1949...	199	159	34	5	1
27	subunits reporting 1954...	318	202	60	16	40
28	1949...	291	211	65	11	4
29	acres 1954...	1,961	1,193	408	137	223
30	1949...	2,361	1,767	452	96	46
31	bales 1954...	1,350	841	286	83	140
32	1949...	1,019	736	207	47	29
33	Tobacco harvested.....multiple units reporting 1954...	396	321	52	9	14
34	1949...	368	300	49	10	9
35	subunits reporting 1954...	599	415	104	25	55
36	1949...	505	374	89	24	18
37	acres 1954...	3,229	2,172	619	114	324
38	1949...	2,184	1,510	413	103	158
39	pounds 1954...	3,925,689	2,580,347	808,046	131,510	405,786
40	1949...	2,396,601	1,683,003	452,529	103,098	157,971
41	Peanuts harvested for picking or threshing.....multiple units reporting 1954...	143	113	21	4	5
42	1949...	227	182	33	8	4
43	subunits reporting 1954...	213	147	37	9	20
44	1949...	352	257	64	22	9
45	acres 1954...	3,340	2,281	524	175	360
46	1949...	5,923	4,045	1,223	363	292
47	pounds 1954...	2,261,116	1,480,477	411,688	72,850	296,101
48	1949...	4,177,214	2,936,831	755,533	274,650	210,200
49	Horses and/or mules....multiple units reporting 1954...	393	310	58	9	16
50	1950...	567	456	83	17	10	1	...
51	number 1954...	852	572	145	36	99
52	1950...	1,611	1,178	295	83	54	1	...
53	Landlord-tenant operations containing multiple units: All subunits including home farm.....number 1954...	1,602	1,156	230	101	115
54	1950...	2,004	1,431	381	94	77	21	...
55	Land in all subunits including home farm.....acres 1954...	320,917	213,134	49,837	31,965	25,981
56	1950...	338,406	238,322	69,583	18,590	11,613	298	...
57	Owned by operator of multiple unit.....acres 1954...	286,461	187,411	44,731	31,735	22,584
58	1950...	308,693	219,784	60,198	18,160	10,253	298	...
59	Rented by operator of multiple unit.....acres 1954...	34,456	25,723	5,106	230	3,397
60	1950...	29,713	18,538	9,385	430	1,360
61	Subunits not included in multiple units.....operators reporting 1954...	120	91	15	4	10
62	1950...	180	136	32	6	5	1	...
63	number 1954...	350	244	29	53	24
64	1950...	460	321	102	22	8	7	...
65	Share tenants.....number 1954...	87	58	13	...	16
66	1950...	110	79	20	7	4
67	Other tenants, not croppers nor share tenants.....number 1954...	263	186	16	53	8
68	1950...	350	242	82	15	4	7	...
69	Land in subunits not included in multiple units.....acres 1954...	19,904	15,955	1,015	1,725	1,209
70	1950...	24,769	16,806	4,156	3,343	257	207	...

Economic Area Table 6.—MULTIPLE-UNIT OPERATIONS, BY KIND OF TENANT IN LANDLORD-TENANT OPERATION: CENSUSES OF 1954 AND 1950

Item (For definitions and explanations, see text)	Total, selected areas				Area 1			
	Total	Kind of tenant in landlord-tenant operation			Total	Kind of tenant in landlord-tenant operation		
		Croppers only	Croppers, share, and/or other tenants only	Croppers and tenants other than share tenants only		Croppers only	Croppers, share, and/or other tenants only	Croppers and tenants other than share tenants only
1 Multiple-unit operations.....number 1954...	621	483	71	67	70	52	9	9
2 1950...	793	590	85	118	113	90	9	14
3 Subunits in multiple-unit operations.....total number 1954...	1,399	1,059	181	159	147	107	21	19
4 1950...	1,784	1,297	209	278	240	185	23	32
5 Home farms.....number 1954...	587	460	68	59	68	50	9	9
6 1950...	773	579	80	114	111	89	8	14
7 Cropper farms.....number 1954...	812	599	113	100	79	57	12	10
8 1950...	1,011	718	129	164	129	96	15	18
9 Land in multiple-unit operations....total acres 1954...	324,607	189,574	57,052	77,981	23,594	13,060	8,150	2,384
10 1950...	350,526	209,189	70,418	70,919	36,889	27,605	5,018	4,266
11 Home farms.....acres 1954...	286,074	160,550	51,129	74,395	19,772	10,008	7,575	2,189
12 1950...	296,035	172,156	61,296	62,583	30,105	22,296	4,263	3,546
13 Cropper farms.....acres 1954...	38,533	29,024	5,923	3,586	3,052	3,052	575	195
14 1950...	54,491	37,033	9,122	8,336	6,784	5,309	755	720
15 Cropland harvested.....total acres 1954...	93,613	57,085	12,954	23,574	6,611	4,500	1,118	993
16 1949...	90,644	60,468	14,268	15,908	8,851	6,874	1,013	964
17 Corn harvested for grain.....multiple units reporting 1954...	542	422	62	58	62	46	8	8
18 1949...	689	518	74	97	96	76	8	12
19 subunits reporting 1954...	800	597	112	91	92	65	16	11
20 1949...	1,092	810	128	154	160	120	18	22
21 acres 1954...	26,946	18,048	4,631	4,267	2,380	1,588	497	295
22 1949...	29,457	21,404	3,977	4,076	3,340	2,570	396	374
23 bushels 1954...	431,072	291,134	64,749	75,189	48,816	30,611	9,899	8,306
24 1949...	340,223	253,123	44,126	42,974	50,823	40,308	3,935	6,580
25 Cotton harvested.....multiple units reporting 1954...	270	197	41	32	56	41	8	7
26 1949...	262	181	38	43	63	50	5	8
27 subunits reporting 1954...	389	277	67	45	71	52	11	8
28 1949...	385	266	57	62	94	71	10	13
29 acres 1954...	2,630	1,803	511	316	669	473	133	63
30 1949...	3,502	2,415	531	556	1,141	858	141	142
31 bales 1954...	1,943	1,318	381	244	593	415	119	59
32 1949...	1,517	1,045	255	217	498	386	62	50
33 Tobacco harvested.....multiple units reporting 1954...	396	333	31	32
34 1949...	368	297	26	45
35 subunits reporting 1954...	599	480	61	58
36 1949...	505	407	37	61
37 acres 1954...	3,229	2,496	422	311
38 1949...	2,184	1,669	254	261
39 pounds 1954...	3,925,689	2,991,821	431,028	502,840
40 1949...	2,396,601	1,841,665	276,880	278,056
41 Peanuts harvested for picking or threshing.....multiple units reporting 1954...	169	120	32	17	26	17	5	4
42 1949...	283	194	44	45	56	43	5	8
43 subunits reporting 1954...	247	162	61	24	34	20	9	5
44 1949...	437	293	76	68	85	62	9	14
45 acres 1954...	3,824	2,416	1,054	354	484	277	154	53
46 1949...	7,246	4,219	1,609	1,418	1,323	972	228	123
47 pounds 1954...	2,800,785	1,677,776	877,034	245,975	539,669	289,755	195,014	54,900
48 1949...	5,229,413	3,266,567	1,183,330	779,516	1,052,199	793,774	165,800	92,625
49 Horses and/or mules...multiple units reporting 1954...	422	321	55	46	29	18	6	5
50 1950...	639	477	74	88	72	55	7	10
51 number 1954...	908	591	185	132	56	27	21	8
52 1950...	1,764	1,240	307	217	153	115	16	22
53 Landlord-tenant operations containing multiple units: All subunits including home farm.....number 1954...	1,778	1,059	374	345	176	107	37	32
54 1950...	2,277	1,297	456	524	273	185	34	54
55 Land in all subunits including home farm.....acres 1954...	345,507	189,574	68,813	87,120	24,590	13,060	8,958	2,572
56 1950...	378,013	209,189	85,756	83,068	39,607	27,605	5,818	6,184
57 Owned by operator of multiple unit..acres 1954...	309,432	171,794	58,834	78,804	22,971	12,359	8,434	2,178
58 1950...	345,788	186,852	81,788	77,148	37,095	25,327	5,733	6,035
59 Rented by operator of multiple unit.....acres 1954...	36,075	17,780	9,979	8,316	1,619	701	524	394
60 1950...	32,225	22,337	3,968	5,920	2,512	2,278	85	149
61 Subunits not included in multiple units.....operators reporting 1954...	138	...	71	67	18	...	9	9
62 1950...	203	...	85	118	23	...	9	14
63 number 1954...	379	...	193	186	29	...	16	13
64 1950...	493	...	247	246	33	...	11	22
65 Share tenants.....number 1954...	100	...	100	...	13	...	13	...
66 1950...	119	...	119	...	9	...	9	...
67 Other tenants, not croppers nor share tenants.....number 1954...	279	...	93	186	16	...	3	13
68 1950...	374	...	128	246	24	...	2	22
69 Land in subunits not included in multiple units.....acres 1954...	20,900	...	11,761	9,139	996	...	808	188
70 1950...	27,487	...	15,338	12,149	2,718	...	800	1,918

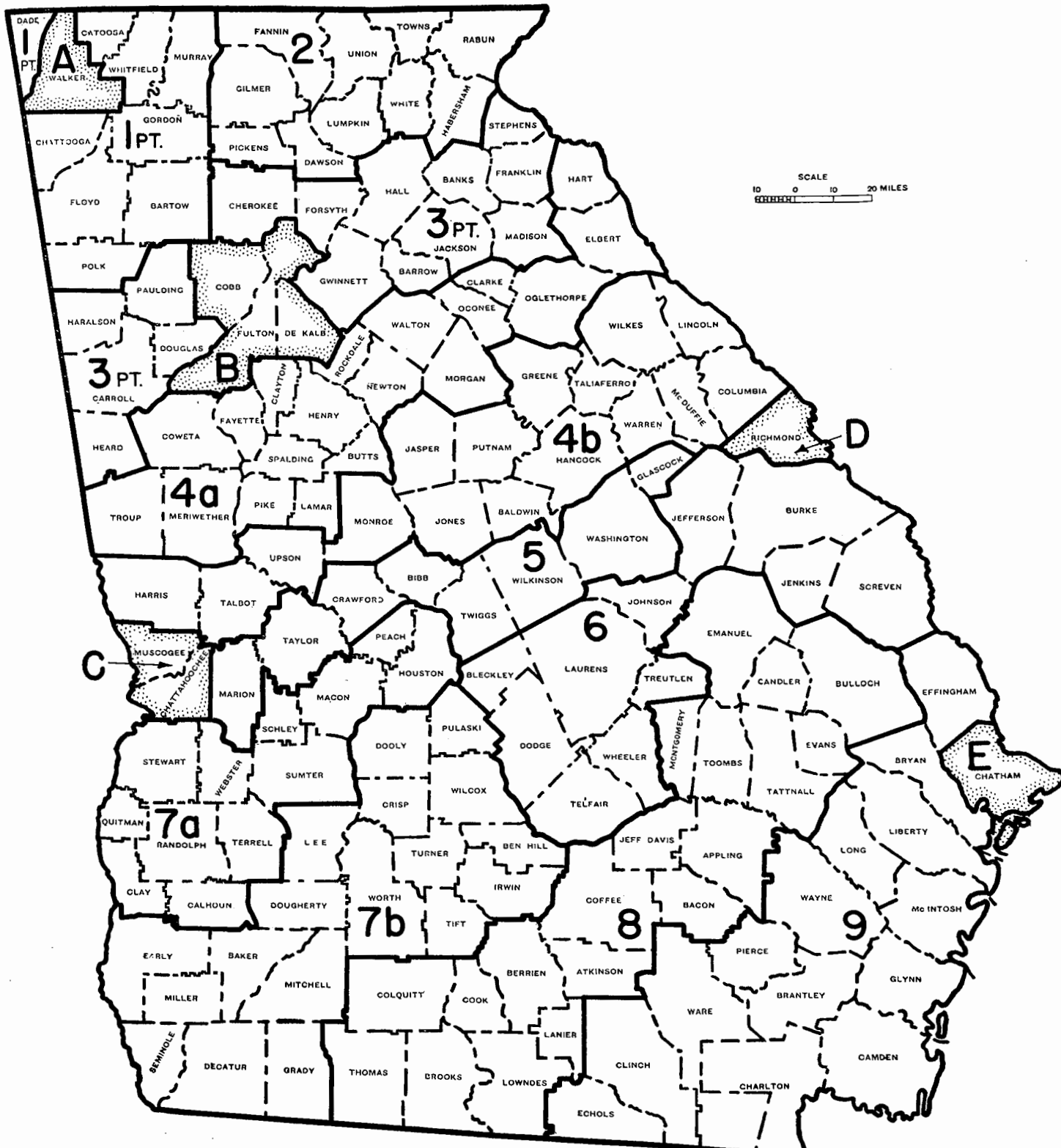
MULTIPLE-UNIT OPERATIONS

Economic Area Table 6.—MULTIPLE-UNIT OPERATIONS, BY KIND OF TENANT IN LANDLORD-TENANT OPERATION:
CENSUSES OF 1954 AND 1950—Continued

Item (For definitions and explanations, see text)		Area 3			
		Total	Kind of tenant in landlord-tenant operation		
			Croppers only	Croppers, share, and/or other tenants only	Croppers and tenants other than share tenants only
1	Multiple-unit operations.....number 1954...	551	431	62	58
2	1950...	680	500	76	104
3	Subunits in multiple-unit operations.....total number 1954...	1,252	952	160	140
4	1950...	1,544	1,112	186	246
5	Home farms.....number 1954...	519	410	59	50
6	1950...	662	490	72	100
7	Cropper farms.....number 1954...	733	542	101	90
8	1950...	882	622	114	146
9	Land in multiple-unit operations....total acres 1954...	301,013	176,514	48,902	75,597
10	1950...	313,637	181,584	65,400	66,653
11	Home farms.....acres 1954...	266,302	190,542	43,554	72,206
12	1950...	265,930	149,860	57,033	59,037
13	Cropper farms.....acres 1954...	34,711	25,972	5,348	3,391
14	1950...	47,707	31,724	8,367	7,616
15	Cropland harvested.....total acres 1954...	87,002	52,585	11,836	22,581
16	1949...	81,793	53,594	13,255	14,944
17	Corn harvested for grain.....multiple units reporting 1954...	480	376	54	50
18	1949...	593	442	66	85
19	subunits reporting 1954...	708	532	96	80
20	1949...	932	690	110	132
21	acres 1954...	24,566	16,460	4,134	3,972
22	1949...	26,117	18,834	3,581	3,702
23	bushels 1954...	382,256	260,523	54,850	66,883
24	1949...	289,400	212,815	40,191	36,394
25	Cotton harvested.....multiple units reporting 1954...	214	156	33	25
26	1949...	199	131	33	35
27	subunits reporting 1954...	318	225	56	37
28	1949...	291	195	47	49
29	acres 1954...	1,961	1,330	378	253
30	1949...	2,361	1,557	390	414
31	bales 1954...	1,350	903	262	185
32	1949...	1,019	659	193	167
33	Tobacco harvested.....multiple units reporting 1954...	396	333	31	32
34	1949...	368	297	26	45
35	subunits reporting 1954...	599	480	61	58
36	1949...	505	407	37	61
37	acres 1954...	3,229	2,496	422	311
38	1949...	2,184	1,669	254	261
39	pounds 1954...	3,925,689	2,991,821	431,028	502,840
40	1949...	2,396,601	1,841,665	276,880	278,056
41	Peanuts harvested for picking or threshing.....multiple units reporting 1954...	143	103	27	13
42	1949...	227	151	39	37
43	subunits reporting 1954...	213	142	52	19
44	1949...	352	231	67	54
45	acres 1954...	3,340	2,139	900	301
46	1949...	5,923	3,247	1,381	1,295
47	pounds 1954...	2,261,116	1,388,021	682,020	191,075
48	1949...	4,177,214	2,472,793	1,017,530	686,891
49	Horses and/or mules....multiple units reporting 1954...	393	303	49	41
50	1950...	567	422	67	78
51	number 1954...	852	564	164	124
52	1950...	1,611	1,125	291	195
53	Landlord-tenant operations containing multiple units: All subunits including home farm.....number 1954...	1,602	952	337	313
54	1950...	2,004	1,112	422	470
55	Land in all subunits including home farm.....acres 1954...	320,917	176,514	59,855	84,548
56	1950...	338,406	181,584	79,938	76,884
57	Owned by operator of multiple unit..acres 1954...	286,461	159,435	50,400	76,626
58	1950...	308,693	161,525	76,055	71,113
59	Rented by operator of multiple unit.....acres 1954...	34,456	17,079	9,455	7,922
60	1950...	29,713	20,059	3,883	5,771
61	Subunits not included in multiple units.....operators reporting 1954...	120	...	62	58
62	1950...	180	...	76	104
63	number 1954...	350	...	177	173
64	1950...	460	...	236	224
65	Share tenants.....number 1954...	87	...	87	...
66	1950...	110	...	110	...
67	Other tenants, not croppers nor share tenants.....number 1954...	263	...	90	173
68	1950...	350	...	126	224
69	Land in subunits not included in multiple units.....acres 1954...	19,904	...	10,953	8,951
70	1950...	24,769	...	14,538	10,231

GEORGIA

State Economic Areas



LEGEND

- METROPOLITAN STATE ECONOMIC AREA
- NONMETROPOLITAN STATE ECONOMIC AREA

MULTIPLE-UNIT OPERATIONS

County Table 1.—MULTIPLE-UNIT OPERATIONS.

Item (For definitions and explanations, see text)		Carroll	Catoosa	Charlton	Chatham	Chatta- hoochee	Chattooga	Cherokee	Clarke	Clay
1	All farms.....number 1954...	3,155	833	192	496	52	1,098	1,646	495	567
2	1950....	3,856	940	268	443	77	1,289	2,047	651	721
3	Land in farms.....acres 1954...	229,340	64,247	43,397	92,406	18,914	131,503	126,374	54,892	118,152
4	1950....	268,541	78,710	71,451	69,097	27,190	141,890	170,299	59,005	115,696
5	Cropland harvested.....acres 1954...	56,528	13,883	2,765	5,907	1,506	25,701	13,339	12,551	32,409
6	1949....	83,771	18,621	3,571	5,835	2,503	36,426	24,758	15,717	34,958
7	Corn harvested for grain.....farms reporting 1954...	2,294	435	98	89	41	756	956	203	472
8	1949....	3,141	585	159	131	60	1,003	1,521	370	618
9	acres 1954...	28,716	4,095	1,165	965	849	11,235	8,427	1,695	11,418
10	1949....	38,537	5,058	1,778	1,074	1,024	12,421	12,786	3,309	12,071
11	bushels 1954...	331,628	85,581	15,556	14,451	7,072	124,473	117,254	29,047	119,577
12	1949....	659,093	119,878	18,505	20,396	8,000	219,700	285,728	50,771	157,845
13	Cotton harvested.....farms reporting 1954...	1,437	204	3	5	25	507	145	192	343
14	1949....	2,519	395	1	8	27	954	813	337	338
15	acres 1954...	12,464	1,265	9	57	109	5,503	883	1,836	4,046
16	1949....	26,336	3,302	7	44	151	13,690	5,274	3,972	3,309
17	bales 1954...	6,419	936	4	44	40	3,467	588	1,280	2,417
18	1949....	8,326	2,410	6	17	18	4,467	1,173	1,756	1,353
19	Tobacco harvested.....farms reporting 1954...	...	5	75	1
20	1949....	1	8	87	1	2
21	acres 1954...	...	6	213	5
22	1949....	(2)	8	225	5	...	(2)
23	pounds 1954...	...	6,000	220,344	2,800
24	1949....	100	7,627	239,015	4,500	...	420
25	Peanuts harvested for picking or threshing.....farms reporting 1954...	43	13	2	1	33	23	16	6	424
26	1949....	114	4	...	5	48	31	18	4	626
27	acres 1954...	26	6	...	1	263	26	18	3	10,917
28	1949....	92	3	...	2	468	24	18	3	16,455
29	pounds 1954...	7,673	1,808	1,400	50	226,507	6,509	8,851	1,136	3,990,978
30	1949....	64,102	1,176	...	945	192,177	13,091	8,172	950	15,937,181
31	Horses and/or mules.....farms reporting 1954...	1,698	363	97	129	41	471	719	251	296
32	1950....	2,644	576	171	186	56	821	1,313	369	448
33	number 1954...	2,874	642	133	207	60	991	943	400	694
34	1950....	4,894	1,100	239	335	95	1,836	1,881	684	1,189
35	Multiple-unit operations.....number 1954...	315	40	...	3	1	108	45	26	65
36	1950....	458	46	8	...	2	130	58	52	119
37	Subunits in multiple-unit operations....number 1954...	733	87	...	6	2	253	97	62	281
38	1950....	1,057	98	16	...	5	333	136	64	467
39	Home farms.....number 1954...	304	40	...	3	1	105	45	25	64
40	1950....	436	42	8	...	2	126	53	50	109
41	Cropper farms.....number 1954...	429	47	...	3	1	148	52	37	217
42	1950....	621	56	8	...	3	207	83	86	338
43	Land owned by landlord.....acres 1954...	43,736	6,882	...	1,275	1,650	28,107	6,346	11,815	36,713
44	1950....	72,209	9,919	4,923	...	2,741	40,050	14,651	13,026	49,954
45	Land rented from others by landlord.....acres 1954...	4,782	241	3,234	46	725	17,343
46	1950....	8,368	1,459	2,000	4,401	588	1,649	24,145
47	Land in multiple-unit operations.....acres 1954...	47,128	6,879	...	1,275	1,400	30,840	5,922	10,555	51,937
48	1950....	73,652	11,074	4,732	...	2,576	41,159	14,044	13,242	65,708
49	Home farms.....acres 1954...	34,066	5,606	...	1,146	1,385	41,999	8,918	41,467	43,188
50	1950....	49,649	8,618	4,098	...	2,366	26,988	9,968	9,968	47,084
51	Cropper farms.....acres 1954...	13,062	1,273	...	129	...	34,472	9,968	1,637	10,470
52	1950....	24,003	2,456	634	...	210	6,687	4,076	3,274	18,624
53	Cropland harvested.....acres 1954...	17,190	1,798	...	75	...	7,699	11,257	1,801	17,354
54	1949....	27,169	2,455	328	...	357	11,070	2,284	3,993	29,741
55	Corn harvested for grain.....multiple units reporting 1954...	309	35	...	1	1	107	42	18	63
56	1949....	454	39	6	...	2	120	58	47	117
57	subunits reporting 1954...	599	57	...	1	1	199	70	24	243
58	1949....	888	73	7	...	4	248	108	89	384
59	acres 1954...	8,140	543	...	25	8	3,073	732	232	6,057
60	1949....	11,706	657	197	...	223	3,443	1,083	988	8,169
61	bushels 1954...	101,902	13,034	...	200	65	41,993	11,462	4,635	69,084
62	1949....	195,463	17,017	2,725	...	1,950	58,185	24,507	16,270	119,653
63	Cotton harvested.....multiple units reporting 1954...	289	31	98	15	22	57
64	1949....	425	37	126	43	49	74
65	subunits reporting 1954...	493	42	168	25	37	176
66	1949....	765	58	264	69	97	213
67	acres 1954...	4,961	374	2,044	149	343	2,344
68	1949....	9,442	583	4,312	612	1,285	2,328
69	bales 1954...	2,675	324	1,387	95	224	1,514
70	1949....	3,187	489	1,529	143	591	979
71	Tobacco harvested.....multiple units reporting 1954...	1
72	1949....	7
73	subunits reporting 1954...	1
74	1949....	9
75	acres 1954...	5
76	1949....	30
77	pounds 1954...	30,846	...	2,800
78	1949....
79	Peanuts harvested for picking or threshing.....multiple units reporting 1954...	1	1	2	1	...	62
80	1949....	5	2	2	116
81	subunits reporting 1954...	1	1	3	1	...	225
82	1949....	7	4	2	386
83	acres 1954...	1	3	1	5,992
84	1949....	5	78	11	11,010
85	pounds 1954...	100	850	1,050	2,000	...	2,115,604
86	1949....	1,253	49,075	4,020	10,469,968
87	Horses and/or mules....multiple units reporting 1954...	283	30	...	1	1	78	31	19	59
88	1950....	440	44	6	...	2	114	55	49	111
89	number 1954...	822	72	...	2	1	267	47	49	397
90	1950....	1,398	113	25	...	8	472	142	151	645
91	Farms not in multiple units.....number 1954...	2,422	746	192	490	50	845	1,549	433	286
92	1950....	2,799	842	252	443	72	956	1,911	515	274
93	Land in farms not in multiple units.....acres 1954...	182,212	57,368	43,397	91,131	17,514	100,663	120,452	44,337	66,215
94	1950....	194,889	67,636	66,719	69,097	24,614	100,731	156,255	45,763	49,988

Z Reported in small fractions.

MULTIPLE-UNIT OPERATIONS

County Table 1.—MULTIPLE-UNIT OPERATIONS:

Item (For definitions and explanations, see text)	Habersham		Hall		Hancock		Haralson		Harris		Hart		Heard		Henry		Houston	
	1954... 1950... 1949...	1954... 1950... 1949...	1954... 1950... 1949...	1954... 1950... 1949...	1954... 1950... 1949...	1954... 1950... 1949...	1954... 1950... 1949...	1954... 1950... 1949...	1954... 1950... 1949...	1954... 1950... 1949...	1954... 1950... 1949...	1954... 1950... 1949...	1954... 1950... 1949...	1954... 1950... 1949...	1954... 1950... 1949...	1954... 1950... 1949...	1954... 1950... 1949...	1954... 1950... 1949...
1 All farms.....number	1954...	1,207	2,277	1,130	1,129	837	1,857	911	1,507	625								
2 1950...	1,413	2,522	1,317	1,530	1,036	2,206	1,053	1,769	905									
3 1949...	95,691	174,058	197,729	106,506	143,717	137,376	114,544	157,828	169,452									
4 Land in farms.....acres	1954...	99,709	200,407	210,159	134,003	179,126	147,540	128,302	181,222	185,428								
5 1950...	10,605	21,046	32,373	17,606	14,599	56,032	18,699	47,478	68,528									
6 1949...	15,826	32,104	46,826	29,841	21,141	65,751	26,266	62,521	79,332									
7 Corn harvested for grain.....farms reporting	1954...	747	1,299	851	797	506	1,196	702	806	454								
8 1949...	1,035	1,759	1,085	1,256	671	1,673	912	1,397	739									
9 acres	1954...	5,411	10,564	14,150	8,761	4,928	8,445	9,027	16,939									
10 1949...	8,182	15,593	19,169	13,133	8,278	12,260	13,582	18,250	23,738									
11 bushels	1954...	76,287	135,177	83,003	124,291	46,748	85,212	108,692	68,257	150,700								
12 1949...	130,847	221,927	164,931	201,963	108,733	230,849	205,490	268,584	436,090									
13 Cotton harvested.....farms reporting	1954...	105	384	826	473	252	1,325	429	930	332								
14 1949...	254	953	1,111	1,053	347	1,776	676	1,278	499									
15 acres	1954...	459	2,732	9,770	3,113	1,819	13,625	3,341	13,011	5,563								
16 1949...	1,433	7,232	15,999	9,587	3,619	23,427	7,106	21,237	10,126									
17 bales	1954...	269	1,637	4,639	1,775	916	7,788	1,773	6,354	2,910								
18 1949...	432	1,719	7,080	4,069	1,232	10,740	1,970	8,660	5,219									
19 Tobacco harvested.....farms reporting	1954...	2								
20 1949...	10	3								
21 acres	1954...	(2)								
22 1949...	3	(2)								
23 pounds	1954...	35								
24 1949...	990	65								
25 Peanuts harvested for picking or	1954...	1	9	50	15	52	...	41	17	305								
26 threshing.....farms reporting	1949...	6	39	97	67	57	3	67	30	555								
27 acres	1954...	(2)								
28 1949...	5	5	58	6	37	33	24	5,050								
29 pounds	1954...	22	2,018	7,948	2,647	6,405	...	9,391	4,559	2,453,178								
30 1949...	933	8,068	21,526	9,667	30,596	1,200	19,333	8,414	6,422,878									
31 Horses and/or mules.....farms reporting	1954...	558	1,033	754	653	473	955	522	796	293								
32 1950...	819	1,536	976	1,094	660	1,436	761	1,121	543									
33 1954...	682	1,466	1,271	989	729	1,595	877	1,613	713									
34 1950...	1,121	2,459	1,783	2,022	1,117	2,689	1,395	2,492	1,467									
35 Multiple-unit operations.....number	1954...	19	90	90	68	21	203	93	213	19								
36 1950...	52	109	123	109	28	259	78	229	128									
37 Subunits in multiple-unit operations.....number	1954...	44	213	242	157	61	533	213	657	58								
38 1950...	119	259	341	264	80	709	201	730	351									
39 Home farms.....number	1954...	19	87	83	68	21	196	93	206	19								
40 1950...	52	105	115	105	28	243	72	210	125									
41 Cropper farms.....number	1954...	25	126	159	89	40	337	120	451	39								
42 1950...	67	154	226	159	52	466	129	520	226									
43 Land owned by landlord.....acres	1954...	3,028	24,824	53,185	19,050	10,623	35,553	22,772	59,760	8,624								
44 1950...	10,717	22,059	80,381	22,881	16,071	47,065	27,243	63,389	51,770									
45 Land rented from others by landlord.....acres	1954...	198	940	8,205	365	743	8,658	3,486	17,215	7,909								
46 1950...	993	1,924	10,611	1,199	1,729	9,671	2,494	13,890	14,996									
47 Land in multiple-unit operations.....acres	1954...	3,194	24,165	57,471	17,895	10,133	40,696	25,862	75,458	16,362								
48 1950...	10,576	22,109	79,156	22,321	16,496	49,962	25,467	71,816	61,339									
49 Home farms.....acres	1954...	2,585	19,582	50,740	15,563	8,244	29,183	22,331	57,718	15,048								
50 1950...	9,127	18,112	66,224	15,832	13,503	35,526	18,115	50,076	51,668									
51 Cropper farms.....acres	1954...	609	4,583	6,731	2,332	1,889	11,513	3,551	17,740	1,314								
52 1950...	1,449	3,997	12,392	6,489	2,993	14,436	7,352	21,740	9,671									
53 Cropland harvested.....acres	1954...	788	3,660	8,597	3,503	2,358	18,444	5,205	27,138	7,061								
54 1949...	1,924	4,890	13,982	6,647	3,706	23,851	5,588	29,774	28,221									
55 Corn harvested for	1954...	19	89	87	66	21	181	90	165	18								
56 grain.....multiple units reporting	1949...	50	101	117	108	26	243	78	217	125								
57 subunits reporting	1954...	35	167	168	126	53	339	172	373	47								
58 1949...	93	194	262	230	62	514	179	572	299									
59 acres	1954...	419	1,631	3,847	1,522	878	2,497	2,541	4,782	1,348								
60 1949...	842	1,873	5,274	2,647	1,209	3,928	2,815	7,483	9,389									
61 bushels	1954...	4,520	18,944	23,180	22,310	7,957	22,197	32,771	35,284	10,020								
62 1949...	12,924	28,983	47,772	41,831	14,710	70,597	45,609	117,885	173,722									
63 Cotton harvested.....multiple units reporting	1954...	7	52	86	57	16	200	75	208	17								
64 1949...	29	74	121	104	22	250	69	221	102									
65 subunits reporting	1954...	13	100	184	94	36	420	135	519	42								
66 1949...	38	140	267	210	50	589	145	586	207									
67 acres	1954...	111	890	2,822	740	490	5,011	1,119	8,349	743								
68 1949...	285	1,296	4,620	2,370	904	8,646	1,689	10,696	3,699									
69 bales	1954...	73	516	1,550	408	245	2,741	621	4,226	391								
70 1949...	95	375	2,188	1,135	390	4,160	474	4,673	1,925									
71 Tobacco harvested.....multiple units reporting	1954...								
72 1949...								
73 subunits reporting	1954...								
74 1949...								
75 acres	1954...								
76 1949...								
77 pounds	1954...								
78 1949...								
79 Peanuts harvested for picking	1954...	...	1	2	...	2	2	16								
80 or threshing.....multiple units reporting	1949...	...	6	1	114								
81 subunits reporting	1954...	...	1	2	2	32								
82 1949...	6	1	229								
83 acres	1954...	...	1	2	...	3	421								
84 1949...	2	8	2	4,310								
85 pounds	1954...	...	154	350	...	300	270	448,800								
86 1949...	640	2,410	500	2,544,641								
87 Horses and/or mules.....multiple units reporting	1954...	16	77	79	64	20	159	77	194	17								
88 1950...	50	104	104	104	26	240	78	222	122									
89 1954...	34	184	205	164	77	432	209	799	81									
90 1950...	107	313	366	333	160	767	266	956	532									
91 Farms not in multiple units.....number	1954...	1,163	2,064	888	972	776	1,324	698	850	567								
92 1950...	1,294	2,263	976	1,266	956	1,497	852	1,039	554									
93 Land in farms not in multiple units.....acres	1954...	92,497	149,893	140,258	88,611	133,584	96,680	88,662	82,370	153,090								
94 1950...	89,133	178,298	131,003	111,682	162,630	97,578	102,835	109,406	124,089									

Z Reported in small fractions.

CENSUSES OF 1954 AND 1950-Continued

Table with 14 columns representing counties: Irwin, Jackson, Jasper, Jeff Davis, Jefferson, Jenkins, Johnson, Jones, Lamar, Lanier, Laurens, Lee, Liberty, Lincoln. Each row contains population data for these counties, with a final column for a numerical index (1-94).

MULTIPLE-UNIT OPERATIONS

County Table 1.—MULTIPLE-UNIT OPERATIONS.

Item (For definitions and explanations, see text)	Long	Lowndes	Lumpkin	McDuffie	McIntosh	Macon	Madison	Marion	Meriwether
All farms.....number 1954...	331	1,521	893	826	186	991	1,545	650	1,573
1950.....	244	1,636	789	905	237	1,186	1,893	785	1,820
Land in farms.....acres 1954...	47,221	249,977	72,661	145,572	37,193	216,033	152,833	169,568	225,332
1950.....	51,501	234,108	65,830	129,018	39,806	230,088	157,947	171,718	252,300
Cropland harvested.....acres 1954...	6,472	55,751	6,406	26,269	490	80,365	45,327	29,759	51,512
1949.....	4,783	60,882	6,893	34,986	917	92,935	57,724	29,999	67,043
Corn harvested for grain.....farms reporting 1954...	232	1,132	646	496	27	798	1,038	495	1,231
1949.....	183	1,348	563	575	114	1,003	1,495	647	1,456
acres 1954...	2,774	22,912	4,040	8,758	144	26,473	8,477	13,110	16,206
1949.....	2,246	27,295	4,475	10,228	521	28,261	13,201	13,052	23,640
bushels 1954...	40,346	415,438	106,646	55,025	1,535	249,526	83,850	92,495	205,164
1949.....	29,146	417,221	83,476	101,609	7,260	409,375	197,761	137,361	346,069
Cotton harvested.....farms reporting 1954...	93	665	20	486	2	657	1,071	327	1,013
1949.....	79	609	64	687	1	862	1,488	464	1,265
acres 1954...	476	3,377	95	7,799	4	14,476	11,453	4,601	13,631
1949.....	537	3,832	293	12,749	1	19,907	20,401	5,537	21,754
bales 1954...	308	2,523	69	3,473	3	9,837	6,253	2,324	8,608
1949.....	206	1,592	92	4,618	1	7,332	10,509	1,618	9,046
Tobacco harvested.....farms reporting 1954...	155	1,216	2	...	1
1949.....	111	1,337	1
acres 1954...	422	5,382	(2)	...	4
1949.....	284	5,136	1
pounds 1954...	426,805	6,352,033	150	...	4,446
1949.....	282,863	5,355,110	200
Peanuts harvested for picking or threshing.....farms reporting 1954...	15	110	17	10	1	442	...	386	35
1949.....	...	118	6	14	...	768	40	545	117
acres 1954...	47	676	23	25	10	4,702	...	3,912	27
1949.....	...	941	3	43	...	9,253	12	5,653	42
pounds 1954...	9,400	520,040	2,999	2,750	3,000	2,108,836	...	2,650,590	6,641
1949.....	...	692,980	1,010	31,399	...	5,084,428	4,586	3,262,466	15,959
Horses and/or mules.....farms reporting 1954...	142	792	433	460	69	379	802	384	903
1950.....	166	1,163	491	663	133	665	1,359	587	1,240
number 1954...	170	1,072	504	939	99	744	1,324	720	1,759
1950.....	225	1,925	612	1,422	181	1,539	2,449	1,090	2,515
Multiple-unit operations.....number 1954...	14	190	45	78	3	150	155	66	102
1950.....	9	168	24	113	1	168	151	101	150
Subunits in multiple-unit operations.....number 1954...	30	482	101	250	6	491	399	185	361
1950.....	19	431	52	379	2	534	387	285	483
Home farms.....number 1954...	14	178	44	78	3	142	152	65	100
1950.....	9	153	24	99	1	154	143	85	142
Cropper farms.....number 1954...	16	304	57	172	3	349	247	120	261
1950.....	10	278	28	280	1	380	244	200	341
Land owned by landlord.....acres 1954...	4,041	89,138	10,278	42,907	177	75,759	37,012	46,880	42,021
1950.....	2,332	78,623	5,294	64,620	605	78,973	32,159	61,237	68,811
Land rented from others by landlord.....acres 1954...	328	2,354	672	9,107	...	20,759	10,324	3,381	8,733
1950.....	...	13,118	2,085	8,202	...	21,033	10,750	9,375	9,586
Land in multiple-unit operations.....acres 1954...	4,352	86,203	10,492	50,723	171	91,613	39,468	47,513	49,671
1950.....	2,332	83,521	7,039	67,220	605	95,366	34,728	62,825	73,583
Home farms.....acres 1954...	3,845	73,610	9,264	43,858	104	75,020	29,820	36,581	41,663
1950.....	2,094	66,908	6,551	46,728	579	75,641	23,261	40,153	59,864
Cropper farms.....acres 1954...	507	12,593	1,228	6,865	67	16,593	10,932	8,008	15,969
1950.....	238	16,613	488	20,492	26	19,725	11,467	22,672	13,719
Cropland harvested.....acres 1954...	761	17,647	826	11,181	70	34,627	13,779	10,107	15,969
1949.....	482	16,987	740	17,296	9	40,598	14,355	13,167	21,018
Corn harvested for grain.....multiple units reporting 1954...	13	181	44	72	...	141	141	64	101
1949.....	7	142	24	78	1	165	125	100	141
subunits reporting 1954...	21	315	78	177	...	370	269	152	304
1949.....	10	289	41	219	1	464	250	232	392
acres 1954...	339	7,024	558	3,561	...	12,630	2,423	4,072	5,009
1949.....	157	6,193	436	4,342	8	13,879	2,284	5,250	6,424
bushels 1954...	5,510	129,991	16,266	21,444	...	106,071	22,093	27,791	70,315
1949.....	1,325	92,760	8,655	41,324	400	183,840	35,096	57,006	90,574
Cotton harvested.....multiple units reporting 1954...	9	140	2	78	1	153	63	101	101
1949.....	6	94	7	107	...	162	145	89	144
subunits reporting 1954...	11	208	4	198	1	337	305	129	291
1949.....	8	172	11	300	...	434	310	197	390
acres 1954...	111	1,275	24	3,739	3	7,454	3,927	1,786	4,969
1949.....	43	1,132	61	6,515	...	10,465	5,348	2,688	7,383
bales 1954...	78	942	15	1,701	2	4,836	2,165	1,003	3,386
1949.....	14	502	11	2,557	...	4,075	2,843	854	3,508
Tobacco harvested.....multiple units reporting 1954...	13	185	1
1949.....	7	162
subunits reporting 1954...	21	357	1
1949.....	7	332
acres 1954...	74	1,567	4
1949.....	33	1,311
pounds 1954...	77,300	1,869,942	4,446
1949.....	24,300	1,379,583
Peanuts harvested for picking or threshing.....multiple units reporting 1954...	...	25	100	...	60	...
1949.....	...	27	...	3	...	151	...	96	4
subunits reporting 1954...	...	32	190	...	126	...
1949.....	...	45	...	3	...	344	...	205	5
acres 1954...	...	271	2,090	...	1,259	...
1949.....	...	465	...	11	...	4,435	...	2,473	2
pounds 1954...	...	257,836	845,529	...	847,020	...
1949.....	...	344,250	...	10,514	...	2,533,566	...	1,222,492	700
Horses and/or mules.....multiple units reporting 1954...	8	159	40	71	1	110	111	60	94
1950.....	9	163	20	104	1	148	133	99	144
number 1954...	17	335	52	332	30	309	262	238	447
1950.....	15	423	31	625	3	586	478	412	643
Farms not in multiple units.....number 1954...	301	1,039	792	576	180	500	1,146	465	1,212
1950.....	225	1,205	737	526	235	652	1,506	500	1,337
Land in farms not in multiple units.....acres 1954...	42,869	163,774	62,169	94,849	37,022	124,420	113,365	122,055	175,661
1950.....	49,169	150,587	58,791	61,798	39,201	134,722	123,219	108,893	178,717

Z Reported in small fractions.

MULTIPLE-UNIT OPERATIONS

County Table 1.—MULTIPLE-UNIT OPERATIONS.

Item (For definitions and explanations, see text)		Pike	Polk	Pulaski	Putnam	Quitman	Rabun	Randolph	Richmond	Rockdale
1	All farms.....number	875	1,253	684	535	249	628	1,016	478	636
2		1,078	1,713	824	657	325	749	1,508	704	783
3	Land in farms.....acres	119,108	118,524	133,500	110,698	77,329	40,528	215,644	73,600	65,048
4		121,211	147,847	120,257	137,476	68,920	48,720	220,095	97,656	69,066
5	Cropland harvested.....acres	30,776	25,521	46,974	9,966	12,718	6,491	62,634	17,385	13,242
6		37,058	43,299	52,813	16,475	13,832	7,336	74,622	24,764	19,407
7	Corn harvested for grain.....farms reporting	599	760	441	275	203	504	746	160	394
8		812	1,273	734	422	291	627	1,226	340	568
9	acres	8,100	9,736	15,796	2,402	4,725	3,240	18,347	4,528	4,339
10		10,609	13,480	17,968	4,652	5,864	4,358	25,638	7,184	6,783
11	bushels	116,831	120,931	144,694	16,890	54,397	126,041	187,794	27,673	41,792
12		159,055	201,404	251,787	58,152	61,448	106,747	366,913	95,513	98,556
13	Cotton harvested.....farms reporting	490	550	503	210	137	...	467	105	294
14		655	1,279	675	365	133	...	988	221	544
15	acres	6,919	6,503	9,609	1,644	1,876	...	6,447	2,084	3,488
16		10,858	19,829	15,084	3,675	1,054	...	6,950	6,026	6,057
17	bales	4,865	4,276	6,641	814	1,267	...	3,820	975	2,123
18		4,405	7,083	6,153	1,886	352	...	3,092	1,803	2,492
19	Tobacco harvested.....farms reporting	6	2
20		3	6	...	1	...
21	acres	18	(2)
22		8	(2)	...	7	...
23	pounds	7,600	27
24		12,801	247	...	15,000	...
25	Peanuts harvested for picking or threshing.....farms reporting	13	20	445	16	189	...	726	29	13
26		8	77	719	39	282	...	1,197	108	21
27	acres	6	22	7,187	13	4,309	...	20,775	279	16
28		8	49	13,332	51	5,971	...	31,053	1,688	12
29	pounds	1,755	4,411	3,455,009	2,280	3,121,086	...	15,273,504	96,410	2,992
30		3,850	20,348	9,935,942	6,606	4,519,145	...	24,828,410	657,200	4,140
31	Horses and/or mules.....farms reporting	456	533	374	276	122	308	502	210	326
32		642	1,057	545	421	198	447	932	411	550
33	number	898	885	972	556	261	378	1,191	315	573
34		1,387	2,095	1,551	923	436	740	2,178	684	982
35	Multiple-unit operations.....number	113	81	93	19	28	11	142	2	48
36		136	136	73	52	41	22	222	14	93
37	Subunits in multiple-unit operations.....number	361	191	264	57	84	24	495	5	121
38		463	332	233	146	143	46	849	33	252
39	Home farms.....number	109	76	91	18	27	11	138	2	46
40		131	129	70	49	40	22	202	13	79
41	Cropper farms.....number	252	115	173	39	57	13	357	3	75
42		332	203	163	97	103	24	647	20	173
43	Land owned by landlord.....acres	50,641	16,240	47,837	10,926	31,037	1,275	86,432	4,724	11,799
44		47,891	33,024	35,411	24,014	37,404	3,155	101,079	10,269	19,903
45	Land rented from others by landlord.....acres	9,359	5,082	9,836	3,610	14,512	...	27,825	175	1,365
46		9,485	4,658	4,804	13,809	7,285	120	32,515	2,242	2,741
47	Land in multiple-unit operations.....acres	58,658	20,192	52,244	13,264	44,402	1,210	108,131	3,749	12,168
48		55,009	34,852	36,534	32,892	41,147	3,218	130,835	10,921	21,270
49	Home farms.....acres	49,553	16,469	41,214	11,507	42,205	1,057	90,323	3,549	9,802
50		39,917	27,623	26,841	29,136	36,749	2,765	98,021	9,379	13,574
51	Cropper farms.....acres	9,105	3,723	11,030	1,757	2,197	153	17,808	200	2,366
52		15,092	7,229	9,693	3,756	4,398	453	32,814	1,342	7,696
53	Cropland harvested.....acres	16,139	6,527	18,520	1,129	5,984	196	33,032	990	3,725
54		17,760	11,164	15,098	4,875	6,886	392	45,924	2,899	7,178
55	Corn harvested for grain.....multiple units reporting	111	77	82	18	27	11	135	2	46
56		130	125	72	50	41	20	219	12	89
57	subunits reporting	291	139	191	40	73	17	382	5	85
58		373	238	196	110	129	33	730	25	201
59	acres	4,281	2,092	6,432	455	2,217	123	9,887	544	1,310
60		5,536	3,154	5,412	1,385	2,836	212	15,393	1,003	2,697
61	bushels	62,675	26,597	69,092	2,595	29,609	4,735	108,785	2,710	12,304
62		84,538	47,006	76,854	19,267	31,720	5,300	234,661	10,116	43,446
63	Cotton harvested.....multiple units reporting	106	75	91	17	21	...	99	2	44
64		126	130	73	49	22	...	125	12	91
65	subunits reporting	277	127	209	35	51	...	255	5	80
66		352	265	195	109	46	...	361	25	202
67	acres	4,326	1,991	4,124	359	841	...	3,662	173	1,222
68		6,202	4,965	4,537	1,158	648	...	4,349	1,040	2,675
69	bales	3,173	1,271	2,985	186	415	...	2,417	95	783
70		2,714	1,850	1,923	692	164	...	2,193	383	1,078
71	Tobacco harvested.....multiple units reporting
72	
73	subunits reporting
74	
75	acres
76	
77	pounds
78	
79	Peanuts harvested for picking or threshing.....multiple units reporting	...	1	84	...	27	...	134	1	1
80		72	2	41	...	220	7	...
81	subunits reporting	...	1	162	...	74	...	388	2	1
82		203	8	126	...	727	13	...
83	acres	...	1	2,977	...	2,122	...	11,686	21	1
84		4,047	22	3,150	...	19,200	251	...
85	pounds	...	196	1,478,825	...	1,677,429	...	8,993,639	3,650	60
86		2,930,593	2,650	2,559,600	...	15,766,800	116,200	...
87	Horses and/or mules.....multiple units reporting	88	60	82	15	24	8	112	2	48
88		116	110	71	50	38	18	200	10	91
89	number	416	164	435	72	98	11	678	13	166
90		571	383	459	272	183	34	1,210	58	336
91	Farms not in multiple units.....number	514	1,062	420	478	165	604	521	473	515
92		615	1,381	591	511	182	703	659	671	531
93	Land in farms not in multiple units.....acres	60,450	98,332	81,256	97,434	32,927	39,318	107,513	69,851	52,880
94		66,202	112,995	83,723	104,584	27,773	45,502	89,260	86,735	47,796

Z Reported in small fractions.

MULTIPLE-UNIT OPERATIONS

County Table 1.—MULTIPLE-UNIT OPERATIONS.

Item (For definitions and explanations, see text)	Tift	Toombs	Towns	Treutlen	Troup	Turner	Twiggs	Union	Upson
1 All farms.....number 1954...	1,287	1,220	658	613	1,337	870	630	1,004	812
2 1950.....	1,377	1,569	839	763	1,466	1,219	783	1,303	867
3 Land in farms.....acres 1954...	166,532	161,172	40,818	103,716	162,656	156,512	107,654	76,022	108,359
4 1950.....	174,908	194,381	45,218	110,340	183,018	165,596	137,697	94,223	124,865
5 Cropland harvested.....acres 1954...	61,022	52,839	5,615	25,302	17,151	63,321	22,971	11,035	17,715
6 1949.....	70,221	60,047	6,897	28,919	25,662	62,853	28,816	12,864	23,074
7 Corn harvested for grain.....farms reporting 1954...	814	821	531	456	764	619	520	855	410
8 1949.....	1,105	1,240	679	592	962	958	673	1,014	627
9 acres 1954.....	18,284	18,035	2,927	12,325	7,098	12,830	11,319	6,115	4,856
10 1949.....	22,981	21,903	3,888	13,170	10,689	17,694	13,010	7,315	8,788
11 bushels 1954.....	147,597	184,151	113,065	102,422	80,013	108,806	49,773	206,295	42,446
12 1949.....	419,828	295,290	127,828	175,081	157,879	294,102	142,898	204,516	132,413
13 Cotton harvested.....farms reporting 1954...	785	789	...	379	268	611	408	...	193
14 1949.....	723	1,038	...	515	383	775	522	1	263
15 acres 1954.....	8,106	9,279	...	3,997	1,937	9,497	3,755	...	1,356
16 1949.....	8,259	14,740	...	6,621	3,848	9,867	5,776	12	2,490
17 bales 1954.....	4,412	5,534	...	2,304	1,148	5,137	1,879	...	664
18 1949.....	3,779	5,493	...	2,022	1,121	4,295	2,503	2	1,113
19 Tobacco harvested.....farms reporting 1954...	890	815	44	377	...	106	...	41	...
20 1949.....	996	838	47	429	...	84	...	41	...
21 acres 1954.....	3,810	3,058	29	1,306	...	262	...	16	...
22 1949.....	3,588	2,376	25	1,088	...	172	...	17	...
23 pounds 1954.....	3,227,206	2,127,105	42,936	800,946	...	192,360	...	19,365	...
24 1949.....	4,120,876	2,270,036	28,998	994,423	...	194,829	...	13,617	...
25 Peanuts harvested for picking or threshing.....farms reporting 1954...	440	115	1	4	42	654	227	...	17
26 1949.....	1,054	314	2	16	153	1,016	372	1	42
27 acres 1954.....	4,911	761	1	36	53	15,803	1,360	...	22
28 1949.....	17,864	2,512	2	84	27	27,320	2,820	1	39
29 pounds 1954.....	1,704,770	346,065	800	7,845	8,336	6,897,433	367,976	...	2,107
30 1949.....	15,390,505	1,618,265	1,050	35,200	32,283	23,826,718	1,733,995	550	13,703
31 Horses and/or mules.....farms reporting 1954...	578	600	316	351	653	410	426	507	376
32 1950.....	888	1,146	454	633	907	806	675	808	515
33 number 1954.....	934	917	462	612	1,015	943	714	648	597
34 1950.....	1,833	2,026	675	1,212	1,472	2,094	1,244	1,148	842
35 Multiple-unit operations.....number 1954...	159	145	15	68	21	101	14	19	36
36 1950.....	167	225	46	89	37	186	36	23	41
37 Subunits in multiple-unit operations.....number 1954...	431	353	35	191	54	295	40	42	92
38 1950.....	475	549	108	242	86	611	96	47	124
39 Home farms.....number 1954.....	156	141	14	65	21	89	14	18	36
40 1950.....	151	219	46	83	35	179	33	23	39
41 Cropper farms.....number 1954.....	275	212	21	126	33	206	26	24	56
42 1950.....	324	330	62	159	51	432	63	24	85
43 Land owned by landlord.....acres 1954...	50,093	84,964	2,428	43,625	5,977	73,691	12,304	2,908	10,043
44 1950.....	64,478	69,695	8,902	50,342	9,490	75,424	34,252	4,901	20,486
45 Land rented from others by landlord.....acres 1954...	7,295	3,410	73	1,668	419	12,674	1,815	6	1,380
46 1950.....	6,044	4,336	49	2,008	3,656	13,970	3,212	58	2,048
47 Land in multiple-unit operations.....acres 1954...	52,568	82,372	2,449	42,054	6,055	72,128	12,904	2,860	10,947
48 1950.....	64,196	70,720	8,261	43,437	11,098	82,445	31,341	4,532	21,246
49 Home farms.....acres 1954.....	41,715	74,391	1,736	35,547	5,380	60,476	11,950	2,253	9,645
50 1950.....	42,067	56,521	6,954	34,244	9,394	58,309	27,753	4,040	19,108
51 Cropper farms.....acres 1954.....	10,853	7,981	713	6,507	675	11,652	954	607	1,302
52 1950.....	22,129	14,199	1,307	1,193	1,704	24,136	3,588	492	2,138
53 Cropland harvested.....acres 1954.....	20,220	15,638	459	9,085	1,235	21,452	2,836	545	3,364
54 1949.....	23,793	23,046	1,164	10,837	2,324	33,667	4,745	688	5,751
55 Corn harvested for grain.....multiple units reporting 1954...	135	123	14	63	20	89	13	19	33
56 1949.....	147	219	43	76	36	176	34	20	41
57 subunits reporting 1954.....	246	214	25	149	43	184	32	36	61
58 1949.....	357	429	78	179	65	470	73	35	103
59 acres 1954.....	6,064	5,519	210	4,686	486	3,655	692	263	904
60 1949.....	8,070	8,692	464	4,601	903	9,348	1,639	317	1,776
61 bushels 1954.....	45,554	59,820	7,565	42,508	5,206	31,998	2,737	8,867	8,984
62 1949.....	136,361	114,557	16,480	54,357	11,739	164,415	21,009	9,530	30,778
63 Cotton harvested.....multiple units reporting 1954...	137	135	...	58	12	99	14	...	26
64 1949.....	123	206	...	79	24	163	33	1	32
65 subunits reporting 1954.....	260	237	...	128	30	209	35	...	44
66 1949.....	264	373	...	164	42	402	68	1	69
67 acres 1954.....	2,922	3,380	...	1,626	408	3,518	419	...	320
68 1949.....	2,969	6,189	...	2,294	535	6,183	993	12	730
69 bales 1954.....	1,661	2,164	...	911	304	1,992	238	...	265
70 1949.....	1,386	2,517	...	716	167	2,725	542	2	390
71 Tobacco harvested.....multiple units reporting 1954...	145	130	2	59	...	19
72 1949.....	156	173	2	75	...	37
73 subunits reporting 1954.....	266	222	2	114	...	24
74 1949.....	384	248	3	124	...	47
75 acres 1954.....	1,114	868	1	484	...	69
76 1949.....	1,096	782	2	342	...	105
77 pounds 1954.....	961,728	671,755	1,150	300,228	...	42,458
78 1949.....	1,345,503	790,949	2,100	327,528	...	109,859
79 Peanuts harvested for picking or threshing.....multiple units reporting 1954...	73	31	...	3	...	95	9
80 1949.....	158	71	...	4	...	183	27
81 subunits reporting 1954.....	115	40	...	4	...	221	19
82 1949.....	367	119	...	4	5	509	54
83 acres 1954.....	1,678	319	...	36	...	5,310	103
84 1949.....	6,572	1,208	...	19	5	13,545	439
85 pounds 1954.....	497,554	99,077	...	7,845	...	2,273,799	27,445
86 1949.....	5,359,805	610,730	...	10,950	970	11,138,960	274,178
87 Horses and/or mules....multiple units reporting 1954...	125	118	12	63	17	78	13	11	33
88 1950.....	155	215	40	84	34	173	33	21	40
89 number 1954.....	311	250	25	251	42	342	74	18	97
90 1950.....	634	547	86	280	106	899	179	37	141
91 Farms not in multiple units.....number 1954...	856	867	623	422	1,283	575	590	962	720
92 1950.....	902	1,020	731	521	1,380	608	687	1,256	743
93 Land in farms not in multiple units.....acres 1954...	113,964	78,800	38,369	61,662	156,601	84,384	94,750	73,162	97,412
94 1950.....	110,712	123,661	36,997	66,903	171,920	83,151	106,356	89,691	103,619

Z Reported in small fractions.

CENSUSES OF 1954 AND 1950—Continued

Table with columns for counties: Walker, Walton, Ware, Warren, Washington, Wayne, Webster, Wheeler, White, Whitfield, Wilcox, Wilkes, Wilkinson, and Worth. Each column contains population data for 1954 and 1950, with a small number on the far right of each row.

MULTIPLE-UNIT OPERATIONS

Economic Area Table I.—MULTIPLE-UNIT OPERATIONS.

Item (For definitions and explanations, see text)	The State									
	Total	Size of unit								
		Under 30 acres	30 to 49 acres	50 to 69 acres	70 to 99 acres	100 to 139 acres	140 to 179 acres	180 to 219 acres	220 to 259 acres	
1 Multiple-unit operations.....number 1954...	14,912	145	320	601	1,046	1,724	1,469	1,265	1,077	
2	19,227	116	354	802	1,690	2,419	1,987	1,982	1,505	
3 Subunits in multiple-unit operations.....total number 1954...	41,281	297	654	1,236	2,198	3,699	3,237	2,914	2,572	
4	55,261	234	717	1,668	3,570	5,246	4,501	4,709	3,763	
5 Home farms.....number 1954...	14,422	122	287	559	983	1,654	1,415	1,236	1,039	
6	17,877	99	300	703	1,525	2,217	1,843	1,818	1,403	
7 Cropper farms.....number 1954...	26,859	175	367	677	1,215	2,045	1,822	1,678	1,533	
8	37,384	135	417	965	2,045	3,029	2,658	2,891	2,360	
9 Land in multiple-unit operations....total acres 1954...	7,213,079	2,650	12,597	35,255	87,644	200,997	231,785	251,720	259,329	
10	8,146,765	2,323	14,356	47,023	148,760	281,637	314,689	377,923	359,708	
11 Home farms.....acres 1954...	6,031,604	1,272	6,717	20,174	56,158	133,895	163,686	184,965	195,029	
12	6,253,902	958	6,859	23,784	87,720	174,410	207,143	250,292	248,746	
13 Cropper farms.....acres 1954...	1,181,475	1,378	5,880	15,081	31,486	67,102	68,099	66,755	64,300	
14	1,892,863	1,365	7,497	23,239	61,040	107,227	107,546	127,631	110,962	
15 Cropland harvested.....total acres 1954...	2,064,281	1,443	6,635	18,398	42,029	90,437	100,083	104,461	103,981	
16	2,560,483	1,336	8,626	28,180	77,596	142,377	145,542	170,094	153,154	
17 Corn harvested for grain.....multiple units reporting 1954...	14,016	103	282	549	977	1,596	1,384	1,208	1,030	
18	18,291	76	308	757	1,579	2,322	1,893	1,888	1,436	
19 subunits reporting 1954...	30,191	124	372	767	1,494	2,524	2,338	2,151	1,905	
20	43,204	98	442	1,190	2,622	3,986	3,557	3,709	2,966	
21 acres 1954...	703,453	638	3,026	8,149	17,777	37,358	39,029	40,361	38,789	
22	886,963	596	3,548	11,365	30,345	55,219	56,460	62,654	56,182	
23 bushels 1954...	8,311,898	8,171	36,526	95,932	211,415	435,842	471,845	475,513	464,946	
24	12,800,533	11,392	56,656	167,849	451,108	797,043	808,840	881,562	778,259	
25 Cotton harvested.....multiple units reporting 1954...	12,791	58	200	447	847	1,449	1,241	1,112	956	
26	15,932	48	234	608	1,375	2,001	1,603	1,674	1,266	
27 subunits reporting 1954...	27,006	69	255	589	1,203	2,102	1,971	1,854	1,678	
28	36,310	60	333	907	2,177	3,252	2,788	3,132	2,456	
29 acres 1954...	407,616	371	1,662	4,759	10,791	20,451	21,935	22,591	20,647	
30	605,126	358	2,633	8,362	22,835	37,675	36,300	43,669	36,476	
31 bales 1954...	251,544	249	1,000	2,919	6,647	12,641	13,420	13,772	12,627	
32	254,788	157	1,144	3,653	9,757	15,655	14,818	17,647	14,634	
33 Tobacco harvested.....multiple units reporting 1954...	4,885	32	77	145	277	549	496	446	426	
34	5,156	15	81	158	393	618	594	513	470	
35 subunits reporting 1954...	8,744	37	92	166	342	722	712	682	683	
36	9,298	16	94	195	507	849	908	807	753	
37 acres 1954...	31,786	92	267	456	1,039	2,255	2,336	2,381	2,390	
38	27,470	34	236	417	1,178	2,159	2,415	2,265	2,200	
39 pounds 1954...	34,006,615	98,388	283,418	477,614	1,091,870	2,422,987	2,513,979	2,566,062	2,506,634	
40	32,178,082	40,501	246,644	486,574	1,432,233	2,717,807	2,811,040	2,691,515	2,514,351	
41 Peanuts harvested for picking or threshing.....multiple units reporting 1954...	4,802	9	29	81	158	387	371	377	355	
42	7,841	9	33	180	412	777	728	827	690	
43 subunits reporting 1954...	10,022	10	32	99	190	498	535	586	590	
44	18,436	9	40	237	587	1,205	1,194	1,483	1,270	
45 acres 1954...	171,105	40	231	656	1,337	4,373	6,040	6,395	8,327	
46	333,289	47	266	1,965	5,470	13,596	16,349	21,249	19,586	
47 pounds 1954...	105,444,745	21,220	145,173	403,109	814,002	2,454,375	3,669,324	3,898,491	4,442,210	
48	258,168,643	29,050	204,264	1,538,513	4,615,508	10,740,041	13,366,871	16,352,320	15,529,204	
49 Horses and/or mules....multiple units reporting 1954...	12,117	66	195	429	785	1,319	1,175	1,016	891	
50	17,613	78	281	692	1,514	2,212	1,812	1,813	1,392	
51 number 1954...	40,897	113	307	763	1,524	2,654	2,539	2,455	2,127	
52	72,121	119	520	1,521	3,544	5,737	5,000	5,696	4,399	
53 Landlord-tenant operations containing multiple units; All subunits including home farm.....number 1954...	48,543	349	729	1,345	2,409	4,067	3,530	3,191	2,839	
54	65,646	280	837	1,845	3,986	5,740	5,045	5,325	4,321	
55 Land in all subunits including home farm.....acres 1954...	7,694,477	6,069	16,277	40,609	96,982	220,062	248,243	265,786	272,345	
56	8,945,789	8,069	24,718	59,813	171,469	314,879	344,575	426,572	401,365	
57 Owned by operator of multiple unit.....acres 1954...	6,510,361	5,762	14,618	37,028	87,979	196,067	216,752	232,148	237,585	
58	7,664,091	7,488	22,881	54,123	150,053	279,194	298,248	365,348	350,392	
59 Rented by operator of multiple unit.....acres 1954...	1,184,116	307	1,659	3,581	9,003	23,995	31,491	33,638	34,760	
60	1,281,698	581	1,837	5,690	21,416	35,685	46,327	61,224	50,973	
61 Subunits not included in multiple units.....operators reporting 1954...	3,664	42	55	86	164	274	223	211	202	
62	5,212	35	91	132	315	373	403	421	340	
63 number 1954...	7,262	52	75	109	211	368	293	277	267	
64	10,385	46	120	177	416	494	544	616	558	
65 Share tenants.....number 1954...	3,796	24	44	66	114	189	159	167	141	
66	5,012	14	49	64	197	234	276	305	297	
67 Other tenants, not croppers nor share tenants.....number 1954...	3,466	28	31	43	97	179	134	110	126	
68	5,373	32	71	113	219	260	268	311	261	
69 Land in subunits not included in multiple units.....acres 1954...	481,398	3,419	3,680	5,354	9,338	19,065	16,458	14,066	13,016	
70	799,024	5,746	10,362	12,790	22,709	33,242	29,886	48,649	41,657	

Z Reported in small fractions.

BY SIZE OF UNIT: CENSUSES OF 1954 AND 1950

The State—Continued			Areas 1 and A												
Size of unit—Continued			Total	Size of unit											
260 to 499 acres	500 to 999 acres	1,000 acres and over		Under 30 acres	30 to 49 acres	50 to 69 acres	70 to 99 acres	100 to 139 acres	140 to 179 acres	180 to 219 acres	220 to 259 acres	260 to 499 acres	500 to 999 acres	1,000 acres and over	
3,460	2,295	1,510	875	18	23	49	104	102	114	62	52	190	115	46	
4,279	2,532	1,561	1,159	12	30	53	139	158	131	124	80	275	108	49	
9,269	7,934	7,271	2,238	36	48	102	222	219	244	131	126	489	383	238	
12,280	9,526	9,047	3,002	24	58	109	288	342	286	275	191	725	354	350	
3,383	2,245	1,499	845	17	22	46	97	101	111	61	50	185	109	46	
4,026	2,415	1,528	1,095	10	26	48	131	146	124	117	74	264	106	46	
5,886	5,689	5,772	1,393	19	26	56	125	118	133	70	76	304	274	192	
8,254	7,111	7,519	1,907	14	32	61	157	196	162	158	117	461	248	301	
1,236,129	1,574,931	3,320,042	294,215	307	864	2,875	8,780	11,973	17,930	12,319	12,354	66,427	75,954	84,432	
1,535,777	1,729,640	3,334,929	357,994	207	1,149	3,113	12,754	18,333	20,692	23,241	19,022	99,047	70,260	90,176	
972,195	1,294,859	3,002,654	243,398	175	547	1,791	6,146	9,104	13,837	10,250	9,913	55,434	63,089	73,112	
1,108,349	1,321,106	2,824,535	283,751	80	519	2,009	8,925	12,960	14,695	16,833	13,958	79,207	58,269	76,296	
263,934	280,072	317,388	50,817	132	317	1,084	2,634	2,869	4,093	2,069	2,441	10,993	12,865	11,320	
427,428	480,534	510,394	74,243	127	630	1,104	3,829	5,373	5,997	6,408	5,064	19,991	11,991	13,880	
451,154	492,034	653,626	77,543	155	308	1,412	3,719	4,820	6,555	3,696	3,370	19,432	16,805	17,271	
571,457	544,294	717,827	100,781	102	655	1,492	5,747	8,196	7,783	8,173	6,441	28,016	16,806	17,370	
3,274	2,182	1,431	836	16	19	49	100	94	111	62	50	183	109	43	
4,113	2,436	1,483	1,072	8	26	46	127	148	120	112	76	261	101	47	
6,889	6,002	5,625	1,664	21	25	77	152	153	186	105	100	380	293	172	
9,757	7,643	7,234	2,196	10	39	73	200	253	220	203	148	559	252	239	
159,384	161,477	197,465	23,966	80	127	658	1,555	1,747	2,548	1,503	1,134	6,027	4,427	4,160	
202,237	184,419	223,938	28,105	44	257	484	1,783	2,565	2,435	2,252	2,153	7,612	3,950	4,570	
1,929,727	1,872,454	2,309,527	427,005	1,192	1,767	9,966	21,671	31,379	39,163	21,422	18,965	111,324	84,552	85,604	
2,869,895	2,667,015	3,310,914	540,691	975	4,640	7,984	34,208	55,316	41,896	40,307	32,600	143,641	82,485	96,639	
3,093	2,058	1,330	762	8	14	38	91	88	100	57	43	172	108	43	
3,619	2,194	1,310	1,077	8	26	45	124	150	124	116	78	258	101	47	
6,246	5,696	5,343	1,664	11	20	56	132	138	162	87	83	338	302	203	
8,213	6,633	6,359	2,297	9	38	76	205	259	210	213	164	559	278	286	
89,133	97,557	117,719	24,808	50	107	505	1,342	1,591	2,011	997	1,162	5,610	5,680	5,753	
135,701	124,691	156,426	42,289	44	355	733	2,597	3,539	3,437	3,527	2,724	11,309	6,367	7,657	
55,215	60,330	72,724	19,005	38	73	395	980	1,216	1,479	752	891	4,325	4,322	4,534	
57,113	53,833	66,372	18,587	23	161	365	1,184	1,617	1,382	1,599	1,120	4,846	2,939	3,351	
1,280	735	422	5	1	1	...	3	...	33	
1,242	699	373	2	2	...	34	
2,367	1,694	1,247	6	1	1	...	4	...	35	
2,296	1,625	1,248	3	3	...	36	
8,625	6,553	5,392	7	(2)	(2)	...	7	...	37	
7,106	5,116	4,344	3	3	...	38	
9,203,947	7,115,780	5,725,336	9,175	500	175	...	8,500	...	39	
8,249,415	6,029,647	4,958,355	2,881	2,881	...	40	
1,340	1,000	695	9	2	1	...	1	1	...	1	...	41	
1,986	1,335	864	7	2	1	...	2	42	
2,483	2,498	2,501	11	2	2	...	1	2	1	1	1	43	
4,409	4,023	3,979	7	2	1	...	2	...	2	44	
37,181	45,588	60,937	11	2	1	...	1	1	2	1	1	45	
76,655	79,790	98,316	17	9	1	...	2	...	5	46	
23,113,110	27,112,084	39,371,647	4,786	320	610	...	150	570	440	1,500	196	1,000	
59,272,923	61,843,303	74,676,646	8,680	5,240	500	...	420	...	2,520	48	
2,863	2,004	1,374	626	7	14	30	66	70	80	45	43	142	93	36	
3,981	2,380	1,458	979	6	22	39	109	130	110	108	72	246	94	43	
8,260	8,706	11,449	1,768	8	19	55	134	134	173	104	98	395	360	288	
15,647	13,733	16,205	3,395	9	58	99	261	359	308	321	249	824	435	472	
10,521	9,397	10,166	2,574	42	52	107	235	243	269	150	144	559	456	317	
14,310	11,650	12,307	3,488	29	72	126	317	381	318	312	212	840	460	421	
1,308,737	1,677,027	3,542,340	312,924	636	946	3,143	9,750	13,005	19,647	12,813	12,826	69,035	78,979	92,144	
1,690,890	1,886,257	3,617,182	395,269	615	2,144	3,841	14,147	21,140	22,477	25,321	20,685	105,517	78,133	101,249	
1,105,854	1,401,791	2,974,777	256,764	607	946	2,811	8,575	10,734	16,522	10,839	11,024	55,945	58,413	80,348	
1,441,185	1,592,489	3,102,690	334,634	596	1,903	3,636	12,276	18,747	19,256	20,683	17,470	85,337	64,231	90,499	
202,883	275,236	567,563	56,160	29	...	332	1,175	2,271	3,125	1,974	1,802	13,090	20,566	11,796	
249,705	293,768	514,492	60,635	19	241	205	1,871	2,393	3,221	4,638	3,215	20,180	13,902	10,750	
842	747	818	183	5	2	5	10	13	12	11	15	49	33	28	
1,212	1,020	870	286	4	12	12	21	28	21	27	16	74	49	24	
1,252	1,463	2,895	336	6	4	5	13	24	25	19	18	70	73	79	
2,030	2,124	3,260	486	5	14	17	29	39	32	37	21	115	106	71	
719	815	1,358	196	5	4	4	9	11	13	12	9	49	36	44	
1,041	1,091	1,444	321	4	5	4	17	29	23	22	6	81	76	54	
533	648	1,537	140	1	...	1	4	13	12	7	9	21	37	35	
989	1,033	1,816	165	1	9	13	12	10	9	15	15	34	30	17	
72,608	102,096	222,298	18,709	329	82	268	970	1,032	1,717	494	472	2,608	3,025	7,712	
155,113	156,617	282,253	37,275	408	995	728	1,393	2,807	1,785	2,080	1,663	6,470	7,873	11,073	

MULTIPLE-UNIT OPERATIONS

Economic Area Table 1.—MULTIPLE-UNIT OPERATIONS.

Item (For definitions and explanations, see text)	Area 2								
	Total	Size of unit							
		Under 30 acres	30 to 49 acres	50 to 69 acres	70 to 99 acres	100 to 139 acres	140 to 179 acres	180 to 219 acres	220 to 259 acres
1 Multiple-unit operations.....number 1954...	247	7	20	25	36	47	29	13	13
2 1950...	324	5	18	29	49	49	48	28	19
3 Subunits in multiple-unit									
4 operations.....total number 1954...	554	14	40	51	79	106	62	31	29
5 1950...	716	10	37	60	99	107	106	61	45
6 Home farms.....number 1954...	243	7	20	25	35	46	29	13	13
7 1950...	321	5	17	28	49	49	47	28	19
8 Cropper farms.....number 1954...	311	7	20	26	44	60	33	18	16
9 1950...	395	5	20	32	50	58	59	33	26
10 Land in multiple-unit operations....total acres 1954...	57,653	148	753	1,475	2,945	5,318	4,605	2,633	3,105
11 1950...	73,598	112	701	1,683	4,328	5,798	7,578	5,303	4,593
12 Home farms.....acres 1954...	49,828	98	613	1,220	2,500	4,336	4,016	1,891	2,874
13 1950...	63,113	68	486	1,249	3,646	4,354	6,139	4,555	3,844
14 Cropper farms.....acres 1954...	7,825	50	140	255	445	982	589	742	231
15 1950...	10,485	44	215	434	682	1,444	1,439	748	749
16 Cropland harvested.....total acres 1954...	6,020	61	180	371	581	950	639	537	440
17 1949...	9,162	51	244	440	895	1,074	1,203	975	632
18 Corn harvested for									
19 grain.....multiple units reporting 1954...	239	7	20	24	35	45	29	13	13
20 1949...	304	5	18	27	46	46	45	24	19
21 subunits reporting 1954...	433	8	29	39	64	80	52	27	25
22 1949...	537	8	26	43	76	79	84	43	38
23 acres 1954...	3,521	42	131	241	419	572	367	293	216
24 1949...	4,617	33	160	242	492	592	690	398	379
25 bushels 1954...	84,063	1,165	2,648	5,880	9,880	12,620	9,820	3,891	4,755
26 1949...	110,088	1,385	3,806	6,480	11,342	14,371	17,310	8,065	8,325
27 Cotton harvested.....multiple units reporting 1954...	46	1	3	3	6	13	6	6	4
28 1949...	83	...	3	7	13	13	7	13	6
29 subunits reporting 1954...	65	1	4	3	8	16	10	13	5
30 1949...	120	...	3	8	16	17	8	16	12
31 acres 1954...	433	3	7	14	37	98	61	99	56
32 1949...	861	...	15	35	107	88	51	105	86
33 bales 1954...	307	1	6	10	36	70	47	56	41
34 1949...	237	...	5	14	34	33	20	26	26
35 Tobacco harvested.....multiple units reporting 1954...	2	1	1
36 1949...	2	2
37 subunits reporting 1954...	2	1	1
38 1949...	3	3
39 acres 1954...	1	1	(2)
40 1949...	2	2
41 pounds 1954...	1,150	900	250
42 1949...	2,100	2,100
43 Peanuts harvested for picking									
44 or threshing.....multiple units reporting 1954...
45 1949...	1
46 subunits reporting 1954...
47 1949...	2
48 acres 1954...
49 1949...	1
50 pounds 1954...
51 1949...	150
52 Horses and/or mules....multiple units reporting 1954...	199	4	12	20	31	38	26	12	11
53 1950...	290	4	16	26	42	48	40	24	18
54 number 1954...	334	4	17	28	45	66	46	28	19
55 1950...	581	4	24	45	66	87	80	52	33
56 Landlord-tenant operations containing multiple units:									
57 All subunits including home farm.....number 1954...	628	15	43	56	82	116	68	32	34
58 1950...	864	11	40	68	110	120	119	77	60
59 Land in all subunits including									
60 home farm.....acres 1954...	60,164	158	803	1,548	2,962	5,508	4,683	2,703	3,143
61 1950...	78,023	154	990	1,792	4,626	6,132	8,070	6,055	5,028
62 Owned by operator of multiple									
63 unit.....acres 1954...	58,487	158	798	1,478	2,935	5,390	4,462	2,315	3,143
64 1950...	72,727	154	990	1,753	4,488	5,872	7,805	5,574	4,773
65 Rented by operator of multiple									
66 unit.....acres 1954...	1,677	...	5	70	27	118	221	388	...
67 1950...	5,296	39	138	260	265	481	255
68 Subunits not included in									
69 multiple units.....operators reporting 1954...	48	1	3	4	3	6	5	1	5
70 1950...	92	1	2	7	11	11	10	9	9
71 number 1954...	74	1	3	5	3	10	6	1	5
72 1950...	148	1	3	8	11	13	13	16	15
73 Share tenants.....number 1954...	36	1	2	2	...	4	6	...	2
74 1950...	62	...	3	2	5	4	4	9	10
75 Other tenants, not croppers nor share									
76 tenants.....number 1954...	38	...	1	3	3	6	...	1	3
77 1950...	86	1	...	6	6	9	9	7	5
78 Land in subunits not included in multiple									
79 units.....acres 1954...	2,511	10	50	73	17	190	78	70	38
80 1950...	4,425	42	289	109	298	334	492	752	435

2 Reported in small fractions.

MULTIPLE-UNIT OPERATIONS

Economic Area Table 1.—MULTIPLE-UNIT OPERATIONS.

Item (For definitions and explanations, see text)	Area 4a								
	Total	Size of unit							
		Under 30 acres	30 to 49 acres	50 to 69 acres	70 to 99 acres	100 to 139 acres	140 to 179 acres	180 to 219 acres	220 to 259 acres
1 Multiple-unit operations.....number 1954...	1,992	20	48	101	164	291	205	175	142
2 1950...	2,723	16	67	154	341	398	237	275	204
3 Subunits in multiple-unit									
4 operations.....total number 1954...	5,968	44	100	210	354	645	463	424	372
5 1950...	8,101	32	136	321	744	879	585	689	560
6 Home farms.....number 1954...	1,911	17	40	92	153	280	195	170	139
7 1950...	2,516	14	47	132	308	375	224	257	184
8 Cropper farms.....number 1954...	4,057	27	60	118	201	365	268	254	233
9 1950...	5,585	18	89	189	436	504	361	432	376
10 Land in multiple-unit operations....total acres 1954...	759,824	344	1,941	5,889	13,732	33,841	32,098	34,893	34,230
11 1950...	938,242	318	2,781	9,071	29,176	46,066	37,499	51,882	48,817
12 Home farms.....acres 1954...	620,972	142	983	3,503	8,876	23,396	23,038	26,471	26,607
13 1950...	705,699	131	1,208	4,853	16,951	31,118	25,523	36,399	32,495
14 Cropper farms.....acres 1954...	138,852	202	958	2,386	4,856	10,445	9,060	8,422	7,623
15 1950...	232,543	187	1,573	4,218	12,225	14,948	11,976	15,483	16,322
16 Cropland harvested.....total acres 1954...	228,324	203	1,194	3,193	6,875	14,266	13,038	13,210	11,934
17 1949...	308,106	192	1,871	5,564	14,155	21,901	15,956	20,372	19,227
18 Corn harvested for									
19 grain.....multiple units reporting 1954...	1,824	15	45	87	151	266	190	165	136
20 1949...	2,574	6	57	149	310	383	225	262	198
21 subunits reporting 1954...	4,184	17	66	120	252	455	329	311	275
22 1949...	6,166	8	84	244	536	663	439	519	442
23 acres 1954...	51,511	85	384	988	2,080	4,428	3,565	3,428	2,925
24 1949...	78,470	42	603	1,833	4,751	6,506	4,588	5,489	5,216
25 bushels 1954...	547,574	602	3,768	10,649	20,968	43,355	34,281	35,213	29,575
26 1949...	1,171,651	774	8,446	26,596	72,147	99,311	74,836	85,667	75,610
27 Cotton harvested.....multiple units reporting 1954...	1,907	10	41	96	152	277	197	169	137
28 1949...	2,590	12	60	140	323	380	220	263	199
29 subunits reporting 1954...	4,705	13	61	139	249	460	356	330	281
30 1949...	6,481	18	98	229	564	669	444	553	450
31 acres 1954...	72,700	68	462	1,258	2,626	5,220	4,511	4,798	3,766
32 1949...	113,035	117	850	2,438	6,552	8,839	6,335	8,480	7,620
33 bales 1954...	42,914	48	268	734	1,565	3,021	2,603	2,899	2,205
34 1949...	53,622	55	378	1,190	3,128	4,229	3,036	3,963	3,418
35 Tobacco harvested.....multiple units reporting 1954...
36 1949...
37 subunits reporting 1954...
38 1949...
39 acres 1954...
40 1949...
41 pounds 1954...
42 1949...
43 Peanuts harvested for picking									
44 or threshing.....multiple units reporting 1954...	6	2	1	...	1	...
45 1949...	27	1	2	...	2	1
46 subunits reporting 1954...	10	2	1	...	1	...
47 1949...	37	3	4	...	2	2
48 acres 1954...	19	2	1	...	1	...
49 1949...	65	2	8	...	3	2
50 pounds 1954...	7,400	180	150	...	480	...
51 1949...	33,968	230	2,670	...	540	308
52 Horses and/or mules....multiple units reporting 1954...	1,644	12	31	72	125	223	171	135	116
53 1950...	2,483	11	50	135	298	360	215	253	188
54 number 1954...	5,940	21	51	136	263	487	417	352	329
55 1950...	10,110	16	109	307	712	960	654	780	659
56 Landlord-tenant operations containing multiple units:									
57 All subunits including home farm.....number 1954...	6,682	59	111	228	385	702	505	456	406
58 1950...	9,459	36	149	358	814	966	649	781	639
59 Land in all subunits including									
60 home farm.....acres 1954...	795,679	1,396	2,480	5,988	15,225	36,860	33,769	36,154	35,964
61 1950...	1,023,994	641	4,487	10,932	33,723	50,454	40,491	58,034	53,252
62 Owned by operator of multiple									
63 unit.....acres 1954...	651,836	1,207	2,006	6,354	13,060	31,648	27,438	32,120	30,429
64 1950...	847,307	572	3,893	9,392	27,688	41,477	33,983	46,047	44,571
65 Rented by operator of multiple									
66 unit.....acres 1954...	143,843	189	474	634	2,165	5,212	6,331	4,034	5,535
67 1950...	176,687	69	594	1,540	6,035	8,977	6,508	11,987	8,681
68 Subunits not included in									
69 multiple units.....operators reporting 1954...	426	10	8	14	26	40	31	24	21
70 1950...	706	4	11	23	51	68	44	58	55
number 1954...	714	15	11	18	31	57	42	32	34
1950...	1,358	4	13	37	70	87	64	92	79
71 Share tenants.....number 1954...	311	6	7	13	18	22	11	14	12
72 1950...	584	2	4	17	27	44	28	40	40
73 Other tenants, not croppers nor share									
74 tenants.....number 1954...	403	9	4	5	13	35	31	18	22
75 1950...	774	2	9	20	43	43	36	52	39
76 Land in subunits not included in multiple									
77 units.....acres 1954...	35,855	1,052	539	1,099	1,493	3,019	1,671	1,261	1,734
78 1950...	85,752	323	1,706	1,861	4,547	4,388	2,992	6,152	4,435

MULTIPLE-UNIT OPERATIONS

Economic Area Table I.—MULTIPLE-UNIT OPERATIONS,

Item (For definitions and explanations, see text)	Areas 5, C, and D									
	Total	Size of unit								
		Under 30 acres	30 to 49 acres	50 to 69 acres	70 to 99 acres	100 to 139 acres	140 to 179 acres	180 to 219 acres	220 to 259 acres	
1 Multiple-unit operations.....number 1954...	569	2	9	9	18	43	30	54	30	
2 1950...	836	6	9	16	42	80	57	80	64	
3 Subunits in multiple-unit										
4 operations.....total number 1954...	1,616	4	18	18	40	92	66	122	74	
5 1950...	2,369	12	19	33	89	170	131	181	152	
6 Home farms.....number 1954...	550	2	7	8	15	38	30	53	29	
7 1950...	783	4	8	12	37	73	52	76	60	
8 Cropper farms.....number 1954...	1,066	2	11	10	25	54	36	69	45	
9 1950...	1,586	8	11	21	52	97	79	105	92	
10 Land in multiple-unit operations....total acres 1954...	379,321	30	321	516	1,510	4,980	4,656	10,829	7,135	
11 1950...	434,123	94	345	918	3,697	9,211	9,006	15,615	15,256	
12 Home farms.....acres 1954...	320,767	9	171	311	700	3,084	3,397	8,554	4,920	
13 1950...	335,331	35	160	404	1,933	5,227	4,638	10,552	10,473	
14 Cropper farms.....acres 1954...	58,554	21	150	205	810	1,896	1,259	2,275	2,215	
15 1950...	98,792	59	185	514	1,764	3,984	4,368	5,063	4,783	
16 Cropland harvested.....total acres 1954...	97,779	23	167	304	1,053	2,433	2,229	4,582	3,125	
17 1949...	124,911	60	230	625	2,521	5,225	4,308	6,654	7,117	
18 Corn harvested for										
19 grain.....multiple units reporting 1954...	524	1	5	7	18	36	27	51	29	
20 1949...	804	4	7	14	41	77	52	77	59	
21 subunits reporting 1954...	1,209	1	8	9	29	56	47	89	56	
22 1949...	1,916	5	10	24	71	124	97	144	117	
23 acres 1954...	33,624	2	74	129	498	1,178	974	1,851	1,155	
24 1949...	47,558	29	106	281	1,031	2,217	1,899	2,753	2,841	
25 bushels 1954...	189,608	15	645	970	2,737	7,250	5,407	10,200	4,897	
26 1949...	535,393	345	1,155	3,070	10,905	22,959	19,441	29,660	26,741	
27 Cotton harvested.....multiple units reporting 1954...	519	1	4	6	16	38	30	48	29	
28 1949...	741	1	5	12	38	69	49	67	56	
29 subunits reporting 1954...	1,179	1	6	10	25	58	42	84	53	
30 1949...	1,736	1	6	19	56	106	93	115	107	
31 acres 1954...	20,099	20	46	99	279	646	557	1,122	771	
32 1949...	32,654	2	68	206	717	1,513	1,235	1,831	1,900	
33 bales 1954...	11,088	13	29	55	170	393	296	593	426	
34 1949...	14,015	1	21	97	300	608	447	621	705	
35 Tobacco harvested.....multiple units reporting 1954...	2	
36 1949...	
37 subunits reporting 1954...	2	
38 1949...	
39 acres 1954...	3	
40 1949...	
41 pounds 1954...	2,200	
42 1949...	
43 Peanuts harvested for picking										
44 or threshing.....multiple units reporting 1954...	249	1	2	...	5	17	15	30	9	
45 1949...	456	2	1	2	20	27	20	40	31	
46 subunits reporting 1954...	414	1	2	...	6	20	17	47	11	
47 1949...	848	2	1	3	28	36	27	58	46	
48 acres 1954...	3,578	1	13	...	35	116	87	284	119	
49 1949...	8,206	11	8	27	188	236	193	377	377	
50 pounds 1954...	1,782,682	120	6,500	...	17,500	55,851	35,134	148,139	93,181	
51 1949...	4,433,310	2,550	5,000	12,700	83,738	150,298	94,630	176,514	243,575	
52 Horses and/or mules....multiple units reporting 1954...	474	2	4	5	16	36	22	44	25	
53 1950...	757	5	7	10	35	67	48	71	58	
54 number 1954...	1,584	2	6	12	36	78	45	106	57	
55 1950...	2,856	7	12	20	79	158	119	179	155	
56 Landlord-tenant operations containing multiple units:										
57 All subunits including home farm.....number 1954...	1,933	4	21	18	45	102	69	134	87	
58 1950...	2,796	13	21	37	94	188	152	200	172	
59 Land in all subunits including										
60 home farm.....acres 1954...	404,682	30	431	516	2,634	5,892	4,699	11,819	7,600	
61 1950...	478,876	1,076	1,012	3,208	3,881	9,997	11,395	17,069	15,763	
62 Owned by operator of multiple										
63 unit.....acres 1954...	343,372	30	388	446	2,384	4,570	3,908	9,903	6,183	
64 1950...	388,960	1,076	980	2,947	2,635	7,966	9,736	13,267	12,157	
65 Rented by operator of multiple										
66 unit.....acres 1954...	61,310	...	43	70	250	1,322	791	1,916	1,417	
67 1950...	89,916	...	32	261	1,246	2,031	1,659	3,802	3,606	
68 Subunits not included in										
69 multiple units.....operators reporting 1954...	164	...	1	...	5	9	3	11	8	
70 1950...	228	1	2	4	4	16	12	12	13	
71 number 1954...	317	...	3	...	5	10	3	12	13	
72 1950...	427	1	2	4	5	18	21	19	20	
73 Share tenants.....number 1954...	66	...	3	4	...	1	1	
74 1950...	104	1	5	3	10	8	
75 Other tenants, not croppers nor share										
76 tenants.....number 1954...	251	5	6	3	11	12	
77 1950...	323	1	2	4	4	13	18	9	12	
78 Land in subunits not included in multiple										
79 units.....acres 1954...	25,361	...	110	...	1,124	912	43	990	465	
80 1950...	44,753	982	667	2,290	184	786	2,389	1,454	507	

BY SIZE OF UNIT: CENSUSES OF 1954 AND 1950--Continued

Areas 5, C, and D--Continued				Area 6													
Size of unit--Continued			Total	Size of unit												1,000 acres and over	
260 to 499 acres	500 to 999 acres	1,000 acres and over		Under 30 acres	30 to 49 acres	50 to 69 acres	70 to 99 acres	100 to 139 acres	140 to 179 acres	180 to 219 acres	220 to 259 acres	260 to 499 acres	500 to 999 acres				
154	118	102	1,464	5	19	28	73	108	121	123	102	360	287	238	1		
210	177	95	1,956	5	8	55	98	229	188	210	152	469	301	241	2		
408	388	386	4,220	11	39	57	151	234	257	264	239	892	948	1,128	3		
579	590	413	5,993	10	18	111	200	496	423	499	364	1,302	1,110	1,460	4		
152	116	100	1,409	4	17	20	63	101	118	122	97	348	283	236	5		
201	168	92	1,794	3	6	48	80	195	172	179	142	436	295	238	6		
256	272	286	2,811	7	22	37	88	133	139	142	142	544	665	892	7		
378	422	321	4,199	7	12	63	120	301	251	320	222	866	815	1,222	8		
54,763	84,047	210,534	942,189	109	765	1,730	6,106	12,273	19,230	24,480	24,452	129,246	199,390	524,408	9		
75,541	121,819	182,621	1,040,904	98	326	3,183	8,354	26,943	29,670	40,077	36,268	167,427	207,655	520,903	10		
41,852	69,640	188,129	801,933	37	234	696	3,185	6,862	12,559	17,141	17,778	100,727	165,003	477,711	11		
55,405	91,520	154,984	814,522	20	101	1,389	3,750	14,427	18,179	23,988	25,318	117,947	163,081	446,322	12		
12,911	14,407	22,405	140,256	72	531	1,034	2,921	5,411	6,671	7,339	6,674	28,519	34,387	46,697	13		
20,136	30,299	27,637	226,382	78	225	1,794	4,604	12,516	11,491	16,089	10,950	49,480	44,574	74,581	14		
20,232	26,020	37,611	341,094	70	481	1,282	3,895	6,982	10,169	13,070	11,301	56,008	79,367	158,469	15		
28,596	35,552	34,023	393,659	56	209	2,274	5,502	16,889	16,596	20,649	18,325	76,327	81,506	155,326	16		
149	110	91	1,305	2	15	24	66	91	103	103	89	320	265	227	17		
208	173	92	1,892	2	8	52	97	220	182	204	146	455	294	232	18		
312	301	301	3,020	3	16	35	104	148	169	170	151	649	695	880	19		
498	495	331	4,987	2	10	79	164	383	355	413	305	1,095	947	1,234	20		
7,894	9,134	10,735	103,991	21	235	567	1,675	2,979	3,795	4,316	3,632	19,780	25,292	41,699	21		
12,348	14,020	10,033	147,532	17	127	1,105	2,657	7,399	7,589	8,768	7,423	30,647	30,333	51,467	22		
41,775	57,988	57,724	750,113	220	1,292	4,227	11,800	17,539	22,611	24,595	26,204	140,434	191,634	309,557	23		
144,151	143,641	133,325	1,771,166	260	1,475	12,095	29,084	85,231	78,581	97,299	83,088	348,995	355,814	679,244	24		
146	111	90	1,394	3	15	27	65	101	114	117	95	355	273	229	25		
197	163	84	1,868	3	6	53	92	213	176	203	146	457	288	231	26		
295	303	302	3,338	4	19	38	101	148	177	192	177	714	779	989	27		
451	469	313	4,807	4	7	78	139	357	331	398	289	1,051	920	1,233	28		
4,552	5,697	6,310	73,800	42	154	447	1,168	1,693	2,513	2,855	2,535	12,881	16,849	32,663	29		
7,698	9,386	8,098	119,297	17	56	781	1,773	5,193	5,419	6,723	6,003	23,337	24,239	45,756	30		
2,449	3,203	3,461	39,843	31	88	272	609	886	1,289	1,480	1,313	6,884	9,190	17,801	31		
3,285	3,997	3,933	43,184	11	26	286	566	1,756	1,888	2,426	2,128	8,541	9,016	16,540	32		
1	...	1	350	1	5	5	14	28	26	34	34	74	78	51	33		
...	276	...	2	7	11	34	28	27	24	59	53	31	34		
1	...	1	509	1	6	6	15	34	33	44	55	101	124	90	35		
...	392	...	2	8	15	39	32	40	31	79	90	56	36		
2	...	1	1,569	2	14	15	54	80	77	102	133	256	389	447	37		
...	1,014	...	6	15	29	70	59	85	66	198	247	239	38		
1,000	...	1,200	1,017,858	1,750	11,500	6,999	27,665	53,056	46,336	68,114	85,328	172,444	283,997	260,669	39		
...	1,027,086	...	4,100	14,600	27,950	63,314	55,177	101,092	69,192	188,836	249,913	252,912	40		
66	59	45	533	...	4	9	15	35	29	45	23	162	120	91	41		
123	123	67	1,231	1	3	18	52	135	107	141	94	317	202	161	42		
102	107	101	881	...	4	11	17	42	38	53	31	247	227	211	43		
226	259	162	2,397	1	3	22	66	199	158	216	153	598	466	515	44		
806	995	1,122	9,958	...	20	68	88	226	227	410	295	2,080	2,630	3,914	45		
1,944	2,692	2,153	27,753	6	13	102	367	1,501	1,172	1,795	1,397	6,509	6,195	8,696	46		
402,996	491,324	531,937	3,285,888	...	7,500	16,025	32,070	97,678	53,354	113,366	104,062	716,282	930,633	1,214,918	47		
1,103,053	1,455,406	1,105,846	16,643,727	800	11,676	96,970	282,616	942,518	711,275	1,151,516	832,193	3,837,102	3,726,036	5,051,025	48		
127	100	93	1,162	1	11	17	49	78	92	84	82	281	220	220	49		
200	168	88	1,800	2	6	43	94	218	175	191	141	435	279	216	50		
368	380	494	4,930	1	15	37	125	166	199	189	217	850	1,132	1,999	51		
694	799	634	8,980	2	12	90	223	621	531	636	471	1,767	1,731	2,896	52		
464	455	534	5,169	15	45	67	184	250	286	284	265	995	1,136	1,642	53		
653	705	561	7,321	12	21	122	232	532	463	545	413	1,526	1,351	2,104	54		
57,575	88,539	224,947	999,302	847	1,239	2,122	7,713	13,705	20,907	25,424	25,393	134,387	208,437	559,128	55		
85,313	130,374	199,788	1,140,407	180	494	4,149	10,405	29,769	31,332	44,210	39,185	185,324	222,235	573,124	56		
47,822	72,005	195,733	817,470	799	837	1,817	6,680	12,766	18,498	20,454	21,742	115,017	180,866	437,994	57		
71,479	104,763	161,954	944,832	180	494	3,826	8,773	25,785	26,739	38,689	34,084	178,703	178,703	472,965	58		
9,753	16,534	29,214	181,832	48	402	305	1,033	939	2,409	4,970	3,651	19,370	27,571	121,134	59		
13,834	25,611	37,834	195,575	323	1,632	3,984	4,593	5,521	5,101	30,730	43,532	100,159	60		
38	36	53	412	2	5	7	20	10	21	14	16	77	100	140	61		
53	59	52	583	1	3	9	21	27	31	37	27	138	127	152	62		
56	67	148	949	4	6	10	33	16	29	20	36	103	188	514	63		
74	115	148	1,328	2	3	11	32	36	40	46	49	224	241	644	64		
7	22	28	428	...	5	6	19	5	15	12	8	47	94	217	65		
22	31	24	525	...	2	3	12	15	17	16	24	91	77	268	66		
49	45	120	521	4	1	4	14	11	14	8	18	56	94	297	67		
52	84	124	803	2	1	8	20	21	23	30	25	133	164	376	68		
2,812	4,492	14,413	57,113	738	474	392	1,607	1,432	1,677	944	941	5,141	9,047	34,720	69		
9,772	8,555	17,167	99,503	82	168	966	2,051	2,826	1,662	4,133	2,917	17,897	14,580	52,221	70		

MULTIPLE-UNIT OPERATIONS

Economic Area Table 1.—MULTIPLE-UNIT OPERATIONS,

Item (For definitions and explanations, see text)	Area 7a								
	Total	Size of unit							
		Under 30 acres	30 to 49 acres	50 to 69 acres	70 to 99 acres	100 to 139 acres	140 to 179 acres	180 to 219 acres	220 to 259 acres
1 Multiple-unit operations.....number 1954...	994	7	6	19	21	48	62	71	50
2 1950...	1,494	4	5	35	64	111	109	155	104
3 Subunits in multiple-unit									
4 operations.....total number 1954...	3,509	16	12	39	44	106	151	172	125
5 1950...	5,386	8	10	88	148	246	241	399	275
6 Home farms.....number 1954...	953	3	3	15	19	42	55	67	49
7 1950...	1,358	2	2	25	48	92	93	133	94
8 Cropper farms.....number 1954...	2,556	13	9	24	25	64	96	105	76
9 1950...	4,028	6	8	63	100	154	148	266	181
10 Land in multiple-unit operations....total acres 1954...	724,994	83	241	1,171	1,781	5,500	9,889	14,236	11,949
11 1950...	862,585	80	228	2,120	6,083	12,796	17,400	30,026	24,939
12 Home farms.....acres 1954...	601,741	39	28	453	1,074	2,880	5,978	9,605	8,791
13 1950...	648,583	25	16	254	2,598	6,459	10,969	17,506	15,766
14 Cropper farms.....acres 1954...	123,253	44	213	718	707	2,620	3,911	4,631	3,158
15 1950...	214,002	55	212	1,866	3,485	6,337	6,431	12,520	9,173
16 Cropland harvested.....total acres 1954...	230,600	26	198	916	1,001	3,148	5,770	6,779	5,623
17 1949...	321,019	56	167	2,088	4,798	8,732	10,100	16,572	12,516
18 Corn harvested for									
19 grain.....multiple units reporting 1954...	959	2	5	19	18	44	59	70	50
20 1949...	1,464	2	5	33	64	108	105	152	102
21 subunits reporting 1954...	2,860	2	7	27	26	73	112	136	94
22 1949...	4,644	4	9	67	122	207	200	337	228
23 acres 1954...	77,663	16	82	412	433	1,297	2,125	2,593	2,151
24 1949...	107,494	19	90	709	1,668	3,277	3,554	6,035	4,532
25 bushels 1954...	877,826	210	727	3,174	2,977	11,385	20,755	28,318	24,331
26 1949...	1,666,958	410	1,255	11,245	28,565	48,752	55,687	81,416	67,039
27 Cotton harvested.....multiple units reporting 1954...	831	1	3	17	16	36	53	63	42
28 1949...	1,108	2	2	22	47	90	77	115	74
29 subunits reporting 1954...	2,248	1	4	26	23	55	94	104	79
30 1949...	3,200	3	4	46	77	145	135	237	153
31 acres 1954...	38,078	6	36	268	224	671	1,255	1,483	1,227
32 1949...	49,796	24	39	710	947	1,610	1,840	3,009	2,139
33 bales 1954...	25,772	3	28	167	146	463	780	985	792
34 1949...	23,558	11	19	352	446	690	821	1,304	934
35 Tobacco harvested.....multiple units reporting 1954...	1
36 1949...	1
37 subunits reporting 1954...	1
38 1949...	1
39 acres 1954...	5
40 1949...	5
41 pounds 1954...	4,500
42 1949...	3,000
43 Peanuts harvested for picking									
44 or threshing.....multiple units reporting 1954...	876	1	4	15	16	40	50	61	45
45 1949...	1,431	1	4	31	62	104	102	145	101
46 subunits reporting 1954...	2,464	1	6	19	20	63	84	110	81
47 1949...	4,374	1	6	47	101	187	183	309	211
48 acres 1954...	54,787	4	67	171	174	830	1,524	1,634	1,543
49 1949...	97,637	7	37	554	1,393	3,074	3,432	5,507	3,930
50 pounds 1954...	39,560,941	1,000	42,568	130,933	127,719	605,426	1,069,094	1,179,191	1,036,524
51 1949...	78,527,111	6,000	29,807	434,964	1,206,691	2,431,461	3,053,183	4,108,958	3,637,619
52 Horses and/or mules....multiple units reporting 1954...	809	...	4	16	14	38	46	58	39
53 1950...	1,372	2	1	31	57	103	95	137	95
54 number 1954...	4,154	...	12	33	25	97	126	156	114
55 1950...	7,539	6	2	97	160	296	291	499	335
56 Landlord-tenant operations containing multiple units:									
57 All subunits including home farm.....number 1954...	4,015	17	19	44	54	118	165	184	137
58 1950...	6,132	13	11	96	171	267	264	435	318
59 Land in all subunits including									
60 home farm.....acres 1954...	760,027	142	556	1,531	1,919	5,920	10,756	15,588	13,380
61 1950...	927,544	1,088	241	3,094	8,681	15,117	19,280	32,021	28,612
62 Owned by operator of multiple									
63 unit.....acres 1954...	573,011	142	356	1,203	1,258	5,025	8,453	12,829	11,123
64 1950...	735,256	862	241	2,629	7,334	12,322	13,790	25,334	23,207
65 Rented by operator of multiple									
66 unit.....acres 1954...	187,016	...	200	328	661	895	2,303	2,759	2,257
67 1950...	192,288	226	...	465	1,347	2,795	5,490	6,687	5,405
68 Subunits not included in									
69 multiple units.....operators reporting 1954...	249	1	3	4	4	9	10	9	7
70 1950...	376	2	1	5	16	13	16	32	23
71 number 1954...	506	1	7	5	10	12	14	12	12
72 1950...	746	5	1	8	23	21	23	36	43
73 Share tenants.....number 1954...	164	...	7	...	2	4	2	5	7
74 1950...	225	1	9	4	8	10	8
75 Other tenants, not croppers nor share									
76 tenants.....number 1954...	342	1	...	5	8	8	12	7	5
77 1950...	521	5	1	7	14	17	15	26	35
78 Land in subunits not included in multiple									
79 units.....acres 1954...	35,033	59	315	360	138	420	867	1,352	1,431
80 1950...	64,959	1,008	13	974	2,598	2,321	1,880	1,995	3,673

MULTIPLE-UNIT OPERATIONS

Economic Area Table I.—MULTIPLE-UNIT OPERATIONS,

Item (For definitions and explanations, see text)	Area 8									
	Total	Size of unit								
		Under 30 acres	30 to 49 acres	50 to 69 acres	70 to 99 acres	100 to 139 acres	140 to 179 acres	180 to 219 acres	220 to 259 acres	
1 Multiple-unit operations.....number 1954...	3,338	26	57	113	204	384	352	312	288	
2 1950...	3,988	18	74	145	332	497	482	406	348	
3 Subunits in multiple-unit										
4 operations.....total number 1954...	8,622	52	116	232	422	815	755	709	658	
5 1950...	10,536	37	149	303	694	1,067	1,067	934	838	
6 Home farms.....number 1954...	3,242	21	48	106	192	374	345	304	280	
7 1950...	3,755	16	68	128	310	461	450	378	336	
8 Cropper farms.....number 1954...	5,380	31	68	126	230	441	410	405	378	
9 1950...	6,781	21	81	175	384	606	617	556	502	
10 Land in multiple-unit operations...total acres 1954...	1,502,469	521	2,288	6,653	17,011	45,297	55,893	62,174	68,720	
11 1950...	1,600,174	403	2,996	8,519	29,017	57,945	76,082	77,970	83,007	
12 Home farms.....acres 1954...	1,259,945	177	954	3,467	9,832	29,971	39,775	45,907	52,053	
13 1950...	1,261,089	187	1,492	4,242	17,557	35,838	50,496	54,121	61,260	
14 Cropper farms.....acres 1954...	242,524	344	1,334	3,186	7,179	15,326	16,118	16,267	16,667	
15 1950...	339,085	216	1,504	4,277	11,460	22,107	23,586	23,849	21,747	
16 Cropland harvested.....total acres 1954...	383,532	356	1,493	3,834	9,213	21,985	24,940	27,573	27,058	
17 1949...	442,224	209	1,868	5,224	15,914	29,421	35,489	35,013	32,860	
18 Corn harvested for										
19 grain.....multiple units reporting 1954...	3,168	19	46	99	188	358	336	303	277	
20 1949...	3,788	12	65	132	316	478	459	390	333	
21 subunits reporting 1954...	5,984	20	52	129	255	511	523	517	477	
22 1949...	7,855	13	89	194	494	780	808	727	643	
23 acres 1954...	156,073	144	732	1,823	4,234	9,915	10,924	12,443	11,675	
24 1949...	182,935	132	813	2,541	7,356	13,400	15,774	15,406	13,855	
25 bushels 1954...	2,265,967	1,539	10,589	22,341	61,556	142,171	156,878	182,274	161,546	
26 1949...	2,695,381	1,595	12,732	35,297	103,287	193,041	233,902	226,864	199,512	
27 Cotton harvested.....multiple units reporting 1954...	2,745	11	37	83	164	297	284	257	240	
28 1949...	2,969	1	44	93	224	353	346	305	268	
29 subunits reporting 1954...	4,656	12	43	98	198	379	379	382	356	
30 1949...	5,490	1	53	118	308	491	522	508	433	
31 acres 1954...	52,254	55	252	632	1,393	2,870	3,503	3,737	3,538	
32 1949...	71,431	4	290	820	2,487	4,613	5,798	5,956	5,050	
33 bales 1954...	34,685	38	174	400	915	1,971	2,384	2,471	2,304	
34 1949...	26,823	1	124	303	920	1,678	2,231	2,134	1,802	
35 Tobacco harvested.....multiple units reporting 1954...	3,133	20	49	102	193	358	327	303	271	
36 1949...	3,506	12	58	115	295	442	426	361	312	
37 subunits reporting 1954...	5,746	25	59	118	244	475	474	463	435	
38 1949...	6,303	13	68	142	388	618	662	567	511	
39 acres 1954...	21,316	67	176	319	729	1,510	1,597	1,698	1,581	
40 1949...	19,457	28	176	307	911	1,619	1,803	1,661	1,578	
41 pounds 1954...	23,568,796	74,700	188,502	340,145	787,352	1,655,537	1,774,308	1,884,003	1,722,824	
42 1949...	23,018,922	32,401	184,371	347,490	1,145,423	1,990,877	2,089,465	2,030,405	1,846,353	
43 Peanuts harvested for picking										
44 or threshing.....multiple units reporting 1954...	932	4	8	17	32	86	94	83	89	
45 1949...	1,605	...	14	46	105	167	188	154	175	
46 subunits reporting 1954...	1,443	4	9	19	37	98	110	104	120	
47 1949...	2,845	...	16	56	140	221	268	227	264	
48 acres 1954...	10,762	17	46	84	147	490	642	718	772	
49 1949...	26,484	...	69	271	823	1,529	2,007	1,872	2,357	
50 pounds 1954...	6,148,883	12,400	15,405	39,480	94,984	308,020	388,526	324,796	423,717	
51 1949...	18,423,284	...	41,173	174,877	564,962	1,037,165	1,314,239	1,355,330	1,811,647	
52 Horses and/or mules....multiple units reporting 1954...	2,679	10	33	79	143	276	283	256	237	
53 1950...	3,643	12	63	125	299	454	440	372	323	
54 number 1954...	6,350	11	55	110	217	407	464	449	419	
55 1950...	11,149	17	101	235	622	973	1,020	966	781	
56 Landlord-tenant operations containing multiple units:										
57 All subunits including home farm.....number 1954...	10,220	63	128	251	452	899	813	780	720	
58 1950...	12,558	41	182	334	778	1,171	1,179	1,076	953	
59 Land in all subunits including										
60 home farm.....acres 1954...	1,603,316	1,281	2,830	7,295	17,853	49,064	59,482	66,377	71,657	
61 1950...	1,740,074	460	6,141	9,931	32,644	65,099	82,260	86,489	89,712	
62 Owned by operator of multiple										
63 unit.....acres 1954...	1,489,562	1,249	2,782	7,105	17,290	45,626	54,412	61,019	67,205	
64 1950...	1,619,608	429	5,881	9,003	30,880	61,236	76,842	79,027	83,345	
65 Rented by operator of multiple										
66 unit.....acres 1954...	113,754	32	48	190	563	3,438	5,070	5,358	4,452	
67 1950...	120,466	31	260	928	1,764	3,863	5,418	7,462	6,367	
68 Subunits not included in										
69 multiple units.....operators reporting 1954...	824	10	10	16	25	74	50	53	51	
70 1950...	1,089	4	27	62	74	85	86	95	72	
number 1954...	1,598	11	12	19	30	84	58	71	62	
1950...	2,022	4	33	31	84	104	112	142	115	
71 Share tenants.....number 1954...	1,124	4	5	12	20	62	47	57	43	
72 1950...	1,273	1	13	13	32	49	72	91	73	
73 Other tenants, not croppers nor share										
74 tenants.....number 1954...	474	7	7	7	10	22	11	14	19	
75 1950...	749	3	20	18	52	55	40	51	42	
76 Land in subunits not included in multiple										
77 units.....acres 1954...	100,847	760	542	642	842	3,767	3,589	4,203	2,937	
78 1950...	139,900	57	3,145	1,412	3,627	7,154	6,178	8,519	6,705	

BY SIZE OF UNIT: CENSUSES OF 1954 AND 1950—Continued

Area 8—Continued			Areas 9 and E												
Size of unit—Continued			Total	Size of unit											
260 to 499 acres	500 to 999 acres	1,000 acres and over		Under 30 acres	30 to 49 acres	50 to 69 acres	70 to 99 acres	100 to 139 acres	140 to 179 acres	180 to 219 acres	220 to 259 acres	260 to 499 acres	500 to 999 acres	1,000 acres and over	
888	461	253	478	10	13	22	30	55	38	38	37	102	64	69	1
951	471	264	352	4	19	17	25	30	25	21	29	77	61	44	2
2,280	1,465	1,118	1,116	20	26	45	63	116	82	83	80	236	162	203	3
2,563	1,605	1,279	821	8	38	34	51	62	55	46	65	179	143	140	4
872	449	251	478	10	13	22	30	55	38	38	37	102	64	69	5
903	447	258	336	4	18	15	23	27	24	21	27	76	58	43	6
1,408	1,016	867	638	10	13	22	33	61	44	45	43	134	98	134	7
1,660	1,158	1,021	485	4	20	19	28	35	31	25	38	103	85	97	8
314,120	313,069	616,723	282,252	190	495	1,272	2,443	6,446	5,940	7,534	8,766	35,920	44,379	168,867	9
337,979	317,156	609,500	212,976	67	751	1,010	2,101	3,631	3,972	4,021	6,897	27,266	41,346	121,914	10
248,538	260,286	568,985	260,669	149	324	712	1,752	4,968	4,776	6,480	7,196	31,473	40,553	162,286	11
251,929	250,883	533,084	186,480	10	384	583	1,248	2,212	2,821	2,903	5,054	22,044	34,706	114,515	12
65,582	52,783	47,738	21,583	41	171	560	691	1,478	1,164	1,054	1,570	4,447	3,826	6,581	13
85,650	66,273	76,416	26,496	57	367	427	853	1,419	1,151	1,118	1,843	5,222	6,640	7,399	14
109,646	83,851	73,583	37,989	69	241	604	1,052	2,803	2,062	2,707	2,865	8,237	7,217	10,132	15
114,759	84,999	86,468	24,293	60	348	436	996	1,339	1,334	1,486	1,702	5,666	5,009	5,917	16
858	443	241	442	6	11	20	26	52	33	36	36	95	62	65	17
908	452	243	310	2	14	16	23	26	23	18	25	67	56	40	18
1,652	1,068	780	696	8	12	22	33	77	47	53	54	152	107	131	19
1,949	1,229	929	521	2	16	18	13	37	65	26	40	127	89	88	20
44,393	32,996	26,794	17,693	35	136	311	536	1,278	824	1,175	1,364	3,611	3,363	5,060	21
46,759	34,468	32,431	10,209	20	190	182	442	491	643	467	576	2,519	1,777	2,802	22
663,115	473,811	390,147	325,977	735	1,605	4,643	9,321	23,528	13,720	21,829	23,365	70,312	61,755	95,164	23
697,212	531,784	460,155	150,111	400	2,760	3,135	6,151	8,615	7,506	6,730	7,785	35,230	27,639	44,160	24
771	391	246	44	...	6	11	20	29	21	9	23	60	39	29	25
741	384	210	159	...	6	2	12	13	9	10	13	42	33	19	26
1,324	880	605	329	...	4	6	11	37	25	29	31	80	55	51	27
1,402	934	720	229	...	6	3	16	17	11	18	18	64	49	34	28
15,184	11,769	9,321	2,517	...	8	18	39	185	120	154	309	593	510	581	29
18,561	14,513	13,339	2,775	...	40	6	99	108	87	170	203	706	656	700	30
10,206	7,828	5,994	1,843	...	7	14	23	137	87	126	224	429	362	434	31
7,065	5,640	4,925	748	...	16	4	40	34	29	58	50	195	145	177	32
840	433	237	439	5	12	21	28	53	37	34	34	97	60	58	33
844	414	227	309	2	16	12	22	26	24	19	27	71	53	37	34
1,622	1,058	773	701	5	15	21	34	74	57	54	55	159	112	115	35
1,591	996	747	461	2	19	13	27	29	36	29	35	116	79	76	36
6,098	4,221	3,320	2,921	10	44	73	130	270	200	215	207	676	532	564	37
5,136	3,404	2,834	1,559	5	44	29	74	89	110	111	107	371	323	296	38
6,680,334	4,675,557	3,785,534	3,669,718	10,338	51,126	88,620	150,707	339,041	235,690	272,465	274,299	854,573	706,589	686,270	39
5,989,598	4,135,692	3,226,847	1,885,707	6,500	49,173	34,984	90,137	126,903	119,046	120,385	119,586	443,054	390,135	385,804	40
277	162	80	13	1	2	3	7	41
412	232	112	17	2	1	5	3	42
441	302	199	17	1	2	4	10	43
734	522	397	22	2	1	7	4	44
3,286	2,739	1,821	145	7	9	54	75	45
7,221	5,686	4,649	240	3	75	25	77	46
1,835,884	1,670,530	1,035,141	45,758	1,920	2,420	9,920	31,498	47
4,927,428	4,078,010	3,118,453	110,424	6,800	7,500	10,600	500	51,524	17,000	16,500	48
739	396	227	346	5	7	10	14	39	23	29	28	84	54	53	49
872	433	250	303	2	13	15	22	23	20	17	22	70	58	41	50
1,563	1,242	1,413	634	34	8	13	23	52	38	41	39	125	110	151	51
2,684	1,824	1,926	753	2	20	20	45	35	43	38	48	163	154	185	52
2,583	1,795	1,736	1,319	22	28	53	67	120	87	90	87	269	206	290	53
2,970	2,021	1,853	1,053	14	41	36	57	80	65	57	75	225	194	209	54
330,200	336,261	661,016	294,259	218	862	1,671	2,527	6,481	6,041	7,819	9,218	40,087	46,130	173,205	55
371,691	338,636	657,011	235,047	956	939	1,448	2,464	6,650	4,654	5,300	10,854	31,337	43,295	127,150	56
305,125	310,765	616,984	279,416	218	828	1,464	2,427	5,667	5,495	7,057	8,625	35,999	44,823	166,813	57
339,401	314,650	618,914	205,687	956	899	1,382	2,430	6,479	4,456	5,128	10,041	30,131	41,376	102,409	58
25,075	25,496	44,032	14,843	...	34	207	100	814	546	762	593	4,088	1,307	6,392	59
32,290	23,986	38,097	29,360	...	40	66	34	171	198	172	813	1,206	1,919	24,741	60
214	163	158	121	2	2	4	4	4	5	7	6	23	26	38	61
256	202	162	117	4	3	1	5	9	7	5	3	29	23	28	62
303	330	618	203	2	2	8	4	4	5	7	7	33	44	87	63
407	416	574	232	6	3	2	6	18	10	11	10	46	51	69	64
213	249	412	137	1	1	6	4	1	4	3	4	26	36	51	65
266	239	424	130	1	1	1	5	13	7	7	8	24	32	31	66
90	81	206	66	1	1	2	...	3	1	4	3	7	8	36	67
141	177	150	102	5	2	1	1	5	3	4	2	22	19	38	68
16,080	23,192	44,293	12,007	28	367	399	84	35	101	285	452	4,167	1,751	4,338	69
34,112	21,480	47,511	22,071	889	188	438	363	3,019	682	1,279	3,957	4,071	1,949	5,236	70

MULTIPLE-UNIT OPERATIONS

Economic Area Table 2.—MULTIPLE-UNIT OPERATIONS, BY COLOR AND

Table with columns for Item, The State, All operators (Total, White, Non-white), and Color and tenure of operator (Full owners, Part owners, Managers). Rows list various agricultural operations like Multiple-unit operations, Home farms, Cropper farms, Land in multiple-unit operations, etc., with data for years 1954 and 1950.

MULTIPLE-UNIT OPERATIONS

Economic Area Table 2.—MULTIPLE-UNIT OPERATIONS, BY COLOR AND

Item (For definitions and explanations, see text)		Area 2												
		All operators			Color and tenure of operator									
					Full owners			Part owners			Managers			
		Total	White	Non-white	Total	White	Non-white	Total	White	Non-white	Total	White	Non-white	
1	Multiple-unit operations.....number	1954...	247	246	1	222	221	1	21	21	...	1	1	...
2		1950...	324	323	1	292	291	1	22	22	...	1	1	...
3	Subunits in multiple-unit													
4	operations.....total number	1954...	554	552	2	499	497	2	47	47	...	2	2	...
5		1950...	716	714	2	641	639	2	53	53	...	2	2	...
6	Home farms.....number	1954...	243	242	1	218	217	1	21	21	...	1	1	...
7		1950...	321	320	1	289	288	1	22	22	...	1	1	...
8	Cropper farms.....number	1954...	311	310	1	281	280	1	26	26	...	1	1	...
9		1950...	395	394	1	352	351	1	31	31	...	1	1	...
10	Land in multiple-unit operations....total acres	1954...	57,653	57,578	75	51,685	51,610	75	4,694	4,694	...	845	845	...
11		1950...	73,598	73,518	80	64,285	64,205	80	4,859	4,859	...	1,040	1,040	...
12	Home farms.....acres	1954...	49,828	49,759	69	44,454	44,385	69	4,163	4,163	...	832	832	...
13		1950...	63,113	63,053	60	55,482	55,422	60	3,723	3,723	...	1,036	1,036	...
14	Cropper farms.....acres	1954...	7,825	7,819	6	7,231	7,225	6	531	531	...	13	13	...
15		1950...	10,485	10,465	20	8,803	8,783	20	1,136	1,136	...	4	4	...
16	Cropland harvested.....total acres	1954...	6,020	6,010	10	4,864	4,854	10	1,027	1,027	...	14	14	...
17		1949...	9,162	9,160	2	8,007	8,005	2	907	907	...	19	19	...
18	Corn harvested for													
19	grain.....multiple units reporting	1954...	239	238	1	214	213	1	21	21	...	1	1	...
20		1949...	304	304	...	273	273	...	21	21	...	1	1	...
21	subunits reporting	1954...	433	431	2	384	382	2	42	42	...	2	2	...
22		1949...	537	537	...	476	476	...	41	41	...	2	2	...
23	acres	1954...	3,521	3,513	8	2,900	2,892	8	551	551	...	8	8	...
24		1949...	4,617	4,617	...	4,134	4,134	...	353	353	...	13	13	...
25	bushels	1954...	84,063	83,863	200	68,112	67,912	200	14,076	14,076	...	400	400	...
26		1949...	110,088	110,088	...	100,694	100,694	...	7,485	7,485	...	350	350	...
27	Cotton harvested.....multiple units reporting	1954...	46	45	1	37	36	1	7	7
28		1949...	83	83	...	72	72	...	5	5
29	subunits reporting	1954...	65	64	1	50	49	1	12	12
30		1949...	120	120	...	99	99	...	12	12
31	acres	1954...	433	431	2	318	316	2	103	103
32		1949...	861	861	...	678	678	...	134	134
33	bales	1954...	307	305	2	232	230	2	66	66
34		1949...	237	237	...	189	189	...	34	34
35	Tobacco harvested.....multiple units reporting	1954...	2	2	...	2	2
36		1949...	2	2	...	2	2
37	subunits reporting	1954...	2	2	...	2	2
38		1949...	3	3	...	3	3
39	acres	1954...	1	1	...	1	1
40		1949...	2	2	...	2	2
41	pounds	1954...	1,150	1,150	...	1,150	1,150
42		1949...	2,100	2,100	...	2,100	2,100
43	Peanuts harvested for picking or													
44	threshing.....multiple units reporting	1954...
45		1949...	1	1	...	1	1
46	subunits reporting	1954...
47		1949...	2	2	...	2	2
48	acres	1954...
49		1949...	1	1	...	1	1
50	pounds	1954...	150	150	...	150	150
51		1949...	150	150	...	150	150
52	Horses and/or mules....multiple units reporting	1954...	199	198	1	177	176	1	18	18	...	1	1	...
53		1950...	290	289	1	260	259	1	20	20	...	1	1	...
54	number	1954...	334	333	1	295	294	1	32	32	...	1	1	...
55		1950...	581	580	1	519	518	1	44	44	...	1	1	...
56	Landlord-tenant operations containing multiple units:													
57	All subunits including home farm.....number	1954...	628	626	2	569	567	2	49	49	...	3	3	...
58		1950...	864	862	2	775	773	2	57	57	...	3	3	...
59	Land in all subunits including													
60	home farm.....acres	1954...	60,164	60,089	75	54,138	54,063	75	4,739	4,739	...	850	850	...
61		1950...	78,023	77,943	80	68,243	68,163	80	5,265	5,265	...	1,050	1,050	...
62	Owned by operator of multiple unit.....acres	1954...	58,487	58,412	75	54,138	54,063	75	3,499	3,499	...	850	850	...
63		1950...	72,727	72,647	80	68,243	68,163	80	4,484	4,484
64	Rented by operator of multiple													
65	unit.....acres	1954...	1,677	1,677	1,240	1,240
66		1950...	5,296	5,296	781	781	...	1,050	1,050	...
67	Subunits not included in multiple													
68	units.....operators reporting	1954...	48	48	...	44	44	...	2	2	...	1	1	...
69		1950...	92	92	...	84	84	...	4	4	...	1	1	...
70	number	1954...	74	74	...	70	70	...	2	2	...	1	1	...
71		1950...	148	148	...	134	134	...	4	4	...	1	1	...
72	Share tenants.....number	1954...	36	36	...	32	32	...	2	2	...	1	1	...
73		1950...	62	62	...	53	53	...	3	3	...	1	1	...
74	Other tenants, not croppers													
75	nor share tenants.....number	1954...	38	38	...	38	38
76		1950...	86	86	...	81	81	...	1	1
77	Land in subunits not included													
78	in multiple units.....acres	1954...	2,511	2,511	...	2,453	2,453	...	45	45	...	5	5	...
79		1950...	4,425	4,425	...	3,958	3,958	...	406	406	...	10	10	...

MULTIPLE-UNIT OPERATIONS

Economic Area Table 2.—MULTIPLE-UNIT OPERATIONS, BY COLOR AND

Item (For definitions and explanations, see text)	Area 4a											
	All operators			Color and tenure of operator								
	Total	White	Non-white	Full owners			Part owners			Managers		
				Total	White	Non-white	Total	White	Non-white	Total	White	Non-white
1 Multiple-unit operations.....number 1954...	1,992	1,897	95	1,156	1,094	62	680	660	20	34	33	1
2 1950...	2,723	2,589	134	1,718	1,648	70	732	702	30	36	36	...
3 Subunits in multiple-unit operations.....total number 1954...	5,968	5,736	232	3,219	3,076	143	2,272	2,215	57	179	176	3
4 1950...	8,101	7,791	310	4,848	4,689	159	2,441	2,368	73	245	245	...
5 Home farms.....number 1954...	1,911	1,816	95	1,075	1,013	62	680	660	20	34	33	1
6 1950...	2,516	2,385	131	1,529	1,462	67	717	687	30	34	34	...
7 Cropper farms.....number 1954...	4,057	3,920	137	2,144	2,063	81	1,592	1,555	37	145	143	2
8 1950...	5,585	5,406	179	3,319	3,227	92	1,724	1,681	43	211	211	...
9 Land in multiple-unit operations....total acres 1954...	759,824	737,319	22,505	352,369	341,513	10,856	318,632	311,922	6,710	56,984	55,857	1,127
10 1950...	938,242	913,233	25,009	528,283	515,115	13,168	296,437	289,677	6,760	62,223	62,223	...
11 Home farms.....acres 1954...	620,972	601,798	19,174	272,788	263,994	8,794	269,708	263,837	5,871	51,578	50,485	1,093
12 1950...	705,699	686,128	19,571	383,851	373,820	10,031	230,519	225,053	5,466	49,295	49,295	...
13 Cropper farms.....acres 1954...	138,852	135,521	3,331	79,581	77,519	2,062	48,924	48,085	839	5,406	5,372	34
14 1950...	232,543	227,105	5,438	144,432	141,295	3,137	65,918	64,624	1,294	12,928	12,928	...
15 Cropland harvested.....total acres 1954...	228,324	221,855	6,469	101,158	97,743	3,415	105,313	103,433	1,880	11,846	11,528	318
16 1949...	308,106	299,381	8,725	163,112	158,814	4,298	112,085	109,587	2,498	14,671	14,671	...
17 Corn harvested for grain.....multiple units reporting 1954...	1,824	1,734	90	1,052	993	59	621	603	18	32	31	1
18 1949...	2,574	2,445	129	1,625	1,557	68	696	668	28	34	34	...
19 subunits reporting 1954...	4,184	3,999	185	2,225	2,107	118	1,591	1,547	44	143	142	1
20 1949...	6,166	5,909	257	3,692	3,559	133	1,838	1,779	59	210	210	...
21 acres 1954...	51,511	49,412	2,099	24,935	23,864	1,071	21,435	20,844	591	2,585	2,465	120
22 1949...	78,470	75,512	2,958	45,054	43,501	1,553	25,010	24,235	775	3,610	3,610	...
23 bushels 1954...	547,574	529,336	18,238	268,376	258,065	10,311	223,855	219,888	3,967	32,215	31,015	1,200
24 1949...	1,171,651	1,138,633	33,018	673,604	655,761	17,843	381,884	373,544	8,340	49,501	49,501	...
25 Cotton harvested.....multiple units reporting 1954...	1,907	1,814	93	1,091	1,031	60	669	649	20	32	31	1
26 1949...	2,590	2,460	130	1,621	1,554	67	708	678	30	35	35	...
27 subunits reporting 1954...	4,705	4,500	205	2,385	2,262	123	1,917	1,864	53	151	148	3
28 1949...	6,481	6,213	268	3,747	3,617	130	2,052	1,984	68	210	210	...
29 acres 1954...	72,700	70,385	2,315	32,121	30,953	1,168	34,169	33,504	665	2,710	2,591	119
30 1949...	113,035	109,751	3,284	59,573	58,060	1,513	40,413	39,429	984	5,132	5,132	...
31 bales 1954...	42,914	41,645	1,269	18,682	18,078	604	20,401	20,042	359	1,669	1,592	77
32 1949...	53,622	52,317	1,305	27,602	27,021	581	20,208	19,787	421	2,250	2,250	...
33 Tobacco harvested.....multiple units reporting 1954...
34 1949...
35 subunits reporting 1954...
36 1949...
37 acres 1954...
38 1949...
39 pounds 1954...
40 1949...
41 Peanuts harvested for picking or threshing.....multiple units reporting 1954...	6	6	...	4	4	...	1	1
42 1949...	27	20	7	15	12	3	9	5	4
43 subunits reporting 1954...	10	10	...	6	6	...	1	1
44 1949...	37	28	9	21	17	4	11	6	5
45 acres 1954...	19	19	...	5	5	...	1	1
46 1949...	65	47	18	30	26	4	20	6	14
47 pounds 1954...	7,400	7,400	...	2,040	2,040	...	60	60
48 1949...	33,968	28,288	5,680	17,878	16,698	1,180	6,900	2,400	4,500
49 Horses and/or mules....multiple units reporting 1954...	1,644	1,562	82	961	906	55	559	544	15	32	31	1
50 1950...	2,483	2,355	128	1,565	1,497	68	670	643	27	33	33	...
51 number 1954...	5,940	5,724	216	3,097	2,971	126	2,299	2,242	57	278	272	6
52 1950...	10,110	9,709	401	6,037	5,830	207	3,036	2,938	98	402	402	...
53 Landlord-tenant operations containing multiple units: All subunits including home farm.....number 1954...	6,682	6,428	254	3,648	3,493	155	2,500	2,436	64	214	211	3
54 1950...	9,459	9,099	360	5,722	5,534	188	2,819	2,729	90	306	306	...
55 Land in all subunits including home farm.....acres 1954...	795,679	772,378	23,301	372,624	361,096	11,528	331,466	324,660	6,806	59,166	58,039	1,127
56 1950...	1,023,994	996,839	27,155	585,563	571,310	14,253	317,928	310,206	7,722	66,791	66,791	...
57 Owned by operator of multiple unit.....acres 1954...	651,836	635,054	16,782	372,624	361,096	11,528	225,246	221,119	4,127	53,966	52,839	1,127
58 1950...	847,307	828,800	18,507	585,563	571,310	14,253	206,066	201,812	4,254	55,678	55,678	...
59 Rented by operator of multiple unit.....acres 1954...	143,843	137,324	6,519	106,220	103,541	2,679	5,200	5,200	...
60 1950...	176,687	168,039	8,648	111,862	108,394	3,468	11,113	11,113	...
61 Subunits not included in multiple units.....operators reporting 1954...	426	409	17	260	252	8	133	127	6	16	16	...
62 1950...	706	678	28	459	442	17	198	189	9	18	18	...
63 number 1954...	714	692	22	429	417	12	228	221	7	35	35	...
64 1950...	1,358	1,308	50	874	845	29	378	361	17	61	61	...
65 Share tenants.....number 1954...	311	304	7	186	181	5	108	106	2	8	8	...
66 1950...	584	560	24	366	354	12	178	170	8	19	19	...
67 Other tenants, not croppers nor share tenants.....number 1954...	403	388	15	243	236	7	120	115	5	27	27	...
68 1950...	774	748	26	508	491	17	200	191	9	42	42	...
69 Land in subunits not included in multiple units.....acres 1954...	35,855	35,059	796	20,255	19,583	672	12,834	12,738	96	2,182	2,182	...
70 1950...	85,752	83,606	2,146	57,280	56,195	1,085	21,491	20,529	962	4,568	4,568	...

MULTIPLE-UNIT OPERATIONS

Economic Area Table 2.—MULTIPLE-UNIT OPERATIONS, BY COLOR AND

Item (For definitions and explanations, see text)	Areas 5, C, and D											
	All operators			Color and tenure of operator								
				Full owners			Part owners			Managers		
	Total	White	Non-white	Total	White	Non-white	Total	White	Non-white	Total	White	Non-white
1 Multiple-unit operations.....number 1954...	569	537	32	335	323	12	195	185	10	7	7	...
2 1950...	836	788	48	525	505	20	204	191	13	14	14	...
3 Subunits in multiple-unit												
4 operations.....total number 1954...	1,616	1,545	71	889	861	28	613	591	22	33	32	...
5 1950...	2,369	2,255	114	1,426	1,378	48	617	587	30	74	74	...
6 Home farms.....number 1954...	550	519	31	317	306	11	195	185	10	6	6	...
7 1950...	783	736	47	475	456	19	201	188	13	14	14	...
8 Cropper farms.....number 1954...	1,066	1,026	40	572	555	17	418	406	12	27	27	...
9 1950...	1,586	1,519	67	951	922	29	416	399	17	60	60	...
10 Land in multiple-unit operations...total acres 1954...	379,321	369,827	9,494	225,572	220,498	5,074	127,976	125,214	2,762	8,335	8,335	...
11 1950...	434,123	422,119	12,004	254,119	249,412	4,707	121,285	117,333	3,952	24,641	24,641	...
12 Home farms.....acres 1954...	320,767	313,735	7,032	190,328	187,172	3,156	108,356	105,978	2,378	6,484	6,484	...
13 1950...	335,331	325,960	9,371	189,814	186,687	3,127	95,682	92,223	3,459	22,555	22,555	...
14 Cropper farms.....acres 1954...	58,554	56,092	2,462	35,244	33,326	1,918	19,620	19,236	384	1,851	1,851	...
15 1950...	98,792	96,159	2,633	64,305	62,725	1,580	25,603	25,110	493	2,086	2,086	...
16 Cropland harvested.....total acres 1954...	97,779	94,889	2,890	48,870	47,850	1,020	42,216	41,017	1,199	1,943	1,943	...
17 1949...	124,911	119,872	5,039	66,801	65,273	1,528	40,602	38,787	1,815	5,003	5,003	...
18 Corn harvested for												
19 grain.....multiple units reporting 1954...	524	493	31	301	290	11	188	178	10	6	6	...
20 1949...	804	758	46	503	485	18	201	188	13	14	14	...
21 subunits reporting 1954...	1,209	1,149	60	630	609	21	488	468	20	27	27	...
22 1949...	1,916	1,816	100	1,125	1,086	39	524	496	28	67	67	...
23 acres 1954...	33,624	32,424	1,200	17,220	16,846	374	14,115	13,618	497	721	721	...
24 1949...	47,558	45,442	2,116	27,419	26,730	689	13,928	13,275	653	1,584	1,584	...
25 bushels 1954...	189,608	184,309	5,299	95,437	93,257	2,180	84,207	82,410	1,797	2,966	2,966	...
26 1949...	535,393	516,703	18,690	303,014	296,949	6,065	151,026	145,231	5,795	25,239	25,239	...
27 Cotton harvested.....multiple units reporting 1954...	519	489	30	289	279	10	193	183	10	5	5	...
28 1949...	741	698	43	447	432	15	192	179	13	14	14	...
29 subunits reporting 1954...	1,179	1,124	55	597	579	18	490	472	18	24	24	...
30 1949...	1,736	1,649	87	983	954	29	493	467	26	68	68	...
31 acres 1954...	20,099	19,373	726	9,249	9,032	217	9,205	8,905	300	447	447	...
32 1949...	32,654	30,986	1,668	16,179	15,752	427	11,555	10,978	577	1,448	1,448	...
33 bales 1954...	11,088	10,761	327	5,052	4,944	108	5,135	5,009	126	258	258	...
34 1949...	14,015	13,496	519	6,639	6,491	148	5,338	5,161	177	728	728	...
35 Tobacco harvested.....multiple units reporting 1954...	2	2	...	1	1	...	1	1
36 1949...
37 subunits reporting 1954...	2	2	...	1	1	...	1	1
38 1949...
39 acres 1954...	3	3	...	1	1	...	2	2
40 1949...
41 pounds 1954...	2,200	2,200	...	1,200	1,200	...	1,000	1,000
42 1949...
43 Peanuts harvested for picking or												
44 threshing.....multiple units reporting 1954...	249	234	15	139	134	5	94	89	5	2	2	...
45 1949...	456	433	23	280	270	10	117	112	5	7	7	...
46 subunits reporting 1954...	414	392	22	232	226	6	154	146	8	4	4	...
47 1949...	848	815	33	504	490	14	237	228	9	18	18	...
48 acres 1954...	3,578	3,440	138	1,945	1,910	35	1,456	1,397	59	21	21	...
49 1949...	8,206	7,901	305	4,409	4,326	83	2,867	2,714	153	191	191	...
50 pounds 1954...	1,782,682	1,709,112	73,570	953,955	934,185	19,770	757,010	719,960	37,050	5,700	5,700	...
51 1949...	4,433,310	4,307,846	125,464	2,326,744	2,289,740	37,004	1,583,784	1,514,784	69,000	126,800	126,800	...
52 Horses and/or mules....multiple units reporting 1954...	474	445	29	279	268	11	162	154	8	5	5	...
53 1950...	757	711	46	480	461	19	183	171	12	13	13	...
54 number 1954...	1,584	1,506	78	898	863	35	563	546	17	44	44	...
55 1950...	2,856	2,706	150	1,726	1,668	58	749	708	41	104	104	...
56 Landlord-tenant operations containing multiple units:												
57 All subunits including home farm.....number 1954...	1,933	1,854	79	1,093	1,061	32	715	690	25	35	35	...
58 1950...	2,796	2,670	126	1,719	1,667	52	726	691	35	85	85	...
59 Land in all subunits including												
60 home farm.....acres 1954...	404,682	394,794	9,888	244,106	238,802	5,304	134,315	131,414	2,901	8,523	8,523	...
61 1950...	478,876	466,214	12,662	288,973	283,900	5,073	130,114	125,967	4,147	25,391	25,391	...
62 Owned by operator of multiple unit...acres 1954...	343,372	336,538	6,834	244,106	238,802	5,304	94,659	93,129	1,530	4,607	4,607	...
63 1950...	388,960	380,914	8,046	288,973	283,900	5,073	89,208	86,235	2,973	10,779	10,779	...
64 Rented by operator of multiple												
65 unit.....acres 1954...	61,310	58,256	3,054	39,656	38,285	1,371	3,916	3,916	...
66 1950...	89,916	85,300	4,616	40,906	39,732	1,174	14,612	14,612	...
67 Subunits not included in multiple												
68 units.....operators reporting 1954...	164	157	7	100	96	4	54	52	2	2	2	...
69 1950...	228	218	10	150	147	3	59	55	4	6	6	...
70 number 1954...	317	309	8	204	200	4	102	99	3	2	2	...
71 1950...	427	415	12	293	289	4	109	104	5	11	11	...
72 Share tenants.....number 1954...	66	66	...	42	42	...	21	21	...	2	2	...
73 1950...	104	101	3	71	70	1	26	26	...	3	3	...
74 Other tenants, not croppers												
75 nor share tenants.....number 1954...	251	243	8	162	158	4	81	78	3
76 1950...	323	314	9	222	219	3	83	78	5	8	8	...
77 Land in subunits not included												
78 in multiple units.....acres 1954...	25,361	24,967	394	18,534	18,304	230	6,339	6,200	139	188	188	...
79 1950...	44,753	44,095	658	34,854	34,488	366	8,829	8,634	195	750	750	...

MULTIPLE-UNIT OPERATIONS

Economic Area Table 2.—MULTIPLE-UNIT OPERATIONS, BY COLOR AND

Item (For definitions and explanations, see text)	Area 7a											
	All operators			Color and tenure of operator								
	Total	White	Non-white	Full owners			Part owners			Managers		
				Total	White	Non-white	Total	White	Non-white	Total	White	Non-white
1 Multiple-unit operations.....number 1954...	994	916	78	516	486	30	368	338	30	20	18	2
2 1950...	1,494	1,349	145	851	778	73	433	399	34	48	48	...
3 Subunits in multiple-unit operations.....total number 1954...	3,509	3,306	203	1,644	1,576	68	1,456	1,372	84	156	139	17
4 1950...	5,386	5,018	368	2,744	2,563	181	1,797	1,699	98	378	378	...
5 Home farms.....number 1954...	953	875	78	476	446	30	367	337	30	20	18	2
6 1950...	1,358	1,216	142	723	653	70	427	393	34	47	47	...
7 Cropper farms.....number 1954...	2,556	2,431	125	1,168	1,130	38	1,089	1,035	54	136	121	15
8 1950...	4,028	3,802	226	2,021	1,910	111	1,370	1,306	64	331	331	...
9 Land in multiple-unit operations.....total acres 1954...	724,994	699,145	25,849	300,759	292,928	7,831	321,373	311,929	9,444	48,287	45,871	2,416
10 1950...	862,585	820,871	41,714	425,866	408,790	17,076	285,660	273,393	12,267	78,882	78,882	...
11 Home farms.....acres 1954...	601,741	580,932	20,809	243,169	236,478	6,691	268,154	261,355	6,799	42,734	41,024	1,710
12 1950...	648,583	615,623	32,960	314,506	301,527	12,979	212,879	203,448	9,431	61,873	61,873	...
13 Cropper farms.....acres 1954...	123,253	118,213	5,040	57,590	56,450	1,140	53,219	50,874	2,345	5,553	4,847	706
14 1950...	214,002	205,248	8,754	111,360	107,263	4,097	72,781	69,945	2,836	17,009	17,009	...
15 Cropland harvested.....total acres 1954...	230,600	221,094	9,506	89,917	87,440	2,477	112,900	108,434	4,466	10,646	9,668	978
16 1949...	321,019	304,295	16,724	149,699	142,989	6,710	116,462	111,216	5,246	25,265	25,265	...
17 Corn harvested for grain.....multiple units reporting 1954...	959	882	77	487	458	29	365	335	30	19	17	2
18 1949...	1,464	1,320	144	832	759	73	426	392	34	47	47	...
19 subunits reporting 1954...	2,860	2,679	181	1,296	1,240	56	1,228	1,152	76	122	105	17
20 1949...	4,644	4,307	337	2,338	2,175	163	1,548	1,456	92	339	339	...
21 acres 1954...	77,663	73,467	4,196	31,203	30,033	1,170	37,152	35,110	2,042	3,852	3,452	400
22 1949...	107,494	100,264	7,230	52,379	49,501	2,878	36,395	34,061	2,334	8,398	8,398	...
23 bushels 1954...	877,826	838,073	39,753	340,970	331,250	9,720	421,980	401,587	20,393	49,950	45,430	4,520
24 1949...	1,666,958	1,590,900	76,058	788,933	759,818	29,115	575,013	553,129	21,884	145,840	145,840	...
25 Cotton harvested.....multiple units reporting 1954...	831	758	73	409	381	28	323	296	27	18	16	2
26 1949...	1,108	991	117	619	559	60	334	307	27	41	41	...
27 subunits reporting 1954...	2,248	2,088	160	989	942	46	966	900	66	117	100	17
28 1949...	3,200	2,960	240	1,585	1,471	114	1,071	1,006	65	269	269	...
29 acres 1954...	38,078	36,283	1,795	16,090	15,636	454	17,631	16,833	798	1,576	1,387	189
30 1949...	49,796	47,096	2,700	22,501	21,442	1,059	17,355	16,678	677	5,259	5,259	...
31 bales 1954...	25,772	24,659	1,113	10,896	10,616	280	11,891	11,379	512	1,171	1,047	124
32 1949...	23,558	22,582	976	10,127	9,780	347	8,675	8,470	205	2,669	2,669	...
33 Tobacco harvested.....multiple units reporting 1954...	1	1
34 1949...	1	1
35 subunits reporting 1954...	1	1
36 1949...	1	1
37 acres 1954...	5	5
38 1949...	5	5
39 pounds 1954...	4,500	4,500
40 1949...	3,000	3,000
41 Peanuts harvested for picking or threshing.....multiple units reporting 1954...	876	802	74	436	408	28	340	310	30	17	15	2
42 1949...	1,431	1,289	142	811	740	71	416	383	33	47	47	...
43 subunits reporting 1954...	2,464	2,303	161	1,051	1,003	48	1,101	1,029	72	126	109	17
44 1949...	4,374	4,058	316	2,192	2,046	146	1,501	1,409	92	286	286	...
45 acres 1954...	54,787	52,163	2,624	19,573	19,048	525	29,047	27,715	1,332	1,779	1,504	275
46 1949...	97,637	92,101	5,536	45,534	43,413	2,121	36,798	34,894	1,904	5,285	5,285	...
47 pounds 1954...	39,560,941	37,897,635	1,663,306	13,964,432	13,643,451	320,981	20,897,977	20,044,464	853,513	1,557,478	1,412,478	145,000
48 1949...	78,527,111	74,025,947	4,501,164	35,786,998	34,471,728	1,315,270	29,448,588	28,103,194	1,345,394	3,974,781	3,974,781	...
49 Horses and/or mules.....multiple units reporting 1954...	809	736	73	413	386	27	309	280	29	19	17	2
50 1950...	1,372	1,232	140	771	701	70	407	374	33	44	44	...
51 number 1954...	4,154	3,906	248	1,818	1,746	72	1,821	1,717	104	302	273	29
52 1950...	7,539	7,041	498	3,791	3,559	232	2,543	2,413	130	588	588	...
53 Landlord-tenant operations containing multiple units: All subunits including home farm.....number 1954...	4,015	3,790	225	1,954	1,877	77	1,610	1,519	91	161	144	17
54 1950...	6,132	5,701	431	3,234	3,012	222	1,992	1,883	109	404	404	...
55 Land in all subunits including home farm.....acres 1954...	760,027	733,086	26,941	322,591	314,382	8,209	331,779	321,911	9,868	49,808	47,392	2,416
56 1950...	927,544	882,366	45,178	463,518	444,337	19,181	305,910	292,801	13,109	84,203	84,203	...
57 Owned by operator of multiple unit.....acres 1954...	573,011	557,109	15,902	322,591	314,382	8,209	207,994	200,717	6,377	43,326	42,010	1,316
58 1950...	735,256	709,052	26,204	463,518	444,337	19,181	289,863	189,840	7,023	74,875	74,875	...
59 Rented by operator of multiple unit.....acres 1954...	187,016	175,977	11,039	124,685	121,194	3,491	6,482	5,382	1,100
60 1950...	192,288	173,314	18,974	109,047	102,961	6,086	9,328	9,328	...
61 Subunits not included in multiple units.....operators reporting 1954...	249	233	16	141	134	7	84	78	6	4	4	...
62 1950...	376	335	41	246	218	28	98	90	8	12	12	...
63 number 1954...	506	484	22	310	301	9	154	147	7	5	5	...
64 1950...	746	683	63	490	449	41	195	184	11	26	26	...
65 Share tenants.....number 1954...	164	159	5	108	106	2	46	45	1	2	2	...
66 1950...	225	213	12	124	119	5	72	69	3	19	19	...
67 Other tenants, not croppers nor share tenants.....number 1954...	342	325	17	202	195	7	108	102	6	3	3	...
68 1950...	521	470	51	366	330	36	123	115	8	7	7	...
69 Land in subunits not included in multiple units.....acres 1954...	35,033	33,941	1,092	21,832	21,454	378	10,406	9,982	424	1,521	1,521	...
70 1950...	64,959	61,495	3,464	37,652	35,547	2,105	20,290	19,408	882	5,321	5,321	...

TENURE OF OPERATOR: CENSUSES OF 1954 AND 1950—Continued

Area 8—Continued			Areas 9 and E															
Color and tenure of operator—Con.			Color and tenure of operator															
Tenants			All operators			Full owners			Part owners			Managers			Tenants			
Total	White	Non-white	Total	White	Non-white	Total	White	Non-white	Total	White	Non-white	Total	White	Non-white	Total	White	Non-white	
72	70	2	478	465	13	363	353	10	104	101	3	2	2	...	9	9	...	1
134	128	6	352	346	6	293	288	5	53	52	1	2	2	...	4	4	...	2
177	173	4	1,116	1,089	27	837	817	20	243	236	7	16	16	...	20	20	...	3
315	302	13	821	809	12	672	662	10	130	128	2	4	4	...	15	15	...	4
72	70	2	478	465	13	363	353	10	104	101	3	2	2	...	9	9	...	5
127	121	6	336	330	6	277	272	5	53	52	1	2	2	...	4	4	...	6
105	103	2	638	624	14	474	464	10	139	135	4	14	14	...	11	11	...	7
188	181	7	485	479	6	395	390	5	77	76	1	2	2	...	11	11	...	8
29,958	29,617	341	282,252	280,362	1,890	226,583	225,169	1,414	52,209	51,733	476	1,003	1,003	...	2,457	2,457	...	9
43,520	42,850	670	212,976	211,814	1,162	158,111	157,006	1,105	51,816	51,759	57	816	816	...	2,233	2,233	...	10
26,788	26,557	231	260,669	258,928	1,741	209,855	208,578	1,277	48,000	47,536	464	749	749	...	2,065	2,065	...	11
31,323	30,821	502	186,480	185,484	996	134,836	133,868	968	48,797	48,769	28	788	788	...	2,059	2,059	...	12
3,170	3,060	110	21,583	21,434	149	16,728	16,591	137	4,209	4,197	12	254	254	...	392	392	...	13
12,197	12,029	168	26,496	26,330	166	23,275	23,138	137	3,019	2,990	29	28	28	...	174	174	...	14
9,969	9,823	146	37,989	37,624	365	26,472	26,197	275	10,399	10,309	90	245	245	...	873	873	...	15
15,313	14,895	418	24,293	24,127	166	19,264	19,122	142	4,305	4,281	24	197	197	...	527	527	...	16
70	68	2	442	430	12	333	324	9	99	96	3	2	2	...	8	8	...	17
124	118	6	310	305	5	257	253	4	49	48	1	1	1	...	3	3	...	18
133	130	3	696	678	18	511	497	14	165	161	4	9	9	...	11	11	...	19
251	240	11	521	514	7	417	412	5	93	91	2	1	1	...	10	10	...	20
4,229	4,153	76	17,693	17,498	195	12,180	12,021	159	5,097	5,061	36	147	147	...	269	269	...	21
6,286	6,047	239	10,209	10,132	77	8,203	8,146	57	1,821	1,801	20	50	50	...	135	135	...	22
60,148	59,198	950	325,977	322,537	3,440	225,591	222,696	2,895	91,381	90,836	545	3,435	3,435	...	5,570	5,570	...	23
93,246	88,231	5,015	150,111	149,401	710	118,107	117,647	460	28,066	27,816	250	1,500	1,500	...	2,438	2,438	...	24
57	55	2	246	236	10	168	161	7	70	67	3	2	2	...	6	6	...	25
102	97	5	159	156	3	125	122	3	30	30	...	1	1	...	3	3	...	26
101	98	3	329	318	11	214	206	8	104	101	3	3	3	...	8	8	...	27
184	177	7	229	225	4	175	171	4	49	49	...	2	2	...	3	3	...	28
1,605	1,590	15	2,517	2,483	34	1,615	1,588	27	825	818	7	21	21	...	56	56	...	29
2,540	2,473	67	2,775	2,751	24	1,993	1,969	24	661	661	...	25	25	...	96	96	...	30
1,049	1,045	4	1,843	1,814	29	1,142	1,120	22	645	638	7	17	17	...	39	39	...	31
979	958	21	748	736	12	531	519	12	191	191	...	5	5	...	21	21	...	32
69	67	2	439	428	11	332	323	9	96	94	2	2	2	...	9	9	...	33
110	105	5	309	305	4	257	253	4	47	47	...	1	1	...	4	4	...	34
129	127	2	701	688	13	500	489	11	175	173	2	12	12	...	14	14	...	35
191	184	7	461	456	5	371	366	5	79	79	...	2	2	...	9	9	...	36
487	479	8	2,921	2,895	26	2,058	2,035	23	711	708	3	73	73	...	79	79	...	37
598	584	14	1,559	1,549	10	1,233	1,223	10	260	260	...	14	14	...	52	52	...	38
529,937	522,737	7,200	3,669,718	3,644,758	24,960	2,546,420	2,524,460	21,960	927,413	924,413	3,000	118,135	118,135	...	77,750	77,750	...	39
691,458	672,958	18,500	1,885,707	1,879,207	6,500	1,484,015	1,477,515	6,500	309,892	309,892	...	14,500	14,500	...	77,300	77,300	...	40
24	24	...	13	13	...	9	9	...	4	4	41
65	62	3	17	16	1	13	13	...	4	3	1	42
32	32	...	17	17	...	12	12	...	5	5	43
102	99	3	22	21	1	18	18	...	4	3	1	44
271	271	...	145	145	...	104	104	...	41	41	45
824	792	32	240	237	3	205	205	...	35	32	3	46
159,294	159,294	...	45,758	45,758	...	26,718	26,718	...	19,040	19,040	47
551,673	539,173	12,500	110,424	109,024	1,400	96,600	96,600	...	13,824	12,424	1,400	48
52	50	2	346	336	10	261	253	8	76	74	2	2	2	...	7	7	...	49
122	116	6	303	297	6	252	247	5	47	46	1	1	1	...	3	3	...	50
101	98	3	634	612	22	489	469	20	124	122	2	10	10	...	11	11	...	51
322	308	14	753	743	10	605	597	8	136	134	2	3	3	...	9	9	...	52
207	202	5	1,319	1,290	29	980	959	21	302	294	8	17	17	...	20	20	...	53
360	347	13	1,053	1,040	13	844	833	11	186	184	2	5	5	...	18	18	...	54
32,221	31,858	363	294,259	292,339	1,920	233,800	232,366	1,434	56,949	56,463	486	1,053	1,053	...	2,457	2,457	...	55
49,131	48,461	670	235,047	233,880	1,167	174,886	173,776	1,110	56,963	56,906	57	823	823	...	2,375	2,375	...	56
...	279,416	277,549	1,867	233,800	232,366	1,434	44,670	44,237	433	946	946	57
...	205,687	204,549	1,138	174,886	173,776	1,110	30,101	30,073	28	700	700	58
32,221	31,858	363	14,843	14,790	53	12,279	12,226	53	107	107	...	2,457	2,457	...	59
49,131	48,461	670	29,360	29,331	29	26,862	26,833	29	123	123	...	2,375	2,375	...	60
14	13	1	121	119	2	87	86	1	33	32	1	1	1	61
24	24	...	117	116	1	91	90	1	23	23	...	1	1	62
30	29	1	203	201	2	143	142	1	59	58	1	1	1	63
45	45	...	232	231	1	172	171	1	56	56	...	1	1	64
17	16	1	137	136	1	99	98	1	38	38	65
30	30	...	130	130	...	99	99	...	28	28	...	1	1	66
13	13	...	66	65	1	44	44	...	21	20	1	1	1	67
15	15	...	102	101	1	73	72	1	28	28	1	1	...	68
2,263	2,241	22	12,007	11,977	30	7,217	7,197	20	4,740	4,730	10	50	50	69
5,611	5,611	...	22,071	22,066	5	16,775	16,770	5	5,147	5,147	...	7	7	...	142	142	...	70

MULTIPLE-UNIT OPERATIONS

Economic Area Table 3.—MULTIPLE-UNIT OPERATIONS, BY TYPE OF FARM: CENSUSES OF 1954 AND 1950

Item (For definitions and explanations, see text)		The State								
		Total	Type of farm							
			Cotton	Tobacco	Peanut	Cotton and tobacco	Cotton and peanut	Tobacco and peanut	Cotton, tobacco, and peanut	Miscellaneous
1 Multiple-unit operations.....number	1954...	14,912	5,730	1,140	280	2,059	2,661	121	1,365	1,556
2	1950...	19,227	7,486	1,022	946	1,721	4,095	438	1,753	1,766
3 Subunits in multiple-unit operations.....total number	1954...	41,281	16,307	2,742	755	5,210	8,395	299	4,032	3,541
4	1950...	55,261	21,374	2,401	2,763	4,493	13,632	1,094	5,369	4,135
5 Home farms.....number	1954...	14,422	5,500	1,117	272	2,001	2,573	118	1,315	1,526
6	1950...	17,877	6,940	966	894	1,613	3,741	417	1,605	1,701
7 Cropper farms.....number	1954...	26,859	10,807	1,625	483	3,209	5,822	181	2,717	2,015
8	1950...	37,384	14,434	1,435	1,869	2,880	9,891	677	3,764	2,434
9 Land in multiple-unit operations.... total acres	1954...	7,213,079	2,371,811	585,582	199,716	818,627	1,738,701	56,854	609,101	832,687
10	1950...	8,146,765	2,634,298	406,922	498,672	682,838	2,157,805	161,327	747,722	857,181
11 Home farms.....acres	1954...	6,031,604	1,966,015	521,187	178,162	673,665	1,413,661	48,552	469,616	760,746
12	1950...	6,253,902	1,999,653	337,283	396,294	534,991	1,580,148	124,756	535,374	745,403
13 Cropper farms.....acres	1954...	1,181,475	405,796	64,395	21,554	144,962	325,040	8,302	139,485	71,941
14	1950...	1,892,863	634,645	69,639	102,378	147,847	577,657	36,571	212,348	111,778
15 Cropland harvested.....total acres	1954...	2,064,281	705,936	91,748	52,574	225,222	588,072	14,225	218,565	167,939
16	1949...	2,560,483	834,242	69,989	153,870	174,491	820,844	51,209	269,876	185,962
17 Corn harvested for grain.....multiple units reporting	1954...	14,016	5,401	1,072	258	1,921	2,591	115	1,327	1,331
18	1949...	18,291	7,184	952	915	1,656	4,043	427	1,724	1,390
19 subunits reporting	1954...	30,191	12,044	1,773	547	3,518	6,809	208	3,052	2,240
20	1949...	43,204	16,690	1,660	2,182	3,408	11,601	828	4,382	2,453
21 acres	1954...	703,453	203,977	45,264	17,339	88,660	209,518	6,417	83,467	48,811
22	1949...	886,963	258,957	34,913	56,355	73,225	290,053	21,417	103,734	48,309
23 bushels	1954...	8,311,898	1,923,628	809,618	197,276	1,087,986	2,306,440	119,315	1,184,739	682,896
24	1949...	12,800,533	3,662,886	539,381	786,079	1,011,086	4,086,917	322,603	1,590,477	801,104
25 Cotton harvested.....multiple units reporting	1954...	12,791	5,730	391	40	2,059	2,661	31	1,365	514
26	1949...	15,932	7,486	175	132	1,721	4,095	54	1,753	516
27 subunits reporting	1954...	27,006	12,963	480	52	3,446	6,385	61	2,890	749
28	1949...	36,310	17,472	231	202	3,020	10,661	42	3,882	780
29 acres	1954...	407,616	213,194	2,251	382	39,144	107,379	214	38,005	7,047
30	1949...	605,126	319,787	1,059	322	37,974	186,469	341	50,951	7,100
31 bales	1954...	251,544	125,370	1,670	242	24,205	69,760	164	25,855	4,278
32	1949...	254,788	136,793	460	747	12,813	79,236	153	20,947	3,639
33 Tobacco harvested.....multiple units reporting	1954...	4,885	35	1,140	1	2,059	49	121	1,365	115
34	1949...	5,156	25	1,022	13	1,721	83	438	1,753	101
35 subunits reporting	1954...	8,744	44	1,914	2	3,624	63	211	2,722	164
36	1949...	9,298	34	1,651	16	3,092	105	707	3,553	140
37 acres	1954...	31,786	69	8,203	2	12,929	105	834	9,197	447
38	1949...	27,470	64	5,669	34	9,501	175	2,153	9,523	351
39 pounds	1954...	34,006,015	65,698	9,854,167	1,600	12,947,205	109,095	964,477	9,572,544	491,229
40	1949...	32,178,082	66,298	6,698,249	30,940	11,115,043	204,750	2,434,287	11,267,383	361,132
41 Peanuts harvested for picking or threshing.....multiple units reporting	1954...	4,802	78	59	280	68	2,661	121	1,365	170
42	1949...	7,841	188	62	946	149	4,095	438	1,753	210
43 subunits reporting	1954...	10,022	113	66	590	80	6,187	181	2,532	273
44	1949...	18,436	284	106	2,289	195	10,542	758	3,896	366
45 acres	1954...	171,105	543	326	19,570	368	117,461	1,949	28,156	2,732
46	1949...	333,289	1,732	372	68,377	753	194,188	11,328	53,364	3,175
47 pounds	1954...	105,444,745	218,388	210,474	14,197,630	222,923	73,550,814	1,264,154	14,170,408	1,609,954
48	1949...	258,168,643	1,093,922	274,212	56,797,504	712,548	148,638,418	7,929,861	39,890,019	2,832,159
49 Horses and/or mules....multiple units reporting	1954...	12,117	4,732	871	190	1,666	2,239	106	1,199	1,114
50	1950...	17,613	6,845	931	860	1,595	3,848	404	1,457	1,457
51 number	1954...	40,897	17,010	1,724	626	3,837	10,706	236	4,039	2,719
52	1950...	72,121	27,433	2,309	686	4,692	21,326	1,264	7,254	4,157
53 Landlord-tenant operations containing multiple units:										
54 All subunits including home farm.....number	1954...	48,543	18,909	3,304	872	5,986	9,943	367	4,533	4,629
55	1950...	65,646	25,298	2,872	3,263	5,294	16,112	1,273	6,080	5,454
56 Land in all subunits including home farm.....acres	1954...	7,694,477	2,525,758	618,913	206,705	872,887	1,873,372	67,013	643,657	886,172
57	1950...	8,945,789	2,907,845	444,537	545,717	743,394	2,371,423	174,328	802,684	955,861
58 Owned by operator of multiple unit.....acres	1954...	6,510,361	2,070,218	585,436	168,824	810,019	1,473,382	62,382	554,889	785,211
59	1950...	7,664,091	2,447,477	405,677	454,309	692,257	1,940,096	154,838	721,685	847,752
60 Rented by operator of multiple unit.....acres	1954...	1,184,116	455,540	33,477	37,881	62,868	399,990	4,631	88,768	100,961
61	1950...	1,281,698	460,368	38,860	91,408	51,137	431,327	19,490	80,999	108,109
62 Subunits not included in multiple units.....operators reporting	1954...	3,664	1,316	287	70	463	689	28	315	496
63	1950...	5,212	1,967	254	264	443	1,152	97	426	609
64 number	1954...	7,262	2,602	562	117	776	1,548	68	501	1,088
65	1950...	10,385	3,924	471	500	801	2,480	179	711	1,319
66 Share tenants.....number	1954...	3,796	1,179	418	61	561	695	28	360	494
67	1950...	5,012	1,841	293	188	491	1,063	95	489	552
68 Other tenants, not croppers nor share tenants.....number	1954...	3,466	1,423	144	56	215	853	40	141	594
69	1950...	5,373	2,083	178	312	310	1,417	84	222	767
70 Land in subunits not included in multiple units.....acres	1954...	481,398	153,947	33,331	6,989	54,260	134,671	10,159	34,556	53,485
	1950...	799,024	273,547	37,615	47,045	60,556	213,618	13,001	54,962	98,680

MULTIPLE-UNIT OPERATIONS

Economic Area Table 3.—MULTIPLE-UNIT OPERATIONS, BY TYPE OF FARM: CENSUSES OF 1954 AND 1950—Continued

Item (For definitions and explanations, see text)	Area 2								
	Total	Type of farm							Miscellaneous
		Cotton	Tobacco	Peanut	Cotton and tobacco	Cotton and peanut	Tobacco and peanut	Cotton, tobacco, and peanut	
1 Multiple-unit operations.....number 1954...	247	40	1	206
2 1950...	324	73	2	249
3 Subunits in multiple-unit operations.....total number 1954...	554	95	2	457
4 1950...	716	173	4	539
5 Home farms.....number 1954...	243	40	1	202
6 1950...	321	71	2	248
7 Cropper farms.....number 1954...	311	55	1	255
8 1950...	395	102	2	291
9 Land in multiple-unit operations....total acres 1954...	57,653	6,440	123	51,090
10 1950...	73,598	15,212	540	57,846
11 Home farms.....acres 1954...	49,828	5,174	120	44,534
12 1950...	63,113	11,789	527	50,797
13 Cropper farms.....acres 1954...	7,825	1,266	3	6,556
14 1950...	10,485	3,423	13	7,049
15 Cropland harvested.....total acres 1954...	6,020	1,394	18	4,608
16 1949...	9,162	2,832	42	6,288
17 Corn harvested for grain.....multiple units reporting 1954...	239	39	1	199
18 1949...	304	73	2	229
19 subunits reporting 1954...	433	74	2	357
20 1949...	537	132	4	401
21 acres 1954...	3,521	701	8	2,812
22 1949...	4,617	1,265	28	3,324
23 bushels 1954...	84,063	8,085	325	75,653
24 1949...	110,088	22,389	550	87,149
25 Cotton harvested.....multiple units reporting 1954...	46	40	6
26 1949...	83	73	10
27 subunits reporting 1954...	65	59	6
28 1949...	120	109	11
29 acres 1954...	433	417	16
30 1949...	861	808	53
31 bales 1954...	307	293	14
32 1949...	237	221	16
33 Tobacco harvested.....multiple units reporting 1954...	2	...	1	1
34 1949...	2	...	2
35 subunits reporting 1954...	2	...	1	1
36 1949...	3	...	3
37 acres 1954...	1	...	1	(2)
38 1949...	2	...	2
39 pounds 1954...	1,150	...	900	250
40 1949...	2,100	...	2,100
41 Peanuts harvested for picking or threshing.....multiple units reporting 1954...
42 1949...	1	1
43 subunits reporting 1954...
44 1949...	2	2
45 acres 1954...
46 1949...	1	1
47 pounds 1954...
48 1949...	150	150
49 Horses and/or mules....multiple units reporting 1954...	199	40	1	158
50 1950...	290	69	2	219
51 number 1954...	334	86	1	247
52 1950...	581	156	4	421
53 Landlord-tenant operations containing multiple units:									
54 All subunits including home farm.....number 1954...	628	98	2	528
55 1950...	864	209	4	651
56 Land in all subunits including home farm.....acres 1954...	60,164	6,489	123	53,552
57 1950...	78,023	16,492	540	60,991
58 Owned by operator of multiple unit.....acres 1954...	58,487	5,956	123	52,408
59 1950...	72,727	14,809	540	57,378
60 Rented by operator of multiple unit.....acres 1954...	1,677	533	1,144
61 1950...	5,296	1,683	3,613
62 Subunits not included in multiple units.....operators reporting 1954...	48	3	45
63 1950...	92	20	72
64 number 1954...	74	3	71
65 1950...	148	36	112
66 Share tenants.....number 1954...	36	2	34
67 1950...	62	17	45
68 Other tenants, not croppers nor share tenants.....number 1954...	38	1	37
69 1950...	86	19	67
70 Land in subunits not included in multiple units.....acres 1954...	2,511	49	2,462
1950...	4,425	1,280	3,145

Z Reported in small fractions.

Economic Area Table 3.—MULTIPLE-UNIT OPERATIONS, BY TYPE OF FARM: CENSUSES OF 1954 AND 1950—Continued

Item (For definitions and explanations, see text)		Area J and B								
		Total	Type of farm							
			Cotton	Tobacco	Peanut	Cotton and tobacco	Cotton and peanut	Tobacco and peanut	Cotton, tobacco, and peanut	Miscellaneous
1	Multiple-unit operations.....number 1954...	1,771	1,387	...	2	...	7	375
2	1950...	2,300	1,986	4	310
3	Subunits in multiple-unit operations.....total number 1954...	4,240	3,414	...	4	...	17	805
4	1950...	5,685	5,014	9	662
5	Home farms.....number 1954...	1,719	1,340	...	2	...	7	370
6	1950...	2,161	1,864	3	294
7	Cropper farms.....number 1954...	2,521	2,074	...	2	...	10	435
8	1950...	3,524	3,150	6	368
9	Land in multiple-unit operations.... total acres 1954...	419,811	322,697	...	191	...	964	95,959
10	1950...	493,681	428,710	619	64,352
11	Home farms.....acres 1954...	337,005	250,268	...	184	...	695	85,858
12	1950...	351,002	300,275	385	50,342
13	Cropper farms.....acres 1954...	82,806	72,429	...	7	...	269	10,101
14	1950...	142,679	128,435	234	14,010
15	Cropland harvested.....total acres 1954...	104,140	90,304	...	16	...	274	13,546
16	1949...	151,845	138,242	159	13,444
17	Corn harvested for grain.....multiple units reporting 1954...	1,679	1,334	...	2	...	7	336
18	1949...	2,196	1,926	3	267
19	subunits reporting 1954...	3,184	2,630	...	2	...	14	538
20	1949...	4,443	4,006	7	430
21	acres 1954...	36,254	30,214	...	13	...	111	5,916
22	1949...	52,203	46,533	58	5,612
23	bushels 1954...	430,314	345,905	...	100	...	1,215	83,094
24	1949...	833,081	734,644	970	97,467
25	Cotton harvested.....multiple units reporting 1954...	1,443	1,387	7	49
26	1949...	2,046	1,986	4	56
27	subunits reporting 1954...	2,606	2,534	11	61
28	1949...	4,022	3,948	6	68
29	acres 1954...	27,373	27,029	64	280
30	1949...	51,082	50,610	43	429
31	bales 1954...	15,805	15,596	37	172
32	1949...	20,383	20,182	18	183
33	Tobacco harvested.....multiple units reporting 1954...
34	1949...
35	subunits reporting 1954...
36	1949...
37	acres 1954...
38	1949...
39	pounds 1954...
40	1949...
41	Peanuts harvested for picking or threshing.....multiple units reporting 1954...	17	4	...	2	...	7	4
42	1949...	18	11	4	3
43	subunits reporting 1954...	18	4	...	2	...	7	5
44	1949...	21	12	5	4
45	acres 1954...	52	4	...	2	...	32	14
46	1949...	20	11	7	2
47	pounds 1954...	10,291	2,329	...	1,384	...	5,178	1,400
48	1949...	6,648	3,988	2,020	640
49	Horses and/or mules....multiple units reporting 1954...	1,495	1,223	...	1	...	7	264
50	1950...	2,145	1,872	3	270
51	number 1954...	4,103	3,560	...	1	...	14	528
52	1950...	6,974	6,361	10	603
53	Landlord-tenant operations containing multiple units: All subunits including home farm.....number 1954...	4,849	3,899	...	4	...	17	929
54	1950...	6,609	5,808	10	791
55	Land in all subunits including home farm.....acres 1954...	447,840	347,134	...	191	...	964	99,551
56	1950...	552,937	480,687	704	71,546
57	Owned by operator of multiple unit.....acres 1954...	397,016	301,330	...	191	...	836	94,659
58	1950...	497,395	430,666	704	66,025
59	Rented by operator of multiple unit.....acres 1954...	50,824	45,804	128	4,892
60	1950...	55,542	50,021	5,521
61	Subunits not included in multiple units.....operators reporting 1954...	366	281	85
62	1950...	537	458	1	78
63	number 1954...	609	485	124
64	1950...	924	794	1	129
65	Share tenants.....number 1954...	339	286	53
66	1950...	541	480	1	60
67	Other tenants, not croppers nor share tenants.....number 1954...	270	199	71
68	1950...	383	314	69
69	Land in subunits not included in multiple units.....acres 1954...	28,029	24,437	3,592
70	1950...	59,256	51,977	85	7,194

MULTIPLE-UNIT OPERATIONS

Economic Area Table 3.—MULTIPLE-UNIT OPERATIONS, BY TYPE OF FARM: CENSUSES OF 1954 AND 1950—Continued

Item (For definitions and explanations, see text)		Area 4a								
		Total	Type of farm							
			Cotton	Tobacco	Peanut	Cotton and tobacco	Cotton and peanut	Tobacco and peanut	Cotton, tobacco, and peanut	Miscellaneous
1	Multiple-unit operations.....number 1954...	1,992	1,828	1	163
2	1950...	2,723	2,487	8	228
3	Subunits in multiple-unit operations.....total number 1954...	5,968	5,588	3	377
4	1950...	8,101	7,545	22	534
5	Home farms.....number 1954...	1,911	1,749	1	161
6	1950...	2,516	2,291	8	217
7	Cropper farms.....number 1954...	4,057	3,839	2	216
8	1950...	5,585	5,254	14	317
9	Land in multiple-unit operations....total acres 1954...	759,824	680,317	800	78,707
10	1950...	938,242	840,519	2,700	95,023
11	Home farms.....acres 1954...	620,972	547,558	762	72,652
12	1950...	705,699	620,447	2,269	82,983
13	Cropper farms.....acres 1954...	138,852	132,759	38	6,055
14	1950...	232,543	220,072	431	12,040
15	Cropland harvested.....total acres 1954...	228,324	209,810	106	18,408
16	1949...	308,106	283,369	522	24,215
17	Corn harvested for grain.....multiple units reporting 1954...	1,824	1,699	1	124
18	1949...	2,574	2,396	8	170
19	subunits reporting 1954...	4,184	3,988	2	194
20	1949...	6,166	5,858	18	290
21	acres 1954...	51,511	48,653	37	2,821
22	1949...	78,470	74,449	177	3,844
23	bushels 1954...	547,574	507,609	300	39,665
24	1949...	1,171,651	1,094,813	3,596	73,242
25	Cotton harvested.....multiple units reporting 1954...	1,907	1,828	1	78
26	1949...	2,590	2,487	8	95
27	subunits reporting 1954...	4,705	4,590	3	112
28	1949...	6,481	6,321	18	142
29	acres 1954...	72,700	71,730	56	914
30	1949...	113,035	111,521	176	1,338
31	bales 1954...	42,914	42,287	29	598
32	1949...	53,622	52,597	96	929
33	Tobacco harvested.....multiple units reporting 1954...
34	1949...
35	subunits reporting 1954...
36	1949...
37	acres 1954...
38	1949...
39	pounds 1954...
40	1949...
41	Peanuts harvested for picking or threshing.....multiple units reporting 1954...	6	4	1	1
42	1949...	27	17	8	2
43	subunits reporting 1954...	10	6	2	2
44	1949...	37	22	12	3
45	acres 1954...	19	4	13	2
46	1949...	65	28	34	3
47	pounds 1954...	7,400	1,200	5,000	1,200
48	1949...	33,968	11,398	21,870	700
49	Horses and/or mules....multiple units reporting 1954...	1,644	1,515	1	128
50	1950...	2,483	2,285	8	190
51	number 1954...	5,940	5,637	4	299
52	1950...	10,110	9,461	24	625
53	Landlord-tenant operations containing multiple units:									
54	All subunits including home farm.....number 1954...	6,682	6,215	3	464
55	1950...	9,459	8,738	28	693
56	Land in all subunits including home farm.....acres 1954...	795,679	712,276	800	82,603
57	1950...	1,023,994	914,757	3,734	105,503
58	Owned by operator of multiple unit.....acres 1954...	651,836	579,704	72,132
59	1950...	847,307	758,544	2,374	86,389
60	Rented by operator of multiple unit.....acres 1954...	143,843	132,572	800	10,471
61	1950...	176,687	156,213	1,360	19,114
62	Subunits not included in multiple units.....operators reporting 1954...	426	375	51
63	1950...	706	624	4	78
64	number 1954...	714	627	87
65	1950...	1,358	1,193	6	159
66	Share tenants.....number 1954...	311	279	32
67	1950...	584	537	47
68	Other tenants, not croppers nor share tenants.....number 1954...	403	348	55
69	1950...	774	656	6	112
70	Land in subunits not included in multiple units.....acres 1954...	35,855	31,959	3,896
	1950...	85,752	74,238	1,034	10,480

Economic Area Table 3.—MULTIPLE-UNIT OPERATIONS, BY TYPE OF FARM: CENSUSES OF 1954 AND 1950—Continued

Item (For definitions and explanations, see text)	Area 4b									
	Total	Type of farm							Miscella- neous	
		Cotton	Tobacco	Peanut	Cotton and tobacco	Cotton and peanut	Tobacco and peanut	Cotton, tobacco, and peanut		
1 Multiple-unit operations.....number 1954...	688	603	3	82
2 1950...	933	778	...	1	7	147
3 Subunits in multiple-unit operations.....total number 1954...	2,013	1,811	11	191
4 1950...	2,774	2,396	...	2	23	353
5 Home farms.....number 1954...	671	587	3	81
6 1950...	868	716	...	1	7	144
7 Cropper farms.....number 1954...	1,342	1,224	8	110
8 1950...	1,906	1,680	...	1	16	209
9 Land in multiple-unit operations... total acres 1954...	460,670	385,775	2,339	72,556
10 1950...	590,160	460,663	...	415	8,820	120,262
11 Home farms.....acres 1954...	407,364	336,407	790	70,167
12 1950...	489,444	373,076	...	406	8,040	107,922
13 Cropper farms.....acres 1954...	53,306	49,368	1,549	2,389
14 1950...	100,716	87,587	...	9	780	12,340
15 Cropland harvested.....total acres 1954...	78,485	69,246	251	8,988
16 1949...	123,594	103,059	...	102	947	19,486
17 Corn harvested for grain.....multiple units reporting 1954...	644	577	3	64
18 1949...	844	720	...	1	7	116
19 subunits reporting 1954...	1,457	1,334	9	114
20 1949...	2,038	1,805	...	2	19	212
21 acres 1954...	23,408	21,638	116	1,654
22 1949...	34,671	30,743	...	77	435	3,416
23 bushels 1954...	172,021	154,503	636	16,882
24 1949...	402,325	345,578	...	1,010	5,485	50,252
25 Cotton harvested.....multiple units reporting 1954...	641	603	3	35
26 1949...	855	778	7	70
27 subunits reporting 1954...	1,492	1,428	9	55
28 1949...	2,065	1,943	17	105
29 acres 1954...	23,153	22,628	103	422
30 1949...	38,362	37,339	200	823
31 bales 1954...	11,546	11,288	46	212
32 1949...	17,291	16,813	87	391
33 Tobacco harvested.....multiple units reporting 1954...
34 1949...
35 subunits reporting 1954...
36 1949...
37 acres 1954...
38 1949...
39 pounds 1954...
40 1949...
41 Peanuts harvested for picking or threshing.....multiple units reporting 1954...	7	4	3
42 1949...	23	13	...	1	7	2
43 subunits reporting 1954...	8	5	3
44 1949...	34	17	...	1	12	4
45 acres 1954...	29	4	25
46 1949...	139	21	...	22	79	17
47 pounds 1954...	6,040	840	5,200
48 1949...	59,708	5,259	...	10,000	34,389	10,060
49 Horses and/or mules...multiple units reporting 1954...	611	540	3	68
50 1950...	871	728	...	1	7	135
51 number 1954...	2,390	2,194	13	183
52 1950...	3,950	3,495	...	2	34	419
53 Landlord-tenant operations containing multiple units: All subunits including home farm.....number 1954...	2,539	2,263	13	263
54 1950...	3,601	3,081	...	2	29	489
55 Land in all subunits including home farm.....acres 1954...	493,862	415,132	2,362	76,368
56 1950...	697,061	513,626	...	415	9,108	133,912
57 Owned by operator of multiple unit..acres 1954...	436,096	362,900	2,332	70,864
58 1950...	573,511	449,402	3,562	120,547
59 Rented by operator of multiple unit.....acres 1954...	57,766	52,232	30	5,504
60 1950...	83,550	64,224	...	415	5,546	13,365
61 Subunits not included in multiple units.....operators reporting 1954...	192	157	1	34
62 1950...	314	266	3	45
63 number 1954...	526	452	2	72
64 1950...	827	685	6	136
65 Share tenants.....number 1954...	154	146	8
66 1950...	301	265	36
67 Other tenants, not croppers nor share tenants.....number 1954...	372	306	2	64
68 1950...	526	420	6	100
69 Land in subunits not included in multiple units.....acres 1954...	33,192	29,357	23	3,812
70 1950...	66,901	52,963	288	13,650

MULTIPLE-UNIT OPERATIONS

Economic Area Table 3.—MULTIPLE-UNIT OPERATIONS, BY TYPE OF FARM: CENSUSES OF 1954 AND 1950—Continued

Item (For definitions and explanations, see text)	Areas 5, C, and D								
	Total	Type of farm							Miscella- neous
		Cotton	Tobacco	Peanut	Cotton and tobacco	Cotton and peanut	Tobacco and peanut	Cotton, tobacco, and peanut	
1 Multiple-unit operations.....number 1954...	569	272	...	6	...	214	77
2 1950...	836	317	...	22	...	376	121
3 Subunits in multiple-unit operations.....total number 1954...	1,616	803	...	13	...	622	178
4 1950...	2,369	914	...	49	...	1,131	275
5 Home farms.....number 1954...	550	262	...	6	...	208	74
6 1950...	783	296	...	21	...	348	118
7 Cropper farms.....number 1954...	1,066	541	...	7	...	414	104
8 1950...	1,586	618	...	28	...	783	157
9 Land in multiple-unit operations.... total acres 1954...	379,321	158,781	...	1,925	...	149,925	68,690
10 1950...	434,123	137,384	...	13,040	...	212,180	71,519
11 Home farms.....acres 1954...	320,767	136,348	...	1,764	...	119,533	63,122
12 1950...	335,331	108,446	...	11,736	...	152,179	62,970
13 Cropper farms.....acres 1954...	58,554	22,433	...	161	...	30,392	5,568
14 1950...	98,792	28,938	...	1,304	...	60,001	8,549
15 Cropland harvested.....total acres 1954...	97,779	49,254	...	138	...	35,027	13,360
16 1949...	124,911	45,839	...	1,954	...	61,982	15,136
17 Corn harvested for grain.....multiple units reporting 1954...	524	254	...	4	...	209	57
18 1949...	804	313	...	20	...	373	98
19 subunits reporting 1954...	1,209	603	...	4	...	499	103
20 1949...	1,916	758	...	32	...	958	168
21 acres 1954...	33,624	16,885	...	53	...	13,873	2,813
22 1949...	47,558	17,770	...	778	...	24,307	4,703
23 bushels 1954...	189,608	91,577	...	380	...	82,977	14,674
24 1949...	535,393	199,262	...	11,337	...	263,554	61,240
25 Cotton harvested.....multiple units reporting 1954...	519	272	214	33
26 1949...	741	317	376	48
27 subunits reporting 1954...	1,179	636	491	52
28 1949...	1,736	761	902	73
29 acres 1954...	20,099	11,712	7,820	567
30 1949...	32,654	15,312	16,648	694
31 bales 1954...	11,088	6,529	4,270	289
32 1949...	14,015	6,812	6,928	275
33 Tobacco harvested.....multiple units reporting 1954...	2	1	1
34 1949...
35 subunits reporting 1954...	2	1	1
36 1949...
37 acres 1954...	3	2	1
38 1949...
39 pounds 1954...	2,200	1,000	1,200
40 1949...
41 Peanuts harvested for picking or threshing.....multiple units reporting 1954...	249	17	...	6	...	214	12
42 1949...	456	26	...	22	...	376	32
43 subunits reporting 1954...	414	19	...	6	...	368	21
44 1949...	848	31	...	24	...	449	49
45 acres 1954...	3,578	61	...	36	...	3,316	165
46 1949...	8,206	162	...	491	...	7,147	406
47 pounds 1954...	1,782,682	37,735	...	13,310	...	1,660,978	70,659
48 1949...	4,433,310	67,804	...	272,755	...	3,873,527	219,224
49 Horses and/or mules....multiple units reporting 1954...	474	228	...	4	...	189	53
50 1950...	757	285	...	20	...	350	102
51 number 1954...	1,584	779	...	6	...	680	119
52 1950...	2,856	1,053	...	57	...	1,468	278
53 Landlord-tenant operations containing multiple units: All subunits including home farm.....number 1954...	1,933	959	...	17	...	706	251
54 1950...	2,796	1,065	...	62	...	1,313	356
55 Land in all subunits including home farm.....acres 1954...	404,682	169,793	...	2,175	...	158,666	74,048
56 1950...	478,876	151,896	...	15,651	...	232,930	78,399
57 Owned by operator of multiple unit..acres 1954...	343,372	134,228	...	2,175	...	137,087	69,882
58 1950...	388,960	109,199	...	14,734	...	194,416	70,611
59 Rented by operator of multiple unit.....acres 1954...	61,310	35,565	21,579	4,166
60 1950...	89,916	42,697	...	917	...	38,514	7,788
61 Subunits not included in multiple units.....operators reporting 1954...	164	83	...	1	...	45	35
62 1950...	228	88	...	9	...	88	43
63 number 1954...	317	156	...	4	...	84	73
64 1950...	427	151	...	13	...	182	81
65 Share tenants.....number 1954...	66	37	15	14
66 1950...	104	40	...	2	...	46	16
67 Other tenants, not croppers nor share tenants.....number 1954...	251	119	...	4	...	69	59
68 1950...	323	111	...	11	...	136	65
69 Land in subunits not included in multiple units.....acres 1954...	25,361	11,012	...	250	...	8,741	5,358
70 1950...	44,753	14,512	...	2,611	...	20,750	6,880

Economic Area Table 3.—MULTIPLE-UNIT OPERATIONS, BY TYPE OF FARM: CENSUSES OF 1954 AND 1950—Continued

Item (For definitions and explanations, see text)		Area 6								
		Total	Type of farm							
			Cotton	Tobacco	Peanut	Cotton and tobacco	Cotton and peanut	Tobacco and peanut	Cotton, tobacco, and peanut	Miscellaneous
1	Multiple-unit operations.....number	1,464	672	25	6	190	379	2	69	121
2	1950...	1,956	617	11	11	116	979	7	107	108
3	Subunits in multiple-unit operations.....total number	4,220	2,086	59	12	464	1,114	4	193	288
4	1950...	5,993	2,015	22	23	311	3,035	15	294	278
5	Home farms.....number	1,409	639	25	6	183	370	2	66	118
6	1950...	1,794	551	11	9	111	899	7	101	105
7	Cropper farms.....number	2,811	1,447	34	6	281	744	2	127	170
8	1950...	4,199	1,464	11	14	200	2,136	8	193	173
9	Land in multiple-unit operations....total acres	942,189	450,834	23,198	1,561	79,978	250,836	1,900	37,125	96,757
10	1950...	1,040,904	343,879	4,591	5,616	65,065	498,635	2,391	48,772	72,255
11	Home farms.....acres	801,933	384,611	22,219	1,414	65,713	210,663	1,843	29,534	85,936
12	1950...	814,522	267,157	4,202	4,982	53,485	381,840	2,038	39,356	61,462
13	Cropper farms.....acres	140,256	66,223	979	147	14,265	40,173	57	7,591	10,821
14	1950...	226,382	76,422	389	634	11,580	116,795	353	9,416	10,793
15	Cropland harvested.....total acres	341,094	183,211	3,252	563	23,017	89,362	86	12,110	29,493
16	1949...	393,659	136,678	681	1,816	13,448	204,099	528	16,256	20,153
17	Corn harvested for grain.....multiple units reporting	1,305	612	18	4	165	355	1	57	93
18	1949...	1,892	595	11	9	116	965	7	105	84
19	subunits reporting	3,020	1,567	29	4	302	838	1	125	154
20	1949...	4,987	1,643	15	15	240	2,638	13	256	167
21	acres	103,991	54,586	859	52	8,244	29,636	40	4,300	6,274
22	1949...	147,532	49,821	310	638	5,579	77,839	242	7,330	5,773
23	bushels	750,113	374,736	7,565	400	62,614	214,120	350	28,168	62,160
24	1949...	1,771,166	610,431	4,530	9,920	66,364	923,167	2,600	83,312	70,842
25	Cotton harvested.....multiple units reporting	1,394	672	3	...	190	379	...	69	81
26	1949...	1,868	617	116	979	...	107	49
27	subunits reporting	3,338	1,784	5	...	343	922	...	152	132
28	1949...	4,807	1,692	224	2,565	...	235	91
29	acres	73,800	45,803	68	...	4,829	19,423	...	2,142	1,535
30	1949...	119,297	50,894	3,507	60,150	...	3,712	1,034
31	bales	39,843	24,802	40	...	2,452	10,669	...	1,052	828
32	1949...	43,184	17,977	1,057	22,433	...	1,289	428
33	Tobacco harvested.....multiple units reporting	350	24	25	...	190	11	2	69	29
34	1949...	276	8	11	...	116	18	7	107	9
35	subunits reporting	509	32	38	...	288	11	2	103	35
36	1949...	392	9	11	...	176	24	8	151	13
37	acres	1,569	49	232	...	829	20	6	331	102
38	1949...	1,014	24	30	...	490	39	22	380	29
39	pounds	1,017,858	48,243	141,254	...	527,720	17,360	3,500	204,370	75,411
40	1949...	1,027,086	23,698	32,900	...	478,824	43,444	27,100	408,675	12,445
41	Peanuts harvested for picking or threshing.....multiple units reporting	533	42	2	6	5	379	2	69	28
42	1949...	1,231	91	...	11	3	979	7	107	33
43	subunits reporting	881	67	2	6	5	658	2	105	36
44	1949...	2,397	146	...	17	3	1,963	11	207	50
45	acres	9,958	425	18	88	20	7,999	10	1,040	358
46	1949...	27,753	1,087	...	423	18	23,378	127	2,173	547
47	pounds	3,285,888	113,970	4,800	35,280	5,610	2,667,606	3,300	370,688	84,634
48	1949...	16,643,727	609,218	...	273,907	9,850	14,052,675	54,300	1,287,979	355,798
49	Horses and/or mules....multiple units reporting	1,162	524	20	3	162	304	2	61	86
50	1950...	1,800	556	9	8	112	916	7	104	88
51	number	4,930	2,710	62	5	454	1,216	6	209	268
52	1950...	8,980	3,087	20	21	372	4,682	20	469	309
53	Landlord-tenant operations containing multiple units:									
54	All subunits including home farm.....number	5,169	2,538	82	13	517	1,378	4	217	420
55	1950...	7,321	2,505	26	28	386	3,663	16	329	368
56	Land in all subunits including home farm.....acres	999,302	481,611	23,850	1,578	82,892	265,294	1,900	38,048	104,129
57	1950...	1,140,407	380,456	4,871	5,899	72,767	545,377	2,446	50,574	78,017
58	Owned by operator of multiple unit..acres	817,470	367,826	23,700	1,561	76,382	220,109	1,900	28,408	97,584
59	1950...	944,832	301,753	4,486	4,999	68,873	451,078	2,316	44,790	66,537
60	Rented by operator of multiple unit.....acres	181,832	113,785	150	17	6,510	45,185	...	9,640	6,545
61	1950...	195,575	78,703	385	900	3,894	94,299	130	5,784	11,480
62	Subunits not included in multiple units.....operators reporting	412	200	12	1	26	112	...	13	48
63	1950...	583	196	3	2	29	293	1	21	38
64	number	949	452	23	1	53	264	...	24	132
65	1950...	1,328	490	4	5	75	628	1	35	90
66	Share tenants.....number	428	204	15	1	33	114	...	13	48
67	1950...	525	163	36	269	1	14	42
68	Other tenants, not croppers nor share tenants.....number	521	248	8	...	20	150	...	11	84
69	1950...	803	327	4	5	39	359	...	21	48
70	Land in subunits not included in multiple units.....acres	57,113	30,777	652	17	2,914	14,458	...	923	7,372
	1950...	99,503	36,877	280	283	7,702	46,742	55	1,802	5,762

MULTIPLE-UNIT OPERATIONS

Economic Area Table 3.—MULTIPLE-UNIT OPERATIONS, BY TYPE OF FARM: CENSUSES OF 1954 AND 1950—Continued

Item (For definitions and explanations, see text)		Area 7a								
		Total	Type of farm							
			Cotton	Tobacco	Peanut	Cotton and tobacco	Cotton and peanut	Tobacco and peanut	Cotton, tobacco, and peanut	Miscellaneous
1	Multiple-unit operations.....number 1954...	994	82	...	158	...	694	...	1	59
2	1950...	1,494	36	...	384	...	1,008	1	...	65
3	Subunits in multiple-unit operations.....total number 1954...	3,509	287	...	475	...	2,588	...	5	154
4	1950...	5,386	135	...	1,232	...	3,824	4	...	191
5	Home farms.....number 1954...	953	71	...	152	...	674	...	1	55
6	1950...	1,358	31	...	357	...	907	1	...	62
7	Cropper farms.....number 1954...	2,556	216	...	323	...	1,914	...	4	99
8	1950...	4,028	104	...	875	...	2,917	3	...	129
9	Land in multiple-unit operations....total acres 1954...	724,994	52,637	...	119,746	...	513,970	...	450	38,191
10	1950...	862,585	21,002	...	238,243	...	547,630	927	...	54,783
11	Home farms.....acres 1954...	601,741	44,996	...	105,879	...	416,306	...	358	34,202
12	1950...	648,583	17,145	...	190,706	...	392,023	842	...	47,867
13	Cropper farms.....acres 1954...	123,253	7,641	...	13,867	...	97,664	...	92	3,989
14	1950...	214,002	3,857	...	47,537	...	155,607	85	...	6,916
15	Cropland harvested.....total acres 1954...	230,600	20,302	...	31,559	...	163,748	...	402	14,589
16	1949...	321,019	9,285	...	66,811	...	219,678	453	...	24,792
17	Corn harvested for grain.....multiple units reporting 1954...	959	76	...	149	...	686	...	1	47
18	1949...	1,464	36	...	374	...	998	1	...	55
19	subunits reporting 1954...	2,860	213	...	358	...	2,197	...	4	88
20	1949...	4,644	119	...	1,011	...	3,373	4	...	137
21	acres 1954...	77,663	6,104	...	10,324	...	57,629	...	218	3,388
22	1949...	107,494	3,390	...	23,685	...	75,377	300	...	4,742
23	bushels 1954...	877,826	92,225	...	103,566	...	680,260	...	4,860	36,915
24	1949...	1,666,958	58,001	...	325,371	...	1,187,153	6,000	...	90,433
25	Cotton harvested.....multiple units reporting 1954...	831	82	...	25	...	694	...	1	29
26	1949...	1,108	36	...	38	...	1,008	1	...	25
27	subunits reporting 1954...	2,248	223	...	32	...	1,936	...	4	53
28	1949...	3,200	125	...	60	...	2,956	1	...	58
29	acres 1954...	38,078	5,356	...	295	...	31,580	...	41	806
30	1949...	49,796	3,634	...	397	...	44,844	5	...	916
31	bales 1954...	25,772	3,504	...	186	...	21,577	...	23	482
32	1949...	23,558	1,436	...	222	...	21,378	1	...	521
33	Tobacco harvested.....multiple units reporting 1954...	1	1	...
34	1949...	1	1
35	subunits reporting 1954...	1	1	...
36	1949...	1	1
37	acres 1954...	5	5	...
38	1949...	5	5
39	pounds 1954...	4,500	4,500	...
40	1949...	3,000	3,000
41	Peanuts harvested for picking or threshing.....multiple units reporting 1954...	876	3	...	158	...	694	...	1	20
42	1949...	1,431	7	...	384	...	1,008	1	...	31
43	subunits reporting 1954...	2,464	4	...	389	...	2,027	...	4	40
44	1949...	4,374	7	...	1,074	...	3,204	4	...	85
45	acres 1954...	54,787	32	...	14,051	...	40,133	...	63	508
46	1949...	97,637	82	...	33,477	...	62,983	102	...	993
47	pounds 1954...	39,560,941	47,747	...	10,495,359	...	28,554,106	...	44,000	419,729
48	1949...	78,527,111	56,990	...	27,845,962	...	49,335,371	60,000	...	1,228,788
49	Horses and/or mules....multiple units reporting 1954...	809	58	...	117	...	599	...	1	34
50	1950...	1,372	27	...	338	...	953	1	...	53
51	number 1954...	4,154	204	...	447	...	3,374	...	6	123
52	1950...	7,539	136	...	1,524	...	5,685	5	...	189
53	Landlord-tenant operations containing multiple units: All subunits including home farm.....number 1954...	4,015	325	...	530	...	2,968	...	5	187
54	1950...	6,132	147	...	1,393	...	4,354	4	...	234
55	Land in all subunits including home farm.....acres 1954...	760,027	54,284	...	122,918	...	541,189	...	450	41,186
56	1950...	927,544	22,388	...	251,467	...	591,765	927	...	60,997
57	Owned by operator of multiple unit..acres 1954...	573,011	37,462	...	93,901	...	412,693	28,955
58	1950...	735,256	20,051	...	191,999	...	475,955	47,251
59	Rented by operator of multiple unit.....acres 1954...	187,016	16,822	...	29,017	...	128,496	...	450	12,231
60	1950...	192,288	2,337	...	59,468	...	115,810	927	...	13,746
61	Subunits not included in multiple units.....operators reporting 1954...	249	18	...	38	...	173	20
62	1950...	376	6	...	98	...	252	20
63	number 1954...	506	38	...	55	...	380	33
64	1950...	746	12	...	161	...	530	43
65	Share tenants.....number 1954...	164	12	...	23	...	113	16
66	1950...	225	1	...	52	...	156	16
67	Other tenants, not croppers nor share tenants.....number 1954...	342	26	...	32	...	267	17
68	1950...	521	11	...	109	...	374	27
69	Land in subunits not included in multiple units.....acres 1954...	35,033	1,647	...	3,172	...	27,219	2,995
70	1950...	64,959	1,386	...	13,224	...	44,135	6,214

Economic Area Table 3.—MULTIPLE-UNIT OPERATIONS, BY TYPE OF FARM: CENSUSES OF 1954 AND 1950—Continued

Item (For definitions and explanations, see text)		Area 7b								
		Total	Type of farm							
			Cotton	Tobacco	Peanut	Cotton and tobacco	Cotton and peanut	Tobacco and peanut	Cotton, tobacco, and peanut	Miscellaneous
1	Multiple-unit operations.....number	1954... 2,496	64	50	101	173	1,309	59	627	113
2		1950... 3,162	23	31	487	18	1,529	217	735	122
3	Subunits in multiple-unit operations.....total number	1954... 7,185	158	107	237	427	3,898	143	1,950	265
4		1950... 9,878	75	69	1,364	48	5,079	560	2,389	294
5	Home farms.....number	1954... 2,401	59	50	99	163	1,256	58	606	110
6		1950... 2,890	17	29	466	15	1,394	201	654	114
7	Cropper farms.....number	1954... 4,784	99	57	138	264	2,642	85	1,344	155
8		1950... 6,988	58	40	898	33	3,685	359	1,735	180
9	Land in multiple-unit operations....total acres	1954... 1,389,681	22,202	12,186	75,337	47,875	793,870	24,086	306,331	107,794
10		1950... 1,542,328	15,330	6,545	228,953	4,306	784,458	79,250	342,884	80,602
11	Home farms.....acres	1954... 1,127,982	18,695	10,017	68,270	34,832	642,600	20,820	231,875	100,873
12		1950... 1,114,888	11,822	4,586	178,186	2,908	556,606	57,714	231,727	71,339
13	Cropper farms.....acres	1954... 261,699	3,507	2,169	7,067	13,043	151,270	3,266	74,456	6,921
14		1950... 427,440	3,508	1,959	50,767	1,398	227,852	21,536	111,157	9,263
15	Cropland harvested.....total acres	1954... 478,775	6,885	3,744	19,978	18,088	291,964	6,757	108,922	22,437
16		1949... 560,889	5,870	1,831	79,152	1,406	306,816	28,351	123,381	14,082
17	Corn harvested for grain.....multiple units reporting	1954... 2,396	58	42	94	159	1,277	55	612	99
18		1949... 3,043	20	30	473	16	1,509	210	719	66
19	subunits reporting	1954... 5,500	104	58	173	282	3,144	94	1,479	166
20		1949... 7,901	62	46	1,056	29	4,183	425	1,973	127
21	acres	1954... 175,749	2,516	2,205	6,688	6,997	105,003	3,271	40,485	8,584
22		1949... 193,169	2,519	1,190	29,558	464	100,585	11,236	44,441	3,176
23	bushels	1954... 2,241,430	24,062	52,609	89,665	63,805	1,285,116	61,025	550,093	115,055
24		1949... 2,923,688	35,963	15,905	411,523	6,205	1,522,167	179,867	706,277	45,781
25	Cotton harvested.....multiple units reporting	1954... 2,257	64	4	15	173	1,309	11	627	54
26		1949... 2,436	23	...	90	18	1,529	20	735	21
27	subunits reporting	1954... 4,856	110	5	20	291	2,918	13	1,417	82
28		1949... 5,863	65	...	137	30	3,826	24	1,745	36
29	acres	1954... 72,401	1,722	30	87	3,418	47,275	65	18,991	813
30		1949... 83,544	1,971	...	1,014	249	58,663	147	21,208	292
31	bales	1954... 48,736	1,136	13	56	1,963	32,438	51	12,619	460
32		1949... 36,340	740	...	508	110	26,030	66	8,752	134
33	Tobacco harvested.....multiple units reporting	1954... 953	...	50	1	173	28	59	627	15
34		1949... 1,060	...	31	10	18	38	217	735	11
35	subunits reporting	1954... 1,777	...	68	2	286	39	92	1,271	19
36		1949... 2,135	...	48	13	30	43	350	1,639	12
37	acres	1954... 5,964	...	346	2	983	66	359	4,150	58
38		1949... 5,430	...	149	24	72	75	1,111	3,981	18
39	pounds	1954... 5,732,618	...	381,204	1,600	853,439	68,546	355,621	4,008,391	63,817
40		1949... 6,238,386	...	173,554	21,050	78,702	92,410	1,155,377	4,696,165	21,128
41	Peanuts harvested for picking or threshing.....multiple units reporting	1954... 2,160	1	7	101	3	1,309	59	627	53
42		1949... 3,025	2	6	487	1	1,529	217	735	48
43	subunits reporting	1954... 4,756	4	7	179	3	3,040	90	1,352	81
44		1949... 7,849	3	35	1,102	1	4,273	408	1,960	67
45	acres	1954... 91,764	10	23	5,338	14	65,300	1,141	18,997	941
46		1949... 172,727	84	112	32,933	4	96,922	7,641	34,499	532
47	pounds	1954... 54,592,076	12,447	14,625	3,612,797	4,600	40,270,404	781,406	9,325,852	569,945
48		1949... 139,921,633	59,000	66,100	27,724,940	2,000	78,949,032	5,577,033	26,980,421	563,107
49	Horses and/or mules....multiple units reporting	1954... 2,072	49	39	61	140	1,092	51	565	75
50		1950... 2,970	21	29	456	18	1,448	203	705	90
51	number	1954... 8,710	197	94	157	347	5,290	123	2,180	322
52		1950... 15,834	171	64	1,981	56	8,870	758	3,635	299
53	Landlord-tenant operations containing multiple units:									
54	All subunits including home farm.....number	1954... 8,615	199	130	292	501	4,678	175	2,202	438
55		1950... 11,765	86	77	1,668	50	6,054	644	2,704	482
56	Land in all subunits including home farm.....acres	1954... 1,522,422	24,772	13,056	78,734	55,185	876,278	30,250	325,749	118,398
57		1950... 1,716,557	16,652	7,138	259,329	4,482	875,081	85,928	369,262	98,685
58	Owned by operator of multiple unit.....acres	1954... 1,207,331	22,733	10,881	69,947	48,185	673,860	26,809	272,275	82,641
59		1950... 1,444,174	14,443	5,557	230,921	4,290	709,464	73,759	321,612	84,128
60	Rented by operator of multiple unit.....acres	1954... 315,091	2,039	2,175	8,787	7,000	202,418	3,441	53,474	35,757
61		1950... 272,383	2,209	1,581	28,408	192	165,617	12,169	47,650	14,557
62	Subunits not included in multiple units.....operators reporting	1954... 679	28	15	28	40	346	19	156	47
63		1950... 884	9	5	144	2	447	42	181	54
64	number	1954... 1,430	41	23	55	74	780	32	252	173
65		1950... 1,887	11	8	304	2	975	84	315	188
66	Share tenants.....number	1954... 841	24	6	37	50	421	13	176	114
67		1950... 946	7	4	123	1	482	38	220	71
68	Other tenants, not croppers nor share tenants.....number	1954... 589	17	17	18	24	359	19	76	59
69		1950... 941	4	4	181	1	493	46	95	117
70	Land in subunits not included in multiple units.....acres	1954... 132,741	2,570	870	3,397	7,310	82,408	6,164	19,418	10,604
		1950... 174,229	1,322	593	30,376	176	90,623	6,678	26,378	18,083

MULTIPLE-UNIT OPERATIONS

Economic Area Table 3.—MULTIPLE-UNIT OPERATIONS, BY TYPE OF FARM: CENSUSES OF 1954 AND 1950—Continued

Item (For definitions and explanations, see text)		Area 8									
		Total	Type of farm								
			Cotton	Tobacco	Peanut	Cotton and tobacco	Cotton and peanut	Tobacco and peanut	Cotton, tobacco, and peanut	Miscellaneous	
1	Multiple-unit operations.....number	1954...	3,338	78	778	7	1,555	47	60	665	148
2		1950...	3,988	133	800	37	1,469	183	210	906	250
3	Subunits in multiple-unit operations.....total number	1954...	8,622	194	1,911	14	3,986	123	152	1,874	368
4		1950...	10,536	398	1,898	84	3,856	507	509	2,668	616
5	Home farms.....number	1954...	3,242	75	755	7	1,514	47	58	639	147
6		1950...	3,755	124	756	36	1,373	175	205	845	241
7	Cropper farms.....number	1954...	5,380	119	1,156	7	2,472	76	94	1,235	221
8		1950...	6,781	274	1,142	48	2,483	332	304	1,823	375
9	Land in multiple-unit operations....total acres	1954...	1,502,469	52,452	382,318	956	623,382	20,503	30,868	262,249	129,741
10		1950...	1,600,174	61,906	287,303	11,221	558,847	102,696	75,860	345,696	156,645
11	Home farms.....acres	1954...	1,259,945	45,810	333,806	651	511,932	17,338	25,889	205,141	119,378
12		1950...	1,261,089	48,719	232,279	9,183	433,634	86,806	61,377	294,359	134,732
13	Cropper farms.....acres	1954...	242,524	6,642	48,512	305	111,450	3,165	4,979	57,108	10,363
14		1950...	339,085	13,187	55,024	2,038	125,213	15,890	14,483	91,337	21,913
15	Cropland harvested.....total acres	1954...	383,532	9,206	65,416	320	171,736	6,357	7,382	96,590	26,525
16		1949...	442,224	17,805	58,015	3,770	149,029	26,581	21,664	129,404	35,956
17	Corn harvested for grain.....multiple units reporting	1954...	3,168	69	741	5	1,463	46	59	654	131
18		1949...	3,788	123	749	34	1,416	179	206	895	186
19	subunits reporting	1954...	5,984	119	1,284	6	2,706	90	113	1,438	228
20		1949...	7,855	262	1,340	58	2,346	404	382	2,139	328
21	acres	1954...	156,073	2,830	32,827	209	68,049	2,635	3,106	38,204	8,212
22		1949...	182,935	6,626	28,907	1,501	63,302	11,263	9,528	51,469	10,339
23	bushels	1954...	2,265,967	23,572	561,641	3,165	869,585	33,231	57,940	593,218	123,615
24		1949...	2,695,381	85,582	454,163	24,968	881,730	180,665	132,486	791,093	144,694
25	Cotton harvested.....multiple units reporting	1954...	2,745	78	299	...	1,555	47	20	665	81
26		1949...	2,969	133	155	3	1,469	183	33	906	87
27	subunits reporting	1954...	4,656	134	379	...	2,608	82	28	1,313	112
28		1949...	5,490	267	209	4	2,593	369	37	1,893	118
29	acres	1954...	52,254	2,318	1,744	...	29,226	934	149	16,681	1,202
30		1949...	71,431	5,764	961	32	31,883	5,727	189	25,963	912
31	bales	1954...	34,685	1,191	1,306	...	18,597	583	113	12,046	849
32		1949...	26,823	1,700	417	16	11,024	2,263	86	10,884	433
33	Tobacco harvested.....multiple units reporting	1954...	3,133	7	778	...	1,555	10	60	665	58
34		1949...	3,506	16	800	3	1,469	27	210	906	75
35	subunits reporting	1954...	5,746	7	1,359	...	2,816	13	117	1,342	92
36		1949...	6,303	24	1,321	3	2,713	38	345	1,751	108
37	acres	1954...	21,316	17	5,646	...	10,229	19	469	4,695	241
38		1949...	19,457	39	4,620	...	8,296	61	1,005	5,137	289
39	pounds	1954...	23,568,796	13,980	6,808,654	10	10,496,043	23,189	605,356	5,334,567	287,007
40		1949...	23,018,922	40,800	5,436,378	9,890	9,775,850	68,896	1,238,210	6,135,343	313,555
41	Peanuts harvested for picking or threshing.....multiple units reporting	1954...	932	1	50	7	59	47	60	665	43
42		1949...	1,605	14	55	37	142	183	210	906	58
43	subunits reporting	1954...	1,443	1	37	8	71	74	89	1,066	77
44		1949...	2,845	39	70	56	188	338	332	1,720	102
45	acres	1954...	10,762	1	285	55	324	598	798	8,017	684
46		1949...	26,484	240	256	962	724	3,626	3,413	16,589	674
47	pounds	1954...	6,148,883	300	191,049	39,500	209,713	366,462	479,448	4,418,208	444,203
48		1949...	18,423,284	271,585	205,512	624,540	696,774	2,366,134	2,218,528	11,586,519	453,692
49	Horses and/or mules....multiple units reporting	1954...	2,679	56	604	4	1,255	38	53	569	100
50		1950...	3,643	115	735	34	1,357	162	192	859	189
51	number	1954...	6,350	158	1,251	10	2,822	97	107	1,630	275
52		1950...	11,149	434	1,866	95	3,976	551	480	3,133	614
53	Landlord-tenant operations containing multiple units:										
54	All subunits including home farm.....number	1954...	10,220	280	2,327	16	4,574	156	188	2,099	580
55		1950...	12,558	523	2,258	101	4,518	659	600	3,027	872
56	Land in all subunits including home farm.....acres	1954...	1,603,316	57,767	408,622	1,109	662,377	22,206	34,863	276,464	139,908
57		1950...	1,740,074	69,353	313,274	11,772	604,379	112,657	82,046	372,390	174,203
58	Owned by operator of multiple unit.....acres	1954...	1,489,562	54,650	383,047	1,049	618,919	20,987	33,673	251,260	125,977
59		1950...	1,619,608	63,813	296,345	10,501	560,500	102,476	75,856	344,825	165,292
60	Rented by operator of multiple unit.....acres	1954...	113,754	3,117	25,575	60	43,458	1,219	1,190	25,204	13,931
61		1950...	120,466	5,540	16,929	1,271	43,879	10,181	6,190	27,565	8,911
62	Subunits not included in multiple units.....operators reporting	1954...	824	31	202	2	358	8	9	146	68
63		1950...	1,089	55	191	11	378	64	52	223	115
64	number	1954...	1,598	86	416	2	588	33	36	225	212
65		1950...	2,022	125	360	17	662	152	91	359	256
66	Share tenants.....number	1954...	1,124	29	335	...	429	28	15	171	117
67		1950...	1,273	42	243	11	413	109	55	253	147
68	Other tenants, not croppers nor share tenants.....number	1954...	474	57	81	2	159	5	21	54	95
69		1950...	749	83	117	6	249	43	36	106	109
70	Land in subunits not included in multiple units.....acres	1954...	100,847	5,315	26,304	153	38,995	1,703	3,995	14,215	10,167
		1950...	139,900	7,447	25,971	551	45,532	9,961	6,186	26,694	17,558

Economic Area Table 3.—MULTIPLE-UNIT OPERATIONS, BY TYPE OF FARM: CENSUSES OF 1954 AND 1950—Continued

Item (For definitions and explanations, see text)		Areas 9 and E								
		Total	Type of farm							
			Cotton	Tobacco	Peanut	Cotton and tobacco	Cotton and peanut	Tobacco and peanut	Cotton, tobacco, and peanut	Miscellaneous
1	Multiple-unit operations.....number	1954... 478	8	285	...	140	4	...	3	38
2		1950... 352	10	178	4	116	1	3	5	35
3	Subunits in multiple-unit operations.....total number	1954... 1,116	19	661	...	330	12	...	10	84
4		1950... 821	27	408	9	274	2	6	18	77
5	Home farms.....number	1954... 478	8	285	...	140	4	...	3	38
6		1950... 336	10	168	4	112	...	3	5	34
7	Cropper farms.....number	1954... 638	11	376	...	190	8	...	7	46
8		1950... 485	17	240	5	162	2	3	13	43
9	Land in multiple-unit operations.... total acres	1954... 282,252	6,371	167,437	...	67,092	5,003	...	2,946	33,403
10		1950... 212,976	6,337	107,943	1,184	54,237	67	2,899	10,370	29,939
11	Home farms.....acres	1954... 260,669	6,061	154,715	...	60,976	4,542	...	2,708	31,667
12		1950... 186,480	5,809	95,689	1,095	44,607	...	2,785	9,932	26,563
13	Cropper farms.....acres	1954... 21,583	310	12,722	...	6,116	461	...	238	1,736
14		1950... 26,496	528	12,254	89	9,630	67	114	438	3,376
15	Cropland harvested.....total acres	1954... 37,989	1,096	19,204	...	12,293	871	...	541	3,984
16		1949... 24,293	679	9,420	265	10,462	60	213	835	2,359
17	Corn harvested for grain.....multiple units reporting	1954... 442	8	269	...	133	4	...	3	25
18		1949... 310	10	160	4	106	1	3	5	21
19	subunits reporting	1954... 696	16	398	...	226	10	...	6	40
20		1949... 521	21	255	8	189	1	4	14	29
21	acres	1954... 17,693	397	9,315	...	5,325	428	...	260	1,968
22		1949... 10,209	365	4,478	118	3,831	12	111	494	800
23	bushels	1954... 325,977	6,599	184,298	...	91,457	7,860	...	8,400	27,363
24		1949... 150,111	5,476	64,233	1,950	55,977	160	1,650	9,795	10,870
25	Cotton harvested.....multiple units reporting	1954... 246	8	85	...	140	4	...	3	6
26		1949... 159	10	20	1	116	1	...	5	6
27	subunits reporting	1954... 329	15	91	...	202	9	...	4	8
28		1949... 229	19	22	1	169	2	...	9	7
29	acres	1954... 2,517	144	409	...	1,652	98	...	150	64
30		1949... 2,775	237	98	2	2,263	18	...	68	89
31	bales	1954... 1,843	99	311	...	1,176	90	...	115	52
32		1949... 748	78	43	1	584	3	...	22	17
33	Tobacco harvested.....multiple units reporting	1954... 439	...	285	...	140	3	11
34		1949... 309	1	178	...	116	...	3	5	6
35	subunits reporting	1954... 701	...	447	...	233	5	16
36		1949... 461	1	268	...	170	...	3	12	7
37	acres	1954... 2,921	...	1,974	...	886	26	45
38		1949... 1,559	1	868	...	640	...	10	15	15
39	pounds	1954... 3,669,718	...	2,516,155	...	1,069,303	20,716	63,544
40		1949... 1,885,707	1,800	1,053,317	...	778,786	...	10,600	27,200	14,004
41	Peanuts harvested for picking or threshing.....multiple units reporting	1954... 13	1	4	...	3	5
42		1949... 17	...	1	4	3	1	...	5	...
43	subunits reporting	1954... 17	...	1	...	1	5	...	5	6
44		1949... 22	...	1	5	3	1	...	3	9
45	acres	1954... 145	10	41	...	39	55
46		1949... 240	7	12	...	103	...
47	pounds	1954... 45,758	69	3,000	14,870	...	11,660	16,228
48		1949... 110,424	...	2,600	45,400	3,924	3,400	20,000	35,100	...
49	Horses and/or mules....multiple units reporting	1954... 346	5	207	...	108	3	...	3	20
50		1950... 303	8	156	3	106	1	...	5	23
51	number	1954... 634	9	316	...	213	11	...	14	71
52		1950... 753	21	355	6	282	2	1	17	69
53	Landlord-tenant operations containing multiple units:									
54	All subunits including home farm.....number	1954... 1,319	22	761	...	391	16	...	10	119
55		1950... 1,053	43	507	9	336	2	9	20	127
56	Land in all subunits including home farm.....acres	1954... 294,259	6,404	172,942	...	72,133	5,115	...	2,946	34,719
57		1950... 235,047	7,143	118,734	1,184	61,383	67	2,981	10,458	33,117
58	Owned by operator of multiple unit..acres	1954... 279,416	6,095	167,365	...	66,233	4,980	...	2,946	31,797
59		1950... 205,687	6,261	98,749	1,155	58,594	67	2,907	10,458	27,496
60	Rented by operator of multiple unit.....acres	1954... 14,843	309	5,577	...	5,900	135	2,922
61		1950... 29,360	882	19,965	29	2,789	...	74	...	5,621
62	Subunits not included in multiple units.....operators reporting	1954... 121	3	58	...	39	3	18
63		1950... 117	5	55	...	34	...	2	1	20
64	number	1954... 203	3	100	...	61	4	35
65		1950... 232	16	99	...	62	...	3	2	50
66	Share tenants.....number	1954... 137	2	62	...	49	3	21
67		1950... 130	11	46	...	41	...	1	2	29
68	Other tenants, not croppers nor share tenants.....number	1954... 66	1	38	...	12	1	14
69		1950... 102	5	53	...	21	...	2	...	21
70	Land in subunits not included in multiple units.....acres	1954... 12,007	33	5,505	...	5,041	112	1,316
		1950... 22,071	806	10,771	...	7,146	...	82	88	3,178

MULTIPLE-UNIT OPERATIONS

Economic Area Table 4.—MULTIPLE-UNIT OPERATIONS, BY ACRES OF CROPLAND HARVESTED: CENSUSES OF 1954 AND 1950

Item (For definitions and explanations, see text)	The State									
	Total	Acres of cropland harvested								
		None	Under 20 acres	20 to 29 acres	30 to 49 acres	50 to 99 acres	100 to 199 acres	200 to 499 acres	500 acres and over	
1 Multiple-unit operations.....number 1954...	14,912	56	983	915	2,136	4,275	3,743	2,252	552	
2 1950...	19,227	114	905	1,037	2,846	6,140	4,968	2,581	636	
3 Subunits in multiple-unit										
4 operations.....total number 1954...	41,281	125	2,016	1,903	4,515	9,843	10,426	8,851	3,602	
5 1950...	55,261	230	1,868	2,150	6,035	14,147	14,350	11,210	5,271	
6 Home farms.....number 1954...	14,422	46	961	896	2,066	4,107	3,603	2,193	550	
7 1950...	17,877	101	880	1,005	2,682	5,632	4,554	2,409	614	
8 Cropper farms.....number 1954...	26,859	79	1,055	1,007	2,449	5,736	6,823	6,658	3,052	
9 1950...	37,384	129	988	1,145	3,353	8,515	9,796	8,801	4,657	
10 Land in multiple-unit operations...total acres 1954...	7,213,079	15,209	151,575	163,747	410,139	1,193,169	1,804,650	2,120,880	1,353,710	
11 1950...	8,146,765	29,511	187,652	178,285	519,004	1,461,868	2,089,573	2,247,586	1,433,286	
12 Home farms.....acres 1954...	6,031,604	12,423	135,052	137,865	332,797	958,999	1,483,641	1,788,283	1,182,544	
13 1950...	6,253,902	23,529	163,478	145,494	399,160	1,085,468	1,568,173	1,731,805	1,136,795	
14 Cropper farms.....acres 1954...	1,181,475	2,786	16,523	25,882	77,342	234,170	321,009	332,597	171,166	
15 1950...	1,892,863	5,982	24,174	32,791	119,844	376,400	521,400	515,781	296,491	
16 Cropland harvested.....total acres 1954...	2,064,281	...	11,484	22,500	83,900	308,266	524,686	664,117	449,328	
17 1949...	2,560,483	...	11,695	25,443	112,458	442,356	687,526	756,020	524,985	
18 Corn harvested for										
19 grain.....multiple units reporting 1954...	14,016	...	804	837	2,031	4,064	3,571	2,172	537	
20 1949...	18,291	...	720	939	2,717	5,942	4,836	2,518	619	
21 subunits reporting 1954...	30,191	...	1,041	1,180	3,076	7,069	7,929	6,949	2,947	
22 1949...	43,204	...	943	1,295	4,328	11,120	11,730	9,332	4,456	
23 acres 1954...	703,453	...	5,853	10,402	35,877	123,347	188,426	210,570	128,978	
24 1949...	886,963	...	5,682	10,940	46,497	171,895	246,007	250,912	155,030	
25 bushels 1954...	8,311,898	...	81,458	131,614	449,917	1,495,751	2,281,912	2,457,768	1,413,478	
26 1949...	12,800,533	...	103,529	172,397	702,768	2,435,320	3,442,098	3,629,394	2,315,027	
27 Cotton harvested.....multiple units reporting 1954...	12,791	...	444	671	1,736	3,793	3,477	2,138	532	
28 1949...	15,932	...	401	718	2,241	5,226	4,405	2,355	586	
29 subunits reporting 1954...	27,006	...	507	839	2,397	6,099	7,358	6,793	3,013	
30 1949...	36,310	...	467	913	3,320	9,132	9,997	8,275	4,206	
31 acres 1954...	407,616	...	2,517	5,644	19,977	67,269	103,729	124,524	83,956	
32 1949...	605,126	...	2,629	6,889	30,568	112,643	163,292	167,518	121,587	
33 bales 1954...	251,544	...	1,431	3,287	11,920	40,688	63,449	78,459	52,310	
34 1949...	254,788	...	1,114	2,699	12,558	45,768	66,477	72,862	53,310	
35 Tobacco harvested.....multiple units reporting 1954...	4,885	...	151	222	629	1,674	1,462	646	101	
36 1949...	5,156	...	140	219	705	1,856	1,533	596	107	
37 subunits reporting 1954...	8,744	...	168	252	775	2,493	2,858	1,764	434	
38 1949...	9,298	...	159	247	901	2,800	2,932	1,748	511	
39 acres 1954...	31,786	...	474	720	2,482	8,615	10,667	6,889	1,939	
40 1949...	27,470	...	359	543	2,309	7,571	9,302	5,447	1,939	
41 pounds 1954...	34,006,015	...	456,735	802,031	2,706,915	9,320,803	11,515,739	7,320,638	1,883,154	
42 1949...	32,178,082	...	425,221	624,931	2,711,362	9,200,368	10,852,387	6,262,327	2,101,424	
43 Peanuts harvested for picking or										
44 threshing.....multiple units reporting 1954...	4,802	...	27	51	307	1,165	1,639	1,272	341	
45 1949...	7,841	...	36	107	497	2,262	2,782	1,710	447	
46 subunits reporting 1954...	10,022	...	28	53	348	1,569	2,961	3,531	1,532	
47 1949...	18,436	...	40	116	611	3,497	5,772	5,668	2,732	
48 acres 1954...	171,105	...	109	288	2,464	15,290	40,912	69,993	42,049	
49 1949...	333,289	...	193	758	5,343	39,759	93,804	122,356	71,076	
50 pounds 1954...	105,444,745	...	65,539	160,463	1,385,451	9,087,128	24,334,297	44,234,832	26,177,035	
51 1949...	258,168,643	...	152,738	587,631	3,993,731	29,959,756	72,921,687	96,465,020	54,088,080	
52 Horses and/or mules...multiple units reporting 1954...	12,117	16	669	683	1,685	3,450	3,113	1,979	522	
53 1950...	17,613	61	740	933	2,559	5,652	4,614	2,439	615	
54 number 1954...	40,897	24	1,040	1,262	3,448	7,967	9,849	10,559	6,748	
55 1950...	72,121	114	1,299	1,926	6,091	16,369	18,608	17,172	10,542	
56 Landlord-tenant operations containing multiple units:										
57 All subunits including home farm.....number 1954...	48,543	169	2,424	2,209	5,169	11,215	12,151	10,490	4,716	
58 1950...	65,646	319	2,354	2,685	7,089	16,387	16,777	13,450	6,585	
59 Land in all subunits including										
60 home farm.....acres 1954...	7,694,477	20,401	168,031	183,351	446,146	1,268,535	1,921,422	2,237,414	1,449,177	
61 1950...	8,945,789	36,963	216,613	209,814	581,387	1,621,270	2,282,331	2,440,395	1,557,016	
62 Owned by operator of multiple unit.....acres 1954...	6,510,361	19,488	161,461	172,094	412,869	1,141,002	1,661,139	1,820,549	1,121,759	
63 1950...	7,664,091	33,523	187,703	194,802	528,086	1,434,724	1,956,069	2,058,685	1,270,499	
64 Rented by operator of multiple										
65 unit.....acres 1954...	1,184,116	913	6,570	11,257	33,277	127,533	260,283	416,865	327,418	
66 1950...	1,281,698	3,440	28,910	15,012	53,301	186,546	326,262	381,710	286,517	
67 Subunits not included in multiple										
68 units.....operators reporting 1954...	3,664	19	278	196	429	836	915	726	265	
69 1950...	5,212	44	286	291	663	1,374	1,283	947	324	
70 number 1954...	7,262	44	408	306	654	1,372	1,725	1,639	1,114	
71 1950...	10,385	89	486	535	1,054	2,240	2,427	2,240	1,314	
72 Share tenants.....number 1954...	3,796	18	209	162	358	762	968	793	526	
73 1950...	5,012	28	187	272	494	1,119	1,180	1,106	626	
74 Other tenants, not croppers										
75 nor share tenants.....number 1954...	3,466	26	199	144	296	610	757	846	588	
76 1950...	5,373	61	299	263	560	1,121	1,247	1,134	688	
77 Land in subunits not included										
78 in multiple units.....acres 1954...	481,398	5,192	16,456	19,604	36,007	75,366	116,772	116,534	95,467	
79 1950...	799,024	7,452	28,961	31,529	62,383	159,402	192,758	192,809	123,730	

Economic Area Table 4.—MULTIPLE-UNIT OPERATIONS, BY ACRES OF CROPLAND HARVESTED: CENSUSES OF 1954 AND 1950—Continued

Item (For definitions and explanations, see text)	Areas 1 and A								
	Total	Acres of cropland harvested							
		None	Under 20 acres	20 to 29 acres	30 to 49 acres	50 to 99 acres	100 to 199 acres	200 to 499 acres	500 acres and over
Multiple-unit operations.....number 1954...	875	2	97	92	181	272	164	55	12
1950...	1,159	13	86	95	243	412	236	59	15
Subunits in multiple-unit operations.....total number 1954...	2,238	4	198	192	382	634	502	207	119
1950...	3,002	27	178	195	510	942	695	259	196
Home farms.....number 1954...	845	1	95	91	177	259	158	52	12
1950...	1,095	12	84	93	232	382	220	57	15
Cropper farms.....number 1954...	1,393	3	103	101	205	375	344	155	107
1950...	1,907	15	94	102	278	560	475	202	181
Land in multiple-unit operations....total acres 1954...	294,215	188	8,256	14,315	31,115	78,322	83,441	50,740	27,838
1950...	357,994	3,052	10,034	13,668	41,493	104,422	95,620	55,646	34,059
Home farms.....acres 1954...	243,398	12	7,067	11,995	25,815	63,117	71,414	43,142	20,836
1950...	283,751	2,550	7,869	10,687	32,047	81,731	76,159	45,396	27,312
Cropper farms.....acres 1954...	50,817	176	1,189	2,320	5,300	15,205	12,027	7,598	7,002
1950...	74,243	502	2,165	2,981	9,446	22,691	19,461	10,250	6,747
Cropland harvested.....total acres 1954...	77,543	...	1,113	2,249	7,028	19,251	22,371	15,808	9,723
1949...	100,781	...	1,063	2,291	9,403	28,810	31,564	16,298	11,352
Corn harvested for grain.....multiple units reporting 1954...	836	...	87	89	176	262	157	53	12
1949...	1,072	...	64	83	228	396	229	57	15
subunits reporting 1954...	1,664	...	116	128	280	493	380	179	88
1949...	2,196	...	91	116	367	740	540	197	145
acres 1954...	23,966	...	559	1,087	2,754	7,148	6,606	3,746	2,066
1949...	28,105	...	385	728	3,155	8,595	8,435	3,820	2,987
bushels 1954...	427,005	...	7,774	17,156	41,414	112,065	128,355	82,122	38,119
1949...	540,691	...	8,137	13,568	59,526	159,533	161,543	78,314	60,070
Cotton harvested.....multiple units reporting 1954...	762	...	59	73	160	255	149	54	12
1949...	1,077	...	63	88	227	394	232	58	15
subunits reporting 1954...	1,532	...	73	94	237	446	386	187	109
1949...	2,297	...	75	127	368	751	580	227	169
acres 1954...	24,808	...	291	602	2,050	6,360	6,824	5,165	3,516
1949...	42,289	...	457	1,046	3,920	12,000	13,265	6,223	5,378
bales 1954...	19,005	...	190	413	1,459	4,796	5,069	4,250	2,828
1949...	18,587	...	226	447	1,670	5,060	5,754	2,749	2,681
Tobacco harvested.....multiple units reporting 1954...	5	1	2	2
1949...	2	2
subunits reporting 1954...	6	1	2	3
1949...	3	3
acres 1954...	7	(2)	2	5
1949...	3	3
pounds 1954...	9,175	175	1,200	7,800
1949...	2,881	2,881
Peanuts harvested for picking or threshing.....multiple units reporting 1954...	9	1	3	2	...	3	...
1949...	7	5	...	2	...
subunits reporting 1954...	11	1	5	2	...	3	...
1949...	7	5	...	2	...
acres 1954...	11	1	4	2	...	4	...
1949...	17	12	...	5	...
pounds 1954...	4,786	350	1,490	250	...	2,696	...
1949...	8,680	6,660	...	2,020	...
Horses and/or mules....multiple units reporting 1954...	626	2	56	68	134	184	127	44	11
1950...	979	6	65	78	206	355	205	50	14
number 1954...	1,768	2	86	144	287	470	411	203	165
1950...	3,395	15	132	180	554	1,151	752	347	264
Landlord-tenant operations containing multiple units:									
All subunits including home farm.....number 1954...	2,574	4	219	223	423	725	591	248	141
1950...	3,488	36	208	226	586	1,093	810	324	205
Land in all subunits including home farm.....acres 1954...	312,924	188	8,724	16,051	32,819	83,864	88,214	52,787	30,277
1950...	395,269	4,086	11,711	15,262	44,556	116,094	105,075	60,967	37,518
Owned by operator of multiple unit..acres 1954...	256,764	188	8,626	15,363	29,957	68,840	72,553	36,379	24,858
1950...	334,634	3,916	10,577	14,175	40,091	95,042	87,780	48,335	34,718
Rented by operator of multiple unit.....acres 1954...	56,160	...	98	688	2,862	15,024	15,661	16,408	5,419
1950...	60,635	170	1,134	1,087	4,465	21,052	17,295	12,632	2,800
Subunits not included in multiple units.....operators reporting 1954...	183	...	18	15	30	52	43	17	8
1950...	286	6	24	20	57	88	63	26	2
number 1954...	336	...	21	31	41	89	41	22	9
1950...	486	9	30	31	76	151	65	9	9
Share tenants.....number 1954...	196	...	13	20	28	55	47	19	14
1950...	321	8	16	16	40	99	87	47	8
Other tenants, not croppers nor share tenants.....number 1954...	140	...	8	11	13	36	42	22	8
1950...	165	1	14	15	36	52	28	18	1
Land in subunits not included in multiple units.....acres 1954...	18,709	...	468	1,736	1,704	5,542	4,773	2,047	2,439
1950...	37,275	1,034	1,677	1,594	3,063	11,672	9,455	5,321	3,459

Z Reported in small fractions.

MULTIPLE-UNIT OPERATIONS

Economic Area Table 4.—MULTIPLE-UNIT OPERATIONS, BY ACRES OF CROPLAND HARVESTED: CENSUSES OF 1954 AND 1950—Continued

Item (For definitions and explanations, see text)	Area 2								
	Total	Acres of cropland harvested							
		None	Under 20 acres	20 to 29 acres	30 to 49 acres	50 to 99 acres	100 to 199 acres	200 to 499 acres	500 acres and over
1 Multiple-unit operations.....number 1954...	247	3	137	48	36	17	5	1	...
2 1950...	324	5	151	63	66	28	11
3 Subunits in multiple-unit operations.....total number 1954...	554	7	291	108	84	44	17	3	...
4 1950...	716	10	316	141	144	64	41
5 Home farms.....number 1954...	243	3	135	48	36	15	5	1	...
6 1950...	321	5	150	61	66	28	11
7 Cropper farms.....number 1954...	311	4	156	60	48	29	12	2	...
8 1950...	395	5	166	80	78	36	30
9 Land in multiple-unit operations....total acres 1954...	57,653	3,415	22,327	11,059	11,888	6,036	2,278	650	...
10 1950...	73,598	1,070	23,175	9,781	16,525	9,425	13,622
11 Home farms.....acres 1954...	49,828	3,240	19,211	9,676	10,763	4,487	1,825	626	...
12 1950...	63,113	1,010	19,147	8,268	13,644	8,603	12,441
13 Cropper farms.....acres 1954...	7,825	175	3,116	1,383	1,125	1,549	453	24	...
14 1950...	10,485	60	4,028	1,513	2,881	822	1,181
15 Cropland harvested.....total acres 1954...	6,020	...	1,521	1,175	1,365	1,086	658	215	...
16 1949...	9,162	...	1,862	1,525	2,448	1,761	1,566
17 Corn harvested for grain.....multiple units reporting 1954...	239	...	134	46	36	17	5	1	...
18 1949...	304	...	143	60	64	27	10
19 subunits reporting 1954...	433	...	216	84	74	40	16	3	...
20 1949...	537	...	224	115	115	53	30
21 acres 1954...	3,521	...	1,082	675	843	498	323	100	...
22 1949...	4,617	...	1,238	843	1,298	728	510
23 bushels 1954...	84,063	...	26,693	15,202	19,710	13,358	6,500	2,600	...
24 1949...	110,088	...	30,664	19,790	32,487	14,450	12,697
25 Cotton harvested.....multiple units reporting 1954...	46	...	14	15	7	8	2
26 1949...	83	...	20	15	28	13	7
27 subunits reporting 1954...	65	...	16	21	9	14	5
28 1949...	120	...	21	20	38	24	17
29 acres 1954...	433	...	67	115	71	121	59
30 1949...	861	...	85	119	254	182	221
31 bales 1954...	307	...	52	87	47	83	38
32 1949...	237	...	28	45	71	42	51
33 Tobacco harvested.....multiple units reporting 1954...	2	...	2
34 1949...	2	...	2
35 subunits reporting 1954...	2	...	2
36 1949...	3	...	3
37 acres 1954...	1	...	1
38 1949...	2	...	2
39 pounds 1954...	1,150	...	1,150
40 1949...	2,100	...	2,100
41 Peanuts harvested for picking or threshing.....multiple units reporting 1954...
42 1949...	1	1
43 subunits reporting 1954...
44 1949...	2	2
45 acres 1954...
46 1949...	1	1
47 pounds 1954...
48 1949...	150	150
49 Horses and/or mules....multiple units reporting 1954...	199	1	107	40	33	13	4	1	...
50 1950...	290	4	128	60	61	26	11
51 number 1954...	334	2	154	72	62	33	6	5	...
52 1950...	581	6	209	115	128	69	54
53 Landlord-tenant operations containing multiple units: All subunits including home farm.....number 1954...	628	7	332	128	93	48	17	3	...
54 1950...	864	11	372	165	170	87	59
55 Land in all subunits including home farm.....acres 1954...	60,164	3,415	23,204	12,418	12,117	6,082	2,278	650	...
56 1950...	78,023	1,076	24,464	11,072	16,879	10,329	14,203
57 Owned by operator of multiple unit..acres 1954...	58,487	3,415	22,634	12,300	11,590	5,809	2,139	600	...
58 1950...	72,727	1,076	22,628	9,808	14,828	10,269	14,118
59 Rented by operator of multiple unit.....acres 1954...	1,677	...	570	118	527	273	139	50	...
60 1950...	5,296	...	1,836	1,264	2,051	60	85
61 Subunits not included in multiple units.....operators reporting 1954...	48	...	29	9	6	4
62 1950...	92	1	41	19	15	11	5
63 number 1954...	74	...	41	20	9	4
64 1950...	148	1	56	24	26	23	18
65 Share tenants.....number 1954...	36	...	21	7	6	2
66 1950...	62	...	23	11	5	13	10
67 Other tenants, not croppers nor share tenants.....number 1954...	38	...	20	13	3	2
68 1950...	86	1	33	13	21	10	8
69 Land in subunits not included in multiple units.....acres 1954...	2,511	...	877	1,359	229	46
70 1950...	4,425	6	1,289	1,291	354	904	581

Economic Area Table 4.—MULTIPLE-UNIT OPERATIONS, BY ACRES OF CROPLAND HARVESTED: CENSUSES OF 1954 AND 1950—Continued

Item (For definitions and explanations, see text)	Total	Acres of cropland harvested							
		None	Under 20 acres	20 to 29 acres	30 to 49 acres	50 to 99 acres	100 to 199 acres	200 to 499 acres	500 acres and over
		Acres 3 and B							
Multiple-unit operations.....number 1954...	1,771	10	315	246	485	465	184	62	4
1950...	2,300	14	230	272	634	772	275	76	7
Subunits in multiple-unit operations.....total number 1954...	4,240	20	646	510	1,030	1,127	618	261	28
1950...	5,685	28	469	556	1,398	1,881	902	392	59
Home farms.....number 1954...	1,719	10	311	244	467	442	179	62	4
1950...	2,161	11	219	265	620	710	258	72	6
Cropper farms.....number 1954...	2,521	10	335	266	563	685	439	199	24
1950...	3,524	17	250	291	778	1,171	644	320	53
Land in multiple-unit operations...total acres 1954...	419,811	1,483	30,433	30,929	76,296	107,049	116,435	51,218	5,968
1950...	493,681	1,433	24,243	33,835	91,990	176,001	107,275	49,582	9,322
Home farms.....acres 1954...	337,005	1,135	25,630	25,117	57,624	82,029	97,886	42,519	5,065
1950...	351,002	744	18,427	24,734	66,510	129,877	72,674	32,665	5,371
Cropper farms.....acres 1954...	82,806	348	4,803	5,812	18,672	25,020	18,549	8,699	903
1950...	142,679	689	5,816	9,101	25,480	46,124	34,601	16,917	3,951
Cropland harvested.....total acres 1954...	104,140	...	3,666	6,005	18,670	32,109	24,617	16,782	2,291
1949...	151,845	...	3,021	6,750	25,634	53,081	37,082	21,365	4,912
Corn harvested for grain.....multiple units reporting 1954...	1,679	...	275	237	474	451	179	59	4
1949...	2,196	...	195	259	644	758	263	70	7
subunits reporting 1954...	3,184	...	358	367	814	913	495	215	22
1949...	4,443	...	250	380	1,138	1,583	743	302	47
acres 1954...	36,254	...	1,974	2,953	7,859	11,765	7,553	3,455	695
1949...	52,203	...	1,454	2,958	10,727	19,364	10,926	5,715	1,059
bushels 1954...	430,314	...	22,113	31,989	96,041	137,783	91,216	41,602	9,570
1949...	833,081	...	26,132	51,500	170,652	304,380	167,247	95,820	17,350
Cotton harvested.....multiple units reporting 1954...	1,443	...	154	192	428	431	172	62	4
1949...	2,046	...	128	226	606	738	267	74	7
subunits reporting 1954...	2,606	...	177	247	635	819	485	220	23
1949...	4,022	...	147	305	972	1,471	745	328	54
acres 1954...	27,373	...	843	1,627	5,124	8,741	6,194	4,022	822
1949...	51,082	...	886	2,198	8,380	18,134	12,690	6,748	2,046
bales 1954...	15,805	...	460	905	3,022	4,966	3,491	2,455	506
1949...	20,383	...	344	789	3,275	7,107	5,041	2,968	859
Tobacco harvested.....multiple units reporting 1954...
1949...
subunits reporting 1954...
1949...
acres 1954...
1949...
pounds 1954...
1949...
Peanuts harvested for picking or threshing.....multiple units reporting 1954...	17	...	3	2	5	6	1
1949...	18	4	4	6	3	1	...
subunits reporting 1954...	18	...	3	2	5	7	1
1949...	21	4	5	8	3	1	...
acres 1954...	52	...	3	3	29	16	1
1949...	20	4	5	7	3	1	...
pounds 1954...	10,291	...	1,509	2,900	3,754	1,828	300
1949...	6,648	1,748	1,350	2,100	1,150	300	...
Horses and/or mules....multiple units reporting 1954...	1,495	4	224	210	431	403	165	55	3
1950...	2,145	8	196	253	616	738	255	74	5
number 1954...	4,103	6	330	425	983	1,177	735	383	64
1950...	6,974	18	363	544	1,541	2,494	1,274	627	113
Landlord-tenant operations containing multiple units:									
All subunits including home farm.....number 1954...	4,849	24	735	588	1,134	1,253	727	324	64
1950...	6,609	35	556	649	1,587	2,174	1,085	442	81
Land in all subunits including home farm.....acres 1954...	447,840	1,985	32,418	34,340	81,141	112,267	120,591	55,564	9,534
1950...	552,937	1,699	27,446	38,125	104,289	192,869	121,812	55,861	10,836
Owned by operator of multiple unit.....acres 1954...	397,016	1,985	30,780	32,359	74,702	99,053	105,968	43,205	8,964
1950...	497,395	1,699	25,451	34,916	94,999	172,777	106,792	51,712	9,049
Rented by operator of multiple unit.....acres 1954...	50,824	...	1,638	1,981	6,439	13,214	14,623	12,359	570
1950...	55,542	...	1,995	3,209	9,290	20,092	15,020	4,149	1,787
Subunits not included in multiple units.....operators reporting 1954...	366	2	76	54	76	83	52	21	2
1950...	537	5	62	61	115	181	83	24	6
number 1954...	609	4	89	78	104	126	109	63	36
1950...	924	7	87	93	189	293	183	50	22
Share tenants.....number 1954...	339	3	49	45	57	87	63	26	9
1950...	541	5	42	45	111	181	120	27	10
Other tenants, not croppers nor share tenants.....number 1954...	270	1	40	33	47	39	46	37	27
1950...	383	2	45	48	78	112	63	23	12
Land in subunits not included in multiple units.....acres 1954...	28,029	502	1,985	3,411	4,845	5,218	4,156	4,346	3,566
1950...	59,256	266	3,203	4,290	12,299	16,868	14,537	6,279	1,514

MULTIPLE-UNIT OPERATIONS

Economic Area Table 4.—MULTIPLE-UNIT OPERATIONS, BY ACRES OF CROPLAND HARVESTED: CENSUSES OF 1954 AND 1950—Continued

Item (For definitions and explanations, see text)	Area 4a									
	Total	Acres of cropland harvested								500 acres and over
		None	Under 20 acres	20 to 29 acres	30 to 49 acres	50 to 99 acres	100 to 199 acres	200 to 499 acres	500 acres and over	
1 Multiple-unit operations.....number 1954...	1,992	11	120	160	360	630	428	240	43	
2 1950...	2,723	16	122	173	536	948	574	288	66	
3 Subunits in multiple-unit										
4 operations.....total number 1954...	5,968	30	242	337	781	1,567	1,413	1,187	411	
5 1950...	8,101	32	250	360	1,159	2,308	1,924	1,432	636	
6 Home farms.....number 1954...	1,911	9	119	152	340	599	414	235	43	
7 1950...	2,516	15	118	162	492	860	532	272	65	
8 Cropper farms.....number 1954...	4,057	21	123	185	441	968	999	952	368	
9 1950...	5,585	17	132	198	667	1,448	1,392	1,160	571	
10 Land in multiple-unit operations....total acres 1954...	759,824	3,694	13,273	23,287	55,174	156,389	185,175	219,775	103,057	
11 1950...	938,242	2,725	17,759	23,814	80,390	203,668	240,673	228,992	140,221	
12 Home farms.....acres 1954...	620,972	2,669	11,667	16,841	42,810	123,483	149,396	183,729	90,377	
13 1950...	705,699	2,353	14,239	18,744	58,922	146,415	179,539	174,786	110,701	
14 Cropper farms.....acres 1954...	138,852	1,025	1,606	6,446	12,364	32,906	35,779	36,046	12,680	
15 1950...	232,543	372	3,520	5,070	21,468	57,253	61,134	54,206	29,520	
16 Cropland harvested.....total acres 1954...	228,324	...	1,474	3,979	14,236	44,940	59,510	70,844	33,341	
17 1949...	308,106	...	1,523	4,220	21,340	67,738	79,265	84,926	49,094	
18 Corn harvested for										
19 grain.....multiple units reporting 1954...	1,824	...	96	147	340	583	395	224	39	
20 1949...	2,574	...	88	155	510	915	564	278	64	
21 subunits reporting 1954...	4,184	...	113	209	542	1,129	1,029	852	310	
22 1949...	6,166	...	105	212	829	1,834	1,527	1,148	511	
23 acres 1954...	51,511	...	621	1,397	4,682	12,509	13,022	12,979	6,301	
24 1949...	78,470	...	610	1,549	7,022	19,612	20,199	19,049	10,429	
25 bushels 1954...	547,574	...	6,211	13,203	46,618	124,227	135,367	148,224	73,724	
26 1949...	1,171,651	...	8,933	23,680	105,908	299,664	301,660	286,570	145,636	
27 Cotton harvested.....multiple units reporting 1954...	1,907	...	82	148	353	618	424	240	42	
28 1949...	2,590	...	93	149	512	923	564	283	66	
29 subunits reporting 1954...	4,705	...	94	196	559	1,226	1,193	1,055	382	
30 1949...	6,481	...	114	193	826	1,874	1,627	1,245	602	
31 acres 1954...	72,700	...	545	1,511	5,367	16,216	19,359	19,898	9,804	
32 1949...	113,035	...	676	1,599	8,801	27,007	29,827	28,118	17,007	
33 bales 1954...	42,914	...	303	871	3,041	9,320	11,363	12,039	5,977	
34 1949...	53,622	...	310	724	4,076	12,532	14,115	13,401	8,464	
35 Tobacco harvested.....multiple units reporting 1954...	
36 1949...	
37 subunits reporting 1954...	
38 1949...	
39 acres 1954...	
40 1949...	
41 pounds 1954...	
42 1949...	
43 Peanuts harvested for picking or										
44 threshing.....multiple units reporting 1954...	6	2	2	1	1	...	
45 1949...	27	...	1	2	4	4	12	4	...	
46 subunits reporting 1954...	10	2	3	3	2	...	
47 1949...	37	...	1	2	4	5	20	5	...	
48 acres 1954...	19	2	2	13	2	...	
49 1949...	65	...	3	2	5	7	36	12	...	
50 pounds 1954...	7,400	180	930	5,090	1,200	...	
51 1949...	33,968	...	1,500	220	320	5,180	24,078	2,670	...	
52 Horses and/or mules....multiple units reporting 1954...	1,644	4	87	129	287	510	357	227	43	
53 1950...	2,483	10	102	152	475	867	536	277	64	
54 number 1954...	5,940	8	133	249	617	1,351	1,415	1,386	781	
55 1950...	10,110	18	192	340	1,170	2,731	2,388	2,153	1,118	
56 Landlord-tenant operations containing multiple units:										
57 All subunits including home farm.....number 1954...	6,682	41	288	391	874	1,731	1,558	1,319	480	
58 1950...	9,459	45	310	435	1,325	2,617	2,262	1,682	783	
59 Land in all subunits including										
60 home farm.....acres 1954...	795,679	5,143	15,401	26,544	59,239	164,772	191,260	226,495	106,825	
61 1950...	1,023,994	3,477	20,669	27,537	89,445	225,985	259,843	245,377	151,661	
62 Owned by operator of multiple unit.....acres 1954...	651,836	4,854	13,522	24,501	50,618	139,753	148,009	185,612	84,967	
63 1950...	847,307	3,278	19,313	23,164	74,062	187,067	213,046	206,812	120,565	
64 Rented by operator of multiple										
65 unit.....acres 1954...	143,843	289	1,879	2,043	8,621	25,019	43,251	40,883	21,858	
66 1950...	176,687	199	1,356	4,373	15,383	38,918	46,797	38,565	31,096	
67 Subunits not included in multiple										
68 units.....operators reporting 1954...	426	6	33	32	67	106	93	68	21	
69 1950...	706	4	32	42	113	198	174	112	31	
70 number 1954...	714	11	46	54	93	164	145	132	69	
71 1950...	1,358	13	60	75	166	309	338	250	147	
72 Share tenants.....number 1954...	311	2	17	33	31	66	62	69	31	
73 1950...	584	5	17	31	62	145	154	122	48	
74 Other tenants, not croppers										
75 nor share tenants.....number 1954...	403	9	29	21	62	98	83	63	38	
76 1950...	774	8	43	44	104	164	184	128	99	
77 Land in subunits not included										
78 in multiple units.....acres 1954...	35,855	1,449	2,128	3,257	4,065	8,383	6,085	6,720	3,768	
79 1950...	85,752	752	2,910	3,723	9,055	22,317	19,170	16,385	11,440	

Economic Area Table 4.—MULTIPLE-UNIT OPERATIONS, BY ACRES OF CROPLAND HARVESTED: CENSUSES OF 1954 AND 1950—Continued

Item (For definitions and explanations, see text)	Area 4b								
	Total	Acres of cropland harvested							
		None	Under 20 acres	20 to 29 acres	30 to 49 acres	50 to 99 acres	100 to 199 acres	200 to 499 acres	500 acres and over
1 Multiple-unit operations.....number 1954...	688	2	63	56	129	195	139	86	18
2 1950...	933	8	46	65	143	292	218	127	34
3 Subunits in multiple-unit operations.....total number 1954...	2,013	4	130	115	281	487	449	395	152
4 1950...	2,774	16	96	134	308	692	662	546	320
5 Home farms.....number 1954...	671	2	60	55	124	188	139	85	18
6 1950...	868	7	46	63	122	269	206	122	33
7 Cropper farms.....number 1954...	1,342	2	70	60	157	299	310	310	134
8 1950...	1,906	9	50	71	186	423	456	424	287
9 Land in multiple-unit operations....total acres 1954...	460,670	313	18,418	16,313	39,252	84,800	128,529	122,869	50,176
10 1950...	590,160	2,631	14,737	14,245	35,851	109,976	131,886	164,250	116,584
11 Home farms.....acres 1954...	407,364	311	17,062	14,359	34,328	72,478	114,516	112,051	42,259
12 1950...	489,444	2,126	13,568	12,385	29,343	91,765	108,810	139,068	92,379
13 Cropper farms.....acres 1954...	53,306	2	1,356	1,954	4,924	12,322	14,013	10,818	7,917
14 1950...	100,716	505	1,169	1,860	6,508	18,211	23,076	25,182	24,205
15 Cropland harvested.....total acres 1954...	78,485	...	707	1,380	5,041	13,681	19,956	24,331	13,389
16 1949...	123,594	...	631	1,604	5,694	20,921	30,128	35,686	28,930
17 Corn harvested for grain.....multiple units reporting 1954...	644	...	52	49	123	189	130	83	18
18 1949...	844	...	39	57	134	272	196	117	29
19 subunits reporting 1954...	1,457	...	60	69	196	367	328	304	133
20 1949...	2,038	...	50	76	213	531	490	442	236
21 acres 1954...	23,408	...	319	547	2,071	5,171	6,213	6,728	2,359
22 1949...	34,671	...	283	645	2,186	7,651	8,837	9,515	5,554
23 bushels 1954...	172,021	...	2,354	3,507	15,367	36,646	47,550	50,766	15,831
24 1949...	402,325	...	3,889	7,795	26,621	84,744	98,789	109,225	71,262
25 Cotton harvested.....multiple units reporting 1954...	641	...	45	51	122	187	136	82	18
26 1949...	855	...	31	56	127	281	207	121	32
27 subunits reporting 1954...	1,492	...	51	69	183	355	359	332	143
28 1949...	2,065	...	35	71	183	525	516	453	282
29 acres 1954...	23,153	...	262	515	1,683	4,196	5,834	6,978	3,685
30 1949...	38,362	...	183	566	1,905	7,107	9,324	10,655	8,622
31 bales 1954...	11,546	...	116	215	873	2,015	2,943	3,575	1,809
32 1949...	17,291	...	72	243	857	3,142	4,039	4,901	4,037
33 Tobacco harvested.....multiple units reporting 1954...
34 1949...
35 subunits reporting 1954...
36 1949...
37 acres 1954...
38 1949...
39 pounds 1954...
40 1949...
41 Peanuts harvested for picking or threshing.....multiple units reporting 1954...	7	1	2	1	2	1	...
42 1949...	23	5	8	5	5	...
43 subunits reporting 1954...	8	1	2	2	2	1	...
44 1949...	34	5	9	9	11	...
45 acres 1954...	29	2	12	1	13	1	...
46 1949...	139	7	17	42	73	...
47 pounds 1954...	6,040	200	3,300	300	2,140	100	...
48 1949...	59,708	2,335	8,765	13,650	34,958	...
49 Horses and/or mules....multiple units reporting 1954...	611	1	49	40	113	180	130	82	16
50 1950...	871	5	41	59	126	276	211	120	33
51 number 1954...	2,390	1	86	75	293	518	604	566	247
52 1950...	3,950	6	68	132	283	872	979	976	634
53 Landlord-tenant operations containing multiple units:									
54 All subunits including home farm.....number 1954...	2,539	5	190	127	350	580	592	495	200
55 1950...	3,601	24	133	209	391	854	840	732	418
56 Land in all subunits including home farm.....acres 1954...	493,862	425	21,612	16,871	43,017	90,738	140,765	127,239	53,195
57 1950...	657,061	3,039	16,544	17,457	41,928	126,146	145,443	179,653	126,851
58 Owned by operator of multiple unit.....acres 1954...	436,096	425	21,220	15,809	36,401	78,896	124,301	116,042	43,002
59 1950...	573,511	2,749	11,619	15,767	37,922	109,771	120,910	156,354	118,419
60 Rented by operator of multiple unit.....acres 1954...	57,766	...	392	1,062	6,616	11,842	16,464	11,197	10,193
61 1950...	83,550	290	4,925	1,690	4,006	16,375	24,533	23,299	8,432
62 Subunits not included in multiple units.....operators reporting 1954...	192	1	21	9	30	38	49	33	11
63 1950...	314	5	16	14	45	85	70	60	19
64 number 1954...	526	1	60	12	69	93	143	100	48
65 1950...	827	8	37	75	83	162	178	186	98
66 Share tenants.....number 1954...	154	...	10	3	22	30	50	22	17
67 1950...	301	...	8	67	27	63	50	59	27
68 Other tenants, not croppers nor share tenants.....number 1954...	372	1	50	9	47	63	93	78	31
69 1950...	526	8	29	8	56	99	128	127	71
70 Land in subunits not included in multiple units.....acres 1954...	33,192	112	3,194	558	3,765	5,938	12,236	4,370	3,019
1950...	66,901	408	1,807	3,212	6,077	16,170	13,557	15,403	10,267

MULTIPLE-UNIT OPERATIONS

Economic Area Table 4.—MULTIPLE-UNIT OPERATIONS, BY ACRES OF CROPLAND HARVESTED: CENSUSES OF 1954 AND 1950—Continued

Item (For definitions and explanations, see text)	Areas 5, C, and D									
	Total	Acres of cropland harvested								
		None	Under 20 acres	20 to 29 acres	30 to 49 acres	50 to 99 acres	100 to 199 acres	200 to 499 acres	500 acres and over	
1 Multiple-unit operations.....number 1954...	569	4	24	11	55	143	186	121	25	
2 1950...	836	10	28	22	73	260	250	166	27	
3 Subunits in multiple-unit operations.....total number 1954...	1,616	9	48	22	116	330	518	456	117	
4 1950...	2,369	20	58	44	149	592	700	661	145	
5 Home farms.....number 1954...	550	3	23	11	52	138	179	119	25	
6 1950...	783	9	26	22	69	238	231	162	26	
7 Cropper farms.....number 1954...	1,066	6	25	11	64	192	339	337	92	
8 1950...	1,586	11	32	22	80	354	469	499	119	
9 Land in multiple-unit operations...total acres 1954...	379,321	1,347	5,880	6,694	12,632	41,221	99,582	133,109	78,856	
10 1950...	434,123	3,449	8,717	5,816	20,779	66,670	123,050	150,334	55,308	
11 Home farms.....acres 1954...	320,767	625	5,447	6,332	9,863	32,767	77,746	113,995	73,992	
12 1950...	335,331	2,664	7,943	5,157	17,002	47,930	90,731	114,864	49,040	
13 Cropper farms.....acres 1954...	58,554	722	433	362	2,769	8,454	21,836	19,114	4,864	
14 1950...	98,792	785	774	659	3,777	18,740	32,319	35,470	6,268	
15 Cropland harvested.....total acres 1954...	97,779	...	282	260	2,153	10,329	26,896	38,335	19,524	
16 1949...	124,911	...	347	541	2,886	18,855	35,531	47,984	18,767	
17 Corn harvested for grain.....multiple units reporting 1954...	524	...	18	7	49	137	178	112	23	
18 1949...	804	...	21	18	68	257	248	165	27	
19 subunits reporting 1954...	1,209	...	22	9	73	236	406	363	100	
20 1949...	1,916	...	25	20	101	462	617	566	125	
21 acres 1954...	33,624	...	149	90	1,013	4,792	10,929	11,816	4,835	
22 1949...	47,558	...	169	229	1,402	8,636	15,539	17,471	4,112	
23 bushels 1954...	189,608	...	923	550	6,843	26,466	62,641	67,798	24,387	
24 1949...	535,393	...	1,817	1,980	14,356	92,022	158,726	207,929	58,563	
25 Cotton harvested.....multiple units reporting 1954...	519	...	9	6	43	141	181	115	24	
26 1949...	741	...	7	12	57	233	245	161	26	
27 subunits reporting 1954...	1,179	...	10	6	57	225	396	382	103	
28 1949...	1,736	...	7	13	71	393	564	567	121	
29 acres 1954...	20,099	...	54	59	530	2,623	6,115	7,640	3,078	
30 1949...	32,654	...	32	121	673	5,119	9,811	12,426	4,472	
31 bales 1954...	11,088	...	29	31	278	1,448	3,299	4,237	1,766	
32 1949...	14,015	...	19	43	239	1,894	3,929	5,474	2,417	
33 Tobacco harvested.....multiple units reporting 1954...	2	2	...	
34 1949...	
35 subunits reporting 1954...	2	2	...	
36 1949...	
37 acres 1954...	3	3	...	
38 1949...	
39 pounds 1954...	2,200	2,200	...	
40 1949...	
41 Peanuts harvested for picking or threshing.....multiple units reporting 1954...	249	...	3	...	19	67	94	58	8	
42 1949...	456	...	7	7	28	120	159	114	21	
43 subunits reporting 1954...	414	...	3	...	22	86	157	124	22	
44 1949...	848	...	7	7	33	167	290	291	53	
45 acres 1954...	3,578	...	5	...	126	534	1,198	1,328	387	
46 1949...	8,206	...	33	56	184	1,215	2,564	3,129	1,025	
47 pounds 1954...	1,782,682	...	2,270	...	68,901	291,166	635,012	628,938	156,395	
48 1949...	4,433,310	...	16,350	33,100	85,046	632,598	1,388,113	1,669,903	608,200	
49 Horses and/or mules....multiple units reporting 1954...	474	...	17	8	43	119	158	105	24	
50 1950...	757	7	23	19	62	238	223	158	27	
51 number 1954...	1,584	...	24	12	97	290	476	514	171	
52 1950...	2,856	11	36	39	148	604	850	940	228	
53 Landlord-tenant operations containing multiple units:										
54 All subunits including home farm.....number 1954...	1,933	20	59	39	138	367	597	549	164	
55 1950...	2,796	27	76	56	191	662	831	781	172	
56 Land in all subunits including home farm.....acres 1954...	404,682	3,165	6,250	11,001	14,174	44,514	103,063	138,222	84,293	
57 1950...	478,876	3,845	11,132	7,095	23,033	78,200	134,479	161,146	59,946	
58 Owned by operator of multiple unit.....acres 1954...	343,372	2,565	5,897	11,001	15,356	35,832	84,999	110,930	78,792	
59 1950...	388,960	2,708	10,813	6,865	20,811	67,320	112,960	116,185	51,298	
60 Rented by operator of multiple unit.....acres 1954...	61,310	600	353	...	818	8,682	18,064	27,292	5,501	
61 1950...	89,916	1,137	319	230	2,222	10,880	21,519	44,961	8,648	
62 Subunits not included in multiple units.....operators reporting 1954...	164	1	7	6	16	26	54	44	10	
63 1950...	228	4	11	8	23	44	68	57	13	
64 number 1954...	317	11	11	17	22	37	79	93	47	
65 1950...	427	7	18	12	42	70	131	120	27	
66 Share tenants.....number 1954...	66	5	1	...	7	5	17	18	13	
67 1950...	104	...	2	3	8	18	37	28	8	
68 Other tenants, not croppers nor share tenants.....number 1954...	251	6	10	17	15	32	62	75	34	
69 1950...	323	7	16	9	34	52	94	92	19	
70 Land in subunits not included in multiple units.....acres 1954...	25,361	1,818	370	4,307	1,542	3,293	3,481	5,113	5,437	
1950...	44,753	396	2,415	1,279	2,254	11,530	11,429	10,812	4,638	

Economic Area Table 4.—MULTIPLE-UNIT OPERATIONS, BY ACRES OF CROPLAND HARVESTED: CENSUSES OF 1954 AND 1950—Continued

Item (For definitions and explanations, see text)	Area 6									
	Total	Acres of cropland harvested								
		None	Under 20 acres	20 to 29 acres	30 to 49 acres	50 to 99 acres	100 to 199 acres	200 to 499 acres	500 acres and over	
Multiple-unit operations.....number 1954...	1,464	5	22	40	86	360	444	361	146	
1950...	1,956	8	19	39	158	548	621	423	140	
Subunits in multiple-unit operations.....total number 1954...	4,220	11	44	82	178	772	1,076	1,233	824	
1950...	5,993	14	42	80	331	1,202	1,615	1,649	1,060	
Home farms.....number 1954...	1,409	5	21	39	85	335	428	350	146	
1950...	1,794	8	18	37	153	495	544	400	139	
Cropper farms.....number 1954...	2,811	6	23	43	93	437	648	883	678	
1950...	4,199	6	24	43	178	707	1,071	1,249	921	
Land in multiple-unit operations....total acres 1954...	942,189	596	3,399	13,064	14,661	83,779	178,188	309,897	338,605	
1950...	1,040,904	2,257	3,264	10,104	29,973	117,460	218,246	324,303	335,297	
Home farms.....acres 1954...	801,933	518	3,019	12,056	11,150	63,486	143,178	263,934	304,592	
1950...	814,522	1,854	2,683	8,735	23,465	80,172	159,330	254,292	283,991	
Cropper farms.....acres 1954...	140,256	78	380	1,008	3,511	20,293	35,010	45,963	34,013	
1950...	226,382	403	581	1,369	6,508	37,288	58,916	70,011	51,306	
Cropland harvested.....total acres 1954...	341,094	...	265	975	3,533	26,632	63,016	108,601	138,072	
1949...	393,659	...	238	932	6,204	40,730	85,758	126,596	133,201	
Corn harvested for grain.....multiple units reporting 1954...	1,305	...	13	32	78	314	389	338	141	
1949...	1,892	...	14	36	150	534	608	416	134	
subunits reporting 1954...	3,020	...	13	38	104	521	756	931	657	
1949...	4,987	...	14	41	217	960	1,385	1,430	940	
acres 1954...	103,991	...	99	432	1,556	10,772	21,580	34,323	35,229	
1949...	147,532	...	132	508	2,960	18,495	35,459	47,641	42,337	
bushels 1954...	750,113	...	485	2,579	9,299	73,235	144,349	266,453	253,713	
1949...	1,771,166	...	1,390	5,628	32,675	203,347	394,043	579,387	554,696	
Cotton harvested.....multiple units reporting 1954...	1,394	...	13	34	74	342	436	349	146	
1949...	1,868	...	10	29	141	532	604	418	134	
subunits reporting 1954...	3,338	...	15	41	90	526	860	1,037	769	
1949...	4,807	...	11	30	184	898	1,327	1,418	939	
acres 1954...	73,800	...	86	311	871	6,516	14,341	22,496	29,179	
1949...	119,297	...	56	258	1,796	12,308	27,352	37,455	40,072	
bales 1954...	39,843	...	47	171	445	3,426	7,415	12,196	16,143	
1949...	43,184	...	23	89	594	3,935	9,836	13,964	14,743	
Tobacco harvested.....multiple units reporting 1954...	350	...	10	8	27	99	109	81	16	
1949...	276	...	3	8	29	91	87	48	10	
subunits reporting 1954...	509	...	10	8	33	128	158	140	32	
1949...	392	...	3	9	33	115	121	87	24	
acres 1954...	1,569	...	21	15	85	317	441	551	139	
1949...	1,014	...	4	14	65	227	311	277	116	
pounds 1954...	1,017,858	...	10,950	8,305	49,786	191,337	294,763	372,970	89,747	
1949...	1,027,086	...	3,745	14,600	55,050	244,099	311,866	279,434	118,292	
Peanuts harvested for picking or threshing.....multiple units reporting 1954...	533	...	1	9	24	109	174	151	65	
1949...	1,231	...	1	8	69	338	407	309	99	
subunits reporting 1954...	881	...	1	9	26	128	256	294	167	
1949...	2,397	...	1	10	78	473	714	751	370	
acres 1954...	9,958	...	2	49	144	847	2,146	3,210	3,560	
1949...	27,753	...	2	40	409	3,336	7,177	10,005	6,784	
pounds 1954...	3,285,888	...	700	23,528	38,231	265,283	768,085	1,065,246	1,124,815	
1949...	16,643,727	...	700	23,990	252,132	1,982,909	4,497,547	5,705,557	4,180,892	
Horses and/or mules....multiple units reporting 1954...	1,162	1	15	25	60	276	340	309	136	
1950...	1,800	7	17	32	143	512	571	385	133	
number 1954...	4,930	1	19	39	126	662	1,045	1,452	1,586	
1950...	8,980	13	32	58	301	1,472	2,229	2,446	2,429	
Landlord-tenant operations containing multiple units:										
All subunits including home farm.....number 1954...	5,169	18	53	94	209	888	1,241	1,528	1,138	
1950...	7,321	17	57	121	394	1,369	1,893	1,982	1,488	
Land in all subunits including home farm.....acres 1954...	999,302	1,375	3,927	13,678	17,035	90,251	185,824	324,938	362,274	
1950...	1,140,407	2,454	3,991	14,309	34,233	127,805	239,635	354,525	363,455	
Owned by operator of multiple unit..acres 1954...	817,470	1,351	3,602	13,625	16,060	83,754	159,903	276,170	263,005	
1950...	944,832	2,404	3,791	13,959	32,080	114,509	197,217	304,895	275,977	
Rented by operator of multiple unit.....acres 1954...	181,832	24	325	53	975	6,497	25,921	48,768	99,269	
1950...	195,575	50	200	350	2,153	13,296	42,418	49,630	87,478	
Subunits not included in multiple units.....operators reporting 1954...	412	3	8	10	21	64	93	129	84	
1950...	583	2	6	17	43	111	154	156	94	
number 1954...	949	7	9	12	31	116	165	295	314	
1950...	1,328	3	15	41	63	167	278	333	428	
Share tenants.....number 1954...	428	3	6	6	12	49	74	137	141	
1950...	525	...	3	16	20	58	95	121	212	
Other tenants, not croppers nor share tenants.....number 1954...	521	4	3	6	19	67	91	158	173	
1950...	803	3	12	25	43	109	183	212	216	
Land in subunits not included in multiple units.....acres 1954...	57,113	779	528	614	2,374	6,472	7,636	15,041	23,669	
1950...	99,503	197	727	4,205	4,260	10,345	21,389	30,222	28,158	

MULTIPLE-UNIT OPERATIONS

Economic Area Table 4.—MULTIPLE-UNIT OPERATIONS, BY ACRES OF CROPLAND HARVESTED: CENSUSES OF 1954 AND 1950—Continued

Item (For definitions and explanations, see text)	Area 7a								
	Total	Acres of cropland harvested							
		None	Under 20 acres	20 to 29 acres	30 to 49 acres	50 to 99 acres	100 to 199 acres	200 to 499 acres	500 acres and over
1 Multiple-unit operations.....number 1954...	994	6	9	12	70	193	289	312	103
2 1950...	1,434	4	12	15	76	379	489	403	116
3 Subunits in multiple-unit operations.....total number 1954...	3,509	14	18	24	142	449	800	1,334	728
4 1950...	5,386	8	25	32	160	861	1,422	1,902	976
5 Home farms.....number 1954...	953	2	9	12	65	184	271	307	103
6 1950...	1,358	2	11	14	68	336	431	383	113
7 Cropper farms.....number 1954...	2,556	12	9	12	77	265	529	1,027	625
8 1950...	4,028	6	14	18	92	525	991	1,519	863
9 Land in multiple-unit operations....total acres 1954...	724,994	150	1,767	4,487	12,598	62,712	126,816	290,855	225,609
10 1950...	862,585	532	1,702	3,655	15,198	84,463	196,493	341,329	219,213
11 Home farms.....acres 1954...	601,741	131	1,636	4,200	10,256	51,540	101,232	240,085	192,661
12 1950...	648,583	374	1,283	3,168	12,067	61,221	143,054	259,400	168,016
13 Cropper farms.....acres 1954...	123,253	19	131	287	2,342	11,172	25,584	50,770	32,948
14 1950...	214,002	158	419	487	3,131	23,242	53,439	81,929	51,197
15 Cropland harvested.....total acres 1954...	230,600	...	106	292	2,805	14,289	41,771	96,096	75,241
16 1949...	321,019	...	138	381	3,091	28,555	70,325	121,361	97,168
17 Corn harvested for grain.....multiple units reporting 1954...	959	...	7	10	64	185	283	309	101
18 1949...	1,464	...	8	11	72	370	488	400	115
19 subunits reporting 1954...	2,860	...	7	13	93	315	671	1,156	605
20 1949...	4,644	...	11	15	109	699	1,231	1,670	909
21 acres 1954...	77,663	...	55	120	1,291	5,952	15,372	31,756	23,117
22 1949...	107,494	...	59	124	1,353	10,881	25,164	40,643	29,270
23 bushels 1954...	877,826	...	465	1,275	11,913	55,543	177,271	367,494	263,865
24 1949...	1,666,958	...	656	1,600	17,091	154,646	369,253	630,798	492,914
25 Cotton harvested.....multiple units reporting 1954...	831	...	4	7	52	152	243	278	95
26 1949...	1,108	7	38	273	359	330	101
27 subunits reporting 1954...	2,248	...	4	7	65	238	301	897	536
28 1949...	3,200	8	52	441	811	1,174	714
29 acres 1954...	38,078	...	33	71	499	2,748	7,021	15,843	11,863
30 1949...	49,796	62	420	5,149	11,020	18,135	15,010
31 bales 1954...	25,772	...	20	35	313	1,684	4,711	10,794	8,215
32 1949...	23,558	25	173	2,210	4,655	9,096	7,399
33 Tobacco harvested.....multiple units reporting 1954...	1	1	...
34 1949...	1	1	...
35 subunits reporting 1954...	1	1	...
36 1949...	1	1	...
37 acres 1954...	5	5	...
38 1949...	5	5	...
39 pounds 1954...	4,500	4,500	...
40 1949...	3,000	3,000	...
41 Peanuts harvested for picking or threshing.....multiple units reporting 1954...	876	...	3	9	57	169	260	289	89
42 1949...	1,431	...	8	14	65	363	475	393	113
43 subunits reporting 1954...	2,464	...	3	10	72	269	563	1,016	531
44 1949...	4,374	...	10	17	85	625	1,151	1,640	846
45 acres 1954...	54,787	...	18	70	636	3,818	10,760	24,613	14,872
46 1949...	97,637	...	52	149	1,268	9,765	23,767	40,882	21,754
47 pounds 1954...	39,560,941	...	4,860	61,300	437,867	2,959,254	7,469,524	17,557,017	11,071,119
48 1949...	78,527,111	...	50,134	84,900	1,119,844	7,379,769	18,636,417	33,915,740	17,340,307
49 Horses and/or mules...multiple units reporting 1954...	809	...	5	9	55	155	228	258	99
50 1950...	1,372	3	8	14	67	338	449	382	111
51 number 1954...	4,154	...	13	14	116	408	815	1,581	1,207
52 1950...	7,539	8	11	39	169	993	1,870	2,747	1,702
53 Landlord-tenant operations containing multiple units:									
54 All subunits including home farm.....number 1954...	4,015	15	23	30	169	530	928	1,490	830
55 1950...	6,132	9	36	48	197	989	1,630	2,147	1,076
56 Land in all subunits including home farm.....acres 1954...	760,027	209	2,054	4,908	13,679	67,657	138,754	303,168	229,598
57 1950...	927,544	535	2,898	4,400	18,269	95,313	216,924	364,094	225,111
58 Owned by operator of multiple unit.....acres 1954...	573,011	209	1,854	2,548	12,394	59,038	110,715	208,069	178,184
59 1950...	735,256	535	2,488	4,069	15,654	79,102	169,990	277,446	185,972
60 Rented by operator of multiple unit.....acres 1954...	187,016	...	200	2,360	1,285	8,619	28,039	95,099	51,414
61 1950...	192,288	...	410	331	2,615	16,211	46,934	86,648	39,139
62 Subunits not included in multiple units.....operators reporting 1954...	249	1	3	4	17	43	63	85	33
63 1950...	376	1	7	8	20	84	92	125	39
64 number 1954...	506	1	5	6	27	81	128	156	102
65 1950...	746	1	11	16	37	128	208	245	100
66 Share tenants.....number 1954...	164	...	2	2	13	30	47	51	19
67 1950...	225	5	7	34	40	98	41
68 Other tenants, not croppers nor share tenants.....number 1954...	342	1	3	4	14	51	81	105	83
69 1950...	521	1	11	11	30	94	168	147	59
70 Land in subunits not included in multiple units.....acres 1954...	35,033	59	287	421	1,081	4,945	11,938	12,313	3,989
1950...	64,959	3	1,196	745	3,071	10,850	20,431	22,765	5,898

Economic Area Table 4.—MULTIPLE-UNIT OPERATIONS, BY ACRES OF CROPLAND HARVESTED: CENSUSES OF 1954 AND 1950—Continued

Item (For definitions and explanations, see text)	Area 7b								
	Total	Acres of cropland harvested							
		None	Under 20 acres	20 to 29 acres	30 to 49 acres	50 to 99 acres	100 to 199 acres	200 to 499 acres	500 acres and over
1 Multiple-unit operations.....number 1954...	2,496	3	44	36	179	642	820	620	152
2 1950...	3,162	15	28	54	235	884	1,118	656	172
3 Subunits in multiple-unit operations.....total number 1954...	7,185	6	89	76	363	1,394	2,132	2,239	886
4 1950...	9,878	33	57	108	482	1,966	3,053	2,764	1,415
5 Home farms.....number 1954...	2,401	2	40	35	177	618	775	603	151
6 1950...	2,890	13	27	54	223	805	1,016	591	161
7 Cropper farms.....number 1954...	4,784	4	49	41	186	776	1,357	1,636	735
8 1950...	6,988	20	30	54	259	1,161	2,037	2,173	1,254
9 Land in multiple-unit operations....total acres 1954...	1,389,681	39	6,124	4,711	29,858	145,335	311,573	493,599	398,442
10 1950...	1,542,328	8,015	11,132	6,757	34,911	177,118	390,572	527,945	385,878
11 Home farms.....acres 1954...	1,127,982	34	5,240	3,593	23,180	108,613	238,534	398,852	349,936
12 1950...	1,114,888	6,458	10,482	5,028	25,714	118,910	270,931	383,211	294,154
13 Cropper farms.....acres 1954...	261,699	5	884	1,118	6,678	36,722	73,039	94,747	48,506
14 1950...	427,440	1,557	650	1,729	9,197	58,208	119,641	144,734	91,724
15 Cropland harvested.....total acres 1954...	478,775	...	548	897	7,156	47,567	117,726	182,382	122,499
16 1949...	560,889	...	310	1,351	9,380	66,323	157,060	193,062	133,403
17 Corn harvested for grain.....multiple units reporting 1954...	2,396	...	28	30	168	617	796	606	151
18 1949...	3,043	...	18	45	219	858	1,085	647	171
19 subunits reporting 1954...	5,900	...	32	34	218	964	1,672	1,813	767
20 1949...	7,901	...	20	54	301	1,496	2,547	2,323	1,160
21 acres 1954...	175,749	...	160	364	3,045	20,344	44,917	64,505	42,414
22 1949...	193,169	...	139	521	3,577	25,840	55,152	64,252	43,688
23 bushels 1954...	2,241,430	...	1,899	4,997	37,633	237,926	568,715	797,535	592,725
24 1949...	2,923,688	...	2,735	7,160	53,671	370,895	800,238	1,010,664	678,325
25 Cotton harvested.....multiple units reporting 1954...	2,257	...	24	24	142	559	773	590	145
26 1949...	2,436	...	8	22	128	634	930	562	152
27 subunits reporting 1954...	4,856	...	26	28	163	769	1,484	1,673	713
28 1949...	5,863	...	9	24	164	977	1,875	1,830	984
29 acres 1954...	72,401	...	139	173	1,265	7,746	18,869	27,459	16,750
30 1949...	83,544	...	46	129	1,214	8,881	23,386	29,310	20,578
31 bales 1954...	48,736	...	84	108	776	4,901	12,478	18,667	11,722
32 1949...	36,340	...	19	50	481	3,663	9,830	12,930	9,367
33 Tobacco harvested.....multiple units reporting 1954...	953	...	21	16	79	295	313	191	38
34 1949...	1,060	...	5	20	87	314	378	210	46
35 subunits reporting 1954...	1,777	...	21	17	88	398	582	499	172
36 1949...	2,135	...	6	23	101	459	674	661	211
37 acres 1954...	5,964	...	54	42	241	1,254	1,946	1,679	748
38 1949...	5,430	...	9	49	212	1,070	1,785	1,637	668
39 pounds 1954...	5,732,618	...	43,900	36,732	201,627	1,159,450	1,899,728	1,673,053	718,528
40 1949...	6,238,386	...	10,300	51,050	234,504	1,229,492	2,145,814	1,831,937	735,289
41 Peanuts harvested for picking or threshing.....multiple units reporting 1954...	2,160	...	13	18	125	519	744	590	151
42 1949...	3,025	...	10	42	208	844	1,102	649	170
43 subunits reporting 1954...	4,756	...	14	19	138	725	1,436	1,702	722
44 1949...	7,849	...	10	46	263	1,408	2,525	2,364	1,233
45 acres 1954...	91,764	...	64	113	1,177	7,990	22,832	37,239	22,349
46 1949...	172,727	...	56	371	2,708	19,733	50,250	60,820	38,789
47 pounds 1954...	54,592,076	...	43,600	51,565	651,362	4,425,522	13,285,987	22,720,122	13,413,918
48 1949...	139,921,633	...	50,100	375,398	2,041,507	16,024,124	41,426,378	49,946,336	30,057,790
49 Horses and/or mules....multiple units reporting 1954...	2,072	2	25	25	128	512	689	547	144
50 1950...	2,970	5	21	48	212	821	1,063	631	169
51 number 1954...	8,710	2	39	41	256	1,208	2,262	2,934	1,968
52 1950...	15,834	9	35	92	542	2,493	4,551	4,886	3,226
53 Landlord-tenant operations containing multiple units:									
54 All subunits including home farm.....number 1954...	8,615	7	121	86	445	1,637	2,466	2,613	1,240
55 1950...	11,765	59	95	153	576	2,300	3,484	3,291	1,807
56 Land in all subunits including home farm.....acres 1954...	1,522,422	114	7,800	5,126	36,540	159,603	344,307	530,196	438,736
57 1950...	1,716,557	11,864	14,604	9,296	40,763	197,755	431,563	578,684	432,028
58 Owned by operator of multiple unit.....acres 1954...	1,207,331	114	7,546	4,857	34,452	144,265	289,289	410,243	316,565
59 1950...	1,444,174	10,339	14,235	8,457	38,834	175,950	368,654	486,947	340,758
60 Rented by operator of multiple unit.....acres 1954...	315,091	...	254	269	2,088	15,338	55,018	119,953	122,171
61 1950...	272,383	1,525	369	839	1,929	21,805	62,909	91,737	91,270
62 Subunits not included in multiple units.....operators reporting 1954...	679	1	24	10	50	148	195	181	70
63 1950...	884	9	13	25	65	188	270	230	84
64 number 1954...	1,430	1	32	10	82	243	334	374	354
65 1950...	1,887	26	38	45	94	334	431	527	392
66 Share tenants.....number 1954...	841	1	18	4	47	144	213	216	198
67 1950...	946	4	11	14	46	152	223	300	196
68 Other tenants, not croppers nor share tenants.....number 1954...	589	...	14	6	35	99	121	158	156
69 1950...	941	22	27	31	48	182	208	227	196
70 Land in subunits not included in multiple units.....acres 1954...	132,741	75	1,676	415	6,682	14,268	32,734	36,597	40,294
1950...	174,229	3,849	3,472	2,539	5,852	20,637	40,991	50,739	46,150

MULTIPLE-UNIT OPERATIONS

Economic Area Table 4.—MULTIPLE-UNIT OPERATIONS, BY ACRES OF CROPLAND HARVESTED: CENSUSES OF 1954 AND 1950—Continued

Item (For definitions and explanations, see text)	Total	Area 8								
		Acres of cropland harvested								
		None	Under 20 acres	20 to 29 acres	30 to 49 acres	50 to 99 acres	100 to 199 acres	200 to 499 acres	500 acres and over	
1 Multiple-unit operations.....number 1954...	3,338	3	103	170	463	1,191	989	372	47	
2 1950...	3,988	16	131	202	585	1,512	1,115	368	59	
3 Subunits in multiple-unit operations.....total number 1954...	8,622	6	208	346	966	2,667	2,651	1,449	329	
4 1950...	10,536	31	270	424	1,231	3,396	3,172	1,548	464	
5 Home farms.....number 1954...	3,242	2	99	165	451	1,162	960	357	46	
6 1950...	3,755	14	129	198	563	1,411	1,048	336	56	
7 Cropper farms.....number 1954...	5,380	4	109	181	515	1,505	1,691	1,092	283	
8 1950...	6,781	17	141	226	668	1,985	2,124	1,212	408	
9 Land in multiple-unit operations....total acres 1954...	1,502,469	755	27,557	26,497	99,442	337,063	490,066	400,722	120,367	
10 1950...	1,600,174	3,846	40,274	47,532	126,328	366,989	506,393	371,412	137,404	
11 Home farms.....acres 1954...	1,259,945	610	25,732	22,336	82,668	274,487	410,892	345,014	98,206	
12 1950...	1,261,089	3,253	37,050	40,824	99,864	279,576	397,363	297,328	105,831	
13 Cropper farms.....acres 1954...	242,524	145	1,825	4,161	16,774	62,576	79,174	55,708	22,161	
14 1950...	339,085	593	3,220	6,708	26,464	87,413	109,030	74,084	31,573	
15 Cropland harvested.....total acres 1954...	383,532	...	1,257	4,224	18,326	86,328	135,465	103,812	34,120	
16 1949...	442,224	...	1,971	4,937	23,341	107,995	151,389	104,433	48,158	
17 Corn harvested for grain.....multiple units reporting 1954...	3,168	...	61	149	433	1,147	967	365	46	
18 1949...	3,788	...	94	183	558	1,456	1,087	353	57	
19 subunits reporting 1954...	5,984	...	66	181	563	1,842	2,000	1,071	261	
20 1949...	7,855	...	113	221	840	2,583	2,501	1,214	383	
21 acres 1954...	156,073	...	567	2,098	8,926	38,857	56,042	37,950	11,633	
22 1949...	182,935	...	943	2,412	11,456	48,897	62,629	41,004	15,594	
23 bushels 1954...	2,265,967	...	7,237	29,648	133,940	570,863	810,739	574,951	138,589	
24 1949...	2,695,381	...	14,052	33,445	169,231	704,343	932,125	605,974	236,211	
25 Cotton harvested.....multiple units reporting 1954...	2,745	...	33	107	316	996	897	351	45	
26 1949...	2,969	...	35	104	348	1,150	943	336	53	
27 subunits reporting 1954...	4,656	...	33	116	356	1,352	1,592	976	231	
28 1949...	5,490	...	42	112	427	1,696	1,859	1,013	341	
29 acres 1954...	52,254	...	180	615	2,347	11,270	18,196	14,458	5,188	
30 1949...	71,431	...	183	720	2,998	16,000	25,148	17,980	8,402	
31 bales 1954...	34,685	...	117	415	1,544	7,494	11,979	9,830	3,306	
32 1949...	26,823	...	67	218	1,040	5,943	8,925	7,287	3,343	
33 Tobacco harvested.....multiple units reporting 1954...	3,133	...	79	155	434	1,119	950	350	46	
34 1949...	3,506	...	90	160	517	1,353	1,011	324	51	
35 subunits reporting 1954...	5,746	...	89	180	537	1,721	1,928	1,063	228	
36 1949...	6,303	...	103	181	674	2,068	2,036	965	276	
37 acres 1954...	21,316	...	265	505	1,743	6,005	7,410	4,345	1,043	
38 1949...	19,457	...	237	402	1,757	5,729	6,801	3,376	1,155	
39 pounds 1954...	23,568,796	...	253,790	547,139	1,949,797	6,659,285	8,239,741	4,849,165	1,069,879	
40 1949...	23,018,922	...	269,532	466,470	2,097,477	7,070,022	7,947,088	3,920,490	1,247,843	
41 Peanuts harvested for picking or threshing.....multiple units reporting 1954...	932	...	4	11	69	287	359	174	28	
42 1949...	1,605	...	9	28	113	568	610	233	44	
43 subunits reporting 1954...	1,443	...	4	11	75	343	539	381	90	
44 1949...	2,845	...	11	28	136	791	1,046	603	230	
45 acres 1954...	10,762	...	17	50	332	2,055	3,910	3,517	881	
46 1949...	26,484	...	47	129	747	5,602	9,806	7,429	2,724	
47 pounds 1954...	6,148,883	...	12,600	20,620	178,026	1,134,255	2,163,889	2,228,705	410,788	
48 1949...	18,423,284	...	33,954	64,875	483,697	3,888,827	6,863,504	5,187,536	1,900,891	
49 Horses and/or mules....multiple units reporting 1954...	2,679	...	57	104	334	972	837	330	45	
50 1950...	3,643	...	5	98	324	1,387	1,036	347	59	
51 number 1954...	6,350	...	84	157	513	1,645	1,939	1,455	557	
52 1950...	11,349	...	9	154	331	1,118	3,272	3,467	828	
53 Landlord-tenant operations containing multiple units: All subunits including home farm.....number 1954...	10,220	9	285	407	1,119	3,026	3,121	1,803	450	
54 1950...	12,558	44	377	518	1,464	3,928	3,675	1,997	555	
55 Land in all subunits including home farm.....acres 1954...	1,603,316	915	31,582	29,938	108,174	354,698	521,682	426,682	129,645	
56 1950...	1,740,074	4,345	46,658	52,470	139,486	397,406	544,600	405,499	149,610	
57 Owned by operator of multiple unit..acres 1954...	1,489,562	915	31,151	27,458	105,661	334,759	484,579	386,417	118,622	
58 1950...	1,619,608	4,276	39,651	51,315	135,631	372,964	505,418	376,610	133,743	
59 Rented by operator of multiple unit.....acres 1954...	113,754	...	431	2,480	2,513	19,939	37,103	40,265	11,023	
60 1950...	120,466	69	7,007	1,155	3,855	24,442	39,182	28,889	15,867	
61 Subunits not included in multiple units.....operators reporting 1954...	824	1	48	42	96	236	239	137	25	
62 1950...	1,089	6	58	66	146	347	281	149	36	
63 number 1954...	1,598	3	77	61	153	359	470	354	121	
64 1950...	2,022	13	107	94	233	532	503	449	91	
65 Share tenants.....number 1954...	1,124	...	57	41	122	255	343	223	83	
66 1950...	1,273	5	56	46	144	314	339	293	76	
67 Other tenants, not croppers nor share tenants.....number 1954...	474	3	20	20	31	104	127	131	38	
68 1950...	749	8	51	48	89	218	164	156	15	
69 Land in subunits not included in multiple units.....acres 1954...	100,847	160	4,025	3,441	8,732	17,635	31,616	25,960	9,278	
70 1950...	139,900	499	6,388	4,938	13,158	30,417	38,207	34,087	12,206	

Economic Area Table 4.—MULTIPLE-UNIT OPERATIONS, BY ACRES OF CROPLAND HARVESTED: CENSUSES OF 1954 AND 1950—Continued

Item (For definitions and explanations, see text)	Areas 9 and E								
	Total	Acres of cropland harvested							
		None	Under 20 acres	20 to 29 acres	30 to 49 acres	50 to 99 acres	100 to 199 acres	200 to 499 acres	500 acres and over
1 Multiple-unit operations.....number 1954...	478	7	49	44	92	167	95	22	2
2 1950...	352	5	52	37	77	105	61	15	...
3 Subunits in multiple-unit									
4 operations.....total number 1954...	1,116	14	102	91	192	372	250	87	8
5 1950...	821	11	107	76	163	243	164	57	...
6 Home farms.....number 1954...	478	7	49	44	92	167	95	22	2
7 1950...	336	5	52	36	74	98	57	14	...
8 Cropper farms.....number 1954...	638	7	53	47	100	205	155	65	6
9 1950...	485	6	55	40	89	145	107	43	...
10 Land in multiple-unit operations....total acres 1954...	282,252	3,229	14,141	12,391	27,223	90,463	82,567	47,446	4,792
11 1950...	212,976	501	32,619	9,078	25,566	65,676	65,743	33,793	...
12 Home farms.....acres 1954...	260,669	3,138	13,341	11,360	24,340	82,512	77,022	44,336	4,620
13 1950...	186,480	143	80,787	7,764	20,582	39,268	57,141	30,795	...
14 Cropper farms.....acres 1954...	21,583	91	800	1,031	2,883	7,951	5,545	3,110	172
15 1950...	26,496	358	1,832	1,314	4,984	6,408	8,602	2,998	...
16 Cropland harvested.....total acres 1954...	37,989	...	545	1,064	3,587	12,054	12,700	6,911	1,128
17 1949...	24,293	...	591	911	3,037	7,587	7,858	4,309	...
18 Corn harvested for									
19 grain.....multiple units reporting 1954...	442	...	33	41	90	162	92	22	2
20 1949...	310	...	36	32	70	99	58	15	...
21 subunits reporting 1954...	696	...	38	48	119	249	176	62	4
22 1949...	521	...	40	45	98	179	119	40	...
23 acres 1954...	17,693	...	268	639	1,837	5,539	5,869	3,212	329
24 1949...	10,209	...	270	423	1,361	3,196	3,157	1,802	...
25 bushels 1954...	325,977	...	5,304	11,508	31,139	107,639	109,209	58,223	2,955
26 1949...	150,111	...	5,124	6,251	20,950	47,296	45,777	24,713	...
27 Cotton harvested.....multiple units reporting 1954...	246	...	7	14	39	104	64	17	1
28 1949...	159	...	6	10	29	55	47	12	...
29 subunits reporting 1954...	329	...	8	14	43	129	97	34	4
30 1949...	229	...	6	10	35	82	76	20	...
31 acres 1954...	2,517	...	17	45	170	732	917	565	71
32 1949...	2,775	...	25	71	207	756	1,248	468	...
33 bales 1954...	1,843	...	13	36	122	555	663	416	38
34 1949...	748	...	6	26	82	240	302	92	...
35 Tobacco harvested.....multiple units reporting 1954...	439	...	39	43	88	159	88	21	1
36 1949...	309	...	40	31	72	96	57	13	...
37 subunits reporting 1954...	701	...	46	47	116	244	187	59	2
38 1949...	461	...	44	34	93	155	101	34	...
39 acres 1954...	2,921	...	133	158	413	1,037	865	306	9
40 1949...	1,559	...	107	78	275	542	405	152	...
41 pounds 1954...	3,669,718	...	147,345	209,855	505,530	1,309,531	1,073,707	418,750	5,000
42 1949...	1,885,707	...	139,544	92,873	324,331	653,874	447,619	227,466	...
43 Peanuts harvested for picking or									
44 threshing.....multiple units reporting 1954...	13	1	3	4	5	...
45 1949...	17	1	6	8
46 subunits reporting 1954...	17	1	4	4	8	...
47 1949...	22	2	6
48 acres 1954...	145	2	25	39	79	...
49 1949...	240	7	65	158
50 pounds 1954...	45,758	2,340	8,340	4,270	30,808	...
51 1949...	110,424	3,400	7,500	28,824	70,700
52 Horses and/or mules....multiple units reporting 1954...	346	1	27	25	67	126	78	21	1
53 1950...	303	1	41	31	67	94	54	15	...
54 number 1954...	634	2	72	34	98	205	141	80	2
55 1950...	753	1	67	56	137	218	194	80	...
56 Landlord-tenant operations containing multiple units:									
57 All subunits including home farm.....number 1954...	1,319	19	119	96	215	430	313	118	9
58 1950...	1,053	12	134	105	208	314	208	72	...
59 Land in all subunits including									
60 home farm.....acres 1954...	294,259	3,467	15,059	12,476	28,211	94,089	84,684	51,473	4,800
61 1950...	235,047	543	36,496	12,791	28,506	53,368	68,754	34,589	...
62 Owned by operator of multiple unit.....acres 1954...	279,416	3,467	14,629	12,273	27,678	91,003	78,684	46,882	4,800
63 1950...	205,687	543	27,137	12,307	23,174	49,953	59,184	33,389	...
64 Rented by operator of multiple									
65 unit.....acres 1954...	14,843	...	430	203	533	3,086	6,000	4,591	...
66 1950...	29,360	...	9,359	484	5,332	3,415	9,570	1,200	...
67 Subunits not included in multiple									
68 units.....operators reporting 1954...	121	3	11	5	20	36	34	11	1
69 1950...	117	1	16	11	21	37	23	8	...
70 number 1954...	203	5	17	5	23	58	63	31	1
71 1950...	232	1	27	29	45	71	44	15	...
72 Share tenants.....number 1954...	137	4	15	1	13	39	52	12	1
73 1950...	130	1	9	18	24	42	25	11	...
74 Other tenants, not croppers									
75 nor share tenants.....number 1954...	66	1	2	4	10	19	11	19	...
76 1950...	102	...	18	11	21	29	19	4	...
77 Land in subunits not included									
78 in multiple units.....acres 1954...	12,007	238	918	85	988	3,626	2,117	4,027	8
79 1950...	22,071	42	3,877	3,713	2,940	7,692	3,011	796	...

MULTIPLE-UNIT OPERATIONS

Economic Area Table 5.—MULTIPLE-UNIT OPERATIONS, BY NUMBER OF SUBUNITS: CENSUSES OF 1954 AND 1950

Item (For definitions and explanations, see text)	The State						
	Total	Number of subunits					
		2	3	4	5 to 9	10 to 19	20 and over
1 Multiple-unit operations.....number 1954...	14,912	9,637	2,821	1,137	1,168	140	9
2 1950...	19,227	11,937	3,860	1,529	1,613	254	34
3 Subunits in multiple-unit operations.....total number 1954...	41,281	19,274	8,463	4,548	7,021	1,755	220
4 1950...	55,261	23,874	11,580	6,116	9,736	3,101	854
5 Home farms.....number 1954...	14,422	9,315	2,728	1,100	1,132	138	9
6 1950...	17,877	11,069	3,622	1,421	1,499	232	34
7 Cropper farms.....number 1954...	26,859	9,959	5,735	3,448	5,889	1,617	211
8 1950...	37,384	12,805	7,958	4,695	8,237	2,869	820
9 Land in multiple-unit operations....total acres 1954...	7,213,079	2,892,910	1,548,929	848,128	1,514,266	354,712	54,134
10 1950...	8,146,765	3,107,795	1,596,415	1,021,539	1,657,569	588,343	175,104
11 Home farms.....acres 1954...	6,031,604	2,454,395	1,303,500	703,677	1,243,292	280,472	46,268
12 1950...	6,253,902	2,485,176	1,214,395	786,347	1,218,912	424,615	124,457
13 Cropper farms.....acres 1954...	1,181,475	438,515	245,429	144,451	270,974	74,240	7,866
14 1950...	1,892,863	622,619	382,020	235,192	438,657	163,728	50,647
15 Cropland harvested.....total acres 1954...	2,064,281	837,602	431,963	241,945	426,513	111,478	14,780
16 1949...	2,560,483	954,032	517,967	325,912	531,169	183,334	48,069
17 Corn harvested for grain.....multiple units reporting 1954...	14,016	8,917	2,710	1,098	1,146	136	9
18 1949...	18,291	11,181	3,739	1,496	1,593	248	34
19 subunits reporting 1954...	30,191	13,501	6,233	3,433	5,430	1,410	184
20 1949...	43,204	18,093	9,017	4,901	7,902	2,611	680
21 acres 1954...	703,453	289,350	151,506	81,366	143,045	33,127	5,059
22 1949...	886,963	341,873	177,218	111,315	178,686	59,839	18,032
23 bushels 1954...	8,311,898	3,444,782	1,785,883	979,476	1,632,507	398,770	70,480
24 1949...	12,800,533	4,805,417	2,575,010	1,663,405	2,649,717	878,028	228,956
25 Cotton harvested.....multiple units reporting 1954...	12,791	7,842	2,581	1,085	1,135	139	9
26 1949...	15,932	9,344	3,385	1,413	1,515	241	34
27 subunits reporting 1954...	27,006	11,018	5,622	3,258	5,429	1,516	163
28 1949...	36,310	14,158	7,545	4,330	7,141	2,463	673
29 acres 1954...	407,616	151,105	81,863	48,314	93,991	28,722	3,621
30 1949...	605,126	211,606	121,987	79,881	129,626	47,371	14,655
31 bales 1954...	251,544	91,399	50,929	29,790	59,079	17,960	2,387
32 1949...	254,788	84,403	49,811	35,017	57,821	21,023	6,713
33 Tobacco harvested.....multiple units reporting 1954...	4,885	3,214	997	355	293	25	1
34 1949...	5,156	3,276	1,056	397	384	39	4
35 subunits reporting 1954...	8,744	4,281	2,063	963	1,198	216	23
36 1949...	9,298	4,460	1,977	1,004	1,540	312	5
37 acres 1954...	31,786	15,984	7,262	3,362	4,268	795	115
38 1949...	27,470	13,337	5,892	3,024	4,150	1,049	18
39 pounds 1954...	34,006,015	16,941,909	7,882,195	3,598,845	4,724,370	721,456	137,240
40 1949...	32,178,082	15,715,148	6,995,550	3,494,899	4,786,414	1,168,473	17,598
41 Peanuts harvested for picking or threshing.....multiple units reporting 1954...	4,802	2,621	1,077	468	567	65	4
42 1949...	7,841	4,147	1,774	811	929	163	17
43 subunits reporting 1954...	10,022	3,563	2,148	1,260	2,423	580	48
44 1949...	18,436	6,162	3,813	2,396	4,227	1,545	293
45 acres 1954...	171,105	59,418	33,651	22,453	45,906	8,489	1,188
46 1949...	333,289	103,381	66,547	44,532	84,576	29,406	4,847
47 pounds 1954...	105,444,745	35,461,102	20,089,214	13,828,954	29,709,120	5,476,027	880,328
48 1949...	258,168,643	77,067,891	50,882,040	35,195,083	67,703,745	23,169,705	4,150,179
49 Horses and/or mules....multiple units reporting 1954...	12,117	7,416	2,422	1,042	1,091	138	8
50 1950...	17,613	10,657	3,645	1,470	1,558	249	34
51 number 1954...	40,897	16,132	8,216	4,725	8,801	2,683	340
52 1950...	72,121	28,190	14,452	8,578	14,241	5,305	1,355
53 Landlord-tenant operations containing multiple units: All subunits including home farm.....number 1954...	48,543	22,547	9,980	5,303	8,380	2,054	279
54 1950...	65,646	28,603	13,487	7,341	11,510	3,608	1,097
55 Land in all subunits including home farm.....acres 1954...	7,694,477	3,095,198	1,643,845	900,167	1,618,866	374,675	61,726
56 1950...	8,945,789	3,444,662	1,756,827	1,105,248	1,804,897	642,460	191,695
57 Owned by operator of multiple unit..acres 1954...	6,510,361	2,646,094	1,392,519	767,778	1,327,222	316,510	60,238
58 1950...	7,664,091	2,974,171	1,505,212	967,674	1,522,520	514,081	180,433
59 Rented by operator of multiple unit.....acres 1954...	1,184,116	449,104	251,326	132,389	291,644	58,165	1,488
60 1950...	1,281,698	470,491	251,615	137,574	282,377	128,379	11,262
61 Subunits not included in multiple units.....operators reporting 1954...	3,664	2,046	720	358	459	73	8
62 1950...	5,212	2,813	1,060	501	680	133	25
63 number 1954...	7,262	3,273	1,517	755	1,359	299	59
64 1950...	10,385	4,729	1,907	1,235	1,774	497	243
65 Share tenants.....number 1954...	3,796	1,766	818	425	599	155	33
66 1950...	5,012	2,235	935	544	920	284	94
67 Other tenants, not croppers nor share tenants.....number 1954...	3,466	1,507	699	330	760	144	26
68 1950...	5,373	2,494	972	691	854	213	149
69 Land in subunits not included in multiple units.....acres 1954...	481,398	202,288	94,916	52,039	104,600	19,963	7,592
70 1950...	799,024	336,867	160,412	83,709	147,328	54,117	16,591

Economic Area Table 5.—MULTIPLE-UNIT OPERATIONS, BY NUMBER OF SUBUNITS: CENSUSES OF 1954 AND 1950—Continued

Item (For definitions and explanations, see text)		Areas 1 and A						
		Total	Number of subunits					
			2	3	4	5 to 9	10 to 19	20 and over
1	Multiple-unit operations.....number 1954...	875	642	134	54	38	6	1
2	1950...	1,159	846	182	66	53	9	3
3	Subunits in multiple-unit operations.....total number 1954...	2,238	1,284	402	216	230	76	30
4	1950...	3,002	1,692	546	264	299	114	87
5	Home farms.....number 1954...	845	624	128	51	36	5	1
6	1950...	1,095	800	175	62	46	9	3
7	Cropper farms.....number 1954...	1,393	660	274	165	194	71	29
8	1950...	1,907	892	371	202	253	105	84
9	Land in multiple-unit operations...total acres 1954...	294,215	156,604	50,338	33,641	39,573	10,499	3,560
10	1950...	357,994	183,439	62,031	39,260	39,854	22,511	10,899
11	Home farms.....acres 1954...	243,398	134,309	41,650	28,080	28,799	7,864	2,696
12	1950...	283,751	149,575	48,118	29,979	29,090	18,915	8,074
13	Cropper farms.....acres 1954...	50,817	22,295	8,688	5,561	10,774	2,635	864
14	1950...	74,243	33,864	13,913	9,281	10,764	3,596	2,825
15	Cropland harvested.....total acres 1954...	77,543	37,925	14,505	10,742	10,151	3,371	849
16	1949...	100,781	50,682	18,227	11,416	11,833	4,715	3,908
17	Corn harvested for grain.....multiple units reporting 1954...	836	610	129	53	37	6	1
18	1949...	1,072	767	176	66	52	8	3
19	subunits reporting 1954...	1,664	958	298	177	156	61	14
20	1949...	2,196	1,250	395	200	212	82	57
21	acres 1954...	23,966	13,182	4,490	2,829	2,466	813	186
22	1949...	28,105	14,580	4,906	3,271	3,142	1,208	998
23	bushels 1954...	427,005	226,435	80,635	60,094	43,132	14,274	2,435
24	1949...	540,691	268,434	92,741	60,387	69,954	22,250	26,925
25	Cotton harvested.....multiple units reporting 1954...	762	539	126	52	38	6	1
26	1949...	1,077	769	177	66	53	9	3
27	subunits reporting 1954...	1,532	806	289	168	200	68	1
28	1949...	2,297	1,232	416	221	251	108	69
29	acres 1954...	24,808	10,091	5,024	2,959	4,757	1,522	455
30	1949...	42,289	20,050	7,592	4,334	5,679	2,763	1,871
31	bales 1954...	19,005	7,397	3,975	2,383	3,541	1,335	374
32	1949...	18,587	8,737	3,193	1,943	2,640	975	1,099
33	Tobacco harvested.....multiple units reporting 1954...	5	3	2
34	1949...	2	2
35	subunits reporting 1954...	6	3	3
36	1949...	3	3
37	acres 1954...	7	4	3
38	1949...	3	3
39	pounds 1954...	9,175	6,675	2,500
40	1949...	2,881	2,881
41	Peanuts harvested for picking or threshing.....multiple units reporting 1954...	9	8	1
42	1949...	7	6	1
43	subunits reporting 1954...	11	10	1
44	1949...	7	6	1
45	acres 1954...	11	9	2
46	1949...	17	15	2
47	pounds 1954...	4,786	4,346	440
48	1949...	8,680	6,680	2,000
49	Horses and/or mules....multiple units reporting 1954...	626	443	98	47	31	6	1
50	1950...	979	695	163	61	48	9	3
51	number 1954...	1,768	971	279	219	165	92	42
52	1950...	3,395	1,894	619	276	312	227	67
53	Landlord-tenant operations containing multiple units: All subunits including home farm.....number 1954...	2,574	1,478	458	246	271	91	30
54	1950...	3,488	2,002	615	309	336	130	96
55	Land in all subunits including home farm.....acres 1954...	312,924	165,818	53,599	34,117	44,977	10,853	3,560
56	1950...	395,269	204,020	66,104	44,502	42,890	23,615	14,138
57	Owned by operator of multiple unit..acres 1954...	256,764	138,674	41,752	28,495	35,849	8,994	3,000
58	1950...	334,634	168,411	55,080	37,867	37,853	21,895	13,528
59	Rented by operator of multiple unit.....acres 1954...	56,160	27,144	11,847	5,622	9,128	1,859	560
60	1950...	60,635	35,609	11,024	6,635	5,037	1,720	610
61	Subunits not included in multiple units.....operators reporting 1954...	183	115	26	20	18	4	...
62	1950...	286	192	52	19	18	3	2
63	number 1954...	336	194	56	30	41	15	...
64	1950...	486	310	69	45	37	16	9
65	Share tenants.....number 1954...	196	113	33	16	24	10	...
66	1950...	321	186	49	37	25	16	8
67	Other tenants, not croppers nor share tenants.....number 1954...	140	81	23	14	17	5	...
68	1950...	165	124	20	8	12	...	1
69	Land in subunits not included in multiple units.....acres 1954...	18,709	9,214	3,261	476	5,404	354	...
70	1950...	37,275	20,581	4,073	5,242	3,036	1,104	3,239

MULTIPLE-UNIT OPERATIONS

Economic Area Table 5.—MULTIPLE-UNIT OPERATIONS, BY NUMBER OF SUBUNITS: CENSUSES OF 1954 AND 1950—Continued

Item (For definitions and explanations, see text)		Area 2						
		Total	Number of subunits					
			2	3	4	5 to 9	10 to 19	20 and over
1	Multiple-unit operations.....number 1954...	247	204	29	12	2
2	1950...	324	272	43	5	4
3	Subunits in multiple-unit operations.....total number 1954...	554	408	87	48	11
4	1950...	716	544	129	20	23
5	Home farms.....number 1954...	243	201	29	11	2
6	1950...	321	269	43	5	4
7	Cropper farms.....number 1954...	311	207	58	37	9
8	1950...	395	275	86	15	19
9	Land in multiple-unit operations...total acres 1954...	57,653	40,759	10,694	4,979	1,221
10	1950...	73,598	52,559	9,946	8,329	2,764
11	Home farms.....acres 1954...	49,828	35,547	9,849	3,259	1,173
12	1950...	63,113	45,089	8,357	7,841	1,826
13	Cropper farms.....acres 1954...	7,825	5,212	845	1,720	48
14	1950...	10,485	7,470	1,589	488	938
15	Cropland harvested.....total acres 1954...	6,020	3,986	1,204	784	46
16	1949...	9,162	6,719	1,464	525	454
17	Corn harvested for grain.....multiple units reporting 1954...	239	197	28	12	2
18	1949...	304	254	42	4	4
19	subunits reporting 1954...	433	319	71	35	8
20	1949...	537	404	104	13	16
21	acres 1954...	3,521	2,389	650	439	43
22	1949...	4,617	3,388	811	241	177
23	bushels 1954...	84,063	59,243	16,415	7,340	1,065
24	1949...	110,088	79,210	19,596	8,142	3,340
25	Cotton harvested.....multiple units reporting 1954...	46	36	5	5
26	1949...	83	63	15	3	2
27	subunits reporting 1954...	65	43	11	11
28	1949...	120	77	26	7	10
29	acres 1954...	433	240	103	90
30	1949...	861	500	155	48	158
31	bales 1954...	307	180	75	52
32	1949...	237	153	39	13	32
33	Tobacco harvested.....multiple units reporting 1954...	2	1	1
34	1949...	2	2
35	subunits reporting 1954...	2	1	1
36	1949...	3	3
37	acres 1954...	1	1	(2)
38	1949...	2	2
39	pounds 1954...	1,150	900	250
40	1949...	2,100	2,100
41	Peanuts harvested for picking or threshing.....multiple units reporting 1954...
42	1949...	1	1
43	subunits reporting 1954...
44	1949...	2	2
45	acres 1954...
46	1949...	1	1
47	pounds 1954...
48	1949...	150	150
49	Horses and/or mules...multiple units reporting 1954...	199	162	25	10	2
50	1950...	290	240	42	4	4
51	number 1954...	334	256	51	22	5
52	1950...	581	442	96	18	25
53	Landlord-tenant operations containing multiple units: All subunits including home farm.....number 1954...	628	461	99	53	15
54	1950...	864	652	150	33	29
55	Land in all subunits including home farm.....acres 1954...	60,164	42,961	10,880	5,064	1,259
56	1950...	78,023	56,144	10,284	8,786	2,809
57	Owned by operator of multiple unit...acres 1954...	58,487	41,532	10,767	4,929	1,259
58	1950...	72,727	51,447	9,735	8,786	2,759
59	Rented by operator of multiple unit.....acres 1954...	1,677	1,429	113	135
60	1950...	5,296	4,697	549	...	50
61	Subunits not included in multiple units.....operators reporting 1954...	48	36	8	2	2
62	1950...	92	72	14	4	2
63	number 1954...	74	53	12	5	4
64	1950...	148	108	21	13	6
65	Share tenants.....number 1954...	36	23	9	2	2
66	1950...	62	46	8	7	1
67	Other tenants, not croppers for share tenants.....number 1954...	38	30	3	3	2
68	1950...	86	62	13	6	5
69	Land in subunits not included in multiple units.....acres 1954...	2,511	2,202	186	85	38
70	1950...	4,425	3,585	338	457	45

2 Reported in small fractions.

Economic Area Table 5.—MULTIPLE-UNIT OPERATIONS, BY NUMBER OF SUBUNITS: CENSUSES OF 1954 AND 1950—Continued

Item (For definitions and explanations, see text)		Areas 3 and B						
		Total	Number of subunits					
			2	3	4	5 to 9	10 to 19	20 and over
1	Multiple-unit operations.....number 1954...	1,771	1,349	276	86	57	3	...
2	1950...	2,300	1,694	378	122	97	9	...
3	Subunits in multiple-unit operations.....total number 1954...	4,240	2,698	828	344	328	42	...
4	1950...	5,685	3,388	1,134	488	565	110	...
5	Home farms.....number 1954...	1,719	1,311	265	85	55	3	...
6	1950...	2,161	1,590	356	117	90	8	...
7	Cropper farms.....number 1954...	2,521	1,387	563	259	273	39	...
8	1950...	3,524	1,798	778	371	475	102	...
9	Land in multiple-unit operations....total acres 1954...	419,811	222,007	110,344	41,900	41,364	4,196	...
10	1950...	493,681	263,145	114,429	42,884	62,506	10,717	...
11	Home farms.....acres 1954...	337,005	179,077	92,209	34,179	29,116	2,424	...
12	1950...	351,002	193,455	83,988	29,136	39,985	4,438	...
13	Cropper farms.....acres 1954...	82,806	42,930	18,135	7,721	12,248	1,772	...
14	1950...	142,679	69,690	30,441	13,748	22,521	6,279	...
15	Gropland harvested.....total acres 1954...	104,140	57,819	23,539	10,798	10,690	1,294	...
16	1949...	151,845	81,844	31,513	15,610	18,344	4,534	...
17	Corn harvested for grain.....multiple units reporting 1954...	1,679	1,266	270	84	56	3	...
18	1949...	2,196	1,606	367	118	96	9	...
19	subunits reporting 1954...	3,184	1,984	636	265	262	37	...
20	1949...	4,443	2,619	917	377	442	88	...
21	acres 1954...	36,254	21,597	7,951	3,280	2,947	479	...
22	1949...	52,203	29,518	11,127	4,595	5,545	1,418	...
23	bushels 1954...	430,314	256,267	94,802	42,825	30,845	5,575	...
24	1949...	833,081	474,921	168,002	77,504	91,045	21,609	...
25	Cotton harvested.....multiple units reporting 1954...	1,443	1,051	249	85	55	3	...
26	1949...	2,046	1,457	361	122	97	9	...
27	subunits reporting 1954...	2,606	1,491	551	266	261	37	...
28	1949...	4,022	2,234	862	374	460	92	...
29	acres 1954...	27,373	14,273	6,278	3,139	3,219	464	...
30	1949...	51,082	25,967	10,835	5,556	6,811	1,913	...
31	bales 1954...	15,805	8,109	3,689	1,795	1,956	256	...
32	1949...	20,383	10,154	4,149	2,299	2,958	823	...
33	Tobacco harvested.....multiple units reporting 1954...
34	1949...
35	subunits reporting 1954...
36	1949...
37	acres 1954...
38	1949...
39	pounds 1954...
40	1949...
41	Peanuts harvested for picking or threshing.....multiple units reporting 1954...	17	13	4
42	1949...	18	12	3	3
43	subunits reporting 1954...	18	14	4
44	1949...	21	14	4	3
45	acres 1954...	52	24	28
46	1949...	20	13	4	3
47	pounds 1954...	10,291	8,591	1,700
48	1949...	6,648	4,543	1,200	905
49	Horses and/or mules....multiple units reporting 1954...	1,495	1,120	245	78	50	2	...
50	1950...	2,145	1,565	361	118	92	9	...
51	number 1954...	4,103	2,483	852	379	338	51	...
52	1950...	6,974	3,965	1,391	640	799	179	...
53	Landlord-tenant operations containing multiple units: All subunits including home farm.....number 1954...	4,849	3,038	973	389	373	76	...
54	1950...	6,609	3,902	1,329	570	682	126	...
55	Land in all subunits including home farm.....acres 1954...	447,840	235,927	115,568	44,633	43,737	7,975	...
56	1950...	552,937	291,289	130,474	47,433	72,211	11,530	...
57	Owned by operator of multiple unit..acres 1954...	397,016	206,771	104,902	40,446	36,953	7,944	...
58	1950...	497,395	257,129	121,353	43,058	65,731	10,124	...
59	Rented by operator of multiple unit.....acres 1954...	50,824	29,156	10,666	4,187	6,784	31	...
60	1950...	55,542	34,160	9,121	4,375	6,480	1,406	...
61	Subunits not included in multiple units.....operators reporting 1954...	366	249	70	26	19	2	...
62	1950...	537	338	112	41	42	4	...
63	number 1954...	609	340	145	45	45	34	...
64	1950...	924	514	195	82	117	16	...
65	Share tenants.....number 1954...	339	201	88	19	22	9	...
66	1950...	541	273	129	54	81	4	...
67	Other tenants, not croppers nor share tenants.....number 1954...	270	139	57	26	23	25	...
68	1950...	383	241	66	28	36	12	...
69	Land in subunits not included in multiple units.....acres 1954...	28,029	13,920	5,224	2,733	2,373	3,779	...
70	1950...	59,256	28,144	16,045	4,549	9,705	813	...

MULTIPLE-UNIT OPERATIONS

Economic Area Table 5.—MULTIPLE-UNIT OPERATIONS, BY NUMBER OF SUBUNITS: CENSUSES OF 1954 AND 1950—Continued

Item (For definitions and explanations, see text)		Area 4a						
		Total	Number of subunits					
			2	3	4	5 to 9	10 to 19	20 and over
1	Multiple-unit operations.....number 1954...	1,992	1,180	377	191	212	29	3
2	1950...	2,723	1,580	603	228	267	40	5
3	Subunits in multiple-unit operations.....total number 1954...	5,968	2,360	1,131	764	1,263	375	75
4	1950...	8,101	3,160	1,809	912	1,611	487	122
5	Home farms.....number 1954...	1,911	1,127	366	182	205	28	3
6	1950...	2,516	1,454	558	213	249	37	5
7	Cropper farms.....number 1954...	4,057	1,233	765	582	1,058	347	72
8	1950...	5,585	1,706	1,251	699	1,362	450	117
9	Land in multiple-unit operations...total acres 1954...	759,824	259,964	141,036	99,009	186,362	61,034	12,419
10	1950...	938,242	324,674	198,214	110,929	210,489	75,973	17,963
11	Home farms.....acres 1954...	620,972	215,491	116,139	80,889	149,549	48,726	10,178
12	1950...	705,699	258,421	150,059	83,605	150,754	52,337	10,523
13	Cropper farms.....acres 1954...	138,852	44,473	24,897	18,120	36,813	12,308	2,261
14	1950...	232,543	66,253	48,155	27,324	59,735	23,636	7,440
15	Cropland harvested.....total acres 1954...	228,324	78,626	44,412	28,169	55,605	17,308	4,204
16	1949...	308,106	102,993	65,745	38,002	70,224	25,636	5,506
17	Corn harvested for grain.....multiple units reporting 1954...	1,824	1,066	351	177	202	25	3
18	1949...	2,574	1,457	589	220	263	40	5
19	subunits reporting 1954...	4,184	1,621	793	556	881	268	65
20	1949...	6,166	2,334	1,375	705	1,259	376	117
21	acres 1954...	51,511	18,791	9,852	6,574	11,322	3,760	1,212
22	1949...	78,470	26,740	16,537	9,722	17,151	6,561	1,759
23	bushels 1954...	547,574	200,157	98,496	72,798	116,992	47,346	11,785
24	1949...	1,171,651	417,875	253,398	144,412	245,754	90,888	19,324
25	Cotton harvested.....multiple units reporting 1954...	1,907	1,102	373	189	211	29	3
26	1949...	2,590	1,462	590	228	265	40	5
27	subunits reporting 1954...	4,705	1,653	898	622	1,106	352	74
28	1949...	6,481	2,329	1,421	765	1,390	459	117
29	acres 1954...	72,700	23,012	13,805	8,940	19,782	5,744	1,417
30	1949...	113,035	35,700	24,265	14,842	25,842	10,064	2,322
31	bales 1954...	42,914	13,336	8,144	5,375	11,883	3,324	852
32	1949...	53,622	16,514	11,414	7,440	12,581	4,815	858
33	Tobacco harvested.....multiple units reporting 1954...
34	1949...
35	subunits reporting 1954...
36	1949...
37	acres 1954...
38	1949...
39	pounds 1954...
40	1949...
41	Peanuts harvested for picking or threshing.....multiple units reporting 1954...	6	3	2	1
42	1949...	27	14	7	...	6
43	subunits reporting 1954...	10	5	3	2
44	1949...	37	17	12	...	8
45	acres 1954...	19	3	14	2
46	1949...	65	21	21	...	23
47	pounds 1954...	7,400	1,050	5,150	1,200
48	1949...	33,968	10,478	13,100	...	10,390
49	Horses and/or mules....multiple units reporting 1954...	1,644	906	332	171	203	29	3
50	1950...	2,483	1,384	573	223	258	40	5
51	number 1954...	5,940	1,998	1,118	783	1,352	566	123
52	1950...	10,110	3,615	2,205	1,232	2,050	809	199
53	Landlord-tenant operations containing multiple units:							
54	All subunits including home farm.....number 1954...	6,682	2,679	1,254	858	1,399	406	86
55	1950...	9,459	3,726	2,044	1,094	1,860	601	134
56	Land in all subunits including home farm.....acres 1954...	795,679	276,196	146,539	103,797	193,308	63,089	12,750
57	1950...	1,023,994	357,437	211,315	120,722	228,504	86,991	19,025
58	Owned by operator of multiple unit..acres 1954...	651,836	225,425	118,585	89,829	154,905	50,354	12,738
59	1950...	847,307	293,908	172,529	101,985	190,969	69,443	18,473
60	Rented by operator of multiple unit.....acres 1954...	143,843	50,771	27,954	13,968	38,403	12,735	12
61	1950...	176,687	63,529	38,786	18,737	37,535	17,548	552
62	Subunits not included in multiple units.....operators reporting 1954...	426	217	75	58	63	10	3
63	1950...	706	352	136	88	105	22	3
64	number 1954...	714	319	123	94	136	31	11
65	1950...	1,358	566	235	182	249	114	12
66	Share tenants.....number 1954...	311	120	71	41	58	21	...
67	1950...	584	241	104	85	93	55	6
68	Other tenants, not croppers nor share tenants.....number 1954...	403	199	52	53	78	10	11
69	1950...	774	325	131	97	156	59	6
70	Land in subunits not included in multiple units.....acres 1954...	35,855	16,232	5,503	4,788	6,946	2,055	331
	1950...	85,752	32,763	13,101	9,793	18,015	11,018	1,062

Economic Area Table 5.—MULTIPLE-UNIT OPERATIONS, BY NUMBER OF SUBUNITS: CENSUSES OF 1954 AND 1950—Continued

Item (For definitions and explanations, see text)		Area 4b						
		Total	Number of subunits					
			2	3	4	5 to 9	10 to 19	20 and over
1	Multiple-unit operations.....number 1954...	688	424	126	66	62	9	1
2	1950...	933	570	181	79	86	13	4
3	Subunits in multiple-unit operations.....total number 1954...	2,013	848	376	264	379	124	20
4	1950...	2,774	1,140	543	316	521	162	92
5	Home farms.....number 1954...	671	412	124	65	60	9	1
6	1950...	868	521	172	77	82	12	4
7	Cropper farms.....number 1954...	1,342	436	254	199	319	115	19
8	1950...	1,906	619	371	239	439	150	88
9	Land in multiple-unit operations....total acres 1954...	460,670	183,239	80,328	57,327	104,229	32,028	3,519
10	1950...	590,160	228,693	97,023	91,949	108,065	38,673	25,757
11	Home farms.....acres 1954...	407,364	164,843	72,800	50,723	89,592	26,362	3,044
12	1950...	489,444	195,194	80,706	81,437	89,642	28,907	13,558
13	Cropper farms.....acres 1954...	53,306	18,396	7,528	6,604	14,637	5,666	475
14	1950...	100,716	33,499	16,317	10,512	18,423	9,766	12,199
15	Cropland harvested.....total acres 1954...	78,485	28,016	17,191	9,995	16,151	6,401	731
16	1949...	123,594	44,538	22,070	18,165	25,559	9,165	4,097
17	Corn harvested for grain.....multiple units reporting 1954...	644	391	120	61	62	9	1
18	1949...	844	508	163	76	81	12	4
19	subunits reporting 1954...	1,457	585	277	184	299	93	19
20	1949...	2,038	815	387	242	386	133	75
21	acres 1954...	23,408	9,014	4,846	2,780	5,591	1,104	73
22	1949...	34,671	12,913	6,218	5,395	6,575	2,131	1,439
23	bushels 1954...	172,021	64,288	37,353	25,256	37,977	6,351	796
24	1949...	402,325	146,279	74,277	62,934	72,562	30,429	15,844
25	Cotton harvested.....multiple units reporting 1954...	641	383	122	64	62	9	1
26	1949...	855	502	174	78	85	12	4
27	subunits reporting 1954...	1,492	543	279	213	322	116	19
28	1949...	2,065	758	393	249	442	140	83
29	acres 1954...	23,153	7,585	4,388	3,248	5,377	2,191	364
30	1949...	38,362	11,713	6,842	5,741	9,205	2,909	1,952
31	bales 1954...	11,546	3,790	2,212	1,589	2,671	1,056	228
32	1949...	17,291	5,008	2,887	2,596	4,379	1,422	999
33	Tobacco harvested.....multiple units reporting 1954...
34	1949...
35	subunits reporting 1954...
36	1949...
37	acres 1954...
38	1949...
39	pounds 1954...
40	1949...
41	Peanuts harvested for picking or threshing.....multiple units reporting 1954...	7	4	...	1	2
42	1949...	23	13	4	3	3
43	subunits reporting 1954...	8	5	...	1	2
44	1949...	34	14	5	6	9
45	acres 1954...	29	15	...	1	13
46	1949...	139	41	9	66	23
47	pounds 1954...	6,040	3,800	...	140	2,100
48	1949...	59,708	20,040	2,504	33,514	3,650
49	Horses and/or mules....multiple units reporting 1954...	611	366	115	64	57	9	...
50	1950...	871	519	178	75	82	13	4
51	number 1954...	2,390	918	460	325	527	160	...
52	1950...	3,950	1,411	834	525	792	257	131
53	Landlord-tenant operations containing multiple units:							
54	All subunits including home farm.....number 1954...	2,539	1,060	450	330	517	157	25
55	1950...	3,601	1,536	672	478	629	182	104
56	Land in all subunits including home farm.....acres 1954...	493,862	195,018	85,109	60,748	114,625	34,362	4,000
57	1950...	657,061	265,227	108,014	100,535	116,569	40,725	25,991
58	Owned by operator of multiple unit..acres 1954...	436,096	170,307	71,649	54,506	104,031	31,603	4,000
59	1950...	573,511	232,060	91,844	86,086	99,752	39,378	24,391
60	Rented by operator of multiple unit.....acres 1954...	57,766	24,711	13,460	6,242	10,594	2,759	...
61	1950...	83,550	33,167	16,170	14,449	16,817	1,347	1,600
62	Subunits not included in multiple units.....operators reporting 1954...	192	96	34	27	27	7	1
63	1950...	314	162	63	39	38	9	3
64	number 1954...	526	212	72	66	138	33	5
65	1950...	827	396	129	162	108	20	12
66	Share tenants.....number 1954...	154	52	20	23	45	10	4
67	1950...	301	162	47	42	36	8	6
68	Other tenants, not croppers nor share tenants.....number 1954...	372	160	52	43	93	23	1
69	1950...	526	234	82	120	72	12	6
70	Land in subunits not included in multiple units.....acres 1954...	33,192	11,779	4,781	3,421	10,396	2,334	481
	1950...	66,901	36,534	10,991	8,586	8,504	2,052	234

MULTIPLE-UNIT OPERATIONS

Economic Area Table 5.—MULTIPLE-UNIT OPERATIONS, BY NUMBER OF SUBUNITS: CENSUSES OF 1954 AND 1950—Continued

Item (For definitions and explanations, see text)	Areas 5, C, and D						
	Total	Number of subunits					
		2	3	4	5 to 9	10 to 19	20 and over
1 Multiple-unit operations.....number 1954...	569	319	139	61	48	2	...
2 1950...	836	492	188	77	70	9	...
3 Subunits in multiple-unit operations.....total number 1954...	1,616	638	417	244	290	27	...
4 1950...	2,369	984	564	308	415	98	...
5 Home farms.....number 1954...	590	308	134	59	47	2	...
6 1950...	783	454	181	74	67	7	...
7 Cropper farms.....number 1954...	1,066	330	283	185	243	25	...
8 1950...	1,586	530	383	234	348	91	...
9 Land in multiple-unit operations....total acres 1954...	379,321	147,354	96,159	48,502	82,392	4,914	...
10 1950...	434,123	172,083	96,785	67,744	81,447	16,064	...
11 Home farms.....acres 1954...	320,767	130,853	81,434	36,884	67,821	3,775	...
12 1950...	335,331	138,080	74,277	54,584	59,645	8,745	...
13 Cropper farms.....acres 1954...	58,554	16,501	14,725	11,618	14,571	1,139	...
14 1950...	98,792	34,003	22,508	13,160	21,802	7,319	...
15 Cropland harvested.....total acres 1954...	97,779	37,687	27,176	14,002	17,976	938	...
16 1949...	124,911	47,786	30,814	17,222	23,683	5,406	...
17 Corn harvested for grain.....multiple units reporting 1954...	524	289	130	56	47	2	...
18 1949...	804	463	186	76	70	9	...
19 subunits reporting 1954...	1,209	442	316	186	242	23	...
20 1949...	1,916	756	470	259	348	83	...
21 acres 1954...	33,624	11,409	10,005	4,911	6,856	443	...
22 1949...	47,628	19,064	12,646	5,943	8,024	1,881	...
23 bushels 1954...	189,608	66,716	50,353	30,509	39,447	2,583	...
24 1949...	535,393	199,071	145,718	76,063	92,499	22,042	...
25 Cotton harvested.....multiple units reporting 1954...	519	276	133	60	48	2	...
26 1949...	741	407	180	76	69	9	...
27 subunits reporting 1954...	1,179	406	313	190	246	24	...
28 1949...	1,736	629	430	89	346	89	...
29 acres 1954...	20,099	6,857	5,456	3,358	4,080	348	...
30 1949...	32,654	11,280	8,149	4,596	7,083	1,546	...
31 bales 1954...	11,088	3,654	2,967	1,832	2,456	178	...
32 1949...	14,015	4,264	3,416	2,167	3,423	745	...
33 Tobacco harvested.....multiple units reporting 1954...	2	1	1
34 1949...
35 subunits reporting 1954...	2	1	1
36 1949...
37 acres 1954...	3	2	1
38 1949...
39 pounds 1954...	2,200	1,000	1,200
40 1949...
41 Peanuts harvested for picking or threshing.....multiple units reporting 1954...	249	125	71	28	25
42 1949...	456	242	99	56	53	6	...
43 subunits reporting 1954...	414	159	118	60	77
44 1949...	848	340	178	141	158	31	...
45 acres 1954...	3,578	1,280	1,041	458	799
46 1949...	8,206	3,175	1,956	1,316	1,512	247	...
47 pounds 1954...	1,782,682	605,200	578,201	212,519	386,762
48 1949...	4,433,310	1,663,101	1,073,159	780,479	791,629	124,942	...
49 Horses and/or mules....multiple units reporting 1954...	474	248	122	57	45	2	...
50 1950...	757	432	175	75	66	9	...
51 number 1954...	1,584	547	430	278	297	32	...
52 1950...	2,856	1,123	676	360	553	144	...
53 Landlord-tenant operations containing multiple units: All subunits including home farm.....number 1954...	1,933	789	492	274	346	32	...
54 1950...	2,796	1,196	662	364	465	109	...
55 Land in all subunits including home farm.....acres 1954...	404,682	160,540	100,423	51,234	87,194	5,291	...
56 1950...	478,876	190,440	105,222	76,144	88,421	18,649	...
57 Owned by operator of multiple unit..acres 1954...	343,372	134,473	81,375	42,911	80,832	3,781	...
58 1950...	388,960	162,741	87,778	66,415	57,127	14,899	...
59 Rented by operator of multiple unit.....acres 1954...	61,310	26,067	19,048	8,323	6,362	1,510	...
60 1950...	89,916	27,699	17,444	9,729	31,294	3,750	...
61 Subunits not included in multiple units.....operators reporting 1954...	164	91	35	15	22	1	...
62 1950...	228	123	50	22	27	6	...
63 number 1954...	317	151	75	30	56	5	...
64 1950...	427	212	98	56	50	11	...
65 Share tenants.....number 1954...	66	26	16	7	15	2	...
66 1950...	104	52	24	13	11	4	...
67 Other tenants, not croppers nor share tenants.....number 1954...	251	125	59	23	41	3	...
68 1950...	323	160	74	43	39	7	...
69 Land in subunits not included in multiple units.....acres 1954...	25,361	13,186	4,264	2,732	4,802	377	...
70 1950...	44,753	18,357	8,437	8,400	6,974	2,585	...

Economic Area Table 5.—MULTIPLE-UNIT OPERATIONS, BY NUMBER OF SUBUNITS: CENSUSES OF 1954 AND 1950—Continued

Item (For definitions and explanations, see text)		Area 6						
		Total	Number of subunits					
			2	3	4	5 to 9	10 to 19	20 and over
1	Multiple-unit operations.....number	1,464	936	258	98	148	23	1
2	1950.....	1,956	1,139	409	178	196	24	10
3	Subunits in multiple-unit operations.....total number	4,220	1,872	774	392	883	277	22
4	1950.....	5,993	2,278	1,227	712	1,211	323	242
5	Home farms.....number	1,409	897	249	95	144	23	1
6	1950.....	1,794	1,039	373	162	186	24	10
7	Cropper farms.....number	2,811	975	525	297	739	254	21
8	1950.....	4,199	1,239	854	550	1,025	299	232
9	Land in multiple-unit operations....total acres	942,189	382,645	155,717	97,202	225,879	77,679	3,067
10	1950.....	1,040,904	338,555	210,616	135,722	230,183	67,655	58,173
11	Home farms.....acres	801,933	325,842	130,431	83,713	193,528	66,147	2,272
12	1950.....	814,522	271,896	161,227	105,466	177,251	50,622	48,060
13	Cropper farms.....acres	140,256	56,803	25,286	13,489	32,351	11,532	795
14	1950.....	226,382	66,659	49,389	30,256	52,932	17,033	10,113
15	Cropland harvested.....total acres	341,094	136,187	55,717	33,259	81,004	32,799	2,128
16	1949.....	393,659	132,481	73,707	53,407	86,951	27,141	19,972
17	Corn harvested for grain.....multiple units reporting	1,305	801	242	93	145	23	1
18	1949.....	1,892	1,093	397	176	192	24	10
19	subunits reporting	3,020	1,225	566	287	703	218	21
20	1949.....	4,987	1,836	1,001	607	1,027	288	228
21	acres	103,991	39,606	19,812	10,269	25,305	8,351	648
22	1949.....	147,532	51,441	27,620	19,564	31,578	9,386	7,943
23	bushels	750,113	268,520	136,617	78,685	202,066	61,001	3,224
24	1949.....	1,771,166	585,944	321,490	239,261	418,003	101,705	104,763
25	Cotton harvested.....multiple units reporting	1,394	874	251	97	148	23	1
26	1949.....	1,868	1,064	399	177	194	24	10
27	subunits reporting	3,338	1,333	624	312	783	264	22
28	1949.....	4,807	1,723	951	606	1,025	305	197
29	acres	73,800	28,057	12,136	6,308	18,260	8,324	715
30	1949.....	119,297	37,767	22,391	16,536	27,738	9,111	5,754
31	bales	39,843	14,778	6,385	3,283	10,103	4,877	417
32	1949.....	43,184	13,439	7,356	6,363	10,274	3,586	2,396
33	Tobacco harvested.....multiple units reporting	350	238	60	26	25	1	...
34	1949.....	276	166	59	21	28	1	1
35	subunits reporting	509	299	90	54	60	6	...
36	1949.....	392	199	84	38	64	6	1
37	acres	1,569	848	246	190	272	13	...
38	1949.....	1,014	471	261	111	160	9	2
39	pounds	1,017,858	539,087	172,613	123,954	172,904	9,300	...
40	1949.....	1,027,086	496,608	270,450	116,312	131,924	10,894	898
41	Peanuts harvested for picking or threshing.....multiple units reporting	533	312	101	48	63	8	1
42	1949.....	1,231	687	259	126	136	17	6
43	subunits reporting	881	390	170	88	181	48	4
44	1949.....	2,397	946	479	324	455	135	58
45	acres	9,958	4,482	1,511	1,016	2,520	407	28
46	1949.....	27,753	10,909	5,312	3,726	5,719	1,298	789
47	pounds	3,285,888	1,561,369	500,144	302,294	814,476	101,805	5,800
48	1949.....	16,643,727	6,631,193	3,015,510	2,288,282	3,579,954	657,297	471,491
49	Horses and/or mules....multiple units reporting	1,162	697	216	88	137	23	1
50	1950.....	1,800	1,030	383	168	186	23	10
51	number	4,930	1,846	831	413	1,290	435	65
52	1950.....	8,980	3,090	1,639	1,200	1,952	618	481
53	Landlord-tenant operations containing multiple units:							
54	All subunits including home farm.....number	5,169	2,236	969	460	1,142	338	24
55	1950.....	7,321	2,724	1,454	890	1,513	393	347
56	Land in all subunits including home farm.....acres	999,302	401,649	168,355	104,335	240,776	81,047	3,140
57	1950.....	1,140,407	373,509	231,647	147,624	253,285	73,314	61,028
58	Owned by operator of multiple unit..acres	817,470	330,813	141,084	97,017	191,034	54,522	3,000
59	1950.....	944,832	323,923	191,521	124,527	207,095	43,636	54,130
60	Rented by operator of multiple unit.....acres	181,832	70,836	27,271	7,318	49,742	26,525	140
61	1950.....	195,575	49,586	40,126	23,097	46,190	29,678	6,898
62	Subunits not included in multiple units.....operators reporting	412	220	84	27	65	15	1
63	1950.....	583	266	124	67	100	18	8
64	number	949	364	195	68	259	61	2
65	1950.....	1,328	446	227	188	302	60	105
66	Share tenants.....number	428	172	76	31	117	32	...
67	1950.....	525	172	90	61	110	44	48
68	Other tenants, not croppers nor share tenants.....number	521	192	119	37	142	29	2
69	1950.....	803	274	137	127	192	16	57
70	Land in subunits not included in multiple units.....acres	57,113	19,004	12,638	7,133	14,897	3,368	73
	1950.....	99,503	34,954	21,031	11,902	23,102	5,659	2,855

MULTIPLE-UNIT OPERATIONS

Economic Area Table 5.—MULTIPLE-UNIT OPERATIONS, BY NUMBER OF SUBUNITS: CENSUSES OF 1954 AND 1950—Continued

Item (For definitions and explanations, see text)	Area 7a						
	Total	Number of subunits					
		2	3	4	5 to 9	10 to 19	20 and over
1 Multiple-unit operations.....number 1954...	994	457	213	107	184	33	...
2 1950...	1,494	685	329	176	231	70	3
3 Subunits in multiple-unit operations.....total number 1954...	3,509	914	639	428	1,130	398	...
4 1950...	5,386	1,370	987	704	1,420	837	68
5 Home farms.....number 1954...	953	431	207	101	181	33	...
6 1950...	1,358	611	299	159	220	66	3
7 Cropper farms.....number 1954...	2,556	483	432	327	949	365	...
8 1950...	4,028	759	688	545	1,200	771	65
9 Land in multiple-unit operations...total acres 1954...	724,994	197,611	143,307	80,204	235,910	67,962	...
10 1950...	862,585	218,514	161,095	115,189	234,499	121,192	12,096
11 Home farms.....acres 1954...	601,741	170,958	122,972	65,469	191,166	51,176	...
12 1950...	648,583	173,456	124,975	86,559	173,569	82,622	7,402
13 Cropper farms.....acres 1954...	123,253	26,653	20,335	14,735	44,744	16,786	...
14 1950...	214,002	45,058	36,120	28,630	60,930	38,570	4,694
15 Cropland harvested.....total acres 1954...	230,600	60,304	42,096	28,369	75,764	24,067	...
16 1949...	321,019	84,395	59,369	44,808	84,069	44,827	3,551
17 Corn harvested for grain.....multiple units reporting 1954...	959	428	209	107	182	33	...
18 1949...	1,464	664	321	176	231	69	3
19 subunits reporting 1954...	2,860	678	507	379	958	338	...
20 1949...	4,644	1,139	822	608	1,245	765	65
21 acres 1954...	77,663	21,167	12,448	9,452	26,295	8,301	...
22 1949...	107,494	29,158	18,053	14,938	28,241	15,389	1,715
23 bushels 1954...	877,826	218,860	141,450	108,419	308,596	100,501	...
24 1949...	1,666,958	424,003	284,060	240,695	437,408	257,246	23,546
25 Cotton harvested.....multiple units reporting 1954...	831	350	184	98	167	32	...
26 1949...	1,108	463	239	141	201	61	3
27 subunits reporting 1954...	2,248	490	386	293	758	321	...
28 1949...	3,200	714	522	421	899	580	64
29 acres 1954...	38,078	8,213	6,180	4,942	13,444	5,299	...
30 1949...	49,796	12,160	7,610	7,182	13,209	8,486	1,149
31 bales 1954...	25,772	5,081	4,298	3,349	9,369	3,675	...
32 1949...	23,558	5,098	3,516	3,523	6,540	4,297	624
33 Tobacco harvested.....multiple units reporting 1954...	1	1
34 1949...	1	1
35 subunits reporting 1954...	1	1
36 1949...	1	1
37 acres 1954...	5	5
38 1949...	5	5
39 pounds 1954...	4,500	4,500
40 1949...	3,000	3,000
41 Peanuts harvested for picking or threshing.....multiple units reporting 1954...	876	385	188	104	170	29	...
42 1949...	1,431	638	320	174	229	67	3
43 subunits reporting 1954...	2,464	580	417	321	854	292	...
44 1949...	4,374	1,031	801	578	1,212	692	60
45 acres 1954...	54,787	14,271	9,217	7,593	19,148	4,558	...
46 1949...	97,637	24,290	17,553	13,676	27,784	13,624	700
47 pounds 1954...	39,560,941	10,027,846	6,334,624	5,685,169	14,105,675	3,407,627	...
48 1949...	78,527,111	18,030,982	13,920,488	10,085,549	23,835,663	12,076,158	578,271
49 Horses and/or mules...multiple units reporting 1954...	809	333	173	94	176	33	...
50 1950...	1,372	610	296	170	226	67	3
51 number 1954...	4,154	823	669	495	1,548	619	...
52 1950...	7,539	1,843	1,236	1,043	2,093	1,215	109
53 Landlord-tenant operations containing multiple units:							
54 All subunits including home farm.....number 1954...	4,015	1,085	748	481	1,268	433	...
55 1950...	6,132	1,614	1,148	816	1,601	882	71
56 Land in all subunits including home farm.....acres 1954...	760,027	211,863	150,721	83,704	243,968	69,771	...
57 1950...	927,544	237,780	180,481	122,573	250,122	124,392	12,196
58 Owned by operator of multiple unit..acres 1954...	573,011	152,247	122,193	53,371	184,585	60,615	...
59 1950...	735,256	187,269	134,870	98,468	195,335	107,238	12,076
60 Rented by operator of multiple unit.....acres 1954...	187,016	59,616	28,528	30,333	59,383	9,156	...
61 1950...	192,288	50,511	45,611	24,105	54,787	17,154	120
62 Subunits not included in multiple units.....operators reporting 1954...	249	95	52	31	61	10	...
63 1950...	376	143	92	43	75	21	2
64 number 1954...	506	171	109	53	138	35	...
65 1950...	746	244	161	112	181	45	3
66 Share tenants.....number 1954...	164	84	20	15	38	7	...
67 1950...	225	57	45	37	60	24	2
68 Other tenants, not croppers nor share tenants.....number 1954...	342	87	89	38	100	28	...
69 1950...	521	187	116	75	121	21	1
70 Land in subunits not included in multiple units.....acres 1954...	35,033	14,252	7,414	3,500	8,058	1,809	...
1950...	64,959	19,266	19,386	7,384	15,623	3,200	100

Economic Area Table 5.—MULTIPLE-UNIT OPERATIONS, BY NUMBER OF SUBUNITS: CENSUSES OF 1954 AND 1950—Continued

Item (For definitions and explanations, see text)		Area 7b						
		Total	Number of subunits					
			2	3	4	5 to 9	10 to 19	20 and over
1	Multiple-unit operations.....number 1954...	2,496	1,495	523	217	236	23	2
2	1950...	3,162	1,718	705	304	375	54	6
3	Subunits in multiple-unit operations.....total number 1954...	7,185	2,990	1,569	868	1,428	280	50
4	1950...	9,878	3,436	2,115	1,216	2,292	646	173
5	Home farms.....number 1954...	2,401	1,437	502	211	226	23	2
6	1950...	2,890	1,568	655	276	341	44	6
7	Cropper farms.....number 1954...	4,784	1,553	1,067	657	1,202	257	48
8	1950...	6,988	1,868	1,460	940	1,951	602	167
9	Land in multiple-unit operations.....total acres 1954...	1,389,681	496,306	317,506	164,619	331,320	65,762	14,168
10	1950...	1,542,328	471,482	277,263	201,751	399,403	150,938	41,491
11	Home farms.....acres 1954...	1,127,982	412,701	256,749	129,428	265,517	51,545	12,042
12	1950...	1,114,888	359,567	194,394	142,636	271,669	113,702	32,920
13	Cropper farms.....acres 1954...	261,699	83,605	60,757	35,191	65,803	14,217	2,126
14	1950...	427,440	111,915	82,869	59,115	127,734	37,236	8,571
15	Cropland harvested.....total acres 1954...	478,775	189,918	103,772	59,453	101,791	18,470	5,371
16	1949...	560,889	181,009	111,859	73,639	145,767	39,341	9,274
17	Corn harvested for grain.....multiple units reporting 1954...	2,396	1,414	508	214	235	23	2
18	1949...	3,043	1,622	689	301	372	53	6
19	subunits reporting 1954...	5,500	2,158	1,196	666	1,192	245	43
20	1949...	7,901	2,668	1,676	1,022	1,885	544	106
21	acres 1954...	175,749	66,046	39,725	21,482	40,118	6,334	2,044
22	1949...	193,169	62,239	37,635	26,532	48,858	14,444	3,461
23	bushels 1954...	2,241,430	812,756	488,864	269,569	512,347	121,754	36,140
24	1949...	2,923,688	907,383	567,008	429,202	777,889	211,872	30,334
25	Cotton harvested.....multiple units reporting 1954...	2,257	1,296	494	208	234	23	2
26	1949...	2,436	1,208	571	269	330	52	6
27	subunits reporting 1954...	4,856	1,816	1,058	613	1,104	223	42
28	1949...	5,863	1,809	1,224	779	1,474	462	115
29	acres 1954...	72,401	28,328	14,913	8,876	15,865	3,566	653
30	1949...	83,544	24,626	16,707	11,347	23,055	6,755	1,054
31	bales 1954...	48,736	18,891	9,964	5,815	11,085	2,480	501
32	1949...	36,340	10,071	7,216	4,994	10,466	3,001	592
33	Tobacco harvested.....multiple units reporting 1954...	953	545	215	91	90	12	...
34	1949...	1,060	562	243	105	134	16	...
35	subunits reporting 1954...	1,777	704	434	215	344	100	...
36	1949...	2,125	768	442	248	559	118	...
37	acres 1954...	5,964	2,459	1,375	699	990	401	...
38	1949...	5,430	2,098	1,145	684	1,136	367	...
39	pounds 1954...	5,732,618	2,344,595	1,279,632	695,318	1,048,012	365,061	...
40	1949...	6,238,386	2,404,143	1,343,278	737,523	1,326,238	427,204	...
41	Peanuts harvested for picking or threshing.....multiple units reporting 1954...	2,160	1,228	477	204	227	22	2
42	1949...	3,025	1,612	686	297	371	53	6
43	subunits reporting 1954...	4,756	1,765	1,052	616	1,074	207	42
44	1949...	7,849	2,569	1,642	1,005	1,926	543	164
45	acres 1954...	91,764	34,685	18,995	12,067	21,495	3,376	1,146
46	1949...	172,727	53,284	35,194	22,704	45,161	13,078	3,306
47	pounds 1954...	54,592,076	20,565,095	11,078,662	6,934,502	13,290,766	1,860,523	862,528
48	1949...	139,921,633	42,595,914	28,585,017	19,861,667	36,388,714	9,473,404	3,016,917
49	Horses and/or mules.....multiple units reporting 1954...	2,072	1,155	465	204	224	22	2
50	1950...	2,970	1,572	679	294	366	53	6
51	number 1954...	8,710	2,946	1,928	1,066	2,181	500	89
52	1950...	15,834	4,967	3,272	1,974	3,998	1,311	312
53	Landlord-tenant operations containing multiple units:							
54	All subunits including home farm.....number 1954...	8,615	3,552	1,893	1,026	1,722	347	75
55	1950...	11,765	4,166	2,423	1,418	2,710	806	242
56	Land in all subunits including home farm.....acres 1954...	1,522,422	546,358	342,673	180,749	361,827	70,539	20,276
57	1950...	1,716,557	530,379	313,174	216,648	438,201	167,780	50,375
58	Owned by operator of multiple unit.....acres 1954...	1,207,331	441,394	268,843	143,412	265,915	68,267	19,500
59	1950...	1,444,174	443,403	269,349	192,057	366,624	123,066	49,675
60	Rented by operator of multiple unit.....acres 1954...	315,091	104,964	73,830	37,337	95,912	2,272	776
61	1950...	272,383	86,976	43,825	24,591	71,577	44,714	700
62	Subunits not included in multiple units.....operators reporting 1954...	679	348	136	79	97	17	2
63	1950...	884	426	171	90	161	31	5
64	number 1954...	1,430	562	324	158	294	67	25
65	1950...	1,887	730	308	202	418	160	69
66	Share tenants.....number 1954...	841	312	234	111	122	49	13
67	1950...	946	330	161	88	260	86	21
68	Other tenants, not croppers nor share tenants.....number 1954...	589	250	90	47	172	18	12
69	1950...	941	400	147	114	158	74	48
70	Land in subunits not included in multiple units.....acres 1954...	132,741	50,052	25,167	16,130	30,507	4,777	6,108
	1950...	174,229	58,897	35,911	14,897	38,798	16,842	8,884

MULTIPLE-UNIT OPERATIONS

Economic Area Table 5.—MULTIPLE-UNIT OPERATIONS, BY NUMBER OF SUBUNITS: CENSUSES OF 1954 AND 1950—Continued

Item (For definitions and explanations, see text)	Area 8						
	Total	Number of subunits					
		2	3	4	5 to 9	10 to 19	20 and over
1 Multiple-unit operations.....number 1954...	3,338	2,257	673	227	169	11	1
2 1950...	3,988	2,666	790	275	228	26	3
3 Subunits in multiple-unit operations.....total number 1954...	8,622	4,514	2,019	908	1,015	143	23
4 1950...	10,536	5,332	2,370	1,100	1,340	324	70
5 Home farms.....number 1954...	3,242	2,193	651	222	164	11	1
6 1950...	3,755	2,502	760	257	208	25	3
7 Cropper farms.....number 1954...	5,380	2,321	1,368	686	851	132	22
8 1950...	6,781	2,830	1,610	843	1,132	299	67
9 Land in multiple-unit operations...total acres 1954...	1,502,469	647,877	384,968	176,797	245,731	29,695	17,401
10 1950...	1,600,174	720,718	340,806	175,792	269,513	84,620	8,725
11 Home farms.....acres 1954...	1,259,945	539,280	326,020	148,563	208,309	21,737	16,036
12 1950...	1,261,089	583,241	265,495	136,710	207,396	64,327	3,920
13 Cropper farms.....acres 1954...	242,524	108,597	58,948	28,234	37,422	7,958	1,365
14 1950...	339,085	137,477	75,311	39,082	62,117	20,293	4,805
15 Cropland harvested.....total acres 1954...	383,532	184,183	93,782	43,278	54,181	6,611	1,497
16 1949...	442,224	206,007	98,563	50,569	62,755	22,569	1,761
17 Corn harvested for grain.....multiple units reporting 1954...	3,168	2,114	653	223	166	11	1
18 1949...	3,788	2,509	761	265	226	24	3
19 subunits reporting 1954...	5,984	3,059	1,442	650	692	119	22
20 1949...	7,855	3,932	1,766	822	1,051	252	32
21 acres 1954...	156,073	75,732	37,519	17,854	20,662	3,410	896
22 1949...	182,935	86,610	39,643	20,016	28,528	7,421	717
23 bushels 1954...	2,265,967	1,087,692	564,434	253,431	307,860	36,450	16,100
24 1949...	2,695,381	1,210,144	623,285	310,510	423,235	119,987	8,220
25 Cotton harvested.....multiple units reporting 1954...	2,745	1,756	601	214	162	11	1
26 1949...	2,969	1,829	656	242	214	25	3
27 subunits reporting 1954...	4,656	2,226	1,142	546	628	109	5
28 1949...	5,490	2,499	1,260	646	829	228	28
29 acres 1954...	52,254	22,808	13,039	6,274	8,868	1,248	17
30 1949...	71,431	30,098	17,046	9,317	10,593	3,824	553
31 bales 1954...	34,685	15,110	8,855	4,169	5,769	767	15
32 1949...	26,823	10,731	6,504	3,605	4,439	1,399	145
33 Tobacco harvested.....multiple units reporting 1954...	3,133	2,087	647	220	167	11	1
34 1949...	3,506	2,304	706	254	217	22	3
35 subunits reporting 1954...	5,746	2,830	1,401	643	752	97	23
36 1949...	6,303	3,184	1,361	671	895	188	4
37 acres 1954...	21,316	10,787	5,006	2,265	2,829	314	115
38 1949...	19,437	9,730	4,200	2,070	2,768	673	16
39 pounds 1954...	23,568,796	11,772,734	5,656,300	2,503,087	3,260,175	239,260	137,240
40 1949...	23,018,922	11,561,635	5,050,946	2,442,626	3,216,640	730,375	16,700
41 Peanuts harvested for picking or threshing.....multiple units reporting 1954...	932	536	229	82	78	6	1
42 1949...	1,605	912	391	151	129	20	2
43 subunits reporting 1954...	1,443	628	377	172	231	33	2
44 1949...	2,845	1,211	687	337	455	144	11
45 acres 1954...	10,762	4,582	2,791	1,316	1,905	148	20
46 1949...	26,484	11,471	6,470	3,040	4,302	1,149	52
47 pounds 1954...	6,148,883	2,671,275	1,574,665	693,130	1,091,741	106,072	12,000
48 1949...	18,423,284	8,022,436	4,249,662	2,144,537	3,085,245	837,904	83,500
49 Horses and/or mules....multiple units reporting 1954...	2,679	1,735	563	213	156	11	1
50 1950...	3,643	2,380	746	264	224	26	3
51 number 1954...	6,350	2,934	1,463	701	1,062	169	21
52 1950...	11,149	5,345	2,354	1,223	1,626	545	56
53 Landlord-tenant operations containing multiple units: All subunits including home farm.....number 1954...	10,220	5,298	2,385	1,090	1,248	160	39
54 1950...	12,558	6,381	2,786	1,270	1,639	379	103
55 Land in all subunits including home farm.....acres 1954...	1,603,316	693,784	406,883	187,422	266,479	30,748	18,000
56 1950...	1,740,074	787,414	368,421	186,962	292,871	95,464	8,942
57 Owned by operator of multiple unit..acres 1954...	1,489,562	645,800	373,251	171,691	251,283	29,537	18,000
58 1950...	1,619,608	722,253	345,291	176,851	282,651	84,402	8,160
59 Rented by operator of multiple unit.....acres 1954...	113,754	47,984	33,632	15,731	15,196	1,211	...
60 1950...	120,466	65,161	23,130	10,111	10,220	11,062	782
61 Subunits not included in multiple units.....operators reporting 1954...	824	498	173	69	77	6	1
62 1950...	1,089	651	230	78	109	19	2
63 number 1954...	1,598	784	366	182	233	17	16
64 1950...	2,022	1,049	416	170	299	55	33
65 Share tenants.....number 1954...	1,124	571	221	153	148	15	16
66 1950...	1,273	633	249	107	238	43	3
67 Other tenants, not croppers nor share tenants.....number 1954...	474	213	145	29	85	2	...
68 1950...	749	416	167	63	61	12	30
69 Land in subunits not included in multiple units.....acres 1954...	100,847	45,907	21,915	10,625	20,748	1,053	599
70 1950...	139,900	66,696	27,615	11,170	23,358	10,844	217

Economic Area Table 5.—MULTIPLE-UNIT OPERATIONS, BY NUMBER OF SUBUNITS: CENSUSES OF 1954 AND 1950—Continued

Item (For definitions and explanations, see text)		Areas 9 and E						
		Total	Number of subunits					
			2	3	4	5 to 9	10 to 19	20 and over
1	Multiple-unit operations.....number 1954...	478	374	73	18	12	1	...
2	1950...	352	275	52	19	6
3	Subunits in multiple-unit operations.....total number 1954...	1,116	748	219	72	64	13	...
4	1950...	821	550	156	76	39
5	Home farms.....number 1954...	478	374	73	18	12	1	...
6	1950...	336	261	50	19	6
7	Cropper farms.....number 1954...	638	374	146	54	52	12	...
8	1950...	485	289	106	57	33
9	Land in multiple-unit operations....total acres 1954...	282,252	158,544	58,532	43,948	20,285	943	...
10	1950...	212,976	133,933	28,207	31,990	18,846
11	Home farms.....acres 1954...	260,669	145,494	53,247	42,490	18,722	716	...
12	1950...	186,480	117,202	22,799	28,394	18,085
13	Cropper farms.....acres 1954...	21,583	13,050	5,285	1,458	1,563	227	...
14	1950...	26,496	16,731	5,408	3,596	761
15	Cropland harvested.....total acres 1954...	37,989	22,951	8,569	3,096	3,154	219	...
16	1949...	24,293	15,578	4,636	2,549	1,530
17	Corn harvested for grain.....multiple units reporting 1954...	442	341	70	18	12	1	...
18	1949...	310	238	48	18	6
19	subunits reporting 1954...	696	472	131	48	37	8	...
20	1949...	521	340	104	46	31
21	acres 1954...	17,693	10,417	4,208	1,496	1,440	132	...
22	1949...	10,209	6,222	2,022	1,098	867
23	bushels 1954...	325,977	183,848	76,464	30,550	32,180	2,935	...
24	1949...	150,111	92,153	25,635	14,295	18,028
25	Cotton harvested.....multiple units reporting 1954...	246	179	43	13	10	1	...
26	1949...	159	120	23	11	5
27	subunits reporting 1954...	329	211	71	24	21	2	...
28	1949...	229	154	40	20	15
29	acres 1954...	2,517	1,441	541	180	339	16	...
30	1949...	2,775	1,745	395	382	253
31	bales 1954...	1,843	1,073	365	147	246	12	...
32	1949...	748	464	121	74	89
33	Tobacco harvested.....multiple units reporting 1954...	439	339	71	18	10	1	...
34	1949...	309	240	48	16	5
35	subunits reporting 1954...	701	443	153	51	41	13	...
36	1949...	461	303	90	46	22
37	acres 1954...	2,921	1,843	631	208	172	67	...
38	1949...	1,559	1,033	286	154	86
39	pounds 1954...	3,669,718	2,276,918	769,700	276,486	238,779	107,835	...
40	1949...	1,885,707	1,247,781	330,876	195,438	111,612
41	Peanuts harvested for picking or threshing.....multiple units reporting 1954...	13	7	4	...	2
42	1949...	17	11	5	...	1
43	subunits reporting 1954...	17	7	6	...	4
44	1949...	22	14	5	...	3
45	acres 1954...	145	67	52	...	26
46	1949...	240	162	28	...	50
47	pounds 1954...	45,758	12,530	15,628	...	17,600
48	1949...	110,424	82,524	21,400	...	6,500
49	Horses and/or mules....multiple units reporting 1954...	346	251	68	16	10	1	...
50	1950...	303	230	49	18	6
51	number 1954...	634	410	135	44	36	9	...
52	1950...	753	495	130	87	41
53	Landlord-tenant operations containing multiple units:							
54	All subunits including home farm.....number 1954...	1,319	871	259	96	79	14	...
55	1950...	1,053	704	204	99	46
56	Land in all subunits including home farm.....acres 1954...	294,259	165,084	63,095	44,364	20,716	1,000	...
57	1950...	235,047	151,023	31,691	33,319	19,014
58	Owned by operator of multiple unit.....acres 1954...	279,416	158,658	58,118	41,171	20,576	893	...
59	1950...	205,687	131,627	25,862	31,574	16,624
60	Rented by operator of multiple unit.....acres 1954...	14,843	6,426	4,977	3,193	140	107	...
61	1950...	29,360	19,396	5,829	1,745	2,390
62	Subunits not included in multiple units.....operators reporting 1954...	121	81	27	4	8	1	...
63	1950...	117	88	16	10	3
64	number 1954...	203	123	40	24	15	1	...
65	1950...	232	154	48	23	7
66	Share tenants.....number 1954...	137	92	30	7	8
67	1950...	130	83	29	13	5
68	Other tenants, not croppers nor share tenants.....number 1954...	66	31	10	17	7	1	...
69	1950...	102	71	19	10	2
70	Land in subunits not included in multiple units.....acres 1954...	12,007	6,540	4,563	416	431	57	...
	1950...	22,071	17,090	3,484	1,329	168

MULTIPLE-UNIT OPERATIONS

Economic Area Table 6.—MULTIPLE-UNIT OPERATIONS, BY KIND OF TENANT IN LANDLORD-TENANT OPERATION: CENSUSES OF 1954 AND 1950

Item (For definitions and explanations, see text)	The State					Areas 1 and A				
	Total	Kind of tenant in landlord-tenant operation			Total	Kind of tenant in landlord-tenant operation				
		Croppers only	Croppers, share, and/or other tenants only	Croppers and tenants other than share tenants only		Croppers only	Croppers, share, and/or other tenants only	Croppers and tenants other than share tenants only		
1 Multiple-unit operations.....number 1954...	14,912	11,248	2,233	1,431	875	692	121	62		
2 1950...	19,227	14,015	2,913	2,299	1,159	873	192	94		
3 Subunits in multiple-unit operations.....total number 1954...	41,281	29,666	7,242	4,373	2,238	1,659	387	192		
4 1950...	55,261	37,973	10,203	7,085	3,002	2,181	588	233		
5 Home farms.....number 1954...	14,422	10,910	2,144	1,368	845	673	115	57		
6 1950...	17,877	13,096	2,657	2,124	1,095	836	177	82		
7 Cropper farms.....number 1954...	26,859	18,756	5,098	3,005	1,393	986	272	135		
8 1950...	37,384	24,877	7,546	4,961	1,907	1,345	411	151		
9 Land in multiple-unit operations...total acres 1954...	7,213,079	4,114,445	1,990,442	1,108,192	294,215	184,331	76,941	32,943		
10 1950...	8,146,765	4,532,537	2,285,078	1,329,150	357,994	233,777	95,488	28,729		
11 Home farms.....acres 1954...	6,031,604	3,330,176	1,737,422	964,006	243,398	150,826	64,809	27,763		
12 1950...	6,253,902	3,343,032	1,847,056	1,063,804	283,751	183,662	78,712	21,377		
13 Cropper farms.....acres 1954...	1,181,475	784,269	253,020	144,186	50,817	33,505	12,132	5,180		
14 1950...	1,892,863	1,189,305	438,012	265,346	74,243	50,115	16,776	7,352		
15 Cropland harvested.....total acres 1954...	2,064,281	1,387,671	421,451	255,159	77,543	53,755	15,887	7,901		
16 1949...	2,560,483	1,668,557	547,035	344,891	100,781	72,654	20,700	7,427		
17 Corn harvested for grain.....multiple units reporting 1954...	14,016	10,606	2,095	1,315	836	665	113	58		
18 1949...	18,291	13,421	2,742	2,128	1,072	811	175	86		
19 subunits reporting 1954...	30,191	21,723	5,340	3,128	1,664	1,248	277	139		
20 1949...	43,204	30,262	7,639	5,303	2,196	1,644	386	165		
21 acres 1954...	703,453	480,029	143,060	80,364	23,966	17,591	4,292	2,083		
22 1949...	886,963	586,813	182,056	118,084	28,105	20,481	5,372	2,052		
23 bushels 1954...	8,311,898	5,641,113	1,786,128	884,657	427,005	305,010	85,077	36,118		
24 1949...	12,800,533	8,518,900	2,635,291	1,646,342	540,691	394,428	108,756	37,507		
25 Cotton harvested.....multiple units reporting 1954...	12,791	9,689	1,911	1,191	762	602	107	53		
26 1949...	15,032	11,614	2,460	1,858	1,077	816	173	88		
27 subunits reporting 1954...	27,006	19,341	4,759	2,906	1,532	1,115	283	134		
28 1949...	36,310	25,039	6,790	4,481	2,297	1,709	422	166		
29 acres 1954...	407,616	279,447	77,041	51,128	24,808	16,988	5,396	2,424		
30 1949...	605,126	397,144	127,464	80,518	42,289	31,151	8,136	3,002		
31 bales 1954...	251,544	172,491	48,254	30,799	19,005	12,862	4,264	1,879		
32 1949...	254,788	167,971	54,271	32,546	18,587	13,555	3,764	1,268		
33 Tobacco harvested.....multiple units reporting 1954...	4,885	3,718	851	316	5	5		
34 1949...	5,156	3,842	876	438	2	2		
35 subunits reporting 1954...	8,744	6,409	1,732	603	6	6		
36 1949...	9,298	6,653	1,884	761	3	3		
37 acres 1954...	31,786	22,898	6,518	2,370	7	7		
38 1949...	27,470	19,297	5,923	2,250	3	3		
39 pounds 1954...	34,006,015	24,480,480	7,003,598	2,521,937	9,175	9,175		
40 1949...	32,178,082	22,661,388	7,035,773	2,480,921	2,881	2,881		
41 Peanuts harvested for picking or threshing.....multiple units reporting 1954...	4,802	3,556	781	465	9	6	1	2		
42 1949...	7,841	5,706	1,174	961	7		
43 subunits reporting 1954...	10,022	7,080	1,869	1,073	11	8		
44 1949...	18,436	12,729	3,308	2,399	7	5		
45 acres 1954...	171,105	117,055	31,858	22,192	11	7		
46 1949...	333,289	222,513	64,804	45,972	17	15		
47 pounds 1954...	105,444,745	73,281,013	18,486,853	13,676,879	4,786	3,166	220	1,400		
48 1949...	258,168,643	175,181,616	49,657,021	33,330,006	8,680	6,660	...	2,020		
49 Horses and/or mules....multiple units reporting 1954...	12,117	9,096	1,848	1,173	626	485	88	53		
50 1950...	17,613	12,918	2,643	2,052	979	752	159	68		
51 number 1954...	40,897	26,970	8,840	5,087	1,768	1,252	271	245		
52 1950...	72,121	47,059	15,312	9,750	3,395	2,447	700	248		
53 Landlord-tenant operations containing multiple units:										
54 All subunits including home farm.....number 1954...	48,543	29,666	12,153	6,724	2,574	1,659	628	287		
1950...	65,646	37,973	17,032	10,641	3,488	2,181	955	352		
55 Land in all subunits including home farm.....acres 1954...	7,694,477	4,114,445	2,338,559	1,241,473	312,924	184,331	92,015	36,578		
56 1950...	8,945,789	4,532,537	2,823,245	1,590,007	395,269	233,777	128,294	33,198		
57 Owned by operator of multiple unit.....acres 1954...	6,510,361	3,431,000	2,008,413	1,070,948	256,764	140,793	83,222	32,749		
58 1950...	7,664,091	3,798,142	2,497,297	1,368,652	334,634	190,307	116,291	28,036		
59 Rented by operator of multiple unit.....acres 1954...	1,184,116	683,445	330,146	170,525	56,160	43,538	8,793	3,829		
60 1950...	1,281,698	734,395	325,948	221,355	60,635	43,470	12,003	5,162		
61 Subunits not included in multiple units.....operators reporting 1954...	3,664	...	2,233	1,431	183	...	121	62		
62 1950...	5,212	...	2,913	2,299	192	94		
63 number 1954...	7,262	...	4,911	2,351	336	...	241	95		
64 1950...	10,385	...	6,829	3,556	486	...	367	119		
65 Share tenants.....number 1954...	3,796	...	3,796	...	196	...	196	...		
66 1950...	5,012	...	5,012	...	321	...	321	...		
67 Other tenants, not croppers nor share tenants.....number 1954...	3,466	...	1,115	2,351	140	...	45	95		
68 1950...	5,373	...	1,817	3,556	165	...	46	119		
69 Land in subunits not included in multiple units.....acres 1954...	481,398	...	348,117	133,281	18,709	...	15,074	3,635		
70 1950...	799,024	...	538,167	260,857	37,275	...	32,806	4,469		

Economic Area Table 6.—MULTIPLE-UNIT OPERATIONS, BY KIND OF TENANT IN LANDLORD-TENANT OPERATION:
CENSUSES OF 1954 AND 1950—Continued

Item (For definitions and explanations, see text)	Area 2				Areas 3 and B			
	Total	Kind of tenant in landlord-tenant operation			Total	Kind of tenant in landlord-tenant operation		
		Croppers only	Croppers, share, and/or other tenants only	Croppers and tenants other than share tenants only		Croppers only	Croppers, share, and/or other tenants only	Croppers and tenants other than share tenants only
1 Multiple-unit operations.....number 1954...	247	199	27	21	1,771	1,405	218	148
2 1950...	324	232	44	48	2,300	1,763	346	191
3 Subunits in multiple-unit operations.....total number 1954...	554	439	64	51	4,240	3,294	572	374
4 1950...	716	503	102	111	5,685	4,204	1,004	477
5 Home farms.....number 1954...	243	195	27	21	1,719	1,371	208	140
6 1950...	321	231	42	48	2,161	1,666	317	178
7 Cropper farms.....number 1954...	311	244	37	30	2,521	1,923	364	234
8 1950...	395	272	60	63	3,524	2,538	687	299
9 Land in multiple-unit operations...total acres 1954...	57,653	40,158	10,824	6,671	419,811	262,352	110,213	47,246
10 1950...	73,598	43,121	19,996	10,481	493,681	315,603	135,423	42,655
11 Home farms.....acres 1954...	49,828	33,610	10,211	6,007	337,005	204,907	92,984	39,114
12 1950...	63,113	35,939	18,350	8,824	351,002	221,565	99,566	29,871
13 Cropper farms.....acres 1954...	7,825	6,548	613	664	82,806	57,445	17,229	8,132
14 1950...	10,485	7,182	1,646	1,657	142,679	94,038	35,857	12,784
15 Cropland harvested.....total acres 1954...	6,020	4,998	538	484	104,140	78,931	16,008	9,201
16 1949...	9,162	6,172	1,569	1,421	151,845	110,413	28,801	12,631
17 Corn harvested for grain.....multiple units reporting 1954...	239	192	27	20	1,679	1,336	206	137
18 1949...	304	218	41	45	2,196	1,690	328	178
19 subunits reporting 1954...	433	346	48	39	3,184	2,500	408	276
20 1949...	537	389	72	76	4,443	3,348	748	347
21 acres 1954...	3,521	2,872	327	322	36,254	28,324	4,632	3,298
22 1949...	4,617	3,112	798	707	52,203	38,866	9,030	4,307
23 bushels 1954...	84,063	67,309	8,599	8,155	430,314	337,075	53,593	39,646
24 1949...	110,088	75,097	19,497	15,494	833,081	617,126	147,075	68,880
25 Cotton harvested.....multiple units reporting 1954...	46	42	2	2	1,443	1,153	187	103
26 1949...	83	57	13	13	2,046	1,564	318	164
27 subunits reporting 1954...	65	60	3	2	2,606	2,040	363	203
28 1949...	120	78	19	23	4,022	2,990	716	316
29 acres 1954...	433	397	22	14	27,373	20,765	4,098	2,510
30 1949...	861	520	138	203	51,082	37,058	10,126	3,898
31 bales 1954...	307	280	14	13	15,805	11,929	2,347	1,529
32 1949...	237	152	29	56	20,383	14,571	4,180	1,632
33 Tobacco harvested.....multiple units reporting 1954...	2	1	1
34 1949...	2
35 subunits reporting 1954...	2	1	1
36 1949...	3	3
37 acres 1954...	1	1	(2)
38 1949...	2	2
39 pounds 1954...	1,150	900	250
40 1949...	2,100	2,100
41 Peanuts harvested for picking or threshing.....multiple units reporting 1954...	17	16	1	...
42 1949...	1	...	1	...	18	14	4	...
43 subunits reporting 1954...	18	17	1	...
44 1949...	2	...	2	...	21	16	5	...
45 acres 1954...	52	51	1	...
46 1949...	1	...	1	...	20	15	5	...
47 pounds 1954...	10,291	10,241	50	...
48 1949...	150	...	150	...	6,648	5,148	1,500	...
49 Horses and/or mules...multiple units reporting 1954...	199	159	24	16	1,495	1,193	181	121
50 1950...	290	210	38	42	2,145	1,668	309	168
51 number 1954...	334	263	49	22	4,103	3,057	676	370
52 1950...	581	406	77	98	6,974	5,086	1,320	568
53 Landlord-tenant operations containing multiple units: All subunits including home farm.....number 1954...	628	439	107	82	4,849	3,294	995	560
54 1950...	864	503	191	170	6,609	4,204	1,686	719
55 Land in all subunits including home farm.....acres 1954...	60,164	40,158	11,916	8,090	447,840	262,352	135,025	50,463
56 1950...	78,023	43,121	23,005	11,897	552,937	315,603	182,484	54,850
57 Owned by operator of multiple unit.....acres 1954...	58,487	38,888	11,509	8,090	397,016	226,029	124,991	45,996
58 1950...	72,727	40,660	20,206	11,861	497,395	277,823	170,895	48,677
59 Rented by operator of multiple unit.....acres 1954...	1,677	1,270	407	...	50,824	36,323	10,034	4,467
60 1950...	5,296	2,461	2,799	36	55,542	37,780	11,589	6,173
61 Subunits not included in multiple units.....operators reporting 1954...	48	...	27	21	366	...	218	148
62 1950...	92	...	44	48	537	...	346	191
63 number 1954...	74	...	43	31	609	...	423	186
64 1950...	148	...	89	59	924	...	682	242
65 Share tenants.....number 1954...	36	...	36	...	339	...	339	...
66 1950...	62	...	62	...	541	...	541	...
67 Other tenants, not croppers nor share tenants.....number 1954...	38	...	7	31	270	...	84	186
68 1950...	86	...	27	59	383	...	141	242
69 Land in subunits not included in multiple units.....acres 1954...	2,511	...	1,092	1,419	28,029	...	24,812	3,217
70 1950...	4,425	...	3,009	1,416	59,256	...	47,061	12,195

Z Reported in small fractions.

MULTIPLE-UNIT OPERATIONS

Economic Area Table 6.—MULTIPLE-UNIT OPERATIONS, BY KIND OF TENANT IN LANDLORD-TENANT OPERATION: CENSUSES OF 1954 AND 1950—Continued

Item (For definitions and explanations, see text)	Area 4a				Area 4b			
	Total	Kind of tenant in landlord-tenant operation			Total	Kind of tenant in landlord-tenant operation		
		Croppers only	Croppers, share, and/or other tenants only	Croppers and tenants other than share tenants only		Croppers only	Croppers, share, and/or other tenants only	Croppers and tenants other than share tenants only
1 Multiple-unit operations.....number 1954...	1,992	1,566	216	210	688	496	89	103
2 1950...	2,723	2,017	368	338	933	619	145	169
3 Subunits in multiple-unit operations.....total number 1954...	5,968	4,478	787	703	2,013	1,333	350	330
4 1950...	8,101	5,634	1,402	1,065	2,774	1,682	542	550
5 Home farms.....number 1954...	1,911	1,512	204	195	671	484	87	100
6 1950...	2,516	1,886	330	300	868	576	136	156
7 Cropper farms.....number 1954...	4,057	2,966	583	508	1,342	849	263	230
8 1950...	5,585	3,748	1,072	765	1,906	1,106	406	394
9 Land in multiple-unit operations....total acres 1954...	759,824	494,673	144,495	120,656	460,670	224,602	119,339	116,729
10 1950...	938,242	551,311	221,602	165,329	590,160	261,944	186,964	141,252
11 Home farms.....acres 1954...	620,972	396,697	121,576	102,669	407,364	193,648	105,231	108,485
12 1950...	705,699	409,177	165,495	131,027	489,444	215,302	156,655	117,487
13 Cropper farms.....acres 1954...	138,852	97,976	22,919	17,957	53,306	30,954	14,108	8,244
14 1950...	232,543	142,134	56,107	34,302	100,716	46,642	30,309	23,765
15 Cropland harvested.....total acres 1954...	228,324	165,577	33,482	29,265	78,485	49,083	13,607	15,795
16 1949...	308,106	203,255	59,805	45,046	123,594	72,303	27,694	23,597
17 Corn harvested for grain.....multiple units reporting 1954...	1,824	1,440	195	189	644	468	84	92
18 1949...	2,574	1,929	341	304	844	563	138	143
19 subunits reporting 1954...	4,184	3,136	566	482	1,457	969	260	228
20 1949...	6,166	4,365	1,048	753	2,038	1,257	388	393
21 acres 1954...	51,511	36,743	7,762	7,006	23,408	15,798	4,127	3,483
22 1949...	78,470	51,933	14,861	11,676	34,671	20,744	7,619	6,308
23 bushels 1954...	547,574	382,267	89,658	75,649	172,021	116,977	26,019	29,025
24 1949...	1,171,651	782,624	217,884	171,143	402,325	246,720	88,786	66,819
25 Cotton harvested.....multiple units reporting 1954...	1,907	1,508	206	193	641	464	86	91
26 1949...	2,590	1,923	353	314	855	560	138	157
27 subunits reporting 1954...	4,705	3,522	622	561	1,492	972	284	236
28 1949...	6,481	4,522	1,156	803	2,065	1,228	421	416
29 acres 1954...	72,700	53,839	9,691	9,170	23,153	14,978	4,491	3,684
30 1949...	113,035	76,226	22,482	14,327	38,362	22,275	7,973	8,114
31 bales 1954...	42,914	31,846	5,723	5,345	11,546	7,591	2,121	1,834
32 1949...	53,622	36,113	10,523	6,986	17,291	10,197	3,521	3,573
33 Tobacco harvested.....multiple units reporting 1954...
34 1949...
35 subunits reporting 1954...
36 1949...
37 acres 1954...
38 1949...
39 pounds 1954...
40 1949...
41 Peanuts harvested for picking or threshing.....multiple units reporting 1954...	6	4	1	1	7	6	...	1
42 1949...	27	18	3	6	23	14	2	7
43 subunits reporting 1954...	10	7	2	1	8	7	...	1
44 1949...	37	26	3	8	34	15	3	16
45 acres 1954...	19	16	2	1	29	27	...	2
46 1949...	65	36	9	20	139	52	3	84
47 pounds 1954...	7,400	6,080	1,200	120	6,040	5,840	...	200
48 1949...	33,968	19,448	570	13,950	59,708	30,329	554	28,825
49 Horses and/or mules....multiple units reporting 1954...	1,644	1,290	182	172	611	447	77	87
50 1950...	2,483	1,841	335	307	871	584	138	149
51 number 1954...	5,940	4,225	975	740	2,390	1,502	467	421
52 1950...	10,110	6,689	1,962	1,459	3,950	2,287	985	678
53 Landlord-tenant operations containing multiple units: All subunits including home farm.....number 1954...	6,682	4,478	1,198	1,006	2,539	1,333	626	580
54 1950...	9,459	5,634	2,260	1,565	3,601	1,682	1,044	875
55 Land in all subunits including home farm.....acres 1954...	795,679	494,673	164,911	136,095	493,862	224,602	138,677	130,583
56 1950...	1,023,994	551,311	278,424	194,259	697,061	261,944	231,844	163,273
57 Owned by operator of multiple unit.....acres 1954...	651,836	395,393	137,805	118,638	436,096	187,925	129,661	118,510
58 1950...	847,307	443,609	243,316	160,382	573,511	216,519	220,641	136,351
59 Rented by operator of multiple unit.....acres 1954...	143,843	99,280	27,106	17,457	57,766	36,677	9,016	12,073
60 1950...	176,687	107,702	35,108	33,877	83,550	45,425	11,203	26,922
61 Subunits not included in multiple units.....operators reporting 1954...	426	...	216	210	192	...	89	103
62 1950...	706	...	368	314	314	...	145	169
63 number 1954...	714	...	411	303	526	...	276	250
64 1950...	1,358	...	858	500	827	...	502	325
65 Share tenants.....number 1954...	311	...	311	...	154	...	154	...
66 1950...	584	...	584	...	301	...	301	...
67 Other tenants, not croppers nor share tenants.....number 1954...	403	...	100	303	372	...	122	250
68 1950...	774	...	274	500	526	...	201	325
69 Land in subunits not included in multiple units.....acres 1954...	35,855	...	20,416	15,439	33,192	...	19,338	13,854
70 1950...	85,752	...	56,822	28,930	66,901	...	44,880	22,021

Economic Area Table 6.—MULTIPLE-UNIT OPERATIONS, BY KIND OF TENANT IN LANDLORD-TENANT OPERATION:
CENSUSES OF 1954 AND 1950—Continued

Item (For definitions and explanations, see text)	Areas 5, C, and D				Area 6			
	Total	Kind of tenant in landlord-tenant operation			Total	Kind of tenant in landlord-tenant operation		
		Croppers only	Croppers, share, and/or other tenants only	Croppers and tenants other than share tenants only		Croppers only	Croppers, share, and/or other tenants only	Croppers and tenants other than share tenants only
1 Multiple-unit operations.....number 1954...	569	405	46	118	1,464	1,052	237	175
2 1950...	836	608	77	151	1,956	1,373	287	296
3 Subunits in multiple-unit operations.....total number 1954...	1,616	1,125	166	325	4,220	2,813	842	565
4 1950...	2,369	1,657	255	457	5,993	3,759	1,228	1,006
5 Home farms.....number 1954...	550	389	45	116	1,409	1,019	220	170
6 1950...	783	577	66	140	1,794	1,255	264	275
7 Cropper farms.....number 1954...	1,066	736	121	209	2,811	1,794	622	395
8 1950...	1,586	1,080	189	317	4,199	2,504	964	731
9 Land in multiple-unit operations.....total acres 1954...	379,321	206,800	43,840	128,681	942,189	483,368	281,202	177,619
10 1950...	434,123	254,373	62,650	117,100	1,040,904	501,324	332,679	206,901
11 Home farms.....acres 1954...	320,767	167,496	37,814	115,457	801,933	394,958	248,275	158,700
12 1950...	335,331	185,127	51,394	98,810	814,522	372,326	279,002	163,194
13 Cropper farms.....acres 1954...	58,554	39,304	6,026	13,224	140,256	88,410	32,927	18,919
14 1950...	98,792	69,246	11,256	18,290	226,382	128,998	53,677	43,707
15 Cropland harvested.....total acres 1954...	97,779	64,270	11,979	21,530	341,094	195,790	86,009	59,295
16 1949...	124,911	86,434	14,179	24,298	393,659	218,117	108,735	66,807
17 Corn harvested for grain.....multiple units reporting 1954...	524	376	41	107	1,305	927	220	158
18 1949...	804	585	76	143	1,892	1,329	278	285
19 subunits reporting 1954...	1,209	854	122	233	3,020	1,964	642	414
20 1949...	1,916	1,344	206	366	4,987	3,182	1,015	790
21 acres 1954...	33,624	22,722	3,626	7,276	103,991	61,290	25,830	16,871
22 1949...	47,558	33,209	5,278	9,071	147,532	85,871	37,925	23,736
23 bushels 1954...	189,608	121,887	22,442	45,279	750,113	414,339	208,923	126,851
24 1949...	535,393	366,115	63,822	105,456	1,771,166	1,028,059	467,950	275,157
25 Cotton harvested.....multiple units reporting 1954...	519	375	41	103	1,394	1,008	225	161
26 1949...	741	545	71	125	1,868	1,311	279	278
27 subunits reporting 1954...	1,179	824	130	225	3,338	2,207	693	438
28 1949...	1,736	1,226	191	319	4,807	3,052	981	774
29 acres 1954...	20,099	13,923	2,460	3,716	73,800	43,733	17,883	12,184
30 1949...	32,654	23,314	3,921	5,419	119,297	66,543	29,864	21,890
31 bales 1954...	11,088	7,656	1,367	2,065	39,843	23,514	9,828	6,501
32 1949...	14,016	10,016	1,893	2,106	43,184	24,363	11,426	7,395
33 Tobacco harvested.....multiple units reporting 1954...	2	1	...	1	350	277	45	28
34 1949...	276	205	44	27
35 subunits reporting 1954...	2	1	...	1	509	385	81	43
36 1949...	392	287	71	34
37 acres 1954...	3	2	...	1	1,569	1,018	391	160
38 1949...	1,014	679	249	86
39 pounds 1954...	2,200	1,000	...	1,200	1,017,858	666,909	247,037	103,912
40 1949...	1,027,086	697,623	244,963	84,500
41 Peanuts harvested for picking or threshing.....multiple units reporting 1954...	249	190	18	41	533	373	96	64
42 1949...	456	338	44	74	1,231	866	189	176
43 subunits reporting 1954...	414	302	39	73	881	582	185	114
44 1949...	848	625	79	144	2,397	1,566	456	375
45 acres 1954...	3,578	2,506	304	768	9,958	5,769	2,332	1,857
46 1949...	8,206	6,243	619	1,344	27,753	16,921	5,736	5,096
47 pounds 1954...	1,782,682	1,288,897	146,888	346,897	3,285,888	1,978,320	726,414	581,154
48 1949...	4,433,310	3,409,019	337,727	686,564	16,643,727	10,578,041	3,451,980	2,613,706
49 Horses and/or mules.....multiple units reporting 1954...	474	338	37	99	1,162	818	201	143
50 1950...	757	548	72	137	1,800	1,266	271	263
51 number 1954...	1,584	1,065	204	315	4,930	2,797	1,300	833
52 1950...	2,856	1,881	397	578	8,980	5,271	2,164	1,545
53 Landlord-tenant operations containing multiple units: All subunits including home farm.....number 1954...	1,933	1,125	287	521	5,169	2,813	1,491	865
54 1950...	2,796	1,657	422	717	7,321	3,759	2,066	1,496
55 Land in all subunits including home farm.....acres 1954...	404,682	206,800	51,626	146,256	999,302	483,368	313,976	201,958
56 1950...	478,876	254,373	79,427	145,076	1,140,407	501,324	388,052	251,031
57 Owned by operator of multiple unit.....acres 1954...	343,372	166,907	46,823	129,642	817,470	402,396	253,113	161,961
58 1950...	388,960	197,665	65,593	125,702	944,832	404,802	324,982	215,048
59 Rented by operator of multiple unit.....acres 1954...	61,310	39,893	4,803	16,614	181,832	80,972	60,863	39,997
60 1950...	89,916	56,708	13,834	19,374	195,575	96,522	63,070	35,983
61 Subunits not included in multiple units.....operators reporting 1954...	164	...	46	118	412	...	237	175
62 1950...	228	...	77	151	583	...	287	296
63 number 1954...	317	...	121	196	949	...	649	300
64 1950...	427	...	167	260	1,328	...	838	490
65 Share tenants.....number 1954...	66	...	66	...	428	...	428	...
66 1950...	104	...	104	...	525	...	525	...
67 Other tenants, not croppers nor share tenants.....number 1954...	251	...	55	196	521	...	221	300
68 1950...	323	...	63	260	803	...	313	490
69 Land in subunits not included in multiple units.....acres 1954...	25,361	...	7,786	17,575	57,113	...	32,774	24,339
70 1950...	44,753	...	16,777	27,976	99,503	...	55,373	44,130

MULTIPLE-UNIT OPERATIONS

Economic Area Table 6.—MULTIPLE-UNIT OPERATIONS, BY KIND OF TENANT IN LANDLORD-TENANT OPERATION: CENSUSES OF 1954 AND 1950—Continued

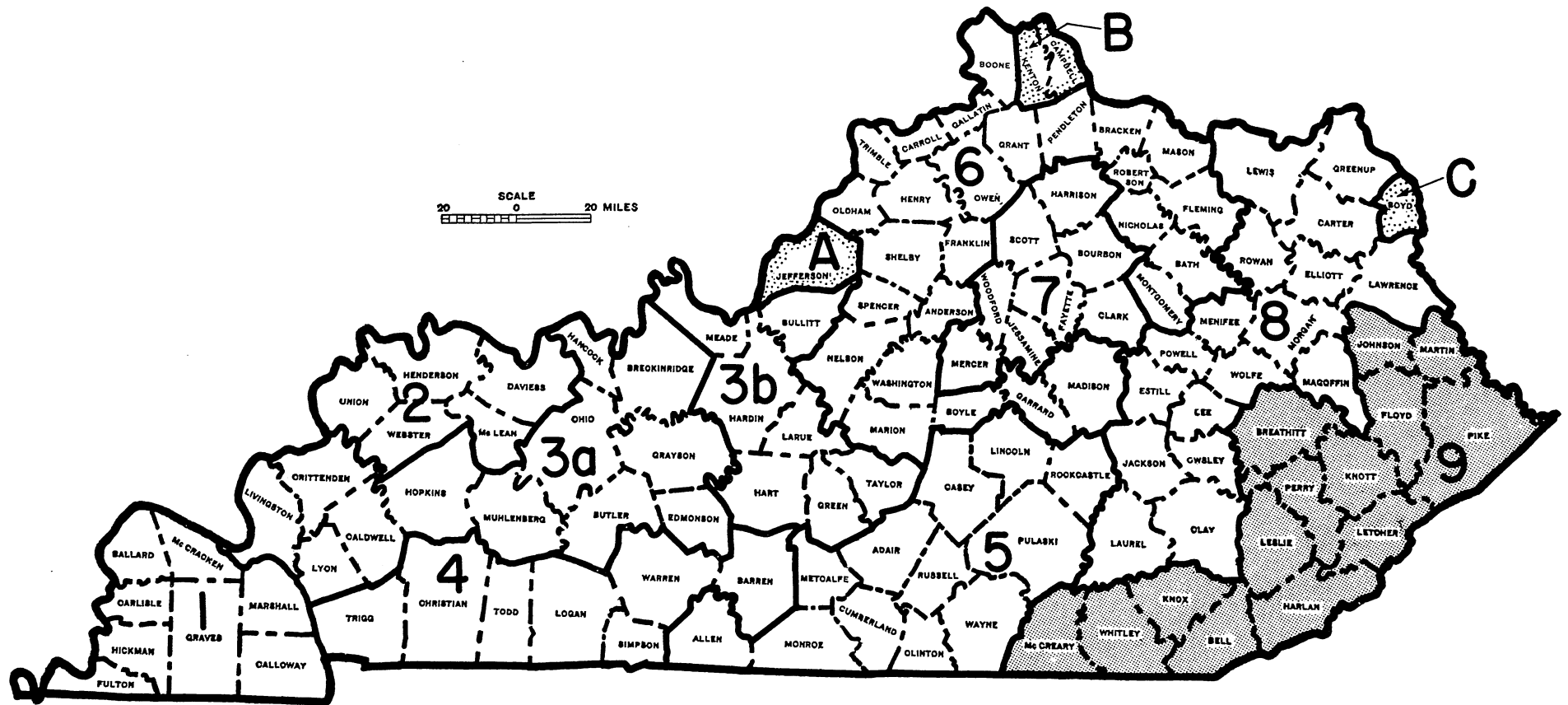
Item (For definitions and explanations, see text)	Area 7a				Area 7b			
	Total	Kind of tenant in landlord-tenant operation			Total	Kind of tenant in landlord-tenant operation		
		Croppers only	Croppers, share, and/or other tenants only	Croppers and tenants other than share tenants only		Croppers only	Croppers, share, and/or other tenants only	Croppers and tenants other than share tenants only
1 Multiple-unit operations.....number 1954...	994	745	104	145	2,496	1,817	475	204
2 1950...	1,494	1,118	132	244	3,162	2,278	522	362
3 Subunits in multiple-unit operations.....total number 1954...	3,509	2,546	387	576	7,185	4,909	1,682	594
4 1950...	5,386	3,891	619	876	9,878	6,621	2,048	1,209
5 Home farms.....number 1954...	953	718	97	138	2,401	1,748	457	196
6 1950...	1,358	1,009	118	231	2,890	2,100	464	326
7 Cropper farms.....number 1954...	2,556	1,828	290	438	4,784	3,161	1,225	398
8 1950...	4,028	2,882	501	645	6,988	4,521	1,584	883
9 Land in multiple-unit operations...total acres 1954...	724,994	479,749	89,466	155,779	1,389,681	766,685	478,824	144,172
10 1950...	862,585	571,088	123,704	167,793	1,542,328	821,385	481,800	239,143
11 Home farms.....acres 1954...	601,741	394,492	73,653	133,596	1,127,982	604,128	407,510	116,344
12 1950...	648,583	421,057	96,504	131,022	1,114,888	556,937	372,764	185,187
13 Cropper farms.....acres 1954...	123,253	85,257	15,813	22,183	261,699	162,557	71,314	27,828
14 1950...	214,002	150,031	27,200	36,771	427,440	264,448	109,036	53,956
15 Cropland harvested.....total acres 1954...	230,600	163,708	25,661	41,231	478,775	315,463	123,801	39,511
16 1949...	321,019	225,721	43,294	52,004	560,889	362,014	129,328	69,547
17 Corn harvested for grain.....multiple units reporting 1954...	999	720	102	137	2,396	1,751	451	194
18 1949...	1,464	1,100	128	236	3,043	2,218	491	334
19 subunits reporting 1954...	2,860	2,070	329	461	5,500	3,778	1,303	419
20 1949...	4,644	3,398	525	721	7,901	5,412	1,548	941
21 acres 1954...	77,663	57,113	7,712	12,838	175,749	116,229	44,762	14,758
22 1949...	107,494	76,896	12,725	17,873	193,169	126,473	42,718	23,978
23 bushels 1954...	877,826	618,336	94,573	164,917	2,241,430	1,475,221	589,156	177,053
24 1949...	1,666,958	1,195,500	205,410	266,048	2,923,688	1,906,809	638,354	378,525
25 Cotton harvested.....multiple units reporting 1954...	831	623	84	124	2,257	1,654	427	176
26 1949...	1,108	832	103	173	2,436	1,751	425	260
27 subunits reporting 1954...	2,248	1,622	232	394	4,856	3,324	1,147	385
28 1949...	3,200	2,312	401	487	5,863	3,962	1,251	650
29 acres 1954...	38,078	26,678	4,174	7,226	72,401	48,244	18,320	5,837
30 1949...	49,796	36,307	6,471	7,018	83,544	53,885	19,964	9,695
31 bales 1954...	25,772	17,907	2,881	4,984	48,736	32,223	12,681	3,832
32 1949...	23,598	17,128	3,251	3,179	36,340	23,310	9,084	3,946
33 Tobacco harvested.....multiple units reporting 1954...	1	1	953	710	164	79
34 1949...	1	1	1,060	810	161	89
35 subunits reporting 1954...	1	1	1,777	1,260	359	158
36 1949...	1	1	2,135	1,510	458	167
37 acres 1954...	5	5	5,964	4,150	1,218	596
38 1949...	5	5	5,430	3,928	1,085	417
39 pounds 1954...	4,500	4,500	5,732,618	4,000,646	1,156,603	575,369
40 1949...	3,000	3,000	6,238,386	4,470,556	1,301,999	465,831
41 Peanuts harvested for picking or threshing.....multiple units reporting 1954...	876	653	91	132	2,160	1,586	404	170
42 1949...	1,431	1,073	129	229	3,025	2,187	502	336
43 subunits reporting 1954...	2,464	1,767	270	427	4,756	3,301	1,097	358
44 1949...	4,374	3,188	502	684	7,849	5,281	1,641	927
45 acres 1954...	54,787	38,972	5,068	10,747	91,764	61,821	21,973	7,970
46 1949...	97,637	70,092	11,514	16,031	172,727	111,185	40,471	21,071
47 pounds 1954...	39,950,941	27,950,097	3,634,240	7,976,604	54,592,076	37,551,907	12,687,172	4,352,997
48 1949...	78,527,111	57,554,388	8,894,370	12,078,353	139,921,633	91,087,872	32,632,618	16,201,143
49 Horses and/or mules...multiple units reporting 1954...	809	595	91	123	2,072	1,488	412	172
50 1950...	1,372	1,031	116	225	2,970	2,141	495	334
51 number 1954...	4,154	2,840	535	779	8,710	5,368	2,541	801
52 1950...	7,539	5,322	963	1,254	15,834	9,899	3,832	2,103
53 Landlord-tenant operations containing multiple units: All subunits including home farm.....number 1954...	4,015	2,546	609	860	8,615	4,909	2,775	931
54 1950...	6,132	3,891	955	1,286	11,765	6,621	3,362	1,782
55 Land in all subunits including home farm.....acres 1954...	760,027	479,749	108,215	172,063	1,522,422	766,685	588,477	167,260
56 1950...	927,544	571,088	147,973	208,483	1,716,557	821,385	611,581	283,591
57 Owned by operator of multiple unit..acres 1954...	573,011	362,966	86,850	123,195	1,207,331	604,035	452,332	150,964
58 1950...	735,256	435,706	124,853	174,697	1,444,174	682,785	511,882	249,507
59 Rented by operator of multiple unit.....acres 1954...	187,016	116,783	21,365	48,868	315,091	162,650	136,145	16,296
60 1950...	192,288	135,382	23,120	33,786	272,383	138,600	99,699	34,084
61 Subunits not included in multiple units.....operators reporting 1954...	249	...	104	145	679	...	475	204
62 1950...	376	...	132	244	884	...	522	362
63 number 1954...	506	...	222	284	1,430	...	1,093	337
64 1950...	746	...	336	410	1,887	...	1,314	573
65 Share tenants.....number 1954...	164	...	164	...	841	...	841	...
66 1950...	225	...	225	...	946	...	946	...
67 Other tenants, not croppers nor share tenants.....number 1954...	342	...	58	284	589	...	252	337
68 1950...	521	...	111	410	941	...	368	573
69 Land in subunits not included in multiple units.....acres 1954...	35,033	...	18,749	16,284	132,741	...	108,653	23,088
70 1950...	64,959	...	24,269	40,690	174,229	...	129,781	44,448

Economic Area Table 6.—MULTIPLE-UNIT OPERATIONS, BY KIND OF TENANT IN LANDLORD-TENANT OPERATION:
CENSUSES OF 1954 AND 1950—Continued

Item (For definitions and explanations, see text)	Area 8				Areas 9 and E			
	Total	Kind of tenant in landlord-tenant operation			Total	Kind of tenant in landlord-tenant operation		
		Croppers only	Croppers, share, and/or other tenants only	Croppers and tenants other than share tenants only		Croppers only	Croppers, share, and/or other tenants only	Croppers and tenants other than share tenants only
1 Multiple-unit operations.....number 1954...	3,338	2,514	612	212	478	357	88	33
2 1950...	3,988	2,899	728	361	352	235	72	45
3 Subunits in multiple-unit operations.....total number 1954...	8,622	6,270	1,780	572	1,116	800	225	91
4 1950...	10,536	7,304	2,232	1,000	821	537	183	101
5 Home farms.....number 1954...	3,242	2,444	596	202	478	357	88	33
6 1950...	3,755	2,737	674	344	336	223	69	44
7 Cropper farms.....number 1954...	5,380	3,826	1,184	370	638	443	137	58
8 1950...	6,781	4,567	1,558	656	485	314	114	57
9 Land in multiple-unit operations....total acres 1954...	1,502,469	823,294	533,623	145,552	282,252	148,433	101,675	32,144
10 1950...	1,600,174	887,275	556,438	150,461	212,976	91,336	68,334	53,306
11 Home farms.....acres 1954...	1,259,945	655,767	478,923	125,255	260,669	133,647	96,436	30,586
12 1950...	1,261,089	667,067	467,332	126,690	186,480	74,873	61,292	50,315
13 Cropper farms.....acres 1954...	242,524	167,527	54,700	20,297	21,583	14,786	5,239	1,558
14 1950...	339,085	220,208	89,106	29,771	26,496	16,463	7,042	2,991
15 Cropland harvested.....total acres 1954...	383,532	270,560	84,727	28,245	37,989	25,536	9,752	2,701
16 1949...	442,224	296,550	106,337	39,337	24,293	14,924	6,593	2,776
17 Corn harvested for grain.....multiple units reporting 1954...	3,168	2,400	575	193	442	331	81	30
18 1949...	3,788	2,765	684	339	310	213	62	35
19 subunits reporting 1954...	5,984	4,362	1,243	379	696	496	142	58
20 1949...	7,855	5,580	1,585	690	521	343	118	60
21 acres 1954...	156,073	109,694	35,369	11,010	17,693	11,653	4,621	1,419
22 1949...	182,935	123,077	42,689	17,169	10,209	6,151	2,851	1,207
23 bushels 1954...	2,265,967	1,579,405	529,763	156,799	325,977	223,287	77,525	25,165
24 1949...	2,695,381	1,813,884	637,855	243,642	150,111	92,538	39,902	17,671
25 Cotton harvested.....multiple units reporting 1954...	2,745	2,085	494	166	246	175	52	19
26 1949...	2,969	2,146	554	269	159	109	33	17
27 subunits reporting 1954...	4,656	3,429	924	303	329	226	78	25
28 1949...	5,490	3,808	1,179	503	229	152	53	24
29 acres 1954...	52,254	38,187	9,877	4,190	2,517	1,715	629	173
30 1949...	71,431	48,136	16,721	6,574	2,775	1,729	668	378
31 bales 1954...	34,685	25,439	6,561	2,685	1,843	1,244	467	132
32 1949...	26,823	18,097	6,419	2,307	748	469	181	98
33 Tobacco harvested.....multiple units reporting 1954...	3,133	2,387	566	180	439	336	75	28
34 1949...	3,506	2,610	612	284	309	212	59	38
35 subunits reporting 1954...	5,746	4,237	1,160	349	701	518	131	52
36 1949...	6,303	4,544	1,258	501	461	305	97	59
37 acres 1954...	21,316	15,575	4,373	1,368	2,921	2,140	536	245
38 1949...	19,457	13,693	4,219	1,545	1,559	987	370	202
39 pounds 1954...	23,568,796	17,138,955	4,923,611	1,506,230	3,669,718	2,658,395	676,097	335,226
40 1949...	23,018,922	16,328,440	4,998,829	1,691,653	1,885,707	1,156,788	489,982	238,937
41 Peanuts harvested for picking or threshing.....multiple units reporting 1954...	932	714	165	53	13	8	4	1
42 1949...	1,605	1,177	298	130	17	14	2	1
43 subunits reporting 1954...	1,443	1,079	269	95	17	10	5	2
44 1949...	2,845	1,989	614	242	22	18	3	1
45 acres 1954...	10,762	7,797	2,129	836	145	89	48	8
46 1949...	26,484	17,765	6,409	2,310	240	189	37	14
47 pounds 1954...	6,148,883	4,464,785	1,277,791	406,307	45,758	21,680	12,878	11,200
48 1949...	18,423,284	12,405,787	4,320,052	1,697,445	110,424	84,924	17,900	8,000
49 Horses and/or mules....multiple units reporting 1954...	2,679	2,027	485	167	346	256	70	20
50 1950...	3,643	2,674	646	323	303	203	64	36
51 number 1954...	6,350	4,204	1,635	511	634	397	187	50
52 1950...	11,149	7,328	2,712	1,109	753	443	200	110
53 Landlord-tenant operations containing multiple units: All subunits including home farm.....number 1954...	10,220	6,270	3,051	899	1,319	800	386	133
54 1950...	12,558	7,304	3,736	1,518	1,053	537	355	161
55 Land in all subunits including home farm.....acres 1954...	1,603,316	823,294	621,044	158,978	294,259	148,433	112,677	33,149
56 1950...	1,740,074	887,275	666,512	186,287	235,047	91,336	85,649	58,062
57 Owned by operator of multiple unit..acres 1954...	1,489,562	763,518	577,225	148,819	279,416	142,150	104,882	32,384
58 1950...	1,619,608	820,842	623,551	175,215	205,687	87,424	75,087	43,176
59 Rented by operator of multiple unit.....acres 1954...	113,754	59,776	43,819	10,159	14,843	6,283	7,795	765
60 1950...	120,466	66,433	42,961	11,072	29,360	3,912	10,562	14,886
61 Subunits not included in multiple units.....operators reporting 1954...	824	...	612	212	121	...	88	33
62 1950...	1,089	...	728	361	117	...	72	45
63 number 1954...	1,598	...	1,271	327	203	...	161	42
64 1950...	2,022	...	1,504	518	232	...	172	60
65 Share tenants.....number 1954...	1,124	...	1,124	...	137	...	137	...
66 1950...	1,273	...	1,273	...	130	...	130	...
67 Other tenants, not croppers nor share tenants.....number 1954...	474	...	147	327	66	...	24	42
68 1950...	749	...	231	518	102	...	42	60
69 Land in subunits not included in multiple units.....acres 1954...	100,847	...	87,421	13,426	12,007	...	11,002	1,005
70 1950...	139,900	...	110,074	29,826	22,071	...	17,315	4,756

KENTUCKY

State Economic Areas



LEGEND

- METROPOLITAN STATE ECONOMIC AREA
- NONMETROPOLITAN STATE ECONOMIC AREA
- NOT IN MULTIPLE-UNIT AREA

MULTIPLE-UNIT OPERATIONS

County Table 1.—MULTIPLE-UNIT OPERATIONS.

Item (For definitions and explanations, see text)		Total, selected counties	Adair	Allen	Anderson	Ballard	Barren	Bath	Boone
1	All farms.....number 1954...	169,270	2,743	2,252	1,071	1,133	3,822	1,324	1,306
2	1950.....	190,187	3,067	2,368	1,305	1,326	4,292	1,679	1,514
3	Land in farms.....acres 1954...	16,656,689	215,890	197,268	116,039	136,463	281,999	127,666	130,073
4	1950.....	17,870,962	228,410	201,584	124,612	145,715	303,120	145,318	134,105
5	Cropland harvested.....acres 1954...	4,411,509	58,121	56,201	20,591	49,866	94,291	26,864	31,059
6	1949.....	4,881,058	66,420	61,787	22,913	54,552	106,627	29,841	33,589
7	Corn harvested for grain.....farms reporting 1954...	114,559	1,901	1,437	646	837	2,776	883	799
8	1949.....	138,521	2,391	1,809	780	1,063	3,293	1,165	911
9	acres 1954.....	1,792,291	25,171	25,747	3,847	26,759	43,535	9,723	9,471
10	1949.....	2,054,859	31,123	28,771	4,930	29,626	50,218	11,868	10,979
11	bushels 1954.....	55,371,886	806,605	666,605	112,808	583,148	1,268,448	340,004	394,244
12	1949.....	68,510,276	913,669	750,988	166,494	916,636	1,558,368	409,340	488,596
13	Cotton harvested.....farms reporting 1954...	862	3
14	1949.....	1,098	1
15	acres 1954.....	9,544	18
16	1949.....	14,798	3
17	bales 1954.....	11,240	17
18	1949.....	12,887	3
19	Tobacco harvested.....farms reporting 1954...	(NA)	(NA)	(NA)	(NA)	(NA)	(NA)	(NA)	(NA)
20	1949.....	(NA)	(NA)	(NA)	(NA)	(NA)	(NA)	(NA)	(NA)
21	acres 1954.....	275,038	2,831	2,541	2,198	1,625	6,789	3,840	1,695
22	1949.....	321,734	3,060	2,768	2,667	2,206	8,162	4,302	1,956
23	pounds 1954.....	408,542,499	4,626,217	3,345,382	3,227,498	1,777,154	10,255,026	5,822,841	2,381,260
24	1949.....	402,395,184	3,746,225	2,957,051	3,035,117	2,242,735	9,124,516	5,921,436	2,470,320
25	Peanuts harvested for picking or threshing.....farms reporting 1954...	35	1
26	1949.....	5	(NA)	(NA)	(NA)	(NA)	(NA)	(NA)	(NA)
27	acres 1954.....	8	(Z)
28	1949.....	4	(NA)	(NA)	(NA)	(NA)	(NA)	(NA)	(NA)
29	pounds 1954.....	7,477	135
30	1949.....	1,774	(NA)	(NA)	(NA)	(NA)	(NA)	(NA)	(NA)
31	Horses and/or mules.....farms reporting 1954...	91,368	1,587	1,195	759	587	1,994	752	677
32	1950.....	131,904	2,173	1,590	970	957	2,795	1,184	953
33	number 1954.....	192,327	3,214	2,248	1,714	1,132	4,174	1,678	1,637
34	1950.....	332,326	5,044	3,938	2,680	2,400	7,176	3,069	2,677
35	Multiple-unit operations.....number 1954...	11,372	226	298	38	25	526	80	69
36	1950.....	112,536	223	240	93	83	579	90	42
37	Subunits in multiple-unit operations.....number 1954...	26,591	504	673	84	54	1,248	196	143
38	1950.....	129,348	504	541	197	179	1,362	211	90
39	Home farms.....number 1954...	11,152	222	289	37	23	505	78	69
40	1950.....	112,256	219	237	93	80	563	90	42
41	Cropper farms.....number 1954...	15,439	282	384	47	31	743	118	74
42	1950.....	117,092	285	304	104	99	799	121	48
43	Land owned by landlord.....acres 1954...	2,427,530	35,781	59,608	8,438	6,327	79,749	22,375	13,268
44	1950.....	2,641,496	36,093	49,248	17,882	19,680	94,538	28,114	8,670
45	Land rented from others by landlord.....acres 1954...	273,177	1,646	4,165	575	769	4,941	1,954	2,251
46	1950.....	303,449	1,271	5,823	1,045	6,852	4,642	1,333	471
47	Land in multiple-unit operations.....acres 1954...	2,559,535	36,311	61,935	8,984	6,685	82,209	21,570	14,814
48	1950.....	2,768,523	35,261	53,085	17,868	22,227	94,878	25,826	9,122
49	Home farms.....acres 1954...	2,255,116	30,530	53,472	7,025	5,560	69,738	19,038	14,354
50	1950.....	2,363,739	26,005	43,633	15,589	18,023	79,577	24,107	8,240
51	Cropper farms.....acres 1954...	304,419	5,781	8,463	1,959	1,125	12,471	2,532	460
52	1950.....	1,404,784	9,256	9,452	2,279	4,204	15,301	1,719	882
53	Cropland harvested.....acres 1954...	756,474	11,503	19,087	1,954	1,757	31,268	4,418	3,194
54	1949.....	1,839,734	11,512	17,217	3,186	7,574	36,456	4,092	2,433
55	Corn harvested for grain.....multiple units reporting 1954...	9,788	204	257	27	22	486	73	51
56	1949.....	10,900	202	225	74	73	537	73	37
57	subunits reporting 1954.....	14,816	314	403	41	35	775	104	57
58	1949.....	16,951	331	360	100	122	906	105	51
59	acres 1954.....	262,409	4,688	8,172	290	1,053	12,787	999	961
60	1949.....	300,605	5,104	7,411	676	3,793	16,376	1,445	999
61	bushels 1954.....	8,659,936	158,529	236,485	9,440	24,154	411,149	41,825	44,031
62	1949.....	11,186,544	169,683	221,899	23,816	118,687	583,596	53,492	42,975
63	Cotton harvested.....multiple units reporting 1954...	135
64	1949.....	138
65	subunits reporting 1954.....	366
66	1949.....	407
67	acres 1954.....	5,600
68	1949.....	18,445
69	bales 1954.....	6,890
70	1949.....	17,509
71	Tobacco harvested.....multiple units reporting 1954...	10,788	218	292	38	23	520	77	66
72	1949.....	11,683	213	232	92	82	561	90	42
73	subunits reporting 1954.....	18,378	357	471	60	39	934	148	85
74	1949.....	119,247	339	355	129	124	996	141	59
75	acres 1954.....	51,389	599	768	184	85	2,122	658	190
76	1949.....	159,595	490	680	350	291	2,706	519	150
77	pounds 1954.....	78,081,631	915,325	1,063,795	276,428	98,223	3,345,974	1,027,458	278,502
78	1949.....	177,969,847	661,282	864,094	399,947	323,862	3,243,536	681,336	238,071
79	Peanuts harvested for picking or threshing.....multiple units reporting 1954...	1
80	1949.....	1
81	subunits reporting 1954.....	1
82	1949.....	1
83	acres 1954.....	1
84	1949.....	1
85	pounds 1954.....	1,000
86	1949.....
87	Horses and/or mules.....multiple units reporting 1954...	8,851	178	244	34	19	437	63	50
88	1950.....	110,632	187	215	79	66	498	76	39
89	number 1954.....	25,353	460	600	110	63	1,127	211	198
90	1950.....	139,102	572	719	323	227	1,687	331	144
91	Farms not in multiple units.....number 1954...	142,679	2,239	1,579	987	1,079	2,574	1,128	1,165
92	1950.....	115,984	2,583	1,827	1,108	1,147	2,930	1,468	1,224
93	Land in farms not in multiple units.....acres 1954...	14,097,154	179,579	135,333	107,055	129,778	199,790	106,096	115,250
94	1950.....	14,975,855	193,149	148,499	106,744	123,488	208,242	119,492	124,985

NA Not available. Z Reported in small fractions.

¹Data for 1950 do not include reports for Magoffin County which was included in the 1954 multiple-unit area. See text.

CENSUSES OF 1954 AND 1950

Bourbon	Boyd	Boyle	Bracken	Breckinridge	Bullitt	Butler	Caldwell	Calloway	Campbell	Carlisle	Carroll	Carter	
1,530	646	1,132	1,303	2,193	792	1,490	1,289	2,292	874	884	822	2,136	1
1,510	686	1,171	1,364	2,338	1,062	1,910	1,295	2,746	1,058	989	833	2,111	2
174,460	58,680	104,706	120,652	299,355	94,627	195,275	170,610	187,475	64,488	101,404	75,287	187,095	3
179,510	61,067	112,111	126,565	313,588	121,845	222,693	169,189	209,102	72,317	108,021	79,904	184,941	4
55,669	8,414	30,606	23,140	68,045	28,046	51,016	46,851	63,852	15,855	34,815	16,340	24,889	5
54,454	7,288	34,009	25,105	76,721	33,743	54,301	48,516	70,058	18,419	37,550	18,660	24,675	6
764	250	607	878	1,610	520	1,182	961	1,667	488	615	528	1,476	7
788	382	713	991	1,889	737	1,516	1,095	2,220	631	816	567	1,601	8
9,601	2,060	7,500	4,921	30,603	8,895	30,358	24,555	33,087	3,349	21,300	5,135	8,351	9
11,299	2,733	8,969	5,764	35,629	13,306	29,559	26,803	35,294	3,923	22,479	6,200	10,325	10
445,313	107,335	273,313	200,405	856,396	225,153	871,807	752,019	679,064	135,905	558,494	179,117	316,664	11
560,264	113,347	389,124	249,412	940,580	470,702	716,568	794,158	949,530	156,617	760,154	255,017	351,847	12
...	67	...	15	13
...	124	...	41	14
...	154	...	36	15
...	334	...	198	16
...	97	...	26	17
...	172	...	155	18
(NA)	(NA)	(NA)	(NA)	(NA)	(NA)	(NA)	(NA)	(NA)	(NA)	(NA)	(NA)	(NA)	19
(NA)	(NA)	(NA)	(NA)	(NA)	(NA)	(NA)	(NA)	(NA)	(NA)	(NA)	(NA)	(NA)	20
6,889	31	2,856	3,887	3,879	710	552	1,331	4,493	355	545	1,970	1,957	21
8,005	37	3,467	4,487	4,361	890	641	1,524	5,539	415	783	2,525	1,837	22
11,347,167	52,297	4,250,238	5,850,473	6,046,881	1,038,439	721,305	1,732,598	4,924,262	566,295	663,449	2,603,453	3,259,048	23
11,910,418	43,410	4,717,517	5,799,198	4,541,337	1,038,966	704,545	1,784,344	5,824,053	592,638	873,666	3,182,247	2,616,262	24
...	1	...	4	25
(NA)	(NA)	(NA)	(NA)	(NA)	(NA)	(NA)	(NA)	(NA)	(NA)	(NA)	(NA)	(NA)	26
...	(2)	...	1	27
(NA)	(NA)	(NA)	(NA)	(NA)	(NA)	(NA)	(NA)	(NA)	(NA)	(NA)	(NA)	(NA)	28
...	150	...	829	29
(NA)	(NA)	(NA)	(NA)	(NA)	(NA)	(NA)	(NA)	(NA)	(NA)	(NA)	(NA)	(NA)	30
473	313	522	861	1,257	410	821	705	1,219	505	514	465	1,311	31
835	432	711	1,086	1,765	790	1,370	935	1,877	746	761	641	1,528	32
2,172	541	1,779	2,643	4,883	1,666	1,666	1,516	2,101	990	1,079	984	2,517	33
3,561	818	2,320	2,654	4,813	2,054	3,653	2,388	3,928	1,689	2,217	1,680	3,002	34
130	14	152	87	256	14	15	47	38	3	21	60	98	35
162	1	113	87	242	15	43	20	63	6	23	72	53	36
325	31	387	184	611	29	30	101	86	6	45	166	219	37
410	2	304	185	567	35	91	49	138	12	52	209	118	38
128	12	148	86	255	14	14	47	36	3	21	58	98	39
155	1	107	86	242	13	41	19	63	6	23	71	53	40
197	19	239	98	356	15	16	54	50	3	24	108	121	41
255	1	197	99	325	22	50	30	75	6	29	138	65	42
38,724	4,465	32,451	15,319	78,977	2,802	3,401	13,446	7,878	382	3,723	14,199	21,292	43
56,222	197	32,811	12,686	68,836	2,764	12,316	4,640	9,878	864	7,765	14,774	9,415	44
9,691	...	6,744	873	4,531	25	376	311	1,556	331	120	45
10,195	...	5,370	311	5,263	392	554	317	627	68	449	2,993	765	46
45,666	4,438	37,380	15,315	82,156	2,603	3,493	13,453	7,986	351	5,233	13,432	21,107	47
62,620	197	35,946	12,203	73,166	3,005	11,736	4,920	9,910	932	7,292	16,397	9,990	48
43,777	3,577	34,411	13,033	76,431	2,360	2,886	11,272	6,799	150	4,657	9,040	19,812	49
59,496	162	31,666	9,718	66,716	1,759	8,922	4,148	7,848	475	5,429	13,232	8,288	50
1,889	861	2,969	2,282	5,725	243	607	2,181	1,187	201	576	4,392	1,295	51
3,124	35	4,280	2,485	6,450	1,246	2,816	772	2,062	457	1,863	3,165	1,702	52
13,900	670	12,405	3,143	21,053	886	1,629	3,976	2,724	63	2,161	3,628	2,997	53
16,872	95	13,009	2,674	19,936	957	3,058	1,493	3,835	235	2,084	5,031	1,586	54
95	9	118	71	236	11	15	45	36	3	18	42	80	55
125	1	99	69	234	14	39	19	61	5	18	62	46	56
122	14	157	90	341	15	23	64	55	3	25	75	109	57
176	1	152	88	358	21	63	41	92	5	27	105	71	58
1,947	268	2,596	529	8,045	281	930	1,897	1,129	44	939	1,194	821	59
3,127	33	2,942	574	8,632	464	1,459	879	1,656	59	941	1,604	565	60
97,070	14,395	84,513	21,855	252,935	7,250	27,100	66,150	29,370	1,705	23,720	42,431	34,324	61
140,988	1,320	143,376	24,835	253,773	16,939	38,640	26,898	47,981	2,180	30,455	75,052	22,287	62
...	63
...	64
...	65
...	66
...	67
...	68
...	69
...	70
124	2	149	85	251	11	12	35	34	1	16	60	89	71
154	1	112	86	256	13	19	16	58	3	11	70	43	72
208	2	317	132	480	17	18	50	56	1	20	133	126	73
278	1	245	125	413	18	28	50	77	4	14	174	61	74
1,143	3	1,077	451	1,064	51	21	150	232	1	43	394	245	75
2,035	2	1,088	447	1,086	58	54	113	322	8	31	550	110	76
1,924,939	4,500	1,548,940	703,946	1,751,823	44,300	26,776	154,276	275,640	1,750	46,600	523,340	389,449	77
3,038,417	2,200	1,571,475	579,983	1,230,655	46,263	45,776	123,875	352,904	13,060	33,826	730,856	167,698	78
...	79
...	80
...	81
...	82
...	83
...	84
...	85
...	86
82	9	115	75	206	7	2	31	28	...	18	47	77	87
131	...	88	75	213	13	36	17	49	6	16	68	42	88
776	22	496	169	531	19	4	85	63	...	40	128	170	89
884	...	468	203	767	50	117	56	141	19	75	285	114	90
1,205	615	745	1,119	1,582	763	1,460	1,188	2,206	868	859	656	1,917	91
1,100	684	867	1,179	1,771	1,027	1,819	1,246	2,608	1,046	937	624	1,993	92
128,794	54,242	67,326	105,337	217,199	92,024	191,782	157,157	179,489	64,137	96,171	61,855	165,985	93
116,890	60,870	76,165	114,362	240,422	118,840	210,955	164,289	199,192	71,385	100,729	63,507	174,951	94

MULTIPLE-UNIT OPERATIONS

County Table 1.—MULTIPLE-UNIT OPERATIONS:

Item (For definitions and explanations, see text)		Casey	Christian	Clark	Clay	Clinton	Crittenden	Cumberland	Daviess
1	All farms.....number 1954...	2,772	2,160	1,356	2,366	1,416	1,157	1,451	2,481
2	1950...	5,134	2,598	1,459	2,693	1,423	1,444	1,681	2,950
3	Land in farms.....acres 1954...	227,571	336,971	139,275	172,033	95,247	173,156	156,741	235,292
4	1950...	229,147	369,431	153,554	202,883	101,802	195,227	172,219	249,447
5	Cropland harvested.....acres 1954...	49,029	124,853	33,031	21,423	26,881	44,604	26,885	113,609
6	1949...	55,547	128,574	41,894	29,137	30,354	52,651	32,284	120,998
7	Corn harvested for grain.....farms reporting 1954...	1,838	1,777	612	1,938	964	821	975	1,988
8	1949...	2,260	2,067	778	2,205	1,091	1,086	1,235	2,323
9	acres 1954...	17,236	37,984	6,283	9,217	9,110	25,381	15,407	55,060
10	1949...	22,116	59,259	7,483	14,806	11,813	29,415	17,649	55,435
11	bushels 1954...	613,898	1,800,023	255,372	287,572	224,964	727,569	416,912	2,226,476
12	1949...	740,583	1,936,986	365,778	407,384	357,179	859,016	443,775	1,902,871
13	Cotton harvested.....farms reporting 1954...
14	1949...
15	acres 1954...
16	1949...
17	bales 1954...
18	1949...
19	Tobacco harvested.....farms reporting 1954...	(NA)	(NA)	(NA)	(NA)	(NA)	(NA)	(NA)	(NA)
20	1949...	(NA)	(NA)	(NA)	(NA)	(NA)	(NA)	(NA)	(NA)
21	acres 1954...	3,414	6,707	4,120	1,544	1,180	54	1,585	6,053
22	1949...	3,680	7,803	5,138	1,954	1,184	91	1,748	7,420
23	pounds 1954...	5,783,392	8,678,965	6,109,777	2,408,699	2,031,882	63,294	2,415,008	7,689,527
24	1949...	4,856,982	8,728,160	7,533,132	2,353,529	1,586,246	99,115	1,660,275	7,561,425
25	Peanuts harvested for picking or threshing.....farms reporting 1954...	8
26	1949...	(NA)	(NA)	(NA)	(NA)	(NA)	(NA)	(NA)	(NA)
27	acres 1954...	1
28	1949...	(NA)	(NA)	(NA)	(NA)	(NA)	(NA)	(NA)	(NA)
29	pounds 1954...	770
30	1949...	(NA)	(NA)	(NA)	(NA)	(NA)	(NA)	(NA)	(NA)
31	Horses and/or mules.....farms reporting 1954...	1,301	1,185	655	1,435	779	611	800	1,200
32	1950...	1,934	1,757	916	1,906	1,000	1,047	1,045	2,010
33	number 1954...	2,430	2,519	1,537	2,205	1,553	1,385	1,611	2,444
34	1950...	4,255	4,888	2,557	3,166	2,314	3,173	2,479	5,172
35	Multiple-unit operations.....number 1954...	204	160	155	53	128	8	219	127
36	1950...	217	277	131	83	76	14	220	230
37	Subunits in multiple-unit operations.....number 1954...	458	365	368	132	290	18	555	364
38	1950...	482	624	335	186	166	28	518	614
39	Home farms.....number 1954...	203	158	150	52	128	8	211	126
40	1950...	215	273	125	85	76	14	217	217
41	Cropper farms.....number 1954...	255	207	218	80	162	10	344	238
42	1950...	267	351	210	103	90	14	301	397
43	Land owned by landlord.....acres 1954...	40,366	39,906	40,124	18,048	16,682	1,038	53,554	29,738
44	1950...	34,384	72,368	41,551	15,528	15,662	3,706	58,899	45,870
45	Land rented from others by landlord.....acres 1954...	6,348	6,845	10,876	1,330	649	175	3,206	11,397
46	1950...	1,693	12,183	11,090	202	1,099	489	3,748	13,336
47	Land in multiple-unit operations.....acres 1954...	43,270	44,503	48,706	11,843	16,807	1,181	54,475	39,212
48	1950...	35,762	79,195	48,603	15,143	15,627	4,015	60,878	49,650
49	Home farms.....acres 1954...	38,988	39,729	45,493	9,842	15,049	1,014	48,748	34,569
50	1950...	30,527	69,865	44,514	13,484	13,939	2,764	54,484	38,985
51	Cropper farms.....acres 1954...	4,282	4,774	3,213	2,001	1,758	167	5,727	4,643
52	1950...	5,235	9,330	4,089	1,659	1,688	1,251	6,394	10,665
53	Cropland harvested.....acres 1954...	8,135	17,287	14,112	1,704	5,322	397	31,322	23,264
54	1949...	8,271	29,427	16,445	2,551	4,454	1,552	12,355	26,173
55	Corn harvested for grain.....multiple units reporting 1954...	171	156	102	47	109	8	201	121
56	1949...	179	266	104	74	71	14	206	198
57	subunits reporting 1954...	240	264	138	83	164	14	344	221
58	1949...	258	435	157	121	116	19	352	349
59	acres 1954...	2,781	7,957	1,848	515	1,699	227	5,410	10,191
60	1949...	2,655	12,965	2,074	1,050	1,555	763	6,566	10,146
61	bushels 1954...	113,106	237,622	70,600	17,295	46,825	5,689	178,877	409,531
62	1949...	100,909	460,082	100,104	33,365	52,887	29,091	182,740	379,606
63	Cotton harvested.....multiple units reporting 1954...
64	1949...
65	subunits reporting 1954...
66	1949...
67	acres 1954...
68	1949...
69	bales 1954...
70	1949...
71	Tobacco harvested.....multiple units reporting 1954...	200	158	151	46	117	1	213	125
72	1949...	208	271	127	65	69	1	209	215
73	subunits reporting 1954...	334	281	241	76	181	1	397	301
74	1949...	320	444	243	100	101	1	348	428
75	acres 1954...	676	1,096	1,148	124	210	2	651	1,123
76	1949...	570	1,799	1,221	183	126	(2)	598	1,614
77	pounds 1954...	1,091,703	1,403,621	1,722,671	206,790	379,574	1,500	992,219	1,416,837
78	1949...	765,801	2,063,699	1,910,322	231,260	173,481	900	612,205	1,728,465
79	Peanuts harvested for picking or threshing.....multiple units reporting 1954...
80	1949...
81	subunits reporting 1954...
82	1949...
83	acres 1954...
84	1949...
85	pounds 1954...
86	1949...
87	Horses and/or mules.....multiple units reporting 1954...	154	126	128	43	101	3	191	91
88	1950...	146	239	107	73	68	10	194	187
89	number 1954...	356	309	427	107	233	12	470	271
90	1950...	395	764	534	192	251	32	633	721
91	Farms not in multiple units.....number 1954...	2,314	1,795	988	2,233	1,126	1,139	896	2,117
92	1950...	2,852	1,974	1,124	2,507	1,267	1,416	1,163	2,336
93	Land in farms not in multiple units.....acres 1954...	184,301	292,468	90,569	160,190	78,438	171,975	102,266	194,080
94	1950...	193,365	290,236	104,951	187,740	86,175	191,212	111,341	189,797

NA Not available. Z Reported in small fractions.

CENSUSES OF 1954 AND 1950--Continued

Edmonson	Elliott	Estill	Fayette	Fleming	Franklin	Fulton	Gallatin	Garrard	Grant	Graves	Grayson	Green	
1,362	1,074	1,341	1,418	1,993	1,188	940	525	1,778	1,602	3,763	2,319	2,008	1
1,509	1,145	1,553	1,413	2,058	1,359	1,022	559	1,941	1,642	4,067	2,733	2,394	2
122,993	107,555	108,090	155,397	200,916	115,673	116,460	58,510	142,167	157,607	296,663	257,621	159,082	3
127,058	117,154	146,474	161,038	196,963	125,746	110,895	57,057	141,211	158,875	316,984	279,377	165,273	4
26,444	11,882	15,419	40,817	41,755	20,601	57,736	11,069	32,357	26,875	100,031	58,607	47,209	5
29,450	14,668	18,393	45,910	40,877	24,730	58,719	10,548	34,049	27,779	120,009	69,467	49,904	6
887	765	785	493	1,333	476	504	370	1,067	906	2,651	1,830	1,561	7
1,086	973	1,019	563	1,450	703	635	384	1,017	1,017	3,295	2,272	1,828	8
14,402	3,897	7,123	5,657	12,050	3,829	18,349	3,852	11,209	5,059	62,713	33,506	22,296	9
14,985	6,074	9,197	6,715	12,781	5,516	20,062	3,902	10,723	5,485	75,075	37,712	23,744	10
300,862	147,421	278,595	231,059	524,026	130,548	482,418	126,954	444,610	161,839	1,462,610	924,662	711,286	11
371,235	205,731	303,371	364,196	570,342	210,278	741,179	142,543	494,044	202,625	2,001,537	901,291	694,781	12
...	489	68	13
...	534	83	14
...	7,970	146	15
...	11,961	238	16
...	9,642	152	17
...	10,558	171	18
(NA)	(NA)	(NA)	(NA)	(NA)	(NA)	(NA)	(NA)	(NA)	(NA)	(NA)	(NA)	(NA)	19
(NA)	(NA)	(NA)	(NA)	(NA)	(NA)	(NA)	(NA)	(NA)	(NA)	(NA)	(NA)	(NA)	20
937	1,154	887	6,915	4,599	3,435	78	1,275	4,327	3,352	5,514	1,791	3,848	21
963	1,292	919	7,952	4,997	4,370	112	1,389	5,046	3,856	7,910	1,960	4,293	22
1,234,915	2,002,367	1,230,841	11,794,027	7,131,698	5,016,143	89,100	1,823,970	6,620,615	5,295,112	6,282,552	2,683,758	5,619,505	23
1,075,920	1,878,843	1,080,950	12,204,646	6,777,953	5,292,682	123,797	1,853,389	6,899,740	5,205,334	8,369,805	1,923,819	4,615,146	24
...	2	25
(NA)	(NA)	(NA)	(NA)	(NA)	(NA)	(NA)	(NA)	(NA)	(NA)	(NA)	(NA)	(NA)	26
...	{Z}	27
(NA)	(NA)	(NA)	(NA)	(NA)	(NA)	(NA)	(NA)	(NA)	(NA)	(NA)	(NA)	(NA)	28
...	150	29
(NA)	(NA)	(NA)	(NA)	(NA)	(NA)	(NA)	(NA)	(NA)	(NA)	(NA)	(NA)	(NA)	30
771	734	729	478	1,027	688	274	362	928	1,048	1,928	1,446	1,181	31
1,042	913	1,013	814	1,407	1,009	549	420	1,247	1,275	2,972	2,103	1,584	32
1,419	1,332	1,355	5,982	2,064	1,674	713	772	2,319	2,285	3,568	2,869	2,485	33
2,531	1,872	2,166	7,068	3,349	2,981	1,793	1,162	3,651	3,277	7,091	4,942	3,936	34
46	69	140	121	126	93	112	39	351	115	145	45	216	35
65	35	57	95	163	137	101	53	306	148	151	44	334	36
101	145	306	300	272	218	409	86	880	250	312	96	497	37
144	75	129	244	372	322	417	117	773	324	286	92	758	38
46	69	138	121	124	92	108	38	341	113	144	43	203	39
62	35	57	92	161	136	98	52	295	145	129	44	330	40
55	76	168	179	148	126	301	48	488	137	168	53	294	41
82	40	72	152	211	186	319	65	478	179	157	48	428	42
8,516	12,037	25,800	31,410	27,769	19,453	37,628	6,987	64,667	20,920	21,451	12,222	36,442	43
13,294	6,466	11,655	22,763	32,587	28,984	30,218	8,288	54,209	28,598	26,268	8,077	48,770	44
151	5	752	3,058	2,657	2,420	11,494	598	5,930	2,101	2,049	1,004	1,261	45
1,065	...	1,088	6,500	1,131	1,000	11,611	912	5,009	734	3,641	269	2,749	46
7,251	12,005	25,468	32,667	26,868	21,528	43,915	7,005	67,041	22,045	22,392	12,480	36,487	47
12,086	6,382	12,569	24,748	30,598	28,463	39,133	8,945	56,759	27,765	23,912	8,220	48,856	48
6,175	10,791	22,193	30,820	23,784	19,978	38,873	5,435	60,115	19,363	18,684	11,473	26,969	49
10,255	5,481	10,302	22,617	25,436	25,472	35,171	7,011	49,364	24,146	20,955	6,924	38,198	50
1,076	1,214	3,273	1,847	3,084	1,550	5,042	1,550	6,926	2,682	3,708	1,007	9,518	51
1,841	901	2,267	2,151	3,962	3,011	5,962	1,934	7,395	3,609	4,957	1,296	10,658	52
1,896	1,579	3,971	7,369	5,583	4,653	24,195	1,734	15,443	3,998	8,822	3,263	11,280	53
3,296	1,054	2,243	7,076	6,617	7,115	22,336	1,723	14,852	5,516	10,184	1,836	15,605	54
...	100	55
34	61	117	80	110	60	95	29	302	83	136	42	200	56
60	32	52	60	142	98	86	47	263	106	123	38	320	57
45	88	167	94	130	87	148	42	417	119	205	65	339	58
85	47	93	77	202	120	150	57	402	139	187	51	507	59
830	448	1,826	1,099	1,346	612	6,166	635	4,362	649	5,161	1,685	5,203	60
1,607	351	1,097	1,050	1,811	1,397	5,417	532	4,176	919	5,319	969	7,070	61
20,451	16,480	75,040	46,719	58,829	19,321	168,721	20,465	180,943	20,892	117,761	43,695	174,298	62
48,485	12,415	42,140	56,000	79,702	50,022	196,123	20,468	203,535	39,446	151,274	29,780	216,074	63
...	100	9	...	64
...	90	5	...	65
...	320	10	...	66
...	340	5	...	67
...	5,287	32	...	68
...	7,798	20	...	69
...	6,356	31	...	70
...	6,916	17	...	71
41	69	118	120	123	92	17	38	346	109	125	39	212	72
60	32	41	95	162	132	6	53	299	144	115	34	331	73
56	92	144	202	186	150	17	60	638	179	179	55	374	74
75	43	63	174	249	192	8	85	576	206	159	41	550	75
92	124	225	1,270	497	700	43	158	2,074	509	604	89	834	76
151	75	100	1,051	790	1,090	17	241	2,039	655	718,340	57	1,240	77
114,711	223,900	299,500	2,167,730	781,098	1,210,966	51,389	228,000	3,264,472	810,640	718,340	142,130	1,233,210	78
173,577	105,147	132,250	1,656,431	1,173,265	1,350,114	22,022	313,000	2,888,889	916,806	770,950	59,630	1,337,849	79
...	80
...	81
...	82
...	83
...	84
...	85
...	86
30	62	110	71	96	83	69	34	296	97	111	40	187	87
57	31	51	81	134	116	83	49	284	133	116	35	286	88
74	143	266	514	228	284	285	81	856	276	266	108	500	89
182	87	171	486	431	506	169	169	1,238	469	431	114	916	90
1,261	929	1,035	1,118	1,721	970	531	439	898	1,352	3,451	2,223	1,511	91
1,365	1,070	1,424	1,169	1,686	1,037	605	442	1,168	1,318	3,781	2,641	1,636	92
115,742	95,550	82,622	122,730	174,048	94,145	72,545	51,505	75,126	135,562	274,271	245,141	122,595	93
114,962	110,772	115,905	136,290	166,565	97,263	71,762	48,112	84,452	131,120	293,072	271,167	116,417	94

MULTIPLE-UNIT OPERATIONS

County Table 1.—MULTIPLE-UNIT OPERATIONS.

Item (For definitions and explanations, see text)		Greenup	Hancock	Hardin	Harrison	Hart	Henderson	Henry	Hickman
1	All farms.....number 1954...	1,457	835	2,513	1,901	2,577	1,399	1,556	983
2	1950.....	1,571	937	2,680	2,011	2,788	1,654	1,588	1,294
3	Land in farms.....acres 1954...	145,033	88,167	275,681	183,934	211,623	231,453	158,989	135,592
4	1950.....	157,989	96,060	281,065	197,964	233,564	252,628	169,207	145,005
5	Cropland harvested.....acres 1954...	18,522	27,878	82,203	33,130	48,154	811,584	38,203	52,811
6	1949.....	22,609	29,359	85,322	38,197	54,970	120,207	41,734	55,665
7	Corn harvested for grain.....farms reporting 1954...	986	676	1,734	1,009	1,808	1,165	1,072	665
8	1949.....	1,149	761	2,014	1,249	2,136	1,390	1,229	969
9	acres 1954.....	8,146	14,194	33,116	6,702	22,812	64,696	10,081	25,107
10	1949.....	8,455	14,456	36,290	8,601	27,056	76,641	11,644	29,457
11	bushels 1954.....	350,855	530,035	803,595	280,227	689,304	2,324,024	373,284	698,349
12	1949.....	311,470	416,938	1,284,445	337,757	893,485	2,933,980	490,831	1,003,801
13	Cotton harvested.....farms reporting 1954...	199
14	1949.....	264
15	acres 1954.....	1,182
16	1949.....	1,946
17	bales 1954.....	1,279
18	1949.....	1,771
19	Tobacco harvested.....farms reporting 1954...	(NA)	(NA)	(NA)	(NA)	(NA)	(NA)	(NA)	(NA)
20	1949.....	(NA)	(NA)	(NA)	(NA)	(NA)	(NA)	(NA)	(NA)
21	acres 1954.....	1,066	1,588	2,242	5,629	4,735	1,964	4,738	293
22	1949.....	1,112	1,843	2,591	6,646	5,556	2,558	5,727	502
23	pounds 1954.....	1,643,053	1,938,864	3,422,132	8,236,258	7,700,822	2,228,710	7,330,092	348,841
24	1949.....	1,553,187	1,845,333	3,144,329	8,111,285	6,350,197	2,805,661	7,174,973	558,902
25	Peanuts harvested for picking or threshing.....farms reporting 1954...	1
26	1949.....	(NA)	(NA)	(NA)	(NA)	(NA)	(NA)	(NA)	(NA)
27	acres 1954.....	4
28	1949.....	(NA)	(NA)	(NA)	(NA)	(NA)	(NA)	(NA)	(NA)
29	pounds 1954.....	3,000
30	1949.....	(NA)	(NA)	(NA)	(NA)	(NA)	(NA)	(NA)	(NA)
31	Horses and/or mules.....farms reporting 1954...	824	458	1,305	924	1,480	783	845	490
32	1950.....	1,139	687	1,884	1,399	2,015	1,218	1,288	891
33	number 1954.....	1,350	847	2,449	1,866	3,041	1,849	1,876	992
34	1950.....	2,092	1,616	4,578	3,456	4,956	3,984	3,377	2,387
35	Multiple-unit operations.....number 1954...	65	51	129	131	326	89	100	38
36	1950.....	27	49	114	181	323	83	82	73
37	Subunits in multiple-unit operations.....number 1954...	139	118	269	294	772	207	235	84
38	1950.....	65	113	250	435	750	198	193	166
39	Home farms.....number 1954...	64	50	129	128	316	83	98	38
40	1950.....	27	49	111	179	318	79	82	71
41	Cropper farms.....number 1954...	75	68	140	166	456	124	137	46
42	1950.....	38	64	139	256	432	119	111	95
43	Land owned by landlord.....acres 1954...	11,437	8,870	26,067	26,181	57,751	25,097	17,548	12,214
44	1950.....	7,559	10,781	27,589	39,993	50,433	21,862	17,844	16,512
45	Land rented from others by landlord.....acres 1954...	481	1,821	3,555	1,494	3,015	13,697	3,280	4,967
46	1950.....	53	2,743	3,308	3,914	3,206	7,035	1,551	4,635
47	Land in multiple-unit operations.....acres 1954...	11,206	10,545	27,654	26,398	57,179	36,330	19,611	14,308
48	1950.....	7,529	12,367	29,061	42,148	51,154	26,861	17,941	16,923
49	Home farms.....acres 1954...	9,790	8,908	24,366	23,603	48,675	29,598	17,286	12,494
50	1950.....	6,935	10,861	25,166	36,504	43,249	22,835	14,704	13,684
51	Cropper farms.....acres 1954...	1,416	1,637	3,288	2,795	8,504	6,732	2,325	1,814
52	1950.....	594	1,506	3,895	5,644	7,905	4,026	3,237	3,239
53	Cropland harvested.....acres 1954...	1,861	4,626	9,057	5,516	14,325	17,893	4,831	6,051
54	1949.....	1,309	4,923	9,546	8,089	14,721	12,111	3,815	8,205
55	Corn harvested for grain.....multiple units reporting 1954...	61	50	104	91	298	86	93	35
56	1949.....	21	45	95	125	298	80	60	66
57	subunits reporting 1954.....	85	83	124	116	443	153	133	50
58	1949.....	35	82	140	179	466	147	90	110
59	acres 1954.....	761	2,165	2,630	1,107	6,117	9,958	1,323	2,743
60	1949.....	303	1,807	3,764	1,531	6,335	6,786	881	4,010
61	bushels 1954.....	35,250	85,548	71,799	45,407	203,815	374,716	43,910	80,627
62	1949.....	12,535	61,390	125,106	64,288	249,082	234,141	38,650	155,490
63	Cotton harvested.....multiple units reporting 1954...	24
64	1949.....	41
65	subunits reporting 1954.....	34
66	1949.....	60
67	acres 1954.....	273
68	1949.....	621
69	bales 1954.....	297
70	1949.....	573
71	Tobacco harvested.....multiple units reporting 1954...	61	51	118	129	324	77	99	10
72	1949.....	25	44	104	179	317	76	78	12
73	subunits reporting 1954.....	75	99	153	207	592	138	188	12
74	1949.....	41	80	149	293	556	119	135	14
75	acres 1954.....	108	257	268	743	1,401	392	646	18
76	1949.....	78	211	277	1,308	1,409	335	563	28
77	pounds 1954.....	165,190	296,920	392,245	1,154,040	2,331,059	445,939	997,777	24,040
78	1949.....	96,460	233,541	353,042	1,702,612	1,768,219	382,183	721,841	41,165
79	Peanuts harvested for picking or threshing.....multiple units reporting 1954...	1
80	1949.....
81	subunits reporting 1954.....	1
82	1949.....
83	acres 1954.....	1
84	1949.....
85	pounds 1954.....	1,000
86	1949.....
87	Horses and/or mules.....multiple units reporting 1954...	52	38	90	96	276	62	79	24
88	1950.....	25	39	90	142	298	70	68	60
89	number 1954.....	104	92	174	239	716	218	230	65
90	1950.....	87	105	272	520	1,015	330	230	201
91	Farms not in multiple units.....number 1954...	1,318	717	2,244	1,607	1,805	1,192	1,321	899
92	1950.....	1,506	824	2,430	1,576	2,038	1,456	1,395	1,128
93	Land in farms not in multiple units.....acres 1954...	133,827	77,622	248,027	157,536	154,444	195,123	139,378	121,284
94	1950.....	150,460	83,693	252,004	155,816	182,410	225,767	151,266	128,082

NA Not available. 1/2 Reported in small fractions.

KENTUCKY

CENSUSES OF 1954 AND 1950—Continued

Hopkins	Jackson	Jefferson	Jessamine	Kenton	Larue	Laurel	Lawrence	Lee	Lewis	Lincoln	Livingston	Logan	
1,516	1,813	1,742	1,187	1,167	1,357	3,008	1,554	866	1,657	2,241	912	2,524	1
2,130	1,973	2,673	1,089	1,186	1,515	3,178	1,883	1,108	1,768	2,559	1,072	3,052	2
208,149	123,092	118,467	102,739	71,841	134,938	150,489	178,248	56,411	218,421	178,208	161,391	285,637	3
247,663	125,067	157,919	104,278	72,324	149,137	166,337	205,973	69,952	227,560	192,771	169,150	323,526	4
70,232	20,737	46,104	27,635	13,908	43,308	35,319	16,629	7,623	29,159	50,495	40,391	110,994	5
77,235	23,262	60,249	28,478	14,788	48,166	42,921	21,148	9,634	33,631	57,686	48,091	120,342	6
1,266	1,360	702	597	549	918	2,016	1,129	735	1,195	1,464	571	2,092	7
1,586	1,513	1,243	663	618	1,183	2,401	1,384	825	1,270	1,790	821	2,506	8
37,336	6,912	9,959	6,072	3,147	18,960	9,028	6,236	3,932	8,367	15,110	20,216	46,774	9
36,840	9,052	15,908	6,180	3,529	22,485	14,007	8,872	5,295	9,779	17,569	26,131	53,355	10
1,103,963	209,344	244,569	215,202	109,794	470,396	262,998	211,370	140,741	362,555	680,549	485,534	1,378,412	11
988,946	264,951	669,146	249,206	138,803	869,645	453,328	260,329	151,375	372,588	694,955	852,155	1,915,910	12
...	13
...	14
...	15
...	16
...	17
...	18
(NA)	(NA)	(NA)	(NA)	(NA)	(NA)	(NA)	(NA)	(NA)	(NA)	(NA)	(NA)	(NA)	19
(NA)	(NA)	(NA)	(NA)	(NA)	(NA)	(NA)	(NA)	(NA)	(NA)	(NA)	(NA)	(NA)	20
1,052	1,604	355	4,002	798	1,615	2,057	392	271	2,743	3,602	8	6,352	21
1,406	1,600	464	5,092	918	2,083	2,074	358	279	3,213	4,037	21	7,875	22
1,229,226	2,647,037	556,607	6,166,868	1,205,000	2,448,866	3,345,684	672,484	434,930	4,416,019	6,029,586	8,950	8,878,046	23
1,536,586	2,245,279	557,309	6,393,826	1,304,366	2,441,814	3,035,145	549,445	376,876	3,935,736	5,652,455	27,813	9,714,085	24
...	25
(NA)	(NA)	(NA)	(NA)	(NA)	(NA)	(NA)	(NA)	(NA)	(NA)	(NA)	(NA)	(NA)	26
...	27
(NA)	(NA)	(NA)	(NA)	(NA)	(NA)	(NA)	(NA)	(NA)	(NA)	(NA)	(NA)	(NA)	28
...	29
(NA)	(NA)	(NA)	(NA)	(NA)	(NA)	(NA)	(NA)	(NA)	(NA)	(NA)	(NA)	(NA)	30
847	1,069	640	584	483	605	1,511	954	528	948	1,145	529	1,249	31
1,426	1,418	1,381	795	714	1,018	2,097	1,278	771	1,296	1,699	800	1,979	32
1,813	1,842	1,862	1,594	886	1,103	2,599	1,576	809	1,620	2,371	1,301	2,505	33
3,510	2,639	3,463	2,669	1,594	2,424	3,981	2,306	1,310	2,699	4,294	2,609	5,108	34
33	102	14	91	46	157	61	25	13	114	197	5	351	35
32	83	11	33	53	100	90	19	21	108	234	6	338	36
74	213	31	219	93	340	129	52	27	260	476	11	855	37
71	174	24	82	109	211	190	41	47	244	559	12	837	38
31	101	14	90	45	157	59	24	13	109	192	5	349	39
32	83	11	28	53	99	90	19	21	105	227	5	331	40
43	112	17	129	48	183	70	28	14	151	284	6	506	41
39	91	13	54	56	112	100	22	26	139	332	7	506	42
7,232	13,062	2,028	19,946	4,395	20,597	6,411	6,401	2,232	31,527	37,805	524	84,991	43
8,726	12,144	3,101	8,353	6,264	17,380	9,291	10,211	2,980	29,187	39,557	2,532	75,551	44
2,447	71	78	1,366	252	1,780	151	795	...	1,910	6,641	50	12,107	45
3,898	1	86	378	449	1,494	116	310	...	1,886	6,601	340	12,422	46
8,945	12,749	2,087	18,756	4,634	21,846	6,489	6,622	2,225	30,336	42,918	545	94,145	47
11,168	12,071	3,174	7,010	6,473	18,166	9,320	10,275	4,823	29,899	44,867	2,970	85,286	48
7,298	10,864	1,455	15,971	3,468	19,824	5,063	5,819	2,010	27,514	39,202	234	83,564	49
9,323	10,918	1,407	5,633	5,718	15,533	7,125	9,592	4,329	25,050	39,111	2,120	74,021	50
1,647	1,885	632	2,785	1,166	2,022	1,426	803	215	2,822	3,716	311	10,581	51
1,845	1,153	1,767	1,377	755	2,633	2,195	683	494	4,849	5,756	850	11,265	52
3,830	2,388	735	6,232	780	8,423	1,811	685	535	4,365	13,260	215	43,293	53
5,404	2,222	512	1,703	1,249	6,848	2,912	652	768	4,228	14,965	962	36,940	54
33	95	7	72	25	133	55	24	13	100	179	5	344	55
30	63	8	21	42	95	66	18	16	90	200	6	324	56
51	143	9	93	29	159	83	36	20	149	250	7	689	57
53	94	8	29	51	135	87	27	25	154	279	8	603	58
2,236	861	99	1,017	124	3,171	503	288	239	1,254	3,421	126	15,403	59
1,771	764	128	319	437	2,842	680	211	328	1,263	3,625	415	13,664	60
66,680	26,104	1,815	39,050	4,824	82,843	12,550	9,805	8,855	62,415	168,855	3,255	484,754	61
47,145	23,930	4,030	11,900	17,149	123,612	22,941	6,595	13,947	48,460	163,529	15,350	566,815	62
...	63
...	64
...	65
...	66
...	67
...	68
...	69
...	70
31	98	7	89	44	150	58	19	9	110	195	...	345	71
27	74	4	32	49	99	70	10	12	105	222	...	324	72
47	139	11	157	54	195	81	23	13	194	344	...	703	73
36	97	4	56	59	139	88	10	12	179	386	...	587	74
86	182	24	639	80	303	96	22	14	435	984	...	2,479	75
84	128	7	310	123	269	121	11	14	456	1,132	...	2,380	76
103,550	285,704	28,650	1,003,098	113,105	464,471	130,146	36,960	22,700	680,712	1,666,320	...	3,660,372	77
80,907	172,486	6,717	406,380	176,351	331,711	183,350	14,253	20,446	569,905	1,631,434	...	3,199,606	78
...	79
...	80
...	81
...	82
...	83
...	84
...	85
...	86
24	88	8	70	27	82	46	21	12	89	156	5	260	87
23	80	5	21	44	82	61	17	13	87	205	5	284	88
104	176	73	268	53	162	92	58	36	187	471	21	656	89
97	198	13	93	116	219	159	47	46	243	817	31	967	90
1,442	1,600	1,711	968	1,074	1,017	2,879	1,502	839	1,397	1,765	901	1,669	91
2,059	1,799	2,649	1,007	1,077	1,304	2,988	1,842	1,061	1,524	2,000	1,060	2,215	92
199,204	110,343	116,380	83,983	67,207	113,092	144,000	171,626	54,186	188,085	135,290	160,646	191,492	93
236,495	113,996	154,745	97,268	65,851	130,971	157,017	193,698	65,129	197,661	147,904	166,180	238,240	94

MULTIPLE-UNIT OPERATIONS

County Table 1.—MULTIPLE-UNIT OPERATIONS:

Item (For definitions and explanations, see text)		Lyon	McCracken	McLean	Madison	Magoffin	Marion	Marshall	Mason	Meade
1	All farms.....number	1954... 695	1,477	1,026	2,866	1,718	1,653	1,653	1,448	1,003
2		1950... 860	1,720	1,283	3,090	1,855	1,978	1,981	1,530	1,110
3	Land in farms.....acres	1954... 94,128	96,778	127,913	237,337	114,581	188,753	140,846	143,242	137,171
4		1950... 108,793	119,063	149,936	260,782	126,584	198,201	151,623	150,041	150,564
5	Cropland harvested.....acres	1954... 27,339	30,618	59,535	47,043	11,315	44,725	36,679	37,930	38,739
6		1949... 30,543	43,067	69,084	49,605	15,515	53,853	45,043	39,998	44,433
7	Corn harvested for grain.....farms reporting	1954... 551	794	877	1,649	1,352	1,055	1,167	994	742
8		1949... 672	1,170	1,068	1,959	1,627	1,111	1,537	1,110	896
9	acres	1954... 15,379	14,634	26,846	17,230	6,656	14,243	22,899	9,624	14,311
10		1949... 17,150	23,134	26,956	19,138	9,677	20,880	26,164	11,027	17,368
11	bushels	1954... 376,854	286,554	983,243	682,317	230,125	409,924	481,720	437,702	373,895
12		1949... 548,647	605,207	794,013	813,575	248,986	897,335	607,789	586,239	625,569
13	Cotton harvested.....farms reporting	1954... ..	1	20
14		1949... ..	1	50
15	acres	1954... ..	3	35
16		1949... ..	7	111
17	bales	1954... ..	2	25
18		1949... ..	5	52
19	Tobacco harvested.....farms reporting	1954... (NA)	(NA)	(NA)	(NA)	(NA)	(NA)	(NA)	(NA)	(NA)
20		1949... (NA)	(NA)	(NA)	(NA)	(NA)	(NA)	(NA)	(NA)	(NA)
21	acres	1954... 759	786	1,863	6,101	922	3,174	917	5,075	894
22		1949... 1,130	1,156	2,310	7,266	903	3,667	1,610	5,941	985
23	pounds	1954... 940,652	830,146	2,450,802	9,809,261	1,486,123	4,978,346	907,338	7,828,006	1,382,927
24		1949... 1,345,984	1,292,900	2,323,089	9,350,934	1,332,703	5,257,683	1,524,134	7,688,236	1,120,003
25	Peanuts harvested for picking or threshing.....farms reporting	1954... ..	1	1
26		1949... (NA)	(NA)	(NA)	(NA)	(NA)	(NA)	(NA)	(NA)	(NA)
27	acres	1954... ..	1	(Z)
28		1949... (NA)	(NA)	(NA)	(NA)	(NA)	(NA)	(NA)	(NA)	(NA)
29	pounds	1954... ..	375	280
30		1949... (NA)	(NA)	(NA)	(NA)	(NA)	(NA)	(NA)	(NA)	(NA)
31	Horses and/or mules.....farms reporting	1954... 400	652	546	1,417	1,114	989	831	751	461
32		1950... 592	1,125	908	1,987	1,384	1,267	1,347	1,074	778
33	number	1954... 840	1,185	1,129	3,597	1,759	2,328	1,456	1,561	853
34		1950... 1,532	2,430	2,298	6,104	2,464	3,547	3,123	3,123	1,823
35	Multiple-unit operations.....number	1954... 19	11	39	477	47	112	25	120	55
36		1950... 53	9	59	425	(NA)	246	16	108	27
37	Subunits in multiple-unit operations....number	1954... 40	25	88	1,233	109	262	52	277	123
38		1950... 117	20	134	1,110	(NA)	577	34	253	67
39	Home farms.....number	1954... 18	11	38	465	47	108	24	119	55
40		1950... 51	9	55	392	(NA)	239	16	105	25
41	Cropper farms.....number	1954... 22	14	50	768	62	154	28	158	68
42		1950... 66	11	79	718	(NA)	338	18	148	42
43	Land owned by landlord.....acres	1954... 4,762	2,504	8,846	101,120	5,194	28,149	3,616	23,599	9,171
44		1950... 14,520	1,885	15,673	89,193	(NA)	55,449	3,314	27,713	7,607
45	Land rented from others by landlord.....acres	1954... 9	17	1,174	12,308	121	3,442	54	2,482	1,228
46		1950... 1,377	...	2,559	9,609	(NA)	4,922	873	1,166	415
47	Land in multiple-unit operations.....acres	1954... 4,666	2,425	9,247	109,332	5,229	30,703	3,455	22,601	10,323
48		1950... 15,589	1,753	17,365	95,138	(NA)	58,245	4,129	24,450	7,909
49	Home farms.....acres	1954... 4,172	1,883	7,492	98,716	4,737	26,364	3,148	19,860	9,150
50		1950... 13,734	1,265	12,688	83,482	(NA)	49,460	3,658	20,850	6,174
51	Cropper farms.....acres	1954... 494	542	1,755	10,616	492	4,339	307	2,741	1,173
52		1950... 1,855	498	4,677	11,856	(NA)	8,785	471	3,600	1,735
53	Cropland harvested.....acres	1954... 1,250	1,114	4,997	21,941	856	8,234	888	6,743	2,835
54		1949... 4,129	707	7,811	19,892	(NA)	16,853	827	6,541	2,509
55	Corn harvested for grain.....multiple units reporting	1954... 17	10	38	410	46	90	23	99	52
56		1949... 52	8	53	348	(NA)	228	11	88	22
57	subunits reporting	1954... 29	14	58	664	86	155	34	132	65
58		1949... 80	15	86	590	(NA)	393	19	120	37
59	acres	1954... 800	488	1,999	7,110	569	2,518	537	1,511	1,072
60		1949... 2,251	377	2,662	6,197	(NA)	6,530	344	1,409	839
61	bushels	1954... 20,500	10,455	71,083	289,940	22,945	78,235	12,750	71,442	30,765
62		1949... 69,359	13,000	86,145	298,083	(NA)	306,116	7,740	84,269	36,170
63	Cotton harvested.....multiple units reporting	1954...	1
64		1949...
65	subunits reporting	1954...	1
66		1949...
67	acres	1954...	2
68		1949...
69	bales	1954...	1
70		1949...
71	Tobacco harvested.....multiple units reporting	1954... 5	10	36	463	33	111	17	119	51
72		1949... 46	7	54	412	(NA)	241	9	103	23
73	subunits reporting	1954... 8	16	55	866	43	211	25	201	64
74		1949... 57	11	87	750	(NA)	431	14	180	40
75	acres	1954... 23	41	146	3,075	42	497	44	727	97
76		1949... 193	34	217	3,040	(NA)	1,079	26	726	85
77	pounds	1954... 32,825	40,516	189,444	5,128,055	64,217	785,562	42,840	1,097,096	147,538
78		1949... 250,471	42,784	228,793	4,027,836	(NA)	1,608,226	22,375	949,060	102,312
79	Peanuts harvested for picking or threshing.....multiple units reporting	1954...
80		1949...
81	subunits reporting	1954...
82		1949...
83	acres	1954...
84		1949...
85	pounds	1954...
86		1949...
87	Horses and/or mules....multiple units reporting	1954... 9	8	26	393	36	98	17	81	36
88		1950... 44	6	45	362	(NA)	225	13	91	16
89	number	1954... 18	20	68	1,549	76	328	44	215	78
90		1950... 143	23	218	1,857	(NA)	878	56	361	61
91	Farms not in multiple units.....number	1954... 655	1,452	938	1,633	1,609	1,391	1,601	1,171	880
92		1950... 743	1,700	1,149	1,980	(NA)	1,401	1,947	1,277	1,043
93	Land in farms not in multiple units.....acres	1954... 89,462	94,353	118,666	128,005	109,352	158,050	137,391	120,641	126,848
94		1950... 93,204	117,310	132,571	165,644	(NA)	139,956	147,494	125,591	142,655

NA Not available. Z Reported in small fractions.

KENTUCKY

CENSUSES OF 1954 AND 1950-Continued

Menifee	Mercer	Metcalf	Monroe	Montgomery	Morgan	Muhlenberg	Nelson	Nicholas	Ohio	Oldham	Owen	Owsley	
779	1,823	2,024	1,945	1,295	2,074	1,413	1,647	1,345	2,318	656	1,668	1,052	1
748	1,934	2,212	2,271	1,283	2,210	2,047	1,987	1,399	2,895	769	1,749	1,333	2
75,621	151,947	161,741	186,147	113,748	176,866	182,707	211,645	112,714	243,967	102,974	199,350	85,018	3
70,615	156,070	173,538	199,928	113,983	180,570	195,664	243,720	122,264	279,576	108,572	202,436	92,859	4
7,859	39,014	41,738	47,227	23,306	21,942	54,952	57,888	19,495	67,913	34,898	27,994	9,406	5
8,417	45,897	47,034	57,301	22,647	23,939	55,657	67,594	22,660	75,353	38,210	31,084	13,684	6
545	873	1,446	1,437	739	1,590	1,251	1,073	687	1,745	410	1,022	840	7
600	1,056	1,653	1,763	816	1,843	1,550	1,342	898	2,234	534	1,220	1,093	8
2,745	8,353	18,890	22,809	5,681	9,022	29,072	20,844	4,035	37,859	7,997	6,479	4,688	9
3,615	10,535	22,428	25,439	5,918	11,819	26,022	25,021	6,108	35,717	8,796	7,465	6,781	10
96,124	229,662	505,735	621,942	218,971	313,619	617,005	579,135	153,753	1,221,679	279,340	226,292	154,040	11
119,002	468,527	693,494	715,246	247,368	334,698	568,354	1,081,022	236,038	850,929	409,740	273,159	197,900	12
...	13
...	14
...	15
...	16
...	17
...	18
(NA)	(NA)	(NA)	(NA)	(NA)	(NA)	(NA)	(NA)	(NA)	(NA)	(NA)	(NA)	(NA)	19
(NA)	(NA)	(NA)	(NA)	(NA)	(NA)	(NA)	(NA)	(NA)	(NA)	(NA)	(NA)	(NA)	20
844	4,178	3,237	2,114	3,556	2,560	1,581	2,582	3,460	1,780	842	4,670	1,047	21
783	4,865	3,651	2,382	3,960	2,601	1,901	3,093	4,448	2,208	989	5,319	1,214	22
1,421,600	6,221,357	4,980,129	3,214,762	5,320,919	4,224,965	1,843,310	3,714,974	5,161,549	2,321,054	1,443,962	7,026,924	1,678,462	23
1,027,020	6,419,345	3,956,568	2,539,226	5,499,059	3,834,360	1,931,631	3,982,646	5,831,358	2,370,439	1,347,311	7,147,455	1,474,034	24
1	9	1	1	25
(NA)	(NA)	(NA)	(NA)	(NA)	(NA)	(NA)	(NA)	(NA)	(NA)	(NA)	(NA)	(NA)	26
1	(Z)	(Z)	27
(NA)	(NA)	(NA)	(NA)	(NA)	(NA)	(NA)	(NA)	(NA)	(NA)	(NA)	(NA)	(NA)	28
300	450	360	29
(NA)	(NA)	(NA)	(NA)	(NA)	(NA)	(NA)	(NA)	(NA)	(NA)	(NA)	(NA)	(NA)	30
485	892	977	1,166	618	1,301	856	923	764	1,380	302	1,170	696	31
579	1,272	1,425	1,585	856	1,652	1,427	1,403	1,029	2,161	525	1,468	929	32
858	2,002	2,110	2,345	1,345	2,265	1,650	2,043	1,731	2,784	957	2,606	1,106	33
1,147	3,476	3,508	3,767	2,414	3,790	3,384	3,981	2,783	5,175	1,660	3,897	1,583	34
22	164	305	168	94	107	35	108	73	46	27	158	30	35
21	220	351	190	128	62	60	174	80	63	33	108	66	36
45	387	720	362	217	241	85	242	169	96	67	361	63	37
45	539	804	427	284	133	139	389	187	141	75	242	139	38
22	163	303	164	94	105	34	106	73	45	26	155	30	39
21	215	347	187	126	62	57	173	76	62	33	99	66	40
23	224	417	198	123	136	51	136	96	51	41	206	33	41
24	324	457	240	158	71	82	216	111	79	42	143	73	42
3,132	31,496	59,179	36,051	23,325	23,542	12,224	24,323	18,666	8,685	8,253	37,289	3,819	43
6,531	40,039	66,136	40,303	23,059	11,711	16,876	41,657	19,299	11,589	8,402	27,788	9,429	44
339	4,851	2,282	2,223	3,226	504	1,112	1,068	592	261	2,217	2,931	6	45
75	5,982	3,887	8,216	5,994	326	1,906	3,677	1,588	803	1,422	1,131	52	46
3,366	34,217	57,104	37,966	24,987	23,312	13,190	24,963	18,300	8,519	10,181	37,900	3,793	47
6,579	43,356	64,373	45,609	27,999	11,358	18,129	44,064	18,940	11,954	8,585	26,809	9,213	48
3,149	29,978	48,000	31,879	23,804	21,102	11,574	23,101	17,558	6,400	9,494	33,323	3,482	49
5,492	36,550	55,206	37,735	25,467	10,243	14,965	38,855	16,697	9,191	7,952	22,896	8,345	50
217	4,239	9,104	6,087	1,183	2,210	1,616	1,862	742	1,919	687	4,577	311	51
1,087	6,806	9,167	7,874	2,532	1,115	3,164	5,229	2,243	2,763	653	3,913	868	52
438	10,388	13,858	10,417	4,586	2,678	3,672	7,800	2,723	2,463	3,361	5,040	700	53
531	14,555	17,119	12,395	5,240	1,588	5,143	13,355	4,198	4,286	3,954	3,688	1,297	54
18	117	273	157	69	96	35	85	52	40	25	120	28	55
19	156	336	181	108	59	56	152	63	54	17	92	60	56
25	143	441	241	86	156	76	108	72	62	33	162	48	57
31	203	522	290	145	87	94	241	89	77	26	134	79	58
158	1,997	6,154	5,027	717	1,025	1,975	2,362	449	1,336	833	1,116	331	59
186	2,661	7,858	5,790	1,116	704	2,295	4,904	896	1,457	377	945	591	60
6,005	55,983	188,260	150,432	28,396	39,426	53,085	71,748	16,992	41,935	31,045	40,890	13,055	61
6,769	123,146	244,313	175,918	47,567	21,907	66,070	217,165	31,491	32,978	17,640	40,385	17,830	62
...	63
...	64
...	65
...	66
...	67
...	68
...	69
...	70
22	164	289	166	94	102	35	104	73	37	27	158	30	71
18	214	345	183	124	60	49	150	79	45	29	108	58	72
29	289	517	260	150	172	70	159	119	47	46	282	50	73
30	372	570	287	188	88	95	226	125	59	48	188	70	74
50	1,043	1,033	406	547	307	278	417	365	67	120	847	75	75
44	1,571	1,207	431	599	161	298	679	617	107	87	612	98	76
80,394	1,639,112	1,548,342	630,427	818,728	523,582	307,429	625,410	550,404	84,642	213,326	1,259,050	126,232	77
63,956	2,247,885	1,340,350	492,100	1,146,420	243,861	300,215	876,384	839,974	106,439	128,877	868,914	125,674	78
...	79
...	80
...	81
...	82
...	83
...	84
...	85
...	86
16	126	241	138	76	95	34	82	63	33	20	123	25	87
18	185	282	168	97	55	47	140	67	58	25	99	51	88
39	370	671	367	228	232	89	230	168	73	68	373	49	89
43	778	900	535	388	144	220	492	312	205	98	375	111	90
734	1,436	1,304	1,583	1,078	1,833	1,328	1,405	1,176	2,222	589	1,307	989	91
703	1,395	1,408	1,844	999	2,077	1,908	1,598	1,212	2,754	694	1,507	1,194	92
70,305	117,330	104,637	148,181	88,761	153,574	169,517	186,682	94,414	235,648	92,793	161,450	79,225	93
64,036	114,714	108,165	154,319	85,984	169,212	177,535	199,656	103,324	267,622	99,987	175,627	85,646	94

MULTIPLE-UNIT OPERATIONS

County Table 1.—MULTIPLE-UNIT OPERATIONS:

Item (For definitions and explanations, see text)	Pendleton	Powell	Pulaski	Robertson	Rockcastle	Rowan	Russell	Scott	Shelby
All farms.....number 1954...	1,568	705	4,126	659	1,514	740	1,884	1,573	2,150
1950.....	1,647	639	4,591	572	1,755	1,132	2,096	1,609	2,205
Land in farms.....acres 1954...	162,141	69,815	264,600	58,093	125,192	79,146	119,371	167,244	237,882
1950.....	164,392	67,540	292,379	54,407	131,604	109,790	121,715	170,244	234,738
Cropland harvested.....acres 1954...	30,911	10,322	73,682	8,540	22,625	12,516	33,773	32,689	66,153
1949.....	33,285	10,340	89,422	9,305	26,911	17,926	36,921	35,472	69,718
Corn harvested for grain.....farms reporting 1954...	947	404	2,652	377	1,128	579	1,269	713	1,235
1949.....	1,135	448	3,426	372	1,350	854	1,486	841	1,363
acres 1954.....	5,924	4,544	26,395	1,738	8,663	5,037	13,472	5,045	13,555
1949.....	7,526	4,880	34,675	2,252	11,360	6,608	16,233	6,890	15,833
bushels 1954.....	196,640	179,287	782,302	64,993	346,671	199,678	418,964	220,921	359,836
1949.....	307,337	152,032	1,145,603	98,767	379,318	216,542	435,988	318,640	665,098
Cotton harvested.....farms reporting 1954...
1949.....
acres 1954.....
1949.....
bales 1954.....
1949.....
Tobacco harvested.....farms reporting 1954...	(NA)	(NA)	(NA)	(NA)	(NA)	(NA)	(NA)	(NA)	(NA)
1949.....	(NA)	(NA)	(NA)	(NA)	(NA)	(NA)	(NA)	(NA)	(NA)
acres 1954.....	3,093	699	3,504	1,631	1,610	811	1,985	6,112	6,732
1949.....	3,426	560	3,807	1,789	1,655	1,052	1,957	7,042	7,572
pounds 1954.....	4,704,339	913,328	5,732,290	2,367,987	2,518,245	1,436,665	3,132,057	9,777,966	10,746,714
1949.....	4,542,527	671,325	5,286,284	2,249,882	2,297,645	1,525,942	2,217,425	9,700,323	9,248,497
Peanuts harvested for picking or threshing.....farms reporting 1954...
1949.....	(NA)	(NA)	(NA)	(NA)	(NA)	(NA)	(NA)	(NA)	(NA)
acres 1954.....
1949.....	(NA)	(NA)	(NA)	(NA)	(NA)	(NA)	(NA)	(NA)	(NA)
pounds 1954.....
1949.....	(NA)	(NA)	(NA)	(NA)	(NA)	(NA)	(NA)	(NA)	(NA)
Horses and/or mules.....farms reporting 1954...	1,019	352	2,280	376	890	439	956	719	1,163
1950.....	1,305	442	3,151	461	1,239	823	1,330	1,127	1,593
number 1954.....	2,144	617	4,153	793	1,648	791	1,766	1,847	2,655
1950.....	3,117	904	6,724	1,177	2,669	1,566	3,052	3,267	4,918
Multiple-unit operations.....number 1954...	86	31	180	50	76	18	59	113	191
1950.....	114	19	220	34	103	18	91	151	198
Subunits in multiple-unit operations....number 1954...	178	72	377	131	172	39	131	260	425
1950.....	248	45	472	72	230	40	196	372	488
Home farms.....number 1954...	66	30	178	49	75	18	59	111	187
1950.....	112	19	260	34	103	17	89	150	196
Cropper farms.....number 1954...	42	1	199	82	97	72	72	149	238
1950.....	136	26	252	38	127	23	107	222	292
Land owned by landlord.....acres 1954...	17,027	9,795	23,562	11,919	18,542	4,470	8,431	28,716	38,855
1950.....	21,376	3,219	26,347	6,906	15,690	4,476	14,031	39,892	43,247
Land rented from others by landlord.....acres 1954...	1,509	375	532	125	279	2	368	5,713	5,919
1950.....	141	324	995	16	270	11	652	4,838	11,037
Land in multiple-unit operations.....acres 1954...	17,341	9,868	22,557	11,263	18,270	4,265	8,674	33,077	39,295
1950.....	19,860	3,505	25,931	6,433	15,003	4,482	14,360	41,195	48,944
Home farms.....acres 1954...	15,653	9,067	17,488	8,474	16,587	4,034	7,717	31,769	34,540
1950.....	14,383	3,064	18,731	5,944	13,109	2,195	12,304	38,159	41,710
Cropper farms.....acres 1954...	1,688	821	5,069	2,789	1,683	2,231	957	1,308	4,355
1950.....	5,477	441	7,200	489	1,894	2,287	2,056	3,056	7,534
Cropland harvested.....acres 1954...	3,083	1,827	7,069	1,321	2,607	644	2,310	6,609	10,976
1949.....	4,079	655	8,685	919	3,043	936	4,274	9,387	15,377
Corn harvested for grain.....multiple units reporting 1954...	65	29	158	38	72	15	47	62	138
1949.....	90	13	185	15	88	14	80	93	173
subunits reporting 1954...	77	45	207	47	105	24	63	71	170
1949.....	120	17	248	17	112	23	109	122	249
acres 1954.....	580	715	2,356	222	1,002	206	669	734	2,106
1949.....	925	217	3,089	109	1,276	293	1,608	1,093	3,576
bushels 1954.....	18,205	31,020	69,665	7,823	42,620	8,105	20,475	28,232	54,747
1949.....	38,034	9,395	115,759	5,260	43,045	6,815	52,328	48,094	156,228
Cotton harvested.....multiple units reporting 1954...
1949.....
subunits reporting 1954...
1949.....
acres 1954.....
1949.....
bales 1954.....
1949.....
Tobacco harvested.....multiple units reporting 1954...	84	29	165	49	73	17	58	112	186
1949.....	110	17	197	32	93	15	88	146	197
subunits reporting 1954...	123	44	226	84	108	24	86	185	307
1949.....	151	20	257	45	121	21	119	258	376
acres 1954.....	292	93	324	245	220	39	140	954	992
1949.....	416	49	373	155	188	33	189	1,498	1,498
pounds 1954.....	451,862	113,000	532,002	369,500	351,490	68,560	213,484	1,582,090	1,576,276
1949.....	559,065	61,082	539,141	188,741	254,553	45,593	235,174	2,134,161	1,856,595
Peanuts harvested for picking or threshing.....multiple units reporting 1954...
1949.....
subunits reporting 1954...
1949.....
acres 1954.....
1949.....
pounds 1954.....
1949.....
Horses and/or mules....multiple units reporting 1954...	72	25	141	42	59	16	44	80	133
1950.....	104	12	183	27	80	14	78	131	182
number 1954.....	191	69	306	119	170	27	94	274	394
1950.....	332	27	554	92	220	42	205	578	803
Farms not in multiple units.....number 1954...	1,390	633	3,749	528	1,342	701	1,753	1,313	1,725
1950.....	1,399	594	4,119	500	1,525	1,092	1,900	1,237	1,717
Land in farms not in multiple units.....acres 1954...	144,800	59,927	242,043	46,830	106,922	74,881	110,697	134,167	198,587
1950.....	144,532	64,035	266,448	47,974	116,601	105,308	107,355	129,049	185,794

NA Not available. Z Reported in small fractions.

CENSUSES OF 1954 AND 1950—Continued

Table with 13 columns for counties: Simpson, Spencer, Taylor, Todd, Trigg, Trimble, Union, Warren, Washington, Wayne, Webster, Wolfe, and Woodford. It lists population counts for various census years, with some cells marked as (NA) or (Z). Rows are numbered 1 through 94 on the right side.

MULTIPLE-UNIT OPERATIONS

Economic Area Table 1.—MULTIPLE-UNIT OPERATIONS,

Item (For definitions and explanations, see text)	Total	Total, selected areas ¹							
		Size of unit							
		Under 30 acres	30 to 49 acres	50 to 69 acres	70 to 99 acres	100 to 139 acres	140 to 179 acres	180 to 219 acres	220 to 259 acres
1 Multiple-unit operations.....number 1954...	11,372	468	530	743	1,310	1,807	1,451	1,184	863
2 1950...	12,556	428	548	777	1,433	2,125	1,696	1,394	996
3 Subunits in multiple-unit operations.....total number 1954...	26,591	971	1,110	1,549	2,725	3,829	3,148	2,637	1,980
4 1950...	29,348	879	1,133	1,601	2,959	4,447	3,642	3,124	2,310
5 Home farms.....number 1954...	11,182	416	507	731	1,299	1,791	1,435	1,166	851
6 1950...	12,256	349	513	757	1,423	2,100	1,676	1,374	978
7 Cropper farms.....number 1954...	15,439	555	603	818	1,426	2,038	1,713	1,471	1,129
8 1950...	17,092	530	620	844	1,536	2,347	1,966	1,750	1,332
9 Land in multiple-unit operations...total acres 1954...	2,559,535	7,289	20,951	43,511	110,021	211,447	228,939	235,114	206,028
10 1950...	2,768,523	7,014	21,587	45,501	120,592	250,099	287,045	276,423	237,609
11 Home farms.....acres 1954...	2,255,116	5,215	16,629	36,199	92,925	180,941	196,130	203,864	179,562
12 1950...	2,363,739	4,383	15,736	36,218	99,033	205,779	223,877	233,404	202,083
13 Cropper farms.....acres 1954...	304,419	2,074	4,322	7,312	17,096	30,506	32,809	31,250	26,466
14 1950...	404,174	2,631	5,851	9,283	21,569	44,320	43,168	43,019	35,526
15 Cropland harvested.....total acres 1954...	756,474	3,133	7,248	13,490	32,261	66,335	70,838	72,047	59,769
16 1949...	839,734	3,203	7,919	15,842	41,372	83,761	88,201	88,373	72,919
17 Corn harvested for grain.....multiple units reporting 1954...	9,788	241	397	585	1,088	1,580	1,307	1,054	776
18 1949...	10,900	215	391	613	1,200	1,898	1,510	1,279	906
19 subunits reporting 1954...	14,816	286	486	729	1,384	2,102	1,891	1,596	1,226
20 1949...	16,951	263	482	763	1,561	2,624	2,208	1,980	1,455
21 acres 1954...	282,409	1,308	3,451	5,939	12,876	25,668	27,033	26,071	20,960
22 1949...	300,605	1,324	3,710	6,433	16,430	32,116	32,791	32,716	26,758
23 bushels 1954...	8,659,936	41,492	103,382	184,164	395,170	803,522	861,260	839,931	702,170
24 1949...	11,186,544	49,083	125,862	205,981	570,209	1,161,564	1,187,492	1,226,624	999,813
25 Cotton harvested.....multiple units reporting 1954...	135	4	4	5	5	11	19	11	9
26 1949...	138	...	5	7	12	15	19	13	11
27 subunits reporting 1954...	366	6	9	6	5	17	28	19	16
28 1949...	407	...	7	12	16	26	43	26	36
29 acres 1954...	5,600	24	105	28	19	239	360	266	242
30 1949...	8,445	...	81	125	196	427	746	408	747
31 bales 1954...	6,690	30	138	33	23	330	395	330	298
32 1949...	7,509	...	53	104	141	396	722	360	715
33 Tobacco harvested.....multiple units reporting 1954...	10,788	400	470	685	1,227	1,735	1,387	1,149	831
34 1949...	11,683	364	457	702	1,328	2,007	1,612	1,319	945
35 subunits reporting 1954...	18,378	539	600	887	1,657	2,539	2,190	1,919	1,476
36 1949...	19,247	467	578	890	1,757	2,824	2,448	2,113	1,616
37 acres 1954...	51,389	838	992	1,441	3,216	5,628	5,379	5,365	4,344
38 1949...	59,595	893	1,107	1,723	3,751	6,921	6,722	6,192	5,304
39 pounds 1954...	78,081,631	1,235,309	1,471,228	2,139,607	4,770,805	8,493,135	8,201,508	8,167,319	6,668,862
40 1949...	77,969,847	1,123,992	1,426,609	2,214,742	4,783,487	8,955,576	8,686,313	8,151,818	6,874,168
41 Peanuts harvested for picking or threshing.....multiple units reporting 1954...	1	1
42 1949...
43 subunits reporting 1954...	1	1
44 1949...
45 acres 1954...	1	1
46 1949...
47 pounds 1954...	1,000	1,000
48 1949...
49 Horses and/or mules....multiple units reporting 1954...	8,851	154	330	506	1,003	1,413	1,174	978	734
50 1950...	10,632	157	358	592	1,187	1,885	1,483	1,264	890
51 number 1954...	25,353	250	628	1,063	2,157	3,210	2,925	2,570	2,068
52 1950...	39,102	323	803	1,453	3,091	5,468	4,726	4,411	3,328
53 Landlord-tenant operations containing multiple units; All subunits including home farm.....number 1954...	29,750	1,080	1,212	1,694	2,953	4,115	3,415	2,895	2,234
54 1950...	33,411	990	1,270	1,735	3,211	4,855	3,996	3,491	2,574
55 Land in all subunits including home farm.....acres 1954...	2,700,707	17,807	24,048	48,657	116,165	221,031	237,880	245,320	217,905
56 1950...	2,944,945	16,332	29,301	48,723	128,671	268,419	280,407	289,791	246,540
57 Owned by operator of multiple unit.....acres 1954...	2,427,530	16,996	23,279	47,604	112,875	212,025	222,563	228,356	198,927
58 1950...	2,641,496	16,068	28,717	47,339	123,998	258,833	259,779	263,941	225,818
59 Rented by operator of multiple unit.....acres 1954...	273,177	811	769	1,053	3,290	9,006	15,317	16,964	18,978
60 1950...	303,449	264	584	1,384	4,673	9,586	20,628	25,850	20,722
61 Subunits not included in multiple units.....operators reporting 1954...	2,089	77	78	120	183	244	215	194	170
62 1950...	2,719	89	116	108	220	316	295	285	212
63 number 1954...	3,159	109	102	145	228	286	287	258	254
64 1950...	4,063	111	137	134	252	408	354	367	264
65 Share tenants.....number 1954...	2,598	78	69	115	197	236	217	220	211
66 1950...	1,908	54	53	43	86	160	164	182	126
67 Other tenants, not croppers nor share tenants.....number 1954...	561	31	33	30	31	50	50	38	43
68 1950...	2,155	57	84	91	166	248	190	185	138
69 Land in subunits not included in multiple units.....acres 1954...	141,172	10,518	3,097	5,146	6,144	9,584	8,941	10,206	11,877
70 1950...	176,422	9,318	7,714	3,222	8,079	18,320	13,362	13,368	8,931

¹Data for 1950 do not include reports for Magoffin County which was included in the 1954 multiple-unit area. See text.

BY SIZE OF UNIT: CENSUSES OF 1954 AND 1950

Total, selected areas ¹ —Continued			Area 1												
Size of unit—Continued			Total	Size of unit											
260 to 499 acres	500 to 999 acres	1,000 acres and over		Under 30 acres	30 to 49 acres	50 to 69 acres	70 to 99 acres	100 to 139 acres	140 to 179 acres	180 to 219 acres	220 to 259 acres	260 to 499 acres	500 to 999 acres	1,000 acres and over	
2,118	706	192	415	11	31	26	50	61	45	37	34	74	33	13	1
2,244	687	208	499	8	20	30	58	65	86	58	37	86	37	14	2
5,370	2,272	1,000	1,067	23	69	53	100	128	99	81	80	210	139	85	3
5,800	2,369	1,084	1,292	16	40	64	118	137	191	126	100	260	163	77	4
2,074	691	191	405	9	29	26	49	59	45	36	34	72	33	13	5
2,210	671	205	489	8	18	28	57	64	85	56	36	86	35	14	6
3,296	1,581	809	662	14	40	27	51	69	54	45	46	138	106	72	7
3,590	1,698	879	803	8	22	36	61	73	106	68	64	174	128	63	8
739,317	463,661	293,057	106,999	224	1,235	1,516	4,092	7,238	7,226	7,407	8,124	26,516	22,628	20,193	9
780,108	482,717	309,828	127,279	130	787	1,795	4,872	7,701	13,710	11,550	8,889	30,187	24,319	23,339	10
652,557	416,971	274,123	92,098	120	860	1,262	3,135	5,657	6,025	6,250	7,290	22,859	19,565	19,065	11
673,741	390,294	279,191	104,033	91	511	1,298	3,601	6,008	10,930	9,931	7,193	25,069	18,650	20,751	12
86,760	46,890	18,934	14,301	104	375	254	957	1,571	1,201	1,157	834	3,657	3,063	1,128	13
166,367	62,423	30,637	23,246	39	276	497	1,271	1,693	2,780	1,696	1,696	5,118	5,669	2,588	14
225,402	129,107	76,844	47,712	134	614	744	1,541	3,179	3,242	3,432	3,441	13,561	10,586	7,238	15
238,761	128,263	71,100	55,752	50	354	994	2,222	3,676	7,018	5,383	4,401	13,833	11,813	6,008	16
1,946	639	175	375	9	21	22	43	58	40	36	32	71	30	13	17
2,078	632	178	446	4	15	22	49	57	78	55	34	83	36	13	18
3,339	1,309	468	566	10	30	29	58	84	55	54	49	105	52	40	19
3,642	1,419	534	722	6	17	30	58	76	117	96	57	132	86	37	20
76,842	40,289	21,972	18,216	82	317	410	954	1,681	1,433	1,675	1,369	4,567	3,558	2,170	21
86,606	41,416	20,305	21,857	34	167	319	1,135	1,774	3,127	2,662	1,687	5,061	4,239	1,652	22
2,536,183	1,403,472	787,210	467,558	1,570	7,051	8,514	22,236	37,555	39,661	39,576	31,990	111,623	109,247	56,515	23
3,300,234	1,588,070	771,612	720,750	991	4,375	8,820	34,399	54,375	95,130	85,423	55,045	181,409	147,743	53,040	24
34	24	9	135	4	4	5	5	11	19	11	9	34	24	9	25
29	18	9	138	...	5	7	12	15	19	13	11	29	18	9	26
97	100	63	366	6	9	6	5	17	28	19	16	97	100	63	27
103	86	52	407	...	7	12	16	26	43	26	36	103	86	52	28
1,556	1,712	1,049	5,600	24	105	28	19	239	360	266	242	1,556	1,712	1,049	29
2,326	2,354	1,035	8,445	...	81	125	196	427	746	408	747	2,326	2,354	1,035	30
1,758	2,077	1,278	6,690	30	138	33	23	330	395	330	298	1,758	2,077	1,278	31
2,060	2,069	889	7,509	...	53	104	141	396	722	360	715	2,060	2,069	889	32
2,058	667	179	252	5	14	17	38	48	22	22	45	8	8	3	33
2,123	638	188	300	3	10	19	35	43	59	42	20	50	16	3	34
4,061	1,723	787	364	5	20	18	46	65	37	38	42	69	13	11	35
4,084	1,689	781	421	3	12	21	37	51	78	62	31	83	38	5	36
13,244	7,070	3,872	1,109	14	35	39	102	197	136	123	124	254	33	52	37
15,234	7,512	4,236	1,466	2	20	47	88	170	304	218	137	345	123	12	38
20,190,846	10,987,563	5,755,449	1,297,588	16,300	44,025	46,040	113,982	221,732	157,730	145,038	145,579	302,162	35,300	69,700	39
20,199,017	9,906,604	5,647,521	1,609,888	1,342	27,886	54,400	97,000	206,451	331,943	234,590	137,292	381,048	122,330	15,606	40
...	41
...	42
...	43
...	44
...	45
...	46
...	47
...	48
1,782	606	171	294	2	17	13	35	49	35	26	26	53	27	11	49
2,026	622	168	409	...	12	21	42	54	71	53	32	82	33	9	50
5,761	2,792	1,929	846	6	31	26	73	102	78	68	75	164	118	105	51
9,339	4,232	1,928	1,555	...	30	53	109	189	237	183	118	393	247	96	52
6,136	2,713	1,303	1,199	24	80	63	108	145	105	91	92	226	160	105	53
6,802	2,977	1,510	1,520	20	48	70	131	157	210	140	106	310	200	128	54
773,306	485,189	313,399	116,558	241	1,464	1,822	4,304	8,033	7,565	7,681	8,299	26,977	28,331	21,841	55
824,204	484,367	328,190	144,208	442	960	1,853	5,163	8,482	14,601	12,070	9,260	35,570	27,643	28,164	56
678,274	411,985	274,646	95,341	241	1,397	1,657	4,137	7,427	5,990	6,435	7,257	21,706	20,244	18,850	57
711,698	418,256	287,049	115,520	412	922	1,710	4,896	7,625	11,811	9,399	7,594	27,544	19,089	24,538	58
95,032	73,204	38,753	21,217	...	67	165	167	606	1,575	1,246	1,042	5,271	8,087	2,991	59
112,506	66,111	41,141	28,688	30	38	143	267	657	2,790	2,671	1,666	8,026	8,574	3,626	60
492	233	83	93	1	9	8	8	13	6	9	8	13	12	6	61
673	282	123	124	4	7	4	11	16	18	11	6	26	12	9	62
766	441	303	132	1	11	10	8	17	6	10	12	16	21	20	63
1,002	608	426	228	4	8	6	13	20	19	14	6	50	37	51	64
652	389	214	115	1	6	9	5	15	6	9	10	16	20	18	65
523	340	177	117	...	2	...	6	9	8	8	4	35	24	21	66
114	52	89	17	...	5	1	3	2	...	1	2	...	1	2	67
479	268	249	111	4	6	6	7	11	11	6	2	15	13	30	68
33,989	21,328	20,342	10,159	17	229	306	212	795	339	274	175	461	5,703	1,648	69
44,096	31,650	18,362	16,929	312	173	58	291	781	891	520	371	5,383	3,324	4,825	70

MULTIPLE-UNIT OPERATIONS

Economic Area Table 1.—MULTIPLE-UNIT OPERATIONS,

Item (For definitions and explanations, see text)	Area 2									
	Total	Size of unit								
		Under 30 acres	30 to 49 acres	50 to 69 acres	70 to 99 acres	100 to 139 acres	140 to 179 acres	180 to 219 acres	220 to 259 acres	
1 Multiple-unit operations.....number 1954...	310	7	4	17	25	41	19	31	23	
2 1950...	450	20	15	20	43	57	60	40	40	
3 Subunits in multiple-unit										
4 operations.....total number 1954...	774	15	8	35	52	85	41	71	54	
5 1950...	1,115	42	30	41	89	119	125	93	88	
6 Home farms.....number 1954...	301	4	3	17	25	41	18	31	23	
7 1950...	429	11	14	20	42	56	59	40	40	
8 Cropper farms.....number 1954...	473	11	5	18	27	44	23	40	31	
9 1950...	686	31	16	21	47	63	66	53	48	
10 Land in multiple-unit operations....total acres 1954...	100,353	108	183	960	2,118	4,866	3,039	6,242	5,447	
11 1950...	117,335	300	588	1,164	3,573	6,765	9,334	8,019	9,526	
12 Home farms.....acres 1954...	84,612	39	84	655	1,570	4,295	1,956	5,654	4,462	
13 1950...	93,642	73	370	740	2,551	5,384	7,395	6,381	8,202	
14 Cropper farms.....acres 1954...	15,741	69	99	305	548	571	1,083	588	985	
15 1950...	23,693	227	218	424	1,022	1,381	1,939	1,638	1,324	
16 Cropland harvested.....total acres 1954...	52,520	66	147	530	1,113	2,543	1,506	3,714	2,554	
17 1949...	56,783	219	330	506	1,802	3,520	4,690	4,426	4,762	
18 Corn harvested for										
19 grain.....multiple units reporting 1954...	296	5	4	15	24	40	18	30	22	
20 1949...	397	13	12	17	37	51	52	36	37	
21 subunits reporting 1954...	509	8	7	18	37	55	25	56	33	
22 1949...	685	19	16	23	51	77	88	62	60	
23 acres 1954...	24,881	43	131	244	496	1,158	828	1,911	1,042	
24 1949...	24,436	121	181	273	742	1,404	2,103	1,985	2,040	
25 bushels 1954...	950,308	1,450	3,425	9,377	19,364	49,970	31,975	69,914	40,540	
26 1949...	889,241	5,300	5,155	9,960	26,435	55,461	70,651	74,140	71,185	
27 Cotton harvested.....multiple units reporting 1954...	
28 1949...	
29 subunits reporting 1954...	
30 1949...	
31 acres 1954...	
32 1949...	
33 bales 1954...	
34 1949...	
35 Tobacco harvested.....multiple units reporting 1954...	279	6	4	11	21	39	14	30	21	
36 1949...	389	17	13	14	38	51	51	34	37	
37 subunits reporting 1954...	555	10	5	15	32	63	21	53	41	
38 1949...	694	29	15	18	47	77	77	56	61	
39 acres 1954...	1,792	17	9	27	84	148	60	185	116	
40 1949...	2,310	64	29	35	120	218	227	171	204	
41 pounds 1954...	2,211,820	20,990	8,000	31,163	107,541	185,526	72,478	240,779	154,600	
42 1949...	2,510,171	68,911	28,928	39,661	147,809	239,468	252,044	195,959	213,084	
43 Peanuts harvested for picking										
44 or threshing.....multiple units reporting 1954...	
45 1949...	
46 subunits reporting 1954...	
47 1949...	
48 acres 1954...	
49 1949...	
50 pounds 1954...	
51 1949...	
52 Horses and/or mules....multiple units reporting 1954...	218	1	...	10	16	27	10	25	17	
53 1950...	368	7	9	13	36	50	51	36	37	
54 number 1954...	670	1	...	19	29	53	26	56	46	
55 1950...	1,544	23	16	34	103	173	160	125	148	
56 Landlord-tenant operations containing multiple units:										
57 All subunits including home farm.....number 1954...	866	19	12	38	56	93	43	77	63	
58 1950...	1,294	49	34	46	96	131	144	108	96	
59 Land in all subunits including										
60 home farm.....acres 1954...	107,769	280	389	1,030	2,440	6,344	3,236	6,367	6,014	
61 1950...	134,369	1,103	1,001	1,550	3,777	7,665	11,587	8,785	9,976	
62 Owned by operator of multiple										
63 unit.....acres 1954...	78,851	280	389	1,005	2,360	5,676	2,779	4,745	5,193	
64 1950...	107,047	1,103	1,001	1,480	3,609	6,852	9,274	7,435	7,329	
65 Rented by operator of multiple										
66 unit.....acres 1954...	28,918	25	80	668	457	1,622	821	
67 1950...	27,322	70	168	813	2,313	1,350	2,647	
68 Subunits not included in										
69 multiple units.....operators reporting 1954...	54	2	2	3	3	8	2	3	6	
70 1950...	102	4	4	4	7	10	16	11	8	
71 number 1954...	92	4	4	3	4	8	2	6	9	
72 1950...	179	7	4	5	7	12	19	15	8	
73 Share tenants.....number 1954...	70	4	1	2	3	6	2	5	9	
74 1950...	85	4	1	1	3	6	10	10	6	
75 Other tenants, not croppers nor share										
76 tenants.....number 1954...	22	...	3	1	1	2	...	1	...	
77 1950...	94	3	3	4	4	6	9	5	2	
78 Land in subunits not included in multiple										
79 units.....acres 1954...	7,416	172	206	70	322	1,478	197	125	567	
80 1950...	17,034	803	413	386	204	900	2,253	766	450	

BY SIZE OF UNIT: CENSUSES OF 1954 AND 1950--Continued

Area 2--Continued			Area 3a												
Size of unit--Continued			Total	Size of unit											
260 to 499 acres	500 to 999 acres	1,000 acres and over		Under 30 acres	30 to 49 acres	50 to 69 acres	70 to 99 acres	100 to 139 acres	140 to 179 acres	180 to 219 acres	220 to 259 acres	260 to 499 acres	500 to 999 acres	1,000 acres and over	
97	32	14	606	15	16	23	65	84	73	67	54	134	61	14	1
99	41	15	691	9	21	30	61	108	73	81	53	181	58	16	2
238	93	82	1,381	30	33	46	135	178	159	141	115	310	188	46	3
243	167	78	1,564	18	43	62	124	223	157	172	116	425	163	61	4
96	29	14	596	14	16	23	63	84	70	67	54	131	60	14	5
96	39	12	678	9	20	29	60	107	71	80	52	178	56	16	6
142	64	68	785	16	17	23	72	94	89	74	61	179	128	32	7
147	128	66	866	9	23	33	64	116	86	92	64	247	107	45	8
34,812	21,365	21,213	166,224	186	597	1,348	5,573	9,984	11,558	13,350	12,866	46,622	41,032	23,108	9
34,176	25,669	18,201	186,332	158	812	1,747	5,166	12,871	11,530	16,211	12,675	63,846	38,292	23,024	10
29,016	18,762	18,119	147,837	115	494	1,087	4,620	8,090	9,860	11,455	11,801	41,995	37,408	20,912	11
20,537	21,020	12,989	159,923	104	514	1,414	4,044	10,129	9,595	13,836	10,678	53,987	33,533	22,089	12
5,796	2,603	3,094	18,387	71	103	261	953	1,894	1,698	1,895	1,065	4,627	3,624	2,196	13
5,639	4,669	5,212	26,409	54	298	333	1,122	2,742	1,935	2,375	1,997	9,859	4,759	935	14
18,582	10,455	11,310	48,270	93	245	507	1,634	3,072	3,816	4,251	3,532	14,790	11,765	4,565	15
18,744	10,931	6,853	56,018	54	282	528	1,847	4,115	3,900	5,047	4,093	19,606	10,026	6,521	16
93	31	14	560	9	12	19	56	77	66	63	52	131	61	14	17
94	36	12	647	7	15	26	55	102	70	77	50	177	53	15	18
172	62	36	860	11	14	24	73	104	91	92	82	222	114	29	19
171	88	30	1,011	8	19	32	70	142	107	120	83	301	101	28	20
9,263	4,691	5,074	22,252	55	142	303	970	1,778	2,077	2,142	1,676	6,508	5,000	1,601	21
8,695	4,039	2,853	24,305	34	153	236	965	1,915	1,766	2,372	1,942	8,983	4,191	1,728	22
352,116	177,435	194,740	687,019	1,600	4,130	8,580	22,855	50,901	59,219	60,932	49,073	202,459	169,295	57,975	23
315,575	143,647	111,732	718,959	860	4,125	5,910	24,829	50,243	51,133	76,899	53,608	269,149	129,613	52,570	24
...	25
...	26
...	27
...	28
...	29
...	30
...	31
...	32
87	32	14	538	9	13	20	51	74	62	58	49	131	57	14	33
86	35	13	577	6	12	23	43	93	64	70	46	158	47	15	34
173	71	71	931	13	17	26	70	101	97	91	85	247	146	38	35
154	112	48	913	6	14	27	56	122	95	100	76	273	109	35	36
566	300	280	2,119	10	20	31	96	165	177	214	175	600	490	141	37
720	360	162	2,354	5	24	30	97	239	231	235	204	722	365	202	38
705,624	372,402	312,717	3,016,582	13,496	21,530	40,228	125,195	226,182	256,498	291,606	273,629	864,328	675,764	208,126	39
766,229	389,486	168,590	2,865,966	7,064	23,229	36,256	101,357	245,641	264,111	270,820	188,479	825,317	417,376	216,336	40
...	41
...	42
...	43
...	44
...	45
...	46
...	47
...	48
74	26	12	455	2	12	17	43	61	52	56	37	111	50	14	49
81	36	12	594	2	13	21	52	93	65	72	45	163	47	11	50
205	111	124	1,211	2	23	37	93	142	109	146	91	320	175	73	51
405	257	100	2,069	4	26	54	162	236	209	230	156	628	286	78	52
260	102	103	1,530	30	36	53	146	197	186	163	126	336	205	52	53
269	226	95	1,762	22	46	65	138	268	175	190	125	469	183	81	54
36,666	21,680	23,323	171,959	186	625	1,449	5,707	10,565	12,552	13,953	13,167	47,455	42,556	23,744	55
36,121	32,191	20,613	194,957	351	904	1,770	5,532	15,004	11,968	16,629	12,801	65,848	39,485	24,665	56
25,801	15,954	16,669	159,897	182	604	1,448	5,600	10,265	11,623	13,401	12,366	43,162	38,733	22,513	57
25,874	26,634	16,456	175,993	351	851	1,663	5,192	14,903	11,408	15,343	12,380	58,226	35,411	20,265	58
10,865	7,726	6,654	12,062	4	21	1	107	300	929	552	801	4,293	3,823	1,231	59
10,247	5,557	4,157	18,964	...	53	107	340	101	560	1,286	421	7,622	4,074	4,400	60
16	4	5	105	...	3	6	10	16	14	14	9	19	11	3	61
17	13	8	135	3	3	3	10	19	12	16	9	36	14	10	62
22	9	21	149	...	3	7	11	19	27	22	11	26	17	6	63
26	59	17	198	4	3	3	14	45	18	18	9	44	20	20	64
15	...	18	124	...	3	5	9	16	20	17	9	25	15	5	65
15	24	5	76	1	1	1	4	7	9	6	5	18	9	15	66
7	4	3	25	2	2	3	7	5	2	1	2	1	67
11	35	12	122	3	2	2	10	38	9	12	4	26	11	5	68
1,854	315	2,110	5,735	...	28	101	134	561	994	603	301	833	1,524	636	69
1,945	6,502	2,412	8,625	193	92	23	566	2,133	438	418	126	2,002	1,193	1,641	70

MULTIPLE-UNIT OPERATIONS

Economic Area Table 1.—MULTIPLE-UNIT OPERATIONS,

Item (For definitions and explanations, see text)	Area 3b								
	Total	Size of unit							
		Under 30 acres	30 to 49 acres	50 to 69 acres	70 to 99 acres	100 to 139 acres	140 to 179 acres	180 to 219 acres	220 to 259 acres
1 Multiple-unit operations.....number 1954...	976	49	47	77	158	164	141	113	58
2 1950...	1,058	28	45	80	179	217	162	125	64
3 Subunits in multiple-unit									
4 operations.....total number 1954...	2,216	102	96	163	331	356	308	250	133
5 1950...	2,393	58	92	163	368	459	357	279	149
6 Home farms.....number 1954...	951	46	45	74	157	163	140	112	56
7 1950...	1,040	26	43	80	179	217	160	122	62
8 Cropper farms.....number 1954...	1,265	56	51	89	174	193	168	138	77
9 1950...	1,353	32	49	83	189	242	197	157	87
10 Land in multiple-unit operations....total acres 1954...	174,009	753	1,827	4,523	13,273	19,066	22,048	22,364	13,762
11 1950...	185,399	477	1,763	4,726	15,089	25,179	25,256	24,668	15,232
12 Home farms.....acres 1954...	146,616	567	1,405	3,561	10,919	16,322	18,903	19,399	11,320
13 1950...	152,812	355	1,285	4,009	12,308	20,902	20,873	20,229	12,300
14 Cropper farms.....acres 1954...	27,393	186	422	962	2,354	2,744	3,145	2,965	2,442
15 1950...	32,587	122	478	719	2,781	4,277	4,383	4,439	2,932
16 Cropland harvested.....total acres 1954...	52,495	316	623	1,377	4,304	6,134	7,361	7,248	4,142
17 1949...	59,344	200	713	1,568	5,519	8,810	8,321	7,643	4,554
18 Corn harvested for									
19 grain.....multiple units reporting 1954...	873	27	33	64	140	151	130	110	57
20 1949...	978	20	41	64	161	209	156	115	60
21 subunits reporting 1954...	1,258	29	38	78	178	200	182	165	88
22 1949...	1,502	21	53	83	222	311	232	190	101
23 acres 1954...	20,467	167	307	737	1,943	2,768	2,865	2,865	1,600
24 1949...	24,671	111	396	684	2,420	4,019	3,611	3,054	1,998
25 bushels 1954...	638,165	4,995	8,430	20,629	54,011	84,025	83,243	92,951	49,080
26 1949...	901,971	3,735	12,458	20,638	81,002	145,469	126,419	116,245	75,552
27 Cotton harvested.....multiple units reporting 1954...
28 1949...
29 subunits reporting 1954...
30 1949...
31 acres 1954...
32 1949...
33 bales 1954...
34 1949...
35 Tobacco harvested.....multiple units reporting 1954...	942	43	43	73	152	156	137	112	57
36 1949...	1,028	23	42	76	176	211	159	122	63
37 subunits reporting 1954...	1,528	54	52	98	215	232	220	188	96
38 1949...	1,668	29	57	101	245	321	250	214	110
39 acres 1954...	3,212	63	70	142	379	431	479	436	203
40 1949...	3,801	31	80	158	466	669	567	506	285
41 pounds 1954...	5,060,303	97,417	108,804	218,302	570,787	659,509	758,212	684,578	320,370
42 1949...	4,553,085	34,823	96,138	174,685	528,043	801,246	681,482	592,537	334,246
43 Peanuts harvested for picking									
44 or threshing.....multiple units reporting 1954...	1	1
45 1949...
46 subunits reporting 1954...	1	1
47 1949...
48 acres 1954...	1	1
49 1949...
50 pounds 1954...	1,000	1,000
51 1949...
52 Horses and/or mules....multiple units reporting 1954...	733	14	23	53	121	125	111	93	49
53 1950...	898	10	29	61	149	195	144	114	58
54 number 1954...	1,784	27	42	107	269	266	224	127	127
55 1950...	2,916	21	72	140	361	544	491	359	212
56 Landlord-tenant operations containing multiple units:									
57 All subunits including home farm.....number 1954...	2,408	114	105	177	363	380	336	287	141
58 1950...	2,643	60	102	190	402	490	387	312	168
59 Land in all subunits including									
60 home farm.....acres 1954...	182,179	1,217	2,011	5,497	13,847	19,880	22,925	22,989	13,793
61 1950...	194,073	785	2,120	5,446	16,105	26,134	26,046	25,625	15,529
62 Owned by operator of multiple									
63 unit.....acres 1954...	170,300	1,182	2,009	5,479	13,525	19,290	21,765	21,663	13,204
64 1950...	180,080	781	2,071	5,391	15,859	24,884	24,250	24,132	14,652
65 Rented by operator of multiple									
66 unit.....acres 1954...	11,879	35	2	18	322	590	1,160	1,326	589
67 1950...	13,993	4	49	55	246	1,250	1,796	1,493	877
68 Subunits not included in									
69 multiple units.....operators reporting 1954...	155	11	8	13	25	20	23	15	7
70 1950...	197	2	7	21	32	26	26	27	15
number 1954...	192	12	9	14	32	24	28	17	8
1950...	250	2	10	27	34	31	30	33	19
71 Share tenants.....number 1954...	154	9	5	10	29	22	19	13	6
72 1950...	112	2	2	8	12	10	14	19	6
73 Other tenants, not croppers nor share									
74 tenants.....number 1954...	38	3	4	4	3	2	9	4	2
75 1950...	138	...	8	19	22	21	16	14	13
76 Land in subunits not included in multiple									
77 units.....acres 1954...	8,170	464	184	974	574	814	877	625	31
78 1950...	8,674	308	357	716	1,016	955	790	957	297

BY SIZE OF UNIT: CENSUSES OF 1954 AND 1950—Continued

Area 3b--Continued			Area 4													
Size of unit--Continued			Total	Size of unit											1,000 acres and over	
260 to 499 acres	500 to 999 acres	1,000 acres and over		Under 30 acres	30 to 49 acres	50 to 69 acres	70 to 99 acres	100 to 139 acres	140 to 179 acres	180 to 219 acres	220 to 259 acres	260 to 499 acres	500 to 999 acres			
124	39	6	1,812	46	64	89	154	292	253	201	169	380	135	29	1	
119	27	12	2,059	52	56	92	201	359	295	260	181	423	119	21	2	
318	132	27	4,284	96	135	187	322	606	552	447	390	967	417	165	3	
327	86	55	4,858	106	119	191	416	749	640	598	417	1,096	382	144	4	
115	37	6	1,777	40	58	86	148	291	251	198	168	374	134	29	5	
114	25	12	2,006	41	48	83	198	354	294	259	179	413	116	21	6	
203	95	21	2,507	56	77	101	174	315	301	249	222	593	283	136	7	
213	61	43	2,852	65	71	108	218	395	346	339	238	683	266	123	8	
44,160	23,660	8,573	441,436	742	2,630	5,231	13,001	34,288	40,168	39,944	40,297	132,310	87,695	45,132	9	
39,853	17,651	15,503	476,616	827	2,194	5,394	17,015	42,324	46,472	51,471	43,239	149,024	78,764	39,892	10	
56,204	20,143	7,873	389,190	591	1,907	4,133	10,545	28,878	34,080	34,185	35,956	117,214	79,992	41,709	11	
32,454	14,378	13,719	404,642	555	1,256	3,873	13,348	34,296	38,339	43,002	36,244	129,169	68,694	35,866	12	
7,956	3,517	700	52,248	151	723	1,098	2,456	5,410	6,088	5,759	4,341	15,096	7,703	3,423	13	
7,399	3,273	1,784	71,978	272	938	1,521	3,667	8,028	8,133	8,469	6,995	19,855	10,070	4,026	14	
14,033	5,001	1,936	185,308	393	1,220	2,230	5,192	15,031	17,785	17,439	17,561	57,500	34,199	16,758	15	
13,317	4,945	3,754	188,909	419	1,186	2,223	7,186	18,507	20,261	22,199	17,557	58,676	27,904	12,791	16	
120	37	4	1,709	23	55	81	140	274	243	193	166	372	133	29	17	
116	25	11	1,942	27	45	82	184	341	285	254	175	414	114	21	18	
213	72	15	2,991	29	70	96	176	398	393	328	297	756	330	118	19	
214	50	25	3,331	33	57	108	253	494	448	415	311	820	295	97	20	
4,993	1,723	499	71,913	127	705	1,083	2,124	6,219	7,540	7,153	6,790	22,085	11,925	6,162	21	
5,375	1,561	1,442	79,762	181	675	1,130	3,308	8,273	8,770	8,949	7,431	24,616	11,507	4,922	22	
161,191	61,100	18,510	2,205,347	2,803	20,735	29,874	62,460	175,352	225,367	206,066	217,559	674,003	399,263	201,865	23	
216,061	57,372	47,020	2,985,905	5,471	21,692	33,465	117,803	294,952	320,060	320,060	340,465	268,020	948,396	442,210	203,369	24
...	25
...	26
...	27
...	28
...	29
...	30
...	31
...	32
124	39	6	1,784	45	61	82	152	287	250	200	166	378	134	29	33	
117	27	12	1,998	43	48	88	199	351	285	256	177	413	117	21	34	
241	107	23	3,256	57	81	115	212	429	415	302	287	787	352	156	35	
236	60	46	3,413	59	62	120	278	496	450	414	306	802	308	118	36	
644	275	90	9,818	78	124	195	412	954	1,046	980	977	2,617	1,510	925	37	
676	190	173	10,825	82	140	263	575	1,203	1,222	1,231	921	3,065	1,415	708	38	
1,004,865	493,384	144,075	13,860,801	101,604	183,256	274,535	593,422	1,363,575	1,521,625	1,393,834	1,366,111	3,699,850	2,125,595	1,237,394	39	
864,492	231,069	214,324	13,438,168	98,485	159,745	304,450	703,708	1,491,449	1,438,036	1,548,569	1,178,882	3,876,615	1,741,701	89,528	40	
...	41
...	42
...	43
...	44
...	45
...	46
...	47
...	48
106	32	6	1,400	18	42	63	113	214	206	162	140	305	114	23	49	
108	20	10	1,777	14	34	70	165	318	259	234	162	387	113	21	50	
310	122	33	3,545	24	75	128	211	430	496	360	314	868	416	223	51	
528	140	48	6,025	28	74	168	420	854	739	768	525	1,568	646	235	52	
343	152	30	4,573	105	147	209	346	640	580	467	415	1,030	452	182	53	
367	102	63	5,307	116	132	206	450	806	677	643	454	1,202	438	183	54	
45,103	25,199	9,718	458,242	1,143	2,977	5,874	13,443	35,177	41,387	40,800	41,990	138,507	89,725	47,219	55	
42,350	18,080	15,853	503,045	1,386	3,386	5,865	18,106	46,254	47,728	54,396	44,979	154,145	83,499	43,321	56	
40,749	24,134	7,300	405,182	1,041	2,933	5,705	12,826	33,739	39,182	36,666	36,865	120,121	73,886	42,418	57	
38,383	17,118	12,559	451,068	1,299	3,333	5,758	17,264	44,254	44,228	49,744	41,703	130,770	73,426	39,289	58	
4,354	1,065	2,418	53,060	102	44	169	617	1,438	2,205	4,134	5,125	18,386	16,039	4,801	59	
3,967	962	3,294	51,977	87	53	107	842	1,980	3,500	4,652	3,276	23,375	10,073	4,032	60	
20	11	2	230	8	12	17	20	30	27	17	16	45	29	9	61	
29	8	4	335	9	12	9	31	46	34	36	31	84	32	11	62	
25	20	3	289	9	12	22	24	34	28	20	25	63	35	17	63	
40	16	8	449	10	13	15	34	57	37	45	37	106	56	39	64	
22	16	3	246	7	10	17	20	30	23	14	21	58	29	17	65	
21	15	3	222	4	10	5	12	26	13	20	22	62	33	15	66	
3	4	...	43	2	2	5	4	4	5	6	4	5	6	...	67	
19	1	5	227	6	3	10	22	31	24	25	15	44	23	24	68	
943	1,539	1,145	16,804	401	347	643	442	899	1,219	856	1,693	6,197	2,030	2,087	69	
2,497	429	350	26,429	559	1,192	471	1,091	3,910	1,256	2,925	1,740	5,121	4,735	3,429	70	

MULTIPLE-UNIT OPERATIONS

Economic Area Table 1.—MULTIPLE-UNIT OPERATIONS,

Item (For definitions and explanations, see text)	Area 5									
	Total	Size of unit								
		Under 30 acres	30 to 49 acres	50 to 69 acres	70 to 99 acres	100 to 139 acres	140 to 179 acres	180 to 219 acres	220 to 259 acres	
1 Multiple-unit operations.....number 1954...	2,153	127	127	170	251	365	265	203	146	
2 1950...	2,320	110	146	195	313	422	278	237	165	
3 Subunits in multiple-unit										
4 operations.....total number 1954...	4,919	262	261	379	521	786	575	452	337	
5 1950...	5,220	221	301	399	649	883	587	526	392	
6 Home farms.....number 1954...	2,116	118	126	175	250	357	263	197	145	
7 1950...	2,289	101	142	192	313	420	274	234	163	
8 Cropper farms.....number 1954...	2,803	144	135	204	271	429	312	255	192	
9 1950...	2,931	120	159	207	336	463	313	292	229	
10 Land in multiple-unit operations...total acres 1954...	427,119	1,950	4,974	10,533	20,944	42,599	41,835	40,117	34,991	
11 1950...	442,169	1,762	5,741	11,447	26,077	49,814	43,753	46,680	39,376	
12 Home farms.....acres 1954...	371,954	1,422	4,094	8,709	17,463	35,426	35,775	33,763	30,492	
13 1950...	373,128	1,111	4,334	8,901	20,754	39,913	36,059	38,899	32,819	
14 Cropper farms.....acres 1954...	55,165	528	880	1,824	3,481	7,173	6,060	6,354	4,499	
15 1950...	69,041	651	1,407	2,546	5,323	9,901	7,694	7,781	6,557	
16 Cropland harvested.....total acres 1954...	110,322	604	1,770	3,364	6,647	14,003	12,781	12,070	9,168	
17 1949...	121,956	779	1,944	4,355	9,478	17,034	13,656	14,041	11,669	
18 Corn harvested for										
19 grain.....multiple units reporting 1954...	1,915	63	99	136	225	339	250	191	141	
20 1949...	2,087	60	105	171	281	389	260	229	158	
21 subunits reporting 1954...	2,901	73	115	179	287	455	372	290	230	
22 1949...	3,168	68	123	214	363	548	386	348	261	
23 acres 1954...	43,209	364	833	1,441	2,799	5,600	5,082	4,637	3,607	
24 1949...	49,277	366	973	1,893	4,015	6,738	5,427	5,647	4,789	
25 bushels 1954...	1,426,902	11,440	24,385	43,135	84,015	174,624	165,638	150,584	130,699	
26 1949...	1,622,775	11,259	27,912	54,930	131,071	226,999	179,783	186,163	156,977	
27 Cotton harvested.....multiple units reporting 1954...	
28 1949...	
29 subunits reporting 1954...	
30 1949...	
31 acres 1954...	
32 1949...	
33 bales 1954...	
34 1949...	
35 Tobacco harvested.....multiple units reporting 1954...	2,075	107	114	169	239	357	259	202	144	
36 1949...	2,195	93	127	172	296	405	268	228	161	
37 subunits reporting 1954...	3,418	140	133	218	319	544	414	333	259	
38 1949...	3,380	100	155	209	381	567	394	355	279	
39 acres 1954...	6,195	167	156	268	424	850	730	623	485	
40 1949...	6,241	126	178	277	536	944	689	690	587	
41 pounds 1954...	9,765,806	233,800	232,448	405,269	665,772	1,336,337	1,137,705	983,133	767,398	
42 1949...	7,934,865	145,909	209,276	345,995	701,708	1,200,321	918,356	899,093	708,858	
43 Peanuts harvested for picking										
44 or threshing.....multiple units reporting 1954...	
45 1949...	
46 subunits reporting 1954...	
47 1949...	
48 acres 1954...	
49 1949...	
50 pounds 1954...	
51 1949...	
52 Horses and/or mules....multiple units reporting 1954...	1,731	42	77	125	202	307	230	173	136	
53 1950...	1,933	49	86	149	259	375	244	212	145	
54 number 1954...	4,423	72	135	242	426	692	562	417	378	
55 1950...	6,210	104	181	352	651	1,053	700	695	531	
56 Landlord-tenant operations containing multiple units:										
57 All subunits including home farm.....number 1954...	5,422	284	281	423	567	838	615	494	376	
58 1950...	5,871	243	335	437	709	956	649	583	436	
59 Land in all subunits including										
60 home farm.....acres 1954...	445,097	2,917	5,682	12,406	22,048	44,137	43,228	41,232	36,313	
61 1950...	463,228	2,430	7,091	11,797	27,213	51,794	45,471	48,256	41,208	
62 Owned by operator of multiple										
63 unit.....acres 1954...	416,508	2,869	5,580	12,265	21,684	42,049	41,372	39,162	34,379	
64 1950...	426,857	2,367	6,987	11,461	26,542	50,237	43,432	45,334	38,105	
65 Rented by operator of multiple										
66 unit.....acres 1954...	28,589	48	102	141	364	2,088	1,856	2,070	1,934	
67 1950...	36,371	63	104	336	671	1,597	2,039	2,922	3,103	
68 Subunits not included in										
69 multiple units.....operators reporting 1954...	348	19	18	34	34	45	33	30	25	
70 1950...	485	16	30	34	50	63	51	47	32	
71 number 1954...	503	22	20	44	46	52	40	42	39	
72 1950...	651	22	34	38	60	73	62	57	44	
73 Share tenants.....number 1954...	409	15	16	36	39	40	28	37	31	
74 1950...	257	11	7	14	16	24	26	22	18	
75 Other tenants, not croppers nor share										
76 tenants.....number 1954...	94	7	4	8	7	12	12	5	8	
77 1950...	394	11	27	24	44	49	36	35	26	
78 Land in subunits not included in multiple										
79 units.....acres 1954...	17,978	967	708	1,873	1,104	1,538	1,393	1,115	1,322	
80 1950...	21,059	668	1,350	350	1,136	1,980	1,718	1,576	1,632	

BY SIZE OF UNIT: CENSUSES OF 1954 AND 1950—Continued

Area 5—Continued			Areas 6, A, and B												
Size of unit—Continued			Total	Size of unit											
260 to 499 acres	500 to 999 acres	1,000 acres and over		Under 30 acres	30 to 49 acres	50 to 69 acres	70 to 99 acres	100 to 139 acres	140 to 179 acres	180 to 219 acres	220 to 259 acres	260 to 499 acres	500 to 999 acres	1,000 acres and over	
374	94	23	3,121	126	127	201	367	494	333	257	568	184	47		
335	92	27	3,591	117	146	215	385	604	412	314	649	185	48		
956	297	93	7,394	262	260	411	764	1,044	761	600	1,472	628	291		
845	305	112	8,498	240	302	442	791	1,261	926	726	1,699	680	325		
358	94	23	3,059	108	120	198	367	493	328	232	557	179	46		
351	92	27	3,493	86	132	211	383	591	400	307	645	181	48		
588	203	70	4,335	154	140	213	397	551	490	348	915	449	245		
514	213	85	5,005	154	170	231	408	670	526	419	1,054	499	277		
127,937	61,058	40,181	690,830	1,918	5,077	11,803	31,057	57,881	65,686	66,310	61,370	197,554	121,508	70,666	
115,830	60,161	41,508	776,137	1,955	5,729	12,594	32,495	71,367	81,463	81,929	75,005	224,933	120,810	67,857	
111,626	55,177	38,007	610,425	1,369	4,149	10,162	26,977	50,707	56,494	58,188	52,506	174,700	108,364	66,809	
99,656	51,990	38,692	669,544	1,187	4,289	10,454	28,659	60,659	70,017	69,836	64,811	198,823	102,535	58,095	
16,511	5,881	2,174	80,405	549	928	1,641	4,080	7,174	9,192	8,122	8,864	22,854	13,144	3,857	
16,174	8,191	2,816	106,593	768	1,440	2,140	3,836	10,529	11,446	12,093	10,194	26,110	18,275	9,762	
32,693	12,545	4,507	180,929	759	1,431	2,797	7,265	13,778	16,519	15,910	13,465	48,032	26,577	14,396	
31,158	12,671	5,191	194,851	916	1,947	3,523	8,980	19,466	22,378	21,811	18,757	54,787	28,169	14,117	
360	88	23	2,506	55	94	145	277	397	356	274	207	496	165	40	
324	85	25	2,968	52	101	150	294	515	440	356	274	576	169	41	
652	191	57	3,535	62	106	170	335	482	491	391	305	754	333	106	
569	202	86	4,426	71	127	180	351	662	594	515	414	985	378	149	
12,233	4,649	1,964	40,534	259	595	949	2,136	3,886	4,892	3,941	3,269	11,577	6,308	2,722	
12,065	4,795	2,569	54,116	334	773	1,156	2,545	5,528	5,968	5,839	5,191	15,907	7,505	3,370	
414,078	167,734	60,570	1,457,232	10,106	21,403	35,710	78,713	140,918	170,367	152,062	117,478	397,700	223,410	109,565	
413,721	155,145	78,815	2,437,857	15,459	35,815	47,145	109,069	247,629	266,936	262,090	250,318	698,658	351,814	152,924	
...	
...	
...	
...	
...	
...	
...	
...	
368	93	23	3,052	119	118	193	352	483	408	329	255	564	184	47	
328	90	27	3,478	110	127	209	368	591	508	395	306	635	183	46	
739	237	82	5,368	170	152	244	484	708	637	570	459	1,166	525	253	
623	227	90	5,913	150	170	263	484	831	777	647	518	1,281	526	266	
1,640	611	241	17,376	313	321	506	1,135	1,849	1,868	1,838	1,615	4,320	2,333	1,278	
1,385	636	193	20,831	342	417	578	1,260	2,389	2,483	2,262	1,980	5,102	2,555	1,463	
2,634,050	986,139	383,755	27,138,417	479,660	492,516	762,298	1,689,759	2,857,199	2,912,773	2,886,451	2,605,565	6,678,516	3,760,928	2,012,752	
1,801,779	793,510	210,050	28,291,967	442,055	583,185	756,405	1,682,074	3,236,968	3,378,951	3,125,315	2,706,949	6,935,286	3,459,275	1,985,474	
...	
...	
...	
...	
...	
...	
...	
...	
...	
...	
...	
329	87	23	2,489	38	89	134	285	398	335	281	226	490	169	44	
304	85	25	3,123	42	108	174	334	549	459	380	285	584	172	36	
1,013	372	114	7,961	66	193	325	644	960	893	878	744	1,833	682	543	
1,269	471	203	12,611	83	275	457	877	1,681	1,559	1,482	1,207	3,038	1,437	515	
1,086	342	116	8,421	298	287	435	833	1,134	987	852	700	1,752	773	370	
999	368	156	9,860	276	344	467	851	1,385	1,227	1,062	823	2,111	869	445	
132,907	61,989	42,298	734,684	7,235	6,139	12,543	33,220	60,202	68,190	71,224	67,281	209,940	125,283	73,427	
120,953	63,764	43,251	826,231	4,698	8,460	13,661	35,377	76,550	85,415	86,961	77,977	238,260	127,627	71,245	
120,786	56,313	40,049	663,203	6,733	5,892	12,172	32,208	57,896	64,304	66,943	61,124	185,019	107,993	62,919	
104,498	56,673	41,221	753,790	4,634	8,258	13,336	33,614	74,348	79,747	78,323	72,145	212,804	111,415	65,166	
12,121	5,616	2,249	71,461	502	247	371	1,012	2,306	3,886	4,281	6,157	24,921	17,290	10,508	
16,455	7,091	2,030	72,441	64	202	325	1,763	2,202	5,668	8,638	5,832	25,456	16,212	6,079	
80	23	7	665	24	18	20	55	73	69	67	65	176	76	22	
114	34	12	866	29	33	21	52	95	96	101	75	245	90	29	
130	45	23	1,027	36	27	24	69	92	86	91	100	280	145	79	
154	63	44	1,362	36	42	25	60	124	121	136	97	412	189	120	
103	43	21	899	25	20	20	65	73	78	84	86	249	130	69	
73	29	17	691	16	22	9	23	53	60	74	46	216	120	52	
27	2	2	128	11	7	4	4	17	8	7	14	31	15	10	
81	34	27	671	20	20	16	37	71	61	62	51	196	69	68	
4,970	871	2,117	43,854	5,317	1,062	740	2,163	2,321	2,504	4,914	5,911	12,366	3,775	2,761	
5,123	3,583	1,743	50,094	2,743	2,731	1,067	2,882	5,183	3,952	5,032	2,972	13,327	6,817	3,388	

MULTIPLE-UNIT OPERATIONS

Economic Area Table 1.—MULTIPLE-UNIT OPERATIONS,

Item (For definitions and explanations, see text)	Area 7									
	Total	Size of unit								
		Under 30 acres	30 to 49 acres	50 to 69 acres	70 to 99 acres	100 to 139 acres	140 to 179 acres	180 to 219 acres	220 to 259 acres	
1 Multiple-unit operations.....number 1954...	942	36	37	41	101	136	111	102	63	
2 1950...	1,032	44	41	58	95	144	112	90	86	
3 Subunits in multiple-unit										
4 operations.....total number 1954...	2,267	74	87	86	207	285	242	221	143	
5 1950...	2,574	96	86	119	204	305	240	206	198	
6 Home farms.....number 1954...	928	30	35	41	101	134	111	102	61	
7 1950...	1,001	28	38	57	93	143	111	90	85	
8 Cropper farms.....number 1954...	1,339	44	52	45	106	151	131	119	82	
9 1950...	1,573	68	48	62	111	162	129	116	113	
10 Land in multiple-unit operations....total acres 1954...	252,082	546	1,428	2,428	8,585	16,120	17,545	20,201	15,045	
11 1950...	289,017	715	1,669	3,399	8,209	17,210	17,732	17,913	20,316	
12 Home farms.....acres 1954...	233,503	394	1,174	2,101	7,665	14,309	15,732	18,116	13,728	
13 1950...	261,689	362	1,276	2,918	7,068	14,550	15,124	16,026	18,481	
14 Cropper farms.....acres 1954...	18,579	152	254	327	920	1,811	1,813	2,085	1,317	
15 1950...	27,328	353	393	481	1,141	2,660	2,608	1,887	1,835	
16 Cropland harvested.....total acres 1954...	68,226	210	438	644	2,112	4,842	4,134	5,141	3,539	
17 1949...	79,311	353	499	1,091	2,368	4,875	4,608	4,794	4,921	
18 Corn harvested for										
19 grain.....multiple units reporting 1954...	634	13	20	28	59	93	84	68	47	
20 1949...	720	17	18	38	59	100	69	70	63	
21 subunits reporting 1954...	793	13	24	30	68	107	98	88	59	
22 1949...	982	20	23	49	72	120	87	87	86	
23 acres 1954...	9,891	32	95	174	434	1,077	911	793	711	
24 1949...	12,417	94	129	268	492	1,029	769	908	935	
25 bushels 1954...	386,996	1,100	3,438	6,205	15,480	37,126	31,325	30,651	28,870	
26 1949...	571,234	4,013	5,610	11,336	21,008	47,986	37,045	40,618	40,819	
27 Cotton harvested.....multiple units reporting 1954...	
28 1949...	
29 subunits reporting 1954...	
30 1949...	
31 acres 1954...	
32 1949...	
33 bales 1954...	
34 1949...	
35 Tobacco harvested.....multiple units reporting 1954...	926	32	37	39	101	134	111	101	60	
36 1949...	1,001	40	36	58	92	136	110	89	83	
37 subunits reporting 1954...	1,586	45	56	48	121	191	170	163	98	
38 1949...	1,800	59	48	76	128	198	170	141	149	
39 acres 1954...	7,506	128	164	126	368	757	602	746	478	
40 1949...	9,898	205	168	266	458	843	750	673	818	
41 pounds 1954...	12,191,206	202,432	244,988	193,308	608,726	1,192,792	943,156	1,193,950	762,105	
42 1949...	14,521,015	287,391	241,688	407,562	652,269	1,193,699	1,085,551	994,090	1,161,585	
43 Peanuts harvested for picking										
44 or threshing.....multiple units reporting 1954...	
45 1949...	
46 subunits reporting 1954...	
47 1949...	
48 acres 1954...	
49 1949...	
50 pounds 1954...	
51 1949...	
52 Horses and/or mules....multiple units reporting 1954...	684	7	21	27	74	94	78	76	50	
53 1950...	843	17	28	43	73	118	88	81	77	
54 number 1954...	2,993	9	45	62	193	276	223	235	168	
55 1950...	4,134	34	59	109	234	420	360	346	287	
56 Landlord-tenant operations containing multiple units:										
57 All subunits including home farms.....number 1954...	2,704	91	90	94	221	304	269	252	169	
58 1950...	3,102	114	96	123	222	330	267	229	230	
59 Land in all subunits including										
60 home farms.....acres 1954...	267,031	1,419	1,554	2,678	9,343	16,923	18,641	21,636	15,570	
61 1950...	312,418	4,309	2,844	3,461	9,135	19,126	19,609	18,841	21,357	
62 Owned by operator of multiple										
63 unit.....acres 1954...	228,575	1,334	1,463	2,624	9,198	16,358	16,172	20,483	13,714	
64 1950...	265,887	4,303	2,618	3,256	6,942	18,445	17,737	16,490	18,600	
65 Rented by operator of multiple										
66 unit.....acres 1954...	38,456	85	91	54	145	565	2,469	1,153	1,856	
67 1950...	46,531	6	26	205	193	681	1,872	2,351	2,757	
68 Subunits not included in										
69 multiple units.....operators reporting 1954...	259	6	3	8	11	17	21	21	21	
70 1950...	312	12	8	4	15	24	24	17	27	
number 1954...	437	17	3	8	14	19	27	31	26	
1950...	528	18	10	4	18	25	27	23	32	
Share tenants.....number 1954...	371	12	3	6	11	17	23	25	22	
1950...	256	14	4	2	6	15	15	15	13	
Other tenants, not croppers nor share										
tenants.....number 1954...	86	5	...	2	3	2	4	6	4	
1950...	272	4	6	2	12	10	12	8	19	
Land in subunits not included in multiple										
units.....acres 1954...	14,949	873	126	250	758	803	1,096	1,435	525	
1950...	23,401	3,594	1,175	62	926	1,916	1,877	928	1,041	

1Data for 1950 do not include reports for Magoffin County which was included in the 1954 multiple-unit area. See text.

BY SIZE OF UNIT: CENSUSES OF 1954 AND 1950—Continued

Area 7—Continued			Areas 8 and C ¹												
Size of unit—Continued			Total	Size of unit											
260 to 499 acres	500 to 999 acres	1,000 acres and over		Under 30 acres	30 to 49 acres	50 to 69 acres	70 to 99 acres	100 to 139 acres	140 to 179 acres	180 to 219 acres	220 to 259 acres	260 to 499 acres	500 to 999 acres	1,000 acres and over	
203	83	29	1,037	51	77	91	139	170	127	97	59	164	45	17	1
231	88	43	836	40	58	57	98	149	114	91	56	121	40	12	2
513	257	152	2,289	107	161	189	293	361	271	213	128	386	121	59	3
615	313	192	1,834	82	120	120	200	311	239	198	124	290	110	40	4
203	81	29	1,019	47	75	91	139	169	126	95	58	158	44	17	5
226	87	43	831	39	58	57	98	148	113	91	54	121	40	12	6
310	176	123	1,270	60	86	98	154	192	145	118	70	228	77	42	7
389	226	149	1,003	43	62	63	102	163	126	107	70	169	70	28	8
71,320	55,739	43,125	201,081	862	3,000	5,169	11,378	19,405	19,834	19,179	14,126	58,086	29,176	20,866	9
80,381	60,862	60,611	168,239	690	2,304	3,233	8,096	16,868	17,795	17,982	13,351	41,878	26,149	19,893	10
67,937	50,962	41,385	178,881	598	2,462	4,529	10,031	17,247	17,308	16,854	12,007	51,006	26,598	20,244	11
71,046	56,736	58,102	144,326	545	1,901	2,611	6,700	13,759	15,545	15,264	11,355	35,000	22,758	18,888	12
3,383	4,777	1,740	22,200	264	538	640	1,347	2,158	2,529	2,325	2,119	7,080	2,578	622	13
9,335	4,126	2,509	23,913	145	403	622	1,396	3,109	2,250	2,718	1,996	6,878	3,391	1,005	14
18,223	15,502	13,441	30,692	358	760	1,297	2,453	3,753	3,704	2,842	2,367	7,988	2,477	2,693	15
22,559	18,892	14,351	26,810	213	664	1,054	1,970	3,758	3,369	3,029	2,205	6,122	2,912	1,514	16
148	53	21	920	37	59	75	124	151	120	89	52	155	41	17	17
182	75	29	715	15	39	43	80	134	100	87	55	112	39	11	18
202	74	30	1,403	51	82	101	172	217	184	132	83	263	81	37	19
246	135	57	1,124	17	47	64	111	194	149	147	82	204	84	25	20
2,889	1,612	1,163	11,046	179	326	598	1,020	1,501	1,405	954	896	2,727	823	617	21
3,829	2,376	1,388	9,764	49	263	474	788	1,436	1,250	1,300	745	2,075	1,003	361	22
108,336	71,525	52,940	440,409	6,428	10,385	22,140	36,036	53,051	54,445	37,195	36,881	116,655	34,463	32,730	23
174,518	125,846	62,435	337,852	1,975	8,720	13,777	24,593	48,450	40,335	44,581	28,289	82,745	34,680	9,707	24
...	25
...	26
...	27
...	28
...	29
...	30
...	31
...	32
202	81	28	940	34	66	81	121	157	119	92	57	159	39	15	33
225	88	42	717	29	40	43	81	126	108	83	52	111	35	9	34
384	195	115	1,374	45	84	105	158	206	179	133	94	255	77	38	35
441	237	153	1,045	33	45	55	101	161	157	124	86	191	72	20	36
2,049	1,327	741	2,262	48	93	107	196	277	281	220	171	554	191	124	37
2,801	1,672	1,244	1,869	36	51	69	151	246	249	206	168	418	196	79	38
3,392,358	2,235,621	1,221,770	3,539,108	69,610	135,661	166,464	295,621	450,283	441,331	347,950	273,505	889,093	302,430	165,160	39
4,173,310	2,482,645	1,841,225	2,524,712	38,012	56,534	95,328	169,519	340,113	345,829	290,845	244,793	574,941	269,410	99,388	40
...	41
...	42
...	43
...	44
...	45
...	46
...	47
...	48
170	64	23	847	30	49	64	114	138	117	86	53	144	37	15	49
206	77	35	697	16	39	40	77	133	102	82	49	111	39	9	50
667	488	637	1,920	43	84	127	231	286	272	186	125	381	108	77	51
1,118	572	595	1,938	26	70	86	174	318	271	223	144	392	176	58	52
626	371	217	2,627	115	174	202	313	384	294	232	152	477	156	128	53
730	450	311	2,052	90	133	131	212	332	260	224	136	345	141	48	54
74,525	60,630	44,112	217,188	3,169	3,207	5,358	11,813	19,770	20,156	19,438	15,478	61,226	29,856	27,717	55
87,788	64,846	61,102	172,416	828	2,535	3,320	8,263	17,430	17,982	18,228	13,453	43,169	27,232	19,976	56
62,454	48,484	36,291	209,673	3,134	3,012	5,249	11,337	19,325	19,376	18,858	14,825	58,476	28,444	27,637	57
72,350	52,272	50,674	165,254	818	2,476	3,284	8,080	17,285	17,892	17,741	13,310	41,249	26,238	16,881	58
12,071	12,146	7,821	7,515	35	195	109	476	445	780	580	653	2,750	1,412	80	59
15,438	12,574	10,428	7,162	10	59	36	183	145	90	487	143	1,920	994	3,095	60
78	52	21	180	6	5	11	17	22	20	18	13	45	15	8	61
86	60	35	163	8	12	8	12	17	18	19	9	36	19	5	62
113	114	65	338	8	13	13	20	23	23	19	24	91	35	69	63
115	137	119	218	8	13	11	12	21	21	26	12	55	31	8	64
99	102	51	210	5	5	10	16	17	18	16	17	65	29	12	65
53	71	48	92	2	4	3	4	10	9	8	6	30	15	1	66
14	12	74	128	3	8	3	4	6	5	3	7	26	6	57	67
62	66	71	126	6	9	8	8	11	12	18	6	25	16	7	68
3,205	4,891	987	16,107	2,307	207	189	435	365	322	259	1,352	3,140	680	6,851	69
7,407	3,984	491	4,177	138	231	87	167	562	187	246	102	1,291	1,083	83	70

MULTIPLE-UNIT OPERATIONS

Economic Area Table 2.—MULTIPLE-UNIT OPERATIONS, BY COLOR AND

Item (For definitions and explanations, see text)		Total, selected areas ¹												
		All operators			Color and tenure of operator									
					Full owners			Part owners			Managers			
Total	White	Non-white	Total	White	Non-white	Total	White	Non-white	Total	White	Non-white			
1	Multiple-unit operations.....number 1954...		11,372	11,265	107	9,402	9,314	88	1,557	1,541	16	80	79	1
21950...		12,536	12,417	119	10,565	10,470	95	1,464	1,447	17	54	54	...
3	Subunits in multiple-unit operations.....total number 1954...		26,591	26,349	242	21,753	21,556	197	3,770	3,732	38	307	304	3
41950...		29,348	29,096	252	24,463	24,263	200	3,578	3,540	38	233	233	...
5	Home farms.....number 1954...		11,152	11,046	106	9,186	9,099	87	1,553	1,537	16	80	79	1
61950...		12,256	12,138	118	10,288	10,194	94	1,463	1,446	17	52	52	...
7	Cropper farms.....number 1954...		15,439	15,303	136	12,567	12,457	110	2,217	2,195	22	227	225	2
81950...		17,092	16,998	134	14,175	14,069	106	2,115	2,094	21	181	181	...
9	Land in multiple-unit operations....total acres 1954...		2,559,535	2,543,975	15,560	1,942,686	1,930,720	11,966	461,749	458,635	3,114	57,746	57,556	190
101950...		2,768,523	2,752,506	16,017	2,174,046	2,162,380	11,666	480,861	477,674	3,187	46,082	46,082	...
11	Home farms.....acres 1954...		2,255,116	2,241,723	13,393	1,685,160	1,674,704	10,456	423,734	421,258	2,476	53,317	53,133	184
121950...		2,363,739	2,349,883	13,856	1,831,475	1,821,692	9,783	372,529	369,564	2,965	39,741	39,741	...
13	Cropper farms.....acres 1954...		304,419	302,252	2,167	257,526	256,016	1,510	38,013	37,377	638	4,429	4,423	6
141950...		404,784	402,628	2,161	342,571	340,688	1,883	48,332	48,110	222	4,281	4,241	...
15	Cropland harvested.....total acres 1954...		756,474	751,623	4,851	532,361	529,110	3,251	167,272	165,886	1,386	18,835	18,753	82
161949...		839,734	834,492	5,242	631,827	628,393	3,434	146,085	144,804	1,281	13,954	13,954	...
17	Corn harvested for grain.....multiple units reporting 1954...		9,788	9,697	91	7,998	7,926	72	1,435	1,419	16	65	64	1
181949...		10,900	10,796	104	9,121	9,037	84	1,326	1,312	14	46	46	...
19	subunits reporting 1954...		14,816	14,683	133	11,916	11,815	101	2,312	2,284	28	132	131	1
201949...		16,951	16,802	149	13,997	13,878	119	2,217	2,195	22	105	105	...
21	acres 1954...		262,409	259,934	2,475	185,146	183,638	1,308	60,068	59,203	865	4,503	4,487	16
221949...		300,605	298,170	2,435	230,110	228,520	1,590	50,473	49,808	665	2,810	2,810	...
23	bushels 1954...		8,659,936	8,585,786	74,150	6,097,222	6,051,779	45,443	1,971,414	1,945,477	25,937	161,903	161,103	600
241949...		11,186,544	11,105,115	81,429	8,514,766	8,465,142	49,624	1,895,793	1,869,228	26,565	112,240	112,240	...
25	Cotton harvested.....multiple units reporting 1954...		135	131	4	65	63	2	54	52	2	3	3	...
261949...		138	135	3	76	76	...	36	35	1	2	2	...
27	subunits reporting 1954...		366	361	5	147	145	2	162	159	3	30	30	...
281949...		407	400	7	212	212	...	115	112	3	13	13	...
29	acres 1954...		5,600	5,582	18	1,855	1,849	6	2,700	2,688	12	571	571	...
301949...		8,445	8,337	108	3,498	3,498	...	2,810	2,795	15	308	308	...
31	bales 1954...		6,690	6,670	20	2,264	2,257	7	3,153	3,140	13	653	653	...
321949...		7,509	7,421	88	3,143	3,143	...	2,263	2,249	14	232	232	...
33	Tobacco harvested.....multiple units reporting 1954...		10,788	10,688	100	8,915	8,832	83	1,481	1,467	14	74	73	1
341949...		11,683	11,575	108	9,653	9,765	88	1,367	1,352	15	51	51	...
35	subunits reporting 1954...		18,378	18,212	166	14,608	14,478	130	2,943	2,913	30	217	215	2
361949...		19,247	19,093	154	15,716	15,591	125	2,552	2,528	24	180	180	...
37	acres 1954...		51,389	51,021	368	38,994	38,722	272	8,953	8,873	80	1,227	1,221	6
381949...		59,595	59,204	391	47,044	46,756	288	8,596	8,513	83	1,047	1,047	...
39	pounds 1954...		78,081,631	77,578,413	503,218	59,385,839	59,016,628	369,211	13,449,196	13,339,029	110,170	1,647,763	1,636,763	11,000
401949...		77,969,847	77,509,508	460,339	61,345,749	61,005,938	339,811	11,205,679	11,112,213	93,466	1,422,679	1,422,679	...
41	Peanuts harvested for picking or threshing.....multiple units reporting 1954...		1	...	1	1	...	1
421949...	
43	subunits reporting 1954...		1	...	1	1	...	1
441949...	
45	acres 1954...		1	...	1	1	...	1
461949...	
47	pounds 1954...		1,000	...	1,000	1,000	...	1,000
481949...	
49	Horses and/or mules.....multiple units reporting 1954...		8,851	8,768	83	7,286	7,218	68	1,252	1,240	12	63	62	1
501950...		10,632	10,532	100	8,903	8,820	83	1,293	1,281	12	44	44	...
51	number 1954...		25,353	25,134	219	19,988	19,809	179	3,716	3,682	34	964	961	3
521950...		39,102	38,773	329	31,564	31,305	259	5,545	5,495	50	484	484	...
53	Landlord-tenant operations containing multiple units: All subunits including home farm.....number 1954...		29,750	29,480	270	24,376	24,152	224	4,134	4,095	39	432	429	3
541950...		33,411	33,137	274	27,878	27,662	216	4,074	4,031	43	310	310	...
55	Land in all subunits including home farm.....acres 1954...		2,700,707	2,684,607	16,100	2,053,931	2,041,435	12,496	481,280	478,156	3,124	67,187	66,997	190
561950...		2,944,945	2,928,275	16,670	2,320,121	2,307,888	12,233	444,093	440,840	3,253	50,833	50,833	...
57	Owned by operator of multiple unit..acres 1954...		2,427,530	2,413,358	14,172	2,053,931	2,041,435	12,496	321,384	319,898	1,486	52,215	52,025	190
581950...		2,641,496	2,627,468	14,028	2,320,121	2,307,888	12,233	278,187	276,392	1,795	43,188	43,188	...
59	Rented by operator of multiple unit.....acres 1954...		273,177	271,249	1,928	159,896	158,258	1,638	14,972	14,972	...
601950...		303,449	300,807	2,642	165,906	164,448	1,458	7,645	7,645	...
61	Subunits not included in multiple units.....operators reporting 1954...		2,089	2,075	14	1,794	1,781	13	231	230	1	29	29	...
621950...		2,719	2,701	18	2,336	2,323	13	307	303	4	22	22	...
63	number 1954...		3,159	3,131	28	2,623	2,596	27	364	363	1	125	125	...
641950...		4,063	4,041	22	3,415	3,399	16	495	491	5	77	77	...
65	Share tenants.....number 1954...		2,598	2,573	25	2,183	2,159	24	316	315	1	62	62	...
661950...		1,808	1,799	9	1,598	1,591	7	249	247	2	30	30	...
67	Other tenants, not croppers nor share tenants.....number 1954...		561	558	3	440	437	3	48	48	...	63	63	...
681950...		2,155	2,142	13	1,817	1,808	9	247	244	3	47	47	...
69	Land in subunits not included in multiple units.....acres 1954...		141,172	140,632	540	111,245	110,715	530	19,531	19,521	10	9,441	9,441	...
701950...		176,422	175,769	653	146,075	145,508	567	23,232	23,166	66	4,751	4,751	...

¹Data for 1950 do not include reports for Magoffin County which was included in the 1954 multiple-unit area. See text.

TENURE OF OPERATOR: CENSUSES OF 1954 AND 1950

Total, selected areas ¹ -Con.			Area 1																
Color and tenure of operator--Con.			Color and tenure of operator																
Tenants			All operators			Full owners			Part owners			Managers			Tenants				
Total	White	Non-white	Total	White	Non-white	Total	White	Non-white	Total	White	Non-white	Total	White	Non-white	Total	White	Non-white		
333	331	2	415	410	5	285	282	3	110	108	2	4	4	...	16	16	...	1	
453	446	7	499	493	6	351	349	2	108	106	2	2	2	...	38	36	...	2	
761	757	4	1,067	1,056	11	675	668	7	321	317	4	34	34	...	37	37	...	3	
1,074	1,060	14	1,292	1,278	14	868	864	4	299	293	6	14	14	...	111	107	...	4	
333	331	2	405	400	5	275	272	3	110	108	2	4	4	...	16	16	...	5	
453	446	7	489	483	6	341	339	2	108	106	2	2	2	...	38	36	...	6	
428	426	2	662	656	6	400	396	4	211	209	2	30	30	...	21	21	...	7	
621	614	7	803	795	8	527	525	2	191	187	4	12	12	...	73	71	...	8	
97,354	97,064	290	106,399	105,284	1,115	59,494	59,024	470	39,627	38,982	645	3,665	3,665	...	3,613	3,613	...	9	
127,534	126,370	1,164	127,279	126,384	895	83,310	83,260	50	31,366	30,709	657	875	875	...	11,728	11,540	...	10	
92,905	92,628	277	92,098	91,129	969	50,239	49,805	434	35,502	34,967	535	3,121	3,121	...	3,236	3,236	...	11	
119,994	118,886	1,108	104,033	103,222	811	65,572	65,528	44	27,342	26,743	599	647	647	...	10,472	10,304	...	12	
4,449	4,436	13	14,301	14,155	146	9,255	9,219	36	4,125	4,015	110	544	544	...	377	377	...	13	
7,540	7,484	56	23,246	23,162	84	17,738	17,732	6	4,024	3,966	58	228	228	...	1,256	1,236	...	14	
38,006	37,874	132	47,712	47,081	631	22,222	22,047	175	20,991	20,535	456	2,388	2,388	...	2,111	2,111	...	15	
47,868	47,341	527	55,752	55,155	597	32,504	32,497	7	16,249	15,822	427	441	441	...	6,558	6,395	...	16	
290	288	2	375	371	4	249	247	2	106	104	2	4	4	...	16	16	...	17	
407	401	6	446	441	5	309	308	1	100	98	2	2	2	...	35	33	...	18	
456	453	3	566	560	6	378	375	3	156	153	3	10	10	...	22	22	...	19	
632	624	8	722	713	9	484	483	1	172	167	5	2	2	...	64	61	...	20	
12,692	12,606	86	18,216	17,811	405	9,835	9,739	96	6,975	6,666	309	591	591	...	815	815	...	21	
17,212	17,032	180	21,857	21,523	334	12,988	12,984	4	6,309	6,026	283	55	55	...	2,505	2,458	...	22	
429,397	427,427	1,970	467,558	455,908	11,650	249,263	246,013	3,250	174,515	166,115	8,400	18,940	18,940	...	24,840	24,840	...	23	
663,745	658,505	5,240	720,750	705,420	15,330	421,906	421,706	200	212,946	199,296	13,650	2,650	2,650	...	83,248	81,768	...	24	
13	13	...	135	131	4	65	63	2	54	52	2	3	3	...	13	13	...	25	
24	22	2	138	135	3	76	76	...	36	35	1	2	2	...	24	22	...	26	
27	27	...	366	361	5	147	145	2	162	159	3	30	30	...	27	27	...	27	
67	63	4	407	400	7	212	212	...	115	112	3	13	13	...	67	63	...	28	
474	474	...	5,600	5,582	18	1,855	1,849	6	2,700	2,688	12	571	571	...	474	474	...	29	
1,829	1,736	93	8,445	8,337	108	3,498	3,498	...	2,810	2,795	15	308	308	...	1,829	1,736	...	30	
620	620	...	6,690	6,670	20	2,264	2,257	7	3,153	3,140	13	653	653	...	620	620	...	31	
1,871	1,797	74	7,509	7,421	88	3,143	3,143	...	2,263	2,249	14	232	232	...	1,871	1,797	...	32	
318	316	2	252	249	3	194	191	3	54	54	...	1	1	...	3	3	...	33	
412	407	5	300	297	3	229	227	2	60	60	11	11	...	34	
610	606	4	364	360	4	275	271	4	84	84	...	2	2	...	3	3	...	35	
799	794	5	421	417	4	301	299	2	99	97	2	21	21	...	36	
2,215	2,205	10	1,109	1,097	12	808	796	12	283	283	...	8	8	...	10	10	...	37	
2,908	2,888	20	1,466	1,456	10	1,056	1,054	2	353	345	8	57	57	...	38	
3,398,830	3,365,963	12,837	1,297,588	1,285,488	12,100	940,500	928,400	12,100	337,088	337,088	...	8,000	8,000	...	12,000	12,000	...	39	
3,995,740	3,968,678	27,062	1,609,888	1,600,638	9,250	1,149,921	1,148,811	1,110	397,223	389,083	8,140	62,744	62,744	...	40	
...	41
...	42
...	43
...	44
...	45
...	46
...	47
...	48
250	248	2	284	290	4	198	196	2	85	83	2	4	4	...	7	7	...	49	
392	387	5	409	404	5	278	277	1	96	94	2	1	1	...	34	32	...	50	
685	682	3	846	834	12	526	519	7	263	258	5	34	34	...	23	23	...	51	
1,509	1,489	20	1,655	1,635	20	1,080	1,078	2	422	414	8	8	8	...	145	135	...	52	
808	804	4	1,199	1,188	11	778	771	7	347	343	4	36	36	...	38	38	...	53	
1,149	1,134	15	1,520	1,503	17	1,056	1,051	5	327	319	8	19	19	...	118	114	...	54	
98,309	98,019	290	116,588	115,443	1,115	68,595	68,125	470	40,595	39,950	645	3,698	3,698	...	3,670	3,670	...	55	
129,898	128,714	1,184	144,208	143,253	955	95,330	95,240	90	36,015	35,338	677	987	987	...	11,876	11,688	...	56	
...	95,341	94,848	493	68,595	68,125	470	23,962	23,939	23	2,784	2,784	57	
...	115,520	115,402	118	95,330	95,240	90	19,203	19,175	28	987	987	58	
98,309	98,019	290	21,217	20,595	622	16,633	16,011	622	914	914	...	3,670	3,670	...	59	
29,898	128,714	1,184	28,688	27,851	837	16,812	16,163	649	11,876	11,688	...	60	
35	35	...	93	93	...	71	71	...	20	20	...	1	1	...	1	1	...	61	
54	53	1	124	122	2	100	99	1	19	18	1	1	1	...	4	4	...	62	
47	47	...	132	132	...	103	103	...	26	26	...	2	2	...	1	1	...	63	
75	74	1	228	225	3	188	187	1	28	26	2	5	5	...	7	7	...	64	
37	37	...	115	115	...	92	92	...	21	21	...	1	1	...	1	1	...	65	
31	31	...	117	115	2	91	91	...	17	15	2	5	5	...	4	4	...	66	
10	10	...	17	17	...	11	11	...	5	5	...	1	1	67	
44	43	1	111	110	1	97	96	1	11	11	3	3	...	68	
955	955	...	10,159	10,159	...	9,101	9,101	...	968	968	...	33	33	...	57	57	...	69	
2,364	2,344	20	16,929	16,869	60	12,020	11,980	40	4,649	4,629	20	112	112	...	148	148	...	70	

MULTIPLE-UNIT OPERATIONS

Economic Area Table 2.—MULTIPLE-UNIT OPERATIONS, BY COLOR AND

Item (For definitions and explanations, see text)	Area 2											
	All operators			Color and tenure of operator								
	Total	White	Non-white	Full owners			Part owners			Managers		
				Total	White	Non-white	Total	White	Non-white	Total	White	Non-white
1 Multiple-unit operations.....number 1954...	310	306	4	192	189	3	90	89	1	2	2	...
2 1950...	490	444	6	295	292	3	115	115	...	2	2	...
3 Subunits in multiple-unit												
4 operations.....total number 1954...	774	763	11	440	431	9	246	244	2	26	26	...
5 1950...	1,115	1,103	12	722	716	6	297	297	...	9	9	...
6 Home farms.....number 1954...	301	297	4	184	181	3	80	80	1	2	2	...
7 1950...	429	423	6	274	271	3	115	115	...	2	2	...
8 Cropper farms.....number 1954...	473	466	7	256	250	6	157	156	1	24	24	...
9 1950...	686	680	6	448	445	3	182	182	...	7	7	...
10 Land in multiple-unit operations....total acres 1954...	100,353	99,720	633	45,309	44,767	542	42,003	41,912	91	2,812	2,812	...
11 1950...	117,335	116,539	796	67,238	67,010	228	37,166	37,166	...	1,079	1,079	...
12 Home farms.....acres 1954...	84,612	84,100	512	35,479	35,057	422	36,007	37,917	90	1,267	1,267	...
13 1950...	93,642	92,912	730	49,339	49,146	193	32,233	32,233	...	1,038	1,038	...
14 Cropper farms.....acres 1954...	15,741	15,620	121	9,830	9,710	120	3,996	3,995	1	1,545	1,545	...
15 1950...	23,693	23,627	66	17,899	17,864	35	4,935	4,935	...	41	41	...
16 Cropland harvested.....total acres 1954...	52,520	52,314	206	21,104	20,952	152	24,557	24,503	54	1,699	1,699	...
17 1949...	56,783	56,398	385	30,715	30,607	108	19,155	19,155	...	580	580	...
18 Corn harvested for												
19 grain.....multiple units reporting 1954...	296	292	4	181	178	3	88	87	1	2	2	...
20 1949...	397	392	5	255	252	3	107	107	...	2	2	...
21 subunits reporting 1954...	509	502	7	293	287	6	161	160	1	7	7	...
22 1949...	685	678	7	438	434	4	191	191	...	2	2	...
23 acres 1954...	24,881	24,724	157	9,995	9,876	119	11,538	11,500	38	718	718	...
24 1949...	24,436	24,288	148	13,282	13,251	51	8,091	8,091	...	144	144	...
25 bushels 1954...	950,308	946,511	3,797	381,984	378,732	3,252	438,846	438,301	545	26,655	26,655	...
26 1949...	889,241	885,091	4,150	495,221	493,331	1,890	303,367	303,367	...	7,110	7,110	...
27 Cotton harvested.....multiple units reporting 1954...
28 1949...
29 subunits reporting 1954...
30 1949...
31 acres 1954...
32 1949...
33 bales 1954...
34 1949...
35 Tobacco harvested.....multiple units reporting 1954...	279	275	4	168	165	3	84	83	1	2	2	...
36 1949...	389	384	5	250	248	2	103	103	...	2	2	...
37 subunits reporting 1954...	555	550	5	294	291	3	188	186	2	22	22	...
38 1949...	694	688	6	434	431	3	189	189	...	8	8	...
39 acres 1954...	1,792	1,784	8	913	907	6	632	630	2	61	61	...
40 1949...	2,310	2,291	19	1,443	1,437	6	613	613	...	40	40	...
41 pounds 1954...	2,211,820	2,203,820	8,000	1,119,569	1,113,659	5,700	777,410	775,110	2,300	75,815	75,815	...
42 1949...	2,510,171	2,489,363	20,808	1,521,252	1,514,844	6,408	716,439	716,439	...	49,650	49,650	...
43 Peanuts harvested for picking or												
44 threshing.....multiple units reporting 1954...
45 1949...
46 subunits reporting 1954...
47 1949...
48 acres 1954...
49 1949...
50 pounds 1954...
51 1949...
52 Horses and/or mules....multiple units reporting 1954...	218	217	1	129	128	1	65	65	...	2	2	...
53 1950...	368	364	4	237	235	2	97	97	...	1	1	...
54 number 1954...	670	667	3	348	345	3	237	237	...	37	37	...
55 1950...	1,544	1,530	14	941	935	6	479	479	...	16	16	...
56 Landlord-tenant operations containing multiple units:												
57 All subunits including home farm.....number 1954...	866	855	11	503	494	9	264	262	2	37	37	...
58 1950...	1,294	1,281	13	862	856	6	325	325	...	9	9	...
59 Land in all subunits including												
60 home farm.....acres 1954...	107,769	107,136	633	49,929	49,387	542	44,048	43,957	91	3,563	3,563	...
61 1950...	134,369	133,553	816	82,150	81,922	228	39,170	39,170	...	1,079	1,079	...
62 Owned by operator of multiple unit..acres 1954...	78,851	78,279	572	49,929	49,387	542	25,359	25,329	30	3,563	3,563	...
63 1950...	107,047	106,819	228	82,150	81,922	228	23,818	23,818	...	1,079	1,079	...
64 Rented by operator of multiple												
65 unit.....acres 1954...	28,918	28,857	61	18,689	18,628	61
66 1950...	27,322	26,734	588	15,352	15,352
67 Subunits not included in multiple												
68 units.....operators reporting 1954...	54	54	...	40	40	...	13	13	...	1	1	...
69 1950...	102	101	1	75	75	...	21	21
70 number 1954...	92	92	...	63	63	...	18	18	...	11	11	...
71 1950...	179	178	1	140	140	...	28	28
72 Share tenants.....number 1954...	70	70	...	49	49	...	13	13	...	8	8	...
73 1950...	85	85	...	68	68	...	15	15
74 Other tenants, not croppers												
75 nor share tenants.....number 1954...	22	22	...	14	14	...	5	5	...	3	3	...
76 1950...	94	93	1	72	72	...	13	13
77 Land in subunits not included												
78 in multiple units.....acres 1954...	7,416	7,416	...	4,620	4,620	...	2,045	2,045	...	751	751	...
79 1950...	17,034	17,014	20	14,912	14,912	...	2,002	2,002

TENURE OF OPERATOR: CENSUSES OF 1954 AND 1950—Continued

Area 2—Continued			Area 3a														
Color and tenure of operator—Con.			Color and tenure of operator														
			All operators			Full owners			Part owners			Managers			Tenants		
Tenants			All operators			Full owners			Part owners			Managers			Tenants		
Total	White	Non-white	Total	White	Non-white	Total	White	Non-white	Total	White	Non-white	Total	White	Non-white	Total	White	Non-white
26	26	...	606	604	2	502	500	2	91	91	...	1	1	...	12	12	...
38	35	3	691	686	5	559	555	4	109	108	1	5	5	...	18	18	...
62	62	...	1,381	1,375	6	1,131	1,125	6	215	215	...	5	5	...	30	30	...
87	81	6	1,564	1,552	12	1,259	1,249	10	249	247	2	16	16	...	40	40	...
26	26	...	596	595	1	492	491	1	91	91	...	1	1	...	12	12	...
38	35	3	678	673	5	548	544	4	109	108	1	3	3	...	18	18	...
36	36	...	785	780	5	639	634	5	124	124	...	4	4	...	18	18	...
49	46	3	896	879	7	711	705	6	140	139	1	13	13	...	22	22	...
10,229	10,229	...	166,224	165,856	368	127,336	126,968	368	34,731	34,731	...	536	536	...	3,621	3,621	...
11,650	11,282	568	186,332	185,324	1,008	141,091	140,465	626	36,121	35,739	382	3,578	3,578	...	5,542	5,542	...
9,859	9,859	...	147,837	147,787	50	112,318	112,268	50	31,787	31,787	...	387	387	...	3,345	3,345	...
11,032	10,495	537	159,923	159,029	894	118,705	118,183	522	32,722	32,350	372	3,224	3,224	...	5,272	5,272	...
370	370	...	18,387	18,069	318	15,018	14,700	318	2,944	2,944	...	149	149	...	276	276	...
818	787	31	26,409	26,295	114	22,386	22,282	104	3,399	3,389	10	354	354	...	270	270	...
5,160	5,160	...	48,270	48,096	174	34,444	34,270	174	11,922	11,922	...	153	153	...	1,751	1,751	...
6,333	6,056	277	56,018	55,686	332	40,469	40,246	223	12,334	12,225	109	959	959	...	2,256	2,256	...
25	25	...	560	558	2	461	459	2	86	86	...	1	1	...	12	12	...
33	31	2	647	642	5	527	523	4	98	97	1	4	4	...	18	18	...
48	48	...	860	856	4	700	696	4	131	131	...	5	5	...	24	24	...
54	51	3	1,011	1,000	11	827	817	10	154	153	1	5	5	...	25	25	...
2,630	2,630	...	22,252	22,098	154	15,924	15,770	154	5,204	5,204	...	125	125	...	999	999	...
2,919	2,822	97	24,305	24,078	227	19,053	18,880	173	4,063	4,009	54	183	183	...	1,006	1,006	...
102,823	102,823	...	687,019	682,329	4,690	486,313	481,623	4,690	163,176	163,176	...	3,150	3,150	...	34,380	34,380	...
85,943	81,283	2,260	718,959	712,014	6,946	565,176	560,356	4,820	116,090	113,965	2,125	5,820	5,820	...	31,873	31,873	...
...
25	25	...	538	536	2	438	436	2	88	88	...	1	1	...	11	11	...
34	31	3	577	572	5	457	453	4	100	99	1	4	4	...	16	16	...
51	51	...	931	928	3	735	732	3	171	171	...	5	5	...	20	20	...
63	60	3	913	907	6	710	705	5	166	165	1	7	7	...	30	30	...
186	186	...	2,119	2,109	10	1,594	1,584	10	450	450	...	25	25	...	50	50	...
214	201	13	2,354	2,340	14	1,791	1,781	10	456	452	4	32	32	...	75	75	...
239,036	239,036	...	3,016,582	3,004,482	12,100	2,245,669	2,233,569	12,100	682,681	682,681	...	28,232	28,232	...	60,000	60,000	...
222,830	208,430	14,400	2,585,986	2,571,543	14,443	1,957,515	1,945,772	11,543	504,251	501,351	2,900	35,600	35,600	...	88,820	88,820	...
...
22	22	...	455	454	1	376	375	1	69	69	...	1	1	...	9	9	...
33	31	2	584	580	4	465	462	3	100	99	1	4	4	...	15	15	...
48	48	...	1,211	1,208	3	983	980	3	194	194	...	10	10	...	24	24	...
108	100	8	2,069	2,056	13	1,628	1,618	10	352	349	3	47	47	...	42	42	...
62	62	...	1,530	1,509	21	1,256	1,235	21	233	233	...	7	7	...	34	34	...
98	91	7	1,762	1,749	13	1,388	1,378	10	284	281	3	45	45	...	45	45	...
10,229	10,229	...	171,959	171,335	624	132,227	131,603	624	35,155	35,155	...	871	871	...	3,706	3,706	...
11,970	11,582	588	194,957	193,924	1,033	144,945	144,319	626	38,934	38,527	407	5,430	5,430	...	5,648	5,648	...
...	159,897	159,273	624	132,227	131,603	624	26,799	26,799	...	871	871
...	175,993	175,110	883	144,945	144,319	626	26,818	26,561	257	4,230	4,230
10,229	10,229	...	12,062	12,062	8,356	8,356	3,706	3,706	...
11,970	11,582	588	18,964	18,814	150	12,116	11,966	150	1,200	1,200	...	5,648	5,648	...
...	105	103	2	88	86	2	13	13	...	1	1	...	3	3	...
6	5	1	135	134	1	105	105	...	25	24	1	3	3	...	2	2	...
...	149	134	15	125	110	15	18	18	...	2	2	...	4	4	...
11	10	1	198	197	1	129	129	...	35	34	1	29	29	...	5	5	...
...	124	112	12	101	89	12	17	17	...	2	2	...	4	4	...
2	2	...	76	76	...	59	59	...	14	14	...	3	3
...	25	22	3	24	21	3	1	1
9	8	1	122	121	1	70	70	...	21	20	1	26	26	...	5	5	...
...	5,735	5,479	256	4,891	4,635	256	424	424	...	335	335	...	85	85	...
120	100	20	8,625	8,600	25	3,854	3,854	...	2,813	2,788	25	1,852	1,852	...	106	106	...

MULTIPLE-UNIT OPERATIONS

Economic Area Table 2.—MULTIPLE-UNIT OPERATIONS, BY COLOR AND

Item (For definitions and explanations, see text)	Area 3b											
	All operators			Color and tenure of operator								
	Total	White	Non-white	Full owners			Part owners			Managers		
				Total	White	Non-white	Total	White	Non-white	Total	White	Non-white
1 Multiple-unit operations.....number 1954...	976	960	16	846	832	14	114	112	2
2 1950...	1,058	1,049	9	926	917	9	105	105	...	2	2	...
3 Subunits in multiple-unit operations.....total number 1954...	2,216	2,180	36	1,927	1,897	30	251	245	6
4 1950...	2,393	2,375	18	2,108	2,090	18	224	224	...	7	7	...
5 Home farms.....number 1954...	951	935	16	821	807	14	114	112	2
6 1950...	1,040	1,031	9	909	900	9	104	104	...	2	2	...
7 Cropper farms.....number 1954...	1,265	1,245	20	1,106	1,090	16	137	133	4
8 1950...	1,353	1,344	9	1,199	1,190	9	120	120	...	5	5	...
9 Land in multiple-unit operations...total acres 1954...	174,009	171,229	2,780	145,058	142,851	2,207	24,277	23,704	573
10 1950...	185,399	184,594	805	157,824	157,019	805	18,996	18,996	...	1,279	1,279	...
11 Home farms.....acres 1954...	146,616	144,356	2,260	120,272	118,343	1,929	21,956	21,625	331
12 1950...	152,812	152,177	635	128,852	128,217	635	15,836	15,836	...	1,205	1,205	...
13 Cropper farms.....acres 1954...	27,393	26,873	520	24,786	24,508	278	2,321	2,079	242
14 1950...	32,587	32,417	170	28,972	28,802	170	3,160	3,160	...	74	74	...
15 Cropland harvested.....total acres 1954...	52,495	51,760	735	41,916	41,289	627	8,532	8,424	108
16 1949...	59,344	59,073	271	50,011	49,740	271	6,350	6,350	...	1,110	1,110	...
17 Corn harvested for grain.....multiple units reporting 1954...	873	859	14	749	737	12	110	108	2
18 1949...	978	969	9	853	844	9	101	101	...	2	2	...
19 subunits reporting 1954...	1,258	1,238	20	1,068	1,052	16	167	163	4
20 1949...	1,502	1,489	13	1,312	1,299	13	155	155	...	2	2	...
21 acres 1954...	20,467	20,122	345	16,524	16,235	289	3,269	3,213	56
22 1949...	24,671	24,545	126	20,480	20,354	126	2,871	2,871	...	625	625	...
23 bushels 1954...	638,165	627,624	10,541	514,508	505,777	8,731	104,617	102,807	1,810
24 1949...	801,971	897,281	4,690	756,230	751,540	4,690	102,661	102,661	...	13,250	13,250	...
25 Cotton harvested.....multiple units reporting 1954...
26 1949...
27 subunits reporting 1954...
28 1949...
29 acres 1954...
30 1949...
31 bales 1954...
32 1949...
33 Tobacco harvested.....multiple units reporting 1954...	942	926	16	812	798	14	114	112	2
34 1949...	1,028	1,020	8	900	892	8	102	102	...	2	2	...
35 subunits reporting 1954...	1,526	1,501	25	1,278	1,259	19	217	211	6
36 1949...	1,668	1,655	13	1,446	1,433	13	177	177	...	6	6	...
37 acres 1954...	3,212	3,163	49	2,642	2,610	32	486	469	17
38 1949...	3,801	3,779	22	3,293	3,271	22	376	376	...	25	25	...
39 pounds 1954...	5,060,303	4,988,346	71,957	4,174,552	4,131,395	43,157	750,651	721,851	28,800
40 1949...	4,553,085	4,530,673	22,412	3,908,318	3,885,906	22,412	477,147	477,147	...	34,200	34,200	...
41 Peanuts harvested for picking or threshing.....multiple units reporting 1954...	1	...	1	1	...	1
42 1949...
43 subunits reporting 1954...	1	...	1	1	...	1
44 1949...
45 acres 1954...	1	...	1	1	...	1
46 1949...
47 pounds 1954...	1,000	...	1,000	1,000	...	1,000
48 1949...
49 Horses and/or mules....multiple units reporting 1954...	733	720	13	634	623	11	91	89	2
50 1950...	898	889	9	787	778	9	90	90	...	2	2	...
51 number 1954...	1,784	1,745	39	1,539	1,508	31	223	215	8
52 1950...	2,916	2,883	33	2,528	2,495	33	330	330	...	6	6	...
53 Landlord-tenant operations containing multiple units: All subunits including home farm.....number 1954...	2,408	2,372	36	2,106	2,076	30	264	258	6
54 1950...	2,643	2,621	22	2,337	2,315	22	241	241	...	10	10	...
55 Land in all subunits including home farm.....acres 1954...	182,179	179,399	2,780	151,888	149,681	2,207	25,617	25,044	573
56 1950...	194,073	193,094	979	165,724	164,745	979	19,577	19,577	...	1,455	1,455	...
57 Owned by operator of multiple unit.....acres 1954...	170,300	167,343	2,757	151,888	149,681	2,207	18,412	17,862	550
58 1950...	180,080	179,101	979	165,724	164,745	979	12,901	12,901	...	1,455	1,455	...
59 Rented by operator of multiple unit.....acres 1954...	11,879	11,856	23	7,205	7,182	23
60 1950...	13,993	13,993	6,676	6,676
61 Subunits not included in multiple units.....operators reporting 1954...	155	155	...	146	146	...	9	9
62 1950...	197	195	2	179	177	2	16	16	...	1	1	...
63 number 1954...	192	192	...	179	179	...	13	13
64 1950...	250	246	4	229	225	4	17	17	...	3	3	...
65 Share tenants.....number 1954...	154	154	...	144	144	...	10	10
66 1950...	112	110	2	100	98	2	9	9	...	3	3	...
67 Other tenants, not croppers nor share tenants.....number 1954...	38	38	...	35	35	...	3	3
68 1950...	138	136	2	129	127	2	8	8
69 Land in subunits not included in multiple units.....acres 1954...	8,170	8,170	...	6,830	6,830	...	1,340	1,340
70 1950...	8,674	8,500	174	7,900	7,726	174	581	581	...	176	176	...

TENURE OF OPERATOR: CENSUSES OF 1954 AND 1950-Continued

Area 3b-Continued			Area 4															
Color and tenure of operator-Cont.			Color and tenure of operator															
			All operators			Full owners			Part owners			Managers			Tenants			
Tenants			Total			Total			Total			Total			Total			
Total	White	Non-white	Total	White	Non-white	Total	White	Non-white	Total	White	Non-white	Total	White	Non-white	Total	White	Non-white	
16	16	...	1,812	1,783	29	1,449	1,427	22	283	277	6	10	10	...	70	69	1	
25	25	...	2,059	2,026	33	1,705	1,681	24	248	240	8	8	8	...	98	97	1	
38	38	...	4,294	4,219	65	3,425	3,378	47	668	652	16	33	33	...	158	156	2	
54	54	...	4,858	4,787	71	3,965	3,934	51	619	601	18	22	22	...	232	230	2	
16	16	...	1,777	1,748	29	1,415	1,393	22	282	276	6	10	10	...	70	69	1	
25	25	...	2,006	1,973	33	1,652	1,628	24	248	240	8	8	8	...	98	97	1	
22	22	...	2,507	2,471	36	2,010	1,985	25	386	376	10	23	23	...	88	87	1	
29	29	...	2,852	2,814	38	2,353	2,306	27	371	361	10	14	14	...	134	133	1	
4,674	4,674	...	441,438	437,043	4,395	329,313	326,477	2,836	83,390	82,011	1,379	7,209	7,209	...	21,526	21,346	180	
7,300	7,300	...	476,616	471,034	5,582	370,603	366,714	3,889	71,590	70,267	1,323	8,013	8,013	...	26,410	26,040	370	
4,388	4,388	...	389,190	385,316	3,874	285,662	283,096	2,566	76,264	75,124	1,140	6,725	6,725	...	20,539	20,371	168	
6,919	6,919	...	404,842	399,936	4,706	310,317	307,179	3,138	61,945	60,743	1,202	7,558	7,558	...	24,822	24,456	366	
286	286	...	52,248	51,727	521	43,651	43,381	270	7,126	6,887	239	484	484	...	987	975	12	
381	381	...	71,974	71,098	876	60,286	59,535	751	9,645	9,524	121	455	455	...	1,588	1,584	4	
2,047	2,047	...	185,308	183,485	1,823	135,441	134,348	1,093	36,358	35,729	629	3,279	3,279	...	10,230	10,129	101	
1,873	1,873	...	188,909	186,943	1,966	147,866	146,073	1,313	27,930	27,356	574	1,517	1,517	...	12,076	11,997	79	
14	14	...	1,709	1,685	24	1,355	1,338	17	277	271	6	10	10	...	67	66	1	
22	22	...	1,942	1,910	32	1,606	1,582	24	233	226	7	7	7	...	96	95	1	
23	23	...	2,991	2,948	43	2,320	2,292	28	517	504	13	30	30	...	124	122	2	
33	33	...	3,331	3,282	49	2,709	2,671	38	440	430	10	17	17	...	165	164	1	
674	674	...	71,913	70,970	943	52,052	51,566	486	14,926	14,539	387	1,179	1,179	...	3,756	3,686	70	
695	695	...	79,762	78,772	990	62,568	61,839	729	11,885	11,654	231	645	645	...	4,664	4,634	30	
19,040	19,040	...	2,205,347	2,177,800	27,547	1,609,469	1,586,234	13,235	450,791	438,129	12,662	36,233	36,233	...	108,654	107,204	1,650	
29,830	29,830	...	2,966,906	2,956,864	29,041	2,307,712	2,287,091	20,621	436,439	429,219	7,220	30,665	30,665	...	211,089	209,889	1,200	
...	25
...	26
...	27
...	28
...	29
...	30
...	31
...	32
16	16	...	1,784	1,755	29	1,422	1,400	22	282	276	6	10	10	...	70	69	1	
24	24	...	1,998	1,965	33	1,647	1,623	24	245	237	8	8	8	...	98	97	1	
31	31	...	3,256	3,206	50	2,516	2,482	34	572	558	14	30	30	...	138	136	2	
39	39	...	3,413	3,364	49	2,732	2,696	36	476	464	12	17	17	...	188	187	1	
84	84	...	9,818	9,704	114	7,375	7,303	72	1,768	1,730	38	180	180	...	495	491	4	
107	107	...	10,825	10,682	143	8,457	8,360	97	1,692	1,651	41	60	60	...	616	611	5	
135,100	135,100	...	13,860,801	13,723,436	137,365	10,433,152	10,345,794	87,358	2,502,893	2,458,823	44,070	246,400	246,400	...	678,356	672,419	5,937	
133,420	133,420	...	13,438,168	13,276,241	161,927	10,411,438	10,300,537	110,901	2,113,660	2,071,634	42,026	86,051	86,051	...	827,019	818,019	9,000	
...	41
...	42
...	43
...	44
...	45
...	46
...	47
...	48
8	8	...	1,400	1,378	22	1,104	1,087	17	231	227	4	7	7	...	58	57	1	
19	19	...	1,777	1,746	31	1,464	1,440	24	221	215	6	5	5	...	87	86	1	
22	22	...	3,545	3,493	52	2,838	2,799	39	548	536	12	27	27	...	132	131	1	
52	52	...	6,025	5,922	103	4,881	4,807	74	850	823	27	21	21	...	273	271	2	
38	38	...	4,573	4,506	67	3,679	3,630	49	695	679	16	34	34	...	165	163	2	
55	55	...	5,307	5,233	74	4,395	4,343	52	650	630	20	24	24	...	238	236	2	
4,674	4,674	...	458,242	453,812	4,430	342,379	339,508	2,871	86,589	85,210	1,379	7,584	7,584	...	21,690	21,510	180	
7,317	7,317	...	503,045	497,441	5,604	393,745	389,855	3,890	73,442	72,098	1,344	8,392	8,392	...	27,466	27,096	370	
...	405,182	401,777	3,405	342,379	339,508	2,871	59,259	58,725	534	3,544	3,544	
...	451,068	446,208	4,860	393,745	389,855	3,890	50,509	49,539	970	6,814	6,814	
4,674	4,674	...	53,060	52,035	1,025	27,330	26,485	845	4,040	4,040	...	21,690	21,510	180	
7,317	7,317	...	51,977	51,233	744	22,933	22,559	374	1,578	1,578	...	27,466	27,096	370	
...	250	228	1	200	198	2	23	23	...	1	1	...	6	6	...	
1	1	...	335	332	3	301	300	1	27	26	2	1	1	...	6	6	...	
...	289	287	2	254	252	2	27	27	...	1	1	...	7	7	...	
1	1	...	449	446	3	410	409	1	31	29	2	2	2	...	6	6	...	
...	246	244	2	214	212	2	25	25	...	1	1	...	6	6	...	
...	222	221	1	203	202	1	15	15	...	1	1	...	3	3	...	
...	43	43	...	40	40	...	2	2	1	1	...	
1	1	...	227	225	2	207	207	...	16	14	2	1	1	...	3	3	...	
...	16,804	16,769	35	13,066	13,031	35	3,199	3,199	...	375	375	...	164	164	...	
17	17	...	26,429	26,407	22	23,142	23,141	1	1,852	1,831	21	379	379	...	1,056	1,056	...	

MULTIPLE-UNIT OPERATIONS

Economic Area Table 2.—MULTIPLE-UNIT OPERATIONS, BY COLOR AND

Item (For definitions and explanations, see text)	Area 5											
	All operators			Color and tenure of operator								
	Total	White	Non-white	Full owners			Part owners			Managers		
				Total	White	Non-white	Total	White	Non-white	Total	White	Non-white
1 Multiple-unit operations.....number 1954...	2,153	2,140	13	1,829	1,818	11	287	286	1	5	5	...
2 1950...	2,320	2,307	13	2,023	2,012	11	239	237	2	3	3	...
3 Subunits in multiple-unit												
4 operations.....total number 1954...	4,919	4,891	28	4,170	4,146	24	656	654	2	21	21	...
5 1950...	5,220	5,193	27	4,544	4,521	23	533	529	4	12	12	...
6 Home farms.....number 1954...	2,116	2,103	13	1,792	1,781	11	287	286	1	5	5	...
7 1950...	2,289	2,276	13	1,992	1,981	11	239	237	2	3	3	...
8 Cropper farms.....number 1954...	2,803	2,788	15	2,378	2,365	13	369	368	1	16	16	...
9 1950...	2,931	2,917	14	2,552	2,540	12	294	292	2	9	9	...
10 Land in multiple-unit operations.....total acres 1954...	427,119	425,362	1,757	348,535	347,065	1,470	66,660	66,483	177	2,726	2,726	...
11 1950...	442,169	440,658	1,511	370,186	368,828	1,358	53,652	53,499	153	1,947	1,947	...
12 Home farms.....acres 1954...	371,954	370,416	1,538	299,043	297,779	1,264	61,598	61,433	165	2,508	2,508	...
13 1950...	373,128	371,764	1,364	309,898	308,667	1,221	46,004	45,861	143	1,781	1,781	...
14 Cropper farms.....acres 1954...	55,165	54,946	219	49,492	49,286	206	5,062	5,050	12	218	218	...
15 1950...	69,041	68,894	147	60,298	60,161	137	7,648	7,638	10	166	166	...
16 Cropland harvested.....total acres 1954...	110,322	109,845	477	86,440	86,032	408	20,178	20,140	38	939	939	...
17 1949...	121,956	121,429	527	100,907	100,461	446	15,913	15,832	81	546	546	...
18 Corn harvested for												
19 grain.....multiple units reporting 1954...	1,915	1,903	12	1,607	1,597	10	273	272	1	5	5	...
20 1949...	2,087	2,075	12	1,806	1,796	10	226	224	2	3	3	...
21 subunits reporting 1954...	2,901	2,886	15	2,401	2,389	12	442	440	2	15	15	...
22 1949...	3,168	3,152	16	2,711	2,698	13	369	366	3	7	7	...
23 acres 1954...	43,209	43,010	199	34,307	34,160	147	7,560	7,524	36	377	377	...
24 1949...	49,277	49,043	234	40,916	40,734	182	6,432	6,380	52	179	179	...
25 bushels 1954...	1,426,902	1,421,577	5,325	1,121,677	1,117,572	4,105	251,129	250,229	900	18,220	18,220	...
26 1949...	1,622,775	1,616,255	6,520	1,332,532	1,327,357	5,175	217,689	216,344	1,345	7,420	7,420	...
27 Cotton harvested.....multiple units reporting 1954...
28 1949...
29 subunits reporting 1954...
30 1949...
31 acres 1954...
32 1949...
33 bales 1954...
34 1949...
35 Tobacco harvested.....multiple units reporting 1954...	2,075	2,064	11	1,753	1,744	9	285	284	1	5	5	...
36 1949...	2,195	2,182	13	1,905	1,894	11	235	233	2	3	3	...
37 subunits reporting 1954...	3,418	3,397	21	2,800	2,782	18	539	538	1	17	17	...
38 1949...	3,380	3,361	19	2,879	2,864	15	388	384	4	10	10	...
39 acres 1954...	6,195	6,163	32	4,925	4,900	25	1,063	1,062	1	56	56	...
40 1949...	6,241	6,206	35	5,143	5,117	26	784	775	9	60	60	...
41 pounds 1954...	9,765,806	9,722,906	42,900	7,728,456	7,693,656	34,800	1,704,466	1,703,266	1,200	91,334	91,334	...
42 1949...	7,934,865	7,888,321	46,544	6,554,366	6,517,422	36,944	962,187	952,587	9,600	55,018	55,018	...
43 Peanuts harvested for picking or												
44 threshing.....multiple units reporting 1954...
45 1949...
46 subunits reporting 1954...
47 1949...
48 acres 1954...
49 1949...
50 pounds 1954...
51 1949...
52 Horses and/or mules.....multiple units reporting 1954...	1,731	1,720	11	1,456	1,447	9	244	243	1	4	4	...
53 1950...	1,933	1,925	8	1,676	1,669	7	208	207	1	3	3	...
54 number 1954...	4,423	4,395	28	3,692	3,668	24	647	645	2	16	16	...
55 1950...	6,210	6,185	25	5,310	5,287	23	703	701	2	16	16	...
56 Landlord-tenant operations containing multiple units:												
57 All subunits including home farm.....number 1954...	5,422	5,389	33	4,626	4,598	28	697	694	3	25	25	...
58 1950...	5,871	5,843	28	5,125	5,101	24	589	585	4	15	15	...
59 Land in all subunits including												
60 home farm.....acres 1954...	445,097	443,191	1,906	365,290	363,681	1,609	67,478	67,291	187	3,111	3,111	...
61 1950...	463,228	461,705	1,523	389,434	388,064	1,370	55,232	55,079	153	2,066	2,066	...
62 Owned by operator of multiple unit..acres 1954...	416,508	414,752	1,756	365,290	363,681	1,609	48,427	48,280	147	2,791	2,791	...
63 1950...	426,857	425,367	1,490	389,434	388,064	1,370	35,357	35,237	120	2,066	2,066	...
64 Rented by operator of multiple												
65 unit.....acres 1954...	28,589	28,439	150	19,051	19,011	40	320	320	...
66 1950...	36,371	36,338	33	19,875	19,842	33
67 Subunits not included in multiple												
68 units.....operators reporting 1954...	348	344	4	316	313	3	29	28	1	1	1	...
69 1950...	485	484	1	429	428	1	45	45	...	1	1	...
70 number 1954...	303	498	5	456	452	4	41	40	1	4	4	...
71 1950...	651	650	1	581	580	1	56	56	...	3	3	...
72 Share tenants.....number 1954...	409	404	5	371	367	4	34	33	1	4	4	...
73 1950...	257	256	1	227	226	1	26	26	...	1	1	...
74 Other tenants, not croppers												
75 nor share tenants.....number 1954...	94	94	...	85	85	...	7	7
76 1950...	394	394	...	354	354	...	30	30	...	2	2	...
77 Land in subunits not included												
78 in multiple units.....acres 1954...	17,978	17,829	149	16,755	16,616	139	818	808	10	385	385	...
79 1950...	21,059	21,047	12	19,248	19,236	12	1,580	1,580	...	119	119	...

TENURE OF OPERATOR: CENSUSES OF 1954 AND 1950—Continued

Area 5—Continued			Areas 6, A, and B																
Color and tenure of operator—Con.			All operators						Color and tenure of operator										
Tenants						Full owners			Part owners			Managers			Tenants				
Total	White	Non-white	Total	White	Non-white	Total	White	Non-white	Total	White	Non-white	Total	White	Non-white	Total	White	Non-white		
32	31	1	3,121	3,100	21	2,627	2,611	16	368	364	4	26	25	1	100	100	...	1	
55	55	...	3,591	3,555	36	3,085	3,053	32	361	358	3	16	16	...	129	128	1	2	
72	70	2	7,394	7,346	48	6,177	6,140	37	907	899	8	81	78	3	229	229	...	3	
131	131	...	8,498	8,424	74	7,201	7,135	66	917	911	6	88	88	...	292	290	2	4	
32	31	1	3,059	3,038	21	2,567	2,551	16	366	362	4	26	25	1	100	100	...	5	
55	55	...	3,493	3,458	35	2,987	2,956	31	361	358	3	16	16	...	129	128	1	6	
40	39	1	4,335	4,308	27	3,610	3,589	21	541	537	4	55	53	2	129	129	...	7	
76	76	...	5,005	4,966	39	4,214	4,179	35	556	553	3	72	72	...	163	162	1	8	
9,198	9,088	110	690,850	689,735	2,095	539,337	537,681	1,656	103,255	103,006	249	20,566	20,376	190	27,672	27,672	...	9	
16,384	16,384	...	776,137	772,934	3,203	631,320	628,609	2,711	100,562	100,108	454	12,754	12,754	...	31,501	31,463	38	10	
8,805	8,696	109	610,425	608,570	1,855	469,542	468,086	1,456	94,626	94,411	215	19,922	19,738	184	26,335	26,335	...	11	
15,455	15,455	...	669,544	666,848	2,696	539,978	537,756	2,222	90,717	90,280	437	8,909	8,909	...	29,940	29,903	37	12	
393	392	1	80,405	80,165	240	69,795	69,595	200	8,629	8,595	34	644	638	6	1,337	1,337	...	13	
929	929	...	106,593	106,086	507	91,342	90,853	489	9,845	9,828	17	3,845	3,845	...	1,561	1,560	1	14	
2,765	2,734	31	160,929	160,500	429	121,061	120,815	246	27,346	27,245	101	4,233	4,151	82	8,289	8,289	...	15	
4,590	4,590	...	194,651	194,042	609	152,801	152,067	734	29,322	29,255	67	3,583	3,583	...	9,145	9,137	8	16	
30	29	1	2,506	2,487	19	2,084	2,070	14	321	317	4	23	22	1	78	78	...	17	
52	52	...	2,968	2,940	28	2,589	2,503	26	317	316	1	14	14	...	108	107	1	18	
43	42	1	3,535	3,510	25	2,927	2,908	19	462	457	5	38	37	1	108	108	...	19	
81	81	...	4,426	4,393	33	3,711	3,680	31	514	513	1	49	49	...	152	151	1	20	
965	949	16	40,534	40,333	201	30,878	30,732	146	6,842	6,803	39	952	936	16	1,862	1,862	...	21	
1,750	1,750	...	54,116	53,834	282	42,804	42,557	247	7,921	7,892	29	659	659	...	2,732	2,726	6	22	
35,876	35,556	320	1,457,232	1,449,497	7,735	1,117,928	1,112,613	5,315	243,085	241,465	1,620	29,515	28,715	800	66,704	66,704	...	23	
65,134	65,134	...	2,437,857	2,426,119	11,738	1,915,745	1,905,877	9,868	374,379	372,809	1,570	32,490	32,490	...	115,243	114,943	300	24	
...	25
...	26
...	27
...	28
...	29
...	30
...	31
...	32
32	31	1	3,052	3,033	19	2,559	2,545	14	367	363	4	26	25	1	100	100	...	33	
52	52	...	3,478	3,447	31	2,984	2,956	28	351	349	2	16	16	...	127	126	1	34	
62	60	2	5,368	5,336	32	4,325	4,302	23	781	774	7	67	65	2	195	195	...	35	
103	103	...	5,913	5,873	40	4,860	4,824	36	727	724	3	78	78	...	248	247	1	36	
151	145	6	17,376	17,296	80	13,613	13,561	52	2,671	2,649	22	382	376	6	710	710	...	37	
254	254	...	20,831	20,731	100	16,897	16,813	84	2,636	2,622	14	362	362	...	936	934	2	38	
241,550	234,650	6,900	27,138,417	27,012,821	125,596	21,303,381	21,222,585	80,796	4,163,186	4,129,386	33,800	536,382	525,382	11,000	1,135,468	1,135,468	...	39	
363,294	363,294	...	23,291,957	23,162,717	129,240	22,940,174	22,835,036	105,078	3,560,546	3,540,046	20,500	457,622	457,622	...	1,333,615	1,329,933	3,682	40	
...	41
...	42
...	43
...	44
...	45
...	46
...	47
...	48
27	26	1	2,489	2,471	18	2,101	2,087	14	293	290	3	23	22	1	72	72	...	49	
46	46	...	3,123	3,093	30	2,669	2,641	28	324	322	2	14	14	...	116	116	...	50	
68	66	2	7,961	7,914	47	6,552	6,515	37	1,063	1,056	7	122	119	3	224	224	...	51	
181	181	...	12,611	12,517	94	10,402	10,318	84	1,528	1,518	10	216	216	...	465	465	...	52	
74	72	2	8,421	8,371	50	7,037	6,998	39	1,034	1,028	6	100	97	3	250	250	...	53	
142	142	...	9,860	9,782	78	8,354	8,284	70	1,093	1,087	6	104	104	...	309	307	2	54	
9,218	9,108	110	734,684	732,576	2,108	575,223	573,554	1,669	110,342	110,093	249	20,941	20,751	190	28,178	28,178	...	55	
16,496	16,496	...	826,231	822,966	3,265	673,733	670,960	2,773	106,372	105,918	454	14,311	14,311	...	31,815	31,777	38	56	
...	683,203	681,142	2,061	575,223	573,554	1,669	73,573	73,371	202	14,407	14,217	190	57	
...	753,790	750,603	3,187	673,733	670,960	2,773	68,069	67,655	414	11,988	11,988	58	
9,218	9,108	110	71,481	71,434	47	36,769	36,722	47	6,534	6,534	...	28,178	28,178	...	59	
16,496	16,496	...	72,441	72,363	78	38,303	38,263	40	2,323	2,323	...	31,815	31,777	38	60	
2	2	...	665	663	2	571	569	2	70	70	...	8	8	...	16	16	...	61	
10	10	...	866	862	4	753	749	4	94	94	...	4	4	...	15	15	...	62	
2	2	...	1,027	1,025	2	860	858	2	127	127	...	19	19	...	21	21	...	63	
11	11	...	1,362	1,358	4	1,153	1,149	4	176	176	...	16	16	...	17	17	...	64	
...	899	897	2	751	749	2	118	118	...	13	13	...	17	17	...	65	
3	3	...	691	690	1	581	580	1	91	91	...	13	13	...	6	6	...	66	
2	2	...	128	128	...	109	109	...	9	9	...	6	6	...	4	4	...	67	
8	8	...	671	668	3	572	569	3	85	85	...	3	3	...	11	11	...	68	
20	20	...	43,854	43,841	13	35,886	35,873	13	7,087	7,087	...	375	375	...	506	506	...	69	
112	112	...	50,094	50,032	62	42,413	42,351	62	5,810	5,810	...	1,557	1,557	...	314	314	...	70	

MULTIPLE-UNIT OPERATIONS

Economic Area Table 2.—MULTIPLE-UNIT OPERATIONS, BY COLOR AND

Item (For definitions and explanations, see text)	Area 7											
	All operators			Color and tenure of operator								
	Total	White	Non-white	Full owners			Part owners			Managers		
				Total	White	Non-white	Total	White	Non-white	Total	White	Non-white
1 Multiple-unit operations.....number 1954...	942	927	15	752	737	15	113	113	...	31	31	...
2 1950...	1,032	1,024	8	844	837	7	129	128	1	15	15	...
3 Subunits in multiple-unit												
4 operations.....total number 1954...	2,267	2,234	33	1,778	1,745	33	282	282	...	103	103	...
5 1950...	2,574	2,557	17	2,072	2,057	15	334	332	2	59	59	...
6 Home farms.....number 1954...	928	913	15	738	723	15	113	113	...	31	31	...
7 1950...	1,001	993	8	813	806	7	129	128	1	15	15	...
8 Cropper farms.....number 1954...	1,339	1,321	18	1,040	1,022	18	169	169	...	72	72	...
9 1950...	1,573	1,564	9	1,259	1,251	8	205	204	1	44	44	...
10 Land in multiple-unit operations....total acres 1954...	252,082	249,775	2,307	173,026	170,719	2,307	44,968	44,968	...	19,232	19,232	...
11 1950...	289,017	287,502	1,515	203,986	202,689	1,297	55,299	55,081	218	15,138	15,138	...
12 Home farms.....acres 1954...	233,503	231,273	2,230	157,687	155,457	2,230	42,872	42,872	...	18,402	18,402	...
13 1950...	261,689	260,333	1,356	181,585	180,441	1,144	51,872	51,660	212	14,248	14,248	...
14 Cropper farms.....acres 1954...	18,579	18,502	77	15,339	15,262	77	2,116	2,116	...	830	830	...
15 1950...	27,328	27,169	159	22,401	22,248	153	3,427	3,421	6	890	890	...
16 Cropland harvested.....total acres 1954...	68,226	67,864	362	43,798	43,436	362	13,479	13,479	...	5,734	5,734	...
17 1949...	79,311	78,998	313	52,780	52,490	290	16,807	16,784	23	5,088	5,088	...
18 Corn harvested for												
19 grain.....multiple units reporting 1954...	634	624	10	505	495	10	75	75	...	19	19	...
20 1949...	720	714	6	573	568	5	101	100	1	11	11	...
21 subunits reporting 1954...	793	782	11	620	609	11	107	107	...	24	24	...
22 1949...	982	974	8	771	765	6	150	148	2	15	15	...
23 acres 1954...	9,891	9,826	65	6,496	6,431	65	2,072	2,072	...	551	551	...
24 1949...	12,417	12,344	73	9,146	9,089	57	2,214	2,198	16	270	270	...
25 bushels 1954...	386,996	384,326	2,670	248,671	246,001	2,670	81,120	81,120	...	28,755	28,755	...
26 1949...	571,234	568,979	2,255	415,174	413,574	1,600	108,425	107,770	655	10,870	10,870	...
27 Cotton harvested.....multiple units reporting 1954...
28 1949...
29 subunits reporting 1954...
30 1949...
31 acres 1954...
32 1949...
33 bales 1954...
34 1949...
35 Tobacco harvested.....multiple units reporting 1954...	926	912	14	740	726	14	111	111	...	29	29	...
36 1949...	1,001	994	7	815	809	6	128	127	1	15	15	...
37 subunits reporting 1954...	1,586	1,563	23	1,195	1,172	23	230	230	...	74	74	...
38 1949...	1,800	1,787	13	1,392	1,381	11	265	263	2	49	49	...
39 acres 1954...	7,506	7,446	60	5,186	5,126	60	1,313	1,313	...	515	515	...
40 1949...	9,898	9,836	42	7,263	7,228	35	1,559	1,552	7	454	454	...
41 pounds 1954...	12,191,206	12,102,206	89,000	8,385,721	8,296,721	89,000	2,104,610	2,104,610	...	861,600	861,600	...
42 1949...	14,521,015	14,471,577	49,438	10,606,647	10,567,509	39,138	2,298,566	2,288,266	10,300	686,648	686,648	...
43 Peanuts harvested for picking or												
44 threshing.....multiple units reporting 1954...
45 1949...
46 subunits reporting 1954...
47 1949...
48 acres 1954...
49 1949...
50 pounds 1954...
51 1949...
52 Horses and/or mules....multiple units reporting 1954...	684	673	11	536	525	11	90	90	...	21	21	...
53 1950...	843	836	7	683	676	7	112	112	...	13	13	...
54 number 1954...	2,993	2,963	30	1,824	1,794	30	334	334	...	715	715	...
55 1950...	4,134	4,114	20	3,017	2,997	20	755	755	...	146	146	...
56 Landlord-tenant operations containing multiple units:												
57 All subunits including home farm.....number 1954...	2,704	2,667	37	2,098	2,061	37	357	357	...	135	135	...
58 1950...	3,102	3,081	21	2,453	2,434	19	447	445	2	78	78	...
59 Land in all subunits including												
60 home farm.....acres 1954...	267,031	264,637	2,394	183,739	181,345	2,394	46,267	46,267	...	20,094	20,094	...
61 1950...	312,418	310,655	1,763	222,581	221,036	1,545	59,099	58,681	218	15,694	15,694	...
62 Owned by operator of multiple unit.....acres 1954...	228,575	226,181	2,394	183,739	181,345	2,394	27,906	27,906	...	16,930	16,930	...
63 1950...	265,887	264,336	1,551	222,581	221,036	1,545	30,156	30,156	6	13,150	13,150	...
64 Rented by operator of multiple												
65 unit.....acres 1954...	38,456	38,456	20,361	20,361	...	3,164	3,164	...
66 1950...	46,531	46,319	212	28,943	28,731	212	2,544	2,544	...
67 Subunits not included in multiple												
68 units.....operators reporting 1954...	259	255	4	196	192	4	42	42	...	15	15	...
69 1950...	312	309	3	240	237	3	53	53	...	11	11	...
70 number 1954...	437	433	4	320	316	4	75	75	...	32	32	...
71 1950...	528	524	4	381	377	4	113	113	...	19	19	...
72 Share tenants.....number 1954...	371	367	4	271	267	4	62	62	...	31	31	...
73 1950...	256	255	1	183	182	1	58	58	...	4	4	...
74 Other tenants, not croppers												
75 nor share tenants.....number 1954...	66	66	...	49	49	...	13	13	...	1	1	...
76 1950...	272	269	3	198	195	3	55	55	...	15	15	...
77 Land in subunits not included												
78 in multiple units.....acres 1954...	14,949	14,862	87	10,713	10,626	87	3,279	3,279	...	862	862	...
79 1950...	23,401	23,153	248	18,595	18,347	248	3,800	3,800	...	556	556	...

1 Data for 1950 do not include reports for Magoffin County which was included in the 1954 multiple-unit area. See text.

TENURE OF OPERATOR: CENSUSES OF 1954 AND 1950—Continued

Area 7—Continued			Areas 8 and C ¹															
Color and tenure of operator—Con.			Color and tenure of operator															
			All operators			Full owners			Part owners			Managers			Tenants			
Tenants			Total	White	Non-white	Total	White	Non-white	Total	White	Non-white	Total	White	Non-white	Total	White	Non-white	
Total	White	Non-white																
46	46	...	1,037	1,035	2	920	918	2	101	101	...	1	1	...	15	15	...	1
44	44	...	836	833	3	777	774	3	50	50	...	1	1	...	8	8	...	2
104	104	...	2,289	2,285	4	2,030	2,026	4	224	224	...	4	4	...	31	31	...	3
109	109	...	1,834	1,827	7	1,704	1,697	7	106	106	...	6	6	...	18	18	...	4
46	46	...	1,019	1,017	2	902	900	2	101	101	...	1	1	...	15	15	...	5
44	44	...	831	828	3	772	769	3	50	50	...	1	1	...	8	8	...	6
58	58	...	1,270	1,268	2	1,128	1,126	2	123	123	...	3	3	...	16	16	...	7
65	65	...	1,003	999	4	932	928	4	56	56	...	5	5	...	10	10	...	8
14,836	14,836	...	201,081	200,971	110	175,278	175,168	110	22,818	22,818	...	1,000	1,000	...	1,985	1,985	...	9
14,594	14,594	...	168,239	167,537	702	148,488	147,786	702	16,107	16,107	...	1,419	1,419	...	2,225	2,225	...	10
14,542	14,542	...	178,881	178,776	105	154,918	154,813	105	21,122	21,122	...	985	985	...	1,856	1,856	...	11
13,984	13,984	...	144,326	143,662	664	127,239	126,575	664	13,868	13,858	...	1,131	1,131	...	2,098	2,098	...	12
294	294	...	22,200	22,195	5	20,360	20,355	5	1,696	1,696	...	15	15	...	129	129	...	13
610	610	...	23,913	23,875	38	21,249	21,211	38	2,249	2,249	...	288	288	...	127	127	...	14
5,215	5,215	...	30,692	30,678	14	25,935	25,921	14	3,909	3,909	...	410	410	...	438	438	...	15
4,636	4,636	...	26,810	26,768	42	24,254	24,212	42	2,025	2,025	...	130	130	...	401	401	...	16
35	35	...	920	918	2	807	805	2	99	99	...	1	1	...	13	13	...	17
35	35	...	715	713	2	663	661	2	43	43	...	1	1	...	8	8	...	18
42	42	...	1,403	1,401	2	1,209	1,207	2	169	169	...	3	3	...	22	22	...	19
46	46	...	1,124	1,121	3	1,034	1,031	3	72	72	...	6	6	...	12	12	...	20
772	772	...	11,046	11,040	6	9,135	9,129	6	1,682	1,682	...	10	10	...	219	219	...	21
787	787	...	9,764	9,743	21	8,873	8,852	21	687	687	...	50	50	...	154	154	...	22
28,450	28,450	...	440,409	440,214	195	367,409	367,214	195	64,135	64,135	...	435	435	...	8,430	8,430	...	23
36,765	36,765	...	337,852	337,092	760	305,070	304,310	760	23,797	23,797	...	1,965	1,965	...	7,020	7,020	...	24
...	25
...	26
...	27
...	28
...	29
...	30
...	31
...	32
46	46	...	940	938	2	829	827	2	96	96	...	1	1	...	15	15	...	33
43	43	...	717	714	3	666	663	3	43	43	...	1	1	...	7	7	...	34
87	87	...	1,374	1,371	3	1,190	1,187	3	161	161	...	5	5	...	23	23	...	35
94	94	...	1,045	1,041	4	962	958	4	65	65	...	5	5	...	13	13	...	36
492	492	...	2,262	2,259	3	1,938	1,935	3	287	287	37	37	...	37
622	622	...	1,869	1,863	6	1,701	1,695	6	127	127	...	14	14	...	27	27	...	38
839,275	839,275	...	3,539,108	3,534,908	4,200	3,054,849	3,050,649	4,200	426,214	426,214	58,045	58,045	...	39
929,154	929,154	...	2,524,712	2,518,435	6,277	2,296,318	2,290,041	6,277	175,660	175,660	...	17,890	17,890	...	34,844	34,844	...	40
...	41
...	42
...	43
...	44
...	45
...	46
...	47
...	48
37	37	...	847	845	2	752	750	2	84	84	...	1	1	...	10	10	...	49
35	35	...	697	695	2	644	642	2	45	45	...	1	1	...	7	7	...	50
120	120	...	1,920	1,915	5	1,686	1,681	5	207	207	...	3	3	...	24	24	...	51
216	216	...	1,938	1,931	7	1,777	1,770	7	126	126	...	8	8	...	27	27	...	52
114	114	...	2,627	2,623	4	2,293	2,289	4	243	243	...	58	58	...	33	33	...	53
124	124	...	2,052	2,044	8	1,908	1,900	8	118	118	...	6	6	...	20	20	...	54
14,931	14,931	...	217,188	217,078	110	184,661	184,551	110	23,189	23,189	...	7,325	7,325	...	2,013	2,013	...	55
15,044	15,044	...	172,416	171,684	732	152,479	151,747	732	16,252	16,252	...	1,419	1,419	...	2,266	2,266	...	56
...	209,673	209,563	110	184,661	184,551	110	17,687	17,687	...	7,325	7,325	57
...	165,254	164,522	732	152,479	151,747	732	11,356	11,356	...	1,419	1,419	58
14,931	14,931	...	7,515	7,515	5,502	5,502	2,013	2,013	...	59
15,044	15,044	...	7,162	7,162	4,896	4,896	2,266	2,266	...	60
6	6	...	180	180	...	166	166	...	12	12	...	1	1	...	1	1	...	61
8	8	...	163	162	1	154	153	1	7	7	2	2	...	62
10	10	...	338	338	...	263	263	...	19	19	...	54	54	...	2	2	...	63
15	15	...	218	217	1	204	203	1	12	12	2	2	...	64
7	7	...	210	210	...	190	190	...	16	16	...	2	2	...	2	2	...	65
11	11	...	92	91	1	86	85	1	4	4	2	2	...	66
3	3	...	128	128	...	73	73	...	3	3	...	52	52	67
4	4	...	126	126	...	118	118	...	8	8	68
95	95	...	16,107	16,107	...	9,383	9,383	...	371	371	...	6,325	6,325	...	28	28	...	69
450	450	...	4,177	4,147	30	3,991	3,961	30	145	145	41	41	...	70

MULTIPLE-UNIT OPERATIONS

Economic Area Table 3.—MULTIPLE-UNIT OPERATIONS, BY TYPE OF FARM: CENSUSES OF 1954 AND 1950

Item (For definitions and explanations, see text)	Total, selected areas ¹				
	Total	Type of farm			
		Cotton	Tobacco	Cotton and tobacco	Miscellaneous ²
1 Multiple-unit operations.....number 1954...	11,372	74	10,255	11	1,032
2 1950...	12,536	98	11,045	5	1,388
3 Subunits in multiple-unit operations.....total number 1954...	26,591	327	23,982	24	2,258
4 1950...	29,348	411	25,890	10	3,037
5 Home farms.....number 1954...	11,152	70	10,052	10	1,020
6 1950...	12,256	95	10,797	5	1,359
7 Cropper farms.....number 1954...	15,439	257	13,930	14	1,238
8 1950...	17,092	316	15,093	5	1,678
9 Land in multiple-unit operations....total acres 1954...	2,559,535	32,422	2,248,079	1,580	276,646
10 1950...	2,768,523	32,353	2,382,241	436	352,793
11 Home farms.....acres 1954...	2,255,116	28,066	1,904,299	1,438	241,313
12 1950...	2,363,739	26,666	2,044,374	357	292,342
13 Cropper farms.....acres 1954...	304,419	4,356	264,560	150	35,333
14 1950...	404,784	5,687	338,567	79	60,451
15 Cropland harvested.....total acres 1954...	756,474	17,382	625,181	625	113,286
16 1949...	839,734	20,121	691,249	183	128,181
17 Corn harvested for grain.....multiple units reporting 1954...	9,788	62	8,794	9	923
18 1949...	10,900	81	9,697	5	1,117
19 subunits reporting 1954...	14,816	109	13,322	13	1,372
20 1949...	16,951	146	15,128	8	1,669
21 acres 1954...	262,409	4,343	216,462	312	41,272
22 1949...	300,605	5,231	248,420	94	46,860
23 bushels 1954...	8,659,536	130,546	7,222,785	7,360	1,299,245
24 1949...	11,186,544	188,970	9,371,046	2,865	1,623,663
25 Cotton harvested.....multiple units reporting 1954...	135	74	11	11	39
26 1949...	138	98	4	5	31
27 subunits reporting 1954...	366	268	13	12	53
28 1949...	407	359	4	5	39
29 acres 1954...	5,600	5,105	40	51	404
30 1949...	8,445	8,078	12	31	324
31 bales 1954...	6,690	6,136	40	54	460
32 1949...	7,509	7,146	10	26	327
33 Tobacco harvested.....multiple units reporting 1954...	10,788	...	10,255	11	522
34 1949...	11,683	...	11,045	5	633
35 subunits reporting 1954...	18,378	...	17,666	12	700
36 1949...	19,247	...	18,436	5	806
37 acres 1954...	51,389	...	50,193	34	1,162
38 1949...	59,595	...	58,476	9	1,110
39 pounds 1954...	78,081,631	...	76,269,823	42,300	1,769,508
40 1949...	77,969,847	...	76,376,579	8,291	1,583,977
41 Peanuts harvested for picking or threshing.....multiple units reporting 1954...	1	1
42 1949...
43 subunits reporting 1954...	1	1
44 1949...
45 acres 1954...	1	1
46 1949...
47 pounds 1954...	1,000	1,000
48 1949...
49 Horses and/or mules....multiple units reporting 1954...	8,851	43	8,155	9	644
50 1950...	10,632	83	9,512	4	1,033
51 number 1954...	25,353	218	23,341	23	1,771
52 1950...	39,102	510	34,922	10	3,660
53 Landlord-tenant operations containing multiple units: All subunits including home farm.....number 1954...	29,750	369	26,588	26	2,707
54 1950...	33,411	468	29,259	10	3,674
55 Land in all subunits including home farm.....acres 1954...	2,700,707	37,626	2,361,670	1,655	299,756
56 1950...	2,944,945	35,455	2,524,607	436	304,447
57 Owned by operator of multiple unit.....acres 1954...	2,427,530	28,884	2,140,274	1,203	257,169
58 1950...	2,641,496	26,059	2,276,050	434	338,953
59 Rented by operator of multiple unit.....acres 1954...	273,177	8,742	221,396	452	42,587
60 1950...	303,449	9,396	248,557	2	45,494
61 Subunits not included in multiple units.....operators reporting 1954...	2,089	22	1,783	2	282
62 1950...	2,719	21	2,289	...	409
63 number 1954...	3,159	42	2,606	2	509
64 1950...	4,063	57	3,369	...	637
65 Share tenants.....number 1954...	2,598	39	2,196	2	361
66 1950...	1,908	34	1,599	...	275
67 Other tenants, not croppers nor share tenants.....number 1954...	561	3	410	...	148
68 1950...	2,155	23	1,770	...	362
69 Land in subunits not included in multiple units.....acres 1954...	141,172	5,204	112,791	67	23,110
70 1950...	176,422	3,102	141,666	...	31,654

¹Date for 1950 do not include reports for Megoffin County which was included in the 1954 multiple-unit area. See text.²For 1954, includes one "tobacco and peanut" farm.

Economic Area Table 3.—MULTIPLE-UNIT OPERATIONS, BY TYPE OF FARM: CENSUSES OF 1954 AND 1950—Continued

Item (For definitions and explanations, see text)	Area 1				
	Total	Type of farm			
		Cotton	Tobacco	Cotton and tobacco	Miscellaneous
1 Multiple-unit operations.....number 1954...	415	74	214	11	116
2 1950....	499	98	272	5	124
3 Subunits in multiple-unit operations.....total number 1954...	1,067	327	460	24	256
4 1950....	1,292	411	596	10	275
5 Home farms.....number 1954...	405	70	209	10	116
6 1950....	489	98	267	5	122
7 Cropper farms.....number 1954...	662	257	251	14	140
8 1950....	803	316	329	5	153
9 Land in multiple-unit operations...total acres 1954...	106,399	32,422	39,313	1,588	33,076
10 1950....	127,279	32,333	56,046	436	38,444
11 Home farms.....acres 1954...	92,098	28,066	33,421	1,438	29,173
12 1950....	104,033	26,666	44,606	357	32,404
13 Cropper farms.....acres 1954...	14,301	4,356	5,892	150	3,903
14 1950....	23,246	5,687	11,440	79	6,040
15 Cropland harvested.....total acres 1954...	47,712	17,382	13,448	625	16,257
16 1949....	55,752	20,121	20,750	183	14,698
17 Corn harvested for grain.....multiple units reporting 1954...	375	62	199	9	105
18 1949....	446	81	255	5	105
19 subunits reporting 1954...	566	109	298	13	146
20 1949....	722	146	404	8	164
21 acres 1954...	18,216	4,343	7,344	312	6,217
22 1949....	21,857	5,231	10,216	94	6,316
23 bushels 1954...	467,558	130,546	167,325	7,360	162,327
24 1949....	720,750	188,970	309,331	2,865	219,584
25 Cotton harvested.....multiple units reporting 1954...	135	74	11	11	39
26 1949....	138	98	4	5	31
27 subunits reporting 1954...	366	288	13	12	53
28 1949....	407	359	4	5	39
29 acres 1954...	5,600	5,105	40	51	404
30 1949....	8,445	8,078	12	31	324
31 bales 1954...	6,690	6,136	40	54	460
32 1949....	7,509	7,146	10	26	327
33 Tobacco harvested.....multiple units reporting 1954...	252	...	214	11	27
34 1949....	300	...	272	5	23
35 subunits reporting 1954...	364	...	321	12	31
36 1949....	421	...	387	5	29
37 acres 1954...	1,109	...	1,027	34	48
38 1949....	1,466	...	1,413	9	44
39 pounds 1954...	1,297,588	...	1,193,834	42,300	61,454
40 1949....	1,609,888	...	1,547,519	9,291	53,078
41 Peanuts harvested for picking or threshing.....multiple units reporting 1954...
42 1949....
43 subunits reporting 1954...
44 1949....
45 acres 1954...
46 1949....
47 pounds 1954...
48 1949....
49 Horses and/or mules.....multiple units reporting 1954...	294	43	173	9	69
50 1950....	409	83	235	4	87
51 number 1954...	846	218	444	23	161
52 1950....	1,655	510	807	10	328
53 Landlord-tenant operations containing multiple units:					
54 All subunits including home farm.....number 1954...	1,199	369	516	26	288
55 1950....	1,520	468	697	10	345
56 Land in all subunits including home farm.....acres 1954...	116,558	37,626	40,938	1,655	36,339
57 1950....	144,208	35,455	64,883	436	43,434
58 Owned by operator of multiple unit.....acres 1954...	95,341	28,884	37,776	1,203	27,478
59 1950....	115,520	26,059	55,364	434	33,663
60 Rented by operator of multiple unit.....acres 1954...	21,217	8,742	3,162	452	8,861
61 1950....	28,688	9,396	9,519	2	9,771
62 Subunits not included in multiple units.....operators reporting 1954...	93	22	42	2	27
63 1950....	124	21	61	...	42
64 number 1954...	132	42	56	2	32
65 1950....	228	57	101	...	70
66 Share tenants.....number 1954...	115	39	51	2	23
67 1950....	117	34	51	...	32
68 Other tenants, not croppers nor share tenants.....number 1954...	17	3	5	...	9
69 1950....	111	23	50	...	38
70 Land in subunits not included in multiple units.....acres 1954...	10,159	5,204	1,625	67	3,263
1950....	16,929	3,102	8,837	...	4,990

MULTIPLE-UNIT OPERATIONS

Economic Area Table 3.—MULTIPLE-UNIT OPERATIONS, BY TYPE OF FARM: CENSUSES OF 1954 AND 1950—Continued

Item (For definitions and explanations, see text)	Area 2				
	Total	Type of farm			
		Cotton	Tobacco	Cotton and tobacco	Miscellaneous
1 Multiple-unit operations.....number 1954...	310	...	225	...	85
2	450	...	325	...	125
3 Subunits in multiple-unit operations.....total number 1954...	774	...	575	...	199
4	1,115	...	821	...	294
5 Home farms.....number 1954...	301	...	216	...	85
6	429	...	308	...	121
7 Cropper farms.....number 1954...	473	...	359	...	114
8	686	...	513	...	173
9 Land in multiple-unit operations....total acres 1954...	100,353	...	64,164	...	36,189
10	117,335	...	72,414	...	44,921
11 Home farms.....acres 1954...	84,612	...	54,879	...	29,733
12	93,642	...	59,482	...	34,160
13 Cropper farms.....acres 1954...	15,741	...	9,285	...	6,456
14	23,693	...	12,932	...	10,761
15 Cropland harvested.....total acres 1954...	52,520	...	31,137	...	21,383
16	56,783	...	35,329	...	21,454
17 Corn harvested for grain.....multiple units reporting 1954...	296	...	215	...	81
18	397	...	297	...	100
19 subunits reporting 1954...	509	...	373	...	136
20	685	...	523	...	162
21 acres 1954...	24,861	...	15,153	...	9,728
22	24,486	...	15,335	...	9,151
23 bushels 1954...	950,308	...	594,508	...	355,800
24	889,241	...	560,892	...	328,349
25 Cotton harvested.....multiple units reporting 1954...
26
27 subunits reporting 1954...
28
29 acres 1954...
30
31 bales 1954...
32
33 Tobacco harvested.....multiple units reporting 1954...	279	...	225	...	54
34	389	...	325	...	64
35 subunits reporting 1954...	555	...	468	...	87
36	694	...	606	...	88
37 acres 1954...	1,792	...	1,566	...	226
38	2,310	...	2,125	...	185
39 pounds 1954...	2,211,820	...	1,942,654	...	269,166
40	2,510,171	...	2,289,003	...	221,168
41 Peanuts harvested for picking or threshing.....multiple units reporting 1954...
42
43 subunits reporting 1954...
44
45 acres 1954...
46
47 pounds 1954...
48
49 Horses and/or mules....multiple units reporting 1954...	218	...	167	...	51
50	368	...	275	...	93
51 number 1954...	670	...	500	...	170
52	1,544	...	1,088	...	456
53 Landlord-tenant operations containing multiple units: All subunits including home farm.....number 1954...	866	...	636	...	230
54	1,294	...	947	...	347
55 Land in all subunits including home farm.....acres 1954...	107,769	...	69,156	...	38,613
56	134,369	...	83,092	...	51,277
57 Owned by operator of multiple unit..acres 1954...	78,851	...	53,070	...	25,781
58	107,047	...	66,701	...	40,346
59 Rented by operator of multiple unit.....acres 1954...	28,918	...	16,086	...	12,832
60	27,322	...	16,391	...	10,931
61 Subunits not included in multiple units.....operators reporting 1954...	54	...	36	...	18
62	102	...	66	...	36
63 number 1954...	92	...	61	...	31
64	179	...	126	...	53
65 Share tenants.....number 1954...	70	...	49	...	21
66	85	...	55	...	30
67 Other tenants, not croppers nor share tenants.....number 1954...	22	...	12	...	10
68	94	...	71	...	23
69 Land in subunits not included in multiple units.....acres 1954...	7,416	...	4,992	...	2,424
70	17,034	...	10,678	...	6,356

Economic Area Table 3.—MULTIPLE-UNIT OPERATIONS, BY TYPE OF FARM: CENSUSES OF 1954 AND 1950—Continued

Item (For definitions and explanations, see text)	Area 3a				
	Total	Type of farm			
		Cotton	Tobacco	Cotton and tobacco	Miscellaneous
1 Multiple-unit operations.....number 1954...	606	...	482	...	124
2 1950...	691	...	513	...	178
3 Subunits in multiple-unit operations.....total number 1954...	1,381	...	1,119	...	262
4 1950...	1,564	...	1,181	...	383
5 Home farms.....number 1954...	596	...	475	...	121
6 1950...	678	...	508	...	170
7 Cropper farms.....number 1954...	785	...	644	...	141
8 1950...	886	...	673	...	213
9 Land in multiple-unit operations....total acres 1954...	166,224	...	133,536	...	32,688
10 1950...	186,332	...	136,003	...	50,329
11 Home farms.....acres 1954...	147,837	...	120,120	...	27,717
12 1950...	159,923	...	120,822	...	39,061
13 Cropper farms.....acres 1954...	18,387	...	13,416	...	4,971
14 1950...	26,409	...	15,141	...	11,268
15 Cropland harvested.....total acres 1954...	48,270	...	36,156	...	12,114
16 1949...	56,018	...	38,861	...	17,157
17 Corn harvested for grain.....multiple units reporting 1954...	560	...	440	...	120
18 1949...	647	...	491	...	156
19 subunits reporting 1954...	860	...	679	...	181
20 1949...	1,011	...	780	...	231
21 acres 1954...	22,252	...	16,493	...	5,759
22 1949...	24,305	...	17,308	...	6,997
23 bushels 1954...	687,019	...	516,893	...	170,126
24 1949...	718,959	...	507,615	...	211,344
25 Cotton harvested.....multiple units reporting 1954...
26 1949...
27 subunits reporting 1954...
28 1949...
29 acres 1954...
30 1949...
31 bales 1954...
32 1949...
33 Tobacco harvested.... multiple units reporting 1954...	538	...	482	...	56
34 1949...	577	...	513	...	64
35 subunits reporting 1954...	931	...	859	...	72
36 1949...	913	...	839	...	74
37 acres 1954...	2,119	...	2,012	...	107
38 1949...	2,354	...	2,256	...	98
39 pounds 1954...	3,016,582	...	2,868,215	...	148,367
40 1949...	2,585,986	...	2,476,007	...	109,979
41 Peanuts harvested for picking or threshing.....multiple units reporting 1954...
42 1949...
43 subunits reporting 1954...
44 1949...
45 acres 1954...
46 1949...
47 pounds 1954...
48 1949...
49 Horses and/or mules....multiple units reporting 1954...	455	...	388	...	67
50 1950...	584	...	455	...	129
51 number 1954...	1,211	...	985	...	226
52 1950...	2,069	...	1,599	...	470
53 Landlord-tenant operations containing multiple units: All subunits including home farm.....number 1954...	1,530	...	1,229	...	301
54 1950...	1,762	...	1,299	...	463
55 Land in all subunits including home farm.....acres 1954...	171,959	...	137,614	...	34,345
56 1950...	194,957	...	139,815	...	55,142
57 Owned by operator of multiple unit..acres 1954...	159,897	...	128,366	...	31,531
58 1950...	175,993	...	127,822	...	48,171
59 Rented by operator of multiple unit.....acres 1954...	12,062	...	9,248	...	2,814
60 1950...	18,964	...	11,993	...	6,971
61 Subunits not included in multiple units.....operators reporting 1954...	105	...	75	...	30
62 1950...	135	...	94	...	41
63 number 1954...	149	...	110	...	39
64 1950...	198	...	118	...	80
65 Share tenants.....number 1954...	124	...	91	...	33
66 1950...	76	...	49	...	27
67 Other tenants, not croppers nor share tenants.....number 1954...	25	...	19	...	6
68 1950...	122	...	69	...	53
69 Land in subunits not included in multiple units.....acres 1954...	5,735	...	4,078	...	1,657
70 1950...	8,625	...	3,812	...	4,813

MULTIPLE-UNIT OPERATIONS

Economic Area Table 3.—MULTIPLE-UNIT OPERATIONS, BY TYPE OF FARM: CENSUSES OF 1954 AND 1950—Continued

Item (For definitions and explanations, see text)	Area 3b				
	Total	Type of farm			
		Cotton	Tobacco	Cotton and tobacco	Miscellaneous ¹
1 Multiple-unit operations.....number 1954...	976	...	876	...	100
2 1950...	1,058	...	982	...	76
3 Subunits in multiple-unit operations.....total number 1954...	2,216	...	2,008	...	208
4 1950...	2,398	...	2,228	...	165
5 Home farms.....number 1954...	951	...	852	...	99
6 1950...	1,040	...	966	...	74
7 Cropper farms.....number 1954...	1,265	...	1,156	...	109
8 1950...	1,353	...	1,262	...	91
9 Land in multiple-unit operations....total acres 1954...	174,009	...	151,374	...	22,635
10 1950...	165,399	...	167,253	...	18,144
11 Home farms.....acres 1954...	145,616	...	126,732	...	19,884
12 1950...	152,812	...	137,715	...	15,097
13 Cropper farms.....acres 1954...	27,393	...	24,642	...	2,751
14 1950...	32,567	...	29,540	...	3,047
15 Cropland harvested.....total acres 1954...	52,495	...	42,972	...	9,523
16 1949...	59,344	...	52,134	...	7,210
17 Corn harvested for grain.....multiple units reporting 1954...	873	...	766	...	87
18 1949...	978	...	913	...	65
19 subunits reporting 1954...	1,258	...	1,157	...	101
20 1949...	1,302	...	1,412	...	90
21 acres 1954...	20,467	...	17,678	...	2,789
22 1949...	24,671	...	22,341	...	2,330
23 bushels 1954...	638,165	...	557,755	...	80,410
24 1949...	901,971	...	806,047	...	95,924
25 Cotton harvested.....multiple units reporting 1954...
26 1949...
27 subunits reporting 1954...
28 1949...
29 acres 1954...
30 1949...
31 bales 1954...
32 1949...
33 Tobacco harvested.....multiple units reporting 1954...	942	...	876	...	66
34 1949...	1,028	...	982	...	46
35 subunits reporting 1954...	1,526	...	1,449	...	77
36 1949...	1,668	...	1,613	...	55
37 acres 1954...	3,212	...	3,093	...	119
38 1949...	3,801	...	3,725	...	76
39 pounds 1954...	5,060,303	...	4,867,862	...	192,441
40 1949...	4,553,085	...	4,444,477	...	108,608
41 Peanuts harvested for picking or threshing.....multiple units reporting 1954...	1	1
42 1949...
43 subunits reporting 1954...	1	1
44 1949...
45 acres 1954...	1	1
46 1949...
47 pounds 1954...	1,000	1,000
48 1949...
49 Horses and/or mules....multiple units reporting 1954...	733	...	675	...	58
50 1950...	898	...	846	...	52
51 number 1954...	1,784	...	1,670	...	114
52 1950...	2,916	...	2,736	...	180
53 Landlord-tenant operations containing multiple units: All subunits including home farm.....number 1954...	2,408	...	2,180	...	228
54 1950...	2,643	...	2,453	...	190
55 Land in all subunits including home farm.....acres 1954...	182,179	...	158,318	...	22,861
56 1950...	194,073	...	175,247	...	18,826
57 Owned by operator of multiple unit.....acres 1954...	170,300	...	149,309	...	20,991
58 1950...	180,080	...	163,667	...	16,413
59 Rented by operator of multiple unit.....acres 1954...	11,879	...	10,009	...	1,870
60 1950...	13,993	...	11,580	...	2,413
61 Subunits not included in multiple units.....operators reporting 1954...	155	...	137	...	18
62 1950...	197	...	177	...	20
63 number 1954...	192	...	172	...	20
64 1950...	250	...	225	...	25
65 Share tenants.....number 1954...	154	...	140	...	14
66 1950...	112	...	102	...	10
67 Other tenants, not croppers nor share tenants.....number 1954...	38	...	32	...	6
68 1950...	138	...	123	...	15
69 Land in subunits not included in multiple units.....acres 1954...	8,170	...	7,944	...	226
70 1950...	8,674	...	7,992	...	682

¹For 1954, includes one "tobacco and peanut" farm.

Economic Area Table 3.—MULTIPLE-UNIT OPERATIONS, BY TYPE OF FARM: CENSUSES OF 1954 AND 1950—Continued

Item (For definitions and explanations, see text)		Area 4				
		Total	Type of farm			
			Cotton	Tobacco	Cotton and tobacco	Miscellaneous
1	Multiple-unit operations.....number	1,812	...	1,674	...	138
2	1950...	2,059	...	1,861	...	198
3	Subunits in multiple-unit operations.....total number	4,284	...	3,977	...	307
4	1950...	4,856	...	4,418	...	440
5	Home farms.....number	1,777	...	1,640	...	137
6	1950...	2,006	...	1,812	...	194
7	Cropper farms.....number	2,507	...	2,337	...	170
8	1950...	2,652	...	2,606	...	246
9	Land in multiple-unit operations....total acres	441,438	...	400,620	...	40,818
10	1950...	476,616	...	425,390	...	51,226
11	Home farms.....acres	389,190	...	352,403	...	36,787
12	1950...	404,642	...	360,125	...	44,517
13	Cropper farms.....acres	52,248	...	48,217	...	4,031
14	1950...	71,974	...	65,265	...	6,709
15	Cropland harvested.....total acres	185,308	...	164,723	...	20,585
16	1949...	188,909	...	166,797	...	22,112
17	Corn harvested for grain.....multiple units reporting	1,709	...	1,579	...	130
18	1949...	1,942	...	1,766	...	176
19	subunits reporting	2,991	...	2,778	...	213
20	1949...	3,331	...	3,062	...	269
21	acres	71,913	...	65,002	...	6,911
22	1949...	79,762	...	71,168	...	8,594
23	bushels	2,205,347	...	2,016,303	...	189,044
24	1949...	2,985,905	...	2,690,150	...	295,755
25	Cotton harvested.....multiple units reporting
26	1949...
27	subunits reporting
28	1949...
29	acres
30	1949...
31	bales
32	1949...
33	Tobacco harvested.....multiple units reporting	1,784	...	1,674	...	110
34	1949...	1,998	...	1,861	...	137
35	subunits reporting	3,256	...	3,097	...	159
36	1949...	3,413	...	3,224	...	189
37	acres	9,818	...	9,549	...	269
38	1949...	10,825	...	10,558	...	267
39	pounds	13,860,801	...	13,425,665	...	435,136
40	1949...	13,438,168	...	13,033,814	...	404,354
41	Peanuts harvested for picking or threshing.....multiple units reporting
42	1949...
43	subunits reporting
44	1949...
45	acres
46	1949...
47	pounds
48	1949...
49	Horses and/or mules....multiple units reporting	1,400	...	1,309	...	91
50	1950...	1,777	...	1,623	...	154
51	number	3,545	...	3,323	...	222
52	1950...	6,023	...	5,485	...	540
53	Landlord-tenant operations containing multiple units:					
54	All subunits including home farm.....number	4,573	...	4,233	...	340
55	1950...	5,307	...	4,813	...	494
56	Land in all subunits including home farm.....acres	458,242	...	416,023	...	42,219
57	1950...	503,045	...	449,192	...	53,853
58	Owned by operator of multiple unit.....acres	405,182	...	368,743	...	36,439
59	1950...	451,068	...	400,179	...	50,889
60	Rented by operator of multiple unit.....acres	53,060	...	47,280	...	5,780
61	1950...	51,977	...	49,013	...	2,964
62	Subunits not included in multiple units.....operators reporting	230	...	203	...	27
63	1950...	335	...	291	...	44
64	number	289	...	256	...	33
65	1950...	449	...	395	...	54
66	Share tenants.....number	246	...	218	...	28
67	1950...	222	...	198	...	24
68	Other tenants, not croppers nor share tenants.....number	43	...	38	...	5
69	1950...	227	...	197	...	30
70	Land in subunits not included in multiple units.....acres	16,804	...	15,403	...	1,401
71	1950...	26,429	...	23,802	...	2,627

MULTIPLE-UNIT OPERATIONS

Economic Area Table 3.—MULTIPLE-UNIT OPERATIONS, BY TYPE OF FARM: CENSUSES OF 1954 AND 1950—Continued

	Item (For definitions and explanations, see text)	Area 5				
		Total	Type of farm			
			Cotton	Tobacco	Cotton and tobacco	Miscellaneous
1	Multiple-unit operations.....number 1954...	2,153	...	1,965	...	188
2	1950...	2,320	...	2,000	...	320
3	Subunits in multiple-unit operations.....total number 1954...	4,919	...	4,499	...	420
4	1950...	5,220	...	4,531	...	689
5	Home farms.....number 1954...	2,116	...	1,931	...	185
6	1950...	2,286	...	1,974	...	313
7	Cropper farms.....number 1954...	2,803	...	2,568	...	235
8	1950...	2,931	...	2,537	...	374
9	Land in multiple-unit operations....total acres 1954...	427,119	...	385,126	...	41,993
10	1950...	442,169	...	372,480	...	69,689
11	Home farms.....acres 1954...	371,954	...	336,160	...	35,794
12	1950...	373,128	...	313,232	...	59,836
13	Cropper farms.....acres 1954...	55,165	...	48,966	...	6,199
14	1950...	69,041	...	59,188	...	9,853
15	Cropland harvested.....total acres 1954...	110,322	...	96,598	...	13,724
16	1949...	121,956	...	100,398	...	21,558
17	Corn harvested for grain.....multiple units reporting 1954...	1,915	...	1,746	...	169
18	1949...	2,087	...	1,822	...	265
19	subunits reporting 1954...	2,901	...	2,631	...	270
20	1949...	3,168	...	2,770	...	398
21	acres 1954...	43,209	...	37,893	...	5,316
22	1949...	49,277	...	41,370	...	7,907
23	bushels 1954...	1,426,902	...	1,261,781	...	165,121
24	1949...	1,622,775	...	1,372,616	...	250,759
25	Cotton harvested.....multiple units reporting 1954...
26	1949...
27	subunits reporting 1954...
28	1949...
29	acres 1954...
30	1949...
31	bales 1954...
32	1949...
33	Tobacco harvested.....multiple units reporting 1954...	2,075	...	1,965	...	110
34	1949...	2,195	...	2,000	...	195
35	subunits reporting 1954...	3,418	...	3,263	...	155
36	1949...	3,380	...	3,134	...	246
37	acres 1954...	6,195	...	6,018	...	177
38	1949...	6,241	...	5,993	...	248
39	pounds 1954...	9,765,806	...	9,465,454	...	300,352
40	1949...	7,934,865	...	7,545,950	...	388,915
41	Peanuts harvested for picking or threshing.....multiple units reporting 1954...
42	1949...
43	subunits reporting 1954...
44	1949...
45	acres 1954...
46	1949...
47	pounds 1954...
48	1949...
49	Horses and/or mules....multiple units reporting 1954...	1,731	...	1,601	...	130
50	1950...	1,933	...	1,678	...	255
51	number 1954...	4,423	...	4,078	...	345
52	1950...	6,210	...	5,365	...	845
53	Landlord-tenant operations containing multiple units:					
54	All subunits including home farm.....number 1954...	5,422	...	4,915	...	507
55	1950...	5,871	...	5,052	...	819
56	Land in all subunits including home farm.....acres 1954...	445,097	...	400,045	...	45,052
57	1950...	463,228	...	390,014	...	73,214
58	Owned by operator of multiple unit..acres 1954...	416,508	...	374,106	...	42,402
59	1950...	426,857	...	359,687	...	67,170
60	Rented by operator of multiple unit.....acres 1954...	28,589	...	25,939	...	2,650
61	1950...	36,371	...	30,327	...	6,044
62	Subunits not included in multiple units.....operators reporting 1954...	348	...	297	...	51
63	1950...	485	...	385	...	100
64	number 1954...	503	...	416	...	87
65	1950...	651	...	521	...	130
66	Share tenants.....number 1954...	409	...	332	...	77
67	1950...	257	...	213	...	44
68	Other tenants, not croppers nor share tenants.....number 1954...	94	...	84	...	10
69	1950...	394	...	308	...	86
70	Land in subunits not included in multiple units.....acres 1954...	17,978	...	14,919	...	3,059
	1950...	21,059	...	17,534	...	3,525

Economic Area Table 3.—MULTIPLE-UNIT OPERATIONS, BY TYPE OF FARM: CENSUSES OF 1954 AND 1950—Continued

Item (For definitions and explanations, see text)		Areas 6, A, and B				
		Total	Type of farm			
			Cotton	Tobacco	Cotton and tobacco	Miscellaneous
1	Multiple-unit operations.....number 1954...	3,121	...	3,010	...	111
2	1950...	3,591	...	3,414	...	177
3	Subunits in multiple-unit operations.....total number 1954...	7,394	...	7,161	...	233
4	1950...	8,498	...	8,116	...	382
5	Home farms.....number 1954...	3,059	...	2,948	...	111
6	1950...	3,493	...	3,317	...	176
7	Cropper farms.....number 1954...	4,335	...	4,213	...	122
8	1950...	5,005	...	4,799	...	206
9	Land in multiple-unit operations....total acres 1954...	690,830	...	665,904	...	24,926
10	1950...	776,137	...	734,861	...	41,256
11	Home farms.....acres 1954...	610,425	...	588,224	...	22,201
12	1950...	669,544	...	635,442	...	34,102
13	Cropper farms.....acres 1954...	80,405	...	77,680	...	2,725
14	1950...	106,593	...	99,439	...	7,154
15	Cropland harvested.....total acres 1954...	160,929	...	153,029	...	7,900
16	1949...	194,851	...	180,198	...	14,653
17	Corn harvested for grain.....multiple units reporting 1954...	2,506	...	2,425	...	81
18	1949...	2,968	...	2,857	...	111
19	subunits reporting 1954...	3,535	...	3,436	...	99
20	1949...	4,426	...	4,274	...	152
21	acres 1954...	40,534	...	38,947	...	1,587
22	1949...	54,116	...	50,466	...	3,650
23	bushels 1954...	1,457,232	...	1,403,525	...	53,707
24	1949...	2,437,857	...	2,285,697	...	152,160
25	Cotton harvested.....multiple units reporting 1954...
26	1949...
27	subunits reporting 1954...
28	1949...
29	acres 1954...
30	1949...
31	bales 1954...
32	1949...
33	Tobacco harvested.....multiple units reporting 1954...	3,052	...	3,010	...	42
34	1949...	3,478	...	3,414	...	64
35	subunits reporting 1954...	5,368	...	5,316	...	52
36	1949...	5,913	...	5,833	...	80
37	acres 1954...	17,376	...	17,280	...	96
38	1949...	20,831	...	20,694	...	137
39	pounds 1954...	27,138,417	...	26,973,811	...	164,606
40	1949...	28,291,957	...	28,090,558	...	201,399
41	Peanuts harvested for picking or threshing.....multiple units reporting 1954...
42	1949...
43	subunits reporting 1954...
44	1949...
45	acres 1954...
46	1949...
47	pounds 1954...
48	1949...
49	Horses and/or mules....multiple units reporting 1954...	2,489	...	2,424	...	65
50	1950...	3,123	...	2,998	...	125
51	number 1954...	7,961	...	7,796	...	165
52	1950...	12,611	...	12,173	...	438
53	Landlord-tenant operations containing multiple units:					
54	All subunits including home farm.....number 1954...	8,421	...	8,103	...	318
55	1950...	9,860	...	9,361	...	499
56	Land in all subunits including home farm.....acres 1954...	734,694	...	707,620	...	27,064
57	1950...	826,231	...	779,786	...	46,445
58	Owned by operator of multiple unit..acres 1954...	663,203	...	639,377	...	23,826
59	1950...	753,790	...	711,594	...	42,196
60	Rented by operator of multiple unit.....acres 1954...	71,481	...	68,243	...	3,238
61	1950...	72,441	...	68,192	...	4,249
62	Subunits not included in multiple units.....operators reporting 1954...	665	...	611	...	54
63	1950...	866	...	799	...	67
64	number 1954...	1,027	...	942	...	85
65	1950...	1,362	...	1,245	...	117
66	Share tenants.....number 1954...	899	...	829	...	70
67	1950...	691	...	624	...	67
68	Other tenants, not croppers nor share tenants.....number 1954...	128	...	113	...	15
69	1950...	671	...	621	...	50
70	Land in subunits not included in multiple units.....acres 1954...	43,854	...	41,716	...	2,138
	1950...	50,094	...	44,905	...	5,189

MULTIPLE-UNIT OPERATIONS

Economic Area Table 3.—MULTIPLE-UNIT OPERATIONS, BY TYPE OF FARM: CENSUSES OF 1954 AND 1950—Continued

Item (For definitions and explanations, see text)		Area 7				
		Total	Type of farm			
			Cotton	Tobacco	Cotton and tobacco	Miscellaneous
1	Multiple-unit operations.....number 1954...	942	...	915	...	27
2	1950...	1,032	...	989	...	43
3	Subunits in multiple-unit operations.....total number 1954...	2,267	...	2,204	...	63
4	1950...	2,574	...	2,480	...	94
5	Home farms.....number 1954...	928	...	901	...	27
6	1950...	1,001	...	961	...	40
7	Cropper farms.....number 1954...	1,339	...	1,303	...	36
8	1950...	1,573	...	1,519	...	54
9	Land in multiple-unit operations....total acres 1954...	252,082	...	236,668	...	15,414
10	1950...	289,017	...	276,651	...	12,366
11	Home farms.....acres 1954...	233,503	...	216,595	...	14,908
12	1950...	261,689	...	250,943	...	10,746
13	Cropper farms.....acres 1954...	18,579	...	18,073	...	506
14	1950...	27,328	...	25,708	...	1,620
15	Cropland harvested.....total acres 1954...	68,226	...	62,343	...	5,883
16	1949...	79,311	...	74,826	...	4,485
17	Corn harvested for grain.....multiple units reporting 1954...	634	...	616	...	18
18	1949...	720	...	700	...	20
19	subunits reporting 1954...	793	...	773	...	20
20	1949...	982	...	957	...	25
21	acres 1954...	9,891	...	9,385	...	506
22	1949...	12,417	...	12,081	...	336
23	bushels 1954...	386,996	...	363,361	...	23,635
24	1949...	571,234	...	555,486	...	15,748
25	Cotton harvested.....multiple units reporting 1954...
26	1949...
27	subunits reporting 1954...
28	1949...
29	acres 1954...
30	1949...
31	bales 1954...
32	1949...
33	Tobacco harvested.....multiple units reporting 1954...	926	...	915	...	11
34	1949...	1,001	...	989	...	12
35	subunits reporting 1954...	1,586	...	1,570	...	16
36	1949...	1,800	...	1,786	...	14
37	acres 1954...	7,506	...	7,434	...	72
38	1949...	9,898	...	9,865	...	33
39	pounds 1954...	12,191,206	...	12,066,614	...	124,592
40	1949...	14,521,015	...	14,464,539	...	56,476
41	Peanuts harvested for picking or threshing.....multiple units reporting 1954...
42	1949...
43	subunits reporting 1954...
44	1949...
45	acres 1954...
46	1949...
47	pounds 1954...
48	1949...
49	Horses and/or mules....multiple units reporting 1954...	684	...	666	...	18
50	1950...	843	...	816	...	27
51	number 1954...	2,993	...	2,849	...	144
52	1950...	4,134	...	3,995	...	139
53	Landlord-tenant operations containing multiple units:					
54	All subunits including home farm.....number 1954...	2,704	...	2,591	...	113
55	1950...	3,102	...	2,950	...	152
56	Land in all subunits including home farm.....acres 1954...	267,031	...	250,448	...	16,583
57	1950...	312,418	...	297,609	...	14,809
58	Owned by operator of multiple unit..acres 1954...	228,575	...	215,475	...	13,100
59	1950...	265,887	...	251,996	...	13,891
60	Rented by operator of multiple unit.....acres 1954...	38,456	...	34,973	...	3,483
61	1950...	46,531	...	45,613	...	918
62	Subunits not included in multiple units.....operators reporting 1954...	259	...	241	...	18
63	1950...	312	...	287	...	25
64	number 1954...	437	...	387	...	50
65	1950...	528	...	470	...	58
66	Share tenants.....number 1954...	371	...	331	...	40
67	1950...	256	...	232	...	24
68	Other tenants, not croppers nor share tenants.....number 1954...	66	...	56	...	10
69	1950...	272	...	238	...	34
70	Land in subunits not included in multiple units.....acres 1954...	14,949	...	13,780	...	1,169
71	1950...	23,401	...	20,958	...	2,443

Economic Area Table 3.—MULTIPLE-UNIT OPERATIONS, BY TYPE OF FARM: CENSUSES OF 1954 AND 1950—Continued

Item (For definitions and explanations, see text)		Areas 8 and C ¹				
		Total	Type of farm			
			Cotton	Tobacco	Cotton and tobacco	Miscellaneous
1	Multiple-unit operations.....number 1954...	1,037	...	894	...	143
2	1950...	836	...	689	...	147
3	Subunits in multiple-unit operations.....total number 1954...	2,289	...	1,979	...	310
4	1950...	1,854	...	1,519	...	315
5	Home farms.....number 1954...	1,019	...	880	...	139
6	1950...	831	...	684	...	147
7	Cropper farms.....number 1954...	1,270	...	1,099	...	171
8	1950...	1,003	...	835	...	168
9	Land in multiple-unit operations....total acres 1954...	201,081	...	172,174	...	28,907
10	1950...	168,239	...	141,821	...	26,418
11	Home farms.....acres 1954...	178,881	...	153,765	...	25,116
12	1950...	144,326	...	121,907	...	22,419
13	Cropper farms.....acres 1954...	22,200	...	18,409	...	3,791
14	1950...	23,913	...	19,914	...	3,999
15	Cropland harvested.....total acres 1954...	30,692	...	24,775	...	5,917
16	1949...	26,810	...	21,956	...	4,854
17	Corn harvested for grain.....multiple units reporting 1954...	920	...	788	...	132
18	1949...	715	...	596	...	119
19	subunits reporting 1954...	1,403	...	1,197	...	206
20	1949...	1,124	...	946	...	178
21	acres 1954...	11,046	...	8,587	...	2,459
22	1949...	9,764	...	8,135	...	1,629
23	bushels 1954...	440,409	...	341,334	...	99,075
24	1949...	337,852	...	283,812	...	54,040
25	Cotton harvested.....multiple units reporting 1954...
26	1949...
27	subunits reporting 1954...
28	1949...
29	acres 1954...
30	1949...
31	bales 1954...
32	1949...
33	Tobacco harvested.....multiple units reporting 1954...	940	...	894	...	46
34	1949...	717	...	689	...	28
35	subunits reporting 1954...	1,374	...	1,323	...	51
36	1949...	1,045	...	1,014	...	31
37	acres 1954...	2,262	...	2,214	...	48
38	1949...	1,869	...	1,847	...	22
39	pounds 1954...	3,539,108	...	3,465,714	...	73,394
40	1949...	2,524,712	...	2,484,712	...	40,000
41	Peanuts harvested for picking or threshing.....multiple units reporting 1954...
42	1949...
43	subunits reporting 1954...
44	1949...
45	acres 1954...
46	1949...
47	pounds 1954...
48	1949...
49	Horses and/or mules....multiple units reporting 1954...	847	...	752	...	95
50	1950...	697	...	586	...	111
51	number 1954...	1,920	...	1,696	...	224
52	1950...	1,938	...	1,674	...	264
53	Landlord-tenant operations containing multiple units: All subunits including home farm.....number 1954...	2,627	...	2,185	...	442
54	1950...	2,052	...	1,687	...	365
55	Land in all subunits including home farm.....acres 1954...	217,188	...	180,508	...	36,680
56	1950...	172,416	...	144,969	...	27,447
57	Owned by operator of multiple unit.....acres 1954...	209,673	...	174,052	...	35,621
58	1950...	165,254	...	139,040	...	26,214
59	Rented by operator of multiple unit.....acres 1954...	7,515	...	6,456	...	1,059
60	1950...	7,162	...	5,929	...	1,233
61	Subunits not included in multiple units.....operators reporting 1954...	180	...	141	...	39
62	1950...	163	...	129	...	34
63	number 1954...	338	...	206	...	132
64	1950...	218	...	168	...	50
65	Share tenants.....number 1954...	210	...	155	...	55
66	1950...	92	...	75	...	17
67	Other tenants, not croppers nor share tenants.....number 1954...	128	...	51	...	77
68	1950...	126	...	93	...	33
69	Land in subunits not included in multiple units.....acres 1954...	16,107	...	8,334	...	7,773
70	1950...	4,177	...	3,148	...	1,029

¹Data for 1950 do not include reports for Magoffin County which was included in the 1954 multiple-unit area. See text.

MULTIPLE-UNIT OPERATIONS

Economic Area Table 4.—MULTIPLE-UNIT OPERATIONS, BY ACRES OF CROPLAND HARVESTED: CENSUSES OF 1954 AND 1950

Item (For definitions and explanations, see text)	Total	Total, selected areas ¹								
		Acres of cropland harvested								
		None	Under 20 acres	20 to 29 acres	30 to 49 acres	50 to 99 acres	100 to 199 acres	200 to 499 acres	500 acres and over	
1 Multiple-unit operations.....number 1954...	11,372	11	2,872	1,467	2,252	2,665	1,449	575	81	
2 1950...	12,536	79	2,466	1,626	2,689	3,383	1,663	556	74	
3 Subunits in multiple-unit operations.....total number 1954...	26,591	22	6,023	3,155	4,990	6,175	3,803	1,904	519	
4 1950...	29,348	168	5,081	3,598	5,849	7,797	4,521	2,059	475	
5 Home farms.....number 1954...	11,152	10	2,811	1,443	2,207	2,616	1,418	567	80	
6 1950...	12,256	72	2,387	1,585	2,633	3,331	1,632	543	73	
7 Cropper farms.....number 1954...	15,439	12	3,212	1,712	2,783	3,559	2,385	1,337	439	
8 1950...	17,092	96	2,694	1,813	3,216	4,466	2,809	1,516	402	
9 Land in multiple-unit operations....total acres 1954...	2,559,535	740	278,660	210,368	395,394	638,893	550,098	371,906	113,476	
10 1950...	2,768,523	13,167	233,992	213,120	447,844	791,966	607,699	359,283	99,452	
11 Home farms.....acres 1954...	2,255,116	648	250,114	184,208	342,609	551,612	485,202	337,272	103,451	
12 1950...	2,363,739	8,042	203,323	181,830	375,144	673,407	523,630	309,170	89,191	
13 Cropper farms.....acres 1954...	304,419	92	28,546	26,160	52,785	87,281	64,896	34,634	10,025	
14 1950...	404,784	5,125	30,667	33,290	72,700	118,559	84,069	50,113	10,261	
15 Cropland harvested.....total acres 1954...	756,474	...	29,230	35,989	87,143	186,942	196,104	161,323	60,143	
16 1949...	639,734	...	26,433	39,583	104,286	236,042	223,759	155,532	34,097	
17 Corn harvested for grain.....multiple units reporting 1954...	9,788	...	1,947	1,312	2,053	2,486	1,372	543	75	
18 1949...	10,900	...	1,670	1,431	2,448	3,184	1,579	521	67	
19 subunits reporting 1954...	14,816	...	2,296	1,706	2,926	3,974	2,489	1,299	226	
20 1949...	16,951	...	1,976	1,861	3,501	5,171	3,000	1,240	202	
21 acres 1954...	262,409	...	11,937	14,515	34,168	67,273	67,797	51,329	15,390	
22 1949...	300,605	...	11,124	16,169	40,407	90,305	80,622	50,147	11,631	
23 bushels 1954...	8,659,936	...	379,372	457,219	1,112,064	2,171,760	2,253,776	1,754,318	531,427	
24 1949...	11,186,544	...	350,754	577,783	1,426,218	3,286,736	3,103,792	1,981,711	459,550	
25 Cotton harvested.....multiple units reporting 1954...	135	...	10	4	10	24	36	37	14	
26 1949...	138	...	4	8	10	31	36	35	14	
27 subunits reporting 1954...	366	...	12	4	20	29	70	124	107	
28 1949...	407	...	4	9	15	53	85	134	107	
29 acres 1954...	5,600	...	53	22	199	198	1,010	2,189	1,929	
30 1949...	8,445	...	19	51	185	685	1,648	3,033	2,824	
31 bales 1954...	6,690	...	70	20	231	225	1,243	2,529	2,372	
32 1949...	7,509	...	14	38	136	606	1,533	2,745	2,437	
33 Tobacco harvested.....multiple units reporting 1954...	10,788	...	2,634	1,401	2,172	2,595	1,395	527	64	
34 1949...	11,683	...	2,233	1,532	2,577	3,223	1,556	503	59	
35 subunits reporting 1954...	18,378	...	3,438	2,035	3,519	4,612	2,962	1,454	358	
36 1949...	19,247	...	2,777	2,129	3,872	5,515	3,218	1,454	282	
37 acres 1954...	51,389	...	6,170	4,589	8,742	13,333	10,232	6,539	1,784	
38 1949...	59,595	...	5,607	5,068	10,687	17,136	12,228	7,259	1,610	
39 pounds 1954...	78,081,631	...	9,208,081	6,962,680	13,518,675	20,516,995	15,531,708	9,763,859	2,579,633	
40 1949...	77,959,847	...	7,090,098	6,529,870	13,826,937	22,482,838	16,258,385	9,589,565	2,192,154	
41 Peanuts harvested for picking or threshing.....multiple units reporting 1954...	1	...	1	
42 1949...	
43 subunits reporting 1954...	1	...	1	
44 1949...	
45 acres 1954...	1	...	1	
46 1949...	
47 pounds 1954...	1,000	...	1,000	
48 1949...	
49 Horses and/or mules....multiple units reporting 1954...	8,851	3	1,948	1,180	1,832	2,177	1,175	468	68	
50 1950...	10,632	34	1,751	1,390	2,349	3,067	1,479	500	62	
51 number 1954...	25,353	7	4,390	2,913	4,789	6,179	3,903	2,597	579	
52 1950...	39,102	126	4,344	3,998	7,731	11,487	7,156	3,560	700	
53 Landlord-tenant operations containing multiple units:										
54 All subunits including home farm.....number 1954...	29,750	27	6,786	3,484	5,504	6,894	4,248	2,181	626	
55 1950...	33,411	213	5,752	3,800	6,533	8,818	5,225	2,474	596	
56 Land in all subunits including home farm.....acres 1954...	2,700,707	882	305,531	221,446	415,466	668,319	573,874	394,645	120,544	
57 1950...	2,944,945	17,369	263,428	229,184	471,302	827,998	644,813	382,109	108,742	
58 Owned by operator of multiple unit.....acres 1954...	2,427,530	882	296,884	212,035	393,874	612,812	498,865	313,337	98,641	
59 1950...	2,641,496	16,919	254,090	221,152	440,787	746,185	551,651	321,011	89,701	
60 Rented by operator of multiple unit.....acres 1954...	273,177	...	8,647	9,411	21,592	55,507	75,009	81,308	21,703	
61 1950...	303,449	450	9,338	8,032	30,515	81,813	93,162	61,098	19,041	
62 Subunits not included in multiple units.....operators reporting 1954...	2,089	4	563	243	389	474	259	121	36	
63 1950...	2,719	25	504	322	511	721	421	175	40	
64 number 1954...	3,159	5	763	329	514	719	445	277	107	
65 1950...	4,063	45	671	402	684	1,021	704	415	121	
66 Share tenants.....number 1954...	2,598	2	640	256	412	604	398	197	89	
67 1950...	1,908	21	292	179	298	476	372	233	37	
68 Other tenants, not croppers nor share tenants.....number 1954...	561	3	123	73	102	115	47	80	18	
69 1950...	2,155	24	379	223	386	545	332	182	84	
70 Land in subunits not included in multiple units.....acres 1954...	141,172	142	28,871	11,078	20,072	29,426	23,776	22,739	7,068	
1950...	176,422	4,202	29,436	14,064	23,458	36,032	37,114	22,826	9,280	

¹Data for 1950 do not include reports for Magoffin County which was included in the 1954 multiple-unit area. See text.

Economic Area Table 4.—MULTIPLE-UNIT OPERATIONS, BY ACRES OF CROPLAND HARVESTED: CENSUSES OF 1954 AND 1950—Continued

Item (For definitions and explanations, see text)	Area 1									
	Total	Acres of cropland harvested								
		None	Under 20 acres	20 to 29 acres	30 to 49 acres	50 to 99 acres	100 to 199 acres	200 to 499 acres	500 acres and over	
1 Multiple-unit operations.....number 1954...	415	2	58	35	69	111	72	54	14	
2 1950...	499	5	41	33	77	159	120	50	14	
3 Subunits in multiple-unit operations.....total number 1954...	1,067	4	120	73	149	237	174	194	116	
4 1950...	1,292	10	83	67	160	341	300	208	123	
5 Home farms.....number 1954...	405	2	57	33	65	109	71	54	14	
6 1950...	489	5	40	32	75	156	119	48	14	
7 Cropper farms.....number 1954...	662	2	63	40	84	128	103	140	102	
8 1950...	803	5	43	35	85	185	181	160	109	
9 Land in multiple-unit operations....total acres 1954...	106,399	281	4,607	3,043	8,581	21,049	23,525	28,244	17,069	
10 1950...	127,279	940	2,622	6,777	10,122	29,361	34,043	24,866	18,548	
11 Home farms.....acres 1954...	92,098	279	4,169	2,329	6,414	17,305	21,548	24,300	15,754	
12 1950...	104,033	788	2,111	6,055	8,021	22,953	28,766	19,375	15,964	
13 Cropper farms.....acres 1954...	14,301	2	438	714	2,167	3,744	1,977	3,944	1,315	
14 1950...	23,246	152	511	722	2,101	6,408	5,277	5,491	2,584	
15 Cropland harvested.....total acres 1954...	47,712	...	658	836	2,722	7,828	10,016	15,937	9,715	
16 1949...	55,752	...	414	819	3,017	11,361	16,667	14,183	9,291	
17 Corn harvested for grain.....multiple units reporting 1954...	375	...	36	32	64	108	70	51	14	
18 1949...	446	...	25	28	70	146	113	50	14	
19 subunits reporting 1954...	566	...	44	41	86	167	104	87	37	
20 1949...	722	...	30	33	90	230	198	93	48	
21 acres 1954...	18,216	...	338	506	1,522	4,215	4,227	5,222	2,186	
22 1949...	21,857	...	217	439	1,608	5,472	7,221	4,935	1,965	
23 bushels 1954...	467,558	...	7,685	10,886	33,765	100,103	100,797	154,990	59,332	
24 1949...	720,750	...	6,331	12,459	46,940	172,210	235,463	179,871	67,476	
25 Cotton harvested.....multiple units reporting 1954...	135	...	10	4	10	24	36	37	14	
26 1949...	138	...	4	8	10	31	36	35	14	
27 subunits reporting 1954...	366	...	12	4	20	29	70	124	107	
28 1949...	407	...	4	9	15	53	85	134	107	
29 acres 1954...	5,600	...	53	22	199	198	1,010	2,189	1,929	
30 1949...	8,445	...	19	51	185	685	1,648	3,033	2,824	
31 bales 1954...	6,690	...	70	20	231	225	1,243	2,529	2,372	
32 1949...	7,509	...	14	38	136	606	1,533	2,745	2,437	
33 Tobacco harvested.....multiple units reporting 1954...	252	...	35	24	50	88	41	14	...	
34 1949...	300	...	24	23	56	109	74	14	...	
35 subunits reporting 1954...	364	...	38	29	71	132	65	29	...	
36 1949...	421	...	25	24	66	147	124	35	...	
37 acres 1954...	1,109	...	65	76	189	450	215	114	...	
38 1949...	1,466	...	37	55	208	555	492	119	...	
39 pounds 1954...	1,297,588	...	76,371	85,300	211,504	531,293	247,720	145,400	...	
40 1949...	1,609,888	...	47,031	58,573	222,272	615,455	540,475	126,082	...	
41 Peanuts harvested for picking or threshing.....multiple units reporting 1954...	
42 1949...	
43 subunits reporting 1954...	
44 1949...	
45 acres 1954...	
46 1949...	
47 pounds 1954...	
48 1949...	
49 Horses and/or mules....multiple units reporting 1954...	294	2	29	23	54	87	48	39	12	
50 1950...	409	2	19	25	64	133	110	45	11	
51 number 1954...	846	5	61	47	120	199	138	184	92	
52 1950...	1,655	10	52	88	199	456	400	289	161	
53 Landlord-tenant operations containing multiple units:										
54 All subunits including home farm.....number 1954...	1,199	7	144	77	173	258	195	209	136	
55 1950...	1,520	12	102	80	184	384	354	245	159	
56 Land in all subunits including home farm.....acres 1954...	116,558	370	5,478	3,142	9,305	21,965	25,321	32,252	18,725	
57 1950...	144,208	1,244	3,292	7,534	10,838	31,185	39,934	27,554	22,627	
58 Owned by operator of multiple unit..acres 1954...	95,341	370	5,293	3,079	8,450	20,181	20,792	22,516	14,660	
59 1950...	115,520	1,189	3,292	7,460	10,080	27,629	27,629	19,556	18,424	
60 Rented by operator of multiple unit.....acres 1954...	21,217	...	185	63	855	1,784	4,529	9,736	4,065	
61 1950...	28,688	55	...	74	758	3,295	12,305	7,998	4,203	
62 Subunits not included in multiple units.....operators reporting 1954...	93	2	19	4	19	17	17	9	6	
63 1950...	124	2	17	7	16	32	31	13	6	
64 number 1954...	132	3	24	4	24	21	21	15	20	
65 1950...	228	2	19	13	24	43	54	37	36	
66 Share tenants.....number 1954...	115	1	21	3	16	20	21	15	18	
67 1950...	117	...	10	6	8	19	30	29	15	
68 Other tenants, not croppers nor share tenants.....number 1954...	17	2	3	1	8	1	2	
69 1950...	111	2	9	7	16	24	24	8	21	
70 Land in subunits not included in multiple units.....acres 1954...	10,159	89	871	99	724	916	1,796	4,008	1,656	
1950...	16,929	304	670	757	716	1,824	5,891	2,688	4,079	

MULTIPLE-UNIT OPERATIONS

Economic Area Table 4.—MULTIPLE-UNIT OPERATIONS, BY ACRES OF CROPLAND HARVESTED: CENSUSES OF 1954 AND 1950—Continued

Item (For definitions and explanations, see text)	Area 2								
	Total	Acres of cropland harvested							
		None	Under 20 acres	20 to 29 acres	30 to 49 acres	50 to 99 acres	100 to 199 acres	200 to 499 acres	500 acres and over
1 Multiple-unit operations.....number 1954...	310	...	19	11	35	76	86	68	15
2 1950...	450	7	45	24	53	116	122	74	9
3 Subunits in multiple-unit operations.....total number 1954...	774	...	40	24	73	161	208	180	88
4 1950...	1,115	20	92	50	104	258	284	262	45
5 Home farms.....number 1954...	301	...	18	9	34	74	84	67	15
6 1950...	429	4	38	22	52	113	120	71	9
7 Cropper farms.....number 1954...	473	...	22	15	39	87	124	113	73
8 1950...	686	16	54	28	52	145	164	191	36
9 Land in multiple-unit operations...total acres 1954...	100,353	...	2,084	991	3,806	13,684	25,687	34,122	19,979
10 1950...	117,335	3,858	2,505	2,397	6,431	20,643	34,319	38,037	9,145
11 Home farms.....acres 1954...	84,612	...	1,813	816	2,840	10,793	20,788	31,133	16,429
12 1950...	93,642	195	1,953	1,916	4,833	15,462	29,300	31,449	8,534
13 Cropper farms.....acres 1954...	15,741	...	271	175	966	2,891	4,899	2,989	3,550
14 1950...	23,693	3,663	552	481	1,598	5,181	5,019	6,588	611
15 Cropland harvested.....total acres 1954...	52,520	...	190	261	1,355	5,557	12,535	19,981	12,641
16 1949...	56,783	...	465	579	1,999	8,592	16,944	22,096	6,108
17 Corn harvested for grain.....multiple units reporting 1954...	296	...	15	10	32	71	86	67	15
18 1949...	397	...	31	20	42	107	118	70	9
19 subunits reporting 1954...	509	...	15	17	49	106	148	133	41
20 1949...	685	...	38	30	55	177	213	151	21
21 acres 1954...	24,881	...	121	170	783	2,662	6,289	9,929	4,927
22 1949...	24,436	...	303	295	897	3,879	7,853	9,027	2,182
23 bushels 1954...	950,308	...	3,746	6,572	28,054	103,035	243,408	377,798	187,695
24 1949...	889,241	...	10,285	8,615	30,510	140,522	293,745	315,949	89,615
25 Cotton harvested.....multiple units reporting 1954...
26 1949...
27 subunits reporting 1954...
28 1949...
29 acres 1954...
30 1949...
31 bales 1954...
32 1949...
33 Tobacco harvested.....multiple units reporting 1954...	279	...	15	11	27	68	79	65	14
34 1949...	389	...	36	20	42	107	107	69	8
35 subunits reporting 1954...	555	...	23	16	34	114	154	144	70
36 1949...	694	...	47	31	54	166	184	182	30
37 acres 1954...	1,792	...	46	26	73	333	477	585	252
38 1949...	2,310	...	91	63	145	482	619	810	100
39 pounds 1954...	2,211,820	...	58,336	26,775	90,280	412,363	602,493	722,906	298,687
40 1949...	2,510,171	...	97,253	79,912	177,259	507,057	744,109	794,588	109,993
41 Peanuts harvested for picking or threshing.....multiple units reporting 1954...
42 1949...
43 subunits reporting 1954...
44 1949...
45 acres 1954...
46 1949...
47 pounds 1954...
48 1949...
49 Horses and/or mules.....multiple units reporting 1954...	218	...	12	7	19	50	64	54	12
50 1950...	368	1	22	19	47	103	103	64	9
51 number 1954...	670	...	24	16	42	108	168	199	113
52 1950...	1,544	4	57	54	145	347	453	412	72
53 Landlord-tenant operations containing multiple units:									
54 All subunits including home farm.....number 1954...	866	...	50	27	84	178	222	194	111
55 1950...	1,294	29	111	53	122	276	329	325	49
56 Land in all subunits including home farm.....acres 1954...	107,769	...	3,289	1,998	4,198	14,783	26,270	35,256	21,975
57 1950...	134,369	6,490	4,227	2,512	8,169	22,165	36,366	44,924	9,516
58 Owned by operator of multiple unit..acres 1954...	78,851	...	2,980	1,628	4,119	12,917	19,120	20,861	17,226
59 1950...	107,047	6,472	3,999	2,324	7,052	18,329	26,499	36,014	6,358
60 Rented by operator of multiple unit.....acres 1954...	28,918	...	309	370	79	1,866	7,150	14,395	4,749
61 1950...	27,322	18	228	188	1,117	3,836	9,867	8,910	3,158
62 Subunits not included in multiple units.....operators reporting 1954...	54	...	5	2	8	14	9	11	5
63 1950...	102	4	16	3	14	17	31	15	2
64 number 1954...	92	...	10	3	11	17	14	14	23
65 1950...	179	9	19	3	18	18	45	63	4
66 Share tenants.....number 1954...	70	...	9	3	7	15	11	9	16
67 1950...	85	6	10	1	7	9	25	27	...
68 Other tenants, not croppers nor share tenants.....number 1954...	22	...	1	...	4	2	3	5	7
69 1950...	94	3	9	2	11	9	20	36	4
70 Land in subunits not included in multiple units.....acres 1954...	7,416	...	1,205	1,007	392	1,099	583	1,134	1,996
1950...	17,034	2,632	1,722	115	1,738	1,522	2,047	6,887	371

Economic Area Table 4.—MULTIPLE-UNIT OPERATIONS, BY ACRES OF CROPLAND HARVESTED: CENSUSES OF 1954 AND 1950—Continued

Item (For definitions and explanations, see text)	Area 3a								
	Total	Acres of cropland harvested							
		None	Under 20 acres	20 to 29 acres	30 to 49 acres	50 to 99 acres	100 to 199 acres	200 to 499 acres	500 acres and over
1 Multiple-unit operations.....number 1954...	606	...	101	69	122	160	107	43	4
2 1950...	691	8	87	74	134	214	126	43	5
3 Subunits in multiple-unit operations.....total number 1954...	1,381	...	207	143	254	352	281	129	15
4 1950...	1,564	17	180	152	274	472	315	136	18
5 Home farms.....number 1954...	596	...	99	68	121	158	104	42	4
6 1950...	678	8	86	73	133	209	123	41	5
7 Cropper farms.....number 1954...	785	...	108	75	133	194	177	87	11
8 1950...	886	9	94	79	141	263	192	95	13
9 Land in multiple-unit operations...total acres 1954...	166,224	...	10,032	9,153	21,650	37,787	46,553	36,373	4,676
10 1950...	186,332	577	7,809	11,104	24,910	54,461	50,001	29,706	8,064
11 Home farms.....acres 1954...	147,837	...	9,209	7,961	18,694	33,405	41,661	32,304	4,603
12 1950...	159,923	506	6,319	9,560	20,825	45,713	43,952	25,376	7,672
13 Cropper farms.....acres 1954...	18,387	...	823	1,192	2,956	4,382	4,892	4,069	73
14 1950...	26,409	71	1,190	1,544	4,085	8,748	6,049	4,330	392
15 Cropland harvested.....total acres 1954...	48,270	...	992	1,664	4,756	11,615	14,376	12,616	2,251
16 1949...	56,018	...	989	1,794	5,215	14,816	17,155	11,973	4,076
17 Corn harvested for grain.....multiple units reporting 1954...	560	...	69	63	119	157	105	43	4
18 1949...	647	...	76	66	132	207	122	40	4
19 subunits reporting 1954...	860	...	79	80	174	242	187	92	6
20 1949...	1,011	...	92	86	181	351	216	77	8
21 acres 1954...	22,252	...	598	1,054	2,823	5,764	6,358	4,812	843
22 1949...	24,305	...	629	907	2,626	7,675	7,111	4,718	639
23 bushels 1954...	687,019	...	15,746	27,773	78,521	164,984	202,345	164,600	33,050
24 1949...	718,959	...	15,302	22,299	79,191	212,762	220,833	148,852	19,720
25 Cotton harvested.....multiple units reporting 1954...
26 1949...
27 subunits reporting 1954...
28 1949...
29 acres 1954...
30 1949...
31 bales 1954...
32 1949...
33 Tobacco harvested.....multiple units reporting 1954...	538	...	84	58	102	147	103	41	3
34 1949...	577	...	67	59	119	184	108	35	5
35 subunits reporting 1954...	931	...	116	81	149	249	220	105	11
36 1949...	913	...	78	79	162	292	209	82	11
37 acres 1954...	2,119	...	151	134	274	514	656	346	44
38 1949...	2,354	...	108	151	336	762	586	339	72
39 pounds 1954...	3,016,582	...	197,518	182,821	387,238	778,972	927,249	476,784	66,000
40 1949...	2,585,986	...	109,275	155,899	349,671	815,290	682,404	385,797	87,650
41 Peanuts harvested for picking or threshing.....multiple units reporting 1954...
42 1949...
43 subunits reporting 1954...
44 1949...
45 acres 1954...
46 1949...
47 pounds 1954...
48 1949...
49 Horses and/or mules...multiple units reporting 1954...	455	...	60	53	96	120	90	33	3
50 1950...	584	2	64	58	119	188	112	37	4
51 number 1954...	1,211	...	130	119	224	324	281	126	7
52 1950...	2,069	3	148	147	372	695	455	217	32
53 Landlord-tenant operations containing multiple units:									
54 All subunits including home farm.....number 1954...	1,530	...	231	162	282	386	316	138	15
55 1950...	1,762	18	234	169	300	522	342	153	24
56 Land in all subunits including home farm.....acres 1954...	171,959	...	10,417	9,770	22,639	38,643	48,663	37,151	4,676
57 1950...	194,957	582	10,005	11,587	25,292	56,139	51,556	30,484	9,312
58 Owned by operator of multiple unit.....acres 1954...	159,897	...	10,193	9,513	21,433	37,042	43,762	33,419	4,535
59 1950...	175,993	582	9,583	11,420	24,534	50,857	44,618	27,287	7,112
60 Rented by operator of multiple unit.....acres 1954...	12,062	...	224	257	1,206	1,601	4,901	3,732	141
61 1950...	18,964	...	422	167	758	5,282	6,938	3,197	2,200
62 Subunits not included in multiple units.....operators reporting 1954...	105	...	20	16	19	26	18	6	...
63 1950...	135	1	23	14	21	41	22	10	3
64 number 1954...	149	...	24	19	28	34	35	9	...
65 1950...	198	1	54	17	26	50	27	17	6
66 Share tenants.....number 1954...	124	...	21	17	21	28	30	7	...
67 1950...	76	...	10	3	8	29	9	12	5
68 Other tenants, not croppers nor share tenants.....number 1954...	25	...	3	2	7	6	5	2	...
69 1950...	122	1	44	14	18	21	18	5	1
70 Land in subunits not included in multiple units.....acres 1954...	5,735	...	385	617	989	856	2,110	778	...
1950...	8,625	5	2,496	483	382	1,678	1,555	778	1,248

MULTIPLE-UNIT OPERATIONS

Economic Area Table 4.—MULTIPLE-UNIT OPERATIONS, BY ACRES OF CROPLAND HARVESTED: CENSUSES OF 1954 AND 1950—Continued

Item (For definitions and explanations, see text)	Area 3b								
	Total	Acres of cropland harvested							
		None	Under 20 acres	20 to 29 acres	30 to 49 acres	50 to 99 acres	100 to 199 acres	200 to 499 acres	500 acres and over
1 Multiple-unit operations.....number 1954...	976	2	242	149	201	250	101	30	1
2 1950...	1,058	6	184	168	279	302	91	26	2
3 Subunits in multiple-unit									
4 operations.....total number 1954...	2,216	4	515	316	439	572	269	93	8
5 1950...	2,393	12	376	349	610	681	254	104	7
6 Home farms.....number 1954...	951	2	238	146	197	245	96	26	1
7 1950...	1,040	6	182	167	277	296	85	25	2
8 Cropper farms.....number 1954...	1,265	2	277	170	242	327	173	67	7
9 1950...	1,353	6	194	182	333	385	169	79	5
10 Land in multiple-unit operations....total acres 1954...	174,009	83	20,348	17,335	28,709	54,268	34,282	16,526	2,456
11 1950...	185,399	365	14,768	18,193	39,477	59,397	31,089	20,376	1,734
12 Home farms.....acres 1954...	146,616	81	18,212	14,461	24,528	45,780	27,961	13,348	2,245
13 1950...	152,812	285	12,899	15,156	32,778	48,810	23,983	17,188	1,713
14 Cropper farms.....acres 1954...	27,393	2	2,136	2,874	4,181	8,488	6,321	3,178	213
15 1950...	32,587	80	1,869	3,037	6,699	10,587	7,106	3,188	21
16 Cropland harvested.....total acres 1954...	52,495	...	2,433	3,606	7,656	17,414	13,414	7,407	565
17 1949...	59,344	...	2,025	4,111	10,862	21,055	12,529	7,231	1,331
18 Corn harvested for									
19 grain.....multiple units reporting 1954...	873	...	165	142	195	244	97	29	1
20 1949...	978	...	146	154	269	295	88	25	1
21 subunits reporting 1954...	1,258	...	190	180	273	380	168	63	4
22 1949...	1,502	...	169	209	408	484	172	59	1
23 acres 1954...	20,467	...	1,229	1,855	3,545	6,774	4,754	2,160	150
24 1949...	24,671	...	1,134	1,945	5,105	8,966	4,893	2,028	600
25 bushels 1954...	638,165	...	34,245	55,194	109,181	211,514	151,671	69,360	7,000
26 1949...	901,971	...	36,643	65,665	168,620	330,226	194,625	94,192	12,000
27 Cotton harvested.....multiple units reporting 1954...
28 1949...
29 subunits reporting 1954...
30 1949...
31 acres 1954...
32 1949...
33 bales 1954...
34 1949...
35 Tobacco harvested.....multiple units reporting 1954...	942	...	226	143	196	247	99	30	1
36 1949...	1,028	...	174	165	274	297	91	25	2
37 subunits reporting 1954...	1,526	...	290	211	310	434	196	78	7
38 1949...	1,668	...	213	247	428	514	179	80	7
39 acres 1954...	3,212	...	417	369	617	1,043	497	229	40
40 1949...	3,801	...	325	445	982	1,263	518	269	29
41 pounds 1954...	5,060,303	...	626,938	570,353	973,662	1,635,993	817,440	372,917	63,000
42 1949...	4,553,085	...	346,389	524,701	1,107,839	1,492,479	664,770	378,607	38,300
43 Peanuts harvested for picking or									
44 threshing.....multiple units reporting 1954...	1	...	1
45 1949...
46 subunits reporting 1954...	1	...	1
47 1949...
48 acres 1954...	1	...	1
49 1949...
50 pounds 1954...	1,000	...	1,000
51 1949...
52 Horses and/or mules....multiple units reporting 1954...	733	...	139	122	169	196	78	28	1
53 1950...	898	3	132	150	245	264	79	23	2
54 number 1954...	1,784	...	284	262	399	486	243	99	11
55 1950...	2,916	6	320	397	748	898	389	138	20
56 Landlord-tenant operations containing multiple units:									
57 All subunits including home farm.....number 1954...	2,408	5	586	343	474	604	292	94	10
58 1950...	2,643	12	416	394	666	763	266	119	7
59 Land in all subunits including									
60 home farm.....acres 1954...	182,179	100	22,946	17,762	30,020	55,764	35,465	17,622	2,500
61 1950...	194,073	365	16,236	19,189	41,144	63,117	31,581	20,707	1,734
62 Owned by operator of multiple unit..acres 1954...	170,300	100	22,601	17,163	29,307	52,899	33,347	12,383	2,500
63 1950...	180,080	238	15,070	18,695	39,172	59,196	26,739	20,331	639
64 Rented by operator of multiple									
65 unit.....acres 1954...	11,879	...	345	599	713	2,865	2,118	5,239	...
66 1950...	13,993	127	1,166	494	1,972	3,921	4,842	376	1,095
67 Subunits not included in multiple									
68 units.....operators reporting 1954...	155	1	55	19	32	30	16	1	1
69 1950...	197	...	34	38	45	62	12	6	...
70 number 1954...	192	1	71	27	35	32	23	1	2
71 1950...	250	...	40	45	56	82	12	15	...
72 Share tenants.....number 1954...	154	1	59	21	26	25	19	1	2
73 1950...	112	...	16	18	17	45	9	7	...
74 Other tenants, not croppers									
75 nor share tenants.....number 1954...	38	...	12	6	9	7	4
76 1950...	138	...	24	27	39	37	3	8	...
77 Land in subunits not included									
78 in multiple units.....acres 1954...	8,170	17	2,598	427	1,311	1,496	1,183	1,096	42
79 1950...	8,674	...	1,468	996	1,667	3,720	492	331	...

Economic Area Table 4.—MULTIPLE-UNIT OPERATIONS, BY ACRES OF CROPLAND HARVESTED: CENSUSES OF 1954 AND 1950—Continued

Item (For definitions and explanations, see text)	Area 4								
	Total	Acres of cropland harvested							
		None	Under 20 acres	20 to 29 acres	30 to 49 acres	50 to 99 acres	100 to 199 acres	200 to 499 acres	500 acres and over
Multiple-unit operations.....number 1954...	1,812	1	186	126	309	549	429	189	21
1950...	2,059	9	161	165	356	726	447	161	14
Subunits in multiple-unit operations.....total number 1954...	4,284	2	390	261	658	1,220	1,050	570	133
1950...	4,858	19	369	345	755	1,607	1,111	541	111
Home farms.....number 1954...	1,777	...	182	122	298	542	425	188	20
1950...	2,006	7	167	159	347	716	438	158	14
Cropper farms.....number 1954...	2,507	2	208	139	360	678	625	382	113
1950...	2,852	12	202	186	408	891	673	383	97
Land in multiple-unit operations....total acres 1954...	441,438	70	14,351	12,486	43,188	105,301	130,374	105,137	30,531
1950...	476,616	1,097	12,371	19,349	48,744	143,377	134,794	91,255	25,629
Home farms.....acres 1954...	389,190	...	12,788	10,058	36,749	90,592	115,229	95,574	28,200
1950...	404,642	914	10,177	15,813	38,783	120,832	114,127	81,142	22,854
Cropper farms.....acres 1954...	52,248	70	1,563	2,428	6,439	14,709	15,145	9,563	2,331
1950...	71,974	183	2,194	3,536	9,961	22,545	20,667	10,113	2,775
Cropland harvested.....total acres 1954...	185,308	...	1,965	3,051	12,288	38,411	59,735	52,823	16,035
1949...	188,909	...	1,987	4,093	14,093	51,990	60,506	44,764	11,476
Corn harvested for grain.....multiple units reporting 1954...	1,709	...	133	113	300	535	419	189	20
1949...	1,942	...	124	153	340	710	442	159	14
subunits reporting 1954...	2,991	...	146	135	435	893	826	466	90
1949...	3,331	...	142	205	484	1,169	838	428	65
acres 1954...	71,913	...	1,131	1,447	6,388	16,966	22,808	17,991	5,182
1949...	79,762	...	1,071	2,262	7,344	23,708	24,763	16,518	4,096
bushels 1954...	2,205,347	...	29,035	37,152	181,166	505,311	701,926	579,947	170,810
1949...	2,985,905	...	30,901	68,364	243,643	819,583	953,319	697,959	172,136
Cotton harvested.....multiple units reporting 1954...
1949...
subunits reporting 1954...
1949...
acres 1954...
1949...
bales 1954...
1949...
Tobacco harvested.....multiple units reporting 1954...	1,784	...	177	123	304	546	426	187	21
1949...	1,998	...	163	162	347	717	437	158	14
subunits reporting 1954...	3,256	...	214	165	477	936	852	483	129
1949...	3,413	...	196	219	498	1,174	810	429	87
acres 1954...	9,818	...	313	336	1,024	2,467	2,800	2,150	728
1949...	10,825	...	327	468	1,248	3,364	2,893	1,971	554
pounds 1954...	13,860,801	...	427,064	475,728	1,415,112	3,514,975	3,946,472	3,073,170	1,008,280
1949...	13,438,168	...	372,640	526,931	1,482,702	4,060,514	3,704,676	2,604,101	686,604
Peanuts harvested for picking or threshing.....multiple units reporting 1954...
1949...
subunits reporting 1954...
1949...
acres 1954...
1949...
pounds 1954...
1949...
Horses and/or mules....multiple units reporting 1954...	1,400	...	115	99	234	446	338	150	18
1950...	1,777	5	108	133	300	676	395	146	14
number 1954...	3,545	...	225	202	499	1,050	832	544	173
1950...	6,025	23	233	346	824	2,121	1,494	818	166
Landlord-tenant operations containing multiple units:									
All subunits including home farm.....number 1954...	4,573	2	441	299	697	1,288	1,096	605	145
1950...	5,307	21	417	377	811	1,741	1,204	599	137
Land in all subunits including home farm.....acres 1954...	458,242	70	15,905	13,856	44,066	108,689	134,889	108,185	32,582
1950...	503,045	1,209	14,510	21,815	51,164	147,693	143,272	95,708	27,674
Owned by operator of multiple unit...acres 1954...	405,182	70	15,504	13,174	42,799	100,603	116,187	89,025	27,820
1950...	451,068	1,209	13,867	20,946	47,148	135,788	126,053	81,108	24,949
Rented by operator of multiple unit.....acres 1954...	53,060	...	401	682	1,267	8,086	18,702	19,160	4,762
1950...	51,977	...	643	869	4,016	11,905	17,219	14,600	2,725
Subunits not included in multiple units.....operators reporting 1954...	230	...	45	27	33	58	34	26	7
1950...	335	2	43	26	43	109	69	34	9
number 1954...	289	...	51	38	39	68	46	35	12
1950...	449	2	48	32	56	134	93	58	26
Share tenants.....number 1954...	246	...	42	29	32	56	43	32	12
1950...	222	1	24	17	24	62	46	41	7
Other tenants, not croppers nor share tenants.....number 1954...	43	...	9	9	7	12	3	3	...
1950...	227	1	24	15	32	72	47	17	19
Land in subunits not included in multiple units.....acres 1954...	16,804	...	1,554	1,370	878	3,388	4,515	3,048	2,051
1950...	26,429	112	2,139	2,466	2,420	4,316	8,478	4,453	2,045

MULTIPLE-UNIT OPERATIONS

Economic Area Table 4.—MULTIPLE-UNIT OPERATIONS, BY ACRES OF CROPLAND HARVESTED: CENSUSES OF 1954 AND 1950—Continued

Item (For definitions and explanations, see text)	Area 5									
	Total	Acres of cropland harvested								
		None	Under 20 acres	20 to 29 acres	30 to 49 acres	50 to 99 acres	100 to 199 acres	200 to 499 acres	500 acres and over	
1 Multiple-unit operations.....number 1954...	2,153	1	553	301	493	541	220	42	2	
2 1950...	2,320	16	475	347	567	637	229	47	2	
3 Subunits in multiple-unit										
4 operations.....total number 1954...	4,919	2	1,161	632	1,084	1,273	600	156	11	
5 1950...	5,220	33	974	717	1,226	1,421	655	178	16	
6 Home farms.....number 1954...	2,116	1	541	298	486	533	213	42	2	
7 1950...	2,289	16	467	343	559	628	227	47	2	
8 Cropper farms.....number 1954...	2,803	1	620	334	598	740	397	114	9	
9 1950...	2,931	17	507	374	667	793	428	131	14	
10 Land in multiple-unit operations....total acres 1954...	427,119	60	45,213	40,152	82,513	134,296	89,986	32,162	2,737	
11 1950...	442,169	1,498	38,843	37,609	86,391	147,058	93,301	35,354	2,115	
12 Home farms.....acres 1954...	371,954	59	40,615	34,401	70,844	116,363	78,570	29,249	1,833	
13 1950...	373,128	1,033	34,038	30,912	71,372	124,456	80,187	30,607	503	
14 Cropper farms.....acres 1954...	55,165	1	4,598	5,751	11,669	17,913	11,416	2,913	904	
15 1950...	69,041	465	4,785	6,697	15,019	22,602	13,114	4,747	1,612	
16 Cropland harvested.....total acres 1954...	110,322	...	5,436	7,322	19,246	37,792	28,506	11,008	1,012	
17 1949...	121,956	...	4,964	8,435	22,011	43,751	29,247	12,499	1,049	
18 Corn harvested for										
19 grain.....multiple units reporting 1954...	1,915	...	376	284	472	526	213	42	2	
20 1949...	2,087	...	349	318	540	610	222	46	2	
21 subunits reporting 1954...	2,901	...	426	368	671	894	417	116	9	
22 1949...	3,168	...	400	404	785	991	442	131	15	
23 acres 1954...	43,209	...	2,519	3,469	8,199	14,275	10,236	3,993	518	
24 1949...	49,277	...	2,563	3,887	9,427	17,565	10,874	4,624	337	
25 bushels 1954...	1,426,902	...	72,628	102,716	258,133	478,360	362,850	138,305	13,910	
26 1949...	1,622,775	...	74,247	120,720	302,198	580,219	377,601	158,197	9,593	
27 Cotton harvested.....multiple units reporting 1954...	
28 1949...	
29 subunits reporting 1954...	
30 1949...	
31 acres 1954...	
32 1949...	
33 bales 1954...	
34 1949...	
35 Tobacco harvested.....multiple units reporting 1954...	2,075	...	502	287	488	537	217	42	2	
36 1949...	2,195	...	425	323	550	619	229	47	2	
37 subunits reporting 1954...	3,418	...	648	387	779	975	485	134	10	
38 1949...	3,380	...	512	414	791	1,002	501	146	14	
39 acres 1954...	6,195	...	820	565	1,296	1,913	1,161	414	26	
40 1949...	6,241	...	631	608	1,321	1,981	1,239	433	28	
41 pounds 1954...	9,765,806	...	1,219,483	856,393	2,050,090	3,055,559	1,875,916	665,185	43,200	
42 1949...	7,934,865	...	738,421	753,305	1,642,974	2,620,760	1,608,625	544,230	26,530	
43 Peanuts harvested for picking or										
44 threshing.....multiple units reporting 1954...	
45 1949...	
46 subunits reporting 1954...	
47 1949...	
48 acres 1954...	
49 1949...	
50 pounds 1954...	
51 1949...	
52 Horses and/or mules....multiple units reporting 1954...	1,731	...	358	238	420	479	196	38	2	
53 1950...	1,933	6	322	284	490	576	210	43	2	
54 number 1954...	4,423	...	690	556	979	1,298	691	197	12	
55 1950...	6,210	16	747	718	1,444	1,922	1,007	326	30	
56 Landlord-tenant operations containing multiple units:										
57 All subunits including home farm.....number 1954...	5,422	2	1,309	691	1,167	1,415	651	176	11	
58 1950...	5,871	44	1,100	795	1,366	1,581	761	204	20	
59 Land in all subunits including										
60 home farm.....acres 1954...	445,097	60	49,753	41,491	85,265	139,174	92,448	34,169	2,737	
61 1950...	463,228	1,654	42,655	39,351	89,927	151,796	98,295	36,299	2,251	
62 Owned by operator of multiple unit.....acres 1954...	416,508	60	48,629	40,543	82,065	127,861	83,542	31,071	2,737	
63 1950...	426,857	1,654	40,819	38,216	84,938	138,804	88,026	32,149	2,251	
64 Rented by operator of multiple										
65 unit.....acres 1954...	28,589	...	1,124	948	3,200	11,313	8,906	3,098	...	
66 1950...	36,371	...	1,836	1,135	4,989	12,992	11,269	4,150	...	
67 Subunits not included in multiple										
68 units.....operators reporting 1954...	348	...	110	45	67	87	32	7	...	
69 1950...	485	8	98	66	105	128	61	17	2	
70 number 1954...	503	...	148	59	83	142	51	20	...	
71 1950...	651	11	126	78	140	160	106	26	4	
72 Share tenants.....number 1954...	409	...	123	43	67	115	42	19	...	
73 1950...	257	...	53	21	56	72	45	9	1	
74 Other tenants, not croppers										
75 nor share tenants.....number 1954...	94	...	25	16	16	27	9	1	...	
76 1950...	394	11	73	57	84	88	61	17	3	
77 Land in subunits not included										
78 in multiple units.....acres 1954...	17,978	...	4,540	1,339	2,752	4,878	2,462	2,007	...	
79 1950...	21,059	156	3,812	1,742	3,536	4,738	5,994	945	156	

Economic Area Table 4.—MULTIPLE-UNIT OPERATIONS, BY ACRES OF CROPLAND HARVESTED: CENSUSES OF 1954 AND 1950—Continued

Item (For definitions and explanations, see text)	Areas 6, A, and B								
	Total	Acres of cropland harvested							
		None	Under 20 acres	20 to 29 acres	30 to 49 acres	50 to 99 acres	100 to 199 acres	200 to 499 acres	500 acres and over
1 Multiple-unit operations.....number 1954...	3,121	2	972	481	642	629	302	84	9
2 1950...	3,591	15	887	538	816	859	379	85	12
3 Subunits in multiple-unit operations.....total number 1954...	7,394	4	2,028	1,058	1,467	1,544	850	364	79
4 1950...	8,498	30	1,825	1,132	1,814	2,105	1,111	399	82
5 Home farms.....number 1954...	3,059	2	949	476	632	611	297	83	9
6 1950...	3,493	15	854	519	789	848	373	84	11
7 Cropper farms.....number 1954...	4,335	2	1,079	582	835	933	553	281	70
8 1950...	5,005	15	971	613	1,025	1,257	738	315	71
9 Land in multiple-unit operations....total acres 1954...	690,830	237	98,226	75,076	126,569	172,411	133,656	68,392	16,263
10 1950...	776,137	3,523	93,109	75,253	147,641	222,470	151,980	68,319	13,842
11 Home farms.....acres 1954...	610,425	223	86,358	66,747	110,600	148,630	120,121	62,159	15,587
12 1950...	669,544	3,234	81,804	64,649	124,375	194,243	132,359	56,780	12,100
13 Cropper farms.....acres 1954...	80,405	14	11,868	8,329	15,969	23,781	13,535	6,233	676
14 1950...	106,593	289	11,305	10,604	23,266	28,227	19,621	11,539	1,742
15 Cropland harvested.....total acres 1954...	160,929	...	10,070	11,754	24,563	43,558	40,313	23,628	7,043
16 1949...	194,851	...	9,734	13,032	31,399	59,010	50,760	23,176	7,740
17 Corn harvested for grain.....multiple units reporting 1954...	2,506	...	632	412	552	551	278	73	8
18 1949...	2,968	...	553	464	724	790	347	80	10
19 subunits reporting 1954...	3,535	...	717	529	773	800	471	174	21
20 1949...	4,426	...	635	573	1,025	1,267	682	222	22
21 acres 1954...	40,534	...	3,242	3,636	6,880	10,824	9,863	5,092	997
22 1949...	54,116	...	3,048	4,064	8,991	16,833	13,970	5,978	1,232
23 bushels 1954...	1,457,232	...	118,955	133,672	265,330	362,636	348,561	172,788	35,290
24 1949...	2,437,857	...	134,646	168,541	389,981	768,462	653,334	274,028	48,865
25 Cotton harvested.....multiple units reporting 1954...
26 1949...
27 subunits reporting 1954...
28 1949...
29 acres 1954...
30 1949...
31 bales 1954...
32 1949...
33 Tobacco harvested.....multiple units reporting 1954...	3,052	...	923	475	636	623	302	84	9
34 1949...	3,478	...	847	527	806	833	368	85	12
35 subunits reporting 1954...	5,368	...	1,239	733	1,096	1,198	709	317	76
36 1949...	5,913	...	1,073	758	1,275	1,567	845	323	72
37 acres 1954...	17,376	...	2,766	2,022	3,512	4,257	2,899	1,570	348
38 1949...	20,831	...	2,653	2,306	4,306	5,737	3,659	1,823	347
39 pounds 1954...	27,138,417	...	4,124,498	3,086,213	5,600,700	6,741,930	4,623,654	2,465,536	495,886
40 1949...	28,291,957	...	3,454,314	3,079,795	5,763,125	7,999,956	5,040,005	2,461,538	493,224
41 Peanuts harvested for picking or threshing.....multiple units reporting 1954...
42 1949...
43 subunits reporting 1954...
44 1949...
45 acres 1954...
46 1949...
47 pounds 1954...
48 1949...
49 Horses and/or mules....multiple units reporting 1954...	2,489	1	703	392	534	522	254	76	7
50 1950...	3,123	7	682	482	735	795	338	76	8
51 number 1954...	7,961	2	1,800	1,076	1,642	1,675	1,093	591	82
52 1950...	12,611	32	1,861	1,566	2,719	3,493	2,131	701	108
53 Landlord-tenant operations containing multiple units:									
54 All subunits including home farm.....number 1954...	8,421	4	2,292	1,165	1,662	1,778	1,008	424	88
55 1950...	9,860	44	2,070	1,282	2,049	2,457	1,361	494	103
56 Land in all subunits including home farm.....acres 1954...	734,684	237	108,045	80,224	135,642	182,069	141,411	70,509	16,547
57 1950...	826,231	4,139	105,343	80,830	154,434	233,324	161,942	71,757	14,562
58 Owned by operator of multiple unit.....acres 1954...	663,203	237	104,603	75,212	127,874	163,172	121,463	57,085	13,557
59 1950...	753,790	4,139	102,142	77,251	144,301	207,601	145,297	60,309	12,750
60 Rented by operator of multiple unit.....acres 1954...	71,481	...	3,442	5,012	7,768	18,897	19,948	13,424	2,990
61 1950...	72,441	...	3,201	3,579	10,133	25,723	16,545	11,448	1,812
62 Subunits not included in multiple units.....operators reporting 1954...	665	...	194	80	139	137	82	29	4
63 1950...	866	5	182	112	166	225	133	36	7
64 number 1954...	1,027	...	264	107	195	234	158	60	9
65 1950...	1,362	14	245	150	235	352	250	95	21
66 Share tenants.....number 1954...	899	...	228	86	170	210	147	52	6
67 1950...	691	9	118	77	114	160	147	61	5
68 Other tenants, not croppers nor share tenants.....number 1954...	128	...	36	21	25	24	11	8	3
69 1950...	671	5	127	73	121	192	103	34	16
70 Land in subunits not included in multiple units.....acres 1954...	43,854	...	9,819	5,148	9,073	9,658	7,755	2,117	284
1950...	50,094	616	12,234	5,577	6,793	10,854	9,862	3,438	720

MULTIPLE-UNIT OPERATIONS

Economic Area Table 4.—MULTIPLE-UNIT OPERATIONS, BY ACRES OF CROPLAND HARVESTED: CENSUSES OF 1954 AND 1950—Continued

Item (For definitions and explanations, see text)	Area 7									
	Total	Acres of cropland harvested								
		None	Under 20 acres	20 to 29 acres	30 to 49 acres	50 to 99 acres	100 to 199 acres	200 to 499 acres	500 acres and over	
1 Multiple-unit operations.....number 1954...	942	2	232	119	188	228	100	58		15
2 1950...	1,032	7	237	114	218	251	123	66		16
3 Subunits in multiple-unit										
4 operations.....total number 1954...	2,267	4	487	263	426	539	287	192		69
5 1950...	2,374	15	501	242	491	633	402	217		73
6 Home farms.....number 1954...	928	2	225	117	186	226	99	58		15
7 1950...	1,001	5	226	108	212	248	121	65		16
8 Cropper farms.....number 1954...	1,339	2	262	146	240	313	188	134		54
9 1950...	1,573	10	275	134	279	365	281	152		57
10 Land in multiple-unit operations.....total acres 1954...	252,082	7	22,887	18,666	36,952	61,164	49,789	42,854		19,763
11 1950...	289,017	584	25,938	16,488	40,374	75,201	62,016	48,041		20,376
12 Home farms.....acres 1954...	233,503	5	20,261	17,051	33,709	56,651	45,764	41,262		18,800
13 1950...	261,689	488	22,620	14,280	35,631	66,858	57,575	44,386		19,851
14 Cropper farms.....acres 1954...	18,579	2	2,626	1,615	3,243	4,513	4,025	1,592		963
15 1950...	27,328	96	3,318	2,208	4,743	8,343	4,441	3,685		524
16 Cropland harvested.....total acres 1954...	68,226	...	2,366	2,904	7,354	15,625	13,051	16,045		10,881
17 1949...	79,311	...	2,403	2,762	8,480	17,595	16,702	18,543		12,826
18 Corn harvested for										
19 grain.....multiple units reporting 1954...	634	...	108	90	136	174	73	42		11
20 1949...	720	...	114	81	155	207	102	48		13
21 subunits reporting 1954...	793	...	119	98	162	238	104	54		18
22 1949...	982	...	130	102	187	300	169	72		22
23 acres 1954...	9,891	...	522	684	1,435	2,814	2,052	1,797		587
24 1949...	12,417	...	510	709	1,687	3,594	2,989	2,148		780
25 bushels 1954...	386,996	...	18,617	23,844	53,799	107,981	80,520	77,895		24,340
26 1949...	571,234	...	21,141	29,395	71,743	162,652	139,295	106,863		40,145
27 Cotton harvested.....multiple units reporting 1954...
28 1949...
29 subunits reporting 1954...
30 1949...
31 acres 1954...
32 1949...
33 bales 1954...
34 1949...
35 Tobacco harvested.....multiple units reporting 1954...	926	...	229	116	186	224	99	58		14
36 1949...	1,001	...	227	111	214	247	120	66		16
37 subunits reporting 1954...	1,586	...	299	176	298	388	280	150		55
38 1949...	1,800	...	291	161	344	466	308	169		61
39 acres 1954...	7,506	...	876	685	1,229	1,983	1,317	1,070		346
40 1949...	9,898	...	972	661	1,688	2,586	2,055	1,456		480
41 pounds 1954...	12,191,206	...	1,378,392	1,074,806	1,925,878	3,263,345	2,180,204	1,763,981		604,600
42 1949...	14,521,015	...	1,349,461	900,519	2,434,195	3,810,453	3,037,029	2,239,525		749,833
43 Peanuts harvested for picking or										
44 threshing.....multiple units reporting 1954...
45 1949...
46 subunits reporting 1954...
47 1949...
48 acres 1954...
49 1949...
50 pounds 1954...
51 1949...
52 Horses and/or mules.....multiple units reporting 1954...	684	...	146	92	138	170	81	44		13
53 1950...	843	3	160	93	180	222	111	62		12
54 number 1954...	2,993	...	428	261	480	752	354	629		89
55 1950...	4,134	22	420	312	772	1,161	691	645		111
56 Landlord-tenant operations containing multiple units:										
57 All subunits including home farm.....number 1954...	2,704	4	549	290	478	647	372	254		110
58 1950...	3,102	21	562	268	563	771	504	316		97
59 Land in all subunits including										
60 home farm.....acres 1954...	267,031	7	24,723	19,360	38,251	66,191	52,796	44,901		20,802
61 1950...	312,418	961	29,842	17,952	45,658	81,514	64,107	51,318		21,066
62 Owned by operator of multiple unit.....acres 1954...	228,575	7	23,841	18,464	34,310	59,034	44,661	32,452		15,806
63 1950...	265,887	961	28,422	16,901	39,365	69,242	52,834	40,944		17,218
64 Rented by operator of multiple										
65 unit.....acres 1954...	38,456	...	882	896	3,941	7,157	8,135	12,449		4,996
66 1950...	46,531	...	1,420	1,051	6,293	12,272	11,273	10,374		3,848
67 Subunits not included in multiple										
68 units.....operators reporting 1954...	259	...	36	24	39	73	45	27		13
69 1950...	312	3	42	24	58	79	53	42		11
70 number 1954...	437	...	62	27	52	108	85	62		41
71 1950...	528	6	61	26	72	138	102	99		24
72 Share tenants.....number 1954...	371	...	51	22	37	94	79	53		35
73 1950...	256	5	33	17	38	61	52	46		4
74 Other tenants, not croppers										
75 nor share tenants.....number 1954...	66	...	11	5	15	14	6	9		6
76 1950...	272	1	28	9	34	77	50	53		20
77 Land in subunits not included										
78 in multiple units.....acres 1954...	14,949	...	1,836	694	1,299	5,027	3,007	2,047		1,039
79 1950...	23,401	377	3,904	1,464	5,284	6,313	2,091	3,277		691

Economic Area Table 4.—MULTIPLE-UNIT OPERATIONS, BY ACRES OF CROPLAND HARVESTED: CENSUSES OF 1954 AND 1950—Continued

Item (For definitions and explanations, see text)	Areas 8 and C ¹								
	Total	Acres of cropland harvested							
		None	Under 20 acres	20 to 29 acres	30 to 49 acres	50 to 99 acres	100 to 199 acres	200 to 499 acres	500 acres and over
1 Multiple-unit operations.....number 1954...	1,037	1	507	176	193	121	32	7	...
2 1950...	836	6	329	163	189	119	26	4	...
3 Subunits in multiple-unit operations.....total number 1954...	2,289	2	1,075	385	440	277	84	26	...
4 1950...	1,834	12	681	344	415	279	89	14	...
5 Home farms.....number 1954...	1,019	1	502	174	188	118	29	7	...
6 1950...	831	6	327	162	189	117	26	4	...
7 Cropper farms.....number 1954...	1,270	1	573	211	252	159	55	19	...
8 1950...	1,003	6	354	182	226	162	63	10	...
9 Land in multiple-unit operations...total acres 1954...	201,081	2	60,912	33,466	43,426	38,933	16,246	8,096	...
10 1950...	168,239	725	36,327	27,950	43,754	39,998	16,156	3,329	...
11 Home farms.....acres 1954...	178,881	1	56,689	30,384	38,231	32,073	13,560	7,943	...
12 1950...	144,326	599	31,304	23,489	36,526	34,080	13,381	2,867	...
13 Cropper farms.....acres 1954...	22,200	1	4,223	3,082	5,195	6,860	2,686	153	...
14 1950...	23,913	126	4,943	4,461	5,228	5,918	2,775	462	...
15 Cropland harvested.....total acres 1954...	30,692	...	5,120	4,191	7,203	8,142	4,158	1,878	...
16 1949...	26,810	...	3,452	3,960	7,210	7,872	3,249	1,067	...
17 Corn harvested for grain.....multiple units reporting 1954...	920	...	413	166	183	120	31	7	...
18 1949...	715	...	252	147	176	112	25	3	...
19 subunits reporting 1954...	1,403	...	560	258	303	204	64	14	...
20 1949...	1,124	...	340	219	286	202	70	7	...
21 acres 1954...	11,046	...	2,237	1,694	2,593	2,979	1,210	333	...
22 1949...	9,764	...	1,649	1,661	2,722	2,613	948	171	...
23 bushels 1954...	440,409	...	78,715	59,410	104,115	117,836	61,698	18,635	...
24 1949...	337,852	...	51,258	51,725	93,392	100,100	35,577	5,800	...
25 Cotton harvested.....multiple units reporting 1954...
26 1949...
27 subunits reporting 1954...
28 1949...
29 acres 1954...
30 1949...
31 bales 1954...
32 1949...
33 Tobacco harvested.....multiple units reporting 1954...	940	...	443	164	183	115	29	6	...
34 1949...	717	...	270	142	169	110	22	4	...
35 subunits reporting 1954...	1,374	...	571	237	305	186	61	14	...
36 1949...	1,045	...	342	196	254	187	58	8	...
37 acres 1954...	2,262	...	714	376	528	373	210	61	...
38 1949...	1,869	...	463	311	483	406	167	39	...
39 pounds 1954...	3,539,108	...	1,099,481	604,291	864,211	582,565	310,560	78,000	...
40 1949...	2,524,712	...	575,314	450,235	646,900	560,874	236,292	55,097	...
41 Peanuts harvested for picking or threshing.....multiple units reporting 1954...
42 1949...
43 subunits reporting 1954...
44 1949...
45 acres 1954...
46 1949...
47 pounds 1954...
48 1949...
49 Horses and/or mules...multiple units reporting 1954...	847	...	386	154	168	107	26	6	...
50 1950...	697	5	242	146	169	110	21	4	...
51 number 1954...	1,920	...	748	374	400	287	83	28	...
52 1950...	1,938	10	506	370	508	394	136	14	...
53 Landlord-tenant operations containing multiple units:									
54 All subunits including home farm.....number 1954...	2,627	3	1,184	430	487	340	96	87	...
55 1950...	2,052	12	740	382	472	323	104	19	...
56 Land in all subunits including home farm.....acres 1954...	217,188	38	64,975	33,843	46,080	41,041	16,611	14,600	...
57 1950...	172,416	725	37,318	28,414	44,676	41,065	16,860	3,358	...
58 Owned by operator of multiple unit...acres 1954...	209,673	38	63,240	33,259	43,517	39,103	15,991	14,525	...
59 1950...	165,254	475	36,896	27,939	44,197	38,478	13,956	3,313	...
60 Rented by operator of multiple unit.....acres 1954...	7,515	...	1,735	584	2,563	1,938	620	75	...
61 1950...	7,162	250	422	475	479	2,587	2,904	45	...
62 Subunits not included in multiple units.....operators reporting 1954...	180	1	77	26	33	32	6	5	...
63 1950...	163	...	49	32	43	28	9	2	...
64 number 1954...	338	1	109	45	47	63	12	61	...
65 1950...	218	...	59	38	57	44	15	5	...
66 Share tenants.....number 1954...	210	...	86	32	36	41	6	9	...
67 1950...	92	...	18	19	26	19	9	1	...
68 Other tenants, not croppers nor share tenants.....number 1954...	128	1	23	13	11	22	6	52	...
69 1950...	126	...	41	19	31	25	6	4	...
70 Land in subunits not included in multiple units.....acres 1954...	16,107	36	4,063	377	2,654	2,108	365	6,504	...
1950...	4,177	...	991	464	922	1,067	704	29	...

¹Data for 1950 do not include reports for Magoffin County which was included in the 1954 multiple-unit area. See text.

MULTIPLE-UNIT OPERATIONS

Economic Area Table 5.—MULTIPLE-UNIT OPERATIONS, BY NUMBER OF SUBUNITS: CENSUSES OF 1954 AND 1950

Item (For definitions and explanations, see text)	Total, selected areas ¹						
	Total	Number of subunits					
		2	3	4	5 to 9	10 to 19	20 and over
1 Multiple-unit operations.....number 1954...	11,372	8,925	1,748	424	249	24	2
2 1950...	12,536	9,955	1,760	473	316	28	4
3 Subunits in multiple-unit operations.....total number 1954...	26,591	17,850	5,244	1,696	1,445	309	47
4 1950...	29,348	19,810	5,280	1,892	1,633	351	102
5 Home farms.....number 1954...	11,152	8,760	1,711	413	242	24	2
6 1950...	12,256	9,733	1,722	464	307	27	3
7 Cropper farms.....number 1954...	15,439	9,090	3,533	1,283	1,203	285	45
8 1950...	17,092	10,177	3,538	1,428	1,526	304	99
9 Land in multiple-unit operations...total acres 1954...	2,559,535	1,584,892	533,936	204,946	187,121	44,991	3,649
10 1950...	2,768,523	1,742,247	534,828	221,750	224,441	41,055	4,202
11 Home farms.....acres 1954...	2,255,116	1,401,309	468,175	180,202	161,890	41,562	2,048
12 1950...	2,363,739	1,497,933	454,891	186,730	190,879	30,662	2,644
13 Cropper farms.....acres 1954...	304,419	183,583	65,761	24,744	25,301	3,429	1,601
14 1950...	404,784	244,314	79,937	35,020	33,562	10,393	1,558
15 Cropland harvested.....total acres 1954...	756,474	458,963	155,862	65,562	57,009	16,651	2,427
16 1949...	839,734	512,408	167,639	69,687	76,951	10,315	2,734
17 Corn harvested for grain.....multiple units reporting 1954...	9,788	7,570	1,584	385	226	21	2
18 1949...	10,900	8,545	1,609	430	286	26	4
19 subunits reporting 1954...	14,816	10,145	2,944	913	691	95	26
20 1949...	16,351	11,800	3,041	1,041	895	182	22
21 acres 1954...	262,409	164,977	55,232	20,251	16,361	4,630	958
22 1949...	300,605	191,861	59,775	23,413	21,675	3,486	397
23 bushels 1954...	8,659,936	5,240,743	1,915,354	717,661	562,023	167,755	36,180
24 1949...	11,186,544	6,919,441	2,288,389	962,778	848,335	146,736	20,865
25 Cotton harvested.....multiple units reporting 1954...	135	74	28	14	13	5	1
26 1949...	158	70	26	14	21	5	2
27 subunits reporting 1954...	366	90	58	50	63	20	2
28 1949...	407	95	58	39	55	45	4
29 acres 1954...	5,600	997	989	878	1,382	1,102	252
30 1949...	8,445	1,485	1,413	798	3,236	957	556
31 bales 1954...	6,690	1,218	1,131	996	1,663	1,353	329
32 1949...	7,509	1,293	1,234	718	2,929	858	477
33 Tobacco harvested.....multiple units reporting 1954...	10,788	8,434	1,695	404	235	19	1
34 1949...	11,683	9,227	1,687	451	293	23	2
35 subunits reporting 1954...	18,378	12,012	3,740	1,253	1,122	231	20
36 1949...	19,247	12,755	3,563	1,337	1,325	218	49
37 acres 1954...	51,389	30,886	10,829	4,239	4,212	1,166	57
38 1949...	59,595	35,590	12,058	5,065	5,626	1,131	125
39 pounds 1954...	78,081,631	46,300,823	16,774,331	6,598,089	6,568,817	1,768,556	71,015
40 1949...	77,969,847	46,121,870	15,788,134	6,909,224	7,495,195	1,499,621	165,603
41 Peanuts harvested for picking or threshing.....multiple units reporting 1954...	1	1
42 1949...
43 subunits reporting 1954...	1	1
44 1949...
45 acres 1954...	1	1
46 1949...
47 pounds 1954...	1,000	1,000
48 1949...
49 Horses and/or mules...multiple units reporting 1954...	8,851	6,808	1,443	365	213	20	2
50 1950...	10,632	8,350	1,537	431	286	24	4
51 number 1954...	25,353	16,884	4,643	1,984	1,448	340	54
52 1950...	39,102	26,783	6,863	2,440	2,587	355	74
53 Landlord-tenant operations containing multiple units: All subunits including home farm.....number 1954...	29,750	20,070	5,771	1,920	1,596	323	70
54 1950...	33,411	22,667	5,978	2,134	2,072	395	165
55 Land in all subunits including home farm.....acres 1954...	2,700,707	1,663,784	566,878	219,811	198,913	45,707	5,614
56 1950...	2,944,945	1,846,781	568,641	235,439	240,281	43,717	10,086
57 Owned by operator of multiple unit..acres 1954...	2,427,530	1,496,874	509,935	196,078	179,078	39,951	5,614
58 1950...	2,641,496	1,669,054	500,741	207,853	212,311	42,036	9,501
59 Rented by operator of multiple unit.....acres 1954...	273,177	166,910	56,943	23,733	19,835	5,756	...
60 1950...	303,449	177,727	67,900	27,586	27,970	1,681	585
61 Subunits not included in multiple units.....operators reporting 1954...	2,089	1,584	318	100	79	6	?
62 1950...	2,719	1,993	449	141	114	20	2
63 number 1954...	3,159	2,220	527	224	151	14	23
64 1950...	4,063	2,757	698	242	239	64	63
65 Share tenants.....number 1954...	2,598	1,835	451	150	132	10	20
66 1950...	1,908	1,238	356	142	124	29	19
67 Other tenants, not croppers nor share tenants.....number 1954...	561	385	76	74	19	4	3
68 1950...	2,155	1,519	342	100	115	35	44
69 Land in subunits not included in multiple units.....acres 1954...	141,172	78,892	32,942	14,865	11,792	716	1,965
70 1950...	176,422	104,534	33,813	13,689	15,840	2,662	5,884

¹Data for 1950 do not include reports for Magoffin County which was included in the 1954 multiple-unit area. See text.

Economic Area Table 5.—MULTIPLE-UNIT OPERATIONS, BY NUMBER OF SUBUNITS: CENSUSES OF 1954 AND 1950—Continued

Item (For definitions and explanations, see text)	Area 1						
	Total	Number of subunits					
		2	3	4	5 to 9	10 to 19	20 and over
1 Multiple-unit operations.....number 1954...	415	322	56	16	15	5	1
2 1950...	499	390	56	21	25	5	2
3 Subunits in multiple-unit operations.....total number 1954...	1,067	644	168	64	101	66	24
4 1950...	1,292	780	168	84	154	59	47
5 Home farms.....number 1954...	405	314	55	15	15	5	1
6 1950...	489	385	55	21	23	5	2
7 Cropper farms.....number 1954...	662	330	113	49	86	61	23
8 1950...	803	397	113	63	131	54	45
9 Land in multiple-unit operations....total acres 1954...	106,399	60,434	20,536	8,819	10,891	4,394	1,325
10 1950...	127,279	79,953	18,732	10,007	13,159	3,156	2,272
11 Home farms.....acres 1954...	92,098	52,047	17,803	8,112	9,514	3,566	1,036
12 1950...	104,033	68,162	14,557	8,197	9,351	2,230	1,536
13 Cropper farms.....acres 1954...	14,301	8,387	2,733	707	1,377	808	289
14 1950...	23,246	11,791	4,175	1,810	3,808	926	736
15 Cropland harvested.....total acres 1954...	47,712	24,031	8,576	5,955	4,969	3,243	938
16 1949...	55,752	30,276	8,990	4,259	8,794	1,908	1,525
17 Corn harvested for grain.....multiple units reporting 1954...	375	289	54	12	14	5	1
18 1949...	446	345	53	18	23	5	2
19 subunits reporting 1954...	566	401	85	19	31	8	22
20 1949...	722	496	99	45	59	8	15
21 acres 1954...	18,216	10,932	3,651	1,211	1,460	627	335
22 1949...	21,857	13,842	3,207	1,853	2,517	289	149
23 bushels 1954...	467,558	262,093	98,745	32,805	40,620	19,495	13,800
24 1949...	720,750	434,888	110,472	70,525	87,403	11,972	5,490
25 Cotton harvested.....multiple units reporting 1954...	135	74	28	14	13	5	1
26 1949...	138	70	26	14	21	5	2
27 subunits reporting 1954...	366	90	58	50	65	63	20
28 1949...	407	95	58	39	115	55	45
29 acres 1954...	5,600	997	989	878	1,382	1,102	252
30 1949...	8,445	1,485	1,413	798	3,236	957	556
31 bales 1954...	6,690	1,218	1,131	996	1,663	1,353	329
32 1949...	7,509	1,293	1,234	718	2,929	858	477
33 Tobacco harvested.....multiple units reporting 1954...	252	221	27	2	2
34 1949...	300	261	28	7	4
35 subunits reporting 1954...	364	299	50	5	10
36 1949...	421	332	54	18	17
37 acres 1954...	1,109	886	144	26	53
38 1949...	1,466	1,151	185	67	63
39 pounds 1954...	1,297,588	1,032,038	166,550	31,500	67,500
40 1949...	1,609,888	1,256,636	206,052	74,590	72,610
41 Peanuts harvested for picking or threshing.....multiple units reporting 1954...
42 1949...
43 subunits reporting 1954...
44 1949...
45 acres 1954...
46 1949...
47 pounds 1954...
48 1949...
49 Horses and/or mules....multiple units reporting 1954...	294	229	40	12	7	5	1
50 1950...	409	316	47	17	23	4	2
51 number 1954...	845	540	138	49	50	45	24
52 1950...	1,655	1,044	233	96	208	38	36
53 Landlord-tenant operations containing multiple units: All subunits including home farm.....number 1954...	1,199	732	184	66	112	69	36
54 1950...	1,520	918	185	97	181	70	66
55 Land in all subunits including home farm.....acres 1954...	116,558	65,396	23,270	8,850	12,057	4,446	2,559
56 1950...	144,208	85,686	23,311	10,488	17,881	3,542	3,300
57 Owned by operator of multiple unit..acres 1954...	95,341	54,941	18,958	5,796	10,067	3,040	2,529
58 1950...	115,520	74,222	14,663	6,984	12,989	3,542	3,120
59 Rented by operator of multiple unit.....acres 1954...	21,217	10,455	4,312	3,054	1,990	1,406	...
60 1950...	28,688	11,464	8,648	3,504	4,892	...	180
61 Subunits not included in multiple units.....operators reporting 1954...	93	70	11	2	7	2	1
62 1950...	124	97	10	5	8	3	1
63 number 1954...	132	88	16	2	11	3	12
64 1950...	228	138	17	13	27	11	22
65 Share tenants.....number 1954...	115	76	14	1	10	2	12
66 1950...	117	61	11	9	21	9	6
67 Other tenants, not croppers nor share tenants.....number 1954...	17	12	2	1	1	1	...
68 1950...	111	77	6	4	6	2	16
69 Land in subunits not included in multiple units.....acres 1954...	10,159	4,962	2,734	31	1,166	52	1,214
70 1950...	16,929	5,733	4,879	481	4,722	386	1,028

MULTIPLE-UNIT OPERATIONS

Economic Area Table 5.—MULTIPLE-UNIT OPERATIONS, BY NUMBER OF SUBUNITS: CENSUSES OF 1954 AND 1950—Continued

Item (For definitions and explanations, see text)	Area 2						
	Total	Number of subunits					
		2	3	4	5 to 9	10 to 19	20 and over
1 Multiple-unit operations.....number 1954...	310	223	62	16	7	1	1
2 1950...	450	348	68	14	18	1	1
3 Subunits in multiple-unit operations.....total number 1954...	774	446	186	64	40	15	23
4 1950...	1,115	696	204	56	109	15	35
5 Home farms.....number 1954...	301	216	61	15	7	1	1
6 1950...	429	331	68	12	17	1	...
7 Cropper farms.....number 1954...	473	230	125	49	33	14	22
8 1950...	686	365	136	44	92	14	35
9 Land in multiple-unit operations...total acres 1954...	100,353	55,362	23,306	11,028	6,128	2,205	2,324
10 1950...	117,335	70,121	23,230	7,245	14,406	1,603	730
11 Home farms.....acres 1954...	64,612	46,504	20,632	9,398	5,326	1,740	1,012
12 1950...	93,642	55,660	20,540	5,123	11,505	814	...
13 Cropper farms.....acres 1954...	15,741	8,898	2,674	1,630	802	465	1,312
14 1950...	23,693	14,461	2,690	2,122	2,901	789	730
15 Cropland harvested.....total acres 1954...	52,520	27,480	11,966	6,485	3,435	1,665	1,489
16 1949...	56,783	33,411	12,295	4,005	6,341	440	291
17 Corn harvested for grain.....multiple units reporting 1954...	296	212	59	16	7	1	1
18 1949...	397	303	65	13	16	1	1
19 subunits reporting 1954...	509	321	120	41	21	2	4
20 1949...	665	450	140	31	59	2	3
21 acres 1954...	24,681	13,473	6,058	2,626	1,425	476	623
22 1949...	24,436	14,501	5,549	1,320	2,622	223	21
23 bushels 1954...	950,308	495,049	246,998	101,771	63,530	20,580	22,580
24 1949...	889,241	526,022	205,877	45,814	100,508	10,400	620
25 Cotton harvested.....multiple units reporting 1954...
26 1949...
27 subunits reporting 1954...
28 1949...
29 acres 1954...
30 1949...
31 bales 1954...
32 1949...
33 Tobacco harvested.....multiple units reporting 1954...	279	195	59	16	7	1	1
34 1949...	389	294	65	12	16	1	1
35 subunits reporting 1954...	555	304	138	48	32	13	20
36 1949...	694	410	140	32	73	9	30
37 acres 1954...	1,792	925	440	208	98	64	70
38 1949...	2,310	1,361	454	116	270	39	57
39 pounds 1954...	2,211,820	1,138,396	563,772	255,752	113,135	69,750	71,015
40 1949...	2,510,171	1,482,404	541,111	121,302	255,451	39,100	70,803
41 Peanuts harvested for picking or threshing.....multiple units reporting 1954...
42 1949...
43 subunits reporting 1954...
44 1949...
45 acres 1954...
46 1949...
47 pounds 1954...
48 1949...
49 Horses and/or mules...multiple units reporting 1954...	218	156	44	10	6	1	1
50 1950...	368	285	54	12	15	1	1
51 number 1954...	670	392	150	42	34	22	30
52 1950...	1,544	1,080	244	55	119	26	20
53 Landlord-tenant operations containing multiple units: All subunits including home farm.....number 1954...	866	507	199	69	42	15	34
54 1950...	1,294	794	228	59	119	18	76
55 Land in all subunits including home farm.....acres 1954...	107,769	59,870	24,936	11,338	6,345	2,205	3,075
56 1950...	134,369	78,549	24,440	8,260	15,547	1,987	5,586
57 Owned by operator of multiple unit..acres 1954...	78,851	43,895	17,066	8,553	4,137	2,125	3,075
58 1950...	107,047	62,095	18,721	6,383	12,373	1,889	5,586
59 Rented by operator of multiple unit.....acres 1954...	28,918	15,975	7,870	2,785	2,208	80	...
60 1950...	27,322	16,454	5,719	1,877	3,174	98	...
61 Subunits not included in multiple units.....operators reporting 1954...	54	41	8	2	2	...	1
62 1950...	102	75	17	2	6	1	1
63 number 1954...	92	61	13	5	2	...	11
64 1950...	179	98	24	3	10	3	41
65 Share tenants.....number 1954...	70	45	10	5	2	...	8
66 1950...	85	53	12	1	4	2	13
67 Other tenants, not croppers nor share tenants.....number 1954...	22	16	3	3
68 1950...	94	45	12	2	6	1	28
69 Land in subunits not included in multiple units.....acres 1954...	7,416	4,508	1,630	310	217	...	751
70 1950...	17,034	8,428	1,210	1,015	1,141	384	4,856

Economic Area Table 5.—MULTIPLE-UNIT OPERATIONS, BY NUMBER OF SUBUNITS: CENSUSES OF 1954 AND 1950—Continued

Item (For definitions and explanations, see text)	Area 3a						
	Total	Number of subunits					
		2	3	4	5 to 9	10 to 19	20 and over
1 Multiple-unit operations.....number 1954...	606	486	83	28	9
2 1950...	691	561	95	22	13
3 Subunits in multiple-unit operations.....total number 1954...	1,381	972	249	112	48
4 1950...	1,564	1,122	285	88	69
5 Home farms.....number 1954...	596	480	60	27	9
6 1950...	678	551	93	22	12
7 Cropper farms.....number 1954...	785	492	169	85	39
8 1950...	886	571	192	66	57
9 Land in multiple-unit operations....total acres 1954...	166,224	105,931	32,463	15,893	11,937
10 1950...	186,332	125,468	35,741	12,678	12,445
11 Home farms.....acres 1954...	147,837	94,627	28,068	14,665	10,277
12 1950...	159,923	106,244	30,614	11,465	11,600
13 Cropper farms.....acres 1954...	18,387	11,104	4,395	1,228	1,660
14 1950...	27,409	19,224	5,127	1,213	845
15 Cropland harvested.....total acres 1954...	48,270	30,822	9,211	5,156	3,081
16 1949...	56,018	36,310	11,995	3,894	3,819
17 Corn harvested for grain.....multiple units reporting 1954...	560	442	81	28	9
18 1949...	647	526	92	17	12
19 subunits reporting 1954...	860	615	143	72	30
20 1949...	1,011	758	173	45	35
21 acres 1954...	22,252	15,064	3,983	2,157	1,048
22 1949...	24,305	16,727	4,974	1,200	1,404
23 bushels 1954...	687,019	450,312	132,742	76,055	27,910
24 1949...	718,959	478,653	164,666	38,470	37,170
25 Cotton harvested.....multiple units reporting 1954...
26 1949...
27 subunits reporting 1954...
28 1949...
29 acres 1954...
30 1949...
31 bales 1954...
32 1949...
33 Tobacco harvested.....multiple units reporting 1954...	538	423	79	27	9
34 1949...	577	457	86	21	13
35 subunits reporting 1954...	931	630	174	86	41
36 1949...	913	631	174	57	51
37 acres 1954...	2,119	1,293	439	233	154
38 1949...	2,354	1,465	484	177	228
39 pounds 1954...	3,016,582	1,848,057	647,417	324,076	197,032
40 1949...	2,585,986	1,565,096	546,367	228,923	245,600
41 Peanuts harvested for picking or threshing.....multiple units reporting 1954...
42 1949...
43 subunits reporting 1954...
44 1949...
45 acres 1954...
46 1949...
47 pounds 1954...
48 1949...
49 Horses and/or mules....multiple units reporting 1954...	455	355	72	20	8
50 1950...	584	471	83	18	12
51 number 1954...	1,211	858	241	76	36
52 1950...	2,069	1,557	335	86	91
53 Landlord-tenant operations containing multiple units: All subunits including home farm.....number 1954...	1,530	1,079	268	132	51
54 1950...	1,762	1,277	311	94	80
55 Land in all subunits including home farm.....acres 1954...	171,959	109,680	33,650	16,351	12,278
56 1950...	194,957	132,362	36,884	12,940	12,771
57 Owned by operator of multiple unit..acres 1954...	159,897	101,752	31,021	14,937	12,187
58 1950...	175,993	118,951	33,437	11,218	12,387
59 Rented by operator of multiple unit.....acres 1954...	12,062	7,928	2,629	1,414	91
60 1950...	18,964	13,411	3,447	1,722	384
61 Subunits not included in multiple units.....operators reporting 1954...	105	83	15	5	2
62 1950...	135	101	22	5	7
63 number 1954...	149	107	19	20	3
64 1950...	198	155	26	6	11
65 Share tenants.....number 1954...	124	88	17	17	2
66 1950...	76	53	16	1	6
67 Other tenants, not croppers nor share tenants.....number 1954...	25	19	2	3	1
68 1950...	122	102	10	5	5
69 Land in subunits not included in multiple units.....acres 1954...	5,735	3,749	1,187	458	341
70 1950...	8,625	6,894	1,143	262	326

MULTIPLE-UNIT OPERATIONS

Economic Area Table 5.—MULTIPLE-UNIT OPERATIONS, BY NUMBER OF SUBUNITS: CENSUSES OF 1954 AND 1950—Continued

Item (For definitions and explanations, see text)	Area 3b						
	Total	Number of subunits					
		2	3	4	5 to 9	10 to 19	20 and over
1 Multiple-unit operations.....number 1954...	976	791	136	29	20
2 1950...	1,058	870	139	27	22
3 Subunits in multiple-unit operations.....total number 1954...	2,216	1,582	408	116	110
4 1950...	2,393	1,740	417	108	128
5 Home farms.....number 1954...	951	773	133	26	19
6 1950...	1,040	859	135	25	21
7 Cropper farms.....number 1954...	1,265	809	275	90	91
8 1950...	1,353	881	282	83	107
9 Land in multiple-unit operations.....total acres 1954...	174,009	119,550	30,089	12,076	12,294
10 1950...	185,399	126,165	34,800	9,498	14,936
11 Home farms.....acres 1954...	146,616	102,449	25,217	8,541	10,409
12 1950...	152,812	106,337	28,008	6,814	11,653
13 Cropper farms.....acres 1954...	27,393	17,101	4,872	3,535	1,885
14 1950...	32,587	19,828	6,792	2,684	3,283
15 Cropland harvested.....total acres 1954...	52,495	37,012	8,822	3,370	3,291
16 1949...	59,344	40,267	10,029	3,664	5,384
17 Corn harvested for grain.....multiple units reporting 1954...	873	696	130	28	19
18 1949...	978	796	134	27	21
19 subunits reporting 1954...	1,258	904	228	68	58
20 1949...	1,502	1,116	254	69	63
21 acres 1954...	20,467	14,703	3,247	1,195	1,322
22 1949...	24,671	16,950	4,283	1,182	2,256
23 bushels 1954...	638,165	439,587	103,048	44,705	50,825
24 1949...	901,971	611,011	165,602	48,578	76,780
25 Cotton harvested.....multiple units reporting 1954...
26 1949...
27 subunits reporting 1954...
28 1949...
29 acres 1954...
30 1949...
31 bales 1954...
32 1949...
33 Tobacco harvested.....multiple units reporting 1954...	942	758	136	28	20
34 1949...	1,028	842	137	27	22
35 subunits reporting 1954...	1,526	1,071	285	80	90
36 1949...	1,668	1,220	280	76	92
37 acres 1954...	3,212	2,139	598	221	254
38 1949...	3,801	2,600	690	208	303
39 pounds 1954...	5,060,303	3,322,565	936,913	374,650	426,175
40 1949...	4,553,085	3,060,280	841,685	270,099	381,021
41 Peanuts harvested for picking or threshing.....multiple units reporting 1954...	1	1
42 1949...
43 subunits reporting 1954...	1	1
44 1949...
45 acres 1954...	1	1
46 1949...
47 pounds 1954...	1,000	1,000
48 1949...
49 Horses and/or mules.....multiple units reporting 1954...	733	576	111	27	19
50 1950...	898	734	122	24	18
51 number 1954...	1,784	1,269	283	126	106
52 1950...	2,916	2,142	500	138	136
53 Landlord-tenant operations containing multiple units: All subunits including home farm.....number 1954...	2,408	1,738	433	122	115
54 1950...	2,643	1,931	461	120	131
55 Land in all subunits including home farm.....acres 1954...	182,179	124,535	32,613	12,597	12,434
56 1950...	194,073	131,815	36,932	10,219	15,107
57 Owned by operator of multiple unit.....acres 1954...	170,300	115,932	30,833	11,651	11,884
58 1950...	180,080	121,899	34,381	9,788	14,012
59 Rented by operator of multiple unit.....acres 1954...	11,879	8,603	1,780	946	550
60 1950...	13,993	9,916	2,551	431	1,095
61 Subunits not included in multiple units.....operators reporting 1954...	155	125	22	4	4
62 1950...	197	157	32	5	3
63 number 1954...	192	156	25	6	5
64 1950...	250	191	44	12	3
65 Share tenants.....number 1954...	154	122	23	4	5
66 1950...	112	77	25	8	2
67 Other tenants, not croppers nor share tenants.....number 1954...	38	34	2	2
68 1950...	138	114	19	4	1
69 Land in subunits not included in multiple units.....acres 1954...	8,170	4,985	2,524	521	140
70 1950...	8,674	5,650	2,132	721	171

Economic Area Table 5.—MULTIPLE-UNIT OPERATIONS, BY NUMBER OF SUBUNITS: CENSUSES OF 1954 AND 1950—Continued

Item (For definitions and explanations, see text)		Area 4						
		Total	Number of subunits					
			2	3	4	5 to 9	10 to 19	20 and over
1	Multiple-unit operations.....number 1954...	1,812	1,384	318	63	40	7	...
2	1950...	2,059	1,585	334	91	46	3	...
3	Subunits in multiple-unit operations.....total number 1954...	4,284	2,768	954	252	230	80	...
4	1950...	4,858	3,170	1,002	364	287	35	...
5	Home farms.....number 1954...	1,777	1,358	309	63	40	7	...
6	1950...	2,006	1,540	328	90	45	3	...
7	Cropper farms.....number 1954...	2,507	1,410	645	189	190	73	...
8	1950...	2,852	1,630	674	274	242	32	...
9	Land in multiple-unit operations...total acres 1954...	441,438	266,115	104,635	28,488	29,142	13,058	...
10	1950...	476,616	288,888	108,373	42,424	32,080	4,851	...
11	Home farms.....acres 1954...	389,130	235,014	91,601	25,024	25,381	12,170	...
12	1950...	404,642	246,361	91,193	35,128	27,677	4,283	...
13	Cropper farms.....acres 1954...	52,248	31,101	13,034	3,464	3,761	888	...
14	1950...	71,974	42,527	17,180	7,296	4,403	568	...
15	Cropland harvested.....total acres 1954...	185,308	110,682	42,473	12,570	13,543	6,040	...
16	1949...	188,909	112,209	41,729	18,594	14,290	2,087	...
17	Corn harvested for grain.....multiple units reporting 1954...	1,709	1,289	312	62	39	7	...
18	1949...	1,942	1,481	323	90	45	3	...
19	subunits reporting 1954...	2,991	1,918	667	186	170	50	...
20	1949...	3,331	2,180	690	258	181	22	...
21	acres 1954...	71,913	44,082	15,976	4,793	4,479	2,583	...
22	1949...	79,762	48,658	17,450	7,806	4,998	850	...
23	bushels 1954...	2,205,347	1,275,901	522,963	164,547	157,026	84,910	...
24	1949...	2,965,905	1,731,653	664,364	328,182	222,156	39,550	...
25	Cotton harvested.....multiple units reporting 1954...
26	1949...
27	subunits reporting 1954...
28	1949...
29	acres 1954...
30	1949...
31	bales 1954...
32	1949...
33	Tobacco harvested.....multiple units reporting 1954...	1,784	1,357	317	63	40	7	...
34	1949...	1,998	1,529	330	90	46	3	...
35	subunits reporting 1954...	3,256	2,035	729	211	204	77	...
36	1949...	3,413	2,160	717	285	226	25	...
37	acres 1954...	9,818	5,588	2,343	721	783	383	...
38	1949...	10,825	6,182	2,498	1,030	974	141	...
39	pounds 1954...	13,860,801	7,793,643	3,314,680	1,088,202	1,135,356	528,920	...
40	1949...	13,438,168	7,620,964	3,013,505	1,366,186	1,262,300	175,213	...
41	Peanuts harvested for picking or threshing.....multiple units reporting 1954...
42	1949...
43	subunits reporting 1954...
44	1949...
45	acres 1954...
46	1949...
47	pounds 1954...
48	1949...
49	Horses and/or mules....multiple units reporting 1954...	1,400	1,043	257	60	33	7	...
50	1950...	1,777	1,343	301	85	45	3	...
51	number 1954...	3,545	2,264	737	221	230	93	...
52	1950...	6,025	3,888	1,278	456	354	49	...
53	Landlord-tenant operations containing multiple units: All subunits including home farm.....number 1954...	4,573	2,966	1,008	265	251	83	...
54	1950...	5,307	3,461	1,101	388	317	40	...
55	Land in all subunits including home farm.....acres 1954...	458,242	275,181	108,822	29,764	31,020	13,455	...
56	1950...	503,045	308,910	114,652	45,556	34,696	5,231	...
57	Owned by operator of multiple unit.....acres 1954...	405,182	241,759	97,565	25,528	27,555	12,775	...
58	1950...	451,068	271,469	103,164	39,834	32,170	4,431	...
59	Rented by operator of multiple unit.....acres 1954...	53,060	33,422	13,257	4,236	3,465	680	...
60	1950...	51,977	31,441	11,488	5,722	2,526	800	...
61	Subunits not included in multiple units.....operators reporting 1954...	230	164	43	11	11	1	...
62	1950...	335	245	59	17	12	2	...
63	number 1954...	289	198	54	13	21	3	...
64	1950...	449	291	99	24	30	5	...
65	Share tenants.....number 1954...	246	167	43	13	20	3	...
66	1950...	222	131	56	17	17	1	...
67	Other tenants, not croppers nor share tenants.....number 1954...	43	31	11	...	1
68	1950...	227	160	43	7	13	4	...
69	Land in subunits not included in multiple units.....acres 1954...	16,804	9,066	4,187	1,276	1,878	397	...
70	1950...	26,429	14,022	6,279	3,132	2,616	380	...

MULTIPLE-UNIT OPERATIONS

Economic Area Table 5.—MULTIPLE-UNIT OPERATIONS, BY NUMBER OF SUBUNITS: CENSUSES OF 1954 AND 1950—Continued

Item (For definitions and explanations, see text)		Area 5							
		Total	Number of subunits						
			2	3	4	5 to 9	10 to 19	20 and over	
1	Multiple-unit operations.....number	1954...	2,153	1,705	338	80	30
2		1950...	2,320	1,931	276	76	34	3	...
3	Subunits in multiple-unit operations.....total number	1954...	4,919	3,410	1,014	320	175
4		1950...	5,220	3,862	828	304	193	33	...
5	Home farms.....number	1954...	2,116	1,675	333	79	29
6		1950...	2,289	1,903	273	76	34	3	...
7	Cropper farms.....number	1954...	2,803	1,735	661	241	146
8		1950...	2,931	1,959	555	228	159	30	...
9	Land in multiple-unit operations....total acres	1954...	427,119	272,087	92,792	36,935	25,305
10		1950...	442,169	302,134	76,271	31,602	22,512	9,650	...
11	Home farms.....acres	1954...	371,994	237,007	80,926	32,118	21,903
12		1950...	373,128	256,469	63,965	26,687	17,943	8,064	...
13	Cropper farms.....acres	1954...	55,165	35,080	11,866	4,817	3,402
14		1950...	69,041	45,665	12,306	4,915	4,569	1,586	...
15	Cropland harvested.....total acres	1954...	110,322	71,335	24,960	8,219	5,808
16		1949...	121,956	84,774	21,693	8,457	5,951	1,081	...
17	Corn harvested for grain.....multiple units reporting	1954...	1,915	1,496	314	76	29
18		1949...	2,087	1,722	255	74	33	3	...
19	subunits reporting	1954...	2,901	2,021	606	184	90
20		1949...	3,168	2,358	486	168	124	32	...
21	acres	1954...	43,209	27,862	9,825	3,058	2,364
22		1949...	49,277	34,069	8,721	3,491	2,351	645	...
23	bushels	1954...	1,426,902	886,567	350,100	110,688	77,547
24		1949...	1,622,775	1,114,490	289,568	120,930	77,397	20,390	...
25	Cotton harvested.....multiple units reporting	1954...
26		1949...
27	subunits reporting	1954...
28		1949...
29	acres	1954...
30		1949...
31	bales	1954...
32		1949...
33	Tobacco harvested.....multiple units reporting	1954...	2,075	1,633	333	79	30
34		1949...	2,195	1,811	271	76	34	3	...
35	subunits reporting	1954...	3,418	2,304	729	242	143
36		1949...	3,380	2,447	536	220	149	28	...
37	acres	1954...	6,195	3,871	1,417	521	386
38		1949...	6,241	4,183	1,125	470	394	69	...
39	pounds	1954...	9,765,806	6,051,568	2,258,799	847,442	607,997
40		1949...	7,934,865	5,368,544	1,371,372	627,107	497,944	69,898	...
41	Peanuts harvested for picking or threshing.....multiple units reporting	1954...
42		1949...
43	subunits reporting	1954...
44		1949...
45	acres	1954...
46		1949...
47	pounds	1954...
48		1949...
49	Horses and/or mules....multiple units reporting	1954...	1,731	1,349	286	67	29
50		1950...	1,933	1,595	234	71	30	3	...
51	number	1954...	4,423	3,132	641	247	203
52		1950...	6,210	4,625	921	364	233	67	...
53	Landlord-tenant operations containing multiple units:								
54	All subunits including home farm.....number	1954...	5,422	3,777	1,106	343	196
55		1950...	5,871	4,339	929	335	219	49	...
56	Land in all subunits including home farm.....acres	1954...	445,097	281,705	96,830	38,614	27,947
57		1950...	463,228	314,531	80,146	32,862	24,989	10,700	...
58	Owned by operator of multiple unit..acres	1954...	416,508	262,249	90,061	37,659	26,539
59		1950...	426,857	290,867	71,185	30,171	23,934	10,700	...
60	Rented by operator of multiple unit.....acres	1954...	28,589	19,457	6,769	955	1,408
61		1950...	36,371	23,664	8,961	2,691	1,055
62	Subunits not included in multiple units.....operators reporting	1954...	348	274	51	16	7
63		1950...	485	379	71	20	12	3	...
64	number	1954...	503	367	92	23	21
65		1950...	651	477	101	31	26	16	...
66	Share tenants.....number	1954...	409	293	75	20	21
67		1950...	257	181	40	18	12	6	...
68	Other tenants, not croppers nor share tenants.....number	1954...	94	74	17	3
69		1950...	394	296	61	13	14	10	...
70	Land in subunits not included in multiple units.....acres	1954...	17,978	9,619	4,038	1,679	2,642
		1950...	21,059	12,397	3,875	1,260	2,477	1,050	...

Economic Area Table 5.—MULTIPLE-UNIT OPERATIONS, BY NUMBER OF SUBUNITS: CENSUSES OF 1954 AND 1950—Continued

Item (For definitions and explanations, see text)		Areas 6, A, and B						
		Total	Number of subunits					
			2	3	4	5 to 9	10 to 19	20 and over
1	Multiple-unit operations.....number 1954...	3,121	2,421	475	132	84	9	...
2	1950...	3,591	2,805	530	148	93	14	1
3	Subunits in multiple-unit operations.....total number 1954...	7,394	4,842	1,425	528	480	119	...
4	1950...	8,498	5,610	1,590	592	523	163	20
5	Home farms.....number 1954...	3,059	2,371	467	131	81	9	...
6	1950...	3,493	2,724	516	146	92	14	1
7	Cropper farms.....number 1954...	4,335	2,471	958	397	399	110	...
8	1950...	5,005	2,886	1,074	446	431	149	19
9	Land in multiple-unit operations....total acres 1954...	690,830	414,189	137,653	61,032	55,732	22,224	...
10	1950...	776,137	472,750	149,215	71,668	60,933	20,371	1,200
11	Home farms.....acres 1954...	610,425	367,369	120,273	54,556	47,102	21,125	...
12	1950...	669,544	415,423	126,426	60,309	52,319	13,959	1,108
13	Cropper farms.....acres 1954...	80,405	46,820	17,380	6,476	8,630	1,099	...
14	1950...	106,593	57,327	22,789	11,359	8,614	6,412	92
15	Cropland harvested.....total acres 1954...	160,929	95,913	30,677	15,524	13,877	4,938	...
16	1949...	194,851	115,544	40,233	17,639	16,010	4,507	918
17	Corn harvested for grain.....multiple units reporting 1954...	2,506	1,896	408	117	77	8	...
18	1949...	2,968	2,255	484	131	83	14	1
19	subunits reporting 1954...	3,535	2,346	691	244	219	35	...
20	1949...	4,426	2,939	853	311	231	88	4
21	acres 1954...	40,534	24,185	8,155	3,899	3,351	944	...
22	1949...	54,116	32,647	11,427	4,879	3,457	1,479	227
23	bushels 1954...	1,457,232	859,669	293,466	141,087	120,240	42,770	...
24	1949...	2,437,857	1,449,972	511,340	236,013	161,353	64,424	14,755
25	Cotton harvested.....multiple units reporting 1954...
26	1949...
27	subunits reporting 1954...
28	1949...
29	acres 1954...
30	1949...
31	bales 1954...
32	1949...
33	Tobacco harvested.....multiple units reporting 1954...	3,082	2,353	474	132	84	9	...
34	1949...	3,478	2,701	522	147	93	14	1
35	subunits reporting 1954...	5,368	3,364	1,072	417	402	113	...
36	1949...	5,913	3,746	1,151	438	429	130	19
37	acres 1954...	17,376	10,232	3,558	1,594	1,458	534	...
38	1949...	20,831	12,088	4,229	1,893	1,807	759	55
39	pounds 1954...	27,138,417	15,684,137	5,765,160	2,526,758	2,360,476	799,886	...
40	1949...	28,291,957	16,283,098	5,817,578	2,619,144	2,499,127	988,010	65,000
41	Peanuts harvested for picking or threshing.....multiple units reporting 1954...
42	1949...
43	subunits reporting 1954...
44	1949...
45	acres 1954...
46	1949...
47	pounds 1954...
48	1949...
49	Horses and/or mules....multiple units reporting 1954...	2,489	1,881	405	118	78	7	...
50	1950...	3,123	2,406	479	139	86	12	1
51	number 1954...	7,961	5,162	1,500	570	549	180	...
52	1950...	12,611	8,277	2,402	892	865	157	18
53	Landlord-tenant operations containing multiple units: All subunits including home farm.....number 1954...	8,421	5,571	1,590	601	532	127	...
54	1950...	9,860	6,534	1,820	694	603	189	20
55	Land in all subunits including home farm.....acres 1954...	734,684	440,789	147,276	64,763	59,365	22,491	...
56	1950...	826,231	504,829	159,842	75,780	63,759	20,821	1,200
57	Owned by operator of multiple unit..acres 1954...	663,203	397,263	135,141	59,051	52,847	18,901	...
58	1950...	753,790	460,714	145,965	69,044	57,234	20,038	795
59	Rented by operator of multiple unit.....acres 1954...	71,481	43,526	12,135	5,712	6,518	3,590	...
60	1950...	72,441	44,115	13,877	6,736	6,525	783	405
61	Subunits not included in multiple units.....operators reporting 1954...	665	500	91	42	29	3	...
62	1950...	866	616	148	54	39	9	...
63	number 1954...	1,027	729	165	73	52	8	...
64	1950...	1,362	924	230	102	80	26	...
65	Share tenants.....number 1954...	899	636	146	65	47	5	...
66	1950...	691	465	118	57	40	11	...
67	Other tenants, not croppers nor share tenants.....number 1954...	128	93	19	8	5	3	...
68	1950...	671	459	112	45	40	15	...
69	Land in subunits not included in multiple units.....acres 1954...	43,854	26,600	9,623	3,731	3,633	267	...
70	1950...	50,094	32,079	10,627	4,112	2,826	450	...

MULTIPLE-UNIT OPERATIONS

Economic Area Table 5.—MULTIPLE-UNIT OPERATIONS, BY NUMBER OF SUBUNITS: CENSUSES OF 1954 AND 1950—Continued

	Item (For definitions and explanations, see text)	Area 7						
		Total	Number of subunits					
			2	3	4	5 to 9	10 to 19	20 and over
1	Multiple-unit operations.....number 1954...	942	719	151	38	32	2	...
2	1950...	1,032	746	176	53	55	2	...
3	Subunits in multiple-unit operations.....total number 1954...	2,267	1,438	453	152	195	29	...
4	1950...	2,574	1,492	528	212	316	26	...
5	Home farms.....number 1954...	928	710	150	36	30	2	...
6	1950...	1,001	726	170	51	53	1	...
7	Cropper farms.....number 1954...	1,339	728	303	116	165	27	...
8	1950...	1,573	766	358	161	263	25	...
9	Land in multiple-unit operations....total acres 1954...	252,082	142,378	59,598	20,175	26,821	3,110	...
10	1950...	289,017	150,681	64,554	25,150	47,208	1,424	...
11	Home farms.....acres 1954...	233,503	132,677	55,362	18,436	24,087	2,941	...
12	1950...	261,689	135,287	59,253	22,467	43,370	1,312	...
13	Cropper farms.....acres 1954...	18,579	9,701	4,236	1,739	2,734	169	...
14	1950...	27,328	15,394	5,301	2,683	3,838	112	...
15	Cropland harvested.....total acres 1954...	68,226	38,382	14,630	6,581	7,868	765	...
16	1949...	79,311	39,549	16,568	7,616	15,286	292	...
17	Corn harvested for grain.....multiple units reporting 1954...	634	483	107	24	20
18	1949...	720	508	129	40	43
19	subunits reporting 1954...	793	549	166	42	36
20	1949...	982	615	191	69	107
21	acres 1954...	9,891	6,143	2,417	647	684
22	1949...	12,417	7,045	2,665	1,232	1,475
23	bushels 1954...	386,996	233,990	94,081	26,750	32,175
24	1949...	571,234	322,778	116,343	61,465	70,648
25	Cotton harvested.....multiple units reporting 1954...
26	1949...
27	subunits reporting 1954...
28	1949...
29	acres 1954...
30	1949...
31	bales 1954...
32	1949...
33	Tobacco harvested.....multiple units reporting 1954...	928	704	151	38	31	2	...
34	1949...	1,001	719	173	52	55	2	...
35	subunits reporting 1954...	1,586	947	342	113	156	28	...
36	1949...	1,800	976	384	164	250	26	...
37	acres 1954...	7,506	4,311	1,518	584	908	185	...
38	1949...	9,898	5,165	2,127	982	1,501	123	...
39	pounds 1954...	12,191,206	6,821,853	2,551,424	954,583	1,493,346	370,000	...
40	1949...	14,521,015	7,591,449	3,106,300	1,441,337	2,154,529	227,400	...
41	Peanuts harvested for picking or threshing.....multiple units reporting 1954...
42	1949...
43	subunits reporting 1954...
44	1949...
45	acres 1954...
46	1949...
47	pounds 1954...
48	1949...
49	Horses and/or mules....multiple units reporting 1954...	684	510	119	32	23
50	1950...	843	600	149	46	47	1	...
51	number 1954...	2,993	1,757	464	587	185
52	1950...	4,134	2,620	738	267	491	18	...
53	Landlord-tenant operations containing multiple units: All subunits including home farm.....number 1954...	2,704	1,729	549	175	222	29	...
54	1950...	3,102	1,806	650	253	364	29	...
55	Land in all subunits including home farm.....acres 1954...	267,031	151,964	63,363	20,602	27,992	3,110	...
56	1950...	312,418	166,744	67,825	27,676	48,737	1,436	...
57	Owned by operator of multiple unit..acres 1954...	228,575	130,829	53,547	16,190	24,899	3,110	...
58	1950...	265,887	143,087	56,163	23,478	41,743	1,436	...
59	Rented by operator of multiple unit.....acres 1954...	38,456	21,135	9,816	4,412	3,093
60	1950...	46,531	23,677	11,662	4,198	6,994
61	Subunits not included in multiple units.....operators reporting 1954...	259	181	52	13	13
62	1950...	312	196	65	25	24	2	...
63	number 1954...	437	291	96	23	27
64	1950...	528	314	122	41	48	3	...
65	Share tenants.....number 1954...	371	248	86	20	17
66	1950...	256	151	57	27	21
67	Other tenants, not croppers nor share tenants.....number 1954...	66	43	10	3	10
68	1950...	272	163	65	14	27	3	...
69	Land in subunits not included in multiple units.....acres 1954...	14,949	9,586	3,765	427	1,171
70	1950...	23,401	16,063	3,271	2,526	1,529	12	...

Economic Area Table 5.—MULTIPLE-UNIT OPERATIONS, BY NUMBER OF SUBUNITS: CENSUSES OF 1954 AND 1950—Continued

Item (For definitions and explanations, see text)	Areas 8 and c ¹						
	Total	Number of subunits					
		2	3	4	5 to 9	10 to 19	20 and over
1 Multiple-unit operations.....number 1954...	1,037	874	129	22	12
2 1950...	836	719	86	21	10
3 Subunits in multiple-unit operations.....total number 1954...	2,289	1,748	387	88	66
4 1950...	1,834	1,438	258	84	54
5 Home farms.....number 1954...	1,019	863	123	21	12
6 1950...	831	716	84	21	10
7 Cropper farms.....number 1954...	1,270	885	264	67	54
8 1950...	1,003	722	174	63	44
9 Land in multiple-unit operations....total acres 1954...	201,081	148,846	32,864	10,500	8,871
10 1950...	168,239	126,087	23,912	11,478	6,762
11 Home farms.....acres 1954...	178,881	133,415	28,293	9,352	7,821
12 1950...	144,326	107,990	20,335	10,540	5,461
13 Cropper farms.....acres 1954...	22,200	15,431	4,571	1,148	1,050
14 1950...	23,913	18,097	3,577	938	1,301
15 Cropland harvested.....total acres 1954...	30,692	23,306	4,547	1,702	1,137
16 1949...	26,810	20,068	4,107	1,559	1,076
17 Corn harvested for grain.....multiple units reporting 1954...	920	767	119	22	12
18 1949...	715	609	76	20	10
19 subunits reporting 1954...	1,403	1,070	238	59	36
20 1949...	1,124	888	155	45	36
21 acres 1954...	11,046	8,533	1,820	445	248
22 1949...	9,764	7,422	1,497	450	395
23 bushels 1954...	440,409	335,575	73,411	19,273	12,150
24 1949...	337,852	249,974	60,157	12,801	14,920
25 Cotton harvested.....multiple units reporting 1954...
26 1949...
27 subunits reporting 1954...
28 1949...
29 acres 1954...
30 1949...
31 bales 1954...
32 1949...
33 Tobacco harvested.....multiple units reporting 1954...	940	790	119	19	12
34 1949...	717	613	75	19	10
35 subunits reporting 1954...	1,374	1,058	221	51	44
36 1949...	1,045	833	127	47	38
37 acres 1954...	2,262	1,641	372	131	118
38 1949...	1,869	1,395	266	122	86
39 pounds 1954...	3,539,108	2,608,566	569,616	193,126	167,800
40 1949...	2,524,712	1,893,399	344,164	160,536	126,613
41 Peanuts harvested for picking or threshing.....multiple units reporting 1954...
42 1949...
43 subunits reporting 1954...
44 1949...
45 acres 1954...
46 1949...
47 pounds 1954...
48 1949...
49 Horses and/or mules....multiple units reporting 1954...	847	709	109	19	10
50 1950...	697	600	68	19	10
51 number 1954...	1,920	1,510	289	66	55
52 1950...	1,938	1,550	212	86	90
53 Landlord-tenant operations containing multiple units: All subunits including home farm.....number 1954...	2,627	1,971	434	147	75
54 1950...	2,052	1,607	293	94	58
55 Land in all subunits including home farm.....acres 1954...	217,188	154,663	36,118	16,932	9,475
56 1950...	172,416	129,355	24,609	11,658	6,794
57 Owned by operator of multiple unit..acres 1954...	209,673	148,254	35,743	16,713	8,963
58 1950...	165,254	125,770	23,062	10,953	5,469
59 Rented by operator of multiple unit.....acres 1954...	7,515	6,409	375	219	512
60 1950...	7,162	3,585	1,547	705	1,325
61 Subunits not included in multiple units.....operators reporting 1954...	180	146	25	5	4
62 1950...	163	127	25	8	3
63 number 1954...	338	223	47	59	9
64 1950...	218	169	35	10	4
65 Share tenants.....number 1954...	210	160	37	5	8
66 1950...	92	66	21	4	1
67 Other tenants, not croppers nor share tenants.....number 1954...	128	63	10	54	1
68 1950...	126	103	14	6	3
69 Land in subunits not included in multiple units.....acres 1954...	16,107	5,817	3,254	6,432	604
70 1950...	4,177	3,268	697	180	32

¹Data for 1950 do not include reports for Magoffin County which was included in the 1954 multiple-unit area. See text.

MULTIPLE-UNIT OPERATIONS

Economic Area Table 6.—MULTIPLE-UNIT OPERATIONS, BY KIND OF TENANT IN LANDLORD-TENANT OPERATION: CENSUSES OF 1954 AND 1950

Item (For definitions and explanations, see text)	Total, selected areas ¹				Area 1			
	Total	Kind of tenant in landlord-tenant operation			Total	Kind of tenant in landlord-tenant operation		
		Croppers only	Croppers, share, and/or other tenants only	Croppers and tenants other than share tenants only		Croppers only	Croppers, share, and/or other tenants only	Croppers and tenants other than share tenants only
1 Multiple-unit operations.....number 1954...	11,372	9,283	1,759	330	415	322	81	12
2 1950...	12,536	9,817	1,382	1,337	499	375	69	55
3 Subunits in multiple-unit operations.....total number 1954...	26,591	21,470	4,348	773	1,067	783	256	28
4 1950...	29,348	22,495	3,618	3,235	1,292	939	257	116
5 Home farms.....number 1954...	11,152	9,115	1,718	319	405	315	79	11
6 1950...	12,256	9,621	1,333	1,302	469	367	68	54
7 Cropper farms.....number 1954...	15,439	12,355	2,630	454	662	468	177	17
8 1950...	17,092	12,674	2,265	1,933	803	572	169	62
9 Land in multiple-unit operations....total acres 1954...	2,559,535	1,925,907	552,841	80,787	106,399	74,144	31,156	1,099
10 1950...	2,768,583	1,928,630	484,721	355,172	127,279	87,792	29,420	10,067
11 Home farms.....acres 1954...	2,255,116	1,685,924	499,753	69,439	92,098	64,261	26,978	859
12 1950...	2,363,759	1,633,561	417,020	313,158	104,033	72,385	23,167	8,481
13 Cropper farms.....acres 1954...	304,419	239,983	53,088	11,348	14,301	9,883	4,178	240
14 1950...	404,784	295,059	87,701	42,014	23,246	15,407	6,233	1,586
15 Cropland harvested.....total acres 1954...	756,474	600,837	135,992	19,645	47,712	35,810	11,551	351
16 1949...	839,734	616,845	125,054	97,635	55,782	40,234	11,485	4,033
17 Corn harvested for grain.....multiple units reporting 1954...	9,788	8,142	1,383	263	375	300	66	9
18 1949...	10,900	8,627	1,153	1,120	446	340	61	45
19 subunits reporting 1954...	14,816	12,316	2,118	382	566	434	120	12
20 1949...	16,951	13,334	1,883	1,734	722	535	125	62
21 acres 1954...	282,409	216,288	39,209	6,912	18,216	13,681	4,356	179
22 1949...	300,605	230,371	39,076	31,158	21,857	15,741	4,319	1,797
23 bushels 1954...	8,659,936	7,106,337	1,320,461	233,138	467,558	343,243	121,054	3,261
24 1949...	11,186,544	8,540,598	1,437,264	1,208,682	720,750	523,038	141,787	55,925
25 Cotton harvested.....multiple units reporting 1954...	135	103	31	1	135	103	31	1
26 1949...	138	111	23	4	138	111	23	4
27 subunits reporting 1954...	366	238	124	4	366	238	124	4
28 1949...	407	294	102	11	407	294	102	11
29 acres 1954...	5,600	3,618	1,945	37	5,600	3,618	1,945	37
30 1949...	8,445	6,250	1,613	382	8,445	6,250	1,813	382
31 bales 1954...	6,690	4,182	2,451	57	6,690	4,182	2,451	57
32 1949...	7,509	5,398	1,844	267	7,509	5,398	1,844	267
33 Tobacco harvested.....multiple units reporting 1954...	10,788	8,888	1,604	296	252	201	47	4
34 1949...	11,683	9,207	1,264	1,212	300	231	34	35
35 subunits reporting 1954...	18,378	15,115	2,773	490	364	299	60	5
36 1949...	19,247	14,913	2,281	2,053	421	326	56	39
37 acres 1954...	51,389	41,240	8,508	1,541	1,109	927	169	13
38 1949...	59,595	44,083	8,488	7,024	1,466	1,104	206	156
39 pounds 1954...	78,081,631	62,406,480	13,237,668	2,437,463	1,297,588	1,093,697	190,451	13,400
40 1949...	77,969,847	57,390,625	11,206,447	9,372,775	1,609,888	1,227,525	202,402	179,961
41 Peanuts harvested for picking or threshing.....multiple units reporting 1954...	1	1
42 1949...
43 subunits reporting 1954...	1	1
44 1949...
45 acres 1954...	1	1
46 1949...
47 pounds 1954...	1,000	1,000
48 1949...
49 Horses and/or mules....multiple units reporting 1954...	8,851	7,232	1,382	237	294	224	62	8
50 1950...	10,632	8,427	1,144	1,061	409	319	47	43
51 number 1954...	25,353	19,646	4,892	815	846	630	200	18
52 1950...	39,102	28,985	5,636	4,481	1,655	1,190	288	177
53 Landlord-tenant operations containing multiple units: All subunits including home farm.....number 1954...	29,750	21,470	7,129	1,151	1,199	783	376	40
54 1950...	33,411	22,495	6,014	4,902	1,520	939	396	185
55 Land in all subunits including home farm.....acres 1954...	2,700,707	1,925,907	685,013	89,787	116,558	74,144	41,035	1,379
56 1950...	2,944,945	1,928,630	623,392	392,923	144,208	87,792	44,563	11,853
57 Owned by operator of multiple unit..acres 1954...	2,427,530	1,710,386	636,157	80,987	95,341	57,165	36,905	1,271
58 1950...	2,641,496	1,713,130	565,296	363,070	115,520	68,296	35,755	11,469
59 Rented by operator of multiple unit.....acres 1954...	273,177	215,521	48,856	8,800	21,217	16,979	4,130	108
60 1950...	303,449	215,500	58,096	29,853	28,688	19,496	8,808	384
61 Subunits not included in multiple units.....operators reporting 1954...	2,089	...	1,759	330	93	...	81	12
62 1950...	2,719	...	1,382	1,337	124	...	69	55
63 number 1954...	3,159	...	2,781	378	132	...	120	12
64 1950...	4,063	...	2,396	1,667	228	...	159	69
65 Share tenants.....number 1954...	2,598	...	2,598	...	115	...	115	...
66 1950...	1,908	...	1,908	...	117	...	117	...
67 Other tenants, not croppers nor share tenants.....number 1954...	561	...	183	378	17	...	5	12
68 1950...	2,155	...	488	1,667	111	...	42	69
69 Land in subunits not included in multiple units.....acres 1954...	141,172	...	132,172	9,000	10,159	...	9,879	280
70 1950...	176,422	...	158,671	37,751	16,929	...	15,143	1,786

¹Data for 1950 do not include reports for Magoffin County which was included in the 1954 multiple-unit area. See text.

Economic Area Table 6.—MULTIPLE-UNIT OPERATIONS, BY KIND OF TENANT IN LANDLORD-TENANT OPERATION: CENSUSES OF 1954 AND 1950—Continued

Item (For definitions and explanations, see text)	Area 2				Area 3a			
	Total	Kind of tenant in landlord-tenant operation			Total	Kind of tenant in landlord-tenant operation		
		Croppers only	Croppers share, and/or other tenants only	Croppers and tenants other than share tenants only		Croppers only	Croppers share, and/or other tenants only	Croppers and tenants other than share tenants only
1 Multiple-unit operations.....number 1954...	310	256	44	10	606	501	90	15
2 1950...	450	348	59	43	691	556	57	78
3 Subunits in multiple-unit operations.....total number 1954...	774	626	126	22	1,381	1,139	206	36
4 1950...	1,115	823	189	103	1,564	1,239	141	184
5 Home farms.....number 1954...	301	249	42	10	596	493	88	15
6 1950...	429	334	55	40	678	548	53	77
7 Cropper farms.....number 1954...	473	377	84	12	785	646	118	21
8 1950...	686	489	134	63	886	691	88	107
9 Land in multiple-unit operations....total acres 1954...	100,353	78,768	18,546	3,039	166,224	135,954	26,791	3,479
10 1950...	117,335	85,289	20,256	11,790	186,332	137,331	26,149	22,852
11 Home farms.....acres 1954...	84,612	66,885	15,113	2,614	147,837	121,568	23,250	3,019
12 1950...	93,642	69,613	13,471	10,558	159,923	116,838	22,969	20,116
13 Cropper farms.....acres 1954...	15,741	11,883	3,433	425	18,387	14,386	3,541	460
14 1950...	23,693	15,676	6,785	1,232	26,409	20,493	3,180	2,736
15 Cropland harvested.....total acres 1954...	52,520	42,156	8,457	1,907	48,270	40,844	6,399	1,027
16 1949...	56,783	44,479	7,443	4,861	56,018	43,094	7,216	5,708
17 Corn harvested for grain.....multiple units reporting 1954...	296	248	38	10	560	471	76	13
18 1949...	397	318	45	34	647	527	51	69
19 subunits reporting 1954...	509	422	71	16	860	722	117	21
20 1949...	685	544	83	58	1,011	820	84	107
21 acres 1954...	24,881	20,061	3,821	990	22,252	18,398	3,372	482
22 1949...	24,436	19,194	3,219	2,023	24,305	19,419	2,468	2,418
23 bushels 1954...	950,308	774,728	143,485	32,095	687,019	569,232	107,052	10,735
24 1949...	889,241	695,472	126,892	66,877	718,959	572,016	69,565	77,378
25 Cotton harvested.....multiple units reporting 1954...
26 1949...
27 subunits reporting 1954...
28 1949...
29 acres 1954...
30 1949...
31 bales 1954...
32 1949...
33 Tobacco harvested.....multiple units reporting 1954...	279	232	38	9	538	451	75	12
34 1949...	389	308	44	37	577	467	47	63
35 subunits reporting 1954...	555	455	105	13	931	788	123	20
36 1949...	694	527	105	62	913	747	72	94
37 acres 1954...	1,792	1,479	274	39	2,119	1,609	265	45
38 1949...	2,510	1,804	292	214	2,354	1,848	264	242
39 pounds 1954...	2,211,820	1,843,661	320,875	47,264	3,016,532	2,604,139	357,342	55,101
40 1949...	2,510,171	1,983,384	293,627	231,160	2,585,986	2,051,792	260,936	273,258
41 Peanuts harvested for picking or threshing.....multiple units reporting 1954...
42 1949...
43 subunits reporting 1954...
44 1949...
45 acres 1954...
46 1949...
47 pounds 1954...
48 1949...
49 Horses and/or mules....multiple units reporting 1954...	218	176	37	5	455	384	63	8
50 1950...	368	282	45	31	584	473	44	67
51 number 1954...	670	494	165	11	1,211	976	209	27
52 1950...	1,544	1,185	241	116	2,069	1,623	203	243
53 Landlord-tenant operations containing multiple units: All subunits including home farm.....number 1954...	866	626	204	36	1,530	1,139	340	51
54 1950...	1,294	823	315	156	1,762	1,239	248	275
55 Land in all subunits including home farm.....acres 1954...	107,769	78,768	25,706	3,295	171,959	135,954	32,300	3,705
56 1950...	134,369	85,289	34,900	14,180	194,957	137,331	32,957	24,669
57 Owned by operator of multiple unit.....acres 1954...	78,851	53,053	23,156	2,642	159,897	126,299	20,923	3,675
58 1950...	107,047	63,773	32,047	11,227	176,993	125,745	29,506	20,742
59 Rented by operator of multiple unit.....acres 1954...	28,918	25,715	2,550	653	12,062	9,655	2,377	30
60 1950...	27,322	23,516	2,853	2,953	18,964	11,586	3,451	3,927
61 Subunits not included in multiple units.....operators reporting 1954...	54	...	44	10	105	...	90	15
62 1950...	102	...	59	43	135	...	57	78
63 number 1954...	92	...	78	14	149	...	134	15
64 1950...	179	...	126	53	198	...	107	91
65 Share tenants.....number 1954...	70	...	70	...	124	...	124	...
66 1950...	85	...	85	...	76	...	76	...
67 Other tenants, not croppers nor share tenants.....number 1954...	22	...	8	14	25	...	10	15
68 1950...	94	...	41	53	122	...	31	91
69 Land in subunits not included in multiple units.....acres 1954...	7,416	...	7,160	256	5,735	...	5,509	226
70 1950...	17,034	...	14,644	2,390	8,625	...	6,808	1,817

MULTIPLE-UNIT OPERATIONS

Economic Area Table 6.—MULTIPLE-UNIT OPERATIONS, BY KIND OF TENANT IN LANDLORD-TENANT OPERATION:
CENSUSES OF 1954 AND 1950—Continued

Item (For definitions and explanations, see text)	Area 3b				Area 4			
	Total	Kind of tenant in landlord-tenant operation			Total	Kind of tenant in landlord-tenant operation		
		Croppers only	Croppers, share, and/or other tenants only	Croppers and tenants other than share tenants only		Croppers only	Croppers, share, and/or other tenants only	Croppers and tenants other than share tenants only
1 Multiple-unit operations.....number 1954...	976	821	124	31	1,812	1,582	189	41
2 1950...	1,058	861	88	109	2,059	1,724	170	165
3 Subunits in multiple-unit operations.....total number 1954...	2,216	1,861	290	65	4,284	3,708	475	101
4 1950...	2,393	1,944	204	245	4,858	4,012	440	406
5 Home farms.....number 1954...	951	800	122	29	1,777	1,552	184	41
6 1950...	1,040	846	87	107	2,006	1,682	163	161
7 Cropper farms.....number 1954...	1,265	1,061	168	36	2,507	2,156	291	60
8 1950...	1,353	1,098	117	138	2,852	2,330	277	245
9 Land in multiple-unit operations....total acres 1954...	174,009	142,925	25,912	5,172	441,438	373,301	59,450	8,687
10 1950...	185,399	145,479	21,095	18,825	476,616	373,413	57,815	45,388
11 Home farms.....acres 1954...	146,610	120,116	22,195	4,305	369,190	328,933	53,064	7,193
12 1950...	152,812	120,023	17,937	14,852	404,642	317,583	47,259	39,600
13 Cropper farms.....acres 1954...	27,393	22,809	3,717	867	52,248	44,368	6,386	1,494
14 1950...	32,587	25,456	3,158	3,973	71,974	55,830	10,556	5,588
15 Cropland harvested.....total acres 1954...	52,495	45,330	5,889	1,276	185,308	161,673	20,795	2,840
16 1949...	59,344	48,587	5,236	5,521	188,909	149,904	22,278	16,727
17 Corn harvested for grain.....multiple units reporting 1954...	873	753	95	25	1,709	1,503	169	37
18 1949...	978	806	61	91	1,942	1,632	159	151
19 subunits reporting 1954...	1,258	1,081	140	37	2,991	2,630	306	85
20 1949...	1,502	1,252	115	135	3,331	2,775	291	265
21 acres 1954...	20,467	17,753	2,125	589	71,913	62,396	8,087	1,430
22 1949...	24,671	20,526	2,025	2,120	79,782	63,407	9,245	7,110
23 bushels 1954...	638,165	555,154	67,026	15,985	2,205,347	1,904,813	252,394	48,040
24 1949...	901,971	761,623	67,502	72,846	2,985,905	2,377,166	334,121	274,618
25 Cotton harvested.....multiple units reporting 1954...
26 1949...
27 subunits reporting 1954...
28 1949...
29 acres 1954...
30 1949...
31 bales 1954...
32 1949...
33 Tobacco harvested.....multiple units reporting 1954...	942	801	113	28	1,784	1,563	182	39
34 1949...	1,028	839	84	105	1,998	1,680	164	154
35 subunits reporting 1954...	1,526	1,303	182	41	3,256	2,850	338	68
36 1949...	1,668	1,373	140	155	3,433	2,829	306	278
37 acres 1954...	3,212	2,709	404	99	9,818	8,587	1,016	215
38 1949...	3,801	3,132	341	328	10,825	8,667	1,185	973
39 pounds 1954...	5,060,303	4,257,573	638,542	164,188	13,860,801	12,135,674	1,398,479	326,648
40 1949...	4,553,085	3,789,807	386,444	376,834	13,438,168	10,746,573	1,495,815	1,195,780
41 Peanuts harvested for picking or threshing.....multiple units reporting 1954...	1	1
42 1949...
43 subunits reporting 1954...	1	1
44 1949...
45 acres 1954...	1	1
46 1949...
47 pounds 1954...	1,000	1,000
48 1949...
49 Horses and/or mules....multiple units reporting 1954...	733	614	97	22	1,400	1,220	153	27
50 1950...	898	741	78	79	1,777	1,497	147	133
51 number 1954...	1,784	1,464	257	63	3,545	3,023	453	69
52 1950...	2,916	2,350	283	283	6,025	4,919	645	461
53 Landlord-tenant operations containing multiple units: All subunits including home farm.....number 1954...	2,408	1,861	450	97	4,573	3,708	721	144
54 1950...	2,643	1,944	333	366	5,307	4,012	696	599
55 Land in all subunits including home farm.....acres 1954...	182,179	142,925	32,994	6,260	458,242	373,301	74,409	10,532
56 1950...	194,073	145,479	26,760	21,834	503,045	373,413	77,582	52,050
57 Owned by operator of multiple unit.....acres 1954...	170,300	132,659	31,677	5,964	405,182	327,125	68,552	9,505
58 1950...	180,080	133,016	26,004	21,060	451,068	329,723	71,932	49,413
59 Rented by operator of multiple unit.....acres 1954...	11,879	10,266	1,317	296	53,060	46,176	5,857	1,027
60 1950...	13,993	12,463	756	774	51,977	43,690	5,650	2,637
61 Subunits not included in multiple units.....operators reporting 1954...	155	...	124	31	230	...	189	41
62 1950...	197	...	88	109	335	...	170	165
63 number 1954...	192	...	160	32	289	...	246	43
64 1950...	250	...	129	121	449	...	256	193
65 Share tenants.....number 1954...	154	...	154	...	246	...	246	...
66 1950...	112	...	112	...	222	...	222	...
67 Other tenants, not croppers nor share tenants.....number 1954...	38	...	6	32	43	43
68 1950...	138	...	17	121	227	...	34	193
69 Land in subunits not included in multiple units.....acres 1954...	8,170	...	7,082	1,088	16,804	...	14,959	1,845
70 1950...	8,674	...	5,665	3,009	26,429	...	19,767	6,662

Economic Area Table 6.—MULTIPLE-UNIT OPERATIONS, BY KIND OF TENANT IN LANDLORD-TENANT OPERATION:
CENSUSES OF 1954 AND 1950—Continued

Item (For definitions and explanations, see text)	Area 5				Areas 6, A, and B			
	Total	Kind of tenant in landlord-tenant operation			Total	Kind of tenant in landlord-tenant operation		
		Croppers only	Croppers, share, and/or other tenants only	Croppers and tenants other than share tenants only		Croppers only	Croppers, share, and/or other tenants only	Croppers and tenants other than share tenants only
1 Multiple-unit operations.....number 1954...	2,153	1,805	281	67	3,121	2,456	578	87
2 1950...	2,320	1,835	205	280	3,591	2,725	470	396
3 Subunits in multiple-unit operations.....total number 1954...	4,919	4,111	663	145	7,394	5,750	1,430	214
4 1950...	5,220	4,063	517	640	8,498	6,295	1,207	996
5 Home farms.....number 1954...	2,116	1,778	274	64	3,059	2,410	564	85
6 1950...	2,289	1,813	197	279	3,493	2,663	453	377
7 Cropper farms.....number 1954...	2,803	2,333	389	81	4,335	3,340	866	129
8 1950...	2,931	2,250	320	361	5,005	3,632	754	619
9 Land in multiple-unit operations....total acres 1954...	427,119	341,540	73,695	11,884	690,830	487,470	179,548	23,812
10 1950...	442,169	315,788	66,157	60,224	776,137	513,281	155,327	107,529
11 Home farms.....acres 1954...	371,954	296,685	65,164	10,105	610,425	425,077	163,907	21,441
12 1950...	373,128	264,440	57,110	51,578	669,544	438,588	134,655	96,301
13 Cropper farms.....acres 1954...	55,165	44,855	8,531	1,779	80,405	62,393	15,641	2,371
14 1950...	69,041	51,348	9,047	6,646	106,563	74,693	20,672	11,228
15 Cropland harvested.....total acres 1954...	110,322	93,474	14,011	2,837	160,929	120,219	35,015	5,695
16 1949...	121,956	93,019	12,753	16,184	194,851	135,364	34,525	24,962
17 Corn harvested for grain.....multiple units reporting 1954...	1,915	1,630	230	55	2,506	2,008	433	65
18 1949...	2,087	1,668	186	233	2,968	2,268	375	325
19 subunits reporting 1954...	2,901	2,474	347	80	3,535	2,823	621	91
20 1949...	3,168	2,489	317	362	4,426	3,351	574	501
21 acres 1954...	43,209	36,824	5,209	1,176	40,534	31,907	7,292	1,335
22 1949...	49,277	38,055	5,613	5,609	54,116	38,980	8,384	6,752
23 bushels 1954...	1,426,902	1,217,756	169,750	39,396	1,457,232	1,147,918	254,964	54,350
24 1949...	1,622,775	1,252,824	175,700	194,251	2,437,857	1,745,980	362,999	328,878
25 Cotton harvested.....multiple units reporting 1954...
26 1949...
27 subunits reporting 1954...
28 1949...
29 acres 1954...
30 1949...
31 bales 1954...
32 1949...
33 Tobacco harvested.....multiple units reporting 1954...	2,075	1,754	257	64	3,052	2,423	548	81
34 1949...	2,195	1,749	195	251	3,478	2,649	452	377
35 subunits reporting 1954...	3,418	2,909	410	99	5,368	4,221	994	153
36 1949...	3,380	2,672	324	394	5,913	4,398	829	686
37 acres 1954...	6,195	5,259	755	181	17,376	13,223	3,577	576
38 1949...	6,241	4,874	632	735	20,831	14,943	3,187	2,701
39 pounds 1954...	9,765,806	8,303,856	1,193,488	268,462	27,138,417	20,479,506	5,669,333	969,578
40 1949...	7,934,865	6,268,610	746,748	919,507	28,291,957	20,366,382	4,230,694	3,694,881
41 Peanuts harvested for picking or threshing.....multiple units reporting 1954...
42 1949...
43 subunits reporting 1954...
44 1949...
45 acres 1954...
46 1949...
47 pounds 1954...
48 1949...
49 Horses and/or mules....multiple units reporting 1954...	1,731	1,466	212	51	2,489	1,962	464	63
50 1950...	1,933	1,546	167	220	3,123	2,400	395	328
51 number 1954...	4,423	3,712	572	139	7,961	6,052	1,641	268
52 1950...	6,210	4,772	652	786	12,611	8,941	2,059	1,611
53 Landlord-tenant operations containing multiple units:								
54 All subunits including home farm.....number 1954...	5,422	4,111	1,092	219	8,421	5,750	2,358	313
54 1950...	5,871	4,063	830	978	9,860	6,295	2,044	1,521
55 Land in all subunits including home farm.....acres 1954...	445,097	341,540	90,926	12,631	734,694	487,470	219,972	27,242
56 1950...	463,228	315,788	80,914	66,526	826,231	513,281	196,204	116,746
57 Owned by operator of multiple unit.....acres 1954...	416,508	316,538	88,411	11,559	663,203	433,462	205,607	24,134
58 1950...	426,857	288,587	75,760	62,510	753,790	464,475	181,147	108,168
59 Rented by operator of multiple unit.....acres 1954...	28,589	25,002	2,515	1,072	71,481	54,008	14,365	3,108
60 1950...	36,371	27,201	5,154	4,016	72,441	48,806	15,057	8,578
61 Subunits not included in multiple units.....operators reporting 1954...	348	...	281	67	665	...	578	87
62 1950...	485	...	205	280	866	...	470	396
63 number 1954...	503	...	429	74	1,027	...	928	99
64 1950...	651	...	313	338	1,362	...	837	525
65 Share tenants.....number 1954...	409	...	409	...	899	...	899	...
66 1950...	257	...	257	...	691	...	691	...
67 Other tenants, not croppers nor share tenants.....number 1954...	94	...	20	74	128	...	29	99
68 1950...	394	...	56	338	671	...	146	525
69 Land in subunits not included in multiple units.....acres 1954...	17,978	...	17,231	747	43,854	...	40,424	3,430
70 1950...	21,059	...	14,757	6,302	50,094	...	40,877	9,217

MULTIPLE-UNIT OPERATIONS

Economic Area Table 6.—MULTIPLE-UNIT OPERATIONS, BY KIND OF TENANT IN LANDLORD-TENANT OPERATION:
CENSUSES OF 1954 AND 1950—Continued

Item (For definition ^a and explanations, see text)	Area 7				Areas 8 and C ¹			
	Total	Kind of tenant in landlord-tenant operation			Total	Kind of tenant in landlord-tenant operation		
		Croppers only	Croppers, share, and/or other tenants only	Croppers and tenants other than share tenants only		Croppers only	Croppers, share, and/or other tenants only	Croppers and tenants other than share tenants only
1 Multiple-unit operations.....number 1954...	942	683	228	31	1,037	857	144	56
2 1950...	1,032	720	189	123	836	673	75	88
3 Subunits in multiple-unit operations.....total number 1954...	2,267	1,615	571	81	2,289	1,877	331	81
4 1950...	2,574	1,723	506	345	1,834	1,457	177	200
5 Home farms.....number 1954...	928	672	226	30	1,019	846	139	34
6 1950...	1,001	700	182	119	831	668	75	88
7 Cropper farms.....number 1954...	1,339	943	345	51	1,270	1,031	192	47
8 1950...	1,573	1,023	324	226	1,003	789	102	112
9 Land in multiple-unit operations....total acres 1954...	252,082	142,732	97,621	11,729	201,081	149,073	40,122	11,886
10 1950...	289,017	148,349	87,920	52,748	168,239	121,908	20,582	25,749
11 Home farms.....acres 1954...	233,503	130,960	93,121	9,422	178,881	131,439	36,961	10,481
12 1950...	261,689	130,475	82,455	48,759	144,328	103,616	17,997	22,713
13 Cropper farms.....acres 1954...	18,579	11,772	4,500	2,307	22,200	17,634	3,161	1,405
14 1950...	27,328	17,874	5,466	3,989	23,913	18,292	2,585	3,056
15 Cropland harvested.....total acres 1954...	68,226	37,522	28,282	2,422	30,692	23,809	5,593	1,290
16 1949...	79,311	42,115	20,857	16,339	26,810	20,049	3,261	3,500
17 Corn harvested for grain.....multiple units reporting 1954...	634	466	150	18	920	763	126	31
18 1949...	720	501	125	94	715	567	70	78
19 subunits reporting 1954...	793	568	202	23	1,403	1,162	194	47
20 1949...	982	679	181	122	1,124	889	113	122
21 acres 1954...	9,891	6,450	3,188	253	11,046	8,818	1,759	469
22 1949...	12,417	7,750	2,662	2,005	9,764	7,299	1,141	1,324
23 bushels 1954...	386,996	245,405	129,556	12,035	440,409	347,988	75,180	17,241
24 1949...	571,234	357,289	117,818	96,127	337,852	255,190	40,880	41,782
25 Cotton harvested.....multiple units reporting 1954...
26 1949...
27 subunits reporting 1954...
28 1949...
29 acres 1954...
30 1949...
31 bales 1954...
32 1949...
33 Tobacco harvested.....multiple units reporting 1954...	926	677	220	29	940	786	124	30
34 1949...	1,001	703	181	117	717	581	63	73
35 subunits reporting 1954...	1,586	1,148	393	45	1,374	1,142	186	46
36 1949...	1,800	1,204	350	246	1,045	837	99	109
37 acres 1954...	7,506	5,397	1,823	286	2,262	1,850	325	87
38 1949...	9,898	6,219	2,194	1,485	1,869	1,492	187	180
39 pounds 1954...	12,191,206	8,761,348	2,967,348	462,510	3,538,108	2,927,006	481,770	130,332
40 1949...	14,521,015	8,941,853	3,326,286	2,252,876	2,524,712	2,014,699	261,495	248,518
41 Peanuts harvested for picking or threshing.....multiple units reporting 1954...
42 1949...
43 subunits reporting 1954...
44 1949...
45 acres 1954...
46 1949...
47 pounds 1954...
48 1949...
49 Horses and/or mules....multiple units reporting 1954...	684	490	172	22	847	694	122	31
50 1950...	843	593	156	94	697	566	65	66
51 number 1954...	2,993	1,782	1,071	140	1,920	1,514	324	82
52 1950...	4,134	2,504	1,041	589	1,938	1,501	224	213
53 Landlord-tenant operations containing multiple units: All subunits including home farm.....number 1954...	2,704	1,615	970	119	2,627	1,877	618	132
54 1950...	3,102	1,723	865	514	2,052	1,457	287	308
55 Land in all subunits including home farm.....acres 1954...	267,031	142,732	111,812	12,487	217,188	149,073	55,859	12,256
56 1950...	312,418	148,349	106,102	57,967	172,416	121,908	23,410	27,098
57 Owned by operator of multiple unit....acres 1954...	228,575	121,477	97,112	9,986	209,673	142,608	54,814	12,251
58 1950...	265,887	122,522	90,458	52,907	165,254	116,993	22,687	25,574
59 Rented by operator of multiple unit.....acres 1954...	38,456	21,255	14,700	2,501	7,515	6,465	1,045	5
60 1950...	46,531	25,827	15,644	5,060	7,162	4,915	723	1,524
61 Subunits not included in multiple units.....operators reporting 1954...	259	...	228	31	180	...	144	56
62 1950...	312	...	189	123	75	88
63 number 1954...	437	...	399	38	338	...	287	51
64 1950...	528	...	359	169	218	...	110	108
65 Share tenants.....number 1954...	371	...	371	...	210	...	210	...
66 1950...	256	...	256	...	92	...	92	...
67 Other tenants, not croppers nor share tenants.....number 1954...	68	...	28	38	128	...	77	51
68 1950...	272	...	103	169	126	...	18	108
69 Land in subunits not included in multiple units.....acres 1954...	14,949	...	14,191	758	16,107	...	15,737	370
70 1950...	23,401	...	18,182	5,219	4,177	...	2,828	1,349

¹Data for 1950 do not include reports for Magoffin County which was included in the 1954 multiple-unit area. See text.

LOUISIANA

State Economic Areas



MULTIPLE-UNIT OPERATIONS

Parish Table 1.—MULTIPLE-UNIT OPERATIONS:

Item (For definitions and explanations, see text)		The State	Acadia	Allen	Ascension	Assumption	Avoyelles	Beauregard	Blenville
1	All farms.....number 1954...	111,127	3,310	1,160	1,283	313	4,467	1,262	1,673
2	1950.....	124,181	3,266	1,295	1,455	409	4,563	1,702	2,126
3	Land in farms.....acres 1954...	11,441,343	343,697	126,819	93,594	88,315	223,996	163,696	172,829
4	1950.....	11,202,278	318,595	117,694	112,808	101,845	231,641	171,938	210,760
5	Cropland harvested.....acres 1954...	3,010,580	155,195	41,192	24,031	45,751	84,100	20,284	23,332
6	1949.....	3,148,881	144,851	32,711	28,043	49,341	92,401	18,031	37,663
7	Corn harvested for grain.....farms reporting 1954...	54,749	1,172	366	625	227	2,995	444	917
8	1949.....	70,261	1,005	544	686	256	3,415	784	1,477
9	acres 1954.....	557,446	7,049	1,991	4,648	5,953	31,263	2,122	7,921
10	1949.....	690,809	6,440	3,060	6,064	5,944	37,263	4,315	14,560
11	bushels 1954.....	10,793,110	125,994	38,285	165,359	173,654	607,711	39,976	84,543
12	1949.....	13,030,057	70,676	64,038	128,308	160,077	791,914	85,400	239,349
13	Cotton harvested.....farms reporting 1954...	51,348	1,440	158	110	1	3,079	60	595
14	1949.....	64,097	1,765	227	139	4	3,320	131	1,082
15	acres 1954.....	672,012	14,523	789	418	7	27,771	216	8,170
16	1949.....	916,130	18,660	1,138	620	32	31,264	559	14,474
17	bales 1954.....	539,612	15,312	473	324	6	31,131	144	3,300
18	1949.....	607,186	12,101	689	299	16	23,029	331	8,048
19	Rice harvested.....farms reporting 1954...	4,748	1,007	179	6	3	18	27	...
20	1949.....	5,678	1,110	180	2	3	18	23	...
21	acres 1954.....	665,607	119,120	32,669	2,293	771	3,285	7,878	...
22	1949.....	562,509	106,833	24,777	1,423	463	3,705	4,252	...
23	162-lb. bbl. 1954.....	10,083,889	1,937,089	466,158	34,272	12,700	41,349	81,455	...
24	1949.....	6,555,873	1,333,077	277,761	17,418	5,700	44,166	41,647	...
25	Peanuts harvested for picking or threshing.....farms reporting 1954...	1,947	4	13	20	...	16	36	55
26	1949.....	3,108	10	24	18	1	8	50	127
27	acres 1954.....	1,953	4	15	7	...	13	53	65
28	1949.....	2,535	3	27	10	1	10	153	112
29	pounds 1954.....	425,963	705	3,520	2,850	...	5,570	20,219	10,488
30	1949.....	752,159	1,720	10,021	4,483	800	2,425	54,196	24,896
31	Horses and/or mules.....farms reporting 1954...	63,485	1,991	772	755	188	2,242	814	1,060
32	1950.....	86,195	2,557	1,019	1,024	278	3,377	1,281	1,542
33	number 1954.....	144,907	5,279	1,703	1,374	579	4,738	1,782	1,681
34	1950.....	233,288	8,597	2,594	2,574	1,134	8,196	3,064	2,888
35	Multiple-unit operations.....number 1954...	4,485	104	198	...	9
36	1950.....	5,244	117	6	8	...	187	4	64
37	Subunits in multiple-unit operations.....number 1954...	17,034	257	624	...	26
38	1950.....	21,118	341	12	17	...	573	8	169
39	Home farms.....number 1954...	4,350	101	194	...	9
40	1950.....	4,920	99	6	178	4	62
41	Cropper farms.....number 1954...	12,684	156	430	...	17
42	1950.....	16,198	242	6	9	...	395	4	107
43	Land owned by landlord.....acres 1954...	1,706,917	28,329	34,359	...	2,339
44	1950.....	1,976,876	46,332	2,104	1,203	...	35,424	611	21,036
45	Land rented from others by landlord.....acres 1954...	552,173	12,146	8,121	...	2,040
46	1950.....	556,958	9,430	40	531	...	7,315	...	2,296
47	Land in multiple-unit operations.....acres 1954...	2,080,669	28,794	38,700	...	4,316
48	1950.....	2,289,204	36,864	2,062	1,726	...	38,152	611	21,708
49	Home farms.....acres 1954...	1,841,583	29,443	31,727	...	3,971
50	1950.....	1,948,749	27,476	1,784	1,421	...	31,186	371	17,746
51	Cropper farms.....acres 1954...	1,239,086	5,351	6,973	...	345
52	1950.....	340,455	9,388	278	305	...	6,966	240	3,962
53	Cropland harvested.....acres 1954...	640,591	12,925	14,951	...	645
54	1949.....	686,786	14,060	505	378	...	14,818	106	5,458
55	Corn harvested for grain.....multiple units reporting 1954...	3,720	44	185	...	8
56	1949.....	4,328	48	2	7	...	174	2	61
57	subunits reporting 1954.....	8,378	64	444	...	21
58	1949.....	11,154	98	4	11	...	408	3	116
59	acres 1954.....	113,176	351	5,121	...	234
60	1949.....	128,960	669	28	62	...	5,563	12	1,414
61	bushels 1954.....	2,330,112	6,732	110,414	...	2,518
62	1949.....	2,688,416	7,655	620	1,179	...	119,957	245	29,728
63	Cotton harvested.....multiple units reporting 1954...	4,200	77	194	...	8
64	1949.....	4,692	101	1	3	...	178	1	58
65	subunits reporting 1954.....	14,293	124	498	...	20
66	1949.....	17,074	212	1	3	...	438	1	126
67	acres 1954.....	246,471	1,152	4,967	...	352
68	1949.....	329,916	2,215	8	44	...	4,952	3	2,790
69	bales 1954.....	201,805	1,164	6,032	...	139
70	1949.....	240,436	1,446	4	18	...	3,825	2	1,680
71	Rice harvested.....multiple units reporting 1954...	188	59	2
72	1949.....	219	45	3
73	subunits reporting 1954.....	238	77	2
74	1949.....	277	54	4
75	acres 1954.....	28,731	9,372	503
76	1949.....	27,505	7,842	285
77	162-lb. bbl. 1954.....	464,729	165,298	5,000
78	1949.....	351,066	123,099	2,560
79	Peanuts harvested for picking or threshing.....multiple units reporting 1954...	44	1
80	1949.....	62	1	2
81	subunits reporting 1954.....	52	1
82	1949.....	76	1	3
83	acres 1954.....	51	1
84	1949.....	127	(2)	6
85	pounds 1954.....	13,183	1,000
86	1949.....	27,602	300	2,100
87	Horses and/or mules.....multiple units reporting 1954...	3,614	93	116	...	9
88	1950.....	4,473	96	5	8	...	165	4	57
89	number 1954.....	16,930	398	398	...	28
90	1950.....	28,018	721	25	26	...	914	14	221
91	Farms not in multiple units.....number 1954...	94,093	3,053	1,160	1,283	313	3,843	1,262	1,647
92	1950.....	103,063	3,005	1,283	1,438	409	3,990	1,694	1,957
93	Land in farms not in multiple units.....acres 1954...	9,360,674	314,903	126,819	93,594	88,315	185,296	163,696	168,513
94	1950.....	8,913,074	281,691	115,632	111,082	101,845	193,489	171,327	189,052

Z Reported in small fractions.

MULTIPLE-UNIT OPERATIONS

Parish Table 1.—MULTIPLE-UNIT OPERATIONS.

Item (For definitions and explanations, see text)		Franklin	Grant	Iberia	Iberville	Jackson	Jefferson	Jefferson Davis	Lafayette	Lafourche
1	All farms.....number 1954...	4,171	1,322	1,002	572	1,058	218	1,207	2,928	736
2	1950...	4,739	1,481	1,059	681	993	254	1,553	2,977	1,058
3	Land in farms.....acres 1954...	329,650	93,627	133,410	134,561	85,374	21,785	334,338	139,916	230,790
4	1950...	303,662	100,707	134,218	111,989	77,552	31,540	351,684	131,783	252,094
5	Cropland harvested.....acres 1954...	119,161	15,857	65,343	36,814	8,211	2,704	128,152	75,594	57,360
6	1949...	119,244	20,578	71,963	35,085	9,921	2,195	120,015	79,905	61,940
7	Corn harvested for grain.....farms reporting 1954...	2,352	436	590	323	526	32	78	1,856	420
8	1949...	3,033	739	749	409	598	28	126	1,767	706
9	acres 1954...	24,814	3,954	11,485	7,000	3,083	244	288	15,889	13,233
10	1949...	29,689	5,072	17,231	8,326	4,231	213	487	17,219	17,312
11	bushels 1954...	241,665	64,212	242,295	181,669	40,101	6,564	5,966	228,112	263,886
12	1949...	555,417	110,607	255,457	170,311	74,605	6,750	10,487	286,860	249,804
13	Cotton harvested.....farms reporting 1954...	3,551	320	227	75	249	...	60	1,872	2
14	1949...	4,052	466	327	125	317	...	178	2,196	4
15	acres 1954...	62,927	4,468	1,441	588	1,518	...	365	17,041	95
16	1949...	73,641	6,578	2,542	1,026	2,261	...	1,090	22,653	365
17	bales 1954...	35,930	3,569	992	425	711	...	261	17,458	47
18	1949...	56,363	4,100	1,426	518	1,321	...	615	15,755	189
19	Rice harvested.....farms reporting 1954...	1	...	40	3	622	172	3
20	1949...	38	4	783	98	1
21	acres 1954...	4	...	7,230	2,176	120,568	13,518	764
22	1949...	6,711	1,538	112,995	7,104	70
23	162-lb. bbl. 1954...	50	...	103,665	27,089	1,983,266	213,354	10,500
24	1949...	67,427	23,600	1,414,237	83,421	860
25	Peanuts harvested for picking or threshing.....farms reporting 1954...	26	19	...	1	64	...	5
26	1949...	58	7	...	3	81	97	2
27	acres 1954...	15	12	...	1	79	...	6
28	1949...	7	11	...	3	92	...	4	...	1
29	pounds 1954...	4,876	4,015	...	500	16,120	...	1,505
30	1949...	9,937	5,300	100	800	19,414	...	721	6,510	600
31	Horses and/or mules.....farms reporting 1954...	1,774	597	591	369	611	96	762	2,168	438
32	1950...	2,677	811	801	522	727	113	1,093	2,544	738
33	number 1954...	3,727	1,048	1,781	1,267	882	258	1,855	6,585	1,068
34	1950...	7,276	1,755	3,033	2,052	1,185	415	3,632	9,511	2,165
35	Multiple-unit operations.....number 1954...	527	31	47	...	8	...	15	136	3
36	1950...	552	30	46	8	9	...	28	178	10
37	Subunits in multiple-unit operations.....number 1954...	1,903	190	118	...	20	...	34	373	6
38	1950...	2,102	245	116	33	19	...	57	461	25
39	Home farms.....number 1954...	521	29	43	...	8	...	15	129	3
40	1950...	509	30	41	6	8	...	27	148	10
41	Cropper farms.....number 1954...	1,382	161	75	...	12	...	19	244	3
42	1950...	1,593	215	75	27	11	...	30	313	15
43	Land owned by landlord.....acres 1954...	138,317	22,368	9,708	...	1,420	...	7,347	16,690	779
44	1950...	130,059	20,612	10,797	12,108	1,569	...	9,363	21,888	1,863
45	Land rented from others by landlord.....acres 1954...	55,424	2,639	2,013	...	824	2,266	2
46	1950...	46,550	1,821	1,145	129	5,493	2,343	274
47	Land in multiple-unit operations.....acres 1954...	174,347	24,760	10,398	...	2,169	...	8,275	14,278	582
48	1950...	147,552	21,990	10,362	10,631	1,485	...	13,030	18,820	1,962
49	Home farms.....acres 1954...	146,189	22,812	5,738	...	1,770	...	7,309	6,948	400
50	1950...	115,636	19,316	6,817	8,903	1,199	...	11,240	8,781	1,485
51	Cropper farms.....acres 1954...	28,158	1,948	4,660	399	966	7,330	182
52	1950...	31,916	2,674	3,545	1,728	286	...	1,790	10,039	477
53	Cropland harvested.....acres 1954...	60,248	8,096	5,381	...	771	...	3,217	7,338	207
54	1949...	56,951	8,445	4,384	2,445	276	...	4,975	10,150	427
55	Corn harvested for grain.....multiple units reporting 1954...	433	30	44	...	8	...	1	130	3
56	1949...	447	27	40	7	5	...	7	156	10
57	subunits reporting 1954...	922	97	79	...	14	...	1	243	5
58	1949...	1,095	170	72	23	8	...	7	306	16
59	acres 1954...	10,652	1,626	1,209	...	178	...	1	1,999	92
60	1949...	11,209	1,310	1,049	426	67	...	33	2,754	192
61	bushels 1954...	144,327	36,853	22,907	...	2,565	...	20	30,610	1,495
62	1949...	216,231	35,938	13,840	9,400	1,372	...	638	61,760	2,930
63	Cotton harvested.....multiple units reporting 1954...	527	28	32	...	8	131	...
64	1949...	529	30	33	4	6	162	...
65	subunits reporting 1954...	1,725	169	61	...	17	243	...
66	1949...	1,795	234	62	12	8	315	...
67	acres 1954...	30,046	2,695	433	...	299	2,046	...
68	1949...	32,693	3,880	462	125	110	...	187	3,086	...
69	bales 1954...	17,917	2,317	301	...	122	2,106	...
70	1949...	25,916	2,811	289	69	67	...	108	2,278	...
71	Rice harvested.....multiple units reporting 1954...	12	4	...
72	1949...	3	20	8	...
73	subunits reporting 1954...	4	...
74	1949...	4	24	8	...
75	acres 1954...	2,992	96	...
76	1949...	243	4,472	859	...
77	162-lb. bbl. 1954...	54,804	1,709	...
78	1949...	2,277	54,658	10,463	...
79	Peanuts harvested for picking or threshing.....multiple units reporting 1954...	1
80	1949...
81	subunits reporting 1954...	1
82	1949...
83	acres 1954...	1
84	1949...
85	pounds 1954...	300
86	1949...
87	Horses and/or mules....multiple units reporting 1954...	402	26	44	...	8	...	15	132	3
88	1950...	438	24	40	4	5	...	21	168	7
89	number 1954...	1,180	143	213	...	37	...	44	848	8
90	1950...	2,059	217	297	69	15	...	84	1,197	30
91	Farms not in multiple units.....number 1954...	2,268	1,132	884	572	1,038	218	1,173	2,555	730
92	1950...	2,637	1,236	953	648	974	254	1,496	2,516	1,033
93	Land in farms not in multiple units.....acres 1954...	155,303	68,867	123,012	134,561	83,205	21,785	326,654	125,638	230,208
94	1950...	156,110	78,717	123,856	101,358	76,067	31,540	338,654	112,963	250,132

CENSUSES OF 1954 AND 1950—Continued

La Salle	Lincoln	Livingston	Madison	Morehouse	Natchitoches	Orleans	Ouachita	Plaquemines	Pointe Coupee	Rapides	Red River	Richland	
775	1,586	2,585	1,418	2,610	3,169	40	1,500	594	1,917	3,665	1,551	3,144	1
851	1,949	2,397	1,669	3,166	3,564	110	1,615	596	2,235	3,855	1,804	3,585	2
35,274	180,966	102,319	252,097	212,397	278,589	2,422	175,069	55,239	240,730	280,743	178,304	268,407	3
42,369	188,656	93,902	237,623	203,965	288,423	8,178	142,240	60,277	234,431	271,073	173,147	254,035	4
3,243	18,721	8,363	64,057	77,853	73,164	546	35,454	5,894	54,290	60,433	37,795	104,110	5
5,483	30,741	8,377	63,612	81,380	81,676	556	38,554	7,680	60,014	62,396	47,197	100,518	6
189	770	1,194	727	1,263	1,477	1	584	24	1,419	1,321	673	1,880	7
421	1,160	843	962	2,016	2,131	9	866	58	1,659	1,753	1,008	2,153	8
1,167	5,311	3,812	10,021	17,741	14,079	3	7,834	70	21,486	18,931	5,572	20,161	9
2,856	10,399	2,929	12,520	21,958	15,610	56	8,313	255	22,825	18,207	8,688	19,296	10
21,460	46,954	147,079	241,983	256,375	211,142	75	172,840	1,390	649,301	513,942	95,112	230,028	11
63,346	178,158	88,532	262,971	426,214	296,336	1,865	178,615	5,907	502,199	483,134	182,087	324,715	12
78	466	127	1,236	2,051	1,667	...	579	...	1,305	1,175	964	2,770	13
128	859	66	1,482	2,500	2,473	...	792	...	1,570	1,262	1,306	3,112	14
479	5,441	391	21,884	35,458	29,423	...	15,244	...	12,258	20,850	15,712	53,509	15
774	11,988	239	28,958	45,737	44,346	...	19,925	...	15,291	24,541	23,637	65,747	16
416	1,700	329	23,859	28,788	17,906	...	13,170	...	12,905	29,235	8,327	31,920	17
590	5,486	136	16,362	34,875	29,176	...	17,711	...	9,318	23,511	17,122	40,433	18
...	1	3	1	...	3	19
...	6	11	...	6	20
...	270	525	200	...	410	21
...	926	46	...	404	...	717	22
...	4,305	9,360	3,200	...	5,190	23
...	9,373	709	...	3,772	...	9,100	24
18	48	21	4	9	92	...	41	...	2	43	15	17	25
30	96	22	6	21	98	...	37	...	8	64	24	6	26
17	48	9	3	11	101	...	36	...	3	37	28	11	27
32	80	8	4	11	79	...	40	...	4	49	10	4	28
4,625	13,099	3,093	840	1,740	29,909	...	8,084	...	360	12,073	3,700	2,113	29
14,336	25,234	4,612	1,240	3,066	22,268	...	8,882	...	892	16,279	3,028	1,800	30
438	922	1,440	575	1,185	1,623	9	768	92	1,285	1,882	676	1,345	31
612	1,312	1,710	870	1,805	2,154	41	1,041	239	1,648	2,371	982	2,279	32
825	1,512	2,009	1,410	3,741	3,533	40	1,421	233	3,241	3,969	1,624	3,265	33
1,133	2,780	2,426	2,593	6,245	5,952	140	2,245	677	5,571	5,821	2,538	6,181	34
...	49	20	159	211	152	...	53	2	80	154	96	350	35
4	96	33	138	252	210	1	74	2	117	149	96	332	36
...	123	43	829	1,122	845	...	174	4	284	547	613	1,279	37
8	244	74	753	1,532	1,382	2	326	5	399	539	641	1,402	38
...	48	19	151	201	146	...	51	2	79	152	95	318	39
3	93	33	130	235	195	1	71	2	115	139	88	313	40
...	75	24	678	921	699	...	123	2	205	395	518	961	41
5	151	41	623	1,297	1,187	1	255	3	284	400	553	1,089	42
...	16,193	1,587	149,426	85,745	64,878	...	20,835	534	48,459	63,257	68,204	123,995	43
585	29,589	4,768	136,870	102,294	92,219	...	33,178	260	58,989	57,288	49,892	111,829	44
...	2,230	3	29,529	30,205	26,930	...	14,041	...	4,114	16,558	15,066	34,415	45
...	3,205	194	32,286	35,232	37,729	7,000	24,075	...	16,820	9,309	18,808	34,885	46
...	18,146	1,460	173,170	108,328	87,767	...	32,722	534	48,208	77,702	78,547	142,381	47
585	31,495	4,912	160,200	122,173	126,597	3,015	46,524	260	68,613	63,773	65,651	131,036	48
...	15,824	1,353	163,459	93,749	76,683	...	29,958	505	45,001	71,637	71,201	121,691	49
175	27,209	4,542	150,172	98,618	106,184	3,000	42,594	240	64,414	58,043	57,728	107,728	50
...	2,322	107	9,711	11,084	14,579	...	2,764	29	3,207	6,065	7,256	20,690	51
410	4,286	370	10,028	23,555	20,413	15	3,930	20	4,199	5,730	7,923	23,308	52
...	3,006	206	41,815	40,644	35,013	...	8,276	45	11,818	21,092	19,873	49,200	53
107	6,974	498	36,620	48,566	45,283	150	17,082	22	13,979	18,605	21,099	48,053	54
...	47	17	135	175	129	...	38	...	80	142	81	288	55
4	86	23	122	217	168	...	63	...	106	133	74	268	56
...	83	24	299	577	425	...	68	...	200	662	227	662	57
5	160	31	324	966	783	...	150	...	256	283	239	640	58
...	787	92	5,716	7,962	6,072	...	1,645	...	4,122	6,480	2,297	8,565	59
84	2,041	177	6,130	11,895	6,257	...	2,540	...	3,339	4,638	2,424	6,468	60
...	7,621	3,100	159,393	118,266	107,711	...	45,530	...	140,786	208,847	51,590	105,199	61
1,555	35,820	5,920	142,011	250,802	119,400	...	58,763	...	77,542	139,306	62,336	94,179	62
...	44	2	156	210	152	...	50	...	79	149	95	349	63
2	79	6	136	244	204	...	73	...	108	143	94	318	64
...	83	2	710	1,045	796	...	141	...	228	488	573	1,158	65
2	151	8	683	1,374	1,304	...	288	...	291	422	603	1,216	66
...	1,390	3	13,092	17,248	15,971	...	4,489	...	2,778	8,674	9,205	25,358	67
29	2,879	55	15,652	26,331	27,939	...	9,055	...	2,530	9,504	11,888	31,660	68
...	448	2	14,222	14,782	9,930	...	4,376	...	3,076	12,667	6,085	15,275	69
22	1,493	33	9,275	21,180	20,616	...	9,481	...	1,562	9,507	10,146	19,171	70
...	1	2	71
...	72
...	1	2	73
...	74
...	50	270	75
...	76
...	133	3,440	77
...	78
...	4	1	1	79
...	5	1	80
...	4	1	81
...	6	82
...	9	2	83
...	6	84
...	3,168	150	200	85
...	3,145	200	86
...	43	18	129	179	110	...	40	2	72	121	74	236	87
4	82	31	121	187	118	1	63	1	97	118	83	255	88
...	120	38	661	1,393	561	...	127	4	466	413	464	1,121	89
18	360	69	995	2,574	1,358	2	374	1	730	480	572	1,674	90
775	1,463	2,542	589	1,488	2,324	40	1,326	590	1,633	3,118	938	1,865	91
843	1,705	2,323	916	1,634	2,182	108	1,289	591	1,836	3,316	1,163	2,183	92
35,274	162,820	100,859	78,927	104,069	190,822	2,422	142,347	54,705	192,522	203,041	99,847	126,026	93
41,784	157,161	88,990	77,423	81,792	161,826	5,163	95,716	60,017	165,818	207,300	107,496	122,999	94

MULTIPLE-UNIT OPERATIONS

Parish Table 1.—MULTIPLE-UNIT OPERATIONS.

Item (For definitions and explanations, see text)		Sabine	St. Bernard	St. Charles	St. Helena	St. James	St. John the Baptist	St. Landry	St. Martin	St. Mary
1	All farms.....number 1954...	1,757	153	161	1,534	413	141	6,700	2,198	417
2	1950...	1,918	170	259	1,533	406	195	7,369	2,238	391
3	Land in farms.....acres 1954...	153,562	22,578	64,408	112,294	70,198	41,441	328,024	130,097	162,162
4	1950...	148,554	10,567	60,304	96,856	69,503	47,794	321,830	124,019	160,656
5	Cropland harvested.....acres 1954...	11,128	1,358	14,537	15,220	32,531	13,649	155,267	70,019	54,782
6	1949...	19,773	2,183	7,940	18,502	29,051	18,532	158,327	67,567	62,198
7	Corn harvested for grain.....farms reporting 1954...	613	17	36	1,098	213	68	4,980	1,623	224
8	1949...	1,138	21	69	1,211	239	108	5,346	1,675	278
9	acres 1954...	3,268	68	543	8,245	3,666	1,904	43,879	20,285	9,645
10	1949...	7,052	201	916	9,486	4,106	2,527	47,098	20,514	7,055
11	bushels 1954...	33,079	1,593	12,945	177,562	111,860	54,652	787,979	326,867	203,178
12	1949...	134,014	4,468	15,295	156,083	104,935	60,402	731,067	317,651	107,157
13	Cotton harvested.....farms reporting 1954...	333	692	3	1	5,061	1,405	...
14	1949...	773	718	1	...	5,588	1,559	...
15	acres 1954...	2,390	2,617	5	9	40,423	10,617	...
16	1949...	5,945	3,201	3	...	49,018	12,314	...
17	bales 1954...	936	1,686	6	5	42,855	10,864	...
18	1949...	3,807	1,515	3	...	27,426	7,063	...
19	Rice harvested.....farms reporting 1954...	1	...	12	2	218	12	19
20	1949...	4	...	10	3	300	23	11
21	acres 1954...	625	...	3,687	393	22,660	3,016	6,883
22	1949...	330	...	1,560	810	17,468	2,801	3,803
23	162-lb. bbl. 1954...	9,000	...	49,806	6,665	346,065	52,109	94,692
24	1949...	2,120	...	23,220	14,565	187,359	32,570	41,592
25	Peanuts harvested for picking or threshing.....farms reporting 1954...	111	1	...	22	7
26	1949...	167	18	3
27	acres 1954...	108	1	...	21	4
28	1949...	142	12	2
29	pounds 1954...	25,326	300	...	6,048	660
30	1949...	51,348	2,375	350	420	...
31	Horses and/or mules.....farms reporting 1954...	1,100	50	62	1,100	145	76	4,955	1,540	234
32	1950...	1,490	76	132	1,273	190	107	5,983	1,856	265
33	number 1954...	1,941	96	216	1,753	381	259	13,897	3,711	697
34	1950...	2,961	212	561	2,315	599	445	19,158	5,520	1,265
35	Multiple-unit operations.....number 1954...	8	60	2	1	368	20	4
36	1950...	33	45	2	1	349	28	5
37	Subunits in multiple-unit operations.....number 1954...	19	132	6	2	966	53	11
38	1950...	74	104	4	2	990	74	12
39	Home farms.....number 1954...	8	59	1	1	362	20	4
40	1950...	33	45	2	1	332	26	5
41	Cropper farms.....number 1954...	11	73	5	1	604	33	7
42	1950...	41	59	2	1	658	48	7
43	Land owned by landlord.....acres 1954...	4,401	9,977	43	40	75,230	4,257	1,885
44	1950...	11,653	10,403	144	414	62,904	5,767	3,830
45	Land rented from others by landlord.....acres 1954...	1,216	9,860	2,600	1,728
46	1950...	785	1,067	45	186	4,954	883	7,586
47	Land in multiple-unit operations.....acres 1954...	4,401	9,961	41	40	60,385	6,202	3,326
48	1950...	12,003	10,939	189	600	50,320	5,418	11,428
49	Home farms.....acres 1954...	3,849	8,809	4	20	46,443	5,178	3,225
50	1950...	10,810	9,807	139	582	34,178	3,901	11,110
51	Cropper farms.....acres 1954...	552	1,152	37	20	13,942	1,024	101
52	1950...	1,193	1,132	50	18	16,142	1,517	318
53	Cropland harvested.....acres 1954...	559	1,871	33	40	22,348	3,310	1,756
54	1949...	1,751	1,444	137	288	20,634	2,569	1,463
55	Corn harvested for grain.....multiple units reporting 1954...	5	55	1	1	323	19	2
56	1949...	31	42	2	1	307	23	4
57	subunits reporting 1954...	49	90	4	2	619	34	4
58	1949...	7	71	3	2	644	45	8
59	acres 1954...	60	922	4	35	6,388	555	144
60	1949...	379	669	24	25	5,429	525	157
61	bushels 1954...	362	20,690	145	1,050	128,955	9,198	2,880
62	1949...	8,139	13,015	690	1,000	90,287	7,542	3,064
63	Cotton harvested.....multiple units reporting 1954...	5	54	351	15	...
64	1949...	29	31	325	19	...
65	subunits reporting 1954...	8	80	673	28	...
66	1949...	52	49	673	37	...
67	acres 1954...	168	419	5,510	288	...
68	1949...	689	263	5,717	330	...
69	bales 1954...	93	293	6,371	266	...
70	1949...	519	134	3,220	232	...
71	Rice harvested.....multiple units reporting 1954...	24	1	...
72	1949...	18
73	subunits reporting 1954...	28	1	...
74	1949...	22
75	acres 1954...	3,272	400	...
76	1949...	1,732
77	162-lb. bbl. 1954...	49,203	8,000	...
78	1949...	20,716
79	Peanuts harvested for picking or threshing.....multiple units reporting 1954...
80	1949...	1
81	subunits reporting 1954...
82	1949...	2
83	acres 1954...
84	1949...	2
85	pounds 1954...
86	1949...	400
87	Horses and/or mules.....multiple units reporting 1954...	8	55	1	1	329	18	3
88	1950...	32	42	2	1	303	20	4
89	number 1954...	42	164	1	1	1,633	84	16
90	1950...	112	135	6	4	1,843	116	23
91	Farms not in multiple units.....number 1954...	1,738	153	161	1,402	407	139	5,734	2,145	406
92	1950...	1,844	170	259	1,429	402	193	6,379	2,164	379
93	Land in farms not in multiple units.....acres 1954...	149,161	22,578	64,408	102,333	70,157	41,401	267,639	123,895	158,836
94	1950...	136,551	10,567	60,304	85,917	69,314	47,194	271,510	118,601	149,228

CENSUSES OF 1954 AND 1950-Continued

St. Tammany	Tangipahoa	Tensas	Terrebonne	Union	Vermilion	Vernon	Washington	Webster	West Baton Rouge	West Carroll	West Felicians	Winn	
1,405	3,998	1,341	658	2,131	2,648	1,723	2,950	1,673	414	2,255	648	1,134	1
1,455	4,551	1,705	726	1,899	3,180	1,991	3,190	1,930	404	2,570	801	1,373	2
140,716	215,458	250,373	116,627	225,377	383,064	103,800	222,781	160,857	55,198	183,934	147,808	70,991	3
126,169	209,460	267,409	116,383	200,027	403,227	104,174	228,763	191,312	50,802	173,623	158,648	83,232	4
31,076	35,024	65,640	26,821	26,126	174,183	12,309	46,974	24,305	20,899	77,881	26,369	7,153	5
29,004	32,431	59,182	32,894	41,245	158,177	17,135	50,551	39,806	20,189	70,331	26,729	12,367	6
559	1,409	566	278	961	456	957	1,904	828	232	1,604	513	406	7
576	2,023	789	335	1,464	818	1,363	2,168	1,183	264	2,030	622	685	8
4,076	8,740	7,099	5,043	9,095	4,682	4,969	26,002	6,594	3,527	20,670	8,352	2,270	9
4,293	8,896	10,833	6,139	16,462	7,990	8,512	27,217	12,258	3,963	22,461	9,224	5,081	10
119,342	258,874	201,068	107,424	65,898	96,324	89,367	735,440	69,160	114,112	261,788	194,849	26,933	11
83,704	194,777	275,596	97,047	312,143	104,445	182,894	488,059	210,703	73,361	418,901	236,421	96,681	12
85	408	1,234	...	677	564	225	1,046	614	135	1,887	418	191	13
88	331	1,502	...	1,113	1,012	538	1,251	1,007	156	2,236	414	313	14
272	1,455	21,975	...	7,881	5,239	6,305	6,305	8,103	1,254	30,628	2,254	1,443	15
382	1,507	27,214	...	14,748	8,761	2,785	9,977	16,001	1,540	36,162	2,359	2,756	16
188	1,028	25,577	...	3,118	4,750	553	4,868	2,680	1,150	17,787	1,749	545	17
240	640	16,433	...	8,377	5,504	1,808	4,427	10,003	807	22,349	1,165	1,443	18
6	...	1	1	...	1,328	2	19
4	2	...	3	...	1,589	20
1,030	...	200	250	...	151,955	1,175	21
68	5	...	155	...	127,363	22
11,425	...	1,050	3,800	...	2,347,065	20,000	23
480	95	...	1,979	...	1,484,182	24
7	33	3	2	103	...	33	51	84	...	2	14	53	25
40	45	5	5	124	...	68	148	148	...	1	9	66	26
2	15	2	2	161	...	30	58	109	...	2	2	60	27
18	21	5	1	281	...	2	48	63	...	1	25	79	28
1,542	6,507	602	600	45,370	...	7,284	14,193	8,012	...	400	1,393	25,137	29
6,561	8,045	1,195	435	92,313	1,435	13,796	26,200	31,796	...	500	3,892	24,792	30
729	2,520	460	219	1,187	1,600	1,229	1,584	956	256	856	526	606	31
986	3,534	811	407	1,425	2,386	1,599	2,206	1,371	312	1,811	675	890	32
1,240	3,538	1,539	509	1,869	4,447	2,448	2,419	1,982	739	1,811	1,940	969	33
1,828	5,337	2,857	1,027	2,696	8,440	3,364	3,739	3,209	1,075	4,942	2,621	1,481	34
3	56	131	...	67	35	81	185	15	6	35
3	83	134	...	96	113	5	157	96	2	178	36	7	36
6	121	775	...	170	82	16	197	159	...	561	52	22	37
6	185	1,023	...	249	267	11	368	305	5	514	123	18	38
3	56	129	...	66	33	81	175	15	6	39
2	82	120	...	93	105	5	153	82	2	172	35	7	40
3	65	646	...	104	49	15	116	127	...	386	37	16	41
4	103	903	...	156	162	6	215	223	3	342	88	11	42
557	10,916	111,870	...	23,031	8,630	1,225	16,658	13,205	...	57,423	8,338	2,284	43
590	11,052	139,501	6,742	27,306	28,031	649	39,035	44,385	2,962	41,445	26,587	1,400	44
...	324	57,848	...	4,394	850	...	1,237	7,141	...	14,805	5,129	1,400	45
...	105	40,329	...	6,518	820	7,222	...	8,997	7,173	1,335	46
557	8,092	165,002	...	26,690	8,444	1,168	17,293	20,235	...	68,346	12,263	3,314	47
535	6,716	168,414	5,901	32,128	25,522	649	35,514	45,531	2,411	44,885	32,562	2,908	48
542	6,570	158,102	...	21,364	5,983	740	14,499	16,490	...	56,993	11,724	3,072	49
278	5,625	154,477	5,422	26,590	18,207	511	29,149	38,380	2,338	36,222	30,328	2,277	50
15	1,522	6,900	...	5,326	2,461	428	2,794	3,745	...	11,353	539	242	51
257	1,091	13,937	...	5,538	7,315	138	6,365	7,151	73	8,663	2,234	231	52
124	1,235	48,950	...	6,094	3,400	80	3,690	5,258	...	24,805	1,627	605	53
52	1,172	37,174	426	7,448	9,205	181	8,400	11,002	500	16,275	2,699	433	54
1	35	93	...	63	29	4	79	29	...	165	14	6	55
2	55	96	...	89	59	5	149	87	1	165	32	7	56
1	52	198	...	123	44	11	144	119	...	378	29	7	57
2	79	265	...	186	95	9	267	202	3	347	82	11	58
8	572	3,974	...	2,213	620	34	2,347	1,215	...	5,959	255	62	59
6	423	5,602	...	2,790	1,203	107	4,355	2,660	73	4,396	563	186	60
175	15,910	120,422	...	15,966	16,462	605	64,937	13,085	...	101,473	9,279	650	61
110	9,127	164,312	535	55,686	18,050	1,637	78,434	45,851	317	79,325	11,839	3,380	62
...	17	131	...	61	27	65	33	184	8	4	63
...	9	131	...	82	76	3	129	88	2	176	19	7	64
...	25	748	...	119	42	2	108	133	...	486	21	15	65
...	14	946	...	161	128	5	224	218	5	442	28	14	66
...	170	13,449	...	2,179	413	7	778	2,715	...	9,742	157	286	67
...	56	17,205	...	3,015	1,131	54	2,334	4,817	239	8,248	127	267	68
...	129	15,715	...	855	376	3	673	934	...	6,549	160	127	69
...	24	11,542	...	2,096	778	33	1,128	3,096	167	6,855	78	128	70
...	9	71
...	61	72
...	17	73
...	83	74
...	1,397	75
...	4,866	76
...	24,270	77
...	60,493	78
...	2	2	79
...	3	10	80
...	2	81
...	3	13	82
...	3	2	83
...	34	2	84
...	200	70	750	85
...	7,210	400	3,600	400	86
2	53	99	...	60	32	4	66	28	...	122	14	5	87
2	65	105	...	86	100	5	147	84	2	154	31	7	88
10	113	584	...	166	166	23	179	219	...	426	87	10	89
4	146	1,089	18	379	677	11	494	556	65	699	224	34	90
1,399	3,877	566	658	1,961	2,566	1,707	2,753	1,514	414	1,694	596	1,112	91
1,449	4,366	682	717	1,650	2,913	1,980	2,822	1,625	399	2,056	678	1,355	92
140,159	207,366	85,371	116,627	198,687	374,620	102,632	205,488	140,622	55,198	115,588	135,545	67,677	93
125,634	202,744	98,995	110,482	167,899	377,705	103,525	193,249	145,781	48,391	128,738	126,086	80,724	94

MULTIPLE-UNIT OPERATIONS

Economic Area Table 1.—MULTIPLE-UNIT OPERATIONS.

Item (For definitions and explanations, see text)	The State								
	Total	Size of unit							
		Under 30 acres	30 to 49 acres	50 to 69 acres	70 to 99 acres	100 to 139 acres	140 to 179 acres	180 to 219 acres	220 to 259 acres
1 Multiple-unit operations.....number 1954...	4,485	148	376	343	511	455	374	310	220
2 1950...	5,244	184	425	429	648	602	436	343	281
3 Subunits in multiple-unit									
4 operations.....total number 1954...	17,034	309	794	775	1,207	1,139	966	935	709
5 1950...	21,118	385	892	1,001	1,513	1,567	1,240	1,046	963
6 Home farms.....number 1954...	4,350	127	342	315	487	441	373	309	220
7 1950...	4,920	139	358	362	596	570	412	331	274
8 Cropper farms.....number 1954...	12,684	182	452	460	720	698	593	626	489
9 1950...	16,198	246	534	639	917	997	828	715	689
10 Land in multiple-unit operations....total acres 1954...	2,080,669	3,015	14,830	20,179	42,572	53,319	59,158	61,585	52,482
11 1950...	2,289,204	3,868	16,803	25,328	53,552	70,162	69,091	67,748	66,621
12 Home farms.....acres 1954...	1,841,583	1,335	7,818	11,951	27,879	38,429	46,623	48,778	41,783
13 1950...	1,948,749	1,474	7,678	13,029	33,500	47,699	49,146	49,976	51,182
14 Cropper farms.....acres 1954...	239,086	1,680	7,012	8,228	14,693	14,890	12,535	12,807	10,699
15 1950...	340,455	2,394	9,125	12,299	20,052	22,463	19,945	17,772	15,439
16 Cropland harvested.....total acres 1954...	640,591	1,921	8,853	11,436	23,242	26,263	26,640	29,053	22,233
17 1949...	686,786	2,615	10,653	16,085	29,564	34,557	32,449	28,215	27,864
18 Corn harvested for grain.....multiple units reporting 1954...	3,720	99	311	286	440	391	315	272	193
19 1949...	4,328	107	335	346	544	514	378	287	238
20 subunits reporting 1954...	8,378	125	426	446	756	686	565	569	425
21 1949...	11,154	142	481	590	936	984	731	630	525
22 acres 1954...	113,176	571	2,734	3,361	7,051	7,369	6,910	7,239	4,927
23 1949...	128,960	697	3,195	4,655	8,440	9,971	8,222	6,532	5,994
24 bushels 1954...	2,330,112	11,006	48,385	56,413	104,702	117,419	144,555	122,856	85,110
25 1949...	2,688,416	13,482	61,048	92,250	153,611	187,303	141,806	126,726	115,327
26 Cotton harvested.....multiple units reporting 1954...	4,200	118	342	323	493	415	355	294	213
27 1949...	4,692	120	353	378	577	556	393	316	297
28 subunits reporting 1954...	14,293	163	508	564	917	888	778	775	592
29 1949...	17,074	187	563	726	1,107	1,180	959	825	756
30 acres 1954...	246,471	900	3,979	5,291	10,388	11,448	12,007	12,476	9,644
31 1949...	329,916	1,314	5,132	8,085	14,428	16,868	16,329	14,774	14,084
32 bales 1954...	201,805	851	3,423	4,600	8,397	9,351	9,458	9,566	7,888
33 1949...	240,436	935	3,519	5,709	9,874	11,625	12,630	9,992	9,855
34 Rice harvested.....multiple units reporting 1954...	188	2	7	10	12	18	10	14	8
35 1949...	219	2	13	12	25	21	18	16	10
36 subunits reporting 1954...	238	2	7	10	15	18	10	17	11
37 1949...	277	2	16	12	30	25	25	20	13
38 acres 1954...	28,731	18	144	175	344	735	796	1,274	928
39 1949...	27,505	17	216	173	796	1,083	1,162	1,242	1,260
40 162-lb. bbl. 1954...	464,729	400	2,200	3,119	4,961	11,355	12,041	19,147	13,435
41 1949...	351,066	155	2,272	2,223	9,714	13,094	13,312	14,840	13,361
42 Peanuts harvested for picking or threshing.....multiple units reporting 1954...	44	2	1	5	4	2	5	4	2
43 1949...	62	...	3	2	10	4	6	5	5
44 subunits reporting 1954...	52	2	1	5	4	2	5	4	3
45 1949...	76	...	3	2	11	5	9	5	7
46 acres 1954...	51	2	5	8	2	6	5	2	2
47 1949...	127	...	3	2	15	5	14	8	8
48 pounds 1954...	13,183	900	150	1,510	1,748	130	1,995	800	340
49 1949...	27,602	...	800	900	2,260	1,050	3,885	1,370	2,167
50 Horses and/or mules....multiple units reporting 1954...	3,614	94	288	269	387	352	281	242	179
51 1950...	4,473	117	342	352	544	519	373	300	243
52 number 1954...	16,930	209	791	811	1,180	1,079	875	926	678
53 1950...	28,018	290	1,205	1,322	2,103	1,984	1,681	1,327	1,293
54 Landlord-tenant operations containing multiple units:									
55 All subunits including home farm.....number 1954...	21,474	357	964	923	1,425	1,349	1,128	1,113	832
56 1950...	27,967	477	1,117	1,260	1,787	1,860	1,530	1,304	1,249
57 Land in all subunits including home farm.....acres 1954...	2,259,090	3,828	22,235	25,265	50,285	60,238	65,567	67,536	56,096
58 1950...	2,533,834	12,646	27,639	34,331	63,018	78,608	79,557	77,461	75,911
59 Owned by operator of multiple unit.....acres 1954...	1,706,917	3,533	20,589	22,452	41,745	48,304	49,085	51,276	42,128
60 1950...	1,976,876	12,100	23,622	31,031	52,405	64,821	63,318	61,402	60,272
61 Rented by operator of multiple unit.....acres 1954...	552,173	295	1,646	2,813	8,540	11,934	16,482	16,260	13,968
62 1950...	556,958	546	4,017	3,300	10,613	13,787	16,239	16,059	15,639
63 Subunits not included in multiple units.....operators reporting 1954...	1,414	33	100	88	124	94	87	88	62
64 1950...	1,971	43	122	133	153	170	140	120	103
65 number 1954...	4,440	48	170	148	218	210	162	178	123
66 1950...	6,849	92	225	259	274	293	290	258	286
67 Share tenants.....number 1954...	3,044	32	129	109	161	142	107	131	94
68 1950...	5,033	51	161	186	198	202	214	188	201
69 Other tenants, not croppers nor share tenants.....number 1954...	1,396	16	41	39	57	68	55	47	29
70 1950...	1,816	41	64	73	76	91	76	70	85
71 Land in subunits not included in multiple units.....acres 1954...	178,421	813	7,405	5,086	7,713	6,919	6,409	5,951	3,614
72 1950...	244,630	8,778	10,836	9,003	9,466	8,446	10,466	9,713	9,290

BY SIZE OF UNIT: CENSUSES OF 1954 AND 1950

The State—Continued			Areas 1 and A												
Size of unit—Continued			Total	Size of unit										1,000 acres and over	
260 to 499 acres	500 to 999 acres	1,000 acres and over		Under 30 acres	30 to 49 acres	50 to 69 acres	70 to 99 acres	100 to 139 acres	140 to 179 acres	180 to 219 acres	220 to 259 acres	260 to 499 acres	500 to 999 acres		
762	507	479	590	9	17	24	46	47	50	44	29	127	93	104	
839	543	514	645	12	35	36	50	68	44	38	35	123	97	107	
2,849	2,522	4,829	3,307	20	37	56	119	126	138	147	114	557	566	1,427	
3,274	3,209	6,028	4,358	25	79	103	128	211	129	132	125	617	769	2,040	
756	505	475	575	5	14	21	44	45	50	44	29	127	93	103	
826	540	512	597	4	20	25	44	62	42	38	35	123	97	107	
2,093	2,017	4,354	2,732	15	23	35	75	81	103	85	85	430	473	1,324	
2,448	2,669	5,516	3,761	21	59	78	84	149	87	94	90	494	672	1,933	
270,581	353,896	1,149,052	377,050	154	647	1,419	3,879	5,529	7,964	8,797	6,935	46,432	68,560	226,734	
295,020	378,601	1,242,410	400,227	279	1,395	2,161	4,144	7,860	6,980	7,545	8,299	43,813	68,855	248,896	
224,641	311,982	1,080,364	336,479	65	330	879	2,707	4,215	6,335	7,236	5,815	39,619	60,932	208,346	
238,026	323,923	1,133,116	337,390	67	442	936	2,637	5,397	5,241	5,543	6,752	35,520	56,931	217,962	
45,940	41,914	68,688	40,571	89	317	540	1,172	1,314	1,629	1,561	1,120	6,813	7,628	18,388	
56,994	54,678	109,294	62,837	212	953	1,225	1,505	2,503	1,739	2,002	1,547	8,293	11,924	30,934	
108,693	117,480	264,777	134,970	123	448	891	2,360	3,149	4,110	4,504	3,737	20,807	26,749	68,092	
111,822	121,085	271,877	151,450	258	1,023	1,670	2,667	4,574	3,570	3,826	4,188	21,403	31,138	77,133	
621	388	404	497	5	15	18	38	40	45	37	26	106	74	93	
703	440	436	523	6	25	27	37	58	34	32	30	105	78	91	
1,477	1,065	1,838	1,345	7	20	25	63	66	78	78	48	263	195	502	
1,796	1,539	2,800	2,102	9	44	53	68	113	63	77	67	328	365	915	
20,335	16,982	35,697	21,840	22	133	159	582	743	1,256	1,044	613	3,817	4,011	9,460	
22,312	19,214	39,728	19,128	46	258	355	515	940	707	684	745	2,961	3,337	8,580	
349,732	322,100	967,834	544,597	605	2,593	3,551	9,289	14,378	29,595	18,518	15,426	93,891	104,953	251,798	
430,605	407,808	958,450	481,582	659	4,760	7,007	9,645	21,583	13,567	13,785	21,488	71,208	86,752	231,128	
716	473	458	581	8	17	23	45	46	50	44	29	125	90	104	
770	503	469	581	12	33	34	45	62	41	38	35	121	95	107	
2,368	2,211	4,529	3,087	14	26	41	96	112	123	136	105	513	535	1,386	
2,621	2,743	5,407	4,032	24	61	90	100	177	110	120	110	551	729	1,960	
42,426	45,610	92,302	67,118	67	257	566	1,328	1,751	2,160	2,397	2,004	10,240	13,695	32,653	
53,080	59,781	126,041	95,238	203	714	1,160	1,677	3,030	2,258	2,710	2,578	13,298	19,927	47,683	
33,773	37,057	77,441	54,295	64	230	501	1,062	1,647	2,035	1,884	1,811	9,116	11,665	24,280	
38,298	44,483	93,516	79,661	142	497	867	1,272	2,254	1,632	1,973	2,169	10,880	16,633	41,342	
52	39	16	2	1	1	
59	26	17	
69	52	27	2	1	1	
67	30	37	
8,732	10,523	5,062	270	175	95	
7,314	5,900	8,342	
138,115	166,511	93,445	3,440	2,500	940	
116,272	71,564	94,259	
6	4	9	2	1	1	
13	9	5	3	2	1	
8	5	13	2	1	1	
14	12	8	3	2	1	
7	2	11	4	2	2	
16	47	9	3	2	1	
2,600	915	2,095	400	200	200	
3,785	10,135	1,250	650	450	47	
642	441	439	442	5	10	12	32	32	28	32	23	99	76	93	
752	474	457	545	6	18	24	37	53	37	36	30	115	88	101	
2,690	2,258	5,433	2,186	7	18	20	76	92	61	106	69	344	347	1,046	
4,304	4,305	8,204	3,910	16	54	88	117	160	162	137	112	552	710	1,802	
3,589	3,215	6,579	3,687	20	41	66	129	131	148	166	117	619	674	1,576	
4,163	4,391	8,829	4,942	36	88	120	136	233	152	146	135	674	860	2,362	
297,762	387,287	1,222,991	395,990	154	655	1,689	4,163	5,608	8,177	9,841	6,961	48,354	73,668	236,720	
333,526	417,125	1,334,012	414,302	1,260	1,514	2,514	4,454	8,481	8,338	7,887	8,607	45,933	71,015	254,299	
228,568	278,597	920,640	292,807	133	583	1,428	3,125	4,091	5,213	7,020	4,660	36,413	48,644	181,497	
259,348	317,093	1,031,464	296,745	1,236	1,285	2,139	3,559	6,526	6,006	5,750	6,483	33,728	51,410	178,623	
69,194	108,690	302,351	103,183	21	72	261	1,038	1,517	2,964	2,821	2,301	11,941	25,024	55,223	
74,178	100,032	302,548	117,557	24	229	375	895	1,955	2,332	2,137	2,124	12,205	19,605	75,676	
256	214	268	136	...	4	6	8	3	5	10	3	27	31	39	
342	302	343	186	2	5	10	6	15	12	10	8	32	37	49	
760	693	1,750	380	...	4	10	10	5	10	19	3	62	108	149	
889	1,182	2,801	584	11	9	17	8	22	23	14	10	57	91	322	
476	481	1,182	257	8	5	5	8	15	1	40	87	85	
669	858	2,105	415	2	3	12	4	14	17	10	5	36	68	244	
264	212	568	123	...	4	2	5	2	2	22	21	61	
220	324	696	169	9	6	5	4	8	6	4	5	21	23	78	
27,181	33,391	73,939	18,940	...	8	270	284	79	213	1,044	26	1,922	5,108	9,986	
38,506	38,524	91,602	14,075	981	119	353	310	621	1,358	342	308	2,120	2,160	5,403	

MULTIPLE-UNIT OPERATIONS

Economic Area Table 1.—MULTIPLE-UNIT OPERATIONS.

Item (For definitions and explanations, see text)	Area 2								
	Total	Size of unit							
		Under 30 acres	30 to 49 acres	50 to 69 acres	70 to 99 acres	100 to 139 acres	140 to 179 acres	180 to 219 acres	220 to 259 acres
1 Multiple-unit operations.....number 1954...	1,932	34	110	108	214	219	181	148	114
2 1950...	1,941	39	96	130	259	218	191	128	115
3 Subunits in multiple-unit									
4 operations.....total number 1954...	8,301	73	231	244	489	542	492	452	371
5 1950...	9,340	85	214	313	610	567	573	441	461
6 Home farms.....number 1954...	1,854	24	89	90	198	212	180	148	114
7 1950...	1,815	16	66	104	246	208	183	121	112
8 Cropper farms.....number 1954...	6,447	49	142	154	291	330	312	304	257
9 1950...	7,525	69	148	209	364	359	390	320	349
10 Land in multiple-unit operations...total acres 1954...	1,101,348	666	4,394	6,372	17,669	25,785	28,571	29,601	27,131
11 1950...	1,031,830	831	3,811	7,680	21,474	25,552	30,368	25,366	27,186
12 Home farms.....acres 1954...	988,617	260	2,231	3,896	11,851	18,974	22,081	23,451	21,478
13 1950...	894,642	179	1,637	4,129	14,176	18,029	21,946	18,142	20,174
14 Cropper farms.....acres 1954...	112,731	406	2,163	2,476	5,818	6,811	6,490	6,150	5,653
15 1950...	137,188	652	2,174	3,551	7,298	7,523	8,422	7,224	7,012
16 Cropland harvested.....total acres 1954...	341,696	492	2,902	4,079	10,416	14,018	14,585	14,981	11,844
17 1949...	320,939	692	2,907	5,399	12,926	13,669	15,794	12,629	13,277
18 Corn harvested for									
19 grain.....multiple units reporting 1954...	1,581	15	90	86	178	188	151	131	99
20 1949...	1,612	18	70	103	225	180	167	104	95
21 subunits reporting 1954...	3,718	18	126	131	290	316	283	260	233
22 1949...	4,531	29	108	180	373	341	323	251	228
23 acres 1954...	52,004	77	875	1,048	2,890	3,594	3,233	3,273	2,606
24 1949...	58,950	115	691	1,298	3,339	3,552	3,613	2,630	2,490
25 bushels 1954...	984,284	1,377	11,676	12,630	33,348	46,488	71,904	37,994	33,641
26 1949...	1,240,482	2,161	14,556	23,711	62,733	64,764	59,354	49,347	47,385
27 Cotton harvested.....multiple units reporting 1954...	1,915	30	107	106	214	219	180	147	114
28 1949...	1,887	38	90	125	250	210	185	126	113
29 subunits reporting 1954...	7,564	52	177	209	415	485	434	400	327
30 1949...	8,290	72	175	266	508	479	499	393	401
31 acres 1954...	137,804	360	1,799	2,522	5,679	7,280	7,403	7,347	5,626
32 1949...	172,535	525	2,000	3,536	7,805	8,014	9,705	7,916	8,195
33 bales 1954...	113,933	286	1,264	1,809	4,150	5,458	5,454	5,166	4,357
34 1949...	120,696	366	1,421	2,498	5,378	5,726	8,224	5,320	5,658
35 Rice harvested.....multiple units reporting 1954...	4
36 1949...
37 subunits reporting 1954...	4
38 1949...
39 acres 1954...	1,414
40 1949...
41 162-lb. bbl. 1954...	19,910
42 1949...
43 Peanuts harvested for picking									
44 or threshing.....multiple units reporting 1954...	1	...	1
45 1949...
46 subunits reporting 1954...	1	...	1
47 1949...
48 acres 1954...	1	...	1
49 1949...
50 pounds 1954...	150	...	150
51 1949...
52 Horses and/or mules...multiple units reporting 1954...	1,442	12	68	72	131	154	129	105	88
53 1950...	1,593	16	71	98	209	181	156	102	99
54 number 1954...	6,671	21	165	169	296	374	313	308	287
55 1950...	11,115	38	237	318	726	594	586	453	498
56 Landlord-tenant operations containing multiple units:									
57 All subunits including home farm.....number 1954...	10,360	85	264	275	538	583	557	523	412
58 1950...	12,631	94	268	363	679	685	684	515	592
59 Land in all subunits including									
60 home farm.....acres 1954...	1,174,710	911	5,599	7,472	19,466	27,029	31,498	31,468	28,522
61 1950...	1,145,167	1,067	7,578	10,376	24,664	28,168	33,442	29,064	31,501
62 Owned by operator of multiple									
63 unit.....acres 1954...	876,185	778	4,865	5,749	14,515	19,741	21,708	22,322	20,069
64 1950...	869,283	970	5,415	8,886	18,271	20,310	24,599	20,568	21,840
65 Rented by operator of multiple									
66 unit.....acres 1954...	298,525	133	734	1,723	4,951	7,288	9,790	9,146	8,453
67 1950...	275,884	97	2,163	1,490	6,393	7,858	8,843	8,496	9,661
68 Subunits not included in									
69 multiple units.....operators reporting 1954...	579	5	20	19	29	34	41	38	26
70 1950...	791	8	23	31	49	68	68	45	48
71 number 1954...	2,059	12	33	31	49	41	65	71	41
72 1950...	3,291	9	54	50	69	118	111	74	131
73 Share tenants.....number 1954...	1,439	10	22	18	30	30	31	49	30
74 1950...	2,519	6	35	33	58	73	81	61	86
75 Other tenants, not croppers nor share									
76 tenants.....number 1954...	620	2	11	13	19	11	34	22	11
77 1950...	772	3	19	17	11	45	30	13	45
78 Land in subunits not included in multiple									
79 units.....acres 1954...	73,362	245	1,205	1,100	1,797	1,244	2,927	1,867	1,391
80 1950...	113,337	236	3,767	2,696	3,190	2,616	3,074	3,698	4,315

BY SIZE OF UNIT: CENSUSES OF 1954 AND 1950—Continued

Area 2—Continued			Area 3												
Size of unit—Continued			Total	Size of unit											
260 to 499 acres	500 to 999 acres	1,000 acres and over		Under 30 acres	30 to 49 acres	50 to 69 acres	70 to 99 acres	100 to 139 acres	140 to 179 acres	180 to 219 acres	220 to 259 acres	260 to 499 acres	500 to 999 acres	1,000 acres and over	
320	246	238	963	66	173	141	160	98	60	53	29	102	48	33	
308	232	225	953	55	192	152	146	112	58	43	35	90	32	38	
1,321	1,358	2,728	2,684	133	360	311	395	269	156	182	90	385	228	175	
1,442	1,667	2,967	2,713	115	391	346	365	322	176	142	131	328	165	232	
317	246	236	945	63	168	138	155	96	60	53	29	102	48	33	
303	231	225	889	51	178	138	136	102	50	42	33	89	32	38	
1,004	1,112	2,492	1,739	70	192	173	240	173	96	129	61	283	180	142	
1,139	1,436	2,742	1,824	64	213	208	229	220	126	100	98	239	133	194	
114,048	169,782	677,329	192,113	1,425	6,814	8,299	13,445	11,268	9,392	10,420	6,844	34,875	34,310	55,021	
108,964	160,358	620,240	197,579	1,310	7,586	8,994	12,119	13,046	9,143	8,398	8,237	31,819	22,475	74,452	
93,202	149,314	641,879	155,318	571	3,484	4,651	8,107	7,390	7,312	7,673	5,408	28,507	30,139	52,076	
85,760	135,140	575,330	156,002	509	3,418	4,454	6,854	7,332	6,662	6,060	5,853	26,510	19,338	70,011	
20,846	20,468	35,450	36,795	854	3,330	3,648	5,338	3,878	2,080	2,747	1,436	6,368	4,171	2,945	
23,204	25,218	44,910	41,577	801	4,168	4,560	5,265	5,713	3,481	2,338	2,384	5,309	3,137	4,441	
52,764	61,593	154,022	68,910	943	4,144	4,650	7,281	5,407	4,027	5,009	2,931	14,158	10,908	9,452	
46,858	58,572	138,216	69,678	927	4,846	5,511	6,596	6,996	4,805	3,213	3,776	13,380	6,143	13,485	
260	189	194	827	52	153	124	142	90	51	44	24	83	33	31	
266	197	197	798	46	162	132	120	95	51	37	28	71	25	31	
634	507	920	1,691	65	203	198	268	189	95	127	55	230	135	126	
735	682	1,281	1,698	58	230	218	242	211	113	94	93	196	111	132	
8,591	7,782	18,035	18,734	318	1,282	1,443	2,358	1,733	1,062	1,616	731	3,310	2,073	2,808	
9,092	9,841	22,289	17,847	328	1,569	1,835	2,103	2,066	1,370	924	949	2,958	1,186	2,559	
109,196	118,713	507,317	428,237	5,491	24,673	26,446	43,519	31,232	19,422	38,501	17,104	71,867	53,321	96,661	
159,810	206,070	550,591	368,577	6,660	31,582	39,648	59,136	39,124	29,445	19,922	16,984	66,637	24,548	54,891	
318	243	237	930	64	169	139	157	90	60	51	28	96	44	32	
301	227	222	877	50	173	143	136	106	49	41	33	83	29	33	
1,213	1,255	2,597	1,963	77	236	227	293	195	118	142	71	288	168	148	
1,264	1,491	2,742	1,891	64	242	240	258	237	118	108	101	240	124	157	
24,216	25,990	49,582	17,884	386	1,485	1,686	2,387	1,536	1,027	1,458	872	2,914	1,875	2,258	
27,244	31,927	65,668	17,929	398	1,781	2,037	2,310	2,409	1,232	1,055	1,031	2,801	1,136	1,739	
18,536	21,213	46,240	20,311	421	1,588	1,897	2,513	1,657	1,170	1,700	1,072	3,408	2,333	2,552	
19,417	22,916	43,772	12,125	295	1,194	1,436	1,587	1,592	899	691	693	1,899	734	1,105	
...	2	2	93	...	5	7	12	11	7	10	4	22	13	2	
...	81	...	11	6	8	8	6	3	5	22	6	4	
...	2	2	103	...	5	7	15	11	7	10	5	24	17	2	
...	102	...	2	13	6	10	9	8	3	5	24	6	
...	664	750	11,172	...	89	95	344	390	619	977	532	3,938	3,588	600	
...	8,237	...	174	73	243	462	488	89	651	2,973	953	2,114	
...	7,777	12,133	155,031	...	1,300	1,764	4,961	5,521	9,172	13,686	6,515	57,512	48,300	6,300	
...	95,270	...	155	1,862	850	3,046	4,220	5,280	1,079	6,908	10,278	28,618	
...	1	1	
...	
...	1	1	
...	
...	1	1	
...	
...	1,000	1,000	
...	
237	210	216	819	47	144	125	142	87	48	42	24	87	41	32	
270	190	201	835	48	168	134	128	98	50	40	30	78	31	30	
898	1,049	2,791	4,097	127	463	464	572	382	256	320	128	657	298	430	
1,560	1,973	4,132	5,140	152	662	585	659	573	352	266	273	690	374	554	
1,614	1,724	3,785	4,013	159	471	398	506	388	221	245	124	640	364	497	
1,863	2,323	4,565	4,144	158	508	440	500	420	275	240	225	511	332	535	
122,901	183,762	716,082	238,641	1,948	9,420	10,977	17,073	15,386	11,324	12,611	7,782	45,622	43,460	63,038	
127,156	178,608	673,543	237,987	2,287	11,317	11,538	15,432	15,447	12,655	11,167	11,269	37,731	27,718	81,426	
86,903	130,499	549,036	203,323	1,851	8,735	10,355	15,171	13,798	9,700	10,212	6,249	36,777	34,426	56,049	
94,350	131,158	522,916	202,246	2,144	10,714	10,522	13,740	14,042	11,737	9,859	10,030	29,941	24,708	64,809	
35,998	53,263	167,046	35,318	97	685	622	1,902	1,588	1,624	2,399	1,533	8,845	9,034	6,989	
32,806	47,450	150,627	35,741	143	603	1,016	1,692	1,405	918	1,308	1,239	7,790	3,010	16,617	
106	114	147	406	20	61	46	66	34	26	26	13	59	29	26	
151	138	162	430	15	68	55	62	46	30	28	21	49	24	32	
293	366	1,057	1,329	26	111	87	111	119	65	63	34	255	136	322	
421	656	1,598	1,431	43	117	94	135	98	99	98	94	183	167	303	
143	274	802	966	19	93	73	88	73	56	51	33	212	64	204	
324	499	1,263	1,126	27	100	69	104	84	83	69	78	153	124	235	
150	92	255	363	7	18	14	23	46	9	12	1	43	72	118	
97	157	335	305	16	17	25	31	14	16	29	16	30	43	68	
8,853	13,980	38,753	46,528	523	2,606	2,678	3,628	4,118	1,932	2,191	938	10,747	9,150	8,017	
18,192	18,250	53,303	40,408	977	3,731	2,544	3,313	2,401	3,512	2,769	3,032	5,912	5,243	6,974	

MULTIPLE-UNIT OPERATIONS

Economic Area Table 1.—MULTIPLE-UNIT OPERATIONS,

Item (For definitions and explanations, see text)	Area 4								
	Total	Size of unit							
		Under 30 acres	30 to 49 acres	50 to 69 acres	70 to 99 acres	100 to 139 acres	140 to 179 acres	180 to 219 acres	220 to 259 acres
1 Multiple-unit operations.....number 1954...	354	1	10	11	28	31	35	29	21
2 1950...	671	4	21	24	80	83	70	71	50
3 Subunits in multiple-unit operations.....total number 1954...	1,097	3	24	27	59	71	76	66	55
4 1950...	1,973	8	42	52	170	184	173	182	129
5 Home farms.....number 1954...	348	1	7	11	27	31	35	29	21
6 1950...	636	2	16	17	71	81	66	69	49
7 Cropper farms.....number 1954...	749	2	17	16	32	40	41	37	34
8 1950...	1,337	6	26	35	99	103	107	113	80
9 Land in multiple-unit operations...total acres 1954...	158,335	21	391	637	2,315	3,607	5,521	5,673	5,033
10 1950...	240,228	59	826	1,447	6,661	9,615	11,021	13,993	11,970
11 Home farms.....acres 1954...	137,475	11	169	482	1,613	2,785	4,277	4,621	4,162
12 1950...	201,617	11	325	665	4,321	6,914	8,115	10,673	9,376
13 Cropper farms.....acres 1954...	20,860	10	222	155	702	822	1,244	1,052	871
14 1950...	38,611	48	501	782	2,340	2,701	2,906	3,320	2,594
15 Cropland harvested.....total acres 1954...	36,344	8	209	276	965	974	2,070	1,743	1,528
16 1949...	61,258	83	464	865	3,027	4,103	3,883	4,706	3,422
17 Corn harvested for grain.....multiple units reporting 1954...	322	1	7	9	25	26	34	29	21
18 1949...	620	2	17	21	71	80	65	66	48
19 subunits reporting 1954...	716	2	12	15	39	40	54	49	40
20 1949...	1,336	2	19	35	107	136	120	134	81
21 acres 1954...	9,457	4	52	119	387	369	780	578	434
22 1949...	16,452	29	148	330	1,044	1,457	1,239	1,467	984
23 bushels 1954...	114,913	33	490	1,205	3,597	4,232	10,160	6,953	4,558
24 1949...	314,360	540	2,700	7,027	18,341	26,851	19,501	28,123	17,435
25 Cotton harvested.....multiple units reporting 1954...	334	...	8	10	28	24	33	28	20
26 1949...	603	3	15	19	65	78	60	66	47
27 subunits reporting 1954...	853	...	16	19	39	41	56	51	40
28 1949...	1,450	5	22	36	110	126	120	135	92
29 acres 1954...	15,306	...	130	124	403	433	949	861	793
30 1949...	28,758	49	216	475	1,531	2,058	1,958	2,376	1,723
31 bales 1954...	7,693	...	112	73	186	177	481	522	363
32 1949...	18,631	38	141	361	1,026	1,249	1,223	1,553	985
33 Rice harvested.....multiple units reporting 1954...
34 1949...
35 subunits reporting 1954...
36 1949...
37 acres 1954...
38 1949...
39 162-lb. bbl. 1954...
40 1949...
41 Peanuts harvested for picking or threshing.....multiple units reporting 1954...	21	1	...	2	3	2	3	2	2
42 1949...	39	...	1	1	7	1	5	4	5
43 subunits reporting 1954...	23	1	...	2	3	2	3	2	3
44 1949...	49	...	1	1	8	1	8	4	7
45 acres 1954...	32	1	...	2	7	2	5	2	2
46 1949...	92	...	1	1	12	1	11	6	8
47 pounds 1954...	6,023	800	...	160	1,548	130	550	400	340
48 1949...	21,757	...	400	600	1,985	200	3,285	1,270	2,167
49 Horses and/or mules....multiple units reporting 1954...	320	...	8	8	26	27	32	27	20
50 1950...	600	1	15	18	65	74	63	67	43
51 number 1954...	1,218	...	14	19	67	57	93	67	71
52 1950...	2,855	3	35	58	191	212	224	226	173
53 Landlord-tenant operations containing multiple units: All subunits including home farm.....number 1954...	1,236	4	24	30	62	78	81	71	61
54 1950...	2,369	9	50	70	181	200	197	212	147
55 Land in all subunits including home farm.....acres 1954...	161,841	22	391	716	2,362	3,929	5,791	5,803	5,113
56 1950...	258,901	171	1,794	2,269	7,228	10,683	12,278	15,830	12,620
57 Owned by operator of multiple unit.....acres 1954...	124,112	22	348	664	2,210	3,472	5,056	5,076	4,306
58 1950...	213,150	171	872	2,158	6,486	9,367	9,661	13,325	10,730
59 Rented by operator of multiple unit.....acres 1954...	37,729	...	43	52	152	457	735	727	807
60 1950...	45,751	...	922	111	742	1,316	2,617	2,505	1,890
61 Subunits not included in multiple units.....operators reporting 1954...	75	1	...	2	3	5	4	5	5
62 1950...	181	1	5	6	10	10	12	20	13
63 number 1954...	139	1	...	3	3	7	5	5	6
64 1950...	396	1	8	18	11	16	24	30	18
65 Share tenants.....number 1954...	58	1	4	3	3	2
66 1950...	232	1	6	10	5	7	11	21	14
67 Other tenants, not croppers nor share tenants.....number 1954...	81	1	...	3	2	3	2	2	4
68 1950...	164	...	2	8	6	9	13	9	4
69 Land in subunits not included in multiple units.....acres 1954...	3,506	1	...	79	47	322	270	130	80
70 1950...	18,673	112	968	822	567	1,068	1,257	1,837	650

Z Reported in small fractions.

BY SIZE OF UNIT: CENSUSES OF 1954 AND 1950—Continued

Area 4—Continued			Areas 5 and B												
Size of unit—Continued			Total	Size of unit											
260 to 499 acres	500 to 999 acres	1,000 acres and over		Under 30 acres	30 to 49 acres	50 to 69 acres	70 to 99 acres	100 to 139 acres	140 to 179 acres	180 to 219 acres	220 to 259 acres	260 to 499 acres	500 to 999 acres		1,000 acres and over
101	51	36	317	25	36	33	32	29	30	17	11	48	27	29	1
154	73	41	470	46	35	33	48	65	33	24	24	69	52	41	2
287	192	237	793	50	77	72	76	62	63	38	27	132	69	127	3
447	262	324	1,208	94	71	70	102	149	78	55	59	183	166	181	4
100	50	36	314	24	36	32	32	28	30	17	11	48	27	29	5
152	72	41	459	43	35	32	47	63	32	24	23	68	52	40	6
187	142	201	479	26	41	40	44	34	33	21	16	84	42	98	7
295	190	283	749	51	36	38	55	86	46	31	36	115	114	141	8
35,349	34,921	64,867	115,444	478	1,414	1,920	2,680	3,440	4,752	3,294	2,677	17,076	18,646	59,067	9
53,315	48,091	83,230	182,093	845	1,372	1,915	3,904	7,534	5,218	4,722	5,727	24,793	38,282	87,781	10
29,774	29,476	60,105	106,288	324	1,026	1,310	2,086	2,681	4,306	2,871	2,210	15,020	17,737	56,717	11
43,294	41,008	76,915	160,197	535	1,022	1,410	2,864	5,779	3,933	3,812	4,870	21,413	35,837	78,722	12
5,575	5,445	4,762	9,156	154	388	610	594	759	446	423	467	2,056	909	2,350	13
10,021	7,083	6,315	21,896	310	350	505	1,040	1,755	1,285	910	857	3,380	2,445	9,059	14
9,236	6,913	12,422	17,325	188	487	741	867	910	916	699	564	2,983	2,163	6,807	15
14,626	10,593	15,486	25,934	360	473	851	1,485	2,204	1,559	955	1,078	4,460	4,091	8,438	16
90	47	33	280	18	28	28	29	24	25	17	10	45	27	29	17
141	69	40	404	23	26	28	43	62	31	23	22	64	48	34	18
190	138	137	542	22	40	47	54	39	39	29	19	91	57	105	19
297	189	216	773	32	36	48	65	107	56	33	34	129	117	116	20
2,523	1,757	2,454	6,762	90	235	421	483	458	431	370	270	1,254	892	1,858	21
4,227	2,524	3,003	8,920	105	187	423	690	1,208	763	439	479	1,782	1,617	1,227	22
24,926	15,692	43,067	184,424	2,345	5,470	9,644	9,832	13,805	11,379	11,755	8,165	32,429	24,292	55,308	23
82,032	48,592	63,218	162,986	2,555	3,774	8,300	12,892	24,286	12,485	8,935	7,916	29,552	28,531	23,760	24
100	49	34	216	9	20	23	22	15	20	12	9	39	21	26	25
141	70	39	286	3	11	15	30	50	25	17	16	52	39	28	26
218	159	214	401	10	21	36	35	22	27	19	16	74	41	100	27
322	203	279	530	4	17	24	48	80	42	25	23	97	84	86	28
3,917	3,147	4,549	2,766	24	91	166	186	128	186	127	83	528	284	963	29
6,848	4,367	7,157	4,359	20	70	176	349	597	349	190	250	1,048	719	591	30
1,896	1,298	2,585	2,255	18	58	118	154	114	121	106	67	444	252	803	31
4,388	2,682	4,985	2,144	9	43	74	155	289	171	102	124	535	366	276	32
...	33
...	34
...	35
...	36
...	37
...	38
...	39
...	40
3	...	3	11	1	2	2	3	3	41
11	4	...	3	2	42
4	...	3	17	1	2	3	4	7	43
12	7	...	3	2	...	1	44
5	...	6	4	1	1	1	1	(2)	45
14	38	...	3	2	...	1	46
825	...	1,270	3,960	300	1,445	1,475	415	325	47
3,385	8,465	...	550	400	...	150	48
92	48	32	288	22	34	28	26	24	28	17	10	45	26	28	49
146	68	40	420	34	30	33	48	61	28	22	21	61	46	36	50
317	224	289	1,210	32	59	63	66	59	78	54	35	182	137	445	51
698	451	584	1,830	48	72	80	113	173	107	78	75	317	341	426	52
326	212	287	1,013	52	83	78	81	67	70	49	37	155	100	241	53
517	329	457	1,653	103	83	75	123	168	84	67	66	246	251	387	54
36,368	35,276	66,070	125,208	482	4,465	1,978	2,742	3,492	5,332	3,659	3,029	17,801	19,548	62,680	55
56,675	51,628	87,725	201,274	5,228	1,511	1,981	4,797	7,990	5,352	5,078	5,855	26,236	40,198	97,048	56
30,753	28,039	44,166	104,979	438	4,410	1,968	2,468	3,344	4,547	3,504	2,634	16,017	17,633	48,016	57
46,928	36,249	77,203	175,279	5,129	1,411	1,849	4,528	7,648	4,978	4,701	5,797	23,686	35,066	80,486	58
5,615	7,237	21,904	20,229	44	55	10	274	148	785	155	395	1,784	1,915	14,664	59
9,747	15,379	10,522	25,995	99	100	132	269	342	374	377	58	2,550	5,132	16,562	60
21	13	16	83	2	5	6	4	4	4	5	4	13	17	19	61
46	32	26	148	7	8	7	7	17	4	4	4	30	32	30	62
39	20	50	220	2	6	6	5	5	7	11	10	23	31	114	63
70	67	133	445	9	12	5	21	19	6	12	7	63	85	206	64
16	8	21	85	1	1	2	2	7	6	14	21	31	65
43	48	66	192	1	1	...	7	10	1	7	...	30	38	97	66
23	12	29	135	2	6	5	4	3	5	4	4	9	10	83	67
27	19	67	253	8	11	5	14	9	5	5	7	33	47	109	68
1,019	355	1,203	9,764	4	3,051	58	62	52	580	365	352	725	902	3,613	69
3,360	3,537	4,495	19,181	4,383	139	66	893	456	134	356	128	1,443	1,916	9,267	70

MULTIPLE-UNIT OPERATIONS

Economic Area Table 1.—MULTIPLE-UNIT OPERATIONS,

Item (For definitions and explanations, see text)	Area 6								
	Total	Size of unit							
		Under 30 acres	30 to 49 acres	50 to 69 acres	70 to 99 acres	100 to 139 acres	140 to 179 acres	180 to 219 acres	220 to 259 acres
1 Multiple-unit operations.....number 1954...	77	5	7	9	12	10	2	7	5
2 1950...	114	13	16	12	16	8	9	5	6
3 Subunits in multiple-unit									
4 operations.....total number 1954...	196	12	14	18	24	22	4	21	20
5 1950...	297	27	32	25	33	23	31	12	15
6 Home farms.....number 1954...	72	3	6	9	12	10	2	7	5
7 1950...	105	12	16	11	12	8	9	5	6
8 Cropper farms.....number 1954...	124	9	8	9	12	12	2	14	15
9 1950...	192	15	16	14	21	15	22	7	9
10 Land in multiple-unit operations....total acres 1954...	20,589	87	251	544	989	1,141	352	1,387	1,219
11 1950...	50,628	241	607	731	1,262	974	1,488	1,015	1,420
12 Home farms.....acres 1954...	14,565	16	75	248	567	690	262	1,141	666
13 1950...	42,118	88	272	417	433	452	689	753	1,005
14 Cropper farms.....acres 1954...	6,024	71	176	296	422	451	90	246	553
15 1950...	8,510	153	335	314	829	522	799	262	415
16 Cropland harvested.....total acres 1954...	10,727	66	185	324	599	625	213	1,022	778
17 1949...	13,017	128	363	403	847	654	869	572	772
18 Corn harvested for grain.....multiple units reporting 1954...	70	4	5	9	11	10	2	7	5
19 1949...	97	8	16	10	15	8	8	4	4
20 subunits reporting 1954...	128	7	8	11	17	16	3	12	17
21 1949...	186	8	19	14	23	18	22	6	7
22 acres 1954...	2,039	43	85	86	167	241	58	146	179
23 1949...	2,564	50	201	125	271	208	225	114	201
24 bushels 1954...	37,675	945	1,993	1,657	2,681	3,243	1,100	3,617	3,880
25 1949...	40,497	592	1,863	2,134	4,188	3,327	3,640	1,430	1,955
26 Cotton harvested.....multiple units reporting 1954...	47	2	2	8	11	6	1	5	4
27 1949...	61	4	9	7	11	6	5	3	1
28 subunits reporting 1954...	89	2	3	9	13	11	1	11	14
29 1949...	119	3	9	12	14	15	17	4	2
30 acres 1954...	721	7	17	67	114	53	7	60	107
31 1949...	1,200	24	56	68	135	100	108	31	13
32 bales 1954...	567	7	12	65	68	43	7	35	90
33 1949...	775	20	36	35	72	50	92	20	11
34 Rice harvested.....multiple units reporting 1954...	1
35 1949...	3	1
36 subunits reporting 1954...	1
37 1949...	4	2
38 acres 1954...	400
39 1949...	243	70
40 162-lb. bbl. 1954...	8,000
41 1949...	2,277	337
42 Peanuts harvested for picking or threshing.....multiple units reporting 1954...
43 1949...
44 subunits reporting 1954...
45 1949...
46 acres 1954...
47 1949...
48 pounds 1954...
49 1949...
50 Horses and/or mules....multiple units reporting 1954...	69	2	5	7	11	10	2	7	5
51 1950...	90	7	12	7	13	8	9	4	5
52 number 1954...	322	4	15	20	30	45	8	27	42
53 1950...	654	17	34	33	94	50	74	23	35
54 Landlord-tenant operations containing multiple units:									
55 All subunits including home farm.....number 1954...	249	14	15	21	38	26	4	23	28
56 1950...	434	30	40	40	39	24	45	16	26
57 Land in all subunits including home farm.....acres 1954...	23,055	89	283	581	1,621	1,351	352	1,402	1,378
58 1950...	56,609	274	730	1,128	1,662	1,009	1,919	1,069	1,641
59 Owned by operator of multiple unit.....acres 1954...	16,712	89	275	535	1,524	1,149	344	962	1,230
60 1950...	45,830	271	730	1,079	1,652	862	1,808	788	1,446
61 Rented by operator of multiple unit.....acres 1954...	6,343	...	8	46	97	202	8	440	148
62 1950...	10,779	3	...	49	10	147	111	281	195
63 Subunits not included in multiple units.....operators reporting 1954...	26	1	1	2	5	4	...	1	4
64 1950...	44	3	5	6	4	1	3	3	2
65 number 1954...	53	2	1	3	14	4	...	2	8
66 1950...	137	3	8	15	6	1	14	4	11
67 Share tenants.....number 1954...	38	...	1	3	10	2	6
68 1950...	86	1	5	7	3	1	10	...	9
69 Other tenants, not croppers nor share tenants.....number 1954...	15	2	4	2	...	2	2
70 1950...	51	2	3	8	3	...	4	4	2
71 Land in subunits not included in multiple units.....acres 1954...	2,466	2	32	37	632	210	...	15	159
72 1950...	5,981	33	123	397	400	35	431	54	221

BY SIZE OF UNIT: CENSUSES OF 1954 AND 1950—Continued

Area 6—Continued			Area 7												
Size of unit—Continued			Total	Size of unit											
260 to 499 acres	500 to 999 acres	1,000 acres and over		Under 30 acres	30 to 49 acres	50 to 69 acres	70 to 99 acres	100 to 139 acres	140 to 179 acres	180 to 219 acres	220 to 259 acres	260 to 499 acres	500 to 999 acres	1,000 acres and over	
13	1	6	173	7	16	9	15	20	11	8	8	39	27	13	1
14	3	12	287	15	21	32	34	33	19	19	8	52	32	22	2
37	3	21	412	16	34	21	37	45	25	20	26	93	62	33	3
31	9	59	723	31	44	70	74	79	46	45	23	146	91	74	4
12	1	5	168	6	16	9	15	18	11	7	8	39	26	13	5
12	2	12	260	11	19	26	26	31	18	17	8	50	32	22	6
25	2	16	244	10	18	12	22	27	14	13	18	54	36	20	7
19	7	47	463	20	25	44	48	48	28	28	15	96	59	52	8
3,917	725	9,977	66,298	164	648	538	1,259	2,419	1,782	1,583	1,962	14,377	17,527	24,039	9
4,936	1,996	35,958	93,822	303	855	1,823	2,757	3,816	2,976	3,738	1,918	17,416	22,950	35,270	10
2,867	705	7,328	57,079	74	345	260	706	1,580	1,357	1,106	1,412	12,074	14,821	23,344	11
3,474	1,402	33,133	74,369	85	379	690	1,292	2,440	2,068	2,570	1,543	13,235	20,487	29,580	12
1,050	20	2,649	9,219	90	303	278	553	839	425	477	550	2,303	2,706	695	13
1,462	594	2,825	19,453	218	476	1,133	1,465	1,376	908	1,168	375	4,181	2,463	5,690	14
2,329	412	4,174	22,906	90	369	336	623	1,091	412	815	790	5,933	7,312	5,135	15
2,219	808	5,382	30,628	167	385	1,083	1,537	1,801	1,364	1,764	824	6,921	7,385	7,397	16
11	1	5	82	3	8	6	14	12	4	4	6	16	6	3	17
10	3	11	131	4	11	18	19	18	11	7	3	21	11	8	18
23	1	13	122	3	9	10	22	18	6	8	10	23	8	5	19
18	7	44	226	4	13	31	33	36	17	13	3	43	21	12	20
490	7	537	1,118	13	42	39	164	206	33	156	81	202	124	58	21
370	98	701	2,086	24	79	232	310	335	171	93	31	477	203	131	22
11,519	115	6,925	25,184	182	1,220	720	2,324	4,001	815	5,036	2,196	4,788	3,164	738	23
6,812	3,816	10,740	28,821	315	828	3,428	4,010	4,116	2,030	1,291	324	7,285	2,714	2,480	24
5	...	3	108	4	14	9	13	6	5	6	6	22	12	3	25
9	1	5	203	10	15	27	26	26	16	12	4	36	21	10	26
13	...	12	170	7	18	16	21	20	10	11	14	29	18	6	27
13	2	28	375	15	22	42	44	45	27	19	13	76	44	28	28
101	...	188	1,590	51	139	124	239	214	109	117	117	258	139	83	29
144	20	501	3,662	95	194	461	408	403	297	228	99	804	444	229	30
80	...	160	1,549	53	140	124	238	232	116	106	114	232	118	76	31
66	9	364	2,399	65	125	292	252	286	157	143	73	538	323	145	32
...	1	...	88	2	2	3	...	7	3	4	4	30	22	11	33
2	135	...	2	6	17	13	12	13	4	35	20	13	34
...	1	...	128	2	2	3	...	7	3	7	6	45	31	22	35
2	171	...	3	6	20	16	17	17	6	41	24	21	36
...	400	...	15,475	18	55	80	...	345	177	297	396	4,794	5,696	3,617	37
173	19,025	...	42	100	553	621	674	1,153	539	4,168	4,947	6,228	38
...	8,000	...	278,348	400	900	1,355	...	5,834	2,869	5,461	6,920	80,603	99,934	74,072	39
1,940	253,519	...	410	1,373	6,668	8,874	8,032	13,761	6,116	81,358	61,286	65,641	40
...	41
...	42
...	43
...	44
...	45
...	46
...	47
...	48
13	1	6	157	5	13	9	15	17	9	8	6	37	25	13	49
13	2	10	244	5	20	31	29	29	19	15	8	44	28	16	50
58	4	69	777	15	44	35	66	68	35	34	35	173	113	159	51
72	9	213	1,692	16	93	140	149	172	127	76	91	310	327	191	52
44	3	33	612	21	45	25	63	74	32	26	44	137	85	60	53
39	24	111	1,136	47	60	122	90	94	56	64	33	214	157	199	54
4,393	725	10,880	86,676	202	1,048	716	2,522	3,313	2,059	1,910	2,584	17,051	21,110	34,161	55
5,249	3,051	38,877	120,549	2,359	2,144	3,740	3,377	4,893	3,556	4,289	2,385	23,670	27,977	42,159	56
3,654	...	6,950	52,238	202	1,039	660	2,440	2,699	1,940	1,570	2,265	13,546	12,893	12,984	57
4,035	2,765	30,394	97,381	2,179	2,144	3,673	3,047	4,171	2,772	3,623	2,049	17,912	23,154	32,657	58
739	725	3,930	34,438	...	9	56	82	614	119	340	319	3,505	8,217	21,177	59
1,214	286	8,483	23,168	180	...	67	330	722	784	666	336	5,758	4,823	9,502	60
3	...	5	80	4	7	4	9	10	4	2	6	19	7	8	61
5	2	10	132	7	7	17	10	10	8	6	5	22	23	17	62
7	...	12	200	5	11	4	26	29	7	6	18	44	23	27	63
8	15	52	413	16	16	52	16	15	10	19	10	68	66	125	64
4	...	12	162	3	11	4	26	26	5	6	16	32	19	14	65
4	5	41	351	13	10	51	12	11	9	18	7	63	45	112	66
3	38	2	3	2	...	2	12	4	13	67
4	10	11	62	3	6	1	4	4	1	1	3	5	21	13	68
476	...	903	20,378	38	400	178	1,263	894	277	327	622	2,674	3,583	10,122	69
313	1,055	2,919	26,727	2,056	1,289	1,917	620	1,077	580	551	467	6,254	5,027	6,889	70

MULTIPLE-UNIT OPERATIONS

Economic Area Table 1.—MULTIPLE-UNIT OPERATIONS,

Item (For definitions and explanations, see text)		Area 8					
		Total	Size of unit				
			Under 30 acres	30 to 49 acres	50 to 69 acres	70 to 99 acres	100 to 139 acres
1	Multiple-unit operations.....number 1954...	79	1	7	8	4	1
2	1950...	163	...	9	10	15	15
3	Subunits in multiple-unit operations.....total number 1954...	244	2	17	26	8	2
4	1950...	506	...	19	22	31	32
5	Home farms.....number 1954...	74	1	6	5	4	1
6	1950...	159	...	8	9	14	15
7	Cropper farms.....number 1954...	170	1	11	21	4	1
8	1950...	347	...	11	13	17	17
9	Land in multiple-unit operations...total acres 1954...	49,492	20	271	450	336	130
10	1950...	92,797	...	351	577	1,231	1,765
11	Home farms.....acres 1954...	45,762	14	158	225	242	114
12	1950...	82,414	...	183	328	921	1,395
13	Cropper farms.....acres 1954...	3,730	6	113	225	94	16
14	1950...	10,383	...	168	249	310	370
15	Cropland harvested.....total acres 1954...	7,713	11	109	139	131	89
16	1949...	13,882	...	192	303	479	556
17	Corn harvested for grain.....multiple units reporting 1954...	61	1	5	6	3	1
18	1949...	143	...	8	7	14	13
19	subunits reporting 1954...	116	1	8	9	3	2
20	1949...	302	...	12	11	25	22
21	acres 1954...	1,222	4	30	46	20	25
22	1949...	3,013	...	62	57	168	205
23	bushels 1954...	10,798	28	270	560	112	40
24	1949...	51,111	...	985	995	2,666	3,252
25	Cotton harvested.....multiple units reporting 1954...	69	1	5	5	3	1
26	1949...	148	...	7	8	14	14
27	subunits reporting 1954...	166	1	11	7	5	2
28	1949...	387	...	13	16	25	21
29	acres 1954...	3,282	5	61	36	52	53
30	1949...	6,235	...	101	172	213	257
31	bales 1954...	1,202	2	19	13	26	23
32	1949...	4,005	...	62	146	132	179
33	Rice harvested.....multiple units reporting 1954...
34	1949...
35	subunits reporting 1954...
36	1949...
37	acres 1954...
38	1949...
39	162-lb. bbl. 1954...
40	1949...
41	Peanuts harvested for picking or threshing.....multiple units reporting 1954...	8	1	...	1	1	...
42	1949...	17	...	2	1	3	1
43	subunits reporting 1954...	8	1	...	1	1	...
44	1949...	21	...	2	1	3	2
45	acres 1954...	9	1	...	1	1	...
46	1949...	29	...	2	1	3	2
47	pounds 1954...	1,650	100	...	50	200	...
48	1949...	4,645	...	400	300	275	400
49	Horses and/or mules....multiple units reporting 1954...	77	1	6	8	4	1
50	1950...	146	...	8	7	15	15
51	number 1954...	449	3	13	21	7	2
52	1950...	822	...	18	20	54	50
Landlord-tenant operations containing multiple units:							
53	All subunits including home farm.....number 1954...	304	2	21	30	8	2
54	1950...	658	...	20	30	39	36
55	Land in all subunits including home farm.....acres 1954...	52,969	20	374	1,136	336	130
56	1950...	99,045	...	1,051	785	1,404	1,937
57	Owned by operator of multiple unit.....acres 1954...	36,561	20	334	1,093	292	10
58	1950...	76,962	...	1,051	725	1,122	1,895
59	Rented by operator of multiple unit.....acres 1954...	16,408	...	40	43	44	120
60	1950...	22,083	60	282	42
61	Subunits not included in multiple units.....operators reporting 1954...	29	...	2	3
62	1950...	59	...	1	3	5	3
63	number 1954...	60	...	4	4
64	1950...	152	...	1	8	8	4
65	Share tenants.....number 1954...	39	...	2	2
66	1950...	112	...	1	4	5	2
67	Other tenants, not croppers nor share tenants.....number 1954...	21	...	2	2
68	1950...	40	4	3	2
69	Land in subunits not included in multiple units.....acres 1954...	3,477	...	103	686
70	1950...	6,248	...	700	208	173	172

BY SIZE OF UNIT: CENSUSES OF 1954 AND 1950—Continued

Item (For definitions and explanations, see text)		Area 8—Continued					
		Size of unit—Continued					
		140 to 179 acres	180 to 219 acres	220 to 259 acres	260 to 499 acres	500 to 999 acres	1,000 acres and over
1	Multiple-unit operations.....number	1954... 5	1950... 4	1954... 3	1950... 12	1954... 14	1950... 20
2		12	15	8	29	22	28
3	Subunits in multiple-unit operations.....total number	1954... 12	1950... 9	1954... 6	1950... 37	1954... 44	1950... 81
4		34	37	20	80	80	151
5	Home farms.....number	1954... 5	1950... 4	1954... 3	1950... 11	1954... 14	1950... 20
6		12	15	8	29	22	27
7	Cropper farms.....number	1954... 7	1950... 5	1954... 3	1950... 26	1954... 30	1950... 61
8		22	22	12	51	58	124
9	Land in multiple-unit operations....total acres	1954... 824	1950... 830	1954... 681	1950... 4,507	1954... 9,425	1950... 32,018
10		1,897	2,971	1,864	9,964	15,594	56,583
11	Home farms.....acres	1954... 693	1950... 679	1954... 632	1950... 3,578	1954... 8,858	1950... 30,569
12		1,492	2,423	1,609	8,820	13,780	51,463
13	Cropper farms.....acres	1954... 131	1950... 151	1954... 49	1950... 929	1954... 567	1950... 1,449
14		405	548	255	1,144	1,814	5,120
15	Cropland harvested.....total acres	1954... 307	1950... 280	1954... 61	1950... 483	1954... 1,430	1950... 4,673
16		605	550	527	1,955	2,355	6,360
17	Corn harvested for grain.....multiple units reporting	1954... 3	1949... 3	1954... 2	1949... 10	1954... 11	1949... 16
18		11	14	8	25	19	24
19	subunits reporting	1954... 7	1949... 6	1954... 3	1949... 23	1954... 24	1949... 30
20		17	22	12	50	47	84
21	acres	1954... 57	1949... 56	1954... 13	1949... 148	1954... 336	1949... 487
22		134	181	115	445	408	1,238
23	bushels	1954... 180	1949... 482	1954... 140	1949... 1,116	1954... 1,850	1949... 6,020
24		1,784	3,893	1,840	7,269	6,785	21,642
25	Cotton harvested.....multiple units reporting	1954... 5	1949... 2	1954... 11	1949... 11	1954... 14	1949... 19
26		12	13	8	26	21	25
27	subunits reporting	1954... 9	1949... 5	1954... 5	1949... 20	1954... 35	1949... 66
28		26	21	14	58	66	127
29	acres	1954... 166	1949... 109	1954... 42	1949... 252	1954... 480	1949... 2,026
30		422	268	195	893	1,241	2,473
31	bales	1954... 74	1949... 47	1954... 14	1949... 61	1954... 178	1949... 745
32		232	190	142	575	820	1,527
33	Rice harvested.....multiple units reporting	1954... ..	1949... ..	1954... ..	1949... ..	1954... ..	1949... ..
34	
35	subunits reporting	1954... ..	1949... ..	1954... ..	1949... ..	1954... ..	1949... ..
36	
37	acres	1954... ..	1949... ..	1954... ..	1949... ..	1954... ..	1949... ..
38	
39	162-lb. bbl.	1954... ..	1949... ..	1954... ..	1949... ..	1954... ..	1949... ..
40	
41	Peanuts harvested for picking or threshing.....multiple units reporting	1954... ..	1949... 1	1954... ..	1949... 1	1954... 1	1949... 2
42		..	1	5	3
43	subunits reporting	1954... ..	1949... 1	1954... ..	1949... 1	1954... 1	1949... 2
44		..	1	5	6
45	acres	1954... ..	1949... 1	1954... ..	1949... 1	1954... 1	1949... 3
46		..	2	9	7
47	pounds	1954... ..	1949... 200	1954... ..	1949... 300	1954... 500	1949... 300
48		600	100	1,670	900
49	Horses and/or mules....multiple units reporting	1954... 5	1950... 4	1954... 3	1950... 12	1954... 14	1950... 19
50		11	14	7	25	21	23
51	number	1954... 31	1950... 10	1954... 11	1950... 61	1954... 86	1950... 204
52		49	68	36	105	120	302
53	Landlord-tenant operations containing multiple units: All subunits including home farm.....number	1954... 15	1950... 10	1954... 9	1950... 54	1954... 53	1950... 160
54		37	44	25	99	115	213
55	Land in all subunits including home farm.....acres	1954... 1,034	1950... 842	1954... 727	1950... 5,272	1954... 9,738	1950... 33,360
56		2,017	3,077	2,033	10,876	16,930	58,935
57	Owned by operator of multiple unit.....acres	1954... 577	1950... 610	1954... 715	1950... 4,505	1954... 6,463	1950... 21,942
58		1,757	2,788	1,897	8,768	12,583	44,376
59	Rented by operator of multiple unit.....acres	1954... 457	1950... 232	1954... 12	1950... 767	1954... 3,275	1950... 11,418
60		260	289	136	2,108	4,347	14,559
61	Subunits not included in multiple units.....operators reporting	1954... 3	1950... 1	1954... 1	1950... 8	1954... 3	1950... 8
62		3	4	2	7	14	17
63	number	1954... 3	1950... 1	1954... 3	1950... 17	1954... 9	1950... 19
64		3	7	5	19	35	62
65	Share tenants.....number	1954... 2	1950... ..	1954... ..	1950... 15	1954... 8	1950... 10
66		2	2	2	16	31	47
67	Other tenants, not croppers nor share tenants.....number	1954... 1	1950... 1	1954... 3	1950... 2	1954... 1	1950... 9
68		1	5	3	3	4	15
69	Land in subunits not included in multiple units.....acres	1954... 210	1950... 12	1954... 46	1950... 765	1954... 313	1950... 1,342
70		120	106	169	912	1,336	2,352

MULTIPLE-UNIT OPERATIONS

Economic Area Table 2.—MULTIPLE-UNIT OPERATIONS, BY COLOR AND

Item (For definitions and explanations, see text)			The State											
			All operators			Color and tenure of operator								
						Full owners			Part owners			Managers		
			Total	White	Non-white	Total	White	Non-white	Total	White	Non-white	Total	White	Non-white
1	Multiple-unit operations.....number 1954...		4,485	4,107	378	2,581	2,376	205	1,418	1,308	110	112	112	...
2	1950...		5,244	4,880	364	3,455	3,257	198	1,179	1,101	78	120	117	3
3	Subunits in multiple-unit operations.....total number 1954...		17,034	16,002	1,032	8,781	8,280	501	5,814	5,456	358	1,213	1,213	...
4	1950...		21,118	20,046	1,072	12,002	11,481	521	5,563	5,302	261	1,645	1,612	33
5	Home farms.....number 1954...		4,350	3,975	375	2,451	2,248	203	1,418	1,308	110	109	109	...
6	1950...		4,920	4,561	359	3,139	2,945	194	1,176	1,098	78	117	114	3
7	Cropper farms.....number 1954...		12,684	12,027	657	6,330	6,032	298	4,396	4,148	248	1,104	1,104	...
8	1950...		16,198	15,485	713	8,863	8,536	327	4,387	4,204	183	1,528	1,498	30
9	Land in multiple-unit operations....total acres 1954...		2,080,669	2,021,394	59,275	862,533	841,647	20,886	781,922	751,676	30,246	313,850	313,850	...
10	1950...		2,289,204	2,231,905	57,299	1,209,606	1,185,138	24,468	646,714	627,723	18,991	259,768	259,768	1,950
11	Home farms.....acres 1954...		1,841,583	1,791,749	49,834	734,864	718,336	16,528	701,335	674,690	26,645	296,773	296,773	...
12	1950...		1,948,749	1,903,660	45,089	1,017,768	999,034	18,734	551,988	536,006	15,982	230,595	229,047	1,548
13	Cropper farms.....acres 1954...		239,086	229,645	9,441	127,669	123,311	4,358	80,587	76,986	3,601	17,077	17,077	...
14	1950...		340,455	328,245	12,210	191,838	186,104	5,734	94,726	91,717	3,009	29,173	28,771	402
15	Cropland harvested.....total acres 1954...		640,591	611,554	29,037	251,310	243,789	7,521	271,662	254,762	16,900	65,459	65,459	...
16	1949...		686,786	662,174	24,612	345,303	334,941	10,362	207,724	200,318	7,406	67,528	66,571	957
17	Corn harvested for grain.....multiple units reporting 1954...		3,720	3,383	337	2,171	1,992	179	1,147	1,046	101	96	96	...
18	1949...		4,328	4,005	323	2,833	2,661	172	994	919	75	96	93	3
19	subunits reporting 1954...		8,378	7,728	650	4,534	4,208	326	2,824	2,604	220	408	408	...
20	1949...		11,154	10,506	648	6,467	6,147	320	2,840	2,679	161	826	799	27
21	acres 1954...		113,176	107,278	5,898	53,444	50,879	2,565	41,300	39,196	2,104	9,804	9,804	...
22	1949...		128,960	123,054	5,906	71,041	68,276	2,765	34,299	32,738	1,561	11,901	11,711	190
23	bushels 1954...		2,330,112	2,259,540	70,572	1,037,219	1,005,891	31,328	859,586	833,706	25,880	294,684	294,684	...
24	1949...		2,688,416	2,599,988	88,428	1,450,347	1,408,502	41,845	722,140	699,476	22,664	298,516	292,096	6,420
25	Cotton harvested.....multiple units reporting 1954...		4,200	3,834	366	2,377	2,183	194	1,350	1,241	109	106	106	...
26	1949...		4,692	4,355	337	3,017	2,843	174	1,094	1,017	77	116	113	3
27	subunits reporting 1954...		14,293	13,407	886	6,890	6,515	375	5,124	4,781	343	1,126	1,126	...
28	1949...		17,074	16,159	915	9,201	8,788	413	4,658	4,417	241	1,515	1,482	33
29	acres 1954...		246,471	235,693	10,778	98,136	94,868	3,268	101,968	96,945	5,023	22,558	22,558	...
30	1949...		329,916	316,378	13,538	159,036	154,315	4,721	99,750	95,524	4,226	32,709	31,974	735
31	bales 1954...		201,805	194,356	7,449	81,404	79,224	2,180	79,974	76,489	3,485	21,267	21,267	...
32	1949...		240,436	232,210	8,226	112,465	109,473	2,992	76,937	74,444	2,493	23,418	22,828	590
33	Rice harvested.....multiple units reporting 1954...		188	188	...	81	81	...	92	92	...	1	1	...
34	1949...		219	218	1	126	126	...	80	79	1
35	subunits reporting 1954...		238	238	...	101	101	...	120	120	...	2	2	...
36	1949...		277	276	1	158	158	...	104	103	1
37	acres 1954...		28,731	28,731	...	7,536	7,536	...	17,915	17,915	...	160	160	...
38	1949...		27,505	27,498	7	10,927	10,927	...	14,373	14,366	7
39	162-lb. bbl. 1954...		464,729	464,729	...	127,487	127,487	...	283,213	283,213	...	2,140	2,140	...
40	1949...		351,066	350,943	123	150,413	150,413	...	171,652	171,529	123
41	Peanuts harvested for picking or threshing.....multiple units reporting 1954...		44	35	9	30	26	4	14	9	5
42	1949...		62	48	14	43	36	7	11	7	4
43	subunits reporting 1954...		52	43	9	36	32	4	16	11	5
44	1949...		76	61	15	54	46	8	13	9	4
45	acres 1954...		51	40	11	31	25	6	20	15	5
46	1949...		127	109	18	69	60	9	46	42	4
47	pounds 1954...		13,183	11,308	1,875	10,143	8,893	1,250	3,040	2,415	625
48	1949...		27,602	25,105	2,497	16,720	15,355	1,365	9,457	8,725	732
49	Horses and/or mules....multiple units reporting 1954...		3,614	3,278	336	2,045	1,866	179	1,198	1,095	103	102	102	...
50	1950...		4,473	4,130	343	2,935	2,752	183	1,018	942	76	102	99	3
51	number 1954...		16,930	15,856	1,074	8,677	8,117	560	5,912	5,569	343	1,456	1,456	...
52	1950...		28,018	26,475	1,543	16,676	15,896	780	6,944	6,555	389	2,358	2,335	23
53	Landlord-tenant operations containing multiple units:													
54	All subunits including home farm.....number 1954...		21,474	20,312	1,162	11,142	10,570	572	7,199	6,791	408	1,807	1,807	...
55	1950...		27,967	26,671	1,296	16,245	15,617	628	7,132	6,798	334	2,320	2,271	49
56	Land in all subunits including home farm.....acres 1954...		2,259,090	2,196,763	62,327	950,549	927,519	23,030	851,667	820,657	31,010	332,194	332,194	...
57	1950...		2,533,834	2,465,388	68,446	1,347,847	1,315,922	31,925	719,440	697,795	21,645	283,056	280,747	2,309
58	Owned by operator of multiple unit.....acres 1954...		1,706,917	1,664,390	42,527	950,549	927,519	23,030	489,992	470,495	19,497	266,376	266,376	...
59	1950...		1,976,876	1,934,115	42,761	1,347,847	1,315,922	31,925	388,647	378,870	9,777	240,382	239,323	1,059
60	Rented by operator of multiple unit.....acres 1954...		552,173	532,373	19,800	361,675	350,162	11,513	65,818	65,818	...
61	1950...		556,958	531,273	25,685	330,793	318,925	11,868	42,674	41,424	1,250
62	Subunits not included in multiple units.....operators reporting 1954...		1,414	1,331	83	860	814	46	434	403	31	63	63	...
63	1950...		1,971	1,857	114	1,318	1,254	64	455	420	35	76	75	1
64	number 1954...		4,440	4,310	130	2,361	2,290	71	1,385	1,335	50	594	594	...
65	1950...		6,849	6,625	224	4,243	4,136	107	1,569	1,496	73	675	659	16
66	Share tenants.....number 1954...		3,044	2,963	81	1,647	1,605	42	1,000	967	33	331	331	...
67	1950...		5,033	4,868	165	3,029	2,958	71	1,194	1,134	60	587	574	13
68	Other tenants, not croppers nor share tenants.....number 1954...		1,396	1,347	49	714	685	29	385	368	17	263	263	...
69	1950...		1,816	1,757	59	1,214	1,178	36	375	362	13	88	85	3
70	Land in subunits not included in multiple units.....acres 1954...		178,421	175,369	3,052	88,016	85,872	2,144	69,745	68,981	764	18,344	18,344	...
	1950...		244,630	233,483	11,147	138,241	130,784	7,457	72,726	70,072	2,654	23,288	22,929	359

MULTIPLE-UNIT OPERATIONS

Economic Area Table 2.—MULTIPLE-UNIT OPERATIONS, BY COLOR AND

Item (For definitions and explanations, see text)		Area 2												
		All operators			Color and tenure of operator									
					Full owners			Part owners			Managers			
		Total	White	Non-white	Total	White	Non-white	Total	White	Non-white	Total	White	Non-white	
1	Multiple-unit operations.....number 1954...		1,932	1,758	174	968	897	71	655	596	59	66	66	...
2	1950...		1,941	1,798	143	1,096	1,028	68	496	466	30	68	68	...
3	Subunits in multiple-unit operations.....total number 1954...		8,301	7,809	492	3,721	3,538	183	2,893	2,702	191	910	910	...
4	1950...		9,340	8,887	453	4,691	4,498	193	2,514	2,410	104	1,080	1,080	...
5	Home farms.....number 1954...		1,854	1,681	173	893	823	70	655	596	59	64	64	...
6	1950...		1,815	1,674	141	893	909	66	494	464	30	66	66	...
7	Cropper farms.....number 1954...		6,447	6,128	319	2,828	2,715	113	2,238	2,106	132	846	846	...
8	1950...		7,525	7,213	312	3,716	3,589	127	2,020	1,946	74	1,014	1,014	...
9	Land in multiple-unit operations....total acres 1954...		1,101,348	1,068,810	32,538	389,141	381,393	7,748	380,888	361,371	19,517	252,599	252,599	...
10	1950...		1,031,830	1,011,297	20,533	516,099	508,201	7,898	257,477	250,755	6,722	158,319	158,319	...
11	Home farms.....acres 1954...		988,617	960,777	27,840	336,520	330,454	6,066	342,142	324,627	17,515	240,130	240,130	...
12	1950...		894,642	878,629	16,013	447,833	441,655	6,178	217,391	211,629	5,762	143,019	143,019	...
13	Cropper farms.....acres 1954...		112,731	108,033	4,698	52,621	50,939	1,682	38,746	36,744	2,002	12,469	12,469	...
14	1950...		137,188	132,668	4,520	66,546	66,546	1,720	40,086	39,126	960	15,300	15,300	...
15	Cropland harvested.....total acres 1954...		341,696	324,400	17,296	116,920	113,809	3,111	141,080	129,833	11,247	51,303	51,303	...
16	1949...		320,939	311,165	9,774	150,299	146,497	3,802	88,358	85,282	3,076	45,367	45,367	...
17	Corn harvested for grain.....multiple units reporting 1954...		1,581	1,432	149	794	736	58	532	479	53	57	57	...
18	1949...		1,612	1,490	122	899	842	57	431	402	29	53	53	...
19	subunits reporting 1954...		3,718	3,445	273	1,691	1,590	101	1,330	1,223	107	297	297	...
20	1949...		4,531	4,288	243	2,352	2,241	111	1,158	1,096	62	491	491	...
21	acres 1954...		52,004	49,396	2,608	21,036	20,141	895	18,399	17,301	1,098	7,329	7,329	...
22	1949...		58,950	56,761	2,189	28,706	27,704	1,002	15,311	14,749	562	8,184	8,184	...
23	bushels 1954...		984,284	959,275	25,009	341,174	332,268	8,906	336,570	326,092	10,478	231,977	231,977	...
24	1949...		1,240,482	1,208,150	32,332	628,272	613,000	15,272	292,495	283,653	8,842	203,057	203,057	...
25	Cotton harvested.....multiple units reporting 1954...		1,915	1,742	173	956	886	70	651	592	59	66	66	...
26	1949...		1,887	1,747	140	1,056	991	65	488	458	30	67	67	...
27	subunits reporting 1954...		7,564	7,108	456	3,223	3,072	151	2,730	2,542	188	856	856	...
28	1949...		8,290	7,875	415	4,097	3,921	176	2,220	2,121	99	1,019	1,019	...
29	acres 1954...		137,804	131,943	5,861	50,426	48,897	1,529	55,470	52,900	2,570	17,069	17,069	...
30	1949...		172,535	166,213	6,322	79,232	76,828	2,404	50,325	48,468	1,857	21,506	21,506	...
31	bales 1954...		113,933	109,588	4,345	40,792	39,717	1,075	44,432	42,431	2,001	16,854	16,854	...
32	1949...		120,696	116,921	3,775	54,370	52,818	1,552	36,987	35,974	1,013	14,473	14,473	...
33	Rice harvested.....multiple units reporting 1954...		4	4	...	1	1	...	2	2
34	1949...	
35	subunits reporting 1954...		4	4	...	1	1	...	2	2
36	1949...	
37	acres 1954...		1,414	1,414	...	50	50	...	1,184	1,184
38	1949...	
39	162-lb. bbl. 1954...		19,910	19,910	...	133	133	...	14,777	14,777
40	1949...	
41	Peanuts harvested for picking or threshing.....multiple units reporting 1954...		1	1	...	1	1
42	1949...	
43	subunits reporting 1954...		1	1	...	1	1
44	1949...	
45	acres 1954...		1	1	...	1	1
46	1949...	
47	pounds 1954...		150	150	...	150	150
48	1949...	
49	Horses and/or mules....multiple units reporting 1954...		1,442	1,293	149	684	625	59	533	479	54	60	60	...
50	1950...		1,593	1,460	133	899	835	64	406	378	28	58	58	...
51	number 1954...		6,671	6,185	486	2,608	2,414	194	2,477	2,295	182	1,052	1,052	...
52	1950...		11,115	10,483	632	5,691	5,408	283	2,723	2,578	145	1,517	1,517	...
53	Landlord-tenant operations containing multiple units: All subunits including home farm.....number 1954...		10,360	9,817	543	4,601	4,396	205	3,712	3,496	216	1,209	1,209	...
54	1950...		12,631	12,074	557	6,499	6,264	235	3,318	3,173	145	1,527	1,527	...
55	Land in all subunits including home farm.....acres 1954...		1,174,710	1,141,389	33,321	423,433	415,394	8,039	411,290	391,399	19,891	259,893	259,893	...
56	1950...		1,145,167	1,122,290	22,877	569,150	560,493	8,657	298,134	290,168	7,966	172,150	172,150	...
57	Owned by operator of multiple unit..acres 1954...		876,185	855,461	20,724	423,433	415,394	8,039	240,812	228,127	12,685	211,940	211,940	...
58	1950...		869,283	857,312	11,971	569,150	560,493	8,657	154,659	151,345	3,314	145,474	145,474	...
59	Rented by operator of multiple unit.....acres 1954...		298,525	285,928	12,597	170,478	163,272	7,206	47,953	47,953	...
60	1950...		275,884	264,978	10,906	143,475	138,823	4,652	26,676	26,676	...
61	Subunits not included in multiple units.....operators reporting 1954...		579	547	32	322	307	15	188	173	15	35	35	...
62	1950...		791	738	53	469	442	27	203	186	17	48	48	...
63	number 1954...		2,059	2,008	51	880	858	22	819	794	25	299	299	...
64	1950...		3,291	3,187	104	1,808	1,766	42	804	763	41	447	447	...
65	Share tenants.....number 1954...		1,439	1,404	35	610	598	12	608	588	20	185	185	...
66	1950...		2,519	2,443	76	1,319	1,290	29	637	605	32	414	414	...
67	Other tenants, not croppers nor share tenants.....number 1954...		620	604	16	270	260	10	211	206	5	114	114	...
68	1950...		772	744	28	489	476	13	167	158	9	33	33	...
69	Land in subunits not included in multiple units.....acres 1954...		73,362	72,579	783	34,292	34,001	291	30,402	30,028	374	7,294	7,294	...
70	1950...		113,337	110,993	2,344	53,051	52,292	759	40,657	39,413	1,244	13,831	13,831	...

TENURE OF OPERATOR: CENSUSES OF 1954 AND 1950—Continued

Area 2—Continued			Area 3															
Color and tenure of operator—Con.			Color and tenure of operator															
			All operators			Full owners			Part owners			Managers			Tenants			
Total	White	Non-white	Total	White	Non-white	Total	White	Non-white	Total	White	Non-white	Total	White	Non-white	Total	White	Non-white	
243	199	44	963	913	50	667	630	37	248	237	11	19	19	...	29	27	2	1
281	236	45	953	912	41	727	694	33	178	174	4	13	12	1	35	32	3	2
777	659	118	2,684	2,571	113	1,786	1,701	85	759	735	24	71	71	...	68	64	4	3
1,055	899	156	2,713	2,605	108	2,017	1,932	85	557	545	12	54	50	4	85	78	7	4
242	198	44	945	895	50	649	612	37	248	237	11	19	19	...	29	27	2	5
280	235	45	889	849	40	663	631	32	178	174	4	13	12	1	35	32	3	6
535	461	74	1,739	1,676	63	1,137	1,089	48	511	498	13	52	52	...	39	37	2	7
775	664	111	1,824	1,756	68	1,354	1,301	53	379	371	8	41	38	3	50	46	4	8
78,720	73,447	5,273	192,113	189,001	3,112	105,005	102,729	2,276	66,688	65,972	716	15,286	15,286	...	5,134	5,014	120	9
99,935	94,022	5,913	197,579	192,727	4,852	118,835	115,415	3,420	54,562	53,483	1,079	17,498	17,257	241	6,684	6,572	112	10
69,825	65,566	4,259	155,318	153,224	2,094	80,542	79,046	1,496	56,192	55,688	504	13,969	13,969	...	4,615	4,521	94	11
86,399	82,326	4,073	156,002	152,788	3,214	86,672	84,553	2,119	46,677	45,828	849	16,774	16,599	175	5,879	5,808	71	12
8,895	7,881	1,014	36,795	35,777	1,018	24,463	23,683	780	10,496	10,284	212	1,317	1,317	...	519	493	26	13
13,536	11,696	1,840	41,577	39,939	1,638	32,163	30,862	1,301	7,885	7,655	230	724	658	66	805	764	41	14
32,393	29,455	2,938	68,910	67,223	1,687	37,071	35,896	1,175	26,094	25,670	424	2,898	2,898	...	2,847	2,759	88	15
36,915	34,019	2,896	69,678	67,963	1,715	44,108	42,908	1,200	19,874	19,496	378	2,286	2,224	62	3,410	3,335	75	16
198	160	38	827	781	46	589	555	34	197	187	10	17	17	...	24	22	2	17
229	193	36	798	759	39	614	583	31	140	136	4	12	11	1	32	29	3	18
400	335	65	1,691	1,608	83	1,142	1,080	62	453	436	17	57	57	...	39	35	4	19
530	460	70	1,698	1,616	82	1,266	1,205	61	339	327	12	37	33	4	56	51	5	20
5,240	4,625	615	18,734	18,105	629	11,624	11,173	451	5,622	5,489	133	917	917	...	571	526	45	21
6,749	6,124	625	17,847	17,108	739	11,914	11,400	514	4,459	4,306	153	829	794	35	645	608	37	22
74,563	68,938	5,625	428,237	418,811	9,426	254,279	248,093	6,186	136,336	133,796	2,540	24,325	24,325	...	13,297	12,597	700	23
116,658	108,440	8,218	368,577	357,408	11,169	239,087	230,522	8,565	97,842	95,950	1,892	20,775	20,555	220	10,873	10,381	492	24
242	198	44	930	881	49	644	608	36	239	228	11	18	18	...	29	27	2	25
276	231	45	877	840	37	663	634	29	168	164	4	13	12	1	33	30	3	26
755	638	117	1,963	1,874	89	1,265	1,200	65	588	568	20	55	55	...	55	51	4	27
954	814	140	1,891	1,810	81	1,374	1,315	59	410	398	12	40	36	4	67	61	6	28
14,839	13,077	1,762	17,884	17,330	554	10,832	10,460	372	5,473	5,324	149	798	798	...	781	748	33	29
21,472	19,411	2,061	17,929	17,332	597	12,458	12,062	396	3,971	3,826	145	520	493	27	980	951	29	30
11,855	10,586	1,269	20,311	19,730	581	12,091	11,744	347	6,229	6,028	201	855	855	...	1,136	1,103	33	31
14,866	13,656	1,210	12,125	11,823	302	8,478	8,260	218	2,735	2,683	52	350	340	10	562	540	22	32
1	1	...	93	93	...	41	41	...	48	48	4	4	...	33
...	81	81	...	50	50	...	28	28	3	3	...	34
1	1	...	103	103	...	44	44	...	55	55	4	4	...	35
...	102	102	...	58	58	...	40	40	4	4	...	36
180	180	...	11,172	11,172	...	2,718	2,718	...	7,669	7,669	785	785	...	37
...	8,237	8,237	...	3,236	3,236	...	4,385	4,385	616	616	...	38
5,000	5,000	...	155,031	155,031	...	43,024	43,024	...	100,943	100,943	11,064	11,064	...	39
...	95,270	95,270	...	36,278	36,278	...	52,439	52,439	6,553	6,553	...	40
...	1	1	...	1	1	41
...	42
...	1	1	...	1	1	43
...	44
...	1	1	...	1	1	45
...	46
...	1,000	1,000	...	1,000	1,000	47
...	48
165	129	36	819	774	45	567	535	32	211	200	11	18	18	...	23	21	2	49
230	189	41	835	797	38	641	611	30	153	149	4	10	9	1	31	28	3	50
534	424	110	4,097	3,928	169	2,803	2,677	126	1,016	981	35	204	204	...	74	66	8	51
1,184	980	204	5,140	4,911	229	3,843	3,675	168	994	954	40	168	157	11	135	125	10	52
838	716	122	4,013	3,874	139	2,639	2,534	105	1,023	993	30	275	275	...	76	72	4	53
1,287	1,110	177	4,144	3,987	157	3,066	2,958	108	823	801	22	153	133	20	102	95	7	54
80,094	74,703	5,391	238,641	235,055	3,586	135,022	132,393	2,629	78,738	77,901	837	19,687	19,687	...	5,194	5,074	120	55
105,733	99,479	6,254	237,987	231,349	6,638	148,466	143,979	4,487	62,066	60,627	1,439	20,367	19,767	600	7,088	6,976	112	56
...	203,323	200,042	3,281	135,022	132,393	2,629	50,985	50,333	652	17,316	17,316	57
...	202,246	196,606	5,640	148,466	143,979	4,487	37,159	36,606	553	16,621	16,021	600	58
80,094	74,703	5,391	35,318	35,013	305	27,753	27,568	185	2,371	2,371	...	5,194	5,074	120	59
105,733	99,479	6,254	35,741	34,743	998	24,907	24,021	886	3,746	3,746	...	7,088	6,976	112	60
34	32	2	406	392	14	288	277	11	97	94	3	15	15	...	6	6	...	61
71	62	9	430	413	17	333	320	13	78	75	3	11	10	1	8	8	...	62
61	57	4	1,329	1,303	26	853	833	20	264	258	6	204	204	...	8	8	...	63
232	211	21	1,431	1,382	49	1,049	1,026	23	266	256	10	99	83	16	17	17	...	64
36	33	3	966	950	16	674	661	13	221	218	3	67	67	...	4	4	...	65
149	134	15	1,126	1,082	44	817	796	21	214	204	10	81	68	13	14	14	...	66
25	24	1	363	353	10	179	172	7	43	40	3	137	137	...	4	4	...	67
83	77	6	305	300	5	232	230	2	52	52	...	18	15	3	3	3	...	68
1,374	1,256	118	46,528	46,054	474	30,017	29,664	353	12,050	11,929	121	4,401	4,401	...	60	60	...	69
5,798	5,457	341	40,408	38,622	1,786	29,631	28,564	1,067	7,504	7,144	360	2,869	2,510	359	404	404	...	70

MULTIPLE-UNIT OPERATIONS

Economic Area Table 2.—MULTIPLE-UNIT OPERATIONS, BY COLOR AND

Item (For definitions and explanations, see text)		Area 4											
		All operators			Color and tenure of operator								
		Total	White	Non-white	Full owners			Part owners			Managers		
					Total	White	Non-white	Total	White	Non-white	Total	White	Non-white
1	Multiple-unit operations.....number 1954...	354	323	31	228	207	21	109	103	6	2	2	...
2	1950...	671	608	63	459	433	26	153	134	19	5	5	...
3	Subunits in multiple-unit operations.....total number 1954...	1,097	1,022	75	619	574	45	403	387	16	28	28	...
4	1950...	1,973	1,829	144	1,243	1,186	57	529	481	48	57	57	...
5	Home farms.....number 1954...	348	317	31	222	201	21	109	103	6	2	2	...
6	1950...	636	573	63	424	398	26	153	134	19	5	5	...
7	Cropper farms.....number 1954...	749	705	44	397	373	24	294	284	10	26	26	...
8	1950...	1,337	1,256	81	819	788	31	376	347	29	52	52	...
9	Land in multiple-unit operations....total acres 1954...	158,335	152,414	5,921	75,493	72,292	3,201	66,352	64,914	1,438	10,805	10,805	...
10	1950...	240,228	228,913	11,315	146,026	142,305	3,721	65,105	60,711	4,394	14,075	14,075	...
11	Home farms.....acres 1954...	137,475	132,286	5,189	63,662	60,884	2,778	58,207	56,976	1,231	10,614	10,614	...
12	1950...	201,617	192,196	9,421	121,108	118,004	3,104	54,637	50,998	3,639	13,356	13,356	...
13	Cropper farms.....acres 1954...	20,860	20,128	732	11,831	11,408	423	8,145	7,938	207	191	191	...
14	1950...	38,611	36,717	1,894	24,918	24,301	617	10,468	9,713	755	719	719	...
15	Cropland harvested.....total acres 1954...	36,344	34,676	1,668	15,986	15,367	619	16,483	16,001	482	2,074	2,074	...
16	1949...	61,258	57,582	3,676	33,356	32,310	1,046	19,775	18,303	1,472	2,772	2,772	...
17	Corn harvested for grain.....multiple units reporting 1954...	322	294	28	207	189	18	102	96	6	1	1	...
18	1949...	620	599	61	420	396	24	142	123	19	5	5	...
19	subunits reporting 1954...	716	666	50	411	382	29	269	256	13	7	7	...
20	1949...	1,336	1,227	109	827	787	40	357	319	38	46	46	...
21	acres 1954...	9,457	8,875	582	4,467	4,283	184	4,125	4,002	123	365	365	...
22	1949...	16,452	15,169	1,283	10,008	9,594	414	4,513	4,061	452	365	365	...
23	bushels 1954...	114,913	110,649	4,264	54,117	52,566	1,551	49,854	48,794	1,060	6,105	6,105	...
24	1949...	314,360	295,638	18,722	187,285	182,072	5,213	86,973	79,138	7,835	8,888	8,888	...
25	Cotton harvested.....multiple units reporting 1954...	334	305	29	212	193	19	106	100	6	1	1	...
26	1949...	603	545	58	404	382	22	144	125	19	5	5	...
27	subunits reporting 1954...	853	796	57	449	421	28	336	320	16	26	26	...
28	1949...	1,450	1,336	114	861	821	40	419	376	43	54	54	...
29	acres 1954...	15,306	14,520	786	6,294	5,995	299	7,660	7,369	291	437	437	...
30	1949...	28,758	26,921	1,837	15,360	14,855	505	9,358	8,647	711	1,400	1,400	...
31	bales 1954...	7,693	7,407	286	3,061	2,968	93	3,757	3,660	97	298	298	...
32	1949...	18,631	17,693	938	9,777	9,539	238	6,355	5,930	425	926	926	...
33	Rice harvested.....multiple units reporting 1954...
34	1949...
35	subunits reporting 1954...
36	1949...
37	acres 1954...
38	1949...
39	162-lb. bbl. 1954...
40	1949...
41	Peanuts harvested for picking or threshing.....multiple units reporting 1954...	21	17	4	14	12	2	7	5	2
42	1949...	39	30	9	24	20	4	8	5	3
43	subunits reporting 1954...	23	19	4	15	13	2	8	6	2
44	1949...	49	39	10	31	26	5	10	7	3
45	acres 1954...	32	26	6	20	16	4	12	10	2
46	1949...	92	80	12	39	33	6	43	40	3
47	pounds 1954...	6,023	5,098	925	4,198	3,348	850	1,825	1,750	75
48	1949...	21,757	20,080	1,677	11,500	10,605	895	8,932	8,450	482
49	Horses and/or mules....multiple units reporting 1954...	320	290	30	202	182	20	102	96	6	2	2	...
50	1950...	600	539	61	402	378	24	141	122	19	5	5	...
51	number 1954...	1,218	1,136	82	637	591	46	498	477	21	32	32	...
52	1950...	2,855	2,642	213	1,734	1,661	73	822	744	78	100	100	...
53	Landlord-tenant operations containing multiple units:												
54	All subunits including home farm.....number 1954...	1,236	1,151	85	707	658	49	444	425	19	35	35	...
55	1950...	2,369	2,193	176	1,478	1,408	70	649	587	62	77	77	...
56	Land in all subunits including home farm.....acres 1954...	161,841	155,866	5,975	77,460	74,253	3,207	67,842	66,360	1,482	10,850	10,850	...
57	1950...	258,901	245,649	13,252	156,383	151,934	4,449	71,462	66,171	5,291	14,575	14,575	...
58	Owned by operator of multiple unit.....acres 1954...	124,112	120,377	3,735	77,460	74,253	3,207	35,802	35,274	528	10,850	10,850	...
59	1950...	213,150	205,999	7,151	156,383	151,934	4,449	44,049	41,347	2,702	12,718	12,718	...
60	Rented by operator of multiple unit.....acres 1954...	37,729	35,489	2,240	32,040	31,086	954
61	1950...	45,751	39,650	6,101	27,413	24,824	2,589	1,857	1,857	...
62	Subunits not included in multiple units.....operators reporting 1954...	75	66	9	49	45	4	23	20	3	1	1	...
63	1950...	181	165	16	120	115	5	46	38	8	3	3	...
64	number 1954...	139	129	10	88	84	4	41	38	3	7	7	...
65	1950...	396	364	32	235	222	13	120	106	14	20	20	...
66	Share tenants.....number 1954...	58	56	2	31	31	...	20	19	1	6	6	...
67	1950...	232	211	21	134	130	4	79	66	13	8	8	...
68	Other tenants, not croppers nor share tenants.....number 1954...	81	73	8	57	53	4	21	19	2	1	1	...
69	1950...	164	153	11	101	92	9	41	40	1	12	12	...
70	Land in subunits not included in multiple units.....acres 1954...	3,506	3,452	54	1,967	1,961	6	1,490	1,446	44	45	45	...
	1950...	18,673	16,736	1,937	10,357	9,629	728	6,357	5,460	897	500	500	...

TENURE OF OPERATOR: CENSUSES OF 1954 AND 1950—Continued

Area 4—Continued			Areas 5 and B																
Color and tenure of operator—Con.			Color and tenure of operator																
Tenants			All operators			Full owners			Part owners			Managers			Tenants				
Total	White	Non-white	Total	White	Non-white	Total	White	Non-white	Total	White	Non-white	Total	White	Non-white	Total	White	Non-white		
15	11	4	317	268	49	242	203	39	66	59	7	2	2	...	7	4	3	1	
54	36	18	470	434	36	389	358	31	61	58	3	3	3	...	17	15	2	2	
47	33	14	793	687	106	589	506	83	183	167	16	5	5	...	16	9	7	3	
144	105	39	1,208	1,134	74	951	889	62	199	192	7	18	18	...	40	35	5	4	
15	11	4	314	265	49	239	200	39	66	59	7	2	2	...	7	4	3	5	
54	36	18	459	424	35	379	349	30	61	58	3	2	2	...	17	15	2	6	
32	22	10	479	422	57	350	306	44	117	108	9	3	3	...	9	5	4	7	
90	69	21	749	710	39	572	540	32	138	134	4	16	16	...	23	20	3	8	
5,685	4,403	1,282	115,444	111,874	3,570	71,262	68,747	2,515	40,184	39,265	919	2,635	2,635	...	1,363	1,227	136	9	
15,022	11,822	3,200	182,093	179,156	2,937	126,169	123,531	2,638	41,601	41,352	249	8,991	8,991	...	5,332	5,282	50	10	
4,992	3,812	1,180	106,288	103,310	2,978	64,322	62,263	2,059	38,144	37,342	802	2,580	2,580	...	1,242	1,125	117	11	
12,516	9,838	2,678	160,197	158,046	2,151	113,951	112,013	1,938	37,963	37,781	182	3,231	3,231	...	5,052	5,021	31	12	
693	591	102	9,156	8,564	592	6,940	6,484	456	2,040	1,923	117	55	55	...	121	102	19	13	
2,506	1,984	522	21,896	21,110	786	12,218	11,518	700	3,638	3,571	67	5,760	5,760	...	280	261	19	14	
1,801	1,234	567	17,325	16,306	1,019	11,432	10,679	753	5,546	5,314	232	94	94	...	253	219	34	15	
5,355	4,197	1,158	25,934	24,969	965	19,711	18,911	800	5,285	5,148	137	172	172	...	766	738	28	16	
12	8	4	280	233	47	211	174	37	60	53	7	2	2	...	7	4	3	17	
53	35	18	404	372	32	332	305	27	57	54	3	1	1	...	14	12	2	18	
29	21	8	542	457	85	401	337	64	126	110	16	5	5	...	10	5	5	19	
106	75	31	773	714	59	598	550	48	149	142	7	3	3	...	23	19	4	20	
500	225	275	6,762	6,162	600	5,009	4,568	441	1,638	1,501	137	46	46	...	69	47	22	21	
1,566	1,149	417	8,920	8,469	451	7,099	6,727	372	1,630	1,559	71	14	14	...	177	169	8	22	
4,837	3,184	1,653	184,424	172,090	12,334	134,523	126,029	8,494	46,073	42,758	3,315	1,873	1,873	...	1,955	1,430	525	23	
31,214	25,540	5,674	162,986	155,591	7,395	127,907	121,492	6,415	31,494	30,714	780	125	125	...	3,460	3,260	200	24	
15	11	4	216	173	43	160	126	34	49	43	6	1	1	...	6	3	3	25	
50	33	17	286	260	26	237	215	22	40	37	3	1	1	...	8	7	1	26	
42	29	13	401	338	63	286	238	48	106	95	11	2	2	...	7	3	4	27	
116	85	31	530	485	45	432	394	38	84	78	6	2	2	...	12	11	1	28	
915	719	196	2,766	2,500	266	1,954	1,763	191	758	693	65	18	18	...	36	26	10	29	
2,640	2,019	621	4,359	4,125	234	3,539	3,353	186	755	712	43	7	7	...	58	53	5	30	
577	481	96	2,255	2,064	191	1,568	1,443	125	641	582	59	12	12	...	34	27	7	31	
1,573	1,298	275	2,144	2,040	104	1,747	1,660	87	374	358	16	2	2	...	21	20	1	32	
...	33
...	34
...	35
...	36
...	37
...	38
...	39
...	40
...	41
7	5	2	3	3	...	3	3	42
...	17	16	1	15	14	1	2	2	43
8	6	2	3	3	...	3	3	44
...	4	3	1	4	3	1	45
10	7	3	3	3	...	3	3	46
...	3,960	3,660	300	3,895	3,595	300	65	65	47
1,325	1,025	300	550	550	...	550	550	48
14	10	4	288	242	46	221	183	38	58	53	5	2	2	...	7	4	3	49	
52	34	18	420	386	34	348	319	29	56	53	3	2	2	...	14	12	2	50	
51	36	15	1,210	1,098	112	806	717	89	375	357	18	10	10	...	19	14	5	51	
199	137	62	1,830	1,733	97	1,423	1,340	83	350	339	11	6	6	...	51	48	3	52	
50	33	17	1,013	891	122	740	646	94	242	221	21	15	15	...	16	9	7	53	
165	121	44	1,653	1,566	87	1,322	1,248	74	252	244	8	29	29	...	50	45	5	54	
5,689	4,403	1,286	125,208	121,453	3,755	74,604	71,952	2,652	46,414	45,447	967	2,827	2,827	...	1,363	1,227	136	55	
16,481	12,969	3,512	201,274	193,788	7,486	139,935	132,769	7,166	42,871	42,601	270	12,976	12,976	...	5,492	5,442	50	56	
...	104,979	101,677	3,302	74,604	71,952	2,652	27,548	26,898	650	2,827	2,827	57	
...	175,279	167,923	7,356	139,935	132,769	7,166	22,368	22,178	190	12,976	12,976	58	
5,689	4,403	1,286	20,229	19,776	453	18,866	18,549	317	1,363	1,227	136	59	
16,481	12,969	3,512	25,995	25,865	130	20,503	20,423	80	5,492	5,442	50	60	
2	...	2	83	73	10	57	49	8	24	22	2	2	2	61	
12	9	3	148	138	10	116	107	9	25	24	1	1	1	...	6	6	...	62	
3	...	3	220	204	16	151	140	11	59	54	5	10	10	63	
21	16	5	445	432	13	371	359	12	53	52	1	11	11	...	10	10	...	64	
1	...	1	85	75	10	56	50	6	23	19	4	6	6	65	
11	7	4	192	187	5	165	161	4	24	23	1	3	3	...	66	
2	...	2	135	129	6	95	90	5	36	35	1	4	4	67	
10	9	1	253	245	8	206	198	8	29	29	...	11	11	...	7	7	...	68	
4	...	4	9,764	9,579	185	3,342	3,205	137	6,230	6,182	48	192	192	69	
1,459	1,147	312	19,181	14,632	4,549	13,766	9,238	4,528	1,270	1,249	21	3,985	3,985	...	160	160	...	70	

MULTIPLE-UNIT OPERATIONS

Economic Area Table 2.—MULTIPLE-UNIT OPERATIONS, BY COLOR AND

Item (For definitions and explanations, see text)		Area 6											
		All operators			Color and tenure of operator								
		Total	White	Non-white	Full owners			Part owners			Managers		
					Total	White	Non-white	Total	White	Non-white	Total	White	Non-white
1	Multiple-unit operations.....number 1954...	77	73	4	42	39	3	29	28	1	2	2	...
2	1950...	114	108	6	84	79	5	28	27	1	1	1	...
3	Subunits in multiple-unit operations.....total number 1954...	196	188	8	96	90	6	82	80	2	9	9	...
4	1950...	297	285	12	204	194	10	83	81	2	8	8	...
5	Home farms.....number 1954...	72	68	4	37	34	3	29	28	1	2	2	...
6	1950...	105	99	6	75	70	5	28	27	1	1	1	...
7	Cropper farms.....number 1954...	124	120	4	59	56	3	53	52	1	7	7	...
8	1950...	192	186	6	129	124	5	55	54	1	7	7	...
9	Land in multiple-unit operations.....total acres 1954...	20,589	20,231	358	6,784	6,557	227	10,909	10,778	131	693	693	...
10	1950...	50,628	49,967	661	23,184	22,740	444	23,979	23,762	217	3,336	3,336	...
11	Home farms.....acres 1954...	14,565	14,383	182	2,700	2,607	93	9,386	9,297	89	340	340	...
12	1950...	42,118	41,632	486	17,927	17,628	299	21,570	21,383	187	2,507	2,507	...
13	Cropper farms.....acres 1954...	6,024	5,848	176	4,084	3,950	134	1,523	1,481	42	353	353	...
14	1950...	8,510	8,335	175	5,257	5,112	145	2,409	2,379	30	829	829	...
15	Cropland harvested.....total acres 1954...	10,727	10,453	274	2,784	2,593	191	6,853	6,770	83	513	513	...
16	1949...	13,017	12,733	284	5,961	5,774	187	5,431	5,334	97	1,504	1,504	...
17	Corn harvested for grain.....multiple units reporting 1954...	70	66	4	36	33	3	29	28	1	2	2	...
18	1949...	97	94	3	68	66	2	27	26	1	1	1	...
19	subunits reporting 1954...	128	122	6	59	55	4	60	58	2	5	5	...
20	1949...	186	182	4	112	110	2	65	63	2	7	7	...
21	acres 1954...	2,039	1,928	111	825	744	81	1,059	1,029	30	111	111	...
22	1949...	2,564	2,490	74	1,490	1,461	29	884	839	45	133	133	...
23	bushels 1954...	37,675	36,075	1,600	14,741	13,441	1,300	19,955	19,655	300	2,214	2,214	...
24	1949...	40,497	39,747	750	23,721	23,471	250	14,146	13,646	500	1,080	1,080	...
25	Cotton harvested.....multiple units reporting 1954...	47	44	3	22	20	2	21	20	1	2	2	...
26	1949...	61	59	2	44	42	2	16	16
27	subunits reporting 1954...	89	84	5	36	33	3	43	41	2	7	7	...
28	1949...	119	116	3	77	74	3	40	40
29	acres 1954...	721	695	26	314	298	16	360	350	10	25	25	...
30	1949...	1,200	1,165	35	794	759	35	392	392
31	bales 1954...	567	550	17	222	213	9	309	301	8	21	21	...
32	1949...	775	754	21	490	469	21	276	276
33	Rice harvested.....multiple units reporting 1954...	1	1
34	1949...	3	3	...	1	1	...	2	2
35	subunits reporting 1954...	1	1
36	1949...	4	4	...	2	2	...	2	2
37	acres 1954...	400	400
38	1949...	243	243	...	70	70	...	173	173
39	162-lb. bbl. 1954...	8,000	8,000
40	1949...	2,277	2,277	...	337	337	...	1,940	1,940
41	Peanuts harvested for picking or threshing.....multiple units reporting 1954...
42	1949...
43	subunits reporting 1954...
44	1949...
45	acres 1954...
46	1949...
47	pounds 1954...
48	1949...
49	Horses and/or mules.....multiple units reporting 1954...	69	67	2	34	33	1	29	28	1	2	2	...
50	1950...	90	85	5	63	59	4	26	25	1
51	number 1954...	322	313	9	148	142	6	149	146	3	15	15	...
52	1950...	654	623	31	449	427	22	201	192	9
53	Landlord-tenant operations containing multiple units:												
54	All subunits including home farm.....number 1954...	249	240	9	127	121	6	100	97	3	12	12	...
55	1950...	434	416	18	309	294	15	109	106	3	14	14	...
56	Land in all subunits including home farm.....acres 1954...	23,055	22,695	360	7,933	7,706	227	11,977	11,844	133	933	933	...
57	1950...	56,609	55,874	735	27,354	26,859	495	25,126	24,886	240	4,000	4,000	...
58	Owned by operator of multiple unit.....acres 1954...	16,712	16,375	337	7,933	7,706	227	7,846	7,736	110	933	933	...
59	1950...	45,830	45,195	635	27,354	26,859	495	14,476	14,336	140	4,000	4,000	...
60	Rented by operator of multiple unit.....acres 1954...	6,343	6,320	23	4,131	4,108	23
61	1950...	10,779	10,679	100	10,650	10,550	100
62	Subunits not included in multiple units.....operators reporting 1954...	26	25	1	14	14	...	10	9	1	1	1	...
63	1950...	44	41	3	34	32	2	9	8	1	1	1	...
64	number 1954...	53	52	1	31	31	...	18	17	1	3	3	...
65	1950...	137	131	6	105	100	5	26	25	1	6	6	...
66	Share tenants.....number 1954...	38	38	...	20	20	...	14	14	...	3	3	...
67	1950...	86	85	1	62	61	1	18	18	...	6	6	...
68	Other tenants, not croppers nor share tenants.....number 1954...	15	14	1	11	11	...	4	3	1
69	1950...	51	46	5	43	39	4	8	7	1
70	Land in subunits not included in multiple units.....acres 1954...	2,466	2,464	2	1,149	1,149	...	1,068	1,066	2	240	240	...
	1950...	5,981	5,907	74	4,170	4,119	51	1,147	1,124	23	664	664	...

TENURE OF OPERATOR: CENSUSES OF 1954 AND 1950—Continued

Area 6—Continued			Area 7															
Color and tenure of operator—Con.			All operators			Color and tenure of operator												
						Full owners			Part owners			Managers			Tenants			
Tenants			Total	White	Non-white	Total	White	Non-white	Total	White	Non-white	Total	White	Non-white	Total	White	Non-white	
Total	White	Non-white																
4	4	...	173	172	1	100	99	1	63	63	...	1	1	...	9	9	...	1
1	1	...	287	285	2	208	207	1	62	61	1	1	1	...	16	16	...	2
9	9	...	412	410	2	246	244	2	142	142	...	2	2	...	22	22	...	3
2	2	...	723	719	4	521	519	2	166	164	2	4	4	...	32	32	...	4
4	4	...	168	167	1	95	94	1	63	63	...	1	1	...	9	9	...	5
1	1	...	260	258	2	182	181	1	61	60	1	1	1	...	16	16	...	6
5	5	...	244	243	1	151	150	1	79	79	...	1	1	...	13	13	...	7
1	1	...	463	461	2	339	338	1	105	104	1	3	3	...	16	16	...	8
2,203	2,203	...	66,298	66,219	79	23,085	23,006	79	34,175	34,175	...	4,184	4,184	...	4,854	4,854	...	9
129	129	...	93,822	93,738	84	50,115	50,081	34	35,371	35,321	50	4,033	4,033	...	4,303	4,303	...	10
2,139	2,139	...	57,079	57,009	70	16,424	16,354	70	31,836	31,836	...	4,142	4,142	...	4,677	4,677	...	11
114	114	...	74,369	74,335	34	38,020	38,011	9	28,306	28,281	25	3,976	3,976	...	4,067	4,067	...	12
64	64	...	9,219	9,210	9	6,661	6,652	9	2,339	2,339	...	42	42	...	177	177	...	13
15	15	...	19,453	19,403	50	12,095	12,070	25	7,065	7,040	25	57	57	...	236	236	...	14
577	577	...	22,906	22,897	9	8,362	8,353	9	12,118	12,118	...	260	260	...	2,166	2,166	...	15
121	121	...	30,628	30,575	53	16,049	16,027	22	12,649	12,618	31	34	34	...	1,896	1,896	...	16
3	3	...	82	81	1	55	54	1	25	25	2	2	...	17
1	1	...	131	129	2	100	99	1	25	24	1	6	6	...	18
4	4	...	122	121	1	86	85	1	33	33	3	3	...	19
2	2	...	226	224	2	179	178	1	40	39	1	7	7	...	20
44	44	...	1,118	1,114	4	802	798	4	295	295	21	21	...	21
57	57	...	2,086	2,079	7	1,530	1,527	3	494	490	4	62	62	...	22
765	765	...	25,184	25,034	150	18,622	18,472	150	6,152	6,152	410	410	...	23
1,550	1,550	...	28,821	28,711	110	20,065	20,045	20	7,583	7,493	90	1,173	1,173	...	24
2	2	...	108	107	1	64	63	1	38	38	6	6	...	25
1	1	...	203	201	2	148	147	1	42	41	1	...	1	...	12	12	...	26
3	3	...	170	169	1	102	101	1	58	58	10	10	...	27
2	2	...	375	372	3	280	279	1	77	75	2	3	3	...	15	15	...	28
22	22	...	1,590	1,585	5	969	964	5	519	519	102	102	...	29
14	14	...	3,662	3,626	36	2,714	2,698	16	786	766	20	34	34	...	128	128	...	30
15	15	...	1,549	1,544	5	981	976	5	485	485	83	83	...	31
9	9	...	2,399	2,377	22	1,766	1,756	10	521	509	12	27	27	...	85	85	...	32
1	1	...	88	88	...	39	39	...	40	40	...	1	1	...	8	8	...	33
...	135	134	1	75	75	...	50	49	1	10	10	...	34
1	1	...	128	128	...	56	56	...	61	61	...	2	2	...	9	9	...	35
...	171	170	1	98	98	...	62	61	1	11	11	...	36
400	400	...	15,475	15,475	...	4,768	4,768	...	8,792	8,792	...	160	160	...	1,755	1,755	...	37
...	19,025	19,018	7	7,621	7,621	...	9,815	9,808	7	1,589	1,589	...	38
8,000	8,000	...	278,348	278,348	...	84,330	84,330	...	164,053	164,053	...	2,140	2,140	...	27,825	27,825	...	39
...	253,519	253,396	123	113,798	113,798	...	117,273	117,150	123	22,448	22,448	...	40
...	41
...	42
...	43
...	44
...	45
...	46
...	47
...	48
4	4	...	157	156	1	89	88	1	60	60	...	1	1	...	7	7	...	49
1	1	...	244	242	2	176	175	1	54	53	1	14	14	...	50
10	10	...	777	774	3	384	381	3	342	342	...	10	10	...	41	41	...	51
4	4	...	1,692	1,680	12	1,164	1,156	8	478	474	4	50	50	...	52
10	10	...	612	605	7	377	370	7	202	202	...	7	7	...	26	26	...	53
2	2	...	1,136	1,131	5	835	832	3	252	250	2	10	10	...	39	39	...	54
2,212	2,212	...	86,676	86,504	172	31,221	31,049	172	41,470	41,470	...	9,020	9,020	...	4,965	4,965	...	55
129	129	...	120,549	120,452	97	65,919	65,872	47	45,652	45,602	50	4,170	4,170	...	4,808	4,808	...	56
...	52,238	52,066	172	31,221	31,049	172	20,417	20,417	...	600	600	57
...	97,381	97,298	83	65,919	65,872	47	27,292	27,256	36	4,170	4,170	58
2,212	2,212	...	34,438	34,438	21,053	21,053	...	8,420	8,420	...	4,965	4,965	...	59
129	129	...	23,168	23,154	14	18,360	18,346	14	4,808	4,808	...	60
1	1	...	80	79	1	49	48	1	28	28	...	1	1	...	2	2	...	61
...	132	131	1	99	98	1	29	29	...	1	1	...	3	3	...	62
1	1	...	200	195	5	131	126	5	60	60	...	5	5	...	4	4	...	63
...	413	412	1	314	313	1	86	86	...	6	6	...	7	7	...	64
1	1	...	162	157	5	104	99	5	51	51	...	3	3	...	4	4	...	65
...	351	350	1	273	272	1	66	66	...	5	5	...	7	7	...	66
...	38	38	...	27	27	...	9	9	...	2	2	67
...	62	62	...	41	41	...	20	20	...	1	1	68
9	9	...	20,378	20,285	93	8,136	8,043	93	7,295	7,295	...	4,836	4,836	...	111	111	...	69
...	26,727	26,714	13	15,804	15,791	13	10,281	10,281	...	137	137	...	505	505	...	70

MULTIPLE-UNIT OPERATIONS

Economic Area Table 2.—MULTIPLE-UNIT OPERATIONS, BY COLOR AND

Item (For definitions and explanations, see text)		Area 8					
		All operators			Color and tenure of operator		
		Total	White	Nonwhite	Full owners		
					Total	White	Nonwhite
1	Multiple-unit operations.....number 1954...	79	66	13	43	37	6
2	1950...	163	145	18	118	106	12
3	Subunits in multiple-unit						
4	operations.....total number 1954...	244	217	27	122	110	12
	1950...	506	462	44	327	301	26
5	Home farms.....number 1954...	74	62	12	38	33	5
6	1950...	159	141	18	114	102	12
7	Cropper farms.....number 1954...	170	155	15	84	77	7
8	1950...	347	321	26	213	199	14
9	Land in multiple-unit operations....total acres 1954...	49,492	47,824	1,668	18,257	17,812	445
10	1950...	92,797	90,495	2,302	58,555	57,411	1,144
11	Home farms.....acres 1954...	45,762	44,250	1,512	16,332	15,962	370
12	1950...	82,414	80,549	1,865	51,041	50,155	886
13	Cropper farms.....acres 1954...	3,730	3,574	156	1,925	1,850	75
14	1950...	10,383	9,946	437	7,514	7,256	258
15	Cropland harvested.....total acres 1954...	7,713	7,323	390	2,592	2,512	80
16	1949...	13,882	13,162	720	7,486	7,084	402
17	Corn harvested for						
18	grain.....multiple units reporting 1954...	61	51	10	35	30	5
	1949...	143	127	16	102	91	11
19	subunits reporting 1954...	116	98	18	66	57	9
20	1949...	302	275	27	205	186	19
21	acres 1954...	1,222	1,102	120	512	478	34
22	1949...	3,013	2,832	181	1,970	1,854	116
23	bushels 1954...	10,798	10,043	755	3,886	3,668	218
24	1949...	51,111	49,181	1,930	33,918	32,683	1,235
25	Cotton harvested.....multiple units reporting 1954...	69	57	12	33	28	5
26	1949...	148	131	17	104	93	11
27	subunits reporting 1954...	166	145	21	63	56	7
28	1949...	387	352	35	234	215	19
29	acres 1954...	3,282	3,053	229	892	855	37
30	1949...	6,235	5,810	425	3,269	3,069	200
31	bales 1954...	1,202	1,104	98	313	301	12
32	1949...	4,005	3,760	245	2,155	2,037	118
33	Rice harvested.....multiple units reporting 1954...
34	1949...
35	subunits reporting 1954...
36	1949...
37	acres 1954...
38	1949...
39	162-lb. bbl. 1954...
40	1949...
41	Peanuts harvested for picking or						
42	threshing.....multiple units reporting 1954...	8	4	4	3	2	1
	1949...	17	13	4	15	12	3
43	subunits reporting 1954...	8	4	4	3	2	1
44	1949...	21	17	4	19	16	3
45	acres 1954...	9	5	4	3	2	1
46	1949...	29	24	5	26	23	3
47	pounds 1954...	1,650	1,000	650	700	600	100
48	1949...	4,645	4,075	570	4,470	4,000	470
49	Horses and/or mules....multiple units reporting 1954...	77	64	13	43	37	6
50	1950...	146	130	16	104	94	10
51	number 1954...	449	404	45	228	212	16
52	1950...	822	751	71	538	497	41
	Landlord-tenant operations containing multiple units:						
53	All subunits including home farm.....number 1954...	304	269	35	147	133	14
54	1950...	658	607	51	429	397	32
55	Land in all subunits including						
56	home farm.....acres 1954...	52,969	51,141	1,828	19,429	18,970	459
	1950...	99,045	96,525	2,520	63,131	61,779	1,352
57	Owned by operator of multiple unit..acres 1954...	36,561	35,250	1,311	19,429	18,970	459
58	1950...	76,962	75,302	1,660	63,131	61,779	1,352
59	Rented by operator of multiple						
60	unit.....acres 1954...	16,408	15,891	517
	1950...	22,083	21,223	860
61	Subunits not included in multiple						
62	units.....operators reporting 1954...	29	23	6	13	11	2
	1950...	59	54	5	41	37	4
63	number 1954...	60	52	8	25	23	2
64	1950...	152	145	7	102	96	6
65	Share tenants.....number 1954...	39	34	5	16	14	2
66	1950...	112	105	7	78	72	6
67	Other tenants, not croppers						
	nor share tenants.....number 1954...	21	18	3	9	9	...
68	1950...	40	40	...	24	24	...
69	Land in subunits not included						
70	in multiple units.....acres 1954...	3,477	3,317	160	1,172	1,158	14
	1950...	6,248	6,030	218	4,576	4,368	208

TENURE OF OPERATOR: CENSUSES OF 1954 AND 1950—Continued

Area 3—Continued								
Color and tenure of operator—Continued								
Part owners			Managers			Tenants		
Total	White	Nonwhite	Total	White	Nonwhite	Total	White	Nonwhite
30	23	7	1	1	...	5	5	...
37	33	4	1	1	...	7	5	2
105	90	15	3	3	...	14	14	...
161	147	14	2	2	...	16	12	4
30	23	7	1	1	...	5	5	...
37	33	4	1	1	...	7	5	2
75	67	8	2	2	...	9	9	...
124	114	10	1	1	...	9	7	2
28,995	27,772	1,223	384	384	...	1,856	1,856	...
29,851	28,943	908	2,175	2,175	...	2,216	1,966	250
27,671	26,529	1,142	1,759	1,759	...
27,187	26,425	762	2,140	2,140	...	2,046	1,829	217
1,324	1,243	81	384	384	...	97	97	...
2,664	2,518	146	35	35	...	170	137	33
4,721	4,411	310	39	39	...	361	361	...
5,844	5,633	211	114	114	...	438	331	107
23	18	5	1	1	...	2	2	...
33	30	3	1	1	...	7	5	2
43	34	9	3	3	...	4	4	...
81	77	4	2	2	...	14	10	4
646	560	86	11	11	...	53	53	...
925	899	26	14	14	...	104	65	39
6,477	5,940	537	45	45	...	390	390	...
15,138	14,868	270	550	550	...	1,505	1,080	425
30	23	7	1	1	...	5	5	...
36	32	4	1	1	...	7	5	2
89	75	14	3	3	...	11	11	...
136	124	12	1	1	...	16	12	4
2,217	2,025	192	28	28	...	145	145	...
2,712	2,549	163	26	26	...	228	166	62
830	744	86	9	9	...	50	50	...
1,686	1,586	100	30	30	...	134	107	27
...
...
...
...
...
...
...
...
...
...
...
...
5	2	3
1	1	1
5	2	3
1	1	1
6	3	3
1	1	2
950	400	550
75	75	100
29	22	7	1	1	...	4	4	...
34	30	4	1	1	...	7	5	2
192	163	29	6	6	...	23	23	...
246	228	18	2	2	...	36	24	12
130	109	21	7	7	...	20	20	...
207	193	14	3	3	...	19	14	5
30,603	29,234	1,369	840	840	...	2,097	2,097	...
31,420	30,512	908	2,210	2,210	...	2,284	2,024	260
16,292	15,440	852	840	840
11,621	11,313	308	2,210	2,210
14,311	13,794	517	2,097	2,097	...
19,799	19,199	600	2,284	2,024	260
13	9	4	1	1	...	2	2	...
15	15	...	1	1	...	2	1	1
25	19	6	4	4	...	6	6	...
46	46	...	1	1	...	3	2	1
13	10	3	4	4	...	6	6	...
31	31	...	1	1	...	2	1	1
12	9	3
15	15	1	1	...
1,608	1,462	146	456	456	...	241	241	...
1,569	1,569	...	35	35	...	68	58	10

MULTIPLE-UNIT OPERATIONS

Economic Area Table 3.—MULTIPLE-UNIT OPERATIONS, BY TYPE OF FARM: CENSUSES OF 1954 AND 1950

Item (For definitions and explanations, see text)	The State						
	Total	Type of farm					
		Cotton	Rice	Peanut	Cotton and rice	Cotton and peanut	Miscellaneous
1 Multiple-unit operations.....number 1954...	4,485	3,976	115	2	72	15	305
2 1950...	5,244	4,397	124	1	95	17	610
3 Subunits in multiple-unit operations.....total number 1954...	17,034	15,789	264	5	187	31	758
4 1950...	21,118	18,987	285	2	259	38	1,547
5 Home farms.....number 1954...	4,350	3,854	114	2	72	14	294
6 1950...	4,920	4,101	120	1	92	17	589
7 Cropper farms.....number 1954...	12,684	11,935	150	3	115	17	464
8 1950...	16,198	14,886	165	1	167	21	958
9 Land in multiple-unit operations....total acres 1954...	2,080,669	1,849,184	63,943	148	19,911	2,262	145,221
10 1950...	2,289,204	1,914,763	54,515	179	22,076	4,247	293,424
11 Home farms.....acres 1954...	1,841,583	1,633,128	56,680	137	17,150	1,281	133,207
12 1950...	1,948,749	1,622,412	44,192	167	17,386	3,692	260,900
13 Cropper farms.....acres 1954...	239,086	216,056	7,263	11	2,761	981	12,014
14 1950...	340,455	292,351	10,323	12	4,690	555	32,524
15 Cropland harvested.....total acres 1954...	640,591	563,672	26,834	15	9,172	444	40,544
16 1949...	686,786	600,594	23,076	14	9,890	616	52,596
17 Corn harvested for grain.....multiple units reporting 1954...	3,720	3,427	16	2	40	14	221
18 1949...	4,328	3,856	19	1	37	17	398
19 subunits reporting 1954...	8,378	7,924	17	3	54	21	359
20 1949...	11,154	10,381	21	1	57	27	667
21 acres 1954...	113,176	106,402	95	9	693	184	5,793
22 1949...	128,960	119,305	153	4	441	199	8,858
23 bushels 1954...	2,330,112	2,157,232	1,989	108	20,464	1,615	148,704
24 1949...	2,688,416	2,476,484	3,437	75	8,756	3,119	196,545
25 Cotton harvested.....multiple units reporting 1954...	4,200	3,976	54	...	72	15	83
26 1949...	4,692	4,397	50	...	95	17	133
27 subunits reporting 1954...	14,293	13,899	71	...	136	16	171
28 1949...	17,074	16,533	61	...	174	24	282
29 acres 1954...	246,471	242,655	561	...	1,726	121	1,408
30 1949...	329,916	325,600	464	...	1,840	205	1,807
31 bales 1954...	201,805	197,834	560	...	1,998	47	1,366
32 1949...	240,436	237,299	319	...	1,323	115	1,380
33 Rice harvested.....multiple units reporting 1954...	188	...	115	...	72	...	1
34 1949...	219	...	124	...	95
35 subunits reporting 1954...	238	...	158	...	79	...	1
36 1949...	277	...	172	...	105
37 acres 1954...	28,731	...	23,441	...	5,280	...	10
38 1949...	27,505	...	20,128	...	7,377
39 162-lb. bbl. 1954...	464,729	...	378,854	...	85,715	...	160
40 1949...	351,066	...	238,269	...	112,801
41 Peanuts harvested for picking or threshing.....multiple units reporting 1954...	44	24	...	2	...	15	3
42 1949...	62	42	...	1	...	17	2
43 subunits reporting 1954...	52	30	...	2	...	17	3
44 1949...	76	51	...	2	...	21	2
45 acres 1954...	51	19	...	2	...	23	7
46 1949...	127	65	...	2	...	58	2
47 pounds 1954...	13,183	4,515	...	900	...	6,568	1,200
48 1949...	27,602	12,737	...	1,800	...	12,765	300
49 Horses and/or mules....multiple units reporting 1954...	3,614	3,183	100	1	69	15	246
50 1950...	4,473	3,806	101	1	87	15	463
51 number 1954...	16,930	15,028	487	1	294	40	1,080
52 1950...	28,018	24,391	652	2	525	54	2,394
53 Landlord-tenant operations containing multiple units: All subunits including home farm.....number 1954...	21,474	19,670	413	6	251	34	1,100
54 1950...	27,967	24,653	439	2	347	43	2,483
55 Land in all subunits including home farm.....acres 1954...	2,259,090	1,989,661	81,987	149	24,190	2,425	160,678
56 1950...	2,533,834	2,100,616	63,327	179	29,003	4,450	336,259
57 Owned by operator of multiple unit.....acres 1954...	1,706,917	1,519,454	43,115	149	17,947	2,215	124,037
58 1950...	1,976,876	1,634,493	45,306	179	23,788	4,224	268,886
59 Rented by operator of multiple unit.....acres 1954...	552,173	470,207	38,872	...	6,243	210	36,641
60 1950...	556,958	466,123	18,021	...	5,215	226	67,373
61 Subunits not included in multiple units.....operators reporting 1954...	1,414	1,214	54	1	31	3	111
62 1950...	1,971	1,636	54	...	46	4	231
63 number 1954...	4,440	3,881	149	1	64	3	342
64 1950...	6,849	5,666	154	...	88	5	936
65 Share tenants.....number 1954...	3,044	2,674	117	...	50	1	202
66 1950...	5,033	4,191	140	...	65	3	634
67 Other tenants, not croppers nor share tenants.....number 1954...	1,396	1,207	32	1	14	2	140
68 1950...	1,816	1,475	14	...	23	2	302
69 Land in subunits not included in multiple units.....acres 1954...	178,421	140,477	18,044	1	4,279	163	15,457
70 1950...	244,630	185,853	8,812	...	6,927	203	42,835

Economic Area Table 3.—MULTIPLE-UNIT OPERATIONS, BY TYPE OF FARM: CENSUSES OF 1954 AND 1950—Continued

Item (For definitions and explanations, see text)	Areas 1 and A						
	Total	Type of farm					
		Cotton	Rice	Peanut	Cotton and rice	Cotton and peanut	Miscellaneous
1 Multiple-unit operations.....number 1954...	590	573	2	1	14
2 1950...	645	615	2	28
3 Subunits in multiple-unit operations.....total number 1954...	3,307	3,269	5	2	31
4 1950...	4,358	4,262	4	92
5 Home farms.....number 1954...	575	559	2	1	13
6 1950...	597	568	2	27
7 Cropper farms.....number 1954...	2,732	2,710	3	1	18
8 1950...	3,761	3,694	2	65
9 Land in multiple-unit operations...total acres 1954...	377,050	361,971	3,563	191	11,325
10 1950...	400,227	380,351	242	19,634
11 Home farms.....acres 1954...	336,479	322,591	3,168	80	10,640
12 1950...	337,390	318,621	219	18,550
13 Cropper farms.....acres 1954...	40,571	39,380	395	111	685
14 1950...	62,837	61,730	23	1,084
15 Cropland harvested.....total acres 1954...	134,970	131,858	998	22	2,092
16 1949...	151,450	148,306	58	3,086
17 Corn harvested for grain.....multiple units reporting 1954...	497	487	2	1	7
18 1949...	523	506	2	15
19 subunits reporting 1954...	1,345	1,333	2	1	9
20 1949...	2,102	2,063	2	37
21 acres 1954...	21,840	21,452	240	6	142
22 1949...	19,128	18,745	8	375
23 bushels 1954...	544,597	529,750	12,200	67	2,580
24 1949...	481,582	472,107	135	9,340
25 Cotton harvested.....multiple units reporting 1954...	581	573	2	1	5
26 1949...	627	615	2	10
27 subunits reporting 1954...	3,087	3,075	2	1	9
28 1949...	4,032	3,995	2	35
29 acres 1954...	67,118	66,719	275	5	119
30 1949...	95,238	95,083	11	144
31 bales 1954...	54,295	53,750	465	1	79
32 1949...	79,661	79,540	9	112
33 Rice harvested.....multiple units reporting 1954...	2	2
34 1949...
35 subunits reporting 1954...	2	2
36 1949...
37 acres 1954...	270	270
38 1949...
39 162-lb. bbl. 1954...	3,440	3,440
40 1949...
41 Peanuts harvested for picking or threshing.....multiple units reporting 1954...	2	1	1	...
42 1949...	3	1	2	...
43 subunits reporting 1954...	2	1	1	...
44 1949...	3	1	2	...
45 acres 1954...	4	2	2	...
46 1949...	3	1	2	...
47 pounds 1954...	400	200	200	...
48 1949...	650	200	450	...
49 Horses and/or mules...multiple units reporting 1954...	442	430	2	1	9
50 1950...	545	521	2	22
51 number 1954...	2,186	2,141	10	5	30
52 1950...	3,910	3,770	8	132
53 Landlord-tenant operations containing multiple units: All subunits including home farm.....number 1954...	3,687	3,635	5	3	44
54 1950...	4,942	4,819	7	116
55 Land in all subunits including home farm.....acres 1954...	395,990	380,236	3,563	301	11,890
56 1950...	414,302	393,568	285	20,449
57 Owned by operator of multiple unit...acres 1954...	292,807	280,150	1,662	301	10,694
58 1950...	296,745	281,244	225	15,276
59 Rented by operator of multiple unit.....acres 1954...	103,183	100,086	1,901	...	1,196
60 1950...	117,557	112,324	60	5,173
61 Subunits not included in multiple units.....operators reporting 1954...	136	130	1	5
62 1950...	186	173	2	11
63 number 1954...	380	366	1	13
64 1950...	584	557	3	24
65 Share tenants.....number 1954...	257	250	7
66 1950...	415	403	1	11
67 Other tenants, not croppers nor share tenants.....number 1954...	123	116	1	6
68 1950...	169	154	2	13
69 Land in subunits not included in multiple units.....acres 1954...	18,940	18,265	110	565
70 1950...	14,075	13,217	43	815

MULTIPLE-UNIT OPERATIONS

Economic Area Table 3.—MULTIPLE-UNIT OPERATIONS, BY TYPE OF FARM: CENSUSES OF 1954 AND 1950—Continued

Item (For definitions and explanations, see text)	Total	Area 2					
		Type of farm					
		Cotton	Rice	Peanut	Cotton and rice	Cotton and peanut	Miscellaneous
1 Multiple-unit operations.....number 1954...	1,932	1,895	2	...	2	1	32
2 1950...	1,941	1,860	81
3 Subunits in multiple-unit operations.....total number 1954...	8,301	8,187	8	...	8	2	96
4 1950...	9,340	9,089	251
5 Home farms.....number 1954...	1,854	1,817	2	...	2	1	32
6 1950...	1,815	1,736	79
7 Cropper farms.....number 1954...	6,447	6,370	6	...	6	1	64
8 1950...	7,525	7,353	172
9 Land in multiple-unit operations...total acres 1954...	1,101,348	1,061,572	2,042	...	2,058	40	35,636
10 1950...	1,031,830	980,183	51,647
11 Home farms.....acres 1954...	988,617	950,239	1,989	...	2,000	12	34,377
12 1950...	894,642	846,070	48,572
13 Cropper farms.....acres 1954...	112,731	111,333	53	...	58	28	1,259
14 1950...	137,188	134,113	3,075
15 Cropland harvested.....total acres 1954...	341,696	325,546	1,512	...	680	28	13,930
16 1949...	320,939	310,605	10,334
17 Corn harvested for grain.....multiple units reporting 1954...	1,581	1,559	1	1	20
18 1949...	1,612	1,566	46
19 subunits reporting 1954...	3,718	3,683	3	1	31
20 1949...	4,531	4,450	81
21 acres 1954...	52,004	51,283	85	10	626
22 1949...	58,950	57,244	1,706
23 bushels 1954...	984,284	966,586	2,512	50	15,136
24 1949...	1,240,482	1,183,862	56,620
25 Cotton harvested.....multiple units reporting 1954...	1,915	1,895	2	...	2	1	15
26 1949...	1,887	1,860	27
27 subunits reporting 1954...	7,564	7,503	7	...	7	1	46
28 1949...	8,290	8,205	85
29 acres 1954...	137,804	137,045	66	...	200	7	486
30 1949...	172,535	171,983	552
31 bales 1954...	113,933	113,131	56	...	187	5	554
32 1949...	120,696	120,159	537
33 Rice harvested.....multiple units reporting 1954...	4	...	2	...	2
34 1949...
35 subunits reporting 1954...	4	...	2	...	2
36 1949...
37 acres 1954...	1,414	...	1,184	...	230
38 1949...
39 162-lb. bbl. 1954...	19,910	...	14,777	...	5,133
40 1949...
41 Peanuts harvested for picking or threshing.....multiple units reporting 1954...	1	1	...
42 1949...
43 subunits reporting 1954...	1	1	...
44 1949...
45 acres 1954...	1	1	...
46 1949...
47 pounds 1954...	150	150	...
48 1949...
49 Horses and/or mules...multiple units reporting 1954...	1,442	1,417	2	1	22
50 1950...	1,593	1,535	58
51 number 1954...	6,671	6,524	9	2	136
52 1950...	11,115	10,713	402
53 Landlord-tenant operations containing multiple units:							
54 All subunits including home farm.....number 1954...	10,360	10,172	13	...	10	2	163
55 1950...	12,631	12,050	581
56 Land in all subunits including home farm.....acres 1954...	1,174,710	1,131,534	2,973	...	2,068	40	38,095
57 1950...	1,145,167	1,083,918	61,249
58 Owned by operator of multiple unit..acres 1954...	876,185	846,114	1,491	...	1,228	40	27,312
59 1950...	869,283	815,436	53,847
60 Rented by operator of multiple unit.....acres 1954...	298,525	285,420	1,482	...	840	...	10,783
61 1950...	275,884	268,482	7,402
62 Subunits not included in multiple units.....operators reporting 1954...	579	560	2	...	2	...	15
63 1950...	791	750	41
64 number 1954...	2,059	1,985	5	...	2	...	67
65 1950...	3,291	2,961	330
66 Share tenants.....number 1954...	1,439	1,378	4	...	1	...	56
67 1950...	2,519	2,239	280
68 Other tenants, not croppers nor share tenants.....number 1954...	620	607	1	...	1	...	11
69 1950...	772	722	50
70 Land in subunits not included in multiple units.....acres 1954...	73,362	69,962	931	...	10	...	2,459
1950...	113,337	103,735	9,602

Economic Area Table 3.—MULTIPLE-UNIT OPERATIONS, BY TYPE OF FARM: CENSUSES OF 1954 AND 1950—Continued

Item (For definitions and explanations, see text)		Area 3						
		Total	Type of farm					
			Cotton	Rice	Peanut	Cotton and rice	Cotton and peanut	Miscellaneous
1	Multiple-unit operations.....number 1954...	963	824	41	...	52	...	46
2	1950...	953	777	31	...	50	...	95
3	Subunits in multiple-unit operations.....total number 1954...	2,684	2,349	90	...	126	...	119
4	1950...	2,713	2,272	79	...	129	...	233
5	Home farms.....number 1954...	945	807	41	...	52	...	45
6	1950...	889	719	31	...	48	...	91
7	Cropper farms.....number 1954...	1,739	1,542	49	...	74	...	74
8	1950...	1,824	1,553	48	...	81	...	142
9	Land in multiple-unit operations....total acres 1954...	192,113	148,956	16,942	...	9,310	...	16,905
10	1950...	197,579	134,815	12,505	...	9,719	...	40,540
11	Home farms.....acres 1954...	155,318	116,708	14,819	...	7,991	...	15,800
12	1950...	156,002	100,608	10,645	...	7,616	...	37,133
13	Cropper farms.....acres 1954...	36,795	32,248	2,123	...	1,319	...	1,105
14	1950...	41,577	34,207	1,860	...	2,103	...	3,407
15	Cropland harvested.....total acres 1954...	68,910	49,597	8,479	...	5,092	...	5,742
16	1949...	69,678	48,117	5,790	...	4,813	...	10,958
17	Corn harvested for grain.....multiple units reporting 1954...	827	756	9	...	28	...	34
18	1949...	798	716	4	...	17	...	61
19	subunits reporting 1954...	1,691	1,590	9	...	34	...	58
20	1949...	1,698	1,569	4	...	23	...	102
21	acres 1954...	18,734	17,101	66	...	238	...	1,329
22	1949...	17,847	15,889	28	...	176	...	1,754
23	bushels 1954...	428,237	389,443	1,530	...	3,050	...	34,214
24	1949...	368,577	328,576	855	...	4,480	...	34,666
25	Cotton harvested.....multiple units reporting 1954...	930	824	29	...	52	...	25
26	1949...	877	777	14	...	50	...	36
27	subunits reporting 1954...	1,963	1,790	34	...	98	...	41
28	1949...	1,891	1,717	16	...	92	...	66
29	acres 1954...	17,884	16,429	244	...	952	...	259
30	1949...	17,929	16,356	130	...	984	...	459
31	bales 1954...	20,311	18,627	268	...	1,077	...	339
32	1949...	12,125	11,022	96	...	750	...	257
33	Rice harvested..... multiple units reporting 1954...	93	...	41	...	52
34	1949...	81	...	31	...	50
35	subunits reporting 1954...	103	...	47	...	56
36	1949...	102	...	48	...	54
37	acres 1954...	11,172	...	7,902	...	3,270
38	1949...	8,237	...	4,274	...	3,963
39	162-lb. bbl. 1954...	155,031	...	106,054	...	48,977
40	1949...	95,270	...	58,274	...	36,996
41	Peanuts harvested for picking or threshing.....multiple units reporting 1954...	1	1
42	1949...
43	subunits reporting 1954...	1	1
44	1949...
45	acres 1954...	1	1
46	1949...
47	pounds 1954...	1,000	1,000
48	1949...
49	Horses and/or mules....multiple units reporting 1954...	819	701	37	...	49	...	32
50	1950...	835	702	25	...	45	...	63
51	number 1954...	4,097	3,529	210	...	197	...	161
52	1950...	5,140	4,315	141	...	239	...	445
53	Landlord-tenant operations containing multiple units: All subunits including home farm.....number 1954...	4,013	3,479	153	...	164	...	217
54	1950...	4,144	3,387	143	...	169	...	445
55	Land in all subunits including home farm.....acres 1954...	238,641	187,153	19,798	...	11,321	...	20,369
56	1950...	237,987	164,423	14,870	...	11,756	...	46,938
57	Owned by operator of multiple unit..acres 1954...	203,323	163,346	12,355	...	9,561	...	18,061
58	1950...	202,246	147,121	10,990	...	10,028	...	34,107
59	Rented by operator of multiple unit.....acres 1954...	35,318	23,807	7,443	...	1,760	...	2,308
60	1950...	35,741	17,302	3,880	...	1,728	...	12,831
61	Subunits not included in multiple units.....operators reporting 1954...	406	339	24	...	19	...	24
62	1950...	430	340	19	...	23	...	48
63	number 1954...	1,329	1,130	63	...	38	...	98
64	1950...	1,431	1,115	64	...	40	...	212
65	Share tenants.....number 1954...	966	801	57	...	30	...	78
66	1950...	1,126	867	58	...	35	...	166
67	Other tenants, not croppers nor share tenants.....number 1954...	363	329	6	...	8	...	20
68	1950...	305	248	6	...	5	...	46
69	Land in subunits not included in multiple units.....acres 1954...	46,528	38,197	2,856	...	2,011	...	3,464
70	1950...	40,408	29,608	2,365	...	2,037	...	6,398

MULTIPLE-UNIT OPERATIONS

Economic Area Table 3.—MULTIPLE-UNIT OPERATIONS, BY TYPE OF FARM: CENSUSES OF 1954 AND 1950—Continued

Item (For definitions and explanations, see text)	Area 4						
	Total	Type of farm					
		Cotton	Rice	Peanut	Cotton and rice	Cotton and peanut	Miscellaneous
1 Multiple-unit operations.....number 1954...	354	323	...	2	...	9	20
2 1950...	671	586	...	1	...	8	76
3 Subunits in multiple-unit operations.....total number 1954...	1,097	1,029	...	5	...	19	44
4 1950...	1,973	1,784	...	2	...	18	169
5 Home farms.....number 1954...	348	318	...	2	...	8	20
6 1950...	636	552	...	1	...	8	75
7 Cropper farms.....number 1954...	749	711	...	3	...	11	24
8 1950...	1,337	1,232	...	1	...	10	94
9 Land in multiple-unit operations...total acres 1954...	158,335	148,639	...	148	...	1,489	8,059
10 1950...	240,228	210,042	...	179	...	1,442	28,565
11 Home farms.....acres 1954...	137,475	128,821	...	137	...	733	7,784
12 1950...	201,617	174,207	...	167	...	1,126	26,117
13 Cropper farms.....acres 1954...	20,860	19,818	...	11	...	756	275
14 1950...	38,611	35,835	...	12	...	316	2,448
15 Cropland harvested.....total acres 1954...	36,344	35,028	...	15	...	306	995
16 1949...	61,298	57,757	...	14	...	364	3,123
17 Corn harvested for grain.....multiple units reporting 1954...	322	296	...	2	...	9	15
18 1949...	620	561	...	1	...	8	50
19 subunits reporting 1954...	716	678	...	3	...	14	21
20 1949...	1,336	1,252	...	1	...	14	69
21 acres 1954...	9,457	9,149	...	9	...	135	164
22 1949...	16,452	15,423	...	4	...	113	912
23 bushels 1954...	114,913	111,616	...	108	...	960	2,229
24 1949...	314,360	293,431	...	75	...	1,874	18,980
25 Cotton harvested.....multiple units reporting 1954...	334	323	9	2
26 1949...	603	586	8	9
27 subunits reporting 1954...	853	839	10	4
28 1949...	1,450	1,426	12	12
29 acres 1954...	15,306	15,190	88	28
30 1949...	28,758	28,517	126	115
31 bales 1954...	7,693	7,655	28	10
32 1949...	18,631	18,493	63	75
33 Rice harvested.....multiple units reporting 1954...
34 1949...
35 subunits reporting 1954...
36 1949...
37 acres 1954...
38 1949...
39 162-lb. bbl. 1954...
40 1949...
41 Peanuts harvested for picking or threshing.....multiple units reporting 1954...	21	8	...	2	...	9	2
42 1949...	39	30	...	1	...	8	...
43 subunits reporting 1954...	23	8	...	2	...	11	2
44 1949...	49	36	...	2	...	11	...
45 acres 1954...	32	8	...	2	...	16	6
46 1949...	92	44	...	2	...	46	...
47 pounds 1954...	6,023	1,005	...	900	...	3,018	1,100
48 1949...	21,757	9,847	...	1,800	...	10,110	...
49 Horses and/or mules...multiple units reporting 1954...	320	294	...	1	...	9	16
50 1950...	600	530	...	1	...	8	61
51 number 1954...	1,218	1,167	...	1	...	22	28
52 1950...	2,855	2,552	...	2	...	21	280
53 Landlord-tenant operations containing multiple units: All subunits including home farm.....number 1954...	1,236	1,157	...	6	...	21	52
54 1950...	2,369	2,123	...	2	...	19	225
55 Land in all subunits including home farm.....acres 1954...	161,841	151,699	...	149	...	1,542	8,451
56 1950...	258,901	224,850	...	179	...	1,484	32,388
57 Owned by operator of multiple unit..acres 1954...	124,112	114,733	...	149	...	1,332	7,898
58 1950...	213,150	184,314	...	179	...	1,318	27,339
59 Rented by operator of multiple unit.....acres 1954...	37,729	36,966	210	553
60 1950...	45,751	40,536	166	5,049
61 Subunits not included in multiple units.....operators reporting 1954...	75	69	...	1	...	2	3
62 1950...	181	162	1	18
63 number 1954...	139	128	...	1	...	2	8
64 1950...	396	339	1	56
65 Share tenants.....number 1954...	58	52	1	5
66 1950...	232	206	1	25
67 Other tenants, not croppers nor share tenants.....number 1954...	81	76	...	1	...	1	3
68 1950...	164	133	31
69 Land in subunits not included in multiple units.....acres 1954...	3,506	3,060	...	1	...	53	392
70 1950...	18,673	14,808	42	3,823

Economic Area Table 3.—MULTIPLE-UNIT OPERATIONS, BY TYPE OF FARM: CENSUSES OF 1954 AND 1950—Continued

Item (For definitions and explanations, see text)	Areas 5 and B						
	Total	Type of farm					
		Cotton	Rice	Peanut	Cotton and rice	Cotton and peanut	Miscellaneous
1 Multiple-unit operations.....number 1954...	317	194	3	120
2 1950...	470	248	1	221
3 Subunits in multiple-unit operations.....total number 1954...	793	514	6	273
4 1950...	1,208	666	3	539
5 Home farms.....number 1954...	314	193	3	118
6 1950...	459	242	1	216
7 Cropper farms.....number 1954...	479	321	3	155
8 1950...	749	424	2	323
9 Land in multiple-unit operations....total acres 1954...	115,444	70,987	522	43,935
10 1950...	182,093	94,671	329	87,093
11 Home farms.....acres 1954...	106,288	64,555	442	41,291
12 1950...	160,197	84,539	284	75,374
13 Cropper farms.....acres 1954...	9,156	6,432	80	2,644
14 1950...	21,896	10,132	45	11,719
15 Cropland harvested.....total acres 1954...	17,325	10,472	77	6,776
16 1949...	25,934	14,314	26	11,594
17 Corn harvested for grain.....multiple units reporting 1954...	280	189	2	89
18 1949...	404	245	1	158
19 subunits reporting 1954...	542	397	4	141
20 1949...	773	509	2	262
21 acres 1954...	6,762	5,050	29	1,683
22 1949...	8,920	6,736	14	2,170
23 bushels 1954...	184,424	125,580	510	58,334
24 1949...	162,986	116,505	150	46,331
25 Cotton harvested.....multiple units reporting 1954...	216	194	3	19
26 1949...	286	248	1	37
27 subunits reporting 1954...	401	365	3	33
28 1949...	530	480	1	49
29 acres 1954...	2,766	2,592	16	158
30 1949...	4,359	4,122	8	229
31 bales 1954...	2,255	2,125	11	119
32 1949...	2,144	2,006	4	134
33 Rice harvested.....multiple units reporting 1954...
34 1949...
35 subunits reporting 1954...
36 1949...
37 acres 1954...
38 1949...
39 162-lb. bbl. 1954...
40 1949...
41 Peanuts harvested for picking or threshing.....multiple units reporting 1954...	11	8	3	...
42 1949...	3	1	2
43 subunits reporting 1954...	17	14	3	...
44 1949...	3	1	2
45 acres 1954...	4	1	3	...
46 1949...	3	1	2
47 pounds 1954...	3,960	860	3,100	...
48 1949...	550	250	300
49 Horses and/or mules....multiple units reporting 1954...	288	181	3	104
50 1950...	420	237	1	182
51 number 1954...	1,210	811	8	391
52 1950...	1,830	1,135	4	691
53 Landlord-tenant operations containing multiple units:							
54 All subunits including home farm.....number 1954...	1,013	636	6	371
55 1950...	1,653	955	3	695
56 Land in all subunits including home farm.....acres 1954...	125,208	74,772	522	49,914
57 1950...	201,274	101,382	329	99,563
58 Owned by operator of multiple unit..acres 1954...	104,979	67,758	522	36,699
59 1950...	175,279	94,375	329	80,575
59 Rented by operator of multiple unit.....acres 1954...	20,229	7,014	13,215
60 1950...	25,995	7,007	18,988
61 Subunits not included in multiple units.....operators reporting 1954...	83	49	34
62 1950...	148	84	64
63 number 1954...	220	122	98
64 1950...	445	289	156
65 Share tenants.....number 1954...	85	67	18
66 1950...	192	143	49
67 Other tenants, not croppers nor share tenants.....number 1954...	135	55	80
68 1950...	253	146	107
69 Land in subunits not included in multiple units.....acres 1954...	9,764	3,785	5,979
70 1950...	19,181	6,711	12,470

MULTIPLE-UNIT OPERATIONS

Economic Area Table 3.—MULTIPLE-UNIT OPERATIONS, BY TYPE OF FARM: CENSUSES OF 1954 AND 1950—Continued

Item (For definitions and explanations, see text)	Area 6						
	Total	Type of farm					
		Cotton	Rice	Peanut	Cotton and rice	Cotton and peanut	Miscellaneous
1 Multiple-unit operations.....number 1954...	77	34	1	42
2 1950...	114	55	3	56
3 Subunits in multiple-unit operations.....total number 1954...	196	84	3	109
4 1950...	297	155	6	136
5 Home farms.....number 1954...	72	33	1	38
6 1950...	105	51	3	51
7 Cropper farms.....number 1954...	124	51	2	71
8 1950...	192	104	3	85
9 Land in multiple-unit operations....total acres 1954...	20,589	3,798	725	16,066
10 1950...	50,628	17,158	920	32,550
11 Home farms.....acres 1954...	14,565	2,226	705	11,634
12 1950...	42,118	13,577	854	27,687
13 Cropper farms.....acres 1954...	6,024	1,572	20	4,432
14 1950...	8,510	3,581	66	4,863
15 Cropland harvested.....total acres 1954...	10,727	2,040	412	8,275
16 1949...	13,017	4,385	302	8,330
17 Corn harvested for grain.....multiple units reporting 1954...	70	33	1	36
18 1949...	97	53	1	43
19 subunits reporting 1954...	128	60	1	67
20 1949...	186	107	1	78
21 acres 1954...	2,039	559	7	1,473
22 1949...	2,564	1,244	12	1,308
23 bushels 1954...	37,675	9,700	115	27,860
24 1949...	40,497	19,380	216	20,901
25 Cotton harvested.....multiple units reporting 1954...	47	34	13
26 1949...	61	55	2	4
27 subunits reporting 1954...	89	60	29
28 1949...	119	108	3	8
29 acres 1954...	721	452	269
30 1949...	1,200	1,136	11	53
31 bales 1954...	567	341	226
32 1949...	775	702	7	66
33 Rice harvested.....multiple units reporting 1954...	1	...	1
34 1949...	3	...	3
35 subunits reporting 1954...	1	...	1
36 1949...	4	...	4
37 acres 1954...	400	...	400
38 1949...	243	...	243
39 162-lb. bbl. 1954...	8,000	...	8,000
40 1949...	2,277	...	2,277
41 Peanuts harvested for picking or threshing.....multiple units reporting 1954...
42 1949...
43 subunits reporting 1954...
44 1949...
45 acres 1954...
46 1949...
47 pounds 1954...
48 1949...
49 Horses and/or mules....multiple units reporting 1954...	69	33	1	35
50 1950...	90	50	3	37
51 number 1954...	322	139	4	179
52 1950...	654	446	13	195
53 Landlord-tenant operations containing multiple units:							
54 All subunits including home farm.....number 1954...	249	100	3	146
55 1950...	434	210	6	218
56 Land in all subunits including home farm.....acres 1954...	23,055	4,346	725	17,984
57 1950...	56,609	18,887	920	36,802
58 Owned by operator of multiple unit....acres 1954...	16,712	3,876	12,836
59 1950...	45,830	17,753	378	27,699
59 Rented by operator of multiple unit.....acres 1954...	6,343	470	725	5,148
60 1950...	10,779	1,134	542	9,103
61 Subunits not included in multiple units.....operators reporting 1954...	26	8	18
62 1950...	44	16	28
63 number 1954...	53	16	37
64 1950...	137	55	82
65 Share tenants.....number 1954...	38	14	24
66 1950...	86	38	48
67 Other tenants, not croppers nor share tenants.....number 1954...	15	2	13
68 1950...	51	17	34
69 Land in subunits not included in multiple units.....acres 1954...	2,466	548	1,918
70 1950...	5,981	1,729	4,252

LOUISIANA

Economic Area Table 3.—MULTIPLE-UNIT OPERATIONS, BY TYPE OF FARM: CENSUSES OF 1954 AND 1950—Continued

Item (For definitions and explanations, see text)		Area 7						
		Total	Type of farm					
			Cotton	Rice	Peanut	Cotton and rice	Cotton and peanut	Miscellaneous
1	Multiple-unit operations.....number	173	66	71	...	16	...	20
2	1950...	287	117	90	...	45	...	35
3	Subunits in multiple-unit operations.....total number	412	154	163	...	48	...	47
4	1950...	723	307	200	...	130	...	86
5	Home farms.....number	168	62	70	...	16	...	20
6	1950...	260	97	86	...	44	...	33
7	Cropper farms.....number	244	92	93	...	32	...	27
8	1950...	463	210	114	...	86	...	53
9	Land in multiple-unit operations.....total acres	66,298	10,369	44,234	...	4,980	...	6,715
10	1950...	93,822	26,158	41,090	...	12,357	...	14,217
11	Home farms.....acres	57,079	8,207	39,167	...	3,991	...	5,714
12	1950...	74,369	20,572	32,693	...	9,770	...	11,334
13	Cropper farms.....acres	9,219	2,162	5,067	...	989	...	1,001
14	1950...	19,453	5,586	8,397	...	2,587	...	2,883
15	Cropland harvested.....total acres	22,906	2,589	16,431	...	2,402	...	1,484
16	1949...	30,628	5,502	16,984	...	5,077	...	3,065
17	Corn harvested for grain.....multiple units reporting	82	55	6	...	9	...	12
18	1949...	131	81	14	...	20	...	16
19	subunits reporting	122	83	7	...	15	...	17
20	1949...	226	154	16	...	34	...	22
21	acres	1,118	686	22	...	130	...	280
22	1949...	2,086	1,402	113	...	265	...	306
23	bushels	25,184	14,784	344	...	2,702	...	7,354
24	1949...	28,821	16,602	2,366	...	4,276	...	5,577
25	Cotton harvested.....multiple units reporting	108	66	23	...	16	...	3
26	1949...	203	117	34	...	45	...	7
27	subunits reporting	170	106	30	...	29	...	5
28	1949...	375	233	42	...	82	...	18
29	acres	1,590	1,006	251	...	299	...	34
30	1949...	3,662	2,379	323	...	856	...	104
31	bales	1,549	1,015	236	...	269	...	29
32	1949...	2,399	1,531	216	...	573	...	79
33	Rice harvested.....multiple units reporting	88	...	71	...	16	...	1
34	1949...	135	...	90	...	45
35	subunits reporting	128	...	108	...	19	...	1
36	1949...	171	...	120	...	51
37	acres	15,475	...	13,955	...	1,510	...	10
38	1949...	19,025	...	15,611	...	3,414
39	162-lb. bbl.	278,348	...	250,023	...	28,165	...	160
40	1949...	253,519	...	177,714	...	75,805
41	Peanuts harvested for picking or threshing.....multiple units reporting
42	1949...
43	subunits reporting
44	1949...
45	acres
46	1949...
47	pounds
48	1949...
49	Horses and/or mules.....multiple units reporting	157	62	62	...	16	...	17
50	1950...	244	104	73	...	42	...	25
51	number	777	316	273	...	78	...	110
52	1950...	1,692	743	498	...	286	...	165
53	Landlord-tenant operations containing multiple units:							
54	All subunits including home farm.....number	612	238	244	...	72	...	58
55	1950...	1,136	531	290	...	178	...	137
56	Land in all subunits including home farm.....acres	86,676	13,793	58,491	...	7,238	...	7,154
57	1950...	120,549	37,031	47,537	...	17,247	...	18,734
58	Owned by operator of multiple unit.....acres	52,238	12,157	29,269	...	5,496	...	5,316
59	1950...	97,381	36,192	33,938	...	13,760	...	13,491
60	Rented by operator of multiple unit.....acres	34,438	1,636	29,222	...	1,742	...	1,838
61	1950...	23,168	839	13,599	...	3,487	...	5,243
62	Subunits not included in multiple units.....operators reporting	80	35	28	...	10	...	7
63	1950...	132	58	35	...	23	...	16
64	number	200	84	81	...	24	...	11
65	1950...	413	224	90	...	48	...	51
66	Share tenants.....number	162	78	56	...	19	...	9
67	1950...	351	200	82	...	30	...	39
68	Other tenants, not croppers nor share tenants.....number	38	6	25	...	5	...	2
69	1950...	62	24	8	...	18	...	12
70	Land in subunits not included in multiple units.....acres	20,378	3,424	14,257	...	2,258	...	439
	1950...	26,727	10,873	6,447	...	4,890	...	4,517

MULTIPLE-UNIT OPERATIONS

Economic Area Table 3.—MULTIPLE-UNIT OPERATIONS, BY TYPE OF FARM: CENSUSES OF 1954 AND 1950—Continued

Item (For definitions and explanations, see text)		Area 8						
		Total	Type of farm					
			Cotton	Rice	Peanut	Cotton and rice	Cotton and peanut	Miscellaneous
1	Multiple-unit operations.....number	1954... 79	67	1	11
2		1950... 163	139	6	18
3	Subunits in multiple-unit operations.....total number	1954... 244	203	2	39
4		1950... 506	452	13	41
5	Home farms.....number	1954... 74	65	1	8
6		1950... 159	136	6	17
7	Cropper farms.....number	1954... 170	138	1	31
8		1950... 347	316	7	24
9	Land in multiple-unit operations....total acres	1954... 49,492	42,892	20	6,580
10		1950... 92,797	71,385	2,234	19,178
11	Home farms.....acres	1954... 45,762	39,781	14	5,967
12		1950... 82,414	64,218	2,063	16,133
13	Cropper farms.....acres	1954... 3,730	3,111	6	613
14		1950... 10,383	7,167	171	3,045
15	Cropland harvested.....total acres	1954... 7,713	6,542	11	1,160
16		1949... 13,882	11,608	168	2,106
17	Corn harvested for grain.....multiple units reporting	1954... 61	52	1	8
18		1949... 143	128	6	9
19	subunits reporting	1954... 116	100	1	15
20		1949... 302	277	9	16
21	acres	1954... 1,222	1,122	4	96
22		1949... 3,013	2,622	64	327
23	bushels	1954... 10,798	9,773	28	997
24		1949... 51,111	46,021	960	4,130
25	Cotton harvested.....multiple units reporting	1954... 69	67	1	1
26		1949... 148	139	6	3
27	subunits reporting	1954... 166	161	1	4
28		1949... 387	369	9	9
29	acres	1954... 3,282	3,222	5	55
30		1949... 6,235	6,024	60	151
31	bales	1954... 1,202	1,190	2	10
32		1949... 4,005	3,846	39	120
33	Rice harvested.....multiple units reporting	1954...
34		1949...
35	subunits reporting	1954...
36		1949...
37	acres	1954...
38		1949...
39	162-lb. bbl.	1954...
40		1949...
41	Peanuts harvested for picking or threshing.....multiple units reporting	1954... 8	6	1	1
42		1949... 17	11	6	...
43	subunits reporting	1954... 8	6	1	1
44		1949... 21	14	7	...
45	acres	1954... 9	7	1	1
46		1949... 29	20	9	...
47	pounds	1954... 1,650	1,450	100	100
48		1949... 4,645	2,690	1,955	...
49	Horses and/or mules....multiple units reporting	1954... 77	65	1	11
50		1950... 146	127	4	15
51	number	1954... 449	401	3	45
52		1950... 822	717	21	84
53	Landlord-tenant operations containing multiple units:							
54	All subunits including home farms.....number	1954... 304	253	2	49
55		1950... 658	578	14	66
56	Land in all subunits including home farm.....acres	1954... 52,969	46,128	20	6,821
57		1950... 99,045	76,557	2,352	20,136
58	Owned by operator of multiple unit..acres	1954... 36,561	31,320	20	5,221
59		1950... 76,962	58,058	2,352	16,552
60	Rented by operator of multiple unit.....acres	1954... 16,408	14,808	1,600
61		1950... 22,083	18,499	3,584
62	Subunits not included in multiple units.....operators reporting	1954... 29	24	5
63		1950... 59	53	1	5
64	number	1954... 60	50	10
65		1950... 152	126	1	25
66	Share tenants.....number	1954... 39	34	5
67		1950... 112	95	1	16
68	Other tenants, not croppers nor share tenants.....number	1954... 21	16	5
69		1950... 40	31	9
70	Land in subunits not included in multiple units.....acres	1954... 3,477	3,236	241
		1950... 6,248	5,172	118	958

Economic Area Table 4.—MULTIPLE-UNIT OPERATIONS, BY ACRES OF CROPLAND HARVESTED: CENSUSES OF 1954 AND 1950

Item (For definitions and explanations, see text)	Total	The State								
		Acres of cropland harvested								
		None	Under 20 acres	20 to 29 acres	30 to 49 acres	50 to 99 acres	100 to 199 acres	200 to 499 acres	500 acres and over	
1 Multiple-unit operations.....number 1954...	4,485	12	495	422	758	1,113	866	597	222	
2 1950...	5,244	79	507	531	973	1,432	876	601	245	
3 Subunits in multiple-unit operations.....total number 1954...	17,034	25	1,029	923	1,717	3,018	3,356	3,870	3,096	
4 1950...	21,118	178	1,057	1,145	2,277	4,048	3,627	4,276	4,510	
5 Home farms.....number 1954...	4,350	11	479	409	712	1,066	859	594	220	
6 1950...	4,920	73	475	502	886	1,317	834	589	244	
7 Cropper farms.....number 1954...	12,684	14	550	514	1,005	1,952	2,497	3,276	2,876	
8 1950...	16,198	105	582	643	1,391	2,731	2,793	3,687	4,266	
9 Land in multiple-unit operations....total acres 1954...	2,080,669	2,082	54,494	48,055	115,460	262,893	375,816	551,659	670,210	
10 1950...	2,289,204	21,439	72,672	88,263	154,495	314,960	412,855	547,436	677,084	
11 Home farms.....acres 1954...	1,841,583	1,885	47,101	38,957	94,833	213,550	322,872	495,064	627,321	
12 1950...	1,948,749	11,720	63,937	74,802	123,354	249,940	348,135	474,321	602,540	
13 Cropper farms.....acres 1954...	239,086	197	7,393	9,098	20,627	49,343	52,944	56,595	42,889	
14 1950...	340,455	9,719	8,735	13,461	31,141	65,020	64,720	73,115	74,544	
15 Cropland harvested.....total acres 1954...	640,591	...	6,090	10,305	29,704	78,822	121,702	184,026	209,942	
16 1949...	686,786	...	6,224	12,920	38,154	100,428	121,709	180,427	226,924	
17 Corn harvested for grain.....multiple units reporting 1954...	3,720	...	345	353	669	962	728	477	186	
18 1949...	4,328	...	349	452	850	1,237	727	509	204	
19 subunits reporting 1954...	8,378	...	429	495	1,068	1,905	1,843	1,601	1,037	
20 1949...	11,154	...	411	625	1,409	2,564	2,021	2,108	2,016	
21 acres 1954...	113,176	...	1,981	3,323	9,289	21,254	25,997	26,540	24,792	
22 1949...	128,960	...	2,137	4,488	12,079	27,402	25,386	27,462	30,006	
23 bushels 1954...	2,330,112	...	37,036	54,740	155,333	374,542	455,543	561,730	691,188	
24 1949...	2,688,416	...	43,953	84,389	232,335	510,975	479,516	573,619	763,629	
25 Cotton harvested.....multiple units reporting 1954...	4,200	...	386	399	719	1,079	832	569	216	
26 1949...	4,692	...	307	460	923	1,362	836	567	237	
27 subunits reporting 1954...	14,293	...	473	593	1,252	2,490	2,945	3,575	2,965	
28 1949...	17,074	...	367	657	1,655	3,262	3,030	3,813	4,290	
29 acres 1954...	246,471	...	2,598	4,614	12,868	34,771	50,207	71,526	69,887	
30 1949...	329,916	...	2,407	5,537	18,050	49,185	57,051	85,687	111,999	
31 bales 1954...	201,805	...	2,069	3,668	10,076	25,866	40,090	59,579	60,457	
32 1949...	240,436	...	1,565	3,654	13,998	32,918	39,609	63,327	85,365	
33 Rice harvested.....multiple units reporting 1954...	188	...	7	5	23	32	52	58	11	
34 1949...	219	...	5	17	38	49	60	41	9	
35 subunits reporting 1954...	238	...	7	5	24	36	71	80	15	
36 1949...	277	...	5	19	43	64	70	51	25	
37 acres 1954...	28,731	...	71	88	567	1,703	6,503	14,977	4,822	
38 1949...	27,505	...	49	277	991	3,009	6,617	10,131	6,431	
39 162-lb. bbl. 1954...	464,729	...	1,149	1,641	9,133	27,097	106,141	230,394	89,174	
40 1949...	351,066	...	519	3,598	15,744	35,223	72,471	152,277	71,234	
41 Peanuts harvested for picking or threshing.....multiple units reporting 1954...	44	...	7	8	10	11	5	3	...	
42 1949...	62	...	10	4	14	21	7	5	1	
43 subunits reporting 1954...	52	...	7	8	12	13	6	6	...	
44 1949...	76	...	11	4	16	25	10	9	1	
45 acres 1954...	51	...	9	10	13	10	8	1	...	
46 1949...	127	...	10	6	20	34	44	12	1	
47 pounds 1954...	13,183	...	4,068	650	2,030	4,460	1,690	285	...	
48 1949...	27,602	...	3,980	1,575	2,905	6,927	10,125	1,940	150	
49 Horses and/or mules....multiple units reporting 1954...	3,614	3	397	332	591	880	690	519	202	
50 1950...	4,473	42	401	441	836	1,211	783	536	223	
51 number 1954...	16,930	7	1,026	1,018	1,930	3,143	3,174	3,559	3,073	
52 1950...	28,018	179	1,174	1,642	3,315	5,893	5,192	5,098	5,525	
53 Landlord-tenant operations containing multiple units:										
54 All subunits including home farm.....number 1954...	21,474	33	1,341	1,272	2,194	3,752	3,948	4,925	4,009	
55 1950...	27,967	239	1,542	1,554	3,002	5,206	4,860	5,634	5,930	
56 Land in all subunits including home farm.....acres 1954...	2,259,090	2,701	67,933	58,929	133,301	294,135	399,369	596,242	706,480	
57 1950...	2,533,834	23,380	92,653	100,802	180,982	356,098	462,629	586,558	730,732	
58 Owned by operator of multiple unit.....acres 1954...	1,706,917	1,506	62,270	50,557	112,712	230,559	277,443	409,722	562,148	
59 1950...	1,976,876	19,936	85,834	87,818	156,114	286,726	337,218	413,047	590,183	
60 Rented by operator of multiple unit.....acres 1954...	552,173	1,195	5,663	8,372	20,589	63,576	121,926	186,520	144,332	
61 1950...	556,958	3,444	6,819	12,984	24,868	69,372	125,411	173,511	140,549	
62 Subunits not included in multiple units.....operators reporting 1954...	1,414	4	164	126	218	280	252	245	125	
63 1950...	1,971	23	189	175	286	491	365	286	156	
64 number 1954...	4,440	8	312	349	477	734	592	1,055	913	
65 1950...	6,849	61	485	409	725	1,158	1,233	1,358	1,420	
66 Share tenants.....number 1954...	3,044	7	221	215	361	504	442	673	621	
67 1950...	5,033	45	278	285	548	860	877	1,072	1,068	
68 Other tenants, not croppers nor share tenants.....number 1954...	1,396	1	91	134	116	230	150	382	292	
69 1950...	1,816	16	207	124	177	298	356	286	352	
69 Land in subunits not included in multiple units.....acres 1954...	178,421	619	13,439	10,874	17,841	31,242	23,553	44,583	36,270	
70 1950...	244,630	1,941	19,981	12,539	26,487	41,138	49,774	39,122	53,648	

MULTIPLE-UNIT OPERATIONS

Economic Area Table 4.—MULTIPLE-UNIT OPERATIONS, BY ACRES OF CROPLAND HARVESTED: CENSUSES OF 1954 AND 1950—Continued

Item (For definitions and explanations, see text)	Areas 1 and A								
	Total	Acres of cropland harvested							
		None	Under 20 acres	20 to 29 acres	30 to 49 acres	50 to 99 acres	100 to 199 acres	200 to 499 acres	500 acres and over
1 Multiple-unit operations.....number 1954...	590	2	28	26	59	136	147	121	71
2 1950...	645	7	26	38	69	163	129	132	81
3 Subunits in multiple-unit operations.....total number 1954...	3,307	5	57	56	144	375	624	896	1,150
4 1950...	4,358	18	58	82	176	520	524	1,078	1,902
5 Home farms.....number 1954...	575	1	26	25	54	131	146	121	71
6 1950...	597	6	23	32	51	148	124	132	81
7 Cropper farms.....number 1954...	2,732	4	31	31	90	244	478	775	1,079
8 1950...	3,761	12	35	50	125	372	400	946	1,821
9 Land in multiple-unit operations...total acres 1954...	377,050	53	7,627	2,919	10,556	32,356	59,527	99,160	164,852
10 1950...	400,227	1,803	3,502	5,594	7,497	39,791	48,699	119,449	173,892
11 Home farms.....acres 1954...	336,479	48	7,287	2,441	9,261	27,493	52,632	88,124	149,193
12 1950...	337,390	1,460	3,077	4,670	5,412	33,047	41,416	103,979	144,329
13 Cropper farms.....acres 1954...	40,571	5	340	478	1,295	4,863	6,895	11,036	15,659
14 1950...	62,837	343	425	924	2,085	6,744	7,283	15,470	29,563
15 Cropland harvested.....total acres 1954...	134,970	...	353	622	2,353	9,874	21,046	37,779	62,943
16 1949...	151,450	...	349	897	2,731	11,585	17,902	41,917	76,069
17 Corn harvested for grain.....multiple units reporting 1954...	497	...	21	23	46	115	122	107	63
18 1949...	523	...	15	31	55	132	108	118	64
19 subunits reporting 1954...	1,345	...	22	33	70	221	286	326	387
20 1949...	2,102	...	17	40	95	293	271	540	846
21 acres 1954...	21,840	...	105	184	599	2,321	4,509	5,784	8,378
22 1949...	19,128	...	68	286	713	2,363	2,878	5,233	7,587
23 bushels 1954...	544,597	...	1,631	2,606	10,414	47,239	105,413	160,326	216,968
24 1949...	481,582	...	1,725	4,672	17,304	53,331	61,306	138,881	204,363
25 Cotton harvested.....multiple units reporting 1954...	581	...	25	25	59	135	146	120	71
26 1949...	627	...	24	34	68	160	128	132	81
27 subunits reporting 1954...	3,087	...	35	35	111	325	588	870	1,123
28 1949...	4,032	...	30	55	144	447	486	1,022	1,848
29 acres 1954...	67,118	...	205	307	1,359	5,191	10,393	19,761	29,902
30 1949...	95,238	...	240	552	1,730	7,208	10,875	25,816	48,817
31 bales 1954...	54,295	...	129	217	1,082	4,415	9,844	16,333	22,275
32 1949...	79,661	...	171	373	1,220	5,429	8,164	22,465	41,839
33 Rice harvested.....multiple units reporting 1954...	2	1	1
34 1949...
35 subunits reporting 1954...	2	1	1
36 1949...
37 acres 1954...	270	175	95
38 1949...
39 162-lb. bbl. 1954...	3,440	2,500	940
40 1949...
41 Peanuts harvested for picking or threshing.....multiple units reporting 1954...	2	1	1
42 1949...	3	...	1	...	1	1	...
43 subunits reporting 1954...	2	1	1
44 1949...	3	...	1	...	1	1	...
45 acres 1954...	4	2	2
46 1949...	3	...	1	...	1	1	...
47 pounds 1954...	400	200	200
48 1949...	650	...	200	...	250	...	200
49 Horses and/or mules....multiple units reporting 1954...	442	...	19	21	40	93	106	100	63
50 1950...	545	4	20	28	46	131	115	123	78
51 number 1954...	2,186	...	44	58	117	273	377	544	773
52 1950...	3,910	12	51	86	160	549	601	885	1,566
53 Landlord-tenant operations containing multiple units: All subunits including home farm.....number 1954...	3,687	5	79	61	158	431	685	999	1,269
54 1950...	4,942	25	75	94	199	593	599	1,183	2,174
55 Land in all subunits including home farm.....acres 1954...	395,990	53	8,379	3,047	11,125	33,694	62,260	105,198	172,234
56 1950...	414,302	1,931	5,305	5,877	8,051	42,490	51,626	121,579	177,443
57 Owned by operator of multiple unit..acres 1954...	292,807	53	8,142	2,925	9,973	24,871	42,294	76,781	127,768
58 1950...	296,745	780	4,314	5,519	5,961	35,953	38,830	88,555	116,833
59 Rented by operator of multiple unit.....acres 1954...	103,183	...	237	122	1,152	8,823	19,966	28,417	44,466
60 1950...	117,557	1,151	991	358	2,090	6,537	12,796	33,024	60,610
61 Subunits not included in multiple units.....operators reporting 1954...	136	...	9	5	10	26	28	27	31
62 1950...	186	3	8	8	13	43	39	36	36
63 number 1954...	380	...	22	5	14	56	61	103	119
64 1950...	584	7	17	12	23	73	75	105	272
65 Share tenants.....number 1954...	257	...	14	2	9	39	45	75	73
66 1950...	415	3	4	4	22	49	41	77	215
67 Other tenants, not croppers nor share tenants.....number 1954...	123	...	8	3	5	17	16	28	46
68 1950...	169	4	13	8	1	24	34	28	57
69 Land in subunits not included in multiple units.....acres 1954...	18,940	...	752	128	569	1,338	2,733	6,038	7,382
70 1950...	14,075	128	1,803	283	554	2,699	2,927	2,130	3,551

Economic Area Table 4.—MULTIPLE-UNIT OPERATIONS, BY ACRES OF CROPLAND HARVESTED: CENSUSES OF 1954 AND 1950—Continued

Item (For definitions and explanations, see text)		Area 2								
		Total	Acres of cropland harvested							
			None	Under 20 acres	20 to 29 acres	30 to 49 acres	50 to 99 acres	100 to 199 acres	200 to 499 acres	500 acres and over
1	Multiple-unit operations.....number	1,932	2	98	114	297	530	443	329	119
2	1950...	1,941	12	81	121	326	579	397	298	127
3	Subunits in multiple-unit operations.....total number	8,301	4	201	253	653	1,425	1,738	2,298	1,729
4	1950...	9,340	27	171	269	774	1,661	1,859	2,337	2,242
5	Home farms.....number	1,854	2	93	107	270	500	438	327	117
6	1950...	1,815	12	63	109	292	541	381	291	126
7	Cropper farms.....number	6,447	2	108	146	383	925	1,300	1,971	1,612
8	1950...	7,525	15	108	160	482	1,120	1,478	2,046	2,116
9	Land in multiple-unit operations....total acres	1,101,348	92	7,240	14,213	41,868	113,211	174,994	314,979	434,751
10	1950...	1,031,830	2,615	9,271	17,581	45,329	108,090	184,033	249,583	415,328
11	Home farms.....acres	988,617	64	5,979	11,864	34,583	92,497	148,621	283,323	411,686
12	1950...	894,642	2,284	7,973	14,538	36,524	84,205	155,062	214,005	380,051
13	Cropper farms.....acres	112,731	28	1,261	2,349	7,285	20,714	26,373	31,656	23,065
14	1950...	137,188	331	1,298	3,043	8,805	23,885	28,971	35,578	35,277
15	Cropland harvested.....total acres	341,696	...	1,217	2,810	11,976	38,102	61,612	102,764	123,215
16	1949...	320,939	...	1,075	3,023	12,935	40,986	55,196	88,331	119,393
17	Corn harvested for grain.....multiple units reporting	1,581	...	51	83	257	445	382	265	98
18	1949...	1,612	...	40	95	282	488	334	260	113
19	subunits reporting	3,718	...	59	106	394	829	899	892	539
20	1949...	4,531	...	52	133	447	968	930	1,042	959
21	acres	52,004	...	273	716	3,329	9,021	11,861	13,809	12,995
22	1949...	58,950	...	285	828	3,500	9,724	10,900	14,413	19,300
23	bushels	984,284	...	3,670	9,214	45,759	140,783	154,856	244,062	385,940
24	1949...	1,240,482	...	5,136	16,152	68,873	174,820	195,587	286,158	493,756
25	Cotton harvested.....multiple units reporting	1,915	...	92	112	296	528	440	328	119
26	1949...	1,889	...	66	114	321	569	394	297	126
27	subunits reporting	7,564	...	119	182	544	1,260	1,603	2,194	1,662
28	1949...	8,290	...	89	178	625	1,463	1,644	2,149	2,142
29	acres	137,804	...	766	1,832	6,470	20,095	29,304	43,010	36,327
30	1949...	172,535	...	693	1,876	7,869	24,399	32,272	48,073	57,353
31	bales	113,933	...	534	1,304	4,616	13,845	22,086	36,263	35,285
32	1949...	120,696	...	448	1,289	7,391	16,551	22,269	33,353	39,395
33	Rice harvested.....multiple units reporting	4	2	2
34	1949...
35	subunits reporting	4	2	2
36	1949...
37	acres	1,414	230	1,184
38	1949...
39	162-lb. bbl.	19,910	5,133	14,777
40	1949...
41	Peanuts harvested for picking or threshing.....multiple units reporting	1	1
42	1949...
43	subunits reporting	1	1
44	1949...
45	acres	1	1
46	1949...
47	pounds	150	150
48	1949...
49	Horses and/or mules....multiple units reporting	1,442	...	64	67	196	389	334	284	108
50	1950...	1,593	8	51	87	264	462	346	258	117
51	number	6,671	...	139	163	474	998	1,214	1,847	1,836
52	1950...	11,115	29	158	287	959	1,919	1,998	2,428	3,337
53	Landlord-tenant operations containing multiple units:									
54	All subunits including home farm.....number	10,360	5	248	308	773	1,717	2,011	2,921	2,377
55	1950...	12,631	32	241	380	1,012	2,078	2,456	3,257	3,175
56	Land in all subunits including home farm.....acres	1,174,710	115	9,243	16,189	46,003	124,159	184,502	335,309	459,190
57	1950...	1,145,167	2,696	12,053	20,651	54,399	122,791	206,116	271,577	454,884
58	Owned by operator of multiple unit.....acres	876,185	115	8,454	12,217	36,098	91,372	122,641	228,198	377,090
59	1950...	869,283	1,097	11,418	14,055	41,724	85,924	144,681	181,043	389,341
60	Rented by operator of multiple unit.....acres	298,525	...	789	3,972	9,905	32,787	61,861	107,111	82,100
61	1950...	275,884	1,599	635	6,596	12,675	36,867	61,435	90,534	65,543
62	Subunits not included in multiple units.....operators reporting	579	1	28	24	66	115	124	149	72
63	1950...	791	4	36	41	92	202	167	158	91
64	number	2,059	1	47	55	120	292	273	623	648
65	1950...	3,291	5	70	111	238	417	597	920	933
66	Share tenants.....number	1,439	1	32	43	81	206	201	403	472
67	1950...	2,519	5	51	86	167	322	443	751	694
68	Other tenants, not croppers nor share tenants.....number	620	...	15	12	39	86	72	220	176
69	1950...	772	...	19	25	71	95	154	169	239
70	Land in subunits not included in multiple units.....acres	73,362	23	2,003	1,976	4,135	10,948	9,508	20,330	24,439
	1950...	113,337	81	2,782	3,070	9,070	14,701	22,083	21,994	39,556

MULTIPLE-UNIT OPERATIONS

Economic Area Table 4.—MULTIPLE-UNIT OPERATIONS, BY ACRES OF CROPLAND HARVESTED: CENSUSES OF 1954 AND 1950—Continued

Item (For definitions and explanations, see text)	Area 3									
	Total	Acres of cropland harvested								
		None	Under 20 acres	20 to 29 acres	30 to 49 acres	50 to 99 acres	100 to 199 acres	200 to 499 acres	500 acres and over	
1 Multiple-unit operations.....number 1954...	963	4	160	173	222	215	123	59	7	
2 1950...	953	21	115	173	236	231	113	54	10	
3 Subunits in multiple-unit										
4 operations.....total number 1954...	2,684	8	326	370	509	639	485	312	35	
5 1950...	2,713	42	237	364	555	702	415	299	99	
6 Home farms.....number 1954...	945	4	158	171	215	208	123	59	7	
7 1950...	889	19	114	167	219	205	102	53	10	
8 Cropper farms.....number 1954...	1,739	4	168	199	294	431	362	253	28	
9 1950...	1,824	23	123	197	336	497	313	246	89	
10 Land in multiple-unit operations....total acres 1954...	192,113	487	11,733	11,865	22,007	35,759	45,288	54,016	10,958	
11 1950...	197,579	1,857	15,022	16,113	22,236	35,393	41,864	44,474	20,620	
12 Home farms.....acres 1954...	155,318	448	9,299	7,846	15,873	25,970	37,279	48,444	10,159	
13 1950...	156,002	1,143	13,072	12,454	14,885	23,173	34,044	38,641	18,590	
14 Cropper farms.....acres 1954...	36,795	39	2,434	4,019	6,134	9,789	8,009	5,572	799	
15 1950...	41,577	714	1,950	3,659	7,351	12,220	7,820	5,833	2,030	
16 Cropland harvested.....total acres 1954...	68,910	...	2,195	4,221	8,534	14,534	17,030	18,167	4,229	
17 1949...	69,678	...	1,677	4,214	9,095	15,698	15,459	15,727	7,808	
18 Corn harvested for										
19 grain.....multiple units reporting 1954...	827	...	122	152	206	197	98	46	6	
20 1949...	798	...	90	154	208	206	89	43	8	
21 subunits reporting 1954...	1,691	...	143	211	339	462	329	188	19	
22 1949...	1,698	...	98	213	364	497	277	201	48	
23 acres 1954...	18,734	...	630	1,279	2,748	4,537	4,779	3,817	944	
24 1949...	17,847	...	528	1,430	2,898	5,193	3,773	2,984	1,041	
25 bushels 1954...	428,237	...	11,838	22,091	50,084	91,735	114,292	103,907	34,290	
26 1949...	368,577	...	11,118	30,005	56,385	104,293	84,853	57,163	24,560	
27 Cotton harvested.....multiple units reporting 1954...	930	...	154	169	214	213	119	55	6	
28 1949...	877	...	105	160	231	220	102	50	9	
29 subunits reporting 1954...	1,963	...	185	239	368	508	392	245	26	
30 1949...	1,891	...	117	220	409	531	310	233	71	
31 acres 1954...	17,884	...	985	1,562	2,877	4,321	4,201	3,226	712	
32 1949...	17,929	...	715	1,503	3,484	5,207	3,478	2,775	767	
33 bales 1954...	20,311	...	1,072	1,625	3,050	4,888	4,890	3,774	1,012	
34 1949...	12,125	...	469	1,032	2,394	3,455	2,497	1,772	506	
35 Rice harvested.....multiple units reporting 1954...	93	...	4	5	15	18	28	22	1	
36 1949...	81	...	2	10	18	11	25	13	2	
37 subunits reporting 1954...	103	...	4	5	16	20	29	26	3	
38 1949...	102	...	2	11	19	14	28	15	13	
39 acres 1954...	11,172	...	45	88	324	805	3,515	5,875	520	
40 1949...	8,237	...	14	126	367	599	2,498	3,089	1,544	
41 162-lb. bbl. 1954...	155,031	...	685	1,641	4,550	11,743	51,392	79,320	5,700	
42 1949...	95,270	...	145	1,549	6,057	6,831	24,737	35,133	20,818	
43 Peanuts harvested for picking or										
44 threshing.....multiple units reporting 1954...	1	1	
45 1949...	
46 subunits reporting 1954...	1	1	
47 1949...	
48 acres 1954...	1	1	
49 1949...	
50 pounds 1954...	1,000	1,000	
51 1949...	
52 Horses and/or mules....multiple units reporting 1954...	819	1	129	147	193	183	108	52	6	
53 1950...	835	7	100	150	215	205	103	48	7	
54 number 1954...	4,097	4	416	532	776	953	765	568	83	
55 1950...	5,140	31	379	619	1,015	1,331	963	624	178	
56 Landlord-tenant operations containing multiple units:										
57 All subunits including home farm.....number 1954...	4,013	14	475	587	735	898	646	539	119	
58 1950...	4,144	70	453	535	762	994	685	559	194	
59 Land in all subunits including										
60 home farm.....acres 1954...	238,641	1,025	16,489	17,457	28,847	50,729	50,252	61,625	12,217	
61 1950...	237,987	2,511	20,627	20,636	27,967	43,454	49,938	49,365	23,489	
62 Owned by operator of multiple unit.....acres 1954...	203,323	1,025	15,382	16,494	25,066	42,490	38,422	52,460	11,984	
63 1950...	202,246	2,508	19,694	20,023	25,857	38,811	45,120	31,086	19,147	
64 Rented by operator of multiple										
65 unit.....acres 1954...	35,318	...	1,107	963	3,781	8,239	11,830	9,165	233	
66 1950...	35,741	3	933	613	2,110	4,643	4,818	18,279	4,342	
67 Subunits not included in multiple										
68 units.....operators reporting 1954...	406	2	71	72	83	79	57	35	7	
69 1950...	430	6	58	73	88	102	61	34	8	
70 number 1954...	1,329	6	149	217	226	259	161	227	84	
71 1950...	1,431	28	216	171	207	252	270	152	95	
72 Share tenants.....number 1954...	966	6	129	129	194	191	136	129	52	
73 1950...	1,126	27	137	124	168	226	228	131	85	
74 Other tenants, not croppers										
75 nor share tenants.....number 1954...	363	...	20	88	32	68	25	98	32	
76 1950...	305	1	79	47	39	66	42	21	10	
77 Land in subunits not included										
78 in multiple units.....acres 1954...	46,528	538	4,756	5,592	6,840	14,970	4,964	7,609	1,259	
79 1950...	40,408	654	5,605	4,523	5,731	8,061	8,074	4,891	2,869	

Economic Area Table 4.—MULTIPLE-UNIT OPERATIONS, BY ACRES OF CROPLAND HARVESTED: CENSUSES OF 1954 AND 1950—Continued

Item (For definitions and explanations, see text)		Area 4								
		Total	Acres of cropland harvested							
			None	Under 20 acres	20 to 29 acres	30 to 49 acres	50 to 99 acres	100 to 199 acres	200 to 499 acres	500 acres and over
1	Multiple-unit operations.....number	1954... 354	1	45	27	63	103	81	26	8
2		1950... 671	11	66	58	139	228	116	43	10
3	Subunits in multiple-unit operations.....total number	1954... 1,097	2	96	58	143	257	278	140	123
4		1950... 1,973	26	135	120	308	576	392	249	167
5	Home farms.....number	1954... 348	1	44	27	60	101	81	26	8
6		1950... 636	11	62	55	133	210	112	43	10
7	Cropper farms.....number	1954... 749	1	52	31	83	156	197	114	115
8		1950... 1,337	15	73	65	175	366	280	206	157
9	Land in multiple-unit operations...total acres	1954... 158,335	100	7,240	5,765	14,070	36,042	46,336	26,649	22,133
10		1950... 240,228	4,232	8,765	11,010	28,561	58,231	54,899	43,296	31,234
11	Home farms.....acres	1954... 137,475	2	6,242	5,192	12,070	29,880	40,488	23,283	20,318
12		1950... 201,617	3,815	7,103	9,463	23,601	47,423	44,193	37,634	28,385
13	Cropper farms.....acres	1954... 20,860	98	998	573	2,000	6,162	5,848	3,366	1,815
14		1950... 38,611	417	1,662	1,547	4,960	10,808	10,706	5,662	2,849
15	Cropland harvested.....total acres	1954... 36,344	...	531	656	2,411	7,292	11,189	7,568	6,697
16		1949... 61,258	...	721	1,411	5,535	16,219	15,879	12,629	8,864
17	Corn harvested for grain.....multiple units reporting	1954... 322	...	34	25	59	97	74	25	8
18		1949... 620	...	53	50	138	220	109	40	10
19	subunits reporting	1954... 716	...	45	37	92	183	205	93	61
20		1949... 1,336	...	63	66	217	419	290	160	121
21	acres	1954... 9,457	...	204	276	908	2,332	2,810	1,658	1,269
22		1949... 16,452	...	358	525	2,117	5,259	4,437	2,309	1,447
23	bushels	1954... 114,913	...	1,984	2,086	8,497	25,348	29,811	19,902	27,285
24		1949... 314,360	...	7,137	9,092	38,835	96,371	80,460	49,285	33,180
25	Cotton harvested.....multiple units reporting	1954... 334	...	32	26	62	100	80	26	8
26		1949... 603	...	30	49	133	226	114	41	10
27	subunits reporting	1954... 853	...	39	38	93	200	241	126	116
28		1949... 1,450	...	35	65	203	453	317	218	159
29	acres	1954... 15,306	...	224	302	1,094	3,289	4,936	3,451	2,010
30		1949... 28,758	...	207	624	2,539	8,247	7,230	5,731	4,180
31	bales	1954... 7,693	...	63	92	513	1,325	2,362	1,984	1,354
32		1949... 18,631	...	110	373	1,524	5,155	4,614	3,761	3,094
33	Rice harvested.....multiple units reporting	1954...
34		1949...
35	subunits reporting	1954...
36		1949...
37	acres	1954...
38		1949...
39	162-lb. bbl.	1954...
40		1949...
41	Peanuts harvested for picking or threshing.....multiple units reporting	1954... 21	...	4	5	5	5	2
42		1949... 39	...	4	1	7	19	6	2	...
43	subunits reporting	1954... 23	...	4	5	6	6	2
44		1949... 49	...	5	1	8	23	9	3	...
45	acres	1954... 32	...	6	6	9	6	5
46		1949... 92	...	5	3	9	31	40	4	...
47	pounds	1954... 6,023	...	2,268	250	1,210	1,045	1,250
48		1949... 21,757	...	2,600	600	1,080	6,752	9,325	1,400	...
49	Horses and/or mules....multiple units reporting	1954... 320	...	39	26	56	95	74	22	8
50		1950... 600	5	59	50	124	203	109	41	9
51	number	1954... 1,218	...	78	61	164	299	354	112	150
52		1950... 2,855	15	135	139	402	839	684	445	196
53	Landlord-tenant operations containing multiple units:									
54	All subunits including home farm.....number	1954... 1,236	2	113	61	170	287	301	159	143
55		1950... 2,369	33	159	145	355	696	471	285	225
56	Land in all subunits including home farm.....acres	1954... 161,841	100	7,658	5,780	14,794	36,965	47,220	27,126	22,198
57		1950... 258,901	4,463	10,039	12,235	31,033	64,771	58,708	43,447	34,205
58	Owned by operator of multiple unit.....acres	1954... 124,112	100	7,375	4,157	13,974	31,473	33,928	14,572	18,533
59		1950... 213,150	4,388	8,298	11,533	27,707	56,047	39,848	33,494	31,835
60	Rented by operator of multiple unit.....acres	1954... 37,729	...	283	1,623	820	5,492	13,292	12,554	3,665
61		1950... 45,751	75	1,741	702	3,326	8,724	18,860	9,953	2,370
62	Subunits not included in multiple units.....operators reporting	1954... 75	...	9	3	18	21	13	7	4
63		1950... 181	5	19	14	27	62	32	14	8
64	number	1954... 139	...	17	3	27	30	23	19	20
65		1950... 396	7	24	25	47	120	79	36	58
66	Share tenants.....number	1954... 58	...	7	1	11	10	15	8	6
67		1950... 232	4	13	13	28	78	44	19	33
68	Other tenants, not croppers nor share tenants.....number	1954... 81	...	10	2	16	20	8	11	14
69		1950... 164	3	11	12	19	42	35	17	25
70	Land in subunits not included in multiple units.....acres	1954... 3,506	...	418	15	724	923	884	477	65
		1950... 18,673	231	1,274	1,225	2,472	6,540	3,809	151	2,971

MULTIPLE-UNIT OPERATIONS

Economic Area Table 4.—MULTIPLE-UNIT OPERATIONS, BY ACRES OF CROPLAND HARVESTED: CENSUSES OF 1954 AND 1950—Continued

Item (For definitions and explanations, see text)	Area 5 and B								
	Total	Acres of cropland harvested							
		None	Under 20 acres	20 to 29 acres	30 to 49 acres	50 to 99 acres	100 to 199 acres	200 to 499 acres	500 acres and over
1 Multiple-unit operations.....number 1954...	317	2	112	45	64	57	23	10	4
2 1950...	470	12	135	68	104	95	42	11	3
3 Subunits in multiple-unit									
4 operations.....total number 1954...	793	4	235	98	149	149	79	61	18
5 1950...	1,208	33	283	156	240	261	173	47	15
6 Home farms.....number 1954...	314	2	110	45	64	56	23	10	4
7 1950...	459	11	133	67	102	92	40	11	3
8 Cropper farms.....number 1954...	479	2	125	53	85	93	56	51	14
9 1950...	749	22	150	89	138	169	133	36	12
10 Land in multiple-unit operations...total acres 1954...	115,444	170	11,205	8,076	13,709	27,343	24,349	16,513	14,079
11 1950...	182,093	6,594	22,681	19,034	23,122	39,564	42,648	13,489	14,961
12 Home farms.....acres 1954...	106,288	153	9,827	7,354	11,975	25,145	22,474	15,503	13,857
13 1950...	160,197	793	21,023	16,564	19,948	35,537	39,261	12,405	14,706
14 Cropper farms.....acres 1954...	9,156	17	1,378	722	1,734	2,198	1,875	1,010	222
15 1950...	21,896	5,841	1,658	2,470	3,174	4,027	3,387	1,084	255
16 Cropland harvested.....total acres 1954...	17,325	...	1,214	1,081	2,432	3,966	3,296	2,718	2,618
17 1949...	25,934	...	1,366	1,629	4,005	6,446	6,011	3,072	3,405
18 Corn harvested for									
19 grain.....multiple units reporting 1954...	280	...	87	43	59	54	23	10	4
20 1949...	404	...	95	67	97	93	39	10	3
21 subunits reporting 1954...	542	...	115	75	112	114	60	49	17
22 1949...	773	...	117	97	174	206	127	39	13
23 acres 1954...	6,762	...	598	615	1,263	1,918	1,232	595	541
24 1949...	8,920	...	564	836	1,965	2,959	1,856	613	127
25 bushels 1954...	184,424	...	14,768	15,187	32,179	52,889	34,113	17,178	18,110
26 1949...	162,986	...	13,771	16,328	35,215	54,935	32,372	8,053	2,112
27 Cotton harvested.....multiple units reporting 1954...	216	...	52	36	47	49	18	10	4
28 1949...	286	...	33	42	82	82	37	7	3
29 subunits reporting 1954...	401	...	59	51	74	100	50	53	14
30 1949...	530	...	38	56	127	163	103	28	15
31 acres 1954...	2,766	...	198	225	458	786	422	428	249
32 1949...	4,359	...	141	289	888	1,571	1,042	337	91
33 bales 1954...	2,255	...	130	154	373	664	382	348	204
34 1949...	2,144	...	78	158	429	784	498	159	38
35 Rice harvested.....multiple units reporting 1954...
36 1949...
37 subunits reporting 1954...
38 1949...
39 acres 1954...
40 1949...
41 162-lb. bbl. 1954...
42 1949...
43 Peanuts harvested for picking or									
44 threshing.....multiple units reporting 1954...	11	...	2	...	2	3	2	2	...
45 1949...	3	...	1	...	1	1
46 subunits reporting 1954...	17	...	2	...	3	4	3	5	...
47 1949...	3	...	1	...	1	1
48 acres 1954...	4	...	2	...	(2)	1	(2)	...	1
49 1949...	3	...	1	...	1
50 pounds 1954...	3,960	...	1,700	...	120	1,715	240	185	...
51 1949...	550	...	150	250	150
52 Horses and/or mules....multiple units reporting 1954...	288	1	101	39	59	53	21	10	4
53 1950...	420	10	106	62	97	91	40	11	3
54 number 1954...	1,210	1	203	107	171	257	187	156	128
55 1950...	1,830	23	224	173	330	492	338	133	117
56 Landlord-tenant operations containing multiple units:									
57 All subunits including home farm.....number 1954...	1,013	5	263	128	181	197	105	91	43
58 1950...	1,653	34	380	200	293	371	275	53	47
59 Land in all subunits including									
60 home farm.....acres 1954...	125,208	228	14,795	8,862	14,664	28,583	26,314	17,087	14,675
61 1950...	201,274	6,619	28,501	20,368	24,394	42,275	48,835	13,582	16,700
62 Owned by operator of multiple unit..acres 1954...	104,979	213	13,675	8,526	12,887	24,860	16,548	14,600	13,670
63 1950...	175,279	6,303	27,909	17,940	23,636	34,579	36,218	11,994	16,700
64 Rented by operator of multiple									
65 unit.....acres 1954...	20,229	15	1,120	336	1,777	3,723	9,766	2,487	1,005
66 1950...	25,995	316	592	2,428	758	7,696	12,617	1,588	...
67 Subunits not included in multiple									
68 units.....operators reporting 1954...	83	1	21	8	17	18	10	5	3
69 1950...	148	1	35	14	28	33	29	5	3
70 number 1954...	220	1	28	30	32	48	26	30	25
71 1950...	445	1	97	44	53	110	102	6	32
72 Share tenants.....number 1954...	85	...	6	6	21	17	14	18	3
73 1950...	192	...	35	27	25	60	32	1	12
74 Other tenants, not croppers									
75 nor share tenants.....number 1954...	135	1	22	24	11	31	12	12	22
76 1950...	253	1	62	17	28	50	70	5	20
77 Land in subunits not included									
78 in multiple units.....acres 1954...	9,764	58	3,590	786	955	1,240	1,965	574	596
79 1950...	19,181	25	5,820	1,334	1,272	2,711	6,187	93	1,739

Z Reported in small fractions.

Economic Area Table 4.—MULTIPLE-UNIT OPERATIONS, BY ACRES OF CROPLAND HARVESTED: CENSUSES OF 1954 AND 1950—Continued

Item (For definitions and explanations, see text)	Area 6								
	Total	Acres of cropland harvested							
		None	Under 20 acres	20 to 29 acres	30 to 49 acres	50 to 99 acres	100 to 199 acres	200 to 499 acres	500 acres and over
1 Multiple-unit operations.....number 1954...	77	1	5	9	13	23	13	9	4
2 1950...	114	4	20	13	16	27	16	15	3
3 Subunits in multiple-unit operations.....total number 1954...	196	2	12	18	26	54	39	28	17
4 1950...	297	8	41	26	34	61	58	55	14
5 Home farms.....number 1954...	72	1	3	9	11	22	13	9	4
6 1950...	105	4	19	13	15	23	16	12	3
7 Cropper farms.....number 1954...	124	1	9	9	15	32	26	19	13
8 1950...	192	4	22	13	19	38	42	43	11
9 Land in multiple-unit operations...total acres 1954...	20,589	1,180	128	457	1,111	4,718	3,162	3,086	6,747
10 1950...	50,628	75	1,155	825	2,398	10,024	6,095	24,121	5,935
11 Home farms.....acres 1954...	14,565	1,170	39	226	497	1,614	2,361	2,500	6,158
12 1950...	42,118	47	785	560	1,905	8,413	4,684	20,782	4,942
13 Cropper farms.....acres 1954...	6,024	10	89	231	614	3,104	801	586	589
14 1950...	8,510	28	370	265	493	1,611	1,411	3,339	993
15 Cropland harvested.....total acres 1954...	10,727	...	44	225	478	1,595	2,015	2,271	4,099
16 1949...	13,017	...	244	318	592	1,850	2,294	4,731	2,988
17 Corn harvested for grain.....multiple units reporting 1954...	70	...	3	8	12	22	12	9	4
18 1949...	97	...	18	13	13	22	15	13	3
19 subunits reporting 1954...	128	...	6	9	20	36	28	18	11
20 1949...	186	...	20	17	17	37	43	41	11
21 acres 1954...	2,039	...	15	97	194	472	407	392	462
22 1949...	2,564	...	135	180	164	483	585	847	170
23 bushels 1954...	37,675	...	320	1,715	3,781	6,320	9,175	9,629	6,735
24 1949...	40,497	...	2,033	2,249	2,021	7,482	10,187	15,067	1,458
25 Cotton harvested.....multiple units reporting 1954...	47	...	2	6	8	18	6	4	3
26 1949...	61	...	4	9	13	18	13	3	1
27 subunits reporting 1954...	89	...	2	6	11	31	17	10	12
28 1949...	119	...	4	8	19	29	38	18	3
29 acres 1954...	721	...	10	31	75	210	162	45	188
30 1949...	1,200	...	21	56	111	263	312	414	23
31 bales 1954...	567	...	8	29	74	125	133	38	160
32 1949...	775	...	14	41	55	151	196	270	48
33 Rice harvested.....multiple units reporting 1954...	1	1	...
34 1949...	3	1
35 subunits reporting 1954...	1	1	...
36 1949...	4	1	2
37 acres 1954...	400	400	...
38 1949...	243	23	70	150
39 162-lb. bbl. 1954...	8,000	8,000	...
40 1949...	2,277	340	337	1,600
41 Peanuts harvested for picking or threshing.....multiple units reporting 1954...
42 1949...
43 subunits reporting 1954...
44 1949...
45 acres 1954...
46 1949...
47 pounds 1954...
48 1949...
49 Horses and/or mules....multiple units reporting 1954...	69	1	3	7	11	21	13	9	4
50 1950...	90	1	13	9	14	24	15	12	2
51 number 1954...	322	2	10	19	34	95	69	38	55
52 1950...	654	4	32	29	70	206	138	152	73
53 Landlord-tenant operations containing multiple units: All subunits including home farm.....number 1954...	249	2	15	26	34	60	49	35	28
54 1950...	434	9	52	35	45	87	67	112	27
55 Land in all subunits including home farm.....acres 1954...	23,055	1,180	162	893	1,357	5,075	3,454	3,434	7,500
56 1950...	56,609	95	1,254	954	2,908	11,413	6,253	26,687	7,045
57 Owned by operator of multiple unit.....acres 1954...	16,712	...	162	878	1,301	4,557	3,035	2,029	4,750
58 1950...	45,830	95	1,251	673	2,671	11,126	5,371	18,518	6,125
59 Rented by operator of multiple unit.....acres 1954...	6,343	1,180	...	15	56	518	419	1,405	2,750
60 1950...	10,779	...	3	281	237	287	882	8,169	920
61 Subunits not included in multiple units.....operators reporting 1954...	26	...	2	2	5	5	5	3	4
62 1950...	44	1	8	4	5	9	5	9	3
63 number 1954...	53	...	3	8	8	6	10	7	11
64 1950...	137	1	11	9	11	26	9	57	13
65 Share tenants.....number 1954...	38	...	1	7	6	3	5	5	11
66 1950...	86	1	2	5	8	19	4	35	12
67 Other tenants, not croppers nor share tenants.....number 1954...	15	...	2	1	2	3	5	2	...
68 1950...	51	...	9	4	3	7	5	22	1
69 Land in subunits not included in multiple units.....acres 1954...	2,466	...	34	436	246	357	292	348	753
70 1950...	5,981	20	99	129	510	1,389	158	2,566	1,110

MULTIPLE-UNIT OPERATIONS

Economic Area Table 4.—MULTIPLE-UNIT OPERATIONS, BY ACRES OF CROPLAND HARVESTED: CENSUSES OF 1954 AND 1950—Continued

Item (For definitions and explanations, see text)	Area 7								
	Total	Acres of cropland harvested							
		None	Under 20 acres	20 to 29 acres	30 to 49 acres	50 to 99 acres	100 to 199 acres	200 to 499 acres	500 acres and over
1 Multiple-unit operations.....number 1954...	173	...	26	17	28	35	27	33	7
2 1950...	287	9	42	33	43	75	43	33	9
3 Subunits in multiple-unit operations.....total number 1954...	412	...	54	39	60	84	80	78	17
4 1950...	723	18	88	68	99	180	120	116	34
5 Home farms.....number 1954...	168	...	26	16	27	34	26	32	7
6 1950...	260	8	39	32	36	65	39	32	9
7 Cropper farms.....number 1954...	244	...	28	23	33	50	54	46	10
8 1950...	463	10	49	36	63	115	81	84	25
9 Land in multiple-unit operations...total acres 1954...	66,298	...	4,560	1,421	5,935	7,555	10,329	25,390	11,108
10 1950...	93,822	816	5,740	12,459	12,583	11,851	15,126	23,431	11,816
11 Home farms.....acres 1954...	57,079	...	4,281	984	5,019	5,545	8,001	22,806	10,443
12 1950...	74,369	586	5,075	11,483	9,448	7,936	11,365	19,480	8,996
13 Cropper farms.....acres 1954...	9,219	...	279	437	916	2,020	2,328	2,584	665
14 1950...	19,453	230	665	976	3,135	3,915	3,761	3,951	2,820
15 Cropland harvested.....total acres 1954...	22,906	...	283	423	1,076	2,480	4,202	9,768	4,674
16 1949...	30,628	...	509	774	1,699	5,356	6,149	9,841	6,300
17 Corn harvested for grain.....multiple units reporting 1954...	82	...	13	10	20	22	9	7	1
18 1949...	131	...	21	18	21	45	14	11	1
19 subunits reporting 1954...	122	...	15	12	28	40	15	11	1
20 1949...	226	...	26	23	31	86	28	30	2
21 acres 1954...	1,118	...	77	87	197	451	193	110	3
22 1949...	2,086	...	116	209	253	798	381	295	34
23 bushels 1954...	25,184	...	2,045	1,151	3,818	8,806	6,258	3,046	60
24 1949...	28,821	...	1,745	1,998	4,731	9,881	5,971	3,665	830
25 Cotton harvested.....multiple units reporting 1954...	108	...	16	14	22	22	14	17	3
26 1949...	203	...	31	25	36	56	28	22	5
27 subunits reporting 1954...	170	...	17	21	34	40	24	28	6
28 1949...	375	...	39	35	58	109	59	59	16
29 acres 1954...	1,590	...	106	185	327	409	228	255	80
30 1949...	3,662	...	267	301	605	1,149	574	670	96
31 bales 1954...	1,549	...	105	191	314	431	208	223	77
32 1949...	2,399	...	186	171	418	721	403	444	56
33 Rice harvested.....multiple units reporting 1954...	88	...	3	...	8	14	24	32	7
34 1949...	135	...	3	7	19	37	34	28	7
35 subunits reporting 1954...	128	...	3	...	8	16	42	50	9
36 1949...	171	...	3	8	23	48	41	36	12
37 acres 1954...	15,475	...	26	...	243	898	2,988	8,297	3,023
38 1949...	19,025	...	35	151	601	2,340	3,969	7,042	4,887
39 162-lb. bbl. 1954...	278,348	...	464	...	4,583	15,354	54,749	135,441	67,757
40 1949...	253,519	...	374	2,049	9,347	28,055	46,134	117,144	50,416
41 Peanuts harvested for picking or threshing.....multiple units reporting 1954...
42 1949...
43 subunits reporting 1954...
44 1949...
45 acres 1954...
46 1949...
47 pounds 1954...
48 1949...
49 Horses and/or mules....multiple units reporting 1954...	157	...	21	15	24	33	25	32	7
50 1950...	244	5	34	29	39	64	38	29	6
51 number 1954...	777	...	68	52	135	190	118	177	37
52 1950...	1,692	53	137	226	212	405	307	269	83
53 Landlord-tenant operations containing multiple units:									
54 All subunits including home farm.....number 1954...	612	...	84	64	95	116	113	119	21
55 1950...	1,136	28	122	99	223	269	180	164	51
56 Land in all subunits including home farm.....acres 1954...	86,676	...	5,845	2,683	8,545	8,790	13,471	34,463	12,879
57 1950...	120,549	1,163	7,989	14,358	17,557	16,130	20,701	28,983	13,668
58 Owned by operator of multiple unit..acres 1954...	52,238	...	5,292	2,582	8,073	6,811	11,778	12,136	5,566
59 1950...	97,381	863	7,689	12,605	17,177	13,860	15,585	20,562	9,040
60 Rented by operator of multiple unit.....acres 1954...	34,438	...	553	101	472	1,979	1,693	22,327	7,313
61 1950...	23,168	300	300	1,753	380	2,270	5,116	8,421	4,628
62 Subunits not included in multiple units.....operators reporting 1954...	80	...	15	8	14	11	13	17	2
63 1950...	132	2	18	15	23	26	20	21	7
64 number 1954...	200	...	30	25	35	32	33	41	4
65 1950...	413	10	34	31	124	89	60	48	17
66 Share tenants.....number 1954...	162	...	24	23	32	28	21	31	3
67 1950...	351	5	26	22	116	83	53	29	17
68 Other tenants, not croppers nor share tenants.....number 1954...	38	...	6	2	3	4	12	10	1
69 1950...	62	5	8	9	8	6	7	19	...
70 Land in subunits not included in multiple units.....acres 1954...	20,378	...	1,285	1,262	2,610	1,235	3,142	9,073	1,771
1950...	26,727	347	2,249	1,899	4,974	4,279	5,575	5,552	1,852

Economic Area Table 4.—MULTIPLE-UNIT OPERATIONS, BY ACRES OF CROPLAND HARVESTED: CENSUSES OF 1954 AND 1950—Continued

Item (For definitions and explanations, see text)	Area 8								
	Total	Acres of cropland harvested							
		None	Under 20 acres	20 to 29 acres	30 to 49 acres	50 to 99 acres	100 to 199 acres	200 to 499 acres	500 acres and over
1 Multiple-unit operations.....number 1954...	79	...	21	11	12	14	9	10	2
2 1950...	163	3	22	27	40	34	20	15	2
3 Subunits in multiple-unit operations.....total number 1954...	244	...	48	31	33	35	33	57	7
4 1950...	506	6	44	60	91	87	86	95	37
5 Home farms.....number 1954...	74	...	19	9	11	14	9	10	2
6 1950...	159	2	22	27	38	33	20	15	2
7 Cropper farms.....number 1954...	170	...	29	22	22	21	24	47	5
8 1950...	347	4	22	33	53	54	66	80	35
9 Land in multiple-unit operations....total acres 1954...	49,492	...	4,761	3,339	6,204	5,909	11,831	11,866	5,582
10 1950...	92,797	3,447	6,536	5,647	12,769	12,016	19,491	29,593	3,298
11 Home farms.....acres 1954...	45,762	...	4,147	3,050	5,555	5,406	11,016	11,081	5,507
12 1950...	82,414	1,632	5,829	5,070	11,631	10,206	18,110	27,395	2,541
13 Cropper farms.....acres 1954...	3,730	...	614	289	649	503	815	785	75
14 1950...	10,383	1,815	707	577	1,138	1,810	1,381	2,198	757
15 Cropland harvested.....total acres 1954...	7,713	...	253	267	444	979	1,312	2,991	1,467
16 1949...	13,882	...	283	654	1,562	2,288	2,819	4,179	2,097
17 Corn harvested for grain.....multiple units reporting 1954...	61	...	14	9	10	10	8	8	2
18 1949...	143	...	17	24	36	31	19	14	2
19 subunits reporting 1954...	116	...	24	12	13	20	21	24	2
20 1949...	302	...	18	36	64	58	55	55	16
21 acres 1954...	1,222	...	79	69	91	202	206	375	200
22 1949...	3,013	...	83	194	469	623	576	768	300
23 bushels 1954...	10,798	...	780	690	801	1,422	1,625	3,680	1,800
24 1949...	51,111	...	1,288	3,693	8,771	9,862	8,780	15,347	3,370
25 Cotton harvested.....multiple units reporting 1954...	69	...	13	11	11	14	9	9	2
26 1949...	148	...	14	27	39	31	20	15	2
27 subunits reporting 1954...	166	...	17	21	17	26	30	49	6
28 1949...	387	...	15	40	70	67	73	86	36
29 acres 1954...	3,282	...	104	170	208	470	561	1,350	419
30 1949...	6,235	...	123	336	824	1,141	1,268	1,871	672
31 bales 1954...	1,202	...	28	56	54	173	185	616	90
32 1949...	4,005	...	89	217	567	672	968	1,103	389
33 Rice harvested.....multiple units reporting 1954...
34 1949...
35 subunits reporting 1954...
36 1949...
37 acres 1954...
38 1949...
39 162-lb. bbl. 1954...
40 1949...
41 Peanuts harvested for picking or threshing.....multiple units reporting 1954...	8	...	1	1	3	2	...	1	...
42 1949...	17	...	4	2	6	2	1	2	...
43 subunits reporting 1954...	8	...	1	1	3	2	...	1	...
44 1949...	21	...	4	2	7	2	1	5	...
45 acres 1954...	9	...	1	1	4	2	...	1	...
46 1949...	29	...	3	2	10	3	4	7	...
47 pounds 1954...	1,650	...	100	50	700	700	...	100	...
48 1949...	4,645	...	1,030	725	1,575	175	800	340	...
49 Horses and/or mules....multiple units reporting 1954...	77	...	21	10	12	13	9	10	2
50 1950...	146	2	18	26	37	31	17	14	1
51 number 1954...	449	...	68	26	59	78	90	117	11
52 1950...	822	12	58	83	167	152	163	162	25
53 Landlord-tenant operations containing multiple units:									
54 All subunits including home farm.....number 1954...	304	...	64	37	48	46	38	62	9
55 1950...	658	8	60	66	113	118	127	129	37
56 Land in all subunits including home farm.....acres 1954...	52,969	...	5,362	4,018	7,966	6,140	11,896	12,000	5,587
57 1950...	99,045	3,902	6,885	5,723	14,673	12,774	20,452	31,338	3,298
58 Owned by operator of multiple unit..acres 1954...	36,561	...	3,788	2,778	5,340	4,125	8,797	8,946	2,787
59 1950...	76,962	3,902	5,261	5,470	11,381	10,426	13,565	27,795	1,162
60 Rented by operator of multiple unit.....acres 1954...	16,408	...	1,574	1,240	2,626	2,015	3,099	3,054	2,800
61 1950...	22,083	...	1,624	253	3,292	2,348	8,887	3,543	2,136
62 Subunits not included in multiple units.....operators reporting 1954...	29	...	9	4	5	5	2	2	2
63 1950...	59	1	7	6	10	14	12	9	...
64 number 1954...	60	...	16	6	15	11	5	5	2
65 1950...	152	2	16	6	22	31	41	34	...
66 Share tenants.....number 1954...	39	...	8	4	7	10	5	4	1
67 1950...	112	...	10	4	14	23	32	29	...
68 Other tenants, not croppers nor share tenants.....number 1954...	21	...	8	2	8	1	...	1	1
69 1950...	40	2	6	2	8	8	9	5	...
70 Land in subunits not included in multiple units.....acres 1954...	3,477	...	601	679	1,762	231	65	134	5
71 1950...	6,248	455	349	76	1,904	758	961	1,745	...

MULTIPLE-UNIT OPERATIONS

Economic Area Table 5.—MULTIPLE-UNIT OPERATIONS, BY NUMBER OF SUBUNITS: CENSUSES OF 1954 AND 1950

Item (For definitions and explanations, see text)	The State						
	Total	Number of subunits					
		2	3	4	5 to 9	10 to 19	20 and over
1 Multiple-unit operations.....number 1954...	4,485	2,396	822	394	627	177	69
2 1950...	5,244	2,823	897	498	684	240	102
3 Subunits in multiple-unit operations.....total number 1954...	17,034	4,792	2,466	1,576	3,871	2,286	2,043
4 1950...	21,118	5,646	2,691	1,992	4,320	3,147	3,322
5 Home farms.....number 1954...	4,350	2,319	797	380	614	172	68
6 1950...	4,920	2,644	838	460	648	231	99
7 Cropper farms.....number 1954...	12,684	2,473	1,669	1,196	3,257	2,114	1,975
8 1950...	16,198	3,002	1,853	1,532	3,672	2,916	3,223
9 Land in multiple-unit operations....total acres 1954...	2,080,669	526,660	266,595	195,026	482,949	311,515	297,924
10 1950...	2,289,204	615,469	245,446	233,612	449,928	389,037	355,712
11 Home farms.....acres 1954...	1,841,583	463,743	230,644	170,984	423,539	280,621	272,052
12 1950...	1,948,749	530,944	201,091	197,392	377,480	334,414	307,428
13 Cropper farms.....acres 1954...	239,086	62,917	35,951	24,042	59,410	30,894	25,872
14 1950...	340,455	84,525	44,355	36,220	72,448	54,623	48,284
15 Cropland harvested.....total acres 1954...	640,591	155,876	90,821	63,200	160,424	96,191	74,079
16 1949...	686,786	164,547	83,598	65,514	152,991	117,316	102,820
17 Corn harvested for grain.....multiple units reporting 1954...	3,720	1,924	705	338	533	154	66
18 1949...	4,328	2,233	778	427	590	209	91
19 subunits reporting 1954...	8,378	2,739	1,438	871	1,838	849	643
20 1949...	11,154	3,242	1,656	1,117	2,214	1,446	1,479
21 acres 1954...	113,176	32,289	18,100	11,314	26,856	12,936	11,681
22 1949...	128,960	36,884	18,196	13,440	26,350	18,482	15,608
23 bushels 1954...	2,330,112	573,513	374,423	202,352	524,148	316,437	339,239
24 1949...	2,688,416	710,209	339,635	267,073	527,870	427,663	415,966
25 Cotton harvested.....multiple units reporting 1954...	4,200	2,146	803	387	619	176	69
26 1949...	4,692	2,351	850	478	675	236	102
27 subunits reporting 1954...	14,293	3,274	1,991	1,334	3,518	2,187	1,989
28 1949...	17,074	3,599	2,053	1,598	3,747	2,898	3,179
29 acres 1954...	246,471	51,973	34,772	24,863	64,133	39,224	31,506
30 1949...	329,916	61,189	38,330	31,662	76,639	60,447	61,649
31 bales 1954...	201,805	41,545	27,972	19,277	51,939	34,046	27,026
32 1949...	240,436	40,581	25,393	22,466	58,382	45,071	48,543
33 Rice harvested.....multiple units reporting 1954...	188	144	24	8	12
34 1949...	219	167	26	19	5	2	...
35 subunits reporting 1954...	238	170	35	11	22
36 1949...	277	200	32	22	9	14	...
37 acres 1954...	28,731	18,883	5,633	2,264	1,951
38 1949...	27,505	17,692	3,004	3,088	2,316	1,405	...
39 162-lb. bbl. 1954...	464,729	315,193	92,848	30,504	26,184
40 1949...	351,066	224,330	31,039	46,405	29,840	19,452	...
41 Peanuts harvested for picking or threshing.....multiple units reporting 1954...	44	31	8	1	3	1	...
42 1949...	62	41	13	4	2	1	1
43 subunits reporting 1954...	52	32	11	1	6	2	...
44 1949...	76	49	14	6	5	1	1
45 acres 1954...	51	42	6	1	2	(2)	...
46 1949...	127	57	22	36	9	2	1
47 pounds 1954...	13,183	9,878	1,780	1,000	460	65	...
48 1949...	27,602	13,495	5,292	7,475	1,100	40	200
49 Horses and/or mules....multiple units reporting 1954...	3,614	1,884	653	312	543	160	62
50 1950...	4,473	2,348	777	436	601	217	94
51 number 1954...	16,930	5,895	2,430	1,542	3,614	2,255	1,194
52 1950...	28,018	9,192	3,965	2,831	5,018	3,535	3,477
53 Landlord-tenant operations containing multiple units: All subunits including home farm.....number 1954...	21,474	6,401	3,116	1,947	4,825	2,834	2,351
54 1950...	27,967	7,918	3,605	2,755	5,646	3,903	4,140
55 Land in all subunits including home farm.....acres 1954...	2,259,090	591,588	291,507	210,602	526,073	329,609	309,711
56 1950...	2,533,834	715,685	281,019	253,683	492,586	414,410	376,451
57 Owned by operator of multiple unit.....acres 1954...	1,706,917	441,317	216,973	153,985	366,766	264,479	263,397
58 1950...	1,976,876	567,824	223,410	182,574	371,585	324,321	307,162
59 Rented by operator of multiple unit.....acres 1954...	552,173	150,271	74,534	56,617	159,307	65,130	46,314
60 1950...	556,958	147,861	57,609	71,109	121,001	90,089	69,289
61 Subunits not included in multiple units.....operators reporting 1954...	1,414	684	239	126	234	94	37
62 1950...	1,971	934	324	218	304	117	74
63 number 1954...	4,440	1,609	650	371	954	548	308
64 1950...	6,849	2,272	914	763	1,326	756	818
65 Share tenants.....number 1954...	3,044	1,118	425	261	631	413	196
66 1950...	5,033	1,558	675	575	1,047	606	572
67 Other tenants, not croppers nor share tenants.....number 1954...	1,396	491	225	110	323	135	112
68 1950...	1,816	714	239	188	279	150	246
69 Land in subunits not included in multiple units.....acres 1954...	178,421	64,928	24,912	15,576	43,124	18,094	11,787
70 1950...	244,630	100,216	35,573	20,071	42,658	25,373	20,739

Z Reported in small fractions.

Economic Area Table 5.—MULTIPLE-UNIT OPERATIONS, BY NUMBER OF SUBUNITS: CENSUSES OF 1954 AND 1950—Continued

Item (For definitions and explanations, see text)		Areas 1 and A						
		Total	Number of subunits					
			2	3	4	5 to 9	10 to 19	20 and over
1	Multiple-unit operations.....number 1954...	590	201	117	70	133	42	27
2	1950...	645	218	117	64	137	69	40
3	Subunits in multiple-unit operations.....total number 1954...	3,307	402	351	280	854	561	859
4	1950...	4,358	436	351	256	895	929	1,491
5	Home farms.....number 1954...	575	195	113	68	130	42	27
6	1950...	597	195	107	59	128	68	40
7	Cropper farms.....number 1954...	2,732	207	238	212	724	519	832
8	1950...	3,761	241	244	197	767	861	1,451
9	Land in multiple-unit operations.....total acres 1954...	377,050	59,315	38,333	36,086	104,015	53,800	85,501
10	1950...	400,227	52,726	30,221	31,199	91,289	87,154	107,638
11	Home farms.....acres 1954...	336,479	54,816	34,535	32,814	93,273	46,653	74,388
12	1950...	337,390	46,940	25,218	28,056	79,133	73,510	84,533
13	Cropper farms.....acres 1954...	40,571	4,499	3,798	3,272	10,742	7,147	11,113
14	1950...	62,837	5,786	5,003	3,143	12,156	13,644	23,105
15	Cropland harvested.....total acres 1954...	134,970	17,837	14,959	13,541	38,194	23,393	27,046
16	1949...	151,450	16,072	12,922	8,439	36,429	35,058	42,530
17	Corn harvested for grain.....multiple units reporting 1954...	497	163	101	55	117	35	26
18	1949...	523	173	94	53	110	58	35
19	subunits reporting 1954...	1,345	214	187	138	369	159	278
20	1949...	2,102	258	201	124	402	404	713
21	acres 1954...	21,840	3,092	2,934	2,382	6,446	2,857	4,129
22	1949...	19,128	3,127	2,011	1,378	3,633	3,767	5,212
23	bushels 1954...	544,597	71,503	82,970	53,557	160,925	79,638	96,004
24	1949...	481,582	62,293	46,579	33,697	98,488	97,130	143,395
25	Cotton harvested.....multiple units reporting 1954...	581	194	115	70	133	42	27
26	1949...	627	204	115	62	137	69	40
27	subunits reporting 1954...	3,087	313	303	259	810	556	846
28	1949...	4,032	335	304	217	839	879	1,458
29	acres 1954...	67,118	8,114	7,323	6,292	18,527	12,819	14,043
30	1949...	95,238	8,656	7,355	4,430	23,029	23,235	28,533
31	bales 1954...	54,295	7,374	6,476	5,169	15,038	10,230	10,008
32	1949...	79,661	6,279	5,561	3,264	19,733	19,296	25,528
33	Rice harvested.....multiple units reporting 1954...	2	1	1
34	1949...
35	subunits reporting 1954...	2	1	1
36	1949...
37	acres 1954...	270	95	175
38	1949...
39	162-lb. bbl. 1954...	3,440	940	2,500
40	1949...
41	Peanuts harvested for picking or threshing.....multiple units reporting 1954...	2	1	1
42	1949...	3	2	1
43	subunits reporting 1954...	2	1	1
44	1949...	3	2	1
45	acres 1954...	4	2	2
46	1949...	3	2	1
47	pounds 1954...	400	200	200
48	1949...	650	450	200
49	Horses and/or mules.....multiple units reporting 1954...	442	143	79	52	109	37	22
50	1950...	545	173	96	54	121	64	37
51	number 1954...	2,186	403	255	206	582	314	426
52	1950...	3,910	684	411	277	713	679	1,146
53	Landlord-tenant operations containing multiple units:							
54	All subunits including home farm.....number 1954...	3,687	525	393	301	911	604	953
55	1950...	4,942	554	401	308	986	967	1,726
56	Land in all subunits including home farm.....acres 1954...	395,990	63,113	39,717	38,270	110,197	56,007	88,686
57	1950...	414,302	57,428	31,273	32,854	94,235	87,451	111,061
58	Owned by operator of multiple unit.....acres 1954...	292,807	48,597	28,485	24,998	79,166	38,556	73,005
59	1950...	296,745	39,944	25,203	22,392	74,105	63,137	71,964
60	Rented by operator of multiple unit.....acres 1954...	103,183	14,516	11,232	13,272	31,031	17,451	15,681
61	1950...	117,557	17,484	6,070	10,462	20,130	24,314	39,097
62	Subunits not included in multiple units.....operators reporting 1954...	136	52	17	14	29	10	14
63	1950...	186	54	29	24	35	17	27
64	number 1954...	380	123	42	21	57	43	94
65	1950...	584	118	50	52	91	38	235
66	Share tenants.....number 1954...	257	86	29	9	34	22	77
67	1950...	415	71	29	39	66	27	183
68	Other tenants, not croppers nor share tenants.....number 1954...	123	37	13	12	23	21	17
69	1950...	169	47	21	13	25	11	52
70	Land in subunits not included in multiple units.....acres 1954...	18,940	3,798	1,384	2,184	6,182	2,207	3,185
	1950...	14,075	4,702	1,052	1,655	2,946	297	3,423

MULTIPLE-UNIT OPERATIONS

Economic Area Table 5.—MULTIPLE-UNIT OPERATIONS, BY NUMBER OF SUBUNITS: CENSUSES OF 1954 AND 1950—Continued

Item (For definitions and explanations, see text)		Area 2						
		Total	Number of subunits					
			2	3	4	5 to 9	10 to 19	20 and over
1	Multiple-unit operations.....number 1954...	1,932	887	356	204	331	115	39
2	1950...	1,941	834	332	227	349	143	56
3	Subunits in multiple-unit operations.....total number 1954...	8,301	1,774	1,068	816	2,043	1,491	1,109
4	1950...	9,340	1,668	996	908	2,224	1,874	1,670
5	Home farms.....number 1954...	1,854	843	344	196	322	111	38
6	1950...	1,815	776	307	211	332	136	53
7	Cropper farms.....number 1954...	6,447	931	724	620	1,721	1,380	1,071
8	1950...	7,525	892	689	697	1,892	1,738	1,617
9	Land in multiple-unit operations.....total acres 1954...	1,101,348	183,143	124,271	100,202	266,386	228,534	198,812
10	1950...	1,031,830	163,228	93,895	89,471	211,901	246,942	226,393
11	Home farms.....acres 1954...	988,617	161,192	109,569	87,962	236,557	208,703	184,634
12	1950...	894,642	142,345	77,675	74,888	177,547	218,706	203,481
13	Cropper farms.....acres 1954...	112,731	21,951	14,702	12,240	29,829	19,831	14,178
14	1950...	137,188	20,883	16,220	14,583	34,334	28,236	22,912
15	Cropland harvested.....total acres 1954...	341,696	62,722	45,392	34,263	89,984	65,776	43,559
16	1949...	320,939	54,935	34,536	31,316	75,691	69,626	54,835
17	Corn harvested for grain.....multiple units reporting 1954...	1,581	715	289	172	268	100	37
18	1949...	1,612	664	286	192	294	126	50
19	subunits reporting 1954...	3,718	1,049	560	404	842	526	337
20	1949...	4,531	981	605	458	1,012	814	661
21	acres 1954...	52,004	12,865	7,418	4,975	12,025	7,728	6,993
22	1949...	58,950	11,639	7,049	5,589	13,055	12,001	9,617
23	bushels 1954...	984,284	179,642	143,346	70,054	185,182	173,715	232,345
24	1949...	1,240,482	230,078	131,660	103,733	249,960	272,193	252,858
25	Cotton harvested.....multiple units reporting 1954...	1,915	873	354	204	330	115	39
26	1949...	1,887	791	326	223	348	143	56
27	subunits reporting 1954...	7,564	1,482	941	721	1,924	1,427	1,069
28	1949...	8,290	1,348	874	792	1,964	1,746	1,566
29	acres 1954...	137,804	28,318	19,511	13,889	35,599	24,090	16,397
30	1949...	172,535	29,635	19,569	18,647	40,524	33,354	30,806
31	bales 1954...	113,933	21,293	15,180	10,433	28,715	22,105	16,207
32	1949...	120,696	19,926	12,520	13,779	29,832	22,973	21,666
33	Rice harvested.....multiple units reporting 1954...	4	...	1	2	1
34	1949...
35	subunits reporting 1954...	4	...	1	2	1
36	1949...
37	acres 1954...	1,414	...	180	1,184	50
38	1949...
39	162-lb. bbl. 1954...	19,910	...	5,000	14,777	133
40	1949...
41	Peanuts harvested for picking or threshing.....multiple units reporting 1954...	1	1
42	1949...
43	subunits reporting 1954...	1	1
44	1949...
45	acres 1954...	1	1
46	1949...
47	pounds 1954...	150	150
48	1949...
49	Horses and/or mules....multiple units reporting 1954...	1,442	594	260	154	292	105	37
50	1950...	1,593	642	281	193	298	127	52
51	number 1954...	6,671	1,467	781	494	1,630	1,598	701
52	1950...	11,115	2,224	1,244	1,037	2,216	2,209	2,185
53	Landlord-tenant operations containing multiple units: All subunits including home farm.....number 1954...	10,360	2,164	1,296	1,028	2,603	1,955	1,314
54	1950...	12,631	2,390	1,356	1,196	3,008	2,457	2,224
55	Land in all subunits including home farm.....acres 1954...	1,174,710	196,463	134,873	108,604	284,302	243,101	207,367
56	1950...	1,145,167	197,495	106,619	97,985	232,648	267,198	243,222
57	Owned by operator of multiple unit..acres 1954...	876,185	138,406	94,323	73,673	190,472	201,827	177,484
58	1950...	869,283	146,788	78,336	60,038	163,545	207,410	213,166
59	Rented by operator of multiple unit.....acres 1954...	298,525	58,057	40,550	34,931	93,830	41,274	29,883
60	1950...	275,884	50,707	28,283	37,947	69,103	59,788	30,056
61	Subunits not included in multiple units.....operators reporting 1954...	579	186	94	76	129	73	21
62	1950...	791	278	123	92	172	84	42
63	number 1954...	2,059	390	228	212	560	464	205
64	1950...	3,291	722	360	288	784	583	554
65	Share tenants.....number 1954...	1,439	264	164	154	385	359	113
66	1950...	2,519	505	289	233	628	495	369
67	Other tenants, not croppers nor sharé tenants.....number 1954...	620	126	64	58	175	105	92
68	1950...	772	217	71	55	156	88	185
69	Land in subunits not included in multiple units.....acres 1954...	73,362	13,320	10,602	8,402	17,916	14,567	8,555
70	1950...	113,337	34,267	12,724	8,514	20,747	20,256	16,829

Economic Area Table 5.—MULTIPLE-UNIT OPERATIONS, BY NUMBER OF SUBUNITS: CENSUSES OF 1954 AND 1950—Continued

Item (For definitions and explanations, see text)		Area 3						
		Total	Number of subunits					
			2	3	4	5 to 9	10 to 19	20 and over
1	Multiple-unit operations.....number 1954...	963	628	172	64	89	10	...
2	1950...	953	599	182	77	82	11	2
3	Subunits in multiple-unit operations.....total number 1954...	2,684	1,256	516	256	534	122	...
4	1950...	2,713	1,198	546	308	491	128	42
5	Home farms.....number 1954...	945	615	167	64	89	10	...
6	1950...	889	562	173	66	75	11	2
7	Cropper farms.....number 1954...	1,739	641	349	192	445	112	...
8	1950...	1,824	636	373	242	416	117	40
9	Land in multiple-unit operations....total acres 1954...	192,113	81,309	31,823	20,491	43,193	15,297	...
10	1950...	197,579	75,810	32,368	30,622	34,625	16,597	7,557
11	Home farms.....acres 1954...	155,318	68,076	23,860	16,242	33,982	13,158	...
12	1950...	156,002	60,905	24,190	24,970	24,945	14,133	6,859
13	Cropper farms.....acres 1954...	36,795	13,233	7,963	4,249	9,211	2,139	...
14	1950...	41,577	14,905	8,178	5,652	9,680	2,464	698
15	Cropland harvested.....total acres 1954...	68,910	30,719	13,237	6,361	15,197	3,396	...
16	1949...	69,678	27,084	13,000	8,651	14,612	4,714	1,617
17	Corn harvested for grain.....multiple units reporting 1954...	827	519	156	62	80	10	...
18	1949...	798	479	161	68	78	10	2
19	subunits reporting 1954...	1,691	720	339	186	353	93	...
20	1949...	1,698	684	345	216	337	90	26
21	acres 1954...	18,734	7,302	3,402	2,017	4,542	1,471	...
22	1949...	17,847	6,566	3,350	2,549	4,080	1,108	194
23	bushels 1954...	428,237	151,913	71,287	43,274	113,632	48,131	...
24	1949...	368,577	137,301	63,679	52,681	86,072	25,799	3,045
25	Cotton harvested.....multiple units reporting 1954...	930	600	170	62	88	10	...
26	1949...	877	533	176	76	80	10	2
27	subunits reporting 1954...	1,963	837	379	195	443	109	...
28	1949...	1,891	745	379	238	395	96	38
29	acres 1954...	17,884	7,628	3,211	1,876	4,128	1,041	...
30	1949...	17,929	6,795	3,514	2,382	4,104	822	312
31	bales 1954...	20,311	8,727	3,539	2,112	4,823	1,110	...
32	1949...	12,125	4,611	2,441	1,455	2,854	582	182
33	Rice harvested.....multiple units reporting 1954...	93	75	11	2	5
34	1949...	81	55	17	7	1
35	subunits reporting 1954...	103	80	14	2	7
36	1949...	102	62	19	8	2
37	acres 1954...	11,172	7,656	2,196	165	1,155
38	1949...	8,237	3,949	1,652	1,092	441	1,103	...
39	162-lb. bbl. 1954...	155,031	111,769	27,890	2,912	12,460
40	1949...	95,270	42,637	16,986	14,829	6,140	14,678	...
41	Peanuts harvested for picking or threshing.....multiple units reporting 1954...	1	1
42	1949...
43	subunits reporting 1954...	1	1
44	1949...
45	acres 1954...	1	1
46	1949...
47	pounds 1954...	1,000	1,000
48	1949...
49	Horses and/or mules....multiple units reporting 1954...	819	531	152	55	72	9	...
50	1950...	835	512	164	72	75	10	2
51	number 1954...	4,097	1,986	754	396	756	205	...
52	1950...	5,140	2,203	1,023	640	1,014	215	45
53	Landlord-tenant operations containing multiple units:							
54	All subunits including home farm.....number 1954...	4,013	1,980	759	348	774	152	...
55	1950...	4,144	1,862	778	485	747	221	51
56	Land in all subunits including home farm.....acres 1954...	238,641	101,350	39,268	23,736	57,919	16,368	...
57	1950...	237,987	95,123	39,695	32,957	42,862	19,550	7,800
58	Owned by operator of multiple unit....acres 1954...	203,323	86,723	33,022	20,497	49,202	13,879	...
59	1950...	202,246	79,981	37,300	23,067	37,499	16,599	7,800
60	Rented by operator of multiple unit.....acres 1954...	35,318	14,627	6,246	3,239	8,717	2,489	...
61	1950...	35,741	15,142	2,395	9,890	5,363	2,951	...
62	Subunits not included in multiple units.....operators reporting 1954...	406	263	67	23	45	8	...
63	1950...	430	246	81	48	45	8	2
64	number 1954...	1,329	724	243	92	240	30	...
65	1950...	1,431	664	232	177	256	93	9
66	Share tenants.....number 1954...	966	548	164	79	149	26	...
67	1950...	1,126	498	182	127	234	76	9
68	Other tenants, not croppers nor share tenants.....number 1954...	363	176	79	13	91	4	...
69	1950...	305	166	50	50	22	17	...
70	Land in subunits not included in multiple units.....acres 1954...	46,528	20,041	7,445	3,245	14,726	1,071	...
71	1950...	40,408	19,313	7,327	2,335	8,237	2,953	243

MULTIPLE-UNIT OPERATIONS

Economic Area Table 5.—MULTIPLE-UNIT OPERATIONS, BY NUMBER OF SUBUNITS: CENSUSES OF 1954 AND 1950—Continued

Item (For definitions and explanations, see text)		Area 4						
		Total	Number of subunits					
			2	3	4	5 to 9	10 to 19	20 and over
1	Multiple-unit operations.....number 1954...	354	207	81	23	36	4	3
2	1950..	671	423	123	64	50	8	3
3	Subunits in multiple-unit operations.....total number 1954...	1,097	414	243	92	225	48	75
4	1950...	1,973	846	369	256	302	111	89
5	Home farms.....number 1954...	348	204	79	22	36	4	3
6	1950...	636	399	116	61	49	8	3
7	Cropper farms.....number 1954...	749	210	164	70	189	44	72
8	1950...	1,337	447	253	195	253	103	86
9	Land in multiple-unit operations....total acres 1954...	158,335	60,377	34,324	9,865	34,423	5,735	13,611
10	1950...	240,228	95,655	35,659	37,445	44,530	14,056	12,883
11	Home farms.....acres 1954...	137,475	52,755	29,359	8,251	29,256	4,824	13,030
12	1950...	201,617	80,142	27,868	31,270	38,630	11,796	11,911
13	Cropper farms.....acres 1954...	20,860	7,622	4,965	1,614	5,167	911	581
14	1950...	38,611	15,513	7,791	6,175	5,900	2,260	972
15	Cropland harvested.....total acres 1954...	36,344	11,686	8,098	2,299	8,823	1,964	3,474
16	1949...	61,258	22,536	10,614	8,726	11,069	5,072	3,241
17	Corn harvested for grain.....multiple units reporting 1954...	322	184	74	21	36	4	3
18	1949...	620	384	117	61	47	8	3
19	subunits reporting 1954...	716	265	168	63	156	36	28
20	1949...	1,336	561	257	176	195	78	69
21	acres 1954...	9,457	3,286	2,328	634	2,208	442	559
22	1949...	16,452	7,229	3,082	2,381	2,269	976	515
23	bushels 1954...	114,913	33,645	25,243	7,482	29,408	8,245	10,890
24	1949...	314,360	133,442	53,109	49,196	41,059	21,656	15,898
25	Cotton harvested.....multiple units reporting 1954...	334	190	79	22	36	4	3
26	1949...	603	360	121	63	49	7	3
27	subunits reporting 1954...	853	271	189	74	200	45	74
28	1949...	1,450	534	270	200	257	101	88
29	acres 1954...	15,306	4,569	3,300	1,269	4,454	648	1,066
30	1949...	28,758	9,912	5,319	4,231	5,555	2,270	1,471
31	bales 1954...	7,693	1,940	1,657	590	2,375	320	811
32	1949...	18,631	6,105	3,297	2,663	3,899	1,772	895
33	Rice harvested.....multiple units reporting 1954...
34	1949...
35	subunits reporting 1954...
36	1949...
37	acres 1954...
38	1949...
39	162-lb. bbl. 1954...
40	1949...
41	Peanuts harvested for picking or threshing.....multiple units reporting 1954...	21	16	5
42	1949...	39	25	10	4
43	subunits reporting 1954...	23	17	6
44	1949...	49	32	11	6
45	acres 1954...	32	27	5
46	1949...	92	40	16	36
47	pounds 1954...	6,023	4,533	1,490
48	1949...	21,757	9,940	4,342	7,475
49	Horses and/or mules....multiple units reporting 1954...	320	188	72	20	34	3	3
50	1950...	600	373	111	59	46	8	67
51	number 1954...	1,218	503	238	99	266	45	101
52	1950...	2,855	1,227	523	434	345	225	101
53	Landlord-tenant operations containing multiple units: All subunits including home farm.....number 1954...	1,236	476	267	100	261	48	84
54	1950...	2,369	1,031	433	309	358	129	109
55	Land in all subunits including home farm.....acres 1954...	161,841	62,037	34,994	10,194	35,223	5,735	13,658
56	1950...	258,901	104,481	40,871	38,461	46,815	15,146	13,127
57	Owned by operator of multiple unit..acres 1954...	124,112	52,375	27,891	8,295	18,281	4,362	12,908
58	1950...	213,150	88,872	31,549	30,674	36,348	12,580	13,127
59	Rented by operator of multiple unit.....acres 1954...	37,729	9,662	7,103	1,899	16,942	1,373	750
60	1950...	45,751	15,609	9,322	7,787	10,467	2,566	...
61	Subunits not included in multiple units.....operators reporting 1954...	75	41	17	4	11	...	2
62	1950...	181	110	32	17	14	5	3
63	number 1954...	139	62	24	8	36	...	9
64	1950...	396	185	64	53	56	18	20
65	Share tenants.....number 1954...	58	26	10	3	13	...	6
66	1950...	232	117	39	26	36	3	11
67	Other tenants, not croppers nor share tenants.....number 1954...	81	36	14	5	23	...	3
68	1950...	164	68	25	27	20	15	9
69	Land in subunits not included in multiple units.....acres 1954...	3,506	1,660	670	329	800	...	47
70	1950...	18,673	8,826	5,212	1,016	2,285	1,090	244

Economic Area Table 5.—MULTIPLE-UNIT OPERATIONS, BY NUMBER OF SUBUNITS: CENSUSES OF 1954 AND 1950—Continued

Item (For definitions and explanations, see text)	Areas 5 and B						
	Total	Number of subunits					
		2	3	4	5 to 9	10 to 19	20 and over
1 Multiple-unit operations.....number 1954...	317	231	59	11	14	2	...
2 1950...	470	340	70	27	28	5	...
3 Subunits in multiple-unit operations.....total number 1954...	793	462	177	44	87	23	...
4 1950...	1,208	680	210	108	157	53	...
5 Home farms.....number 1954...	314	229	58	11	14	2	...
6 1950...	459	334	68	25	28	4	...
7 Cropper farms.....number 1954...	479	233	119	33	73	21	...
8 1950...	749	346	142	83	129	49	...
9 Land in multiple-unit operations....total acres 1954...	115,444	58,154	22,637	14,102	16,784	3,767	...
10 1950...	182,093	92,476	23,036	19,582	27,950	19,049	...
11 Home farms.....acres 1954...	106,288	53,765	20,693	13,357	15,101	3,372	...
12 1950...	160,197	85,001	20,560	17,278	24,972	12,386	...
13 Cropper farms.....acres 1954...	9,156	4,389	1,944	745	1,683	395	...
14 1950...	21,896	7,475	2,476	2,304	2,978	6,663	...
15 Cropland harvested.....total acres 1954...	17,325	8,413	3,364	1,991	3,034	523	...
16 1949...	25,934	15,033	3,989	2,223	3,445	1,244	...
17 Corn harvested for grain.....multiple units reporting 1954...	280	197	57	10	14	2	...
18 1949...	404	283	64	25	28	4	...
19 subunits reporting 1954...	542	292	132	30	66	22	...
20 1949...	775	410	136	70	126	31	...
21 acres 1954...	6,762	3,402	1,496	780	852	232	...
22 1949...	8,920	4,707	1,526	831	1,508	348	...
23 bushels 1954...	184,424	95,567	40,167	19,732	24,355	4,603	...
24 1949...	162,986	89,595	27,289	14,827	25,595	5,680	...
25 Cotton harvested.....multiple units reporting 1954...	216	138	54	9	13	2	...
26 1949...	286	189	50	19	25	3	...
27 subunits reporting 1954...	401	173	114	25	66	23	...
28 1949...	530	259	94	50	95	32	...
29 acres 1954...	2,766	1,017	704	350	540	155	...
30 1949...	4,359	2,230	738	410	755	226	...
31 bales 1954...	2,255	778	603	285	474	115	...
32 1949...	2,144	1,064	357	229	405	89	...
33 Rice harvested.....multiple units reporting 1954...
34 1949...
35 subunits reporting 1954...
36 1949...
37 acres 1954...
38 1949...
39 162-lb. bbl. 1954...
40 1949...
41 Peanuts harvested for picking or threshing.....multiple units reporting 1954...	11	5	3	...	2	1	...
42 1949...	3	2	1
43 subunits reporting 1954...	17	5	5	...	5	2	...
44 1949...	3	2	1
45 acres 1954...	4	3	1	...	(2)	(2)	...
46 1949...	3	2	1
47 pounds 1954...	3,960	3,345	290	...	260	65	...
48 1949...	550	300	250
49 Horses and/or mules....multiple units reporting 1954...	288	205	57	11	13	2	...
50 1950...	420	301	64	23	28	4	...
51 number 1954...	1,210	596	245	142	178	49	...
52 1950...	1,830	970	310	157	280	113	...
53 Landlord-tenant operations containing multiple units: All subunits including home farm.....number 1954...	1,013	558	255	70	100	30	...
54 1950...	1,653	933	269	159	220	72	...
55 Land in all subunits including home farm.....acres 1954...	125,208	64,847	24,525	14,912	17,009	3,915	...
56 1950...	201,274	107,780	23,722	20,668	29,575	19,529	...
57 Owned by operator of multiple unit....acres 1954...	104,979	50,230	22,126	14,582	14,156	3,885	...
58 1950...	175,279	92,305	19,647	18,508	25,498	19,321	...
59 Rented by operator of multiple unit.....acres 1954...	20,229	14,617	2,399	330	2,853	30	...
60 1950...	25,995	15,475	4,075	2,160	4,077	208	...
61 Subunits not included in multiple units.....operators reporting 1954...	83	49	25	3	5	1	...
62 1950...	148	93	24	16	14	1	...
63 number 1954...	220	96	78	26	13	7	...
64 1950...	445	253	59	51	63	19	...
65 Share tenants.....number 1954...	85	36	27	7	12	3	...
66 1950...	192	121	13	26	29	3	...
67 Other tenants, not croppers nor share tenants.....number 1954...	135	60	51	19	1	4	...
68 1950...	253	132	46	25	34	16	...
69 Land in subunits not included in multiple units.....acres 1954...	9,764	6,693	1,888	810	225	148	...
70 1950...	19,181	15,304	686	1,086	1,625	480	...

Z Reported in small fractions.

MULTIPLE-UNIT OPERATIONS

Economic Area Table 5.—MULTIPLE-UNIT OPERATIONS, BY NUMBER OF SUBUNITS: CENSUSES OF 1954 AND 1950—Continued

Item (For definitions and explanations, see text)	Area 6						
	Total	Number of subunits					
		2	3	4	5 to 9	10 to 19	20 and over
1 Multiple-unit operations.....number 1954...	77	58	7	5	7
2 1950...	114	84	18	5	6	1	...
3 Subunits in multiple-unit operations.....total number 1954...	196	116	21	20	39
4 1950...	297	168	54	20	39	16	...
5 Home farms.....number 1954...	72	54	7	4	7
6 1950...	105	78	16	4	6	1	...
7 Cropper farms.....number 1954...	124	62	14	16	32
8 1950...	192	90	38	16	33	15	...
9 Land in multiple-unit operations...total acres 1954...	20,589	11,536	1,960	2,551	4,542
10 1950...	50,628	28,850	10,768	1,198	8,099	1,713	...
11 Home farms.....acres 1954...	14,565	7,131	1,730	2,260	3,444
12 1950...	42,118	25,289	8,910	256	6,447	1,216	...
13 Cropper farms.....acres 1954...	6,024	4,405	230	291	1,098
14 1950...	8,510	3,561	1,858	942	1,652	497	...
15 Cropland harvested.....total acres 1954...	10,727	5,585	1,259	1,487	2,396
16 1949...	13,017	5,493	3,763	987	2,323	451	...
17 Corn harvested for grain.....multiple units reporting 1954...	70	51	7	5	7
18 1949...	97	71	14	5	6	1	...
19 subunits reporting 1954...	128	75	13	15	25
20 1949...	186	96	30	14	31	15	...
21 acres 1954...	2,039	1,153	214	183	489
22 1949...	2,564	1,352	474	172	429	137	...
23 bushels 1954...	37,675	21,148	5,641	3,487	7,399
24 1949...	40,497	21,183	5,844	3,755	6,805	2,910	...
25 Cotton harvested.....multiple units reporting 1954...	47	33	5	3	6
26 1949...	61	42	10	4	4	1	...
27 subunits reporting 1954...	89	44	9	8	28
28 1949...	119	52	23	10	20	14	...
29 acres 1954...	721	342	48	114	217
30 1949...	1,200	412	385	87	147	169	...
31 bales 1954...	567	259	36	57	215
32 1949...	775	235	286	51	100	103	...
33 Rice harvested.....multiple units reporting 1954...	1	...	1
34 1949...	3	3
35 subunits reporting 1954...	1	...	1
36 1949...	4	4
37 acres 1954...	400	...	400
38 1949...	243	243
39 162-lb. bbl. 1954...	8,000	...	8,000
40 1949...	2,277	2,277
41 Peanuts harvested for picking or threshing.....multiple units reporting 1954...
42 1949...
43 subunits reporting 1954...
44 1949...
45 acres 1954...
46 1949...
47 pounds 1954...
48 1949...
49 Horses and/or mules....multiple units reporting 1954...	69	51	7	4	7
50 1950...	90	64	16	4	5	1	...
51 number 1954...	322	184	37	22	79
52 1950...	654	343	162	38	68	43	...
53 Landlord-tenant operations containing multiple units: All subunits including home farm.....number 1954...	249	152	22	25	50
54 1950...	434	215	125	30	48	16	...
55 Land in all subunits including home farm.....acres 1954...	23,055	13,216	1,991	2,813	5,035
56 1950...	56,609	30,593	13,324	2,074	8,905	1,713	...
57 Owned by operator of multiple unit..acres 1954...	16,712	10,656	823	2,176	3,057
58 1950...	45,830	21,738	11,938	1,999	8,634	1,521	...
59 Rented by operator of multiple unit.....acres 1954...	6,343	2,560	1,168	637	1,978
60 1950...	10,779	8,855	1,386	75	271	192	...
61 Subunits not included in multiple units.....operators reporting 1954...	26	18	1	2	5
62 1950...	44	28	11	2	3
63 number 1954...	53	36	1	5	11
64 1950...	137	47	71	10	9
65 Share tenants.....number 1954...	38	23	1	3	11
66 1950...	86	24	53	1	8
67 Other tenants, not croppers nor share tenants.....number 1954...	15	13	...	2
68 1950...	51	23	18	9	1
69 Land in subunits not included in multiple units.....acres 1954...	2,466	1,680	31	262	493
70 1950...	5,981	1,743	2,556	876	806

LOUISIANA

Economic Area Table 5.—MULTIPLE-UNIT OPERATIONS, BY NUMBER OF SUBUNITS: CENSUSES OF 1954 AND 1950—Continued

Item (For definitions and explanations, see text)		Area 7						
		Total	Number of subunits					
			2	3	4	5 to 9	10 to 19	20 and over
1	Multiple-unit operations.....number 1954...	173	133	23	9	8
2	1950...	287	221	26	24	15	1	...
3	Subunits in multiple-unit operations.....total number 1954...	412	266	69	36	41
4	1950...	723	442	78	96	96	11	...
5	Home farms.....number 1954...	168	130	22	8	8
6	1950...	260	199	23	24	13	1	...
7	Cropper farms.....number 1954...	244	136	47	28	33
8	1950...	463	243	55	72	83	10	...
9	Land in multiple-unit operations....total acres 1954...	66,298	52,192	8,197	2,928	2,981
10	1950...	93,822	61,726	6,505	13,528	10,563	1,500	...
11	Home farms.....acres 1954...	57,079	46,456	6,654	1,813	2,156
12	1950...	74,369	50,268	4,839	11,127	7,169	966	...
13	Cropper farms.....acres 1954...	9,219	5,736	1,543	1,115	825
14	1950...	19,453	11,458	1,666	2,401	3,394	534	...
15	Cropland harvested.....total acres 1954...	22,906	16,331	3,795	1,681	1,099
16	1949...	30,628	18,917	2,893	3,598	4,801	419	...
17	Corn harvested for grain.....multiple units reporting 1954...	82	57	14	7	4
18	1949...	131	92	15	13	11
19	subunits reporting 1954...	122	74	22	19	7
20	1949...	226	125	30	31	40
21	acres 1954...	1,118	723	188	165	42
22	1949...	2,086	1,161	256	238	431
23	bushels 1954...	25,184	15,907	4,954	3,391	932
24	1949...	28,821	16,601	3,770	3,656	4,794
25	Cotton harvested.....multiple units reporting 1954...	108	75	19	9	5
26	1949...	203	143	23	21	15	1	...
27	subunits reporting 1954...	170	92	38	26	14
28	1949...	375	192	46	57	74	6	...
29	acres 1954...	1,590	868	360	243	119
30	1949...	3,662	1,789	464	677	675	57	...
31	bales 1954...	1,549	852	354	219	124
32	1949...	2,399	1,174	300	457	433	35	...
33	Rice harvested.....multiple units reporting 1954...	88	68	10	4	6
34	1949...	135	109	9	12	4	1	...
35	subunits reporting 1954...	128	89	18	7	14
36	1949...	171	134	13	14	7	3	...
37	acres 1954...	15,475	11,132	2,682	915	746
38	1949...	19,025	13,500	1,352	1,996	1,875	302	...
39	162-lb. bbl. 1954...	278,348	202,484	49,458	12,815	13,591
40	1949...	253,519	179,416	14,053	31,576	23,700	4,774	...
41	Peanuts harvested for picking or threshing.....multiple units reporting 1954...
42	1949...
43	subunits reporting 1954...
44	1949...
45	acres 1954...
46	1949...
47	pounds 1954...
48	1949...
49	Horses and/or mules....multiple units reporting 1954...	157	122	19	8	8
50	1950...	244	188	21	21	13	1	...
51	number 1954...	777	562	88	72	55
52	1950...	1,692	1,142	166	185	173	26	...
53	Lendlord-tenant operations containing multiple units: All subunits including home farm.....number 1954...	612	407	96	41	68
54	1950...	1,136	643	131	214	134	14	...
55	Land in all subunits including home farm.....acres 1954...	86,676	67,321	10,556	3,160	5,639
56	1950...	120,549	74,130	11,814	17,425	15,428	1,752	...
57	Owned by operator of multiple unit.....acres 1954...	52,238	38,732	5,990	2,472	5,044
58	1950...	97,381	57,449	8,305	16,455	13,490	1,682	...
59	Rented by operator of multiple unit.....acres 1954...	34,438	28,589	4,566	688	595
60	1950...	23,168	16,681	3,509	970	1,938	70	...
61	Subunits not included in multiple units.....operators reporting 1954...	80	56	15	3	6
62	1950...	132	93	12	14	12	1	...
63	number 1954...	200	141	27	5	27
64	1950...	413	201	53	118	38	3	...
65	Share tenants.....number 1954...	162	116	23	5	18
66	1950...	351	162	52	113	24
67	Other tenants, not croppers nor share tenants.....number 1954...	38	25	4	...	9
68	1950...	62	39	1	5	14	3	...
69	Land in subunits not included in multiple units.....acres 1954...	20,378	15,129	2,359	232	2,658
70	1950...	26,727	12,404	5,309	3,897	4,865	252	...

MULTIPLE-UNIT OPERATIONS

Economic Area Table 5.—MULTIPLE-UNIT OPERATIONS, BY NUMBER OF SUBUNITS: CENSUSES OF 1954 AND 1950—Continued

Item (For definitions and explanations, see text)	Area 8						
	Total	Number of subunits					
		2	3	4	5 to 9	10 to 19	20 and over
1 Multiple-unit operations.....number 1954...	79	51	7	8	9	4	...
2 1950...	163	104	29	10	17	2	1
3 Subunits in multiple-unit operations.....total number 1954...	244	102	21	32	48	41	...
4 1950...	506	208	87	40	116	25	30
5 Home farms.....number 1954...	74	49	7	7	8	3	...
6 1950...	159	101	28	10	17	2	1
7 Cropper farms.....number 1954...	170	53	14	25	40	38	...
8 1950...	347	107	59	30	99	23	29
9 Land in multiple-unit operations....total acres 1954...	49,492	20,634	5,050	8,801	10,625	4,382	...
10 1950...	92,797	44,998	12,994	10,567	20,971	2,026	1,241
11 Home farms.....acres 1954...	45,762	19,552	4,244	8,285	9,770	3,911	...
12 1950...	82,414	40,054	11,831	9,547	18,637	1,701	644
13 Cropper farms.....acres 1954...	3,730	1,082	806	516	855	471	...
14 1950...	10,383	4,944	1,163	1,020	2,334	325	597
15 Cropland harvested.....total acres 1954...	7,713	2,583	717	1,577	1,697	1,139	...
16 1949...	13,882	4,477	1,881	1,574	4,621	732	597
17 Corn harvested for grain.....multiple units reporting 1954...	61	38	7	6	7	3	...
18 1949...	143	87	27	10	16	2	1
19 subunits reporting 1954...	116	50	17	16	20	13	...
20 1949...	302	127	52	28	71	14	10
21 acres 1954...	1,222	466	120	178	252	206	...
22 1949...	3,013	1,103	448	302	945	145	70
23 bushels 1954...	10,798	4,188	815	1,375	2,315	2,105	...
24 1949...	51,111	19,716	7,705	5,528	15,097	2,295	770
25 Cotton harvested.....multiple units reporting 1954...	69	43	7	8	8	3	...
26 1949...	148	89	29	10	17	2	1
27 subunits reporting 1954...	166	62	18	26	33	27	...
28 1949...	387	134	63	34	103	24	29
29 acres 1954...	3,282	1,117	315	830	549	471	...
30 1949...	6,235	1,760	986	798	1,850	314	527
31 bales 1954...	1,202	322	127	412	175	166	...
32 1949...	4,005	1,187	631	568	1,126	221	272
33 Rice harvested.....multiple units reporting 1954...
34 1949...
35 subunits reporting 1954...
36 1949...
37 acres 1954...
38 1949...
39 162-lb. bbl. 1954...
40 1949...
41 Peanuts harvested for picking or threshing.....multiple units reporting 1954...	8	8
42 1949...	17	12	2	...	2	1	...
43 subunits reporting 1954...	8	8
44 1949...	21	13	2	...	5	1	...
45 acres 1954...	9	9
46 1949...	29	13	5	...	9	2	...
47 pounds 1954...	1,650	1,650
48 1949...	4,645	2,805	700	...	1,100	40	...
49 Horses and/or mules....multiple units reporting 1954...	77	50	7	8	8	4	...
50 1950...	146	95	24	10	15	2	...
51 number 1954...	449	194	32	111	68	44	...
52 1950...	822	399	126	63	209	25	...
53 Landlord-tenant operations containing multiple units:							
54 All subunits including home farm.....number 1954...	304	139	28	34	58	45	...
1950...	658	290	112	54	145	27	30
55 Land in all subunits including home farm.....acres 1954...	52,969	23,241	5,583	8,913	10,749	4,483	...
56 1950...	99,045	48,655	13,701	11,259	22,118	2,071	1,241
57 Owned by operator of multiple unit..acres 1954...	36,561	15,598	4,313	7,292	7,388	1,970	...
58 1950...	76,962	40,747	11,132	9,441	12,466	2,071	1,105
59 Rented by operator of multiple unit.....acres 1954...	16,408	7,643	1,270	1,621	3,361	2,513	...
60 1950...	22,083	7,908	2,569	1,818	9,652	...	136
61 Subunits not included in multiple units.....operators reporting 1954...	29	19	3	1	4	2	...
62 1950...	59	32	12	5	9	1	...
63 number 1954...	60	37	7	2	10	4	...
64 1950...	152	82	25	14	29	2	...
65 Share tenants.....number 1954...	39	19	7	1	9	3	...
66 1950...	112	60	18	10	22	2	...
67 Other tenants, not croppers nor share tenants.....number 1954...	21	18	...	1	1	1	...
68 1950...	40	22	7	4	7
69 Land in subunits not included in multiple units.....acres 1954...	3,477	2,607	533	112	124	101	...
70 1950...	6,248	3,657	707	692	1,147	45	...

Economic Area Table 6.—MULTIPLE-UNIT OPERATIONS, BY KIND OF TENANT IN LANDLORD-TENANT OPERATION:
CENSUSES OF 1954 AND 1950

Item (For definitions and explanations, see text)	The State				Areas 1 and A			
	Total	Kind of tenant in landlord-tenant operation			Total	Kind of tenant in landlord-tenant operation		
		Croppers only	Croppers, share, and/or other tenants only	Croppers and tenants other than share tenants only		Croppers only	Croppers, share, and/or other tenants only	Croppers and tenants other than share tenants only
1 Multiple-unit operations.....number 1954...	4,485	3,071	1,044	370	590	454	80	56
2 1950...	5,244	3,273	1,512	459	645	459	124	62
3 Subunits in multiple-unit operations.....total number 1954...	17,034	10,527	4,909	1,598	3,307	2,243	725	339
4 1950...	21,118	11,557	7,714	1,847	4,358	2,577	1,437	344
5 Home farms.....number 1954...	4,350	2,982	1,016	352	575	443	77	55
6 1950...	4,920	3,074	1,429	417	597	422	120	55
7 Cropper farms.....number 1954...	12,684	7,545	3,893	1,246	2,732	1,800	648	284
8 1950...	16,198	8,483	6,285	1,430	3,761	2,155	1,317	289
9 Land in multiple-unit operations....total acres 1954...	2,080,669	1,068,941	754,745	256,983	377,050	244,127	82,732	50,191
10 1950...	2,289,204	939,057	1,107,435	242,712	400,227	222,869	144,899	32,459
11 Home farms.....acres 1954...	1,841,583	924,080	681,576	235,927	336,479	216,916	73,599	45,964
12 1950...	1,948,749	758,347	980,918	209,484	337,390	185,939	123,704	27,747
13 Cropper farms.....acres 1954...	239,086	144,861	73,169	21,056	40,571	27,211	9,133	4,227
14 1950...	340,455	180,710	126,517	33,228	62,837	36,930	21,195	4,712
15 Cropland harvested.....total acres 1954...	640,591	369,572	203,801	67,218	134,970	89,165	30,111	15,694
16 1949...	686,786	345,972	282,052	58,762	151,450	93,924	45,649	11,877
17 Corn harvested for grain.....multiple units reporting 1954...	3,720	2,553	856	311	497	383	68	46
18 1949...	4,328	2,711	1,253	364	523	374	105	44
19 subunits reporting 1954...	8,378	5,309	2,300	688	1,345	909	324	112
20 1949...	11,154	6,169	4,050	935	2,102	1,170	786	146
21 acres 1954...	113,176	68,430	33,561	11,185	21,840	14,150	4,749	2,941
22 1949...	128,960	67,384	50,157	11,419	19,128	11,088	6,557	1,483
23 bushels 1954...	2,330,112	1,383,955	698,982	247,175	544,597	367,342	113,258	63,997
24 1949...	2,688,416	1,414,819	1,027,412	246,185	481,582	285,008	154,295	42,279
25 Cotton harvested.....multiple units reporting 1954...	4,200	2,883	982	335	581	449	78	54
26 1949...	4,692	2,908	1,397	387	627	446	122	59
27 subunits reporting 1954...	14,293	8,857	4,134	1,302	3,087	2,089	691	307
28 1949...	17,074	9,274	6,400	1,400	4,032	2,364	1,378	290
29 acres 1954...	246,471	153,176	67,071	26,224	67,118	45,683	13,832	7,603
30 1949...	329,916	177,329	125,443	27,144	95,238	57,147	30,527	7,564
31 bales 1954...	201,805	126,443	54,076	21,286	54,295	38,949	9,775	5,571
32 1949...	240,436	132,358	88,567	19,511	79,661	47,796	25,903	5,962
33 Rice harvested.....multiple units reporting 1954...	188	102	79	7	2	2
34 1949...	219	118	83	18
35 subunits reporting 1954...	238	121	105	12	2	2
36 1949...	277	148	95	34
37 acres 1954...	28,731	15,115	12,402	1,214	270	270
38 1949...	27,505	11,365	13,247	2,893
39 162-lb. bbl. 1954...	464,729	246,555	198,651	19,523	3,440	3,440
40 1949...	351,066	133,969	173,096	44,001
41 Peanuts harvested for picking or threshing.....multiple units reporting 1954...	44	30	9	5	2	...	1	1
42 1949...	62	35	18	9	3	...	2	1
43 subunits reporting 1954...	52	34	12	6	2	...	1	1
44 1949...	76	43	24	9	3	...	2	1
45 acres 1954...	51	36	10	5	4	...	2	2
46 1949...	127	86	31	10	3	...	2	1
47 pounds 1954...	13,183	10,293	1,645	1,245	400	...	200	200
48 1949...	27,602	20,657	4,740	2,205	650	...	450	200
49 Horses and/or mules...multiple units reporting 1954...	3,614	2,434	885	295	442	336	63	43
50 1950...	4,473	2,836	1,258	379	545	391	105	49
51 number 1954...	16,930	9,040	6,315	1,575	2,186	1,361	570	255
52 1950...	28,018	13,923	11,759	2,336	3,910	2,142	1,475	293
53 Landlord-tenant operations containing multiple units: All subunits including home farm.....number 1954...	21,474	10,527	8,627	2,320	3,687	2,243	1,016	428
54 1950...	27,967	11,557	13,735	2,675	4,942	2,577	1,931	434
55 Land in all subunits including home farm.....acres 1954...	2,259,090	1,068,941	902,498	287,651	395,990	244,127	94,292	57,571
56 1950...	2,533,834	939,057	1,298,145	296,632	414,302	222,869	155,140	36,293
57 Owned by operator of multiple unit...acres 1954...	1,706,917	767,091	709,162	230,664	292,807	171,612	77,310	43,825
58 1950...	1,976,876	695,944	1,044,934	235,998	296,745	165,156	106,054	25,535
59 Rented by operator of multiple unit.....acres 1954...	552,173	301,850	193,336	56,987	103,183	72,515	16,982	13,686
60 1950...	556,958	243,113	253,211	60,634	117,557	57,713	49,086	10,758
61 Subunits not included in multiple units.....operators reporting 1954...	1,414	...	1,044	370	136	...	80	56
62 1950...	1,971	...	1,512	459	186	...	124	62
63 number 1954...	4,440	...	3,718	722	380	...	291	89
64 1950...	6,849	...	6,021	828	584	...	494	90
65 Share tenants.....number 1954...	3,044	...	3,044	...	257	...	257	...
66 1950...	5,033	...	5,033	...	415	...	415	...
67 Other tenants, not croppers nor share tenants.....number 1954...	1,396	...	674	722	123	...	34	89
68 1950...	1,816	...	988	828	169	...	79	90
69 Land in subunits not included in multiple units.....acres 1954...	178,421	...	147,753	30,668	18,940	...	11,560	7,380
70 1950...	244,630	...	190,710	53,920	14,075	...	10,241	3,834

MULTIPLE-UNIT OPERATIONS

Economic Area Table 6.—MULTIPLE-UNIT OPERATIONS, BY KIND OF TENANT IN LANDLORD-TENANT OPERATION:
CENSUSES OF 1954 AND 1950—Continued

Item (For definitions and explanations, see text)	Area 2				Area 3			
	Total	Kind of tenant in landlord-tenant operation			Total	Kind of tenant in landlord-tenant operation		
		Croppers only	Croppers, share, and/or other tenants only	Croppers and tenants other than share tenants only		Croppers only	Croppers, share, and/or other tenants only	Croppers and tenants other than share tenants only
1 Multiple-unit operations.....number 1954...	1,932	1,353	425	154	963	557	346	60
2 1950...	1,941	1,150	642	149	953	523	369	61
3 Subunits in multiple-unit operations.....total number 1954...	8,301	4,909	2,609	783	2,684	1,491	999	194
4 1950...	9,340	4,617	3,942	781	2,713	1,376	1,144	193
5 Home farms.....number 1954...	1,854	1,303	408	143	945	546	341	98
6 1950...	1,815	1,082	600	133	889	481	349	59
7 Cropper farms.....number 1954...	6,447	3,606	2,201	640	1,739	945	658	136
8 1950...	7,525	3,535	3,342	648	1,824	895	795	134
9 Land in multiple-unit operations....total acres 1954...	1,101,348	516,936	446,529	137,883	192,113	79,598	99,693	12,822
10 1950...	1,031,830	355,253	573,251	103,326	197,579	69,538	114,901	13,140
11 Home farms.....acres 1954...	988,617	449,891	411,173	127,553	155,318	60,666	84,234	10,418
12 1950...	894,642	290,869	513,601	90,172	156,002	49,467	96,764	9,771
13 Cropper farms.....acres 1954...	112,731	67,045	35,356	10,330	36,795	18,932	15,459	2,404
14 1950...	137,188	64,384	59,650	13,154	41,577	20,071	18,137	3,369
15 Cropland harvested.....total acres 1954...	341,696	188,046	116,527	37,123	68,910	34,673	29,506	4,721
16 1949...	320,939	141,879	153,809	25,251	69,678	31,489	33,234	4,955
17 Corn harvested for grain.....multiple units reporting 1954...	1,581	1,104	350	127	827	486	287	54
18 1949...	1,612	946	549	117	798	440	303	55
19 subunits reporting 1954...	3,718	2,365	1,054	299	1,691	965	602	124
20 1949...	4,531	2,285	1,891	355	1,698	895	678	125
21 acres 1954...	52,004	31,548	16,085	4,371	18,734	9,507	7,550	1,677
22 1949...	58,950	26,675	27,577	4,698	17,847	9,110	7,458	1,279
23 bushels 1954...	984,284	582,127	321,259	80,898	428,237	202,394	176,585	49,258
24 1949...	1,240,482	559,322	577,729	103,431	368,577	192,237	148,370	27,970
25 Cotton harvested.....multiple units reporting 1954...	1,915	1,342	420	153	930	542	328	60
26 1949...	1,122	621	144	877	144	480	340	57
27 subunits reporting 1954...	7,564	4,494	2,374	696	1,963	1,111	698	154
28 1949...	8,290	4,132	3,462	696	1,891	983	780	128
29 acres 1954...	137,804	81,746	41,037	15,021	17,884	9,605	6,709	1,570
30 1949...	172,535	83,172	74,598	14,765	17,929	9,056	7,599	1,274
31 bales 1954...	113,933	67,679	33,579	12,675	20,311	11,075	7,391	1,845
32 1949...	120,696	60,578	49,844	10,274	12,125	6,281	4,863	981
33 Rice harvested.....multiple units reporting 1954...	4	...	3	1	93	50	41	2
34 1949...	81	38	40	3
35 subunits reporting 1954...	4	...	3	1	103	52	49	2
36 1949...	102	43	45	14
37 acres 1954...	1,414	...	1,364	50	11,172	5,765	5,203	204
38 1949...	8,237	2,923	5,166	148
39 162-lb. bbl. 1954...	19,910	...	19,777	133	155,031	78,754	73,817	2,460
40 1949...	95,270	31,678	48,274	15,318
41 Peanuts harvested for picking or threshing.....multiple units reporting 1954...	1	1	1	1
42 1949...
43 subunits reporting 1954...	1	1	1	1
44 1949...
45 acres 1954...	1	1	1	1
46 1949...
47 pounds 1954...	150	150	1,000	1,000
48 1949...
49 Horses and/or mules...multiple units reporting 1954...	1,442	986	336	120	819	471	304	44
50 1950...	1,593	952	523	118	835	476	305	54
51 number 1954...	6,671	3,355	2,693	623	4,097	1,899	1,952	246
52 1950...	11,115	4,866	5,421	828	5,140	2,609	2,161	370
53 Landlord-tenant operations containing multiple units: All subunits including home farm.....number 1954...	10,360	4,909	4,304	1,147	4,013	1,491	2,237	285
54 1950...	12,631	4,617	6,952	1,062	4,144	1,376	2,442	326
55 Land in all subunits including home farm.....acres 1954...	1,174,710	516,936	508,185	149,589	238,641	79,598	144,123	14,920
56 1950...	1,145,167	355,253	663,155	126,759	237,987	69,538	151,042	17,407
57 Owned by operator of multiple unit..acres 1954...	876,185	357,676	391,823	126,686	203,323	64,680	126,201	12,442
58 1950...	869,283	235,324	525,193	108,766	202,246	55,477	130,495	16,274
59 Rented by operator of multiple unit.....acres 1954...	298,525	159,260	116,362	22,903	35,318	14,918	17,922	2,478
60 1950...	275,884	119,929	137,962	17,993	35,741	14,061	20,547	1,133
61 Subunits not included in multiple units.....operators reporting 1954...	579	...	425	154	406	...	346	60
62 1950...	791	...	642	149	430	...	369	61
63 number 1954...	2,059	...	1,695	364	1,329	...	1,238	91
64 1950...	3,291	...	3,010	281	1,431	...	1,298	133
65 Share tenants.....number 1954...	1,439	...	1,439	...	966	...	966	...
66 1950...	2,519	...	2,519	...	1,126	...	1,126	...
67 Other tenants, not croppers nor share tenants.....number 1954...	620	...	256	364	363	...	272	91
68 1950...	772	...	491	281	305	...	172	133
69 Land in subunits not included in multiple units.....acres 1954...	73,362	...	61,656	11,706	46,528	...	44,430	2,098
70 1950...	113,337	...	89,904	23,433	40,408	...	36,141	4,267

Economic Area Table 6.—MULTIPLE-UNIT OPERATIONS, BY KIND OF TENANT IN LANDLORD-TENANT OPERATION: CENSUSES OF 1954 AND 1950—Continued

Item (For definitions and explanations, see text)		Area 4				Areas 5 and B			
		Total	Kind of tenant in landlord-tenant operation			Total	Kind of tenant in landlord-tenant operation		
			Croppers only	Croppers, share, and/or other tenants only	Croppers and tenants other than share tenants only		Croppers only	Croppers, share, and/or other tenants only	Croppers and tenants other than share tenants only
1 Multiple-unit operations.....number	1954...	354	279	39	36	317	234	39	44
2	1950...	671	490	121	60	470	322	75	73
3 Subunits in multiple-unit operations.....total number	1954...	1,097	836	146	115	793	565	120	108
4	1950...	1,973	1,344	431	198	1,208	797	218	193
5 Home farms.....number	1954...	348	273	39	36	314	232	39	43
6	1950...	636	466	117	53	459	314	74	71
7 Cropper farms.....number	1954...	749	563	107	79	479	333	81	65
8	1950...	1,337	878	314	145	749	483	144	122
9 Land in multiple-unit operations...total acres	1954...	158,335	103,784	36,230	18,321	115,444	51,226	38,017	26,201
10	1950...	240,228	129,468	88,235	22,525	182,093	73,314	68,766	40,013
11 Home farms.....acres	1954...	137,475	87,468	33,714	16,293	106,288	44,966	36,409	24,913
12	1950...	201,617	103,812	79,274	18,531	160,197	57,818	65,546	36,833
13 Cropper farms.....acres	1954...	20,860	16,316	2,516	2,028	9,156	6,260	1,608	1,288
14	1950...	38,611	25,656	8,961	3,994	21,896	15,496	3,220	3,180
15 Cropland harvested.....total acres	1954...	36,344	25,359	6,698	4,287	17,325	10,103	4,491	2,731
16	1949...	61,258	39,269	16,444	5,545	25,934	12,723	8,466	4,745
17 Corn harvested for grain.....multiple units reporting	1954...	322	254	36	32	280	201	39	40
18	1949...	620	453	114	53	404	273	70	61
19 subunits reporting	1954...	716	578	73	65	542	367	103	72
20	1949...	1,336	901	303	132	773	502	149	122
21 acres	1954...	9,457	6,774	1,674	1,009	6,762	4,187	1,560	1,015
22	1949...	16,452	10,739	3,979	1,734	8,920	5,465	1,966	1,489
23 bushels	1954...	114,913	78,018	19,306	17,589	184,424	111,346	40,715	32,363
24	1949...	314,360	205,249	73,625	35,486	162,986	104,497	34,074	24,415
25 Cotton harvested.....multiple units reporting	1954...	334	262	37	35	216	159	35	22
26	1949...	603	438	112	53	286	180	61	45
27 subunits reporting	1954...	853	653	117	83	401	270	88	43
28	1949...	1,450	974	329	147	530	326	123	81
29 acres	1954...	15,306	11,138	2,575	1,593	2,766	1,735	801	230
30	1949...	28,758	19,195	7,239	2,324	4,359	2,674	1,095	590
31 bales	1954...	7,693	5,457	1,371	865	2,255	1,382	663	210
32	1949...	18,631	12,523	4,488	1,620	2,144	1,315	570	259
33 Rice harvested.....multiple units reporting	1954...
34	1949...
35 subunits reporting	1954...
36	1949...
37 acres	1954...
38	1949...
39 162-lb. bbl.	1954...
40	1949...
41 Peanuts harvested for picking or threshing.....multiple units reporting	1954...	21	16	2	3	11	7	3	1
42	1949...	39	25	8	6	3	2	1	...
43 subunits reporting	1954...	23	17	3	3	17	10	5	2
44	1949...	49	32	11	6	3	2	1	...
45 acres	1954...	32	25	4	3	4	4	(2)	(2)
46	1949...	92	73	13	6	3	2	1	...
47 pounds	1954...	6,023	4,613	480	930	3,960	3,430	415	115
48	1949...	21,757	18,187	1,770	1,800	550	400	150	...
49 Horses and/or mules...multiple units reporting	1954...	320	253	36	31	288	209	38	41
50	1950...	600	436	110	54	420	294	66	60
51 number	1954...	1,218	919	175	124	1,210	620	330	260
52	1950...	2,855	1,713	900	242	1,830	998	528	304
53 Landlord-tenant operations containing multiple units:									
54 All subunits including home farm.....number	1954...	1,236	836	224	176	1,013	565	260	188
	1950...	2,369	1,344	729	296	1,653	797	525	331
55 Land in all subunits including home farm.....acres	1954...	161,841	103,784	39,199	18,858	125,208	51,226	41,612	32,370
56	1950...	258,901	129,468	101,940	27,493	201,274	73,314	77,509	50,451
57 Owned by operator of multiple unit.....acres	1954...	124,112	78,895	29,440	15,777	104,979	45,398	38,368	21,213
58	1950...	213,150	104,442	87,304	21,404	175,279	67,440	69,867	37,972
59 Rented by operator of multiple unit.....acres	1954...	37,729	24,889	9,759	3,081	20,229	5,828	3,244	11,157
60	1950...	45,751	29,026	14,636	6,089	25,995	5,874	7,642	12,479
61 Subunits not included in multiple units.....operators reporting	1954...	75	...	39	36	83	...	39	44
62	1950...	181	...	121	60	148	...	75	73
63 number	1954...	139	...	78	61	220	...	140	80
64	1950...	396	...	298	98	445	...	307	138
65 Share tenants.....number	1954...	58	...	58	...	85	...	85	...
66	1950...	232	...	232	...	192	...	192	...
67 Other tenants, not croppers nor share tenants.....number	1954...	81	...	20	61	135	...	55	80
68	1950...	164	...	66	98	253	...	115	138
69 Land in subunits not included in multiple units.....acres	1954...	3,506	...	2,969	537	9,764	...	3,595	6,169
70	1950...	18,673	...	13,705	4,968	19,181	...	8,743	10,438

Z Reported in small fractions.

MULTIPLE-UNIT OPERATIONS

Economic Area Table 6.—MULTIPLE-UNIT OPERATIONS, BY KIND OF TENANT IN LANDLORD-TENANT OPERATION:
CENSUSES OF 1954 AND 1950—Continued

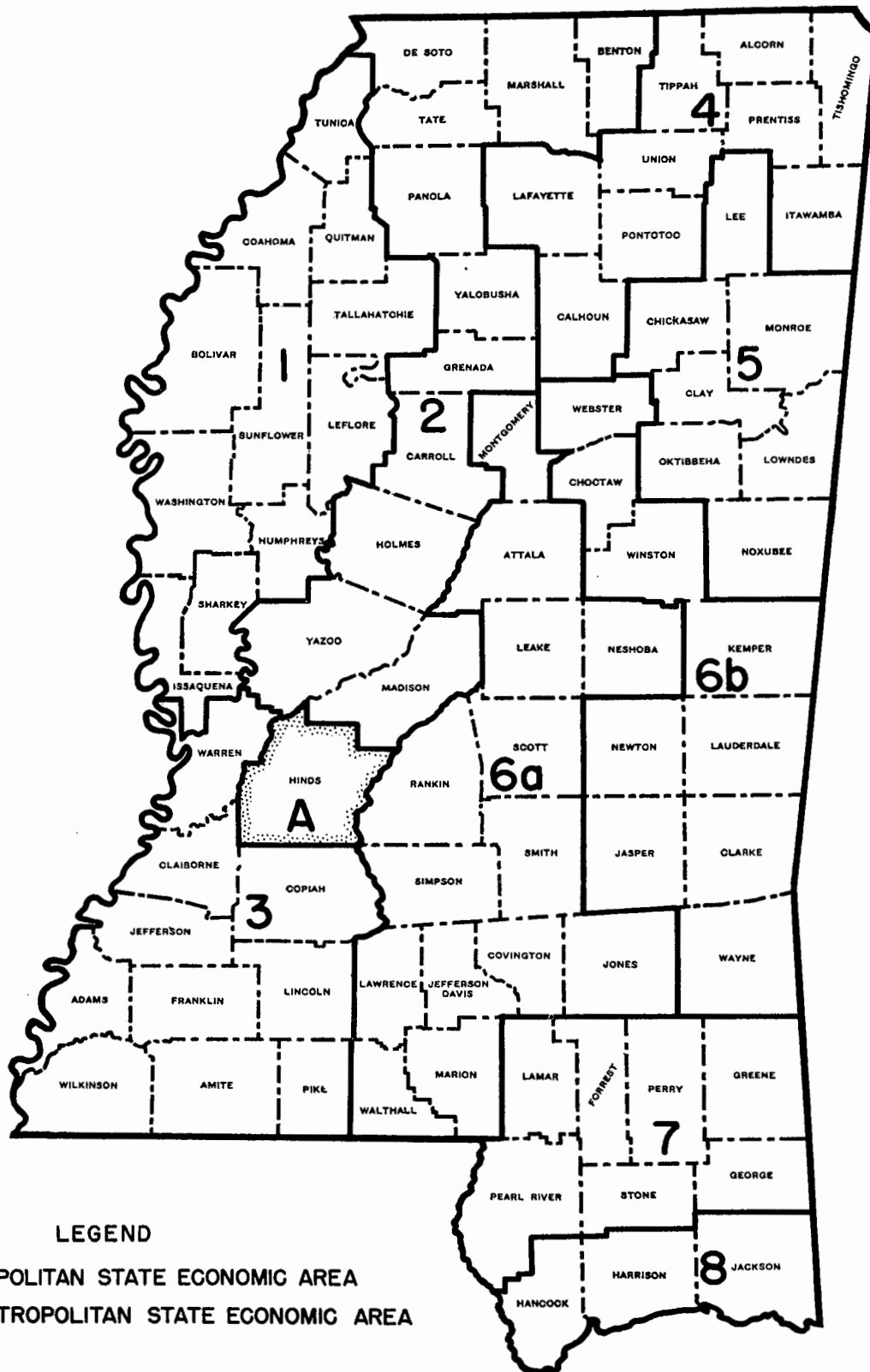
Item (For definitions and explanations, see text)	Area 6				Area 7			
	Total	Kind of tenant in landlord-tenant operation			Total	Kind of tenant in landlord-tenant operation		
		Croppers only	Croppers, share, and/or other tenants only	Croppers and tenants other than share tenants only		Croppers only	Croppers, share, and/or other tenants only	Croppers and tenants other than share tenants only
1 Multiple-unit operations.....number 1954...	77	51	20	6	173	93	74	6
2 1950...	114	70	29	15	287	155	108	24
3 Subunits in multiple-unit operations.....total number 1954...	196	121	61	14	412	212	182	18
4 1950...	297	177	85	35	723	357	296	70
5 Home farms.....number 1954...	72	48	19	5	168	90	73	5
6 1950...	105	66	27	12	260	140	100	20
7 Cropper farms.....number 1954...	124	73	42	9	244	122	109	13
8 1950...	192	111	58	23	463	217	196	50
9 Land in multiple-unit operations...total acres 1954...	20,589	8,678	11,149	762	66,298	35,950	27,125	3,223
10 1950...	50,628	13,570	24,240	12,818	93,822	38,021	44,421	11,380
11 Home farms.....acres 1954...	14,565	6,860	7,288	417	57,079	30,830	23,262	2,987
12 1950...	42,118	9,949	20,579	11,590	74,369	29,806	36,111	8,452
13 Cropper farms.....acres 1954...	6,024	1,818	3,861	345	9,219	5,120	3,863	236
14 1950...	8,510	3,621	3,661	1,228	19,453	8,215	8,310	2,928
15 Cropland harvested.....total acres 1954...	10,727	4,493	5,732	502	22,906	13,181	8,565	1,160
16 1949...	13,017	5,362	5,440	2,215	30,628	13,179	13,864	3,585
17 Corn harvested for grain.....multiple units reporting 1954...	70	46	19	5	82	41	38	3
18 1949...	97	62	24	11	131	70	49	12
19 subunits reporting 1954...	128	75	44	9	122	65	54	3
20 1949...	186	117	50	19	226	119	88	19
21 acres 1954...	2,039	974	968	97	1,118	688	414	16
22 1949...	2,564	1,335	855	374	2,086	1,080	794	212
23 bushels 1954...	37,675	19,917	15,863	1,895	25,184	16,869	7,485	830
24 1949...	40,497	22,954	10,343	7,200	28,821	14,455	11,721	2,645
25 Cotton harvested.....multiple units reporting 1954...	47	32	14	1	108	53	51	4
26 1949...	61	42	15	4	203	107	83	13
27 subunits reporting 1954...	89	52	35	2	170	82	81	7
28 1949...	119	80	34	5	375	181	162	32
29 acres 1954...	721	374	337	10	1,590	775	741	74
30 1949...	1,200	697	473	30	3,662	1,745	1,598	319
31 bales 1954...	567	268	291	8	1,549	759	704	86
32 1949...	775	435	331	9	2,399	1,123	1,073	203
33 Rice harvested.....multiple units reporting 1954...	1	1	88	49	35	4
34 1949...	3	3	135	77	43	15
35 subunits reporting 1954...	1	1	128	66	53	9
36 1949...	4	4	171	101	50	20
37 acres 1954...	400	400	15,475	8,680	5,835	960
38 1949...	243	243	19,025	8,199	8,081	2,745
39 162-lb. bbl. 1954...	8,000	8,000	278,348	156,361	105,057	16,930
40 1949...	2,277	2,277	253,519	100,014	124,822	28,683
41 Peanuts harvested for picking or threshing.....multiple units reporting 1954...
42 1949...
43 subunits reporting 1954...
44 1949...
45 acres 1954...
46 1949...
47 pounds 1954...
48 1949...
49 Horses and/or mules....multiple units reporting 1954...	69	45	20	4	157	86	67	4
50 1950...	90	59	21	10	244	133	90	21
51 number 1954...	322	171	141	10	777	443	307	27
52 1950...	654	390	214	50	1,692	748	778	166
53 Landlord-tenant operations containing multiple units: All subunits including home farm.....number 1954...	249	121	105	23	612	212	364	36
54 1950...	434	177	193	64	1,136	357	674	105
55 Land in all subunits including home farm.....acres 1954...	23,055	8,678	13,322	1,055	86,676	35,950	45,405	5,321
56 1950...	56,609	13,570	29,241	13,798	120,549	38,021	66,695	15,833
57 Owned by operator of multiple unit..acres 1954...	16,712	5,450	10,403	859	52,238	21,919	25,682	4,637
58 1950...	45,830	11,402	28,250	6,178	97,381	28,291	55,494	13,596
59 Rented by operator of multiple unit.....acres 1954...	6,343	3,228	2,919	196	34,438	14,031	19,723	684
60 1950...	10,779	2,168	991	7,620	23,168	9,730	11,201	2,237
61 Subunits not included in multiple units.....operators reporting 1954...	26	...	20	6	80	...	74	6
62 1950...	44	...	29	15	132	...	108	24
63 number 1954...	53	...	44	9	200	...	182	18
64 1950...	137	...	108	29	413	...	378	35
65 Share tenants.....number 1954...	38	...	38	...	162	...	162	...
66 1950...	86	...	86	...	351	...	351	...
67 Other tenants, not croppers nor share tenants.....number 1954...	15	...	6	9	38	...	20	18
68 1950...	51	...	22	29	62	...	27	35
69 Land in subunits not included in multiple units.....acres 1954...	2,466	...	2,173	293	20,378	...	18,280	2,098
70 1950...	5,981	...	5,001	980	26,727	...	22,274	4,453

Economic Area Table 6.—MULTIPLE-UNIT OPERATIONS, BY KIND OF TENANT IN LANDLORD-TENANT OPERATION:
CENSUSES OF 1954 AND 1950--Continued

Item (For definitions and explanations, see text)	Area 8			
	Total	Kind of tenant in landlord-tenant operation		
		Croppers only	Croppers, share, and/or other tenants only	Croppers and tenants other than share tenants only
1 Multiple-unit operations.....number 1954...	79	50	21	8
2 1950...	163	104	44	15
3 Subunits in multiple-unit operations.....total number 1954...	244	150	67	27
4 1950...	506	312	161	33
5 Home farms.....number 1954...	74	47	20	7
6 1950...	159	103	42	14
7 Cropper farms.....number 1954...	170	103	47	20
8 1950...	347	209	119	19
9 Land in multiple-unit operations....total acres 1954...	49,492	28,642	13,270	7,580
10 1950...	92,797	37,024	48,722	7,051
11 Home farms.....acres 1954...	45,762	26,483	11,897	7,382
12 1950...	82,414	30,687	45,339	6,388
13 Cropper farms.....acres 1954...	3,730	2,159	1,373	198
14 1950...	10,383	6,337	3,383	663
15 Cropland harvested.....total acres 1954...	7,713	4,552	2,171	990
16 1949...	13,882	8,147	5,146	589
17 Corn harvested for grain.....multiple units reporting 1954...	61	38	19	4
18 1949...	143	93	39	11
19 subunits reporting 1954...	116	66	46	4
20 1949...	302	180	105	17
21 acres 1954...	1,222	602	561	59
22 1949...	3,013	1,892	971	150
23 bushels 1954...	10,798	5,942	4,511	345
24 1949...	51,111	31,097	17,255	2,759
25 Cotton harvested.....multiple units reporting 1954...	69	44	19	6
26 1949...	148	93	43	12
27 subunits reporting 1954...	166	106	50	10
28 1949...	387	234	132	21
29 acres 1954...	3,282	2,120	1,039	123
30 1949...	6,235	3,643	2,314	278
31 bales 1954...	1,202	874	302	26
32 1949...	4,005	2,307	1,495	203
33 Rice harvested.....multiple units reporting 1954...
34 1949...
35 subunits reporting 1954...
36 1949...
37 acres 1954...
38 1949...
39 162-lb. bbl. 1954...
40 1949...
41 Peanuts harvested for picking or threshing.....multiple units reporting 1954...	8	5	3	...
42 1949...	17	8	7	2
43 subunits reporting 1954...	8	5	3	...
44 1949...	21	9	10	2
45 acres 1954...	9	5	4	...
46 1949...	29	11	15	3
47 pounds 1954...	1,650	1,100	550	...
48 1949...	4,645	2,070	2,370	205
49 Horses and/or mules....multiple units reporting 1954...	77	48	21	8
50 1950...	146	95	38	13
51 number 1954...	449	272	147	30
52 1950...	822	457	282	83
53 Landlord-tenant operations containing multiple units: All subunits including home farm.....number 1954...	304	150	117	37
54 1950...	658	312	289	57
55 Land in all subunits including home farm.....acres 1954...	52,969	28,642	16,360	7,967
56 1950...	99,045	37,024	53,423	8,598
57 Owned by operator of multiple unit..acres 1954...	36,561	21,461	9,935	5,165
58 1950...	76,962	28,412	42,277	6,273
59 Rented by operator of multiple unit.....acres 1954...	16,408	7,181	6,425	2,802
60 1950...	22,083	8,612	11,146	2,325
61 Subunits not included in multiple units.....operators reporting 1954...	29	...	21	8
62 1950...	59	...	44	15
63 number 1954...	60	...	50	10
64 1950...	152	...	128	24
65 Share tenants.....number 1954...	39	...	39	...
66 1950...	112	...	112	...
67 Other tenants, not croppers nor share tenants.....number 1954...	21	...	11	10
68 1950...	40	...	16	24
69 Land in subunits not included in multiple units.....acres 1954...	3,477	...	3,090	387
70 1950...	6,248	...	4,701	1,547

MISSISSIPPI

State Economic Areas



MULTIPLE-UNIT OPERATIONS

County Table 1.—MULTIPLE-UNIT OPERATIONS:

Item (For definitions and explanations, see text)		The State	Adams	Alcorn	Amite	Attala	Benton	Boliver	Calhoun
1	All farms.....number	1954... 215,915	1,026	2,498	2,737	3,089	1,537	6,739	2,672
2	1950... 251,383	1,071	3,050	2,947	3,645	1,768	9,436	3,167	
3	Land in farms.....acres	1954... 20,702,412	185,646	199,795	334,846	358,773	158,609	454,562	275,564
4	1950... 20,710,770	129,797	215,464	311,577	349,773	172,340	490,713	293,367	
5	Cropland harvested.....acres	1954... 5,529,981	15,461	54,300	46,359	55,486	37,313	303,444	77,652
6	1949... 6,136,206	15,892	67,401	49,450	74,398	44,278	315,058	85,971	
7	Corn harvested for grain.....farms reporting	1954... 144,638	689	1,912	2,175	2,429	1,195	2,365	2,048
8	1949... 184,713	763	2,385	2,353	2,974	1,434	4,507	2,620	
9	acres	1954... 1,534,023	4,992	24,610	20,739	24,151	15,736	17,197	32,327
10	1949... 1,963,820	5,770	26,285	24,791	32,665	16,365	34,587	40,162	
11	bushels	1954... 25,164,783	104,672	468,826	454,096	339,526	147,486	290,749	302,400
12	1949... 37,933,711	86,669	632,998	394,867	426,602	292,124	787,268	889,453	
13	Cotton harvested.....farms reporting	1954... 156,249	582	1,757	1,689	2,067	1,232	6,518	1,980
14	1949... 190,732	594	2,453	1,736	2,679	1,418	9,131	2,299	
15	acres	1954... 1,948,329	3,655	16,533	11,474	16,842	13,775	137,203	20,880
16	1949... 2,767,507	3,516	27,813	14,846	27,173	17,209	210,583	25,821	
17	bales	1954... 1,547,593	3,061	12,792	8,082	12,167	9,347	126,449	14,717
18	1949... 1,496,902	1,955	14,676	5,240	7,505	7,170	131,864	13,892	
19	Rice harvested.....farms reporting	1954... 256	92	...
20	1949... (NA)	(NA)	(NA)	(NA)	(NA)	(NA)	(NA)	(NA)	(NA)
21	acres	1954... 73,604	31,685	...
22	1949... (NA)	(NA)	(NA)	(NA)	(NA)	(NA)	(NA)	(NA)	(NA)
23	bushels	1954... 4,311,179	1,819,344	...
24	1949... (NA)	(NA)	(NA)	(NA)	(NA)	(NA)	(NA)	(NA)	(NA)
25	Peanuts harvested for picking or threshing.....farms reporting	1954... 7,199	10	83	215	184	19	48	21
26	1949... 12,219	29	106	330	419	28	32	106	
27	acres	1954... 4,946	16	70	91	166	15	10	
28	1949... 7,086	8	41	107	234	19	12	55	
29	pounds	1954... 1,406,266	3,775	24,295	44,970	37,151	3,045	2,996	
30	1949... 2,510,355	5,242	21,166	52,634	76,843	5,874	3,016	21,501	
31	Horses and/or mules.....farms reporting	1954... 105,322	792	1,241	1,883	1,853	814	908	1,341
32	1950... 147,908	894	2,040	2,528	2,528	1,226	2,139	2,102	
33	number	1954... 242,810	2,145	2,774	3,876	4,339	2,033	2,441	3,234
34	1950... 393,494	2,564	5,290	4,791	6,256	2,907	8,134	5,899	
35	Multiple-unit operations.....number	1954... 18,041	15	239	178	298	179	724	278
36	1950... 20,904	16	244	184	364	183	923	282	
37	Subunits in multiple-unit operations.....number	1954... 78,709	76	592	501	907	605	5,336	855
38	1950... 97,256	42	585	516	1,128	562	7,853	809	
39	Home farms.....number	1954... 17,507	15	232	175	294	163	659	276
40	1950... 19,864	13	215	178	349	179	886	271	
41	Cropper farms.....number	1954... 61,202	61	360	326	613	442	4,677	579
42	1950... 77,392	29	370	358	879	383	6,967	538	
43	Land owned by landlord.....acres	1954... 6,036,358	26,606	54,130	59,053	81,741	49,103	235,779	88,648
44	1950... 6,459,217	19,784	51,520	53,041	99,991	55,238	310,861	78,587	
45	Land rented from others by landlord.....acres	1954... 1,697,762	1,250	4,714	6,974	23,447	15,931	108,928	11,580
46	1950... 1,720,194	750	4,999	4,579	15,969	16,904	120,189	14,727	
47	Land in multiple-unit operations.....acres	1954... 7,252,208	27,543	54,448	65,075	97,938	60,392	319,879	93,876
48	1950... 7,393,925	19,794	47,584	55,086	109,915	61,522	388,055	84,800	
49	Home farms.....acres	1954... 6,161,609	26,839	44,953	57,833	85,511	48,674	252,954	78,325
50	1950... 5,897,116	19,391	36,241	46,956	89,638	50,681	287,074	68,770	
51	Cropper farms.....acres	1954... 1,090,599	704	9,495	7,242	12,427	11,718	66,925	15,551
52	1950... 1,496,809	403	11,343	8,130	20,277	10,841	100,981	16,030	
53	Cropland harvested.....acres	1954... 2,691,677	2,698	15,644	10,769	21,044	17,456	224,374	31,125
54	1949... 2,911,275	1,351	15,642	10,471	28,879	17,098	259,617	27,639	
55	Corn harvested for grain.....multiple units reporting	1954... 16,342	15	235	173	288	172	499	272
56	1949... 19,100	15	228	181	347	178	715	278	
57	subunits reporting	1954... 45,505	62	499	421	756	474	1,626	699
58	1949... 62,308	32	468	421	932	461	3,263	694	
59	acres	1954... 513,466	801	6,736	4,614	8,963	6,544	13,114	11,140
60	1949... 660,744	292	4,951	4,951	12,002	5,972	24,383	12,146	
61	bushels	1954... 8,581,953	28,553	140,751	113,052	135,300	62,658	212,639	90,173
62	1949... 13,412,760	6,395	145,830	82,950	136,926	106,241	590,478	268,082	
63	Cotton harvested.....multiple units reporting	1954... 17,519	14	232	169	282	177	722	274
64	1949... 19,977	10	158	911	345	179	911	269	
65	subunits reporting	1954... 69,757	57	456	373	740	546	5,153	730
66	1949... 86,378	23	502	343	899	483	7,579	670	
67	acres	1954... 1,086,515	578	4,483	3,267	7,060	6,937	105,192	8,863
68	1949... 1,545,325	127	6,107	3,519	11,020	6,692	167,037	9,562	
69	bales	1954... 913,044	581	3,665	2,537	5,438	4,809	97,502	6,197
70	1949... 970,838	68	3,154	1,614	3,455	2,987	106,732	5,904	
71	Rice harvested.....multiple units reporting	1954... 92	42	...
72	1949... (NA)	(NA)	(NA)	(NA)	(NA)	(NA)	(NA)	(NA)	(NA)
73	subunits reporting	1954... 94	43	...
74	1949... (NA)	(NA)	(NA)	(NA)	(NA)	(NA)	(NA)	(NA)	(NA)
75	acres	1954... 26,545	13,913	...
76	1949... (NA)	(NA)	(NA)	(NA)	(NA)	(NA)	(NA)	(NA)	(NA)
77	bushels	1954... 1,627,072	804,268	...
78	1949... (NA)	(NA)	(NA)	(NA)	(NA)	(NA)	(NA)	(NA)	(NA)
79	Peanuts harvested for picking or threshing.....multiple units reporting	1954... 275	...	4	12	6	1
80	1949... 365	...	2	2	13	
81	subunits reporting	1954... 393	...	4	19	8	1	...	
82	1949... 471	...	2	4	22	
83	acres	1954... 301	...	4	13	7	1	...	
84	1949... 449	...	2	1	20	
85	pounds	1954... 93,824	...	755	6,707	1,970	176	...	
86	1949... 162,271	...	630	1,020	3,787	
87	Horses and/or mules.....multiple units reporting	1954... 14,178	15	188	171	269	145	287	237
88	1950... 17,991	16	219	169	337	173	587	267	
89	number	1954... 65,007	115	676	619	1,066	636	1,190	918
90	1950... 104,656	102	961	790	1,603	1,052	4,007	1,279	
91	Farms not in multiple units.....number	1954... 137,206	950	1,906	2,236	2,182	932	1,403	1,817
92	1950... 154,127	1,029	2,465	2,431	2,517	1,206	1,583	2,358	
93	Land in farms not in multiple units.....acres	1954... 13,450,204	158,103	145,347	269,771	260,835	98,217	134,683	181,688
94	1950... 13,116,845	110,003	167,880	256,491	239,813	110,818	102,658	208,567	

NA Not available. Z Reported in small fractions.

CENSUSES OF 1954 AND 1950

Carroll	Chickasaw	Choctaw	Claiborne	Clarke	Clay	Coahoma	Copiah	Covington	De Soto	Forrest	Franklin	George	
2,066	2,444	1,590	1,204	2,255	1,944	5,134	2,785	2,172	3,840	1,333	1,276	1,306	1
2,798	2,948	1,721	1,310	2,326	2,128	6,411	3,498	2,482	4,396	1,316	1,236	1,212	2
299,280	244,091	174,592	245,934	262,251	215,027	295,320	352,761	195,364	285,594	117,600	178,260	103,841	3
322,434	254,871	178,211	244,461	245,034	200,638	309,359	372,638	196,340	274,942	105,061	168,061	99,717	4
51,812	63,090	26,749	25,860	31,765	43,464	195,203	40,413	43,995	95,840	17,758	15,680	25,342	5
63,616	78,033	32,694	30,944	39,961	52,510	201,416	50,131	51,092	99,602	17,095	17,457	23,067	6
1,567	1,765	1,287	812	1,736	1,271	1,955	1,987	1,800	2,443	802	855	905	7
2,268	2,320	1,502	1,047	2,033	1,707	3,394	2,842	2,095	3,060	845	901	896	8
18,684	20,404	13,684	7,875	16,842	11,110	19,721	14,796	19,581	21,877	6,088	8,282	13,507	9
26,369	28,283	16,819	12,642	23,154	17,661	26,075	21,365	23,498	25,868	7,397	10,259	12,561	10
238,837	306,870	180,676	155,792	296,749	151,573	478,712	235,468	401,613	390,651	164,110	177,553	346,456	11
424,279	545,510	276,667	218,231	426,620	322,985	650,138	474,656	424,090	463,056	163,070	167,214	256,279	12
1,680	1,759	1,015	829	1,172	1,238	5,047	1,681	1,590	3,239	263	412	285	13
2,200	2,258	1,233	868	1,372	1,496	6,277	1,835	1,735	3,718	263	420	239	14
17,917	17,831	5,670	6,609	5,987	9,672	100,101	11,328	12,912	40,677	1,637	2,453	1,550	15
24,124	25,345	8,793	8,199	8,014	13,652	148,111	12,848	19,766	51,810	1,808	2,789	1,766	16
15,448	12,944	3,502	5,319	4,250	6,506	95,213	7,001	9,164	40,178	1,115	1,662	1,273	17
9,736	9,719	2,224	2,901	3,334	4,811	124,393	5,297	6,605	27,653	901	771	810	18
(NA)	(NA)	(NA)	(NA)	(NA)	(NA)	(NA)	(NA)	(NA)	(NA)	(NA)	(NA)	(NA)	19
(NA)	(NA)	(NA)	(NA)	(NA)	(NA)	(NA)	(NA)	(NA)	(NA)	(NA)	(NA)	(NA)	20
(NA)	(NA)	(NA)	(NA)	(NA)	(NA)	(NA)	(NA)	(NA)	(NA)	(NA)	(NA)	(NA)	21
(NA)	(NA)	(NA)	(NA)	(NA)	(NA)	(NA)	(NA)	(NA)	(NA)	(NA)	(NA)	(NA)	22
(NA)	(NA)	(NA)	(NA)	(NA)	(NA)	(NA)	(NA)	(NA)	(NA)	(NA)	(NA)	(NA)	23
(NA)	(NA)	(NA)	(NA)	(NA)	(NA)	(NA)	(NA)	(NA)	(NA)	(NA)	(NA)	(NA)	24
50	67	79	9	159	53	30	31	141	32	97	39	5	25
191	105	232	27	312	258	13	214	45	97	16	100	12	26
50	70	53	14	132	30	5	36	106	20	25	33	6	27
67	74	71	2	221	119	6	78	52	29	17	41	14	28
11,425	14,713	12,738	1,595	34,535	10,276	1,152	19,369	48,797	6,579	17,216	9,479	1,160	29
37,791	27,757	42,250	3,095	64,234	54,918	3,000	44,787	14,818	10,980	7,020	13,940	2,820	30
1,256	1,373	1,108	826	1,390	1,197	538	1,862	1,462	1,956	643	828	454	31
1,889	2,024	1,361	983	1,786	1,486	1,091	2,367	1,949	2,442	839	966	671	32
3,486	4,019	2,150	2,243	2,163	3,323	1,802	3,848	2,454	5,854	936	1,514	563	33
5,762	6,558	3,031	3,318	3,073	4,965	4,623	5,536	3,568	9,027	1,217	1,960	971	34
129	263	98	66	125	189	371	205	196	408	9	22	7	35
249	273	75	80	103	204	482	271	192	520	10	38	22	36
488	846	240	207	280	563	4,484	580	451	1,703	19	58	14	37
960	920	184	269	243	637	5,896	795	473	2,285	21	107	46	38
115	261	97	65	124	187	341	205	194	401	9	22	6	39
233	263	73	79	103	197	457	267	190	498	10	38	21	40
373	585	143	142	156	376	4,143	375	257	1,302	10	36	8	41
727	657	111	190	440	543	5,439	528	283	1,787	11	69	25	42
72,291	77,719	26,292	50,705	52,220	61,499	189,540	79,676	40,187	124,446	1,865	17,097	882	43
103,775	81,044	20,855	85,741	32,209	64,534	200,360	80,349	41,440	135,044	1,839	18,192	2,886	44
8,100	21,171	2,720	9,726	3,390	16,705	75,460	10,591	3,799	49,584	7	967	...	45
31,628	15,750	1,476	9,061	1,416	9,745	82,676	19,435	3,082	55,805	...	1,612	128	46
77,400	91,512	28,100	59,526	53,855	75,256	243,673	88,109	43,294	152,403	1,872	15,569	882	47
114,613	86,651	21,280	90,646	32,537	71,301	258,797	94,898	42,746	148,118	1,839	19,158	2,954	48
70,772	79,720	24,545	57,110	51,047	68,258	84,822	81,584	36,692	132,821	840	14,323	570	49
97,210	69,848	17,945	83,894	28,725	61,805	186,822	84,962	35,140	115,022	1,544	17,188	1,983	50
6,628	11,792	3,555	2,416	2,808	6,998	6,525	6,525	6,602	19,582	1,032	1,246	312	51
17,403	16,803	3,335	6,752	3,812	9,496	71,975	9,936	7,606	33,096	295	1,970	971	52
14,412	27,364	4,753	7,620	4,612	16,880	163,441	11,740	9,870	52,497	383	1,575	533	53
26,431	30,080	4,867	10,184	5,022	20,987	176,216	13,581	11,368	54,346	440	2,595	1,074	54
119	250	98	62	124	171	283	194	195	357	8	22	7	55
237	258	73	76	102	201	391	264	188	465	10	38	20	56
363	641	203	148	220	420	1,563	448	356	1,035	11	52	11	57
723	751	157	222	201	559	2,846	661	383	1,467	15	85	28	58
4,728	7,820	2,651	1,838	2,351	3,889	16,301	4,138	4,160	10,731	115	867	265	59
9,298	10,253	2,156	3,696	2,662	6,260	21,462	5,630	5,099	13,329	206	1,215	639	60
67,206	143,878	38,045	40,206	45,847	65,298	393,721	69,382	90,646	221,510	3,135	18,932	4,458	61
169,249	196,950	40,840	62,070	55,228	130,907	543,252	137,499	93,178	272,180	3,850	20,935	12,505	62
126	251	93	63	111	182	370	193	193	400	5	18	4	63
236	262	70	89	191	206	479	206	185	508	6	24	6	64
418	713	167	165	171	434	4,427	410	324	1,547	7	34	6	65
806	757	146	208	159	506	5,797	430	355	1,979	10	57	9	66
5,258	8,177	1,178	1,486	1,073	3,949	81,889	3,532	2,972	21,454	71	316	40	67
10,707	10,982	1,651	1,931	1,253	4,866	127,748	3,651	4,585	26,465	86	566	61	68
4,796	6,551	764	1,322	682	3,058	79,633	2,321	2,189	22,068	57	210	36	69
5,618	4,885	514	826	603	2,200	106,564	1,868	1,711	16,666	38	169	39	70
(NA)	(NA)	(NA)	(NA)	(NA)	(NA)	(NA)	(NA)	(NA)	(NA)	(NA)	(NA)	(NA)	71
(NA)	(NA)	(NA)	(NA)	(NA)	(NA)	(NA)	(NA)	(NA)	(NA)	(NA)	(NA)	(NA)	72
(NA)	(NA)	(NA)	(NA)	(NA)	(NA)	(NA)	(NA)	(NA)	(NA)	(NA)	(NA)	(NA)	73
(NA)	(NA)	(NA)	(NA)	(NA)	(NA)	(NA)	(NA)	(NA)	(NA)	(NA)	(NA)	(NA)	74
(NA)	(NA)	(NA)	(NA)	(NA)	(NA)	(NA)	(NA)	(NA)	(NA)	(NA)	(NA)	(NA)	75
(NA)	(NA)	(NA)	(NA)	(NA)	(NA)	(NA)	(NA)	(NA)	(NA)	(NA)	(NA)	(NA)	76
(NA)	(NA)	(NA)	(NA)	(NA)	(NA)	(NA)	(NA)	(NA)	(NA)	(NA)	(NA)	(NA)	77
(NA)	(NA)	(NA)	(NA)	(NA)	(NA)	(NA)	(NA)	(NA)	(NA)	(NA)	(NA)	(NA)	78
...	4	5	1	12	3	...	1	4	2	...	1	...	79
12	5	2	1	11	14	1	3	2	8	1	3	...	80
...	4	5	2	17	5	...	2	5	11	...	1	...	81
14	5	1	2	12	15	1	6	2	11	1	1	...	82
...	4	5	2	15	5	...	2	7	4	...	1	...	83
12	6	1	(Z)	12	14	...	1	3	9	1	(Z)	...	84
...	760	686	550	3,972	1,590	...	300	2,688	411	...	100	...	85
3,200	2,100	450	360	3,404	3,701	50	882	1,500	1,148	3,000	200	...	86
102	228	93	59	109	179	195	189	175	357	4	21	1	87
223	246	69	67	111	183	332	258	179	458	8	37	10	88
570	1,259	266	273	260	958	1,292	712	446	2,265	5	81	3	89
1,399	1,754	260	461	298	1,202	2,735	1,163	621	3,295	20	159	14	90
1,578	1,598	1,350	997	1,975	1,381	650	2,205	1,721	2,137	1,314	1,218	1,292	91
1,838	2,028	1,537	1,041	2,083	1,491	515	2,703	2,009	2,111	1,295	1,129	1,166	92
221,880	152,579	146,492	186,408	208,396	139,771	51,647	264,652	152,070	133,191	115,728	162,691	102,959	93
207,821	168,220	156,931	153,815	212,497	129,337	50,562	277,740	153,594	126,824	103,222	148,903	96,763	94

MULTIPLE-UNIT OPERATIONS

County Table 1.—MULTIPLE-UNIT OPERATIONS:

Item (For definitions and explanations, see text)		Greene	Grenada	Hancock	Harrison	Hinds	Holmes	Humphreys	Issaquena	Itawamba
1	All farms.....number	1954... 1,124	1,394	711	1,046	4,627	4,108	2,614	605	2,504
2		1950... 944	1,634	662	1,122	5,005	4,831	3,238	801	3,217
3	Land in farms.....acres	1954... 162,772	199,630	77,750	86,149	455,892	438,959	213,844	110,883	235,517
4		1950... 143,898	195,215	61,163	74,906	437,468	425,798	211,277	109,884	265,779
5	Cropland harvested.....acres	1954... 17,344	40,003	9,811	13,843	92,568	104,649	125,884	37,611	52,481
6		1949... 17,666	42,527	8,598	12,628	94,594	124,431	117,828	41,672	68,670
7	Corn harvested for grain.....farms reporting	1954... 854	1,070	333	329	3,285	2,947	996	285	1,965
8		1949... 789	1,303	336	315	3,665	3,664	1,414	422	2,680
9	acres	1954... 9,651	14,134	2,040	1,888	29,142	25,916	6,767	2,349	26,955
10		1949... 10,172	15,917	1,923	1,641	33,668	41,035	13,417	5,052	32,328
11	bushels	1954... 194,780	156,994	65,517	38,443	371,970	348,724	88,327	58,869	374,738
12		1949... 173,571	289,781	54,471	40,696	505,722	599,655	234,720	83,000	701,312
13	Cotton harvested.....farms reporting	1954... 348	1,123	9	4	3,333	3,407	2,505	560	1,650
14		1949... 221	1,292	16	1	3,560	3,960	3,101	713	2,541
15	acres	1954... 1,437	14,435	30	14	33,817	41,042	55,566	13,646	14,014
16		1949... 1,130	17,898	55	9	40,293	58,921	87,838	22,372	25,540
17	bales	1954... 955	12,059	26	10	23,474	36,426	44,946	12,427	8,955
18		1949... 549	9,796	27	2	12,912	32,783	51,100	10,810	11,511
19	Rice harvested.....farms reporting	1954...	1	16
20		1949... (NA)	(NA)	(NA)	(NA)	(NA)	(NA)	(NA)	(NA)	(NA)
21	acres	1954...	20	4,491
22		1949... (NA)	(NA)	(NA)	(NA)	(NA)	(NA)	(NA)	(NA)	(NA)
23	bushels	1954...	355	181,550
24		1949... (NA)	(NA)	(NA)	(NA)	(NA)	(NA)	(NA)	(NA)	(NA)
25	Peanuts harvested for picking or threshing.....farms reporting	1954... 18	69	..	1	100	170	14	..	147
26		1949... 25	163	1	8	238	343	29	1	216
27	acres	1954... 62	37	..	1	67	56	5	..	165
28		1949... 74	75	1	1	273	239	4	1	149
29	pounds	1954... 19,659	9,123	..	150	26,116	18,121	2,736	..	30,743
30		1949... 42,139	28,245	300	897	58,580	67,214	5,611	25	51,645
31	Horses and/or mules.....farms reporting	1954... 576	676	364	429	3,028	1,969	601	212	1,308
32		1950... 678	1,081	447	559	3,617	2,745	1,122	387	2,279
33	number	1954... 753	1,685	580	594	7,590	5,343	1,483	602	2,580
34		1950... 1,051	3,138	691	786	9,381	8,474	3,213	1,057	5,183
35	Multiple-unit operations.....number	1954... 33	143	..	2	307	308	291	43	171
36		1950... 7	149	..	2	378	398	375	48	187
37	Subunits in multiple-unit operations.....number	1954... 67	577	..	4	1,310	1,725	1,765	287	398
38		1950... 15	571	..	4	1,653	2,387	2,354	389	443
39	Home farms.....number	1954... 33	140	..	2	295	305	275	39	168
40		1950... 6	139	..	2	352	373	338	42	183
41	Cropper farms.....number	1954... 34	437	..	2	1,015	1,420	1,490	248	230
42		1950... 9	432	..	2	1,301	2,014	2,016	347	260
43	Land owned by landlord.....acres	1954... 12,264	67,575	..	82	157,234	154,616	112,927	51,419	42,749
44		1950... 4,718	67,145	..	484	187,074	188,647	124,023	47,824	37,447
45	Land rented from others by landlord.....acres	1954... 34	20,895	..	151	35,604	58,914	34,114	13,284	1,885
46		1950... ..	21,658	34,661	42,993	28,947	8,094	1,990
47	Land in multiple-unit operations.....acres	1954... 12,251	82,922	..	233	168,795	206,414	141,812	64,046	40,832
48		1950... 4,688	81,556	..	484	191,152	210,175	145,527	53,904	35,908
49	Home farms.....acres	1954... 11,512	73,877	..	208	149,346	182,577	120,521	61,292	32,955
50		1950... 4,003	70,240	..	455	161,845	170,971	114,974	50,406	29,007
51	Cropper farms.....acres	1954... 739	9,045	..	25	19,449	23,837	21,291	2,754	7,877
52		1950... 685	11,316	..	29	29,207	39,204	30,553	3,498	6,901
53	Cropland harvested.....acres	1954... 1,139	18,671	..	85	34,971	56,957	86,932	19,531	9,733
54		1949... 223	19,125	..	26	39,630	68,140	84,980	21,470	10,657
55	Corn harvested for grain.....multiple units reporting	1954... 32	139	..	2	294	292	198	29	168
56		1949... 7	140	..	1	354	371	259	39	179
57	subunits reporting	1954... 48	463	..	3	1,011	1,163	482	80	324
58		1949... 12	454	..	1	1,260	1,587	820	98	371
59	acres	1954... 769	6,624	..	7	10,213	10,608	3,756	1,017	4,545
60		1949... 144	6,421	..	10	13,572	17,331	8,264	1,950	4,422
61	bushels	1954... 15,239	81,450	..	130	143,535	176,102	42,889	30,828	64,854
62		1949... 2,520	121,133	..	100	202,193	300,020	156,522	32,104	93,749
63	Cotton harvested.....multiple units reporting	1954... 10	142	300	306	290	43	161
64		1949... 4	144	357	370	371	48	182
65	subunits reporting	1954... 11	525	1,135	1,583	1,683	279	293
66		1949... 5	488	1,376	2,160	2,272	384	371
67	acres	1954... 64	7,043	13,100	22,900	38,549	7,688	2,831
68		1949... 48	7,877	16,972	35,582	62,784	12,276	4,371
69	bales	1954... 41	6,102	9,123	21,732	31,472	6,610	1,909
70		1949... 16	5,024	6,549	25,389	37,932	7,278	2,214
71	Rice harvested.....multiple units reporting	1954...
72		1949... (NA)	(NA)	(NA)	(NA)	(NA)	(NA)	(NA)	(NA)	(NA)
73	subunits reporting	1954...
74		1949... (NA)	(NA)	(NA)	(NA)	(NA)	(NA)	(NA)	(NA)	(NA)
75	acres	1954...
76		1949... (NA)	(NA)	(NA)	(NA)	(NA)	(NA)	(NA)	(NA)	(NA)
77	bushels	1954...
78		1949... (NA)	(NA)	(NA)	(NA)	(NA)	(NA)	(NA)	(NA)	(NA)
79	Peanuts harvested for picking or threshing.....multiple units reporting	1954... 1	9	2	2	12
80		1949... 1	8	8	14
81	subunits reporting	1954... 1	10	2	11	12
82		1949... 2	11	9	14
83	acres	1954... 18	10	2	3	14
84		1949... 10	11	10	19
85	pounds	1954... 8,000	3,431	630	1,464	3,365
86		1949... 7,300	2,392	4,007	3,420
87	Horses and/or mules.....multiple units reporting	1954... 18	112	..	2	278	271	154	29	132
88		1950... 6	125	..	2	360	347	269	41	166
89	number	1954... 29	512	..	3	2,229	1,515	642	225	391
90		1950... 18	711	..	8	2,619	2,720	1,533	312	589
91	Farms not in multiple units.....number	1954... 1,057	817	711	1,042	3,317	2,383	849	318	2,106
92		1950... 929	1,063	662	1,118	3,352	2,444	884	412	2,774
93	Land in farms not in multiple units.....acres	1954... 150,521	116,708	77,750	85,916	287,097	232,545	72,032	46,837	194,685
94		1950... 139,210	113,659	61,163	74,422	246,316	215,623	65,750	55,980	229,871

CENSUSES OF 1954 AND 1950—Continued

Jackson	Jasper	Jefferson	Jefferson Davis	Jones	Kemper	Lafayette	Lamar	Lauderdale	Lawrence	Leake	Lee	Leflore	
1,216	2,735	1,787	2,499	3,610	2,475	2,532	1,570	2,557	1,791	3,737	3,960	4,938	1
1,031	2,931	1,871	2,723	3,853	2,808	2,925	1,592	2,895	2,056	4,131	4,962	6,119	2
98,055	279,849	251,906	218,307	264,837	278,583	296,051	174,599	273,180	183,500	275,747	244,809	344,127	3
83,430	272,630	224,887	216,354	277,858	292,059	310,198	159,107	262,095	195,182	262,840	253,819	337,610	4
9,351	40,359	25,373	58,195	50,707	47,899	56,471	31,372	35,084	33,126	61,414	90,987	198,574	5
8,341	55,882	28,761	65,970	60,541	65,811	63,876	29,673	46,244	43,884	77,309	104,320	195,876	6
445	2,210	1,301	2,098	2,580	2,062	1,858	1,059	1,833	1,490	3,054	2,873	2,054	7
326	2,635	1,475	2,362	3,066	2,461	2,257	1,194	2,326	1,787	3,466	3,727	3,909	8
3,569	21,672	10,286	27,945	23,513	25,310	21,816	11,507	18,084	17,684	31,224	32,679	15,672	9
2,403	31,507	12,125	30,666	30,938	32,842	24,594	13,546	24,277	21,657	33,253	38,491	30,587	10
94,908	435,347	180,973	522,180	554,753	317,216	227,416	272,918	252,536	369,782	514,192	596,893	222,761	11
45,503	611,134	187,295	481,132	668,159	541,296	428,243	281,198	465,221	357,926	632,115	992,388	584,737	12
12	1,611	1,131	1,958	1,599	1,765	1,961	670	1,121	1,258	2,742	2,883	4,775	13
8	2,000	1,156	2,264	2,007	2,116	2,283	725	1,531	1,559	3,343	3,789	5,862	14
61	9,163	6,780	19,700	10,788	13,475	21,021	4,779	7,602	10,179	22,530	32,129	86,254	15
38	14,523	7,633	27,467	15,811	21,988	27,049	5,325	11,425	15,395	32,890	44,913	114,525	16
56	6,019	5,227	14,161	8,180	6,360	15,536	3,587	3,755	7,429	16,034	24,163	72,688	17
18	5,429	3,236	9,157	6,817	4,853	11,508	2,784	4,698	5,530	10,759	21,724	85,887	18
...	22
(NA)	(NA)	(NA)	(NA)	(NA)	(NA)	(NA)	(NA)	(NA)	(NA)	(NA)	(NA)	(NA)	19
(NA)	(NA)	(NA)	(NA)	(NA)	(NA)	(NA)	(NA)	(NA)	(NA)	(NA)	(NA)	(NA)	21
...	22
...	(NA)	(NA)	(NA)	(NA)	(NA)	(NA)	(NA)	(NA)	(NA)	(NA)	(NA)	(NA)	23
6	281	95	233	80	162	86	27	153	111	382	45	4	25
9	448	74	225	128	367	197	59	314	77	586	100	27	26
2	108	25	229	49	141	94	26	108	27	134	53	2	27
5	176	29	120	99	265	87	18	197	35	175	78	14	28
685	55,963	10,513	58,676	18,845	29,181	19,247	10,570	25,295	16,652	49,647	8,740	705	29
1,930	88,931	7,650	35,328	38,460	67,894	34,845	12,108	80,257	16,782	110,800	28,976	4,963	30
384	1,868	1,276	1,604	1,949	1,845	1,381	784	1,543	1,200	2,321	1,705	453	31
477	2,341	1,504	2,033	2,686	2,134	1,997	1,151	2,002	1,478	2,901	2,747	986	32
607	3,411	3,229	3,105	3,034	4,197	3,636	1,157	2,631	2,240	4,740	4,371	1,785	33
708	4,939	4,304	4,268	4,735	5,484	6,086	1,895	3,638	3,008	6,599	8,348	5,104	34
1	191	101	272	198	220	271	37	189	176	531	490	416	35
1	191	54	242	246	249	302	29	194	163	509	652	477	36
2	459	261	659	448	560	841	76	468	456	1,327	1,498	4,268	37
2	486	173	631	567	644	915	63	501	406	1,313	2,066	5,326	38
1	191	100	269	197	215	264	37	174	174	529	483	399	39
1	176	52	234	241	235	291	27	182	161	491	618	447	40
1	268	161	390	251	345	577	39	282	798	1,015	3,869	41	41
1	310	121	397	326	409	624	36	319	245	822	1,448	4,879	42
101	57,293	72,797	58,945	31,878	58,395	97,300	5,982	53,792	42,551	90,597	89,394	217,719	43
152	51,768	42,269	50,251	39,969	76,221	106,865	5,483	49,941	37,767	80,225	101,076	217,713	44
...	5,291	11,880	4,398	3,136	3,648	32,988	321	6,136	10,506	22,477	95,780	45	45
...	3,143	3,570	4,959	3,781	3,885	26,062	280	7,323	2,686	6,373	28,940	92,859	46
101	59,027	77,694	59,402	34,574	57,756	116,079	6,239	54,639	45,841	95,295	98,032	301,848	47
152	52,565	42,377	52,359	41,214	71,384	115,348	5,715	53,480	38,589	81,351	109,526	294,856	48
61	52,577	75,475	50,738	28,138	50,466	100,444	5,488	47,156	39,609	80,405	73,298	247,164	49
140	42,948	40,331	40,542	32,916	59,837	94,451	4,827	45,769	32,447	63,234	72,773	213,017	50
40	6,450	2,219	8,664	6,436	7,296	15,635	751	7,483	6,232	24,714	24,714	54,684	51
12	9,617	2,046	11,817	8,298	11,547	20,897	888	7,711	6,142	18,117	36,753	81,839	52
10	8,688	7,090	15,342	9,117	11,821	23,450	1,573	9,223	10,015	22,865	39,968	176,062	53
14	11,421	4,732	16,943	11,870	15,959	23,881	1,406	11,110	10,565	25,324	52,373	175,465	54
1	187	91	267	195	218	259	36	184	173	525	473	306	55
1	185	52	237	241	243	282	26	188	157	497	614	394	56
2	377	188	534	347	469	620	54	378	376	1,088	1,178	1,617	57
1	390	145	529	467	546	699	42	432	352	1,071	1,652	3,515	58
5	4,210	2,249	7,396	3,891	6,239	8,135	621	4,928	5,236	10,207	13,718	13,244	59
12	5,685	1,518	7,828	5,686	7,266	7,266	522	5,314	4,481	10,239	17,906	27,092	60
300	90,600	51,185	151,808	94,999	81,505	93,407	14,582	75,470	104,124	178,683	277,199	191,191	61
240	116,897	28,495	118,259	119,311	128,375	160,020	11,772	106,184	75,384	200,290	474,385	502,326	62
...	176	93	264	187	211	169	29	165	522	479	416	63	63
...	174	48	237	225	235	295	21	166	155	495	627	471	64
...	303	176	513	278	428	710	44	306	353	1,029	1,248	4,084	65
...	354	120	510	397	501	768	33	335	306	1,072	1,750	5,148	66
...	2,292	1,409	5,123	2,853	3,527	8,764	281	2,600	3,317	8,949	14,482	73,304	67
...	3,733	880	7,077	4,523	5,420	10,247	299	3,442	3,644	11,003	22,857	98,594	68
...	1,604	1,093	3,822	2,245	1,715	6,583	221	1,395	2,501	6,642	11,235	62,228	69
...	1,469	444	2,619	2,034	1,470	4,971	157	1,559	1,429	3,874	10,952	75,360	70
...	71
(NA)	(NA)	(NA)	(NA)	(NA)	(NA)	(NA)	(NA)	(NA)	(NA)	(NA)	(NA)	(NA)	72
(NA)	(NA)	(NA)	(NA)	(NA)	(NA)	(NA)	(NA)	(NA)	(NA)	(NA)	(NA)	(NA)	73
(NA)	(NA)	(NA)	(NA)	(NA)	(NA)	(NA)	(NA)	(NA)	(NA)	(NA)	(NA)	(NA)	74
(NA)	(NA)	(NA)	(NA)	(NA)	(NA)	(NA)	(NA)	(NA)	(NA)	(NA)	(NA)	(NA)	75
(NA)	(NA)	(NA)	(NA)	(NA)	(NA)	(NA)	(NA)	(NA)	(NA)	(NA)	(NA)	(NA)	76
(NA)	(NA)	(NA)	(NA)	(NA)	(NA)	(NA)	(NA)	(NA)	(NA)	(NA)	(NA)	(NA)	77
(NA)	(NA)	(NA)	(NA)	(NA)	(NA)	(NA)	(NA)	(NA)	(NA)	(NA)	(NA)	(NA)	78
...	7	1	6	3	6	11	1	7	9	24	4	...	79
...	17	...	4	9	5	6	2	18	2	11	5	...	80
...	8	...	7	5	11	15	1	10	11	29	5	...	81
...	26	...	4	9	9	7	2	22	2	13	7	...	82
...	11	...	8	5	7	18	1	7	1	4	5	...	83
...	13	...	5	15	12	8	(2)	28	2	10	16	...	84
...	3,232	450	2,475	1,175	2,045	2,745	300	1,298	936	3,227	732	...	85
...	5,415	...	1,392	6,475	2,170	4,506	425	11,313	400	3,870	9,830	...	86
1	179	89	229	171	202	232	30	155	149	487	409	245	87
...	164	51	210	231	218	272	24	181	151	485	573	380	88
2	539	473	665	439	716	985	49	450	504	1,416	1,680	1,427	89
...	625	383	802	781	932	1,627	57	660	599	2,162	2,919	3,444	90
1,214	2,276	1,526	1,840	3,162	1,915	1,691	1,494	2,089	1,335	2,410	2,462	670	91
1,029	2,445	1,698	2,092	3,286	2,164	2,010	1,529	2,394	1,650	2,818	2,896	793	92
97,954	220,822	174,212	158,905	230,263	220,827	179,972	168,360	218,541	137,659	180,452	146,797	42,279	93
83,278	220,065	182,510	163,995	236,644	220,675	194,850	153,392	208,615	156,593	181,489	144,293	42,754	94

MULTIPLE-UNIT OPERATIONS

County Table 1.—MULTIPLE-UNIT OPERATIONS:

Item (For definitions and explanations, see text)		Lincoln	Lowdee	Madison	Marion	Marshall	Monroe	Montgomery	Neshoba	Newton
1	All farms.....number 1954...	2,717	2,317	4,059	2,667	3,483	3,775	1,642	3,569	2,870
2	1950...	2,950	2,928	4,390	2,886	4,108	4,369	1,929	4,154	3,263
3	Land in farms.....acres 1954...	267,847	266,412	391,024	237,720	367,611	380,101	197,150	283,562	265,420
4	1950...	277,908	271,117	373,396	242,917	369,692	387,339	214,707	294,053	269,656
5	Cropland harvested.....acres 1954...	36,779	80,593	108,855	49,331	80,653	120,300	32,414	67,159	55,732
6	1949...	42,474	93,930	115,536	56,936	97,600	142,817	35,960	86,572	66,561
7	Corn harvested for grain.....farms reporting 1954...	1,929	1,659	3,159	2,061	2,737	2,779	1,268	2,909	2,302
8	1949...	2,205	2,327	3,625	2,316	3,383	3,653	1,449	3,671	2,866
9	acres 1954...	17,724	19,004	34,721	24,689	26,648	38,447	14,268	32,955	26,639
10	1949...	22,301	26,802	41,048	29,859	32,687	46,693	15,386	42,617	35,423
11	bushels 1954...	427,584	161,665	425,884	528,887	305,529	453,424	208,900	587,998	474,498
12	1949...	454,303	534,806	555,655	609,279	461,235	784,684	229,601	926,077	742,701
13	Cotton harvested.....farms reporting 1954...	1,167	1,805	3,538	1,557	3,095	2,832	1,150	2,544	1,785
14	1949...	1,457	2,288	3,770	1,824	3,664	3,706	1,300	3,282	2,330
15	acres 1954...	7,100	19,714	41,453	11,731	38,225	36,310	9,683	18,868	11,610
16	1949...	11,219	28,805	53,310	17,501	49,026	55,991	12,635	28,364	18,083
17	bales 1954...	5,259	10,091	28,901	8,701	32,054	22,558	8,509	10,851	6,949
18	1949...	4,360	12,717	21,005	8,620	19,631	23,867	4,002	9,738	5,644
19	Rice harvested.....farms reporting 1954...
20	1949...	(NA)	(NA)	(NA)	(NA)	(NA)	(NA)	(NA)	(NA)	(NA)
21	acres 1954...	(NA)	(NA)	(NA)	(NA)	(NA)	(NA)	(NA)	(NA)	(NA)
22	1949...	(NA)	(NA)	(NA)	(NA)	(NA)	(NA)	(NA)	(NA)	(NA)
23	bushels 1954...	(NA)	(NA)	(NA)	(NA)	(NA)	(NA)	(NA)	(NA)	(NA)
24	1949...	(NA)	(NA)	(NA)	(NA)	(NA)	(NA)	(NA)	(NA)	(NA)
25	Peanuts harvested for picking or threshing.....farms reporting 1954...	145	156	288	49	77	74	68	148	240
26	1949...	64	222	388	99	95	342	165	238	186
27	acres 1954...	74	162	199	64	56	67	50	100	163
28	1949...	23	212	387	79	71	163	109	199	83
29	pounds 1954...	34,294	26,381	32,601	16,236	11,754	16,207	12,502	29,208	39,804
30	1949...	14,577	48,745	76,036	20,601	10,932	81,190	35,372	72,070	38,287
31	Horses and/or mules.....farms reporting 1954...	1,696	1,286	2,498	1,607	2,051	1,633	976	2,278	1,781
32	1950...	2,173	1,916	3,068	2,082	2,982	2,619	1,317	3,069	2,469
33	number 1954...	2,901	3,711	7,037	2,650	6,584	4,340	2,207	4,686	3,301
34	1950...	4,150	5,812	9,256	3,821	10,298	7,777	3,397	6,863	5,207
35	Multiple-unit operations.....number 1954...	123	174	354	185	396	360	182	413	194
36	1950...	153	193	374	202	527	457	173	473	257
37	Subunits in multiple-unit operations.....number 1954...	292	666	1,358	446	1,661	1,263	497	979	439
38	1950...	377	682	1,510	501	1,936	1,628	500	1,150	608
39	Home farms.....number 1954...	122	167	343	184	371	350	178	413	191
40	1950...	151	183	397	198	471	432	169	462	255
41	Cropper farms.....number 1954...	170	499	1,015	262	1,290	913	319	566	248
42	1950...	226	499	1,173	303	1,465	1,196	331	688	353
43	Land owned by landlord.....acres 1954...	27,235	89,702	126,647	43,188	130,181	120,518	53,883	71,708	33,607
44	1950...	35,364	87,006	131,816	46,872	149,090	148,602	52,543	81,608	54,166
45	Land rented from others by landlord.....acres 1954...	2,607	17,552	40,925	1,252	87,039	31,087	7,882	4,605	2,282
46	1950...	1,039	21,774	50,963	1,792	84,698	38,063	8,572	3,622	5,138
47	Land in multiple-unit operations.....acres 1954...	28,503	100,729	161,994	43,365	194,395	141,485	59,396	74,753	35,590
48	1950...	34,805	93,168	159,882	46,633	195,731	166,113	53,905	80,627	50,806
49	Home farms.....acres 1954...	24,574	89,678	144,473	37,571	162,347	119,262	51,972	62,362	30,968
50	1950...	29,862	78,920	134,498	35,715	156,692	132,806	44,669	63,987	43,030
51	Cropper farms.....acres 1954...	3,929	11,051	17,521	5,794	32,048	22,223	7,964	12,391	4,622
52	1950...	4,943	14,248	25,384	10,918	39,039	33,307	9,236	16,640	7,776
53	Cropland harvested.....acres 1954...	5,991	31,936	43,163	10,841	43,333	53,044	12,042	20,801	9,247
54	1949...	7,020	34,613	44,372	12,711	48,387	65,731	12,038	26,549	13,924
55	Corn harvested for grain.....multiple units reporting 1954...	120	150	331	181	377	332	170	407	190
56	1949...	149	180	356	195	501	418	164	462	251
57	subunits reporting 1954...	249	427	1,001	330	1,295	930	386	844	373
58	1949...	312	488	1,187	402	1,534	1,262	389	1,015	533
59	acres 1954...	3,005	5,200	12,201	4,659	13,507	13,245	4,852	9,833	4,663
60	1949...	3,407	6,236	14,350	6,114	15,101	16,935	4,523	12,105	6,718
61	bushels 1954...	70,159	46,146	161,828	113,554	152,373	186,080	90,392	184,575	81,458
62	1949...	69,109	150,165	235,081	117,834	230,106	327,333	71,977	281,659	150,795
63	Cotton harvested.....multiple units reporting 1954...	112	170	346	178	395	353	174	405	187
64	1949...	131	184	361	179	519	448	160	454	238
65	subunits reporting 1954...	193	571	1,215	299	1,531	1,062	385	752	309
66	1949...	240	547	1,286	356	1,741	1,415	366	928	456
67	acres 1954...	1,675	7,256	14,413	2,767	21,264	15,529	3,796	6,338	2,244
68	1949...	2,411	7,774	19,212	4,610	24,203	23,301	4,206	9,547	3,952
69	bales 1954...	1,286	4,253	10,259	2,165	18,458	10,828	3,583	3,819	1,379
70	1949...	1,001	4,060	9,722	2,431	10,708	10,870	1,569	3,490	1,356
71	Rice harvested.....multiple units reporting 1954...
72	1949...	(NA)	(NA)	(NA)	(NA)	(NA)	(NA)	(NA)	(NA)	(NA)
73	subunits reporting 1954...
74	1949...	(NA)	(NA)	(NA)	(NA)	(NA)	(NA)	(NA)	(NA)	(NA)
75	acres 1954...
76	1949...	(NA)	(NA)	(NA)	(NA)	(NA)	(NA)	(NA)	(NA)	(NA)
77	bushels 1954...
78	1949...	(NA)	(NA)	(NA)	(NA)	(NA)	(NA)	(NA)	(NA)	(NA)
79	Peanuts harvested for picking or threshing.....multiple units reporting 1954...	1	2	8	...	2	12	3
80	1949...	3	10	5	3	9	14	7
81	subunits reporting 1954...	4	3	22	...	5	14	4
82	1949...	3	15	5	3	11	27	9	14	...
83	acres 1954...	2	2	12	...	2	6	3
84	1949...	2	19	5	3	12	16	10	18	...
85	pounds 1954...	795	824	2,257	...	870	2,220	695
86	1949...	1,440	4,805	954	2,000	1,915	5,823	3,850	8,605	...
87	Horses and/or mules....multiple units reporting 1954...	113	129	303	160	365	240	151	394	169
88	1950...	146	157	339	195	490	382	167	450	247
89	number 1954...	368	898	1,810	447	2,532	1,228	538	1,245	440
90	1950...	563	1,276	2,434	699	3,800	2,267	825	1,700	845
91	Farms not in multiple units.....number 1954...	2,425	1,651	2,701	2,221	1,822	2,512	1,145	2,590	2,431
92	1950...	2,573	2,246	2,880	2,385	2,172	2,741	1,429	3,004	2,655
93	Land in farms not in multiple units.....acres 1954...	239,344	165,683	229,030	194,355	173,216	238,616	137,214	208,809	229,830
94	1950...	243,103	177,949	213,514	196,284	173,961	221,226	160,802	213,426	218,850

NA Not available. Z Reported in small fractions.

CENSUSES OF 1954 AND 1950—Continued

Noxubee	Oktibbeha	Panola	Pearl River	Perry	Pike	Pontotoc	Prentiss	Quitman	Rankin	Scott	Sharkey	Simpson
2,685	2,103	4,457	1,767	1,065	2,531	3,402	2,758	3,864	2,896	2,872	1,431	2,802
3,239	2,262	5,164	1,868	1,094	2,668	4,039	3,294	4,724	3,102	3,077	1,800	3,151
390,585	213,799	375,100	237,860	102,764	207,817	278,444	225,711	229,154	332,464	243,916	139,248	273,656
379,851	221,692	413,597	198,821	107,414	208,846	289,137	228,897	240,274	321,452	224,441	133,970	269,596
67,749	38,278	116,118	72,893	19,404	36,231	76,740	67,217	140,046	43,323	46,267	84,032	52,062
84,539	46,925	123,970	60,731	28,063	41,991	86,505	74,516	139,605	52,847	59,024	74,951	63,327
1,716	1,417	3,037	935	827	1,691	2,621	2,152	1,868	1,982	2,226	686	2,267
2,739	1,830	3,690	1,072	847	1,883	3,199	2,092	2,387	2,730	2,574	905	2,635
14,514	11,600	32,121	7,983	8,193	15,707	31,509	28,081	17,164	18,067	22,401	6,376	24,939
25,363	19,041	38,149	8,311	8,677	20,201	32,945	28,482	17,559	23,289	27,655	9,720	29,465
146,050	125,491	451,747	241,691	189,780	394,309	545,181	441,671	297,051	266,161	378,603	152,254	418,871
395,871	343,346	672,111	183,316	170,045	357,617	790,134	858,144	327,887	427,422	469,556	179,078	349,208
2,094	1,223	3,858	86	389	1,230	2,620	2,110	3,719	1,532	1,788	1,364	1,975
2,591	1,345	4,271	66	397	1,332	3,233	2,720	4,541	1,858	2,124	1,640	2,384
20,394	6,255	46,178	444	2,267	7,076	24,842	21,092	67,765	12,353	14,243	33,976	16,930
27,323	8,706	59,925	295	2,458	11,046	35,625	30,995	102,821	17,172	20,240	47,521	24,852
12,516	3,667	38,360	287	1,638	5,178	18,574	16,316	58,644	8,188	9,835	29,369	11,257
9,687	2,191	25,744	150	1,132	3,537	17,777	16,527	63,486	5,669	6,441	21,195	10,513
...	...	2	9	7	...
(NA)	(NA)	(NA)	(NA)	(NA)	(NA)	(NA)	(NA)	(NA)	(NA)	(NA)	(NA)	(NA)
...	...	152	2,483	1,149	...
(NA)	(NA)	(NA)	(NA)	(NA)	(NA)	(NA)	(NA)	(NA)	(NA)	(NA)	(NA)	(NA)
...	...	10,830	165,216	77,220	...
(NA)	(NA)	(NA)	(NA)	(NA)	(NA)	(NA)	(NA)	(NA)	(NA)	(NA)	(NA)	(NA)
143	331	35	8	18	188	68	105	5	195	187	4	88
455	214	163	14	58	144	165	87	14	263	192	8	245
165	141	31	10	18	114	59	52	5	146	115	3	57
422	116	66	9	20	68	49	76	14	143	114	3	81
19,983	37,045	6,891	7,130	2,699	34,879	28,322	21,977	505	52,011	29,599	866	26,491
89,909	30,085	18,233	2,195	10,758	26,109	23,769	24,687	4,940	53,934	36,968	453	45,935
1,735	1,346	1,816	803	630	1,635	1,655	1,259	703	1,818	1,807	336	1,895
2,213	1,640	2,812	1,151	815	1,924	2,843	2,115	1,347	2,337	2,361	603	2,361
5,698	3,789	5,341	1,249	938	2,785	3,748	2,597	1,960	3,804	3,629	833	3,616
8,447	5,314	9,842	1,830	1,274	3,598	7,929	5,206	4,636	5,988	5,446	1,780	4,982
257	187	517	4	28	97	258	271	512	186	258	153	265
364	182	692	4	23	123	308	297	573	221	271	182	275
964	616	2,566	8	60	244	704	729	3,024	477	641	1,037	675
1,338	625	3,249	8	53	307	802	790	3,748	619	691	1,260	698
250	182	490	4	27	96	255	260	490	185	255	145	260
351	173	648	4	23	122	299	284	544	215	262	155	267
714	434	2,076	4	33	148	449	469	2,534	292	386	892	415
987	452	2,601	4	30	185	503	506	3,204	404	429	1,105	431
141,018	70,867	168,998	975	3,499	26,110	55,806	60,248	117,810	67,942	50,799	66,512	59,374
164,976	68,708	186,712	1,064	6,062	31,905	59,735	60,007	146,357	70,599	50,623	71,340	59,324
29,863	14,073	47,120	...	131	2,469	8,364	6,978	72,907	11,093	4,572	30,673	4,887
24,744	10,486	77,741	86	453	7,793	9,675	56,533	11,184	5,533	2,818	23,853	2,486
158,048	75,815	205,569	975	3,581	26,781	58,506	61,584	174,555	76,188	54,057	87,341	62,520
182,777	73,821	245,729	1,150	6,395	32,557	58,641	59,146	182,332	78,821	50,137	82,848	59,308
147,005	66,600	165,562	932	2,837	23,742	47,126	48,810	135,677	70,060	45,748	77,831	52,660
165,569	63,752	185,370	993	5,384	27,753	45,085	46,011	130,172	69,103	40,810	68,785	46,395
11,043	9,215	40,007	43	744	3,039	11,380	12,774	38,878	6,128	8,309	9,510	9,860
17,208	10,069	60,359	157	1,011	4,804	13,556	13,135	52,160	9,718	9,327	14,063	12,913
29,531	14,997	76,082	129	1,414	5,358	20,958	21,815	106,895	10,910	14,054	54,297	14,949
41,338	18,092	84,233	169	1,305	6,943	20,871	22,349	109,532	15,158	16,012	48,051	16,465
209	172	475	4	26	93	251	267	417	175	251	119	260
352	176	619	4	22	121	297	292	409	215	256	130	267
609	468	1,716	6	44	192	574	591	1,306	357	541	380	539
1,141	518	2,274	6	41	252	631	681	1,378	501	596	476	567
5,457	4,140	19,809	58	530	2,359	7,639	8,382	12,691	4,375	6,551	3,754	6,983
10,933	6,257	24,368	58	676	3,263	7,755	8,010	11,477	5,853	6,681	5,243	7,188
58,555	54,527	282,904	1,970	12,235	57,174	142,982	142,138	219,359	64,333	117,372	94,689	122,282
178,495	127,770	461,024	1,320	13,587	66,819	190,694	251,501	211,912	104,025	114,832	95,036	137,934
244	170	510	...	21	90	252	263	511	174	250	151	260
354	151	668	...	21	112	297	292	566	208	251	177	264
827	422	2,335	...	29	169	575	609	2,916	340	489	1,009	512
1,126	416	2,814	...	28	205	670	676	3,577	469	536	1,163	552
9,420	2,392	29,049	...	291	1,292	6,498	6,893	51,044	3,588	4,647	23,114	5,545
13,515	3,123	41,451	...	257	2,120	8,971	8,590	76,579	5,735	5,838	28,039	7,001
6,119	1,638	25,502	...	243	1,060	5,200	5,572	44,706	2,574	3,268	19,614	3,804
5,469	995	19,833	...	142	793	4,934	5,141	48,402	2,193	2,147	13,480	3,308
...	4	4	...
(NA)	(NA)	(NA)	(NA)	(NA)	(NA)	(NA)	(NA)	(NA)	(NA)	(NA)	(NA)	(NA)
...	4	4	...
(NA)	(NA)	(NA)	(NA)	(NA)	(NA)	(NA)	(NA)	(NA)	(NA)	(NA)	(NA)	(NA)
...	805	640	...
(NA)	(NA)	(NA)	(NA)	(NA)	(NA)	(NA)	(NA)	(NA)	(NA)	(NA)	(NA)	(NA)
...	51,290	44,100	...
(NA)	(NA)	(NA)	(NA)	(NA)	(NA)	(NA)	(NA)	(NA)	(NA)	(NA)	(NA)	(NA)
12	10	1	1	2	3	...	6	4	...	8
20	2	15	8	2	2	1	...	8
16	14	1	5	2	7	...	6	4	...	8
29	2	19	10	3	5	1	...	8
15	12	1	2	2	3	...	6	3	...	5
28	2	8	(Z)	7	3	1	2	...	7
2,425	2,345	300	710	300	1,026	...	2,806	1,630	...	2,235
6,927	350	4,056	270	30	1,895	1,325	818	800	...	2,475
238	175	429	4	20	80	202	194	273	166	227	79	233
342	174	625	3	21	122	277	266	423	209	261	116	257
1,701	1,003	2,702	4	44	282	736	706	1,067	618	734	326	774
3,208	1,252	4,985	10	56	433	1,316	1,115	2,296	1,012	1,080	625	980
1,721	1,487	1,891	1,759	1,005	2,287	2,698	2,029	840	2,419	2,231	394	2,127
1,901	1,637	1,915	1,860	1,041	2,361	3,237	2,504	976	2,483	2,386	540	2,453
232,537	137,984	169,531	236,885	99,183	181,036	219,938	164,127	54,599	256,276	189,859	51,907	211,136
197,074	147,871	167,868	197,671	101,019	176,289	230,496	169,751	57,942	242,631	174,304	51,122	210,250

MULTIPLE-UNIT OPERATIONS

County Table 1.—MULTIPLE-UNIT OPERATIONS: CENSUSES OF 1954 AND 1950—Continued

Item (For definitions and explanations, see text)		Smith	Stone	Sunflower	Tallahatchie	Tate	Tippah	Tishomingo	Tunica	Union
1	All farms.....number 1954...	2,694	620	6,681	4,521	2,975	2,590	1,859	3,664	3,044
2	1950...	3,007	647	8,984	5,277	3,353	2,980	2,371	4,575	3,564
3	Land in farms.....acres 1954...	251,305	68,698	443,977	349,911	229,904	249,210	178,418	218,280	224,078
4	1950...	244,858	66,541	448,501	346,241	240,391	262,721	192,781	224,435	231,419
5	Cropland harvested.....acres 1954...	46,580	11,813	299,700	160,128	64,815	58,268	35,456	132,903	67,965
6	1949...	60,796	12,211	309,591	155,726	71,110	68,570	47,791	137,031	77,310
7	Corn harvested for grain.....farms reporting 1954...	2,103	408	2,342	2,783	2,041	2,018	1,418	1,752	2,246
8	1949...	2,518	458	4,606	3,531	2,491	2,480	1,935	2,940	2,799
9	acres 1954...	21,616	3,802	18,277	30,926	18,598	25,555	17,034	12,687	28,599
10	1949...	28,984	4,257	39,705	59,481	21,431	26,569	19,286	23,314	31,392
11	bushels 1954...	429,972	74,686	253,444	477,759	253,193	407,055	256,517	262,152	394,286
12	1949...	617,141	88,751	909,865	729,840	402,164	632,327	526,058	520,879	743,149
13	Cotton harvested.....farms reporting 1954...	1,765	36	6,478	4,070	2,589	2,008	1,204	3,619	2,216
14	1949...	2,111	27	8,739	4,811	2,841	2,555	1,945	4,518	2,761
15	acres 1954...	13,271	143	143,140	68,880	28,856	20,033	11,532	62,979	22,877
16	1949...	20,026	145	211,250	91,385	35,382	29,569	21,404	83,925	31,424
17	bales 1954...	8,817	103	104,965	59,467	15,956	7,538	59,877	16,014	59,877
18	1949...	8,738	59	150,005	61,706	16,324	13,717	12,292	65,230	16,408
19	Rice harvested.....farms reporting 1954...	28	4	1	15	...
20	1949...	(NA)	(NA)	(NA)	(NA)	(NA)	(NA)	(NA)	(NA)	(NA)
21	acres 1954...	6,117	852	200	3,647	...
22	1949...	(NA)	(NA)	(NA)	(NA)	(NA)	(NA)	(NA)	(NA)	(NA)
23	bushels 1954...	380,090	54,700	10,000	286,900	...
24	1949...	(NA)	(NA)	(NA)	(NA)	(NA)	(NA)	(NA)	(NA)	(NA)
25	Peanuts harvested for picking or threshing.....farms reporting 1954...	74	2	8	18	35	27	199	...	77
26	1949...	150	16	16	29	77	121	171	1	103
27	acres 1954...	80	1	1	26	39	28	210	...	43
28	1949...	63	20	77	16	41	135	124	(2)	56
29	pounds 1954...	19,771	152	627	4,330	8,900	7,905	58,154	...	7,203
30	1949...	29,498	3,155	30,267	3,479	10,302	25,804	48,377	100	15,184
31	Horses and/or mules.....farms reporting 1954...	1,792	300	761	1,106	1,372	1,474	901	531	1,344
32	1950...	2,304	411	1,656	1,912	1,703	2,263	1,646	1,123	2,378
33	number 1954...	3,287	421	2,900	3,302	4,696	3,288	1,573	2,410	2,870
34	1950...	4,882	615	6,791	6,396	6,849	6,045	3,258	5,243	6,043
35	Multiple-unit operations.....number 1954...	244	4	724	417	432	231	80	235	198
36	1950...	248	1	939	466	502	191	99	291	245
37	Subunits in multiple-unit operations.....number 1954...	561	8	5,457	3,043	1,924	545	177	2,984	627
38	1950...	577	2	8,119	3,764	2,148	439	215	3,886	690
39	Home farms.....number 1954...	244	4	683	405	416	226	79	224	193
40	1950...	241	1	897	413	465	187	96	287	236
41	Cropper farms.....number 1954...	317	4	4,774	2,638	1,508	319	98	2,760	434
42	1950...	336	1	7,222	3,351	1,683	252	119	3,599	454
43	Land owned by landlord.....acres 1954...	52,050	840	243,039	179,434	111,490	54,387	24,286	117,777	40,508
44	1950...	45,978	80	278,864	164,153	111,177	41,550	19,141	135,189	51,795
45	Land rented from others by landlord.....acres 1954...	2,662	...	133,651	55,994	49,967	9,697	2,690	70,647	7,921
46	1950...	2,697	300	139,907	62,534	60,853	10,136	1,616	72,895	5,688
47	Land in multiple-unit operations.....acres 1954...	52,320	840	331,254	225,585	146,787	58,673	24,881	183,481	45,990
48	1950...	46,613	300	373,641	209,798	143,601	44,638	19,334	194,134	50,556
49	Home farms.....acres 1954...	44,181	580	271,423	180,369	119,847	50,477	22,128	145,047	30,323
50	1950...	37,937	160	252,619	146,258	110,105	38,287	16,007	145,145	37,899
51	Cropper farms.....acres 1954...	8,139	260	79,831	45,216	26,940	8,196	2,753	38,434	15,667
52	1950...	8,676	140	121,022	63,540	33,496	6,351	3,327	48,989	12,657
53	Cropland harvested.....acres 1954...	11,988	248	240,184	122,822	45,814	13,871	4,005	112,342	17,939
54	1949...	13,495	293	261,619	114,265	45,337	11,528	5,022	118,774	19,450
55	Corn harvested for grain.....multiple units reporting 1954...	240	3	502	393	409	223	77	199	191
56	1949...	243	...	767	413	465	183	96	274	237
57	subunits reporting 1954...	444	4	1,701	1,717	1,320	431	142	1,278	498
58	1949...	479	...	3,819	2,373	1,481	343	177	2,373	568
59	acres 1954...	5,308	70	14,884	20,320	12,679	5,552	1,703	10,295	7,141
60	1949...	6,079	...	29,301	23,545	12,788	4,063	1,931	18,604	7,298
61	bushels 1954...	106,146	1,950	208,696	324,545	188,451	99,283	27,544	205,626	107,003
62	1949...	128,782	...	638,119	502,072	267,601	97,285	49,344	449,739	157,315
63	Cotton harvested.....multiple units reporting 1954...	241	1	721	411	428	228	74	235	196
64	1949...	236	...	932	458	491	189	99	291	239
65	subunits reporting 1954...	402	1	5,284	2,901	1,757	442	124	2,947	532
66	1949...	443	...	7,918	3,545	1,879	380	183	3,827	603
67	acres 1954...	4,031	20	114,678	51,240	20,038	4,763	1,443	50,782	6,617
68	1949...	5,306	...	177,027	69,664	22,599	4,563	2,280	70,095	8,801
69	bales 1954...	2,715	16	85,407	44,488	21,126	3,950	957	47,752	5,046
70	1949...	2,453	...	125,186	50,958	11,156	2,345	1,394	57,608	4,886
71	Rice harvested.....multiple units reporting 1954...	...	(NA)	4	1	1	8	...
72	1949...	(NA)	(NA)	(NA)	(NA)	(NA)	(NA)	(NA)	(NA)	(NA)
73	subunits reporting 1954...	5	1	1	8	...
74	1949...	(NA)	(NA)	(NA)	(NA)	(NA)	(NA)	(NA)	(NA)	(NA)
75	acres 1954...	1,550	202	200	1,855	...
76	1949...	(NA)	(NA)	(NA)	(NA)	(NA)	(NA)	(NA)	(NA)	(NA)
77	bushels 1954...	115,324	14,140	10,000	145,900	...
78	1949...	(NA)	(NA)	(NA)	(NA)	(NA)	(NA)	(NA)	(NA)	(NA)
79	Peanuts harvested for picking or threshing.....multiple units reporting 1954...	2	6	...	2	...	9
80	1949...	5	...	1	...	3	...	1	...	3
81	subunits reporting 1954...	2	7	...	3	...	10
82	1949...	6	...	1	...	3	...	1	...	3
83	acres 1954...	2	11	...	3	...	10
84	1949...	2	2	...	1	...	3
85	pounds 1954...	900	4,800	...	1,480	...	2,006
86	1949...	1,310	...	1,000	...	375	...	500	...	1,120
87	Horses and/or mules.....multiple units reporting 1954...	234	...	363	292	387	186	63	163	146
88	1950...	241	1	603	357	459	177	88	261	204
89	number 1954...	660	...	2,195	1,658	2,493	564	128	1,763	541
90	1950...	931	1	3,644	2,799	3,502	762	254	3,233	981
91	Farms not in multiple units.....number 1954...	2,133	612	1,224	1,478	1,051	2,045	1,682	680	2,417
92	1950...	2,430	645	865	1,513	1,205	2,541	2,156	693	2,874
93	Land in farms not in multiple units.....acres 1954...	198,985	67,858	92,723	124,326	83,117	190,537	153,537	34,799	178,088
94	1950...	198,245	66,241	74,860	136,443	96,790	218,083	173,447	30,301	180,863

NA Not available. Z Reported in small fractions.

County Table I.—MULTIPLE-UNIT OPERATIONS: CENSUSES OF 1954 AND 1950—Continued

Item (For definitions and explanations, see text)		Walthall	Warren	Washington	Wayne	Webster	Wilkinson	Winston	Yalobusha	Yezoo
1	All farms.....number 1954...	2,595	1,316	4,348	1,913	1,847	1,378	2,672	1,902	3,777
2	1950...	2,860	1,574	5,730	2,278	2,094	1,506	3,104	2,346	4,453
3	Land in farms.....acres 1954...	217,867	245,626	378,791	258,821	198,683	247,674	236,913	222,238	471,997
4	1950...	224,836	237,495	382,102	221,150	203,261	227,531	252,165	280,207	477,190
5	Cropland harvested.....acres 1954...	57,804	29,810	231,897	34,870	36,392	23,821	54,993	44,472	146,026
6	1949...	66,841	31,717	245,116	42,214	46,135	26,857	70,133	61,022	145,487
7	Corn harvested for grain.....farms reporting 1954...	2,128	751	1,306	1,544	1,367	1,105	2,295	1,384	2,440
8	1949...	2,504	1,061	3,246	1,965	1,713	1,176	2,680	1,841	3,165
9	acres 1954...	29,101	7,595	9,686	20,885	15,790	10,523	27,511	16,559	33,523
10	1949...	35,904	11,651	26,909	27,022	19,710	12,244	34,799	26,231	42,140
11	bushels 1954...	642,523	142,869	204,312	375,827	170,730	220,675	376,091	184,006	522,405
12	1949...	743,449	212,937	599,518	438,991	434,183	186,977	638,105	494,350	710,900
13	Cotton harvested.....farms reporting 1954...	1,834	670	4,137	1,108	1,272	844	2,018	1,412	3,048
14	1949...	2,195	763	5,442	1,370	1,593	906	2,323	1,731	3,566
15	acres 1954...	16,552	8,166	100,838	7,940	10,727	5,089	16,376	14,618	55,127
16	1949...	23,425	8,763	162,166	10,087	15,582	5,219	23,765	20,480	62,904
17	bales 1954...	12,598	7,818	81,135	5,577	8,146	3,992	9,238	11,412	45,234
18	1949...	10,022	3,917	99,736	4,570	7,194	2,432	6,970	9,901	30,701
19	Rice harvested.....farms reporting 1954...	44
20	1949...	(NA)	(NA)	(NA)	(NA)	(NA)	(NA)	(NA)	(NA)	(NA)
21	acres 1954...	13,430
22	1949...	(NA)	(NA)	(NA)	(NA)	(NA)	(NA)	(NA)	(NA)	(NA)
23	bushels 1954...	722,528
24	1949...	(NA)	(NA)	(NA)	(NA)	(NA)	(NA)	(NA)	(NA)	(NA)
25	Peanuts harvested for picking or threshing.....farms reporting 1954...	144	12	6	150	33	11	150	49	28
26	1949...	73	73	54	145	183	40	688	113	38
27	acres 1954...	32	2	6	60	25	10	118	43	22
28	1949...	35	20	17	112	96	30	271	62	22
29	pounds 1954...	20,537	1,017	1,146	23,201	5,362	3,032	23,020	9,596	5,375
30	1949...	14,422	11,804	6,077	29,383	41,506	7,819	135,900	23,731	10,516
31	Horses and/or mules.....farms reporting 1954...	1,663	822	757	1,129	1,009	1,071	1,918	1,074	1,853
32	1950...	2,132	1,147	1,721	1,668	1,493	1,196	2,354	1,664	2,627
33	number 1954...	3,255	1,720	2,034	1,744	2,279	2,998	4,072	2,881	5,126
34	1950...	4,443	2,756	5,361	2,883	3,780	3,540	5,812	5,191	8,213
35	Multiple-unit operations.....number 1954...	273	36	391	107	151	44	227	201	282
36	1950...	322	46	503	99	172	69	277	217	325
37	Subunits in multiple-unit operations.....number 1954...	643	127	3,359	254	419	132	592	674	1,576
38	1950...	790	164	4,172	237	480	194	694	684	1,681
39	Home farms.....number 1954...	265	33	378	106	150	43	227	193	276
40	1950...	309	42	463	95	169	66	269	204	308
41	Cropper farms.....number 1954...	378	94	2,981	148	269	89	365	481	1,300
42	1950...	481	122	3,709	142	311	128	425	480	1,373
43	Land owned by landlord.....acres 1954...	54,611	40,988	217,008	87,678	50,233	42,195	50,543	58,960	158,615
44	1950...	63,006	42,277	237,314	30,989	53,188	50,294	60,447	71,792	183,152
45	Land rented from others by landlord.....acres 1954...	2,349	11,546	60,836	5,670	5,014	5,350	3,824	33,994	65,942
46	1950...	4,308	9,546	64,088	5,525	5,525	6,184	2,799	17,140	70,491
47	Land in multiple-unit operations.....acres 1954...	54,303	48,546	263,846	88,890	53,953	45,857	51,515	88,562	206,241
48	1950...	62,092	48,572	272,080	31,937	54,983	53,366	58,706	80,671	218,967
49	Home farms.....acres 1954...	44,352	47,085	229,300	84,474	47,599	44,562	42,470	76,588	183,246
50	1950...	48,190	45,578	222,146	26,362	46,947	50,780	47,946	67,976	195,441
51	Cropper farms.....acres 1954...	9,951	1,461	34,546	4,416	6,354	1,295	9,045	11,974	22,995
52	1950...	13,902	2,994	49,934	5,575	8,036	2,586	10,760	12,695	23,526
53	Cropland harvested.....acres 1954...	15,165	7,560	163,228	7,525	11,263	3,495	14,221	19,845	76,382
54	1949...	19,654	6,443	177,303	5,463	14,280	5,727	17,945	20,933	64,679
55	Corn harvested for grain.....multiple units reporting 1954...	265	30	256	104	147	44	224	189	256
56	1949...	317	42	388	98	168	67	269	208	297
57	subunits reporting 1954...	525	76	844	201	340	103	511	518	884
58	1949...	663	126	2,108	201	405	142	584	597	997
59	acres 1954...	7,699	1,222	6,740	4,281	4,909	1,136	6,810	6,943	12,497
60	1949...	10,094	2,061	18,244	3,302	5,355	1,528	8,103	8,539	14,741
61	bushels 1954...	173,760	24,757	149,116	80,954	55,587	32,097	96,167	74,488	223,328
62	1949...	215,525	41,962	420,467	55,975	125,230	27,975	156,608	190,056	273,875
63	Cotton harvested.....multiple units reporting 1954...	257	33	389	94	149	39	224	197	277
64	1949...	313	38	494	88	168	60	255	207	311
65	subunits reporting 1954...	450	110	3,280	165	341	84	472	564	1,493
66	1949...	602	123	4,007	159	407	121	531	563	1,458
67	acres 1954...	4,527	2,391	74,283	1,943	3,563	620	4,527	6,626	28,517
68	1949...	6,991	1,772	115,109	1,357	5,288	788	6,302	7,159	29,544
69	bales 1954...	3,559	2,279	60,397	1,329	2,857	514	2,655	5,541	24,437
70	1949...	3,135	1,047	75,262	614	2,883	361	2,181	4,131	16,839
71	Rice harvested.....multiple units reporting 1954...	4
72	1949...	(NA)	(NA)	(NA)	(NA)	(NA)	(NA)	(NA)	(NA)	(NA)
73	subunits reporting 1954...	4
74	1949...	(NA)	(NA)	(NA)	(NA)	(NA)	(NA)	(NA)	(NA)	(NA)
75	acres 1954...	1,052
76	1949...	(NA)	(NA)	(NA)	(NA)	(NA)	(NA)	(NA)	(NA)	(NA)
77	bushels 1954...	66,344
78	1949...	(NA)	(NA)	(NA)	(NA)	(NA)	(NA)	(NA)	(NA)	(NA)
79	Peanuts harvested for picking or threshing.....multiple units reporting 1954...	9	4	2	1	4
80	1949...	2	11	11	1	16	1	1
81	subunits reporting 1954...	10	7	5	1	9
82	1949...	2	14	12	1	22	2	1
83	acres 1954...	1	3	1	4
84	1949...	3	17	8	...	20	2	(2)
85	pounds 1954...	1,645	1,550	475	1,500	1,860
86	1949...	1,260	6,520	5,013	180	7,308	960	40
87	Horses and/or mules.....multiple units reporting 1954...	248	28	235	89	134	44	217	174	233
88	1950...	309	40	362	89	165	62	257	195	247
89	number 1954...	744	138	1,016	251	546	296	793	828	1,689
90	1950...	1,008	225	2,492	320	827	466	1,186	1,197	1,795
91	Farms not in multiple units.....number 1954...	1,952	1,189	989	1,659	1,428	1,246	2,080	1,228	2,201
92	1950...	2,070	1,410	1,558	2,041	1,614	1,312	2,410	1,662	2,772
93	Land in farms not in multiple units.....acres 1954...	163,564	197,080	114,945	169,931	144,730	201,817	185,398	133,676	265,756
94	1950...	162,744	188,923	110,022	189,213	148,278	174,165	193,459	199,536	258,223

NA Not available. Z Reported in small fractions.

MULTIPLE-UNIT OPERATIONS

Economic Area Table 1.—MULTIPLE-UNIT OPERATIONS.

Item (For definitions and explanations, see text)	Total	The State							
		Size of unit							
		Under 30 acres	30 to 49 acres	50 to 69 acres	70 to 99 acres	100 to 139 acres	140 to 179 acres	180 to 219 acres	220 to 259 acres
1 Multiple-unit operations.....number 1954...	18,041	374	890	947	1,985	2,200	1,990	1,395	1,132
2	20,904	338	1,194	1,303	2,654	2,847	2,532	1,598	1,094
3 Subunits in multiple-unit									
4 operations.....total number 1954...	78,709	785	1,925	2,099	4,540	5,399	5,204	3,984	3,548
5	97,256	697	2,573	2,983	6,277	7,148	6,992	4,825	3,721
6 Home farms.....number 1954...	17,507	281	764	878	1,909	2,147	1,956	1,370	1,122
7	19,864	231	984	1,106	2,476	2,734	2,460	1,545	1,071
8 Cropper farms.....number 1954...	61,202	504	1,161	1,221	2,631	3,252	3,248	2,614	2,426
9	77,392	466	1,589	1,877	3,801	4,414	4,532	3,280	2,650
10 Land in multiple-unit operations....total acres 1954...	7,252,208	7,657	35,370	55,965	165,162	259,467	314,216	275,622	270,321
11	7,393,925	7,148	47,179	76,755	219,412	333,013	399,294	315,473	260,305
12 Home farms.....acres 1954...	6,161,609	3,358	20,451	36,847	120,524	197,919	247,538	219,858	220,394
13	5,897,116	2,740	25,021	44,181	146,587	238,250	297,404	237,244	200,990
14 Cropper farms.....acres 1954...	1,090,599	4,299	14,919	19,118	44,638	61,548	66,678	55,764	49,927
15	1,496,809	4,408	22,158	32,574	72,825	94,763	101,890	78,229	59,315
16 Cropland harvested.....total acres 1954...	2,691,677	5,600	22,002	30,231	78,150	109,050	123,020	103,520	99,153
17	2,911,275	5,976	33,921	48,754	119,876	155,162	166,958	123,147	101,202
18 Corn harvested for									
19 grain.....multiple units reporting 1954...	16,342	272	741	854	1,814	2,048	1,847	1,291	1,055
20	19,100	246	989	1,149	2,404	2,640	2,361	1,505	1,022
21 subunits reporting 1954...	45,505	369	1,107	1,375	3,196	3,899	3,760	2,840	2,463
22	62,308	361	1,585	1,998	4,437	5,175	5,134	3,547	2,604
23 acres 1954...	513,466	1,694	7,047	10,401	27,040	38,082	39,979	32,190	28,541
24	660,744	1,694	10,291	15,724	38,504	52,474	54,394	39,640	30,447
25 bushels 1954...	8,581,953	24,836	108,009	159,435	427,870	610,529	627,155	515,325	472,429
26	13,412,760	31,576	190,587	310,618	785,675	1,036,892	1,106,733	778,334	582,485
27 Cotton harvested.....multiple units reporting 1954...	17,519	331	828	903	1,925	2,135	1,947	1,364	1,100
28	19,977	303	1,114	1,223	2,541	2,716	2,421	1,537	1,054
29 subunits reporting 1954...	69,757	532	1,437	1,607	3,588	4,351	4,266	3,342	2,987
30	86,378	537	2,070	2,413	5,233	5,843	5,819	4,123	3,249
31 acres 1954...	1,086,515	3,529	12,055	14,592	34,110	44,853	49,635	41,606	38,717
32	1,545,325	3,947	20,260	27,349	63,945	77,144	81,678	60,375	50,301
33 bales 1954...	913,044	2,836	9,587	11,401	26,051	34,947	38,494	32,624	30,363
34	970,838	2,410	11,689	15,036	34,328	39,951	43,157	32,196	26,741
35 Rice harvested.....multiple units reporting 1954...	92	1	1	...
36	3
37 subunits reporting 1954...	94	1	1	...
38	3
39 acres 1954...	26,545	25	14	...
40	1,399
41 bushels 1954...	1,627,072	3,000	800	...
42	73,500
43 Peanuts harvested for picking									
44 or threshing.....multiple units reporting 1954...	275	1	13	14	36	40	39	22	21
45	365	2	17	17	41	55	48	36	33
46 subunits reporting 1954...	393	1	14	18	44	58	52	28	30
47	471	3	20	19	47	68	58	43	44
48 acres 1954...	301	1	11	11	35	37	41	21	23
49	449	2	27	29	41	61	56	35	35
50 pounds 1954...	93,824	200	3,240	2,701	10,767	12,696	10,119	7,336	11,862
51	162,271	600	6,297	13,083	19,246	16,076	17,498	12,222	13,151
52 Horses and/or mules....multiple units reporting 1954...	14,178	198	589	650	1,467	1,727	1,573	1,122	892
53	17,991	200	867	1,003	2,227	2,467	2,257	1,422	982
54 number 1954...	65,007	396	1,277	1,547	3,762	4,767	4,853	3,898	3,203
55	104,656	456	2,212	3,008	7,044	8,507	8,820	6,304	4,762
56 Landlord-tenant operations containing multiple units:									
57 All subunits including home farms.....number 1954...	91,696	883	2,154	2,378	5,008	5,943	5,802	4,536	4,026
58	117,511	828	3,000	3,513	7,007	8,290	8,115	5,719	4,445
59 Land in all subunits including									
60 home farm.....acres 1954...	7,734,120	14,040	49,959	67,081	180,960	279,777	337,539	302,304	286,997
61	8,179,411	13,776	59,106	99,609	245,788	381,039	440,023	346,601	291,432
62 Owned by operator of multiple									
63 unit.....acres 1954...	6,036,358	11,711	39,486	54,058	152,033	234,266	281,760	247,854	224,081
64	6,459,217	11,126	44,214	80,880	201,910	314,177	361,093	280,436	226,621
65 Rented by operator of multiple									
66 unit.....acres 1954...	1,697,762	2,329	10,473	13,023	28,927	45,511	55,779	54,450	62,916
67	1,720,194	2,650	14,892	18,729	43,878	66,862	78,930	66,165	64,811
68 Subunits not included in									
69 multiple units.....operators reporting 1954...	4,691	63	144	183	302	376	387	312	260
70	6,758	71	198	297	459	669	635	474	343
71 number 1954...	12,987	98	229	279	468	544	598	552	478
72	20,255	131	427	530	730	1,142	1,123	894	724
73 Share tenants.....number 1954...	9,026	58	143	168	277	350	434	378	321
74	13,363	84	227	311	444	674	670	575	435
75 Other tenants, not croppers nor share									
76 tenants.....number 1954...	3,961	40	86	111	191	194	164	174	157
77	6,892	47	200	219	286	468	453	319	289
78 Land in subunits not included in multiple									
79 units.....acres 1954...	481,912	6,383	14,589	11,116	15,798	20,310	23,323	26,682	16,676
80	785,486	6,628	11,927	22,854	26,376	48,026	40,729	31,128	31,127

NA Not available. Z Reported in small fractions.

BY SIZE OF UNIT: CENSUSES OF 1954 AND 1950

The State--Continued				Area 1											
Size of unit--Continued			Total	Size of unit											
260 to 499 acres	500 to 999 acres	1,000 acres and over		Under 30 acres	30 to 49 acres	50 to 69 acres	70 to 99 acres	100 to 139 acres	140 to 179 acres	180 to 219 acres	220 to 259 acres	260 to 499 acres	500 to 999 acres	1,000 acres and over	
3,383	2,172	1,573	4,277	103	273	224	418	376	349	223	205	684	748	674	
3,627	2,199	1,518	5,259	122	430	369	656	529	434	263	205	813	756	682	
12,928	13,974	24,323	35,044	222	630	552	1,116	1,201	1,237	968	1,003	4,364	7,671	16,060	
15,484	16,892	29,664	46,767	253	962	934	1,848	1,755	1,792	1,307	1,143	6,172	9,498	21,103	
3,351	2,159	1,570	4,038	52	217	199	391	352	330	212	202	668	742	673	
3,573	2,179	1,505	4,929	75	368	310	604	493	412	246	201	794	752	674	
9,577	11,815	22,753	31,006	170	413	353	725	849	927	756	801	3,696	6,929	15,387	
11,911	14,713	28,159	41,838	178	594	624	1,244	1,262	1,380	1,061	942	5,378	8,746	20,429	
1,201,927	1,512,376	3,154,125	2,357,320	2,077	10,795	13,076	34,483	44,179	54,903	44,340	48,502	248,757	532,734	1,323,474	
1,281,040	1,535,812	2,918,494	2,455,972	2,726	16,983	21,565	53,858	61,053	68,294	52,182	48,820	295,768	538,591	1,296,132	
1,002,731	1,296,689	2,795,300	1,914,667	553	5,633	8,282	23,827	31,540	39,272	32,132	36,193	192,678	431,087	1,113,470	
1,019,545	1,250,899	2,434,255	1,817,418	1,091	9,705	12,510	34,558	39,581	44,500	34,036	32,813	208,435	403,760	996,429	
199,196	215,687	358,825	442,653	1,524	5,162	4,794	10,656	12,639	15,631	12,208	12,309	56,079	101,647	210,004	
261,495	284,913	484,239	638,554	1,635	7,278	9,055	19,300	21,472	23,794	18,146	16,007	87,333	134,831	299,703	
413,900	574,645	1,132,406	1,470,068	1,797	8,756	10,162	25,485	32,514	37,769	32,017	35,865	168,515	345,970	771,618	
462,233	583,933	1,110,113	1,547,292	2,494	14,029	17,241	40,963	44,539	48,164	36,771	33,482	194,203	338,688	776,718	
3,123	1,905	1,392	3,201	42	178	168	311	286	259	172	161	520	557	547	
3,364	1,998	1,422	4,179	74	307	278	498	415	339	209	163	648	626	622	
8,598	7,396	10,502	12,594	56	254	264	564	561	585	412	450	1,831	2,770	4,847	
10,144	10,068	17,255	23,069	101	466	468	917	858	877	639	518	2,758	4,495	10,972	
102,725	89,021	136,746	116,116	170	1,207	1,319	3,154	3,539	4,246	3,049	3,191	13,587	24,164	58,490	
121,281	113,749	182,546	189,565	369	2,317	2,616	5,915	6,415	6,400	4,941	4,599	23,532	38,354	94,107	
1,633,190	1,514,196	2,488,979	2,073,299	2,602	14,368	17,347	42,033	47,048	57,209	36,954	43,044	213,065	433,854	1,165,775	
2,449,039	2,310,158	3,830,663	4,142,027	8,967	44,881	52,232	120,309	117,899	124,119	89,033	95,307	509,733	860,118	2,119,429	
3,320	2,127	1,539	4,258	99	271	222	416	376	346	223	205	683	747	670	
3,465	2,122	1,481	5,198	119	420	362	649	527	427	261	204	799	748	682	
11,244	12,994	23,409	33,963	179	562	511	1,037	1,138	1,188	923	956	4,192	7,532	15,745	
13,296	15,412	28,383	45,217	233	888	865	1,739	1,657	1,667	1,247	1,083	5,831	9,194	20,813	
163,362	227,836	456,220	671,763	1,533	6,131	6,438	14,141	17,292	19,444	16,362	17,278	79,544	153,819	339,781	
234,337	310,408	615,581	1,004,952	1,985	10,523	12,789	29,221	31,856	33,082	26,307	23,625	131,249	215,716	488,599	
131,005	190,987	404,749	579,809	1,248	4,944	5,338	11,402	13,934	15,732	13,535	14,252	65,012	131,293	303,119	
133,406	198,929	432,959	704,762	1,439	6,796	8,327	18,680	20,198	21,410	17,418	14,969	85,091	150,288	360,146	
16	21	53	88	1	1	...	16	20	50	
...	3	...	3	3	...	
16	21	55	90	1	1	...	16	20	52	
...	3	...	3	3	...	
2,187	4,397	19,922	25,790	25	14	...	2,187	4,197	19,367	
...	1,399	...	1,399	1,399	...	
154,862	262,750	1,205,660	1,578,072	3,000	800	...	154,862	252,750	1,166,660	
...	73,500	...	73,500	73,500	...	
49	25	15	
74	33	9	1	1	...	2	2	
80	44	24	
112	45	12	2	1	...	2	2	
52	36	33	
106	48	9	(2)	2	...	1	4	
14,294	6,815	13,794	
40,941	21,288	1,869	3,635	...	125	960	...	350	2,200	
2,747	1,829	1,384	2,315	24	114	75	160	158	149	100	89	367	528	551	
3,228	1,974	1,364	3,731	59	223	223	422	333	293	175	143	591	627	598	
11,453	11,299	18,552	12,801	53	252	163	385	340	359	321	221	1,168	2,640	6,899	
18,665	18,276	26,602	27,120	140	654	671	1,209	968	973	699	595	3,295	5,543	12,373	
14,857	16,276	29,833	38,515	232	690	594	1,207	1,281	1,354	1,038	1,054	4,760	8,356	17,949	
18,723	21,043	36,828	52,503	274	1,032	1,018	2,021	1,957	1,978	1,455	1,267	6,821	10,913	23,767	
1,279,345	1,603,390	3,332,728	2,501,238	3,930	15,506	14,692	37,264	51,288	60,871	49,323	51,117	266,464	564,609	1,386,174	
1,419,262	1,705,010	3,177,765	2,686,573	3,622	18,841	24,009	60,679	68,244	75,212	58,043	53,898	326,105	602,356	1,395,564	
988,223	1,201,742	2,601,144	1,748,964	3,138	11,186	9,453	24,711	31,740	39,132	29,770	27,682	154,246	371,333	1,046,573	
1,113,741	1,281,418	2,543,601	1,933,998	2,389	11,727	14,591	38,855	40,048	42,729	35,185	32,767	204,580	413,870	1,097,257	
291,122	401,648	731,584	752,274	792	4,320	5,239	12,553	19,548	21,739	19,553	23,435	112,218	193,276	339,601	
305,521	423,592	634,164	752,575	1,233	7,114	9,418	21,824	28,196	32,483	22,858	21,131	121,525	188,486	298,307	
967	842	855	1,036	6	45	33	39	53	65	45	34	169	233	314	
1,454	1,164	994	1,623	18	41	56	100	117	97	58	58	291	362	401	
1,929	2,302	5,510	3,471	10	60	42	91	80	97	70	51	396	685	1,889	
3,239	4,151	7,164	5,736	21	70	84	173	202	186	148	124	649	1,415	2,664	
1,293	1,528	4,076	2,189	2	31	21	23	39	61	46	17	213	425	1,311	
2,125	2,819	4,999	3,685	8	36	38	69	111	106	76	71	394	914	1,862	
636	774	1,434	1,282	8	29	21	68	41	36	24	34	183	260	578	
1,114	1,332	2,165	2,051	13	34	46	104	91	80	72	53	255	501	802	
77,418	91,014	178,603	143,918	1,853	4,711	1,616	2,781	7,109	5,968	4,983	2,615	17,707	31,875	62,700	
138,222	169,198	259,271	230,601	896	1,858	2,444	6,821	7,191	6,918	5,861	5,078	30,337	63,765	99,432	

MULTIPLE-UNIT OPERATIONS

Economic Area Table 1.—MULTIPLE-UNIT OPERATIONS.

Item (For definitions and explanations, see text)	Area 2								
	Total	Size of unit							
		Under 30 acres	30 to 49 acres	50 to 69 acres	70 to 99 acres	100 to 139 acres	140 to 179 acres	180 to 219 acres	220 to 259 acres
1 Multiple-unit operations.....number 1954...	3,349	80	137	125	267	347	351	245	210
2 1950...	4,136	69	219	191	444	474	477	288	235
3 Subunits in multiple-unit operations.....total number 1954...	14,857	169	299	292	635	884	911	706	647
4 1950...	17,973	143	480	460	1,075	1,162	1,276	837	809
5 Home farms.....number 1954...	3,213	60	101	104	248	330	344	239	207
6 1950...	3,855	48	149	137	395	448	461	276	224
7 Cropper farms.....number 1954...	11,644	109	198	188	387	554	567	467	440
8 1950...	14,118	95	331	323	680	714	815	561	585
9 Land in multiple-unit operations...total acres 1954...	1,583,079	1,775	5,322	7,385	22,246	41,019	55,723	48,454	50,162
10 1950...	1,660,565	1,409	8,425	11,074	36,553	55,519	75,356	56,614	56,079
11 Home farms.....acres 1954...	1,360,784	791	2,647	4,311	16,055	30,748	44,778	38,099	41,149
12 1950...	1,354,206	489	3,589	5,187	24,058	39,953	57,420	43,100	42,143
13 Cropper farms.....acres 1954...	222,295	984	2,675	3,074	6,191	10,271	10,945	10,355	9,013
14 1950...	306,359	920	4,836	5,887	12,495	15,566	17,936	13,514	13,936
15 Cropland harvested.....total acres 1954...	464,612	1,410	3,829	4,182	10,261	15,531	20,192	16,202	15,263
16 1949...	493,081	1,218	6,417	7,460	18,285	23,246	27,312	19,338	18,587
17 Corn harvested for grain.....multiple units reporting 1954...	3,116	67	120	115	242	321	322	231	196
18 1949...	3,837	49	187	167	404	442	445	277	219
19 subunits reporting 1954...	10,232	90	209	200	462	651	662	529	450
20 1949...	12,722	69	315	306	775	872	950	647	585
21 acres 1954...	116,871	424	1,209	1,502	3,357	5,615	6,295	5,175	4,682
22 1949...	142,238	339	2,000	2,388	6,213	7,971	9,079	6,563	5,679
23 bushels 1954...	1,692,298	5,129	14,065	14,742	39,358	66,012	80,341	70,942	55,791
24 1949...	2,626,564	5,663	28,839	37,440	97,481	123,323	150,884	119,152	92,723
25 Cotton harvested.....multiple units reporting 1954...	3,304	75	134	119	262	336	349	242	207
26 1949...	3,994	65	209	179	424	452	456	281	227
27 subunits reporting 1954...	13,514	137	260	243	548	739	786	615	563
28 1949...	15,657	118	399	388	897	946	1,069	708	749
29 acres 1954...	183,499	933	2,244	2,242	5,117	7,111	8,634	7,304	6,420
30 1949...	231,491	829	3,898	4,329	9,837	11,338	13,468	8,623	8,778
31 bales 1954...	164,830	851	1,959	1,890	4,140	6,185	7,426	6,256	5,412
32 1949...	128,073	458	1,878	2,085	4,449	4,903	5,806	3,791	4,436
33 Rice harvested.....multiple units reporting 1954...	4
34 1949...
35 subunits reporting 1954...	4
36 1949...
37 acres 1954...	755
38 1949...
39 bushels 1954...	49,000
40 1949...
41 Peanuts harvested for picking or threshing.....multiple units reporting 1954...	35	1	4	6	5	3	3
42 1949...	62	...	1	3	10	5	9	5	4
43 subunits reporting 1954...	77	3	5	11	11	3	6
44 1949...	75	...	1	3	11	7	11	7	4
45 acres 1954...	48	1	4	11	7	7	3
46 1949...	60	...	(2)	4	9	6	10	5	3
47 pounds 1954...	16,769	340	1,396	4,429	1,026	3,150	1,450
48 1949...	16,655	1,228	3,143	794	2,831	586	2,040
49 Horses and/or mules....multiple units reporting 1954...	2,878	53	105	92	222	283	296	216	182
50 1950...	3,681	38	155	144	390	430	434	262	218
51 number 1954...	17,552	130	286	289	703	947	1,124	913	738
52 1950...	26,870	89	441	512	1,468	1,779	1,990	1,392	1,280
53 Landlord-tenant operations containing multiple units: All subunits including home farm.....number 1954...	18,294	205	352	338	722	1,010	1,031	826	739
54 1950...	24,014	186	609	614	1,202	1,508	1,562	1,044	1,087
55 Land in all subunits including home farm.....acres 1954...	1,701,333	3,437	9,656	9,555	26,295	45,796	61,358	54,713	54,123
56 1950...	1,914,462	4,185	12,831	18,871	41,091	73,141	84,940	64,087	69,106
57 Owned by operator of multiple unit.....acres 1954...	1,222,922	2,642	5,826	6,563	21,542	35,842	46,610	40,198	39,217
58 1950...	1,383,588	3,513	8,756	14,693	30,992	54,828	63,954	46,179	46,864
59 Rented by operator of multiple unit.....acres 1954...	478,411	795	3,830	2,992	4,753	9,954	14,748	14,515	14,906
60 1950...	530,874	672	4,075	4,178	10,099	18,313	20,986	17,908	22,242
61 Subunits not included in multiple units.....operators reporting 1954...	1,039	18	24	30	47	70	70	73	52
62 1950...	1,637	14	51	60	79	131	120	99	89
63 number 1954...	3,437	36	53	46	87	126	120	120	92
64 1950...	6,041	43	129	154	127	346	286	207	278
65 Share tenants.....number 1954...	2,482	27	28	18	66	86	89	81	66
66 1950...	3,952	29	82	89	82	182	146	146	151
67 Other tenants, not croppers nor share tenants.....number 1954...	955	9	25	28	21	40	31	39	26
68 1950...	2,089	14	47	65	45	164	140	61	127
69 Land in subunits not included in multiple units.....acres 1954...	118,254	1,662	4,334	2,170	4,049	4,777	5,635	6,259	3,961
70 1950...	253,897	2,776	4,406	7,797	4,538	17,622	9,584	7,473	13,027

2 Reported in small fractions.

BY SIZE OF UNIT: CENSUSES OF 1954 AND 1950—Continued

Area 2—Continued			Areas 3 and A												
Size of unit—Continued			Total	Size of unit										1,000 acres and over	
260 to 499 acres	500 to 999 acres	1,000 acres and over		Under 30 acres	30 to 49 acres	50 to 69 acres	70 to 99 acres	100 to 139 acres	140 to 179 acres	180 to 219 acres	220 to 259 acres	260 to 499 acres	500 to 999 acres		
734	474	379	1,194	13	38	45	82	135	101	95	80	249	190	166	
803	579	357	1,412	23	69	73	123	159	146	103	70	285	213	148	
2,806	2,700	4,808	3,788	29	80	102	182	301	234	232	221	727	709	971	
3,090	3,785	4,856	4,597	47	147	165	284	382	348	261	196	856	871	1,040	
731	471	378	1,171	7	31	40	81	134	101	94	78	249	190	166	
791	572	354	1,360	15	52	64	112	157	146	102	69	283	212	148	
2,075	2,229	4,430	2,617	22	49	62	101	167	133	138	143	478	519	805	
2,299	3,213	4,502	3,237	32	95	101	172	225	202	159	127	573	659	892	
263,260	334,818	752,915	651,998	234	1,537	2,625	6,937	15,851	15,775	18,837	19,095	88,869	130,966	351,272	
286,716	400,713	672,107	682,411	501	2,779	4,340	10,291	18,621	22,851	20,512	16,784	101,586	159,821	324,325	
220,047	290,104	672,055	602,473	58	992	1,655	5,469	12,775	13,406	16,519	16,656	78,938	119,808	336,197	
232,552	330,615	575,100	608,540	173	1,508	2,778	6,867	14,438	18,563	16,910	14,475	87,800	143,515	301,513	
43,213	44,714	80,860	49,525	176	545	970	1,468	3,076	2,369	2,318	2,439	9,931	11,158	15,075	
54,164	70,098	97,007	73,871	328	1,271	1,562	3,424	4,183	4,288	3,602	2,309	13,786	16,306	22,812	
79,308	96,525	201,909	98,867	181	773	1,210	2,305	4,351	3,821	3,954	4,203	16,791	21,634	39,644	
83,109	117,661	170,448	108,677	361	1,783	1,878	4,220	5,647	6,591	4,931	3,745	20,925	24,293	34,303	
697	446	359	1,138	12	35	43	78	131	98	90	76	240	178	157	
764	543	340	1,359	21	65	68	121	153	140	98	70	279	200	144	
2,071	1,824	3,084	2,950	19	56	77	138	246	192	175	180	565	523	779	
2,260	2,662	3,281	3,658	34	110	129	234	290	288	207	162	695	685	824	
24,263	24,159	40,190	32,442	81	368	520	1,059	2,082	1,832	1,720	1,880	6,028	6,497	10,375	
26,286	32,687	43,033	41,133	159	765	921	1,999	2,676	2,839	2,291	1,666	8,252	8,510	11,055	
325,942	369,041	650,935	649,032	1,285	6,175	8,843	19,982	37,128	33,324	32,351	37,795	118,264	131,938	221,947	
503,760	601,079	866,220	746,402	2,610	13,653	16,519	31,506	46,233	55,144	39,734	28,718	158,254	152,268	201,763	
728	474	378	1,124	11	34	41	74	130	95	91	74	239	177	158	
784	566	351	1,217	17	57	52	104	136	127	91	60	252	187	134	
2,487	2,504	4,632	2,906	19	55	70	126	208	162	159	161	557	547	842	
2,615	3,363	4,405	3,246	28	98	94	189	247	234	176	127	576	631	846	
32,196	36,802	74,496	29,666	93	296	456	764	1,449	1,148	1,252	1,323	5,485	6,318	11,082	
36,996	55,549	77,846	34,737	144	755	719	1,639	2,055	2,249	1,698	1,211	6,623	7,597	10,047	
28,363	32,531	69,817	22,326	64	209	319	573	1,032	860	885	975	3,945	4,694	8,770	
18,728	30,552	50,987	14,740	53	345	288	635	758	918	690	493	2,876	3,244	4,440	
...	1	3	
...	
...	1	3	
...	
...	200	555	
...	
...	10,000	39,000	
...	
5	2	6	20	...	1	...	2	3	2	1	4	4	2	1	
17	6	2	22	...	1	1	2	3	4	2	2	3	2	3	
16	7	15	37	...	2	...	2	5	3	2	7	8	7	1	
19	9	3	30	...	1	1	2	2	4	4	2	6	3	5	
5	3	7	25	...	2	...	3	3	2	1	5	6	2	1	
15	7	1	17	...	1	1	1	1	3	1	1	3	3	2	
1,501	727	2,750	10,242	...	300	...	550	1,050	640	80	5,075	1,900	535	112	
3,741	1,970	282	6,744	...	300	200	700	275	1,920	1,112	230	670	800	537	
643	433	353	1,087	6	29	37	68	129	93	89	74	230	178	154	
797	530	323	1,328	19	59	65	114	153	143	99	68	270	203	135	
3,162	3,312	5,948	5,586	8	61	93	190	369	263	333	334	911	1,117	1,907	
5,144	5,960	6,815	7,364	40	137	196	354	510	532	435	288	1,348	1,583	1,941	
3,267	3,317	6,487	5,265	32	88	135	217	328	269	326	311	858	945	1,756	
4,033	5,162	7,007	6,492	54	182	221	337	421	404	294	236	1,098	1,281	1,964	
282,390	355,252	798,758	698,660	394	1,860	5,239	7,423	16,591	16,667	24,491	21,256	92,885	138,026	373,828	
331,314	460,412	754,484	739,041	763	3,788	6,573	11,830	20,509	24,614	21,500	20,569	107,069	170,600	351,226	
199,680	247,457	577,345	599,696	365	1,467	3,837	6,530	15,062	14,928	22,642	18,251	79,740	119,080	317,794	
238,406	322,459	552,944	646,290	688	2,818	6,173	10,784	18,662	21,625	19,384	16,135	91,811	144,290	313,920	
82,710	107,795	221,413	98,964	29	393	1,402	893	1,529	1,739	1,849	3,005	13,145	18,946	56,034	
92,908	137,953	201,540	92,751	75	970	400	1,046	1,847	2,989	2,116	4,434	15,258	26,310	37,306	
206	230	219	377	3	7	13	17	21	23	19	17	75	75	107	
391	349	254	501	4	12	22	30	27	37	20	24	99	112	114	
461	617	1,679	1,477	3	8	33	35	27	35	94	90	131	236	785	
943	1,377	2,151	1,895	7	35	56	53	39	56	33	40	242	410	924	
298	414	1,309	998	...	3	19	23	11	21	62	67	72	141	580	
603	962	1,480	1,299	1	17	35	42	28	30	15	17	175	295	643	
163	203	370	479	3	5	14	13	16	14	32	23	59	95	205	
340	415	671	596	6	18	21	10	11	26	18	23	67	115	281	
19,130	20,434	45,843	46,662	160	323	2,614	486	740	892	5,654	2,161	4,016	7,060	22,556	
44,598	59,699	82,377	56,630	262	1,009	2,233	1,539	1,888	1,763	988	3,785	5,483	10,779	26,901	

MULTIPLE-UNIT OPERATIONS

Economic Area Table 1.—MULTIPLE-UNIT OPERATIONS.

Item (For definitions and explanations, see text)	Area 4									
	Total	Size of unit								
		Under 30 acres	30 to 49 acres	50 to 69 acres	70 to 99 acres	100 to 139 acres	140 to 179 acres	180 to 219 acres	220 to 259 acres	
1 Multiple-unit operations.....number 1954...	1,997	18	59	100	237	310	275	198	158	
2 1950...	2,155	28	62	135	313	367	334	240	126	
3 Subunits in multiple-unit										
4 operations.....total number 1954...	5,468	37	126	205	503	693	642	474	404	
5 1950...	5,688	56	125	282	654	818	796	596	325	
6 Home farms.....number 1954...	1,953	14	50	95	227	306	273	197	158	
7 1950...	2,062	23	56	120	291	350	324	233	124	
8 Cropper farms.....number 1954...	3,515	23	76	110	276	387	369	277	246	
9 1950...	3,626	33	69	162	363	468	472	363	201	
10 Land in multiple-unit operations....total acres 1954...	554,869	344	2,375	5,904	19,716	36,959	43,973	39,027	37,676	
11 1950...	515,955	598	2,465	8,035	26,114	42,871	52,872	47,170	29,939	
12 Home farms.....acres 1954...	455,541	153	1,273	3,891	13,682	27,439	33,613	31,481	30,117	
13 1950...	411,758	286	1,450	4,819	17,414	30,898	39,822	35,799	23,531	
14 Cropper farms.....acres 1954...	99,328	191	1,102	2,013	6,034	9,520	9,960	7,546	7,559	
15 1950...	104,197	312	1,015	3,216	8,700	11,973	13,050	11,371	6,408	
16 Cropland harvested.....total acres 1954...	158,540	240	1,307	2,764	9,113	15,491	15,966	13,474	12,044	
17 1949...	157,039	397	1,512	4,563	12,785	18,654	20,244	15,874	9,972	
18 Corn harvested for										
19 grain.....multiple units reporting 1954...	1,943	18	57	95	232	306	268	191	156	
20 1949...	2,072	22	53	128	305	359	326	231	122	
21 subunits reporting 1954...	4,378	28	81	136	388	572	522	401	337	
22 1949...	4,632	33	77	208	550	682	671	481	281	
23 acres 1954...	60,973	123	597	1,240	4,146	6,945	6,859	5,702	5,101	
24 1949...	60,228	178	577	1,884	5,185	7,278	8,006	6,130	3,864	
25 bushels 1954...	908,135	1,985	8,979	18,630	61,265	114,921	104,948	92,561	82,668	
26 1949...	1,413,820	3,223	13,689	44,475	137,378	187,238	208,303	138,848	88,475	
27 Cotton harvested.....multiple units reporting 1954...	1,948	17	53	95	228	302	269	196	155	
28 1949...	2,103	25	60	129	306	358	327	237	126	
29 subunits reporting 1954...	4,471	22	77	136	375	514	514	395	335	
30 1949...	4,823	34	92	223	543	678	671	522	291	
31 acres 1954...	51,155	105	555	1,058	3,122	5,263	5,263	4,365	3,773	
32 1949...	63,492	196	730	2,085	5,588	7,828	8,283	6,470	3,957	
33 bales 1954...	39,079	80	403	784	2,279	4,126	4,070	3,262	2,762	
34 1949...	34,943	111	441	1,206	3,057	4,335	4,825	3,317	2,025	
35 Rice harvested.....multiple units reporting 1954...	
36 1949...	
37 subunits reporting 1954...	
38 1949...	
39 acres 1954...	
40 1949...	
41 bushels 1954...	
42 1949...	
43 Peanuts harvested for picking										
44 or threshing.....multiple units reporting 1954...	43	...	2	2	9	5	6	5	2	
45 1949...	35	...	2	...	3	8	6	6	5	
46 subunits reporting 1954...	53	...	2	2	10	6	8	6	4	
47 1949...	38	...	2	...	3	9	7	6	5	
48 acres 1954...	54	...	3	2	9	7	10	5	4	
49 1949...	40	...	2	...	4	11	4	6	5	
50 pounds 1954...	11,677	...	384	350	990	2,495	2,182	1,444	800	
51 1949...	12,101	...	500	...	1,400	2,965	1,360	820	800	
52 Horses and/or mules....multiple units reporting 1954...	1,580	8	38	67	169	250	213	157	126	
53 1950...	1,936	21	49	109	277	326	307	223	121	
54 number 1954...	5,645	17	76	158	413	673	625	484	450	
55 1950...	8,884	42	128	338	936	1,078	1,219	952	597	
56 Landlord-tenant operations containing multiple units;										
57 All subunits including home farm.....number 1954...	6,628	43	164	248	555	780	765	538	458	
58 1950...	7,423	71	174	343	759	991	949	793	391	
59 Land in all subunits including										
60 home farm.....acres 1954...	604,879	806	4,439	7,911	22,896	39,274	48,269	42,055	39,971	
61 1950...	589,333	1,491	4,409	10,527	31,365	49,101	59,191	53,935	32,435	
62 Owned by operator of multiple										
63 unit.....acres 1954...	518,062	743	4,314	7,074	19,767	34,101	43,654	36,971	34,893	
64 1950...	506,647	1,372	4,020	9,203	28,277	43,955	53,818	46,914	26,423	
65 Rented by operator of multiple										
66 unit.....acres 1954...	86,817	63	125	837	3,129	5,173	4,615	5,084	5,078	
67 1950...	82,686	119	389	1,324	3,088	5,146	5,373	7,021	6,012	
68 Subunits not included in										
69 multiple units.....operators reporting 1954...	557	4	18	20	36	63	71	47	37	
70 1950...	775	10	18	36	62	113	94	92	45	
number 1954...	1,160	6	38	43	52	87	123	64	54	
1950...	1,735	15	49	61	105	173	153	197	66	
71 Share tenants.....number 1954...	898	4	31	33	39	68	92	43	40	
72 1950...	1,439	14	38	47	97	119	113	159	50	
73 Other tenants, not croppers nor share										
74 tenants.....number 1954...	262	2	7	10	13	19	31	21	14	
75 1950...	296	1	11	14	8	54	40	38	16	
76 Land in subunits not included in multiple										
77 units.....acres 1954...	50,010	462	2,064	2,007	3,180	2,315	4,696	3,028	2,295	
78 1950...	73,378	893	1,944	2,492	5,251	6,230	6,319	6,765	2,496	

MULTIPLE-UNIT OPERATIONS

Economic Area Table I.—MULTIPLE-UNIT OPERATIONS,

Item (For definitions and explanations, see text)	Area 6a									
	Total	Size of unit								
		Under 30 acres	30 to 49 acres	50 to 69 acres	70 to 99 acres	100 to 139 acres	140 to 179 acres	180 to 219 acres	220 to 259 acres	
1 Multiple-unit operations.....number 1954...	3,677	78	236	266	561	569	480	312	263	
2	3,901	43	218	291	600	724	572	346	213	
3 Subunits in multiple-unit										
4 operations.....total number 1954...	9,167	158	481	555	1,195	1,264	1,108	772	697	
5	10,044	86	451	614	1,262	1,661	1,373	859	590	
6 Home farms.....number 1954...	3,641	74	228	259	553	565	478	311	263	
7	3,789	30	194	267	587	709	566	339	210	
8 Cropper farms.....number 1954...	5,526	84	253	296	642	699	630	461	434	
9	6,255	56	257	347	675	952	807	520	380	
10 Land in multiple-unit operations....total acres 1954...	853,786	1,599	9,448	15,820	46,700	66,894	75,436	61,650	62,474	
11	844,310	852	8,729	17,232	49,640	85,077	89,895	67,927	50,261	
12 Home farms.....acres 1954...	729,999	922	6,215	10,769	35,073	52,532	61,332	51,040	52,704	
13	680,723	336	4,755	10,501	34,826	62,214	69,261	52,944	40,213	
14 Cropper farms.....acres 1954...	123,787	677	3,233	5,051	11,627	14,362	14,104	10,610	9,770	
15	163,587	516	3,974	6,731	14,814	22,863	20,634	14,983	10,048	
16 Cropland harvested.....total acres 1954...	199,003	893	4,412	6,848	17,391	21,788	22,596	17,781	16,645	
17	237,031	580	5,030	9,241	22,482	33,482	30,832	20,937	15,728	
18 Corn harvested for										
19 grain.....multiple units reporting 1954...	3,592	69	221	262	552	560	473	307	259	
20	3,786	37	200	278	588	701	562	338	208	
21 subunits reporting 1954...	7,423	88	317	417	953	1,020	934	664	574	
22	8,281	53	318	480	1,041	1,368	1,168	725	495	
23 acres 1954...	90,113	474	2,305	3,545	8,914	10,839	10,842	8,327	7,578	
24	103,972	267	2,442	4,348	10,479	15,359	14,179	9,486	6,744	
25 bushels 1954...	1,727,974	7,574	43,534	66,808	167,115	207,235	203,673	163,289	152,315	
26	1,915,916	4,631	46,436	82,781	214,011	295,596	273,126	173,961	119,269	
27 Cotton harvested.....multiple units reporting 1954...	3,556	64	217	253	550	554	474	309	256	
28	3,707	33	197	274	578	689	551	330	203	
29 subunits reporting 1954...	6,866	78	302	368	864	930	835	619	530	
30	7,791	47	299	448	978	1,268	1,078	679	479	
31 acres 1954...	65,513	350	1,649	2,555	6,263	7,297	7,673	5,996	5,315	
32	91,086	284	2,127	3,853	9,261	13,231	11,986	8,214	6,065	
33 bales 1954...	48,324	236	1,215	1,872	4,560	5,416	5,583	4,426	3,887	
34	35,848	108	878	1,524	3,641	5,152	4,800	3,279	2,256	
35 Rice harvested.....multiple units reporting 1954...	
36	
37 subunits reporting 1954...	
38	
39 acres 1954...	
40	
41 bushels 1954...	
42	
43 Peanuts harvested for picking										
44 or threshing.....multiple units reporting 1954...	93	...	5	6	13	20	17	7	4	
45	76	1	6	4	3	14	8	7	9	
46 subunits reporting 1954...	109	...	5	6	16	19	19	9	4	
47	98	1	7	5	5	17	12	8	12	
48 acres 1954...	55	...	1	3	8	9	13	2	2	
49	102	1	19	2	4	19	11	6	9	
50 pounds 1954...	23,907	...	1,456	711	5,287	3,393	4,965	873	2,500	
51	37,282	100	4,325	1,025	2,720	3,237	3,785	2,576	3,931	
52 Horses and/or mules....multiple units reporting 1954...	3,293	57	186	232	505	515	439	285	238	
53	3,682	30	189	267	575	687	546	332	202	
54 number 1954...	10,296	82	320	482	1,166	1,335	1,288	914	773	
55	14,403	52	411	705	1,590	2,220	1,936	1,292	935	
56 Landlord-tenant operations containing multiple units:										
57 All subunits including home farm.....number 1954...	10,308	175	518	607	1,297	1,387	1,196	844	799	
58	11,604	96	512	675	1,389	1,824	1,530	1,007	666	
59 Land in all subunits including										
60 home farm.....acres 1954...	890,178	2,546	11,250	17,166	49,349	69,339	77,346	64,399	65,170	
61	894,525	1,258	9,692	19,172	52,326	91,999	95,085	72,022	51,822	
62 Owned by operator of multiple										
63 unit.....acres 1954...	799,454	2,375	10,641	16,156	45,645	66,078	73,290	58,434	58,904	
64	820,196	1,171	9,017	18,098	49,298	87,124	91,204	65,389	48,417	
65 Rented by operator of multiple										
66 unit.....acres 1954...	90,724	171	609	1,010	3,704	3,261	4,056	5,965	6,266	
67	74,329	87	675	1,074	3,028	4,875	3,881	6,633	3,405	
68 Subunits not included in										
69 multiple units.....operators reporting 1954...	729	15	27	43	83	93	70	60	67	
70	894	7	32	51	86	126	117	91	57	
71 number 1954...	1,141	17	37	52	102	123	88	72	102	
72	1,560	10	61	61	127	163	157	148	76	
73 Share tenants.....number 1954...	812	11	24	42	65	73	74	52	69	
74	936	4	20	34	59	85	87	88	41	
75 Other tenants, not croppers nor share										
76 tenants.....number 1954...	329	6	13	10	37	50	14	20	33	
77	624	6	41	27	68	78	70	60	35	
78 Land in subunits not included in multiple										
79 units.....acres 1954...	36,392	947	1,802	1,346	2,649	2,445	1,910	2,749	2,696	
80	50,215	406	963	1,940	2,686	6,922	5,190	4,095	1,961	

BY SIZE OF UNIT: CENSUSES OF 1954 AND 1950—Continued

Area 6a—Continued			Area 6b												
Size of unit—Continued			Total	Size of unit											1,000 acres and over
260 to 499 acres	500 to 999 acres	1,000 acres and over		Under 30 acres	30 to 49 acres	50 to 69 acres	70 to 99 acres	100 to 139 acres	140 to 179 acres	180 to 219 acres	220 to 259 acres	260 to 499 acres	500 to 999 acres		
595	235	82	1,502	21	47	77	185	223	205	150	99	303	133	59	1
625	193	76	1,617	10	59	80	188	282	270	160	105	304	104	55	2
1,696	806	435	3,711	42	100	157	385	492	475	364	246	796	408	246	3
1,910	733	505	4,077	20	167	167	398	619	620	406	273	825	371	258	4
593	235	82	1,488	20	44	76	183	221	205	150	98	302	131	58	5
621	191	75	1,557	7	43	66	181	277	264	158	105	299	102	55	6
1,103	571	353	2,223	22	56	81	202	271	270	214	148	494	277	188	7
1,289	542	430	2,520	13	77	101	217	342	356	248	168	526	269	203	8
208,022	156,982	148,761	483,325	397	1,963	4,646	15,444	26,291	32,494	29,411	23,535	103,993	88,804	156,347	9
214,464	126,120	134,113	427,678	217	2,358	4,718	15,513	33,396	42,817	31,740	24,979	105,066	71,287	95,587	10
178,933	141,430	139,049	431,296	228	1,252	3,447	12,289	21,138	26,805	24,306	19,832	91,243	80,744	150,012	11
177,134	108,934	119,605	359,509	80	1,094	2,682	11,002	25,588	33,537	25,387	20,783	89,680	60,930	88,746	12
29,089	15,552	9,712	52,029	169	711	1,199	3,155	5,153	5,689	5,105	3,703	12,750	8,060	6,335	13
37,330	17,186	14,508	68,169	137	1,264	2,036	4,511	7,808	9,280	6,353	4,196	15,386	10,357	6,841	14
45,336	27,103	18,210	81,353	258	784	1,840	5,026	8,426	9,042	7,869	5,280	21,140	13,479	8,209	15
54,783	24,030	19,906	99,991	157	1,530	2,393	6,653	12,496	13,938	9,736	7,032	23,242	11,961	10,853	16
580	231	78	1,476	18	43	75	182	221	204	149	97	300	130	57	17
612	190	72	1,577	7	57	72	183	278	263	159	104	299	102	53	18
1,423	677	356	3,072	20	64	122	315	422	405	304	212	668	342	198	19
1,599	606	428	3,429	12	93	124	332	511	534	365	239	705	312	202	20
19,552	11,236	6,501	41,042	137	485	998	2,904	4,752	4,813	4,031	2,656	10,050	6,232	3,984	21
23,821	9,988	6,859	46,561	65	828	1,232	3,480	6,175	6,637	4,648	3,712	10,757	5,150	3,877	22
376,173	216,544	123,714	645,633	1,935	7,599	16,199	46,774	69,922	72,248	58,152	48,094	162,200	99,751	62,759	23
442,465	168,929	94,711	936,132	1,050	15,508	24,945	68,468	124,905	142,345	98,007	62,007	218,353	113,643	66,901	24
577	225	77	1,410	17	37	71	172	209	200	142	92	293	125	52	25
593	186	73	1,483	7	47	69	170	255	251	150	100	287	98	49	26
1,306	660	374	2,662	22	47	102	251	352	345	261	182	595	317	188	27
1,496	585	434	3,042	12	73	100	288	447	467	321	205	639	292	198	28
14,440	8,423	5,552	22,947	91	230	527	1,480	2,462	2,670	2,255	1,613	5,937	3,645	2,037	29
20,266	9,011	6,788	32,398	71	532	857	2,230	4,150	4,699	3,327	2,187	7,619	3,596	3,130	30
10,660	6,309	4,160	14,380	52	132	298	895	1,475	1,628	1,370	1,026	3,918	2,269	1,317	31
8,112	3,446	2,652	12,649	30	223	332	854	1,531	1,817	1,298	771	2,806	1,809	1,178	32
...	33
...	34
...	35
...	36
...	37
...	38
...	39
...	40
15	6	...	46	1	3	2	6	4	5	3	3	10	5	4	41
10	10	4	90	...	3	2	10	15	16	8	9	22	5	...	42
18	6	...	67	1	3	2	9	8	6	3	4	16	11	4	43
13	14	4	118	...	4	2	12	20	19	9	13	32	7	...	44
12	5	...	56	1	3	2	9	5	5	3	3	11	10	4	45
11	14	6	111	...	4	4	13	15	22	10	11	27	7	...	46
3,817	905	...	13,953	200	640	800	1,904	799	850	1,200	665	3,120	1,765	2,010	47
5,365	9,168	1,050	41,593	...	436	600	5,314	5,694	6,502	5,369	4,420	10,708	2,550	...	48
538	220	78	1,347	14	37	66	165	205	192	138	86	274	122	48	49
598	184	72	1,501	8	40	66	176	263	257	149	102	288	100	52	50
2,100	1,115	721	4,261	19	65	132	367	516	524	428	284	947	589	390	51
3,082	1,259	921	5,953	20	84	142	469	797	915	562	425	1,351	620	568	52
1,933	1,006	546	4,271	51	109	175	416	525	510	391	286	920	500	388	53
2,241	950	714	4,860	23	132	185	430	699	729	454	317	990	488	413	54
215,761	165,084	152,768	507,053	863	2,042	4,907	16,100	26,766	33,449	29,819	24,839	108,093	93,482	166,693	55
226,414	136,098	138,637	466,014	351	2,486	5,610	16,409	36,016	47,482	33,555	26,460	111,404	76,726	109,515	56
196,159	139,349	132,423	470,053	775	1,891	4,702	15,408	25,226	31,722	27,478	21,605	100,295	82,064	158,887	57
206,565	121,631	122,282	429,784	351	2,293	5,241	15,658	33,714	44,096	31,763	25,385	104,061	67,952	99,270	58
19,602	25,735	20,345	37,000	88	151	205	692	1,540	1,727	2,341	3,234	7,798	11,418	7,806	59
19,849	14,467	16,355	36,230	...	193	369	751	2,302	3,386	1,792	1,075	7,343	8,774	10,245	60
146	90	35	324	5	8	14	26	25	32	21	27	86	48	32	61
193	92	42	434	2	12	16	29	62	72	33	31	99	45	33	62
237	200	111	560	9	9	18	31	33	35	27	40	124	92	142	63
331	217	209	783	3	12	18	32	80	109	48	44	165	117	155	64
171	151	80	356	2	7	10	18	20	24	16	28	90	58	83	65
217	144	157	431	3	9	9	16	47	70	27	29	96	50	75	66
66	49	31	204	7	2	8	13	13	11	11	12	34	34	59	67
114	73	52	352	...	3	9	16	33	39	21	15	69	67	80	68
7,739	8,102	4,007	23,728	466	79	261	656	475	955	408	1,304	4,100	4,678	10,346	69
11,950	9,978	4,524	38,336	134	128	892	896	2,620	4,665	1,815	1,481	6,338	5,439	13,928	70

MULTIPLE-UNIT OPERATIONS

Economic Area Table 1.—MULTIPLE-UNIT OPERATIONS,

Item (For definitions and explanations, see text)	Areas 7 and 8					
	Total	Size of unit				
		Under 30 acres	30 to 49 acres	50 to 69 acres	70 to 99 acres	100 to 139 acres
1 Multiple-unit operations.....number 1954...	125	11	17	6	20	18
2 1950...	99	1	11	7	15	18
3 Subunits in multiple-unit						
4 operations.....total number 1954...	258	22	34	13	41	37
5 1950...	214	2	22	14	32	37
6 Home farms.....number 1954...	123	11	16	6	20	18
7 1950...	95	1	10	7	14	17
8 Cropper farms.....number 1954...	135	11	18	7	21	19
9 1950...	119	1	12	7	18	20
10 Land in multiple-unit operations....total acres 1954...	26,974	184	674	345	1,676	2,058
11 1950...	23,677	14	409	417	1,241	2,099
12 Home farms.....acres 1954...	23,028	105	398	205	1,215	1,643
13 1950...	19,489	3	204	236	733	1,415
14 Cropper farms.....acres 1954...	3,946	79	276	140	461	415
15 1950...	4,188	11	205	181	508	684
16 Cropland harvested.....total acres 1954...	5,514	92	299	186	563	549
17 1949...	4,950	12	258	214	498	829
18 Corn harvested for						
19 grain.....multiple units reporting 1954...	119	8	17	6	20	17
20 1949...	91	1	9	7	14	17
21 subunits reporting 1954...	183	11	21	9	28	27
22 1949...	146	2	12	10	22	25
23 acres 1954...	2,440	70	200	90	259	268
24 1949...	2,267	12	125	126	258	385
25 bushels 1954...	53,599	1,500	4,210	2,225	6,045	6,720
26 1949...	45,894	250	2,517	2,545	5,055	7,600
27 Cotton harvested.....multiple units reporting 1954...	70	5	8	4	15	13
28 1949...	58	...	7	4	9	13
29 subunits reporting 1954...	98	5	10	7	21	17
30 1949...	85	...	9	6	13	19
31 acres 1954...	767	17	51	41	126	128
32 1949...	751	...	43	40	85	183
33 bales 1954...	614	11	51	31	97	101
34 1949...	392	...	18	19	39	92
35 Rice harvested.....multiple units reporting 1954...
36 1949...
37 subunits reporting 1954...
38 1949...
39 acres 1954...
40 1949...
41 bushels 1954...
42 1949...
43 Peanuts harvested for picking						
44 or threshing.....multiple units reporting 1954...	3	...	1	1
45 1949...	4	3	...
46 subunits reporting 1954...	3	...	1	1
47 1949...	5	3	...
48 acres 1954...	20	...	1	1
49 1949...	11	1	...
50 pounds 1954...	8,600	...	300	300
51 1949...	10,725	3,425	...
52 Horses and/or mules....multiple units reporting 1954...	80	7	13	3	15	13
53 1950...	75	...	8	6	12	13
54 number 1954...	139	14	20	4	28	24
55 1950...	184	...	13	11	31	31
56 Landlord-tenant operations containing multiple units:						
57 All subunits including home farm.....number 1954...	273	23	34	14	45	38
58 1950...	226	2	22	14	33	40
59 Land in all subunits including						
60 home farm.....acres 1954...	27,134	187	674	361	1,712	2,076
61 1950...	24,015	14	409	417	1,253	2,204
62 Owned by operator of multiple						
63 unit.....acres 1954...	26,490	187	674	361	1,681	1,811
64 1950...	22,768	14	409	312	1,183	2,069
65 Rented by operator of multiple						
66 unit.....acres 1954...	644	31	265
67 1950...	1,247	105	70	135
68 Subunits not included in						
69 multiple units.....operators reporting 1954...	14	1	...	1	4	1
70 1950...	11	1	3
number 1954...	15	1	...	1	4	1
1950...	12	1	3
Share tenants.....number 1954...	7	1	2	1
1950...	3	1
Other tenants, not croppers nor share						
tenants.....number 1954...	8	1	2	...
1950...	9	1	2
Land in subunits not included in multiple						
units.....acres 1954...	160	3	...	16	36	18
1950...	338	12	105

BY SIZE OF UNIT: CENSUSES OF 1954 AND 1950—Continued

Item (For definitions and explanations, see text)	Areas 7 and 8—Continued					
	Size of unit—Continued					
	140 to 179 acres	180 to 219 acres	220 to 259 acres	260 to 499 acres	500 to 999 acres	1,000 acres and over
1 Multiple-unit operations.....number 1954...	12	7	6	14	11	3
2 1950...	8	7	5	18	6	3
3 Subunits in multiple-unit						
4 operations.....total number 1954...	24	14	13	31	23	6
5 1950...	16	16	14	41	13	7
6 Home farms.....number 1954...	12	6	6	14	11	3
7 1950...	7	7	5	18	6	3
8 Cropper farms.....number 1954...	12	8	7	17	12	3
9 1950...	9	9	9	23	7	4
10 Land in multiple-unit operations....total acres 1954...	1,911	1,369	1,441	4,341	7,602	5,373
11 1950...	1,308	1,330	1,245	6,036	3,808	5,770
12 Home farms.....acres 1954...	1,689	1,060	1,128	3,765	6,498	5,322
13 1950...	949	995	964	5,094	3,249	5,647
14 Cropper farms.....acres 1954...	222	309	313	576	1,104	51
15 1950...	359	335	281	942	559	123
16 Cropland harvested.....total acres 1954...	514	418	471	990	1,121	311
17 1949...	225	446	408	1,385	455	220
18 Corn harvested for						
19 grain.....multiple units reporting 1954...	11	7	6	14	10	3
20 1949...	7	7	5	15	6	3
21 subunits reporting 1954...	17	12	10	27	17	4
22 1949...	13	14	11	25	6	6
23 acres 1954...	186	257	156	393	363	198
24 1949...	133	255	161	421	226	165
25 bushels 1954...	2,734	4,303	3,972	10,515	7,755	3,620
26 1949...	2,980	5,345	3,790	8,032	4,620	3,160
27 Cotton harvested.....multiple units reporting 1954...	5	3	4	8	5	...
28 1949...	3	5	5	10	1	1
29 subunits reporting 1954...	9	4	5	15	5	...
30 1949...	4	8	9	15	1	1
31 acres 1954...	83	20	57	136	108	...
32 1949...	28	89	84	177	14	8
33 bales 1954...	77	14	39	115	78	...
34 1949...	15	53	54	90	5	7
35 Rice harvested.....multiple units reporting 1954...
36 1949...
37 subunits reporting 1954...
38 1949...
39 acres 1954...
40 1949...
41 bushels 1954...
42 1949...
43 Peanuts harvested for picking						
44 or threshing.....multiple units reporting 1954...	1
45 1949...	1
46 subunits reporting 1954...
47 1949...	2	...	1
48 acres 1954...	18
49 1949...	10
50 pounds 1954...	8,000
51 1949...	7,300
52 Horses and/or mules....multiple units reporting 1954...	7	3	1	9	7	2
53 1950...	5	4	4	16	4	3
54 number 1954...	10	3	1	15	18	2
55 1950...	14	8	9	52	7	8
56 Landlord-tenant operations containing multiple units:						
57 All subunits including home farm.....number 1954...	26	15	13	31	25	9
58 1950...	17	16	16	43	14	9
59 Land in all subunits including						
60 home farm.....acres 1954...	1,936	1,370	1,441	4,341	7,636	5,400
61 1950...	1,328	1,330	1,300	6,146	3,814	5,800
62 Owned by operator of multiple						
63 unit.....acres 1954...	1,778	1,370	1,396	4,276	7,556	5,400
64 1950...	1,232	1,330	940	5,695	3,784	5,800
65 Rented by operator of multiple						
66 unit.....acres 1954...	158	...	45	65	80	...
67 1950...	96	...	360	451	30	...
68 Subunits not included in						
69 multiple units.....operators reporting 1954...	2	1	2	2
70 1950...	1	...	2	...	1	1
71 number 1954...	2	1	...	2	2	3
72 1950...	1	...	2	2	1	2
73 Share tenants.....number 1954...	2	1
74 1950...	2
75 Other tenants, not croppers nor share						
76 tenants.....number 1954...	...	1	2	2
77 1950...	1	2	1	2
78 Land in subunits not included in multiple						
79 units.....acres 1954...	25	1	34	27
80 1950...	20	...	55	110	6	30

MULTIPLE-UNIT OPERATIONS

Economic Area Table 2.—MULTIPLE-UNIT OPERATIONS, BY COLOR AND

Item (For definitions and explanations, see text)	The State											
	All operators			Color and tenure of operator								
	Total	White	Non-white	Full owners			Part owners			Managers		
				Total	White	Non-white	Total	White	Non-white	Total	White	Non-white
1 Multiple-unit operations.....number 1954...	18,041	15,446	2,595	10,718	9,337	1,381	4,978	4,369	609	391	385	6
2 1950...	20,904	17,682	3,222	13,433	11,785	1,648	4,093	3,529	564	528	517	11
3 Subunits in multiple-unit operations.....total number 1954...	78,709	71,849	6,860	37,389	34,007	3,382	25,975	24,123	1,852	6,731	6,679	52
4 1950...	97,256	88,251	9,005	49,769	45,559	4,210	24,803	22,726	2,077	10,697	10,583	74
5 Home farms.....number 1954...	17,507	14,919	2,588	10,235	8,861	1,374	4,972	4,363	609	388	382	6
6 1950...	19,864	16,673	3,191	12,448	10,825	1,623	4,973	3,511	562	512	502	10
7 Cropper farms.....number 1954...	61,202	56,930	4,272	27,154	25,146	2,008	21,003	19,760	1,243	6,343	6,297	46
8 1950...	77,392	71,578	5,814	37,321	34,734	2,587	20,730	19,215	1,515	10,145	10,081	64
9 Land in multiple-unit operations.....total acres 1954...	7,252,208	6,864,096	388,112	3,400,072	3,206,905	193,167	2,566,492	2,445,887	120,605	685,238	677,405	7,833
10 1950...	7,393,925	6,917,568	476,357	3,925,050	3,690,354	234,696	2,024,472	1,890,235	134,217	761,826	757,931	3,895
11 Home farms.....acres 1954...	6,161,609	5,836,701	324,908	2,878,555	2,715,269	163,286	2,191,793	2,091,076	100,717	593,394	586,139	7,255
12 1950...	5,897,116	5,520,865	376,251	3,138,729	2,952,172	186,557	1,640,056	1,532,020	108,036	590,777	588,085	2,692
13 Cropper farms.....acres 1954...	1,090,599	1,027,395	63,204	521,517	491,636	29,881	374,699	354,811	19,888	91,844	91,266	578
14 1950...	1,496,809	1,396,703	100,106	786,321	738,182	48,139	384,419	358,235	26,181	171,049	169,846	1,203
15 Cropland harvested.....total acres 1954...	2,691,677	2,551,648	140,029	1,069,599	1,011,698	57,901	1,002,366	954,934	47,432	301,149	299,694	1,455
16 1949...	2,911,275	2,709,112	202,163	1,352,903	1,266,559	86,344	812,151	754,226	57,925	389,856	387,933	1,923
17 Corn harvested for grain.....multiple units reporting 1954...	16,342	13,976	2,366	9,799	8,529	1,270	4,566	4,001	565	339	334	5
18 1949...	19,100	16,164	2,936	12,385	10,868	1,517	3,780	3,257	523	476	467	9
19 subunits reporting 1954...	45,505	40,608	4,897	23,435	20,955	2,480	14,588	13,234	1,354	2,988	2,946	42
20 1949...	62,308	55,889	6,419	33,493	30,346	3,147	15,332	13,897	1,435	6,356	6,318	38
21 acres 1954...	513,466	472,462	41,004	255,752	235,382	20,370	180,191	167,672	12,519	35,045	34,840	205
22 1949...	660,744	602,362	58,382	366,493	337,585	28,908	170,266	155,290	14,976	56,785	56,410	375
23 bushels 1954...	8,581,953	8,109,502	472,451	4,266,055	4,026,050	240,005	3,015,663	2,870,885	144,778	645,069	641,538	3,531
24 1949...	13,412,760	12,547,274	865,486	7,445,983	7,022,333	423,650	3,541,992	3,309,153	232,839	1,170,001	1,159,246	10,755
25 Cotton harvested.....multiple units reporting 1954...	17,519	14,955	2,564	10,264	8,907	1,357	4,919	4,316	603	389	383	6
26 1949...	19,977	16,830	3,147	12,693	11,098	1,595	3,966	3,408	558	515	505	10
27 subunits reporting 1954...	69,757	63,546	6,211	30,858	27,976	2,882	24,120	22,372	1,748	6,483	6,435	48
28 1949...	86,378	78,251	8,127	42,060	38,421	3,639	22,564	20,627	1,937	10,354	10,295	59
29 acres 1954...	1,086,515	1,023,439	63,076	410,398	387,785	22,613	405,399	384,038	21,361	127,221	126,593	628
30 1949...	1,545,325	1,436,755	108,570	657,333	615,567	41,766	433,865	403,092	30,773	232,647	231,548	1,099
31 bales 1954...	913,044	865,139	47,905	339,472	323,300	16,172	340,476	324,204	16,272	113,702	113,101	601
32 1949...	970,838	921,418	49,420	392,473	375,074	17,399	271,283	257,653	13,630	167,551	167,001	550
33 Rice harvested.....multiple units reporting 1954...	92	90	2	26	25	1	34	33	1	18	18	...
34 1949...	3	3	2	2	...	1	1	...
35 subunits reporting 1954...	94	92	2	26	25	1	35	34	1	19	19	...
36 1949...	3	3	2	2	...	1	1	...
37 acres 1954...	26,545	26,285	260	6,616	6,536	80	10,128	9,948	180	6,093	6,093	...
38 1949...	1,399	1,399	599	599	...	800	800	...
39 bushels 1954...	1,627,072	1,610,272	16,800	370,069	364,069	6,000	628,059	617,259	10,800	411,044	411,044	...
40 1949...	73,500	73,500	33,500	33,500	...	40,000	40,000	...
41 Peanuts harvested for picking or threshing.....multiple units reporting 1954...	275	214	61	179	146	33	80	59	21	1	1	...
42 1949...	365	242	123	263	186	77	63	39	24	4	4	...
43 subunits reporting 1954...	393	296	97	249	193	56	117	87	30	2	2	...
44 1949...	471	308	163	336	235	101	86	50	36	6	6	...
45 acres 1954...	301	222	79	189	143	46	90	66	24	2	2	...
46 1949...	449	306	143	320	241	79	88	46	42	5	5	...
47 pounds 1954...	93,824	77,766	16,058	63,043	54,398	8,645	25,833	19,736	6,097	600	600	...
48 1949...	162,271	121,780	40,491	124,539	100,814	23,725	26,955	16,203	10,752	1,652	1,652	...
49 Horses and/or mules.....multiple units reporting 1954...	14,178	11,946	2,232	8,542	7,316	1,226	4,019	3,499	520	322	318	4
50 1950...	17,991	15,030	2,961	11,622	10,096	1,526	3,610	3,096	514	452	444	8
51 number 1954...	65,007	56,922	8,085	33,199	29,071	4,128	21,888	19,744	2,144	4,561	4,532	29
52 1950...	104,656	91,889	12,767	58,278	52,133	6,145	27,082	24,224	2,858	8,072	8,024	48
53 Landlord-tenant operations containing multiple units: All subunits including home farm.....number 1954...	91,696	83,884	7,812	44,197	40,215	3,982	30,120	28,016	2,104	8,052	7,991	61
54 1950...	117,511	106,918	10,593	60,693	55,621	5,072	30,668	28,098	2,570	12,889	12,774	115
55 Land in all subunits including home farm.....acres 1954...	7,734,120	7,320,838	413,282	3,673,205	3,464,961	208,244	2,714,485	2,586,277	128,208	725,456	717,317	8,139
56 1950...	8,179,411	7,653,050	526,361	4,344,364	4,084,360	260,004	2,269,804	2,116,990	152,814	839,363	834,378	4,985
57 Owned by operator of multiple unit.....acres 1954...	6,036,358	5,744,547	291,811	3,673,205	3,464,961	208,244	1,739,616	1,661,648	77,968	623,537	617,938	5,599
58 1950...	6,459,217	6,105,085	354,132	4,344,364	4,084,360	260,004	1,437,644	1,348,226	89,418	677,209	672,499	4,710
59 Rented by operator of multiple unit.....acres 1954...	1,697,762	1,576,291	121,471	974,869	924,629	50,240	101,919	99,379	2,540
60 1950...	1,720,194	1,547,965	172,229	832,160	768,764	63,396	162,154	161,879	275
61 Subunits not included in multiple units.....operators reporting 1954...	4,691	4,122	569	2,866	2,514	352	1,377	1,216	161	180	176	4
62 1950...	6,758	5,962	796	4,342	3,855	487	1,580	1,396	184	312	306	6
63 number 1954...	12,987	12,035	952	6,808	6,208	600	4,145	3,893	252	1,321	1,312	9
64 1950...	20,255	18,667	1,588	10,924	10,062	862	5,865	5,372	493	2,232	2,191	41
65 Share tenants.....number 1954...	9,026	8,457	569	4,971	4,221	350	2,918	2,765	153	997	988	9
66 1950...	13,363	12,432	931	7,157	6,681	476	3,820	3,488	332	1,551	1,540	11
67 Other tenants, not croppers nor share tenants.....number 1954...	3,961	3,578	383	2,237	1,987	250	1,227	1,128	99	324	324	...
68 1950...	6,892	6,235	657	3,767	3,381	386	2,045	1,884	161	681	651	30
69 Land in subunits not included in multiple units.....acres 1954...	481,912	456,742	25,170	273,133	258,056	15,077	147,993	140,390	7,603	40,218	39,912	306
70 1950...	785,486	735,482	50,004	419,314	394,006	25,308	245,332	226,735	18,597	77,537	76,447	1,090

TENURE OF OPERATOR: CENSUSES OF 1954 AND 1950

The State—Continued			Area 1														
Color and tenure of operator—Con.			Color and tenure of operator														
Tenants			All operators			Full owners			Part owners			Managers			Tenants		
Total	White	Non-white	Total	White	Non-white	Total	White	Non-white	Total	White	Non-white	Total	White	Non-white	Total	White	Non-white
1,954	1,355	599	4,277	3,590	687	1,821	1,548	273	1,198	1,024	174	247	244	3	1,011	774	237
2,850	1,851	999	5,259	4,211	1,048	2,402	1,987	415	1,088	910	178	349	341	8	1,420	973	447
8,614	7,040	1,574	35,044	32,869	2,175	12,343	11,575	768	11,899	11,215	684	5,219	5,189	30	5,583	4,890	693
12,027	9,383	2,644	46,767	43,291	3,476	18,071	16,816	1,255	12,346	11,492	854	8,763	8,706	57	7,587	6,277	1,310
1,912	1,313	599	4,038	3,353	685	1,618	1,347	271	1,198	1,024	174	245	242	3	977	740	237
2,831	1,835	996	4,929	3,894	1,035	2,094	1,689	405	1,081	903	178	342	335	7	1,412	967	445
6,702	5,727	975	31,006	29,516	1,490	10,725	10,228	497	10,701	10,191	510	4,974	4,947	27	4,606	4,150	456
9,196	7,548	1,648	41,838	39,397	2,441	15,977	15,127	850	11,265	10,589	676	8,421	8,371	50	6,175	5,310	865
600,406	533,899	66,507	2,357,320	2,272,174	85,146	776,716	748,458	28,258	852,876	820,460	32,416	398,242	396,245	1,997	329,486	307,011	22,475
682,577	579,028	103,549	2,455,972	2,326,309	129,663	911,899	868,936	42,963	689,691	644,851	44,840	506,603	503,747	2,856	347,779	308,775	39,004
497,867	444,217	53,650	1,914,667	1,848,751	65,916	619,625	597,741	21,884	700,749	675,223	25,526	330,072	328,377	1,695	264,221	247,410	16,811
527,554	448,588	78,966	1,817,418	1,722,563	94,855	663,538	632,991	30,547	522,725	478,867	43,858	378,693	376,812	1,881	252,462	224,893	27,569
102,539	89,682	12,857	442,653	423,423	19,230	157,091	150,717	6,374	152,127	145,237	6,890	68,170	67,868	302	65,265	59,601	5,664
155,023	130,440	24,583	638,554	603,746	34,808	248,361	235,945	12,416	166,966	156,984	9,982	127,910	126,935	975	95,317	83,882	11,435
318,563	285,322	33,241	1,470,068	1,413,883	56,185	469,830	452,927	16,903	535,085	513,719	21,366	237,348	236,228	1,120	227,805	211,009	16,796
356,365	300,394	55,971	1,547,292	1,463,357	83,935	554,752	528,087	26,665	432,277	405,538	26,739	323,019	321,486	1,533	237,244	208,246	28,998
1,638	1,112	526	3,201	2,661	540	1,337	1,120	217	909	767	142	209	207	2	746	567	179
2,459	1,572	887	4,179	3,326	853	1,865	1,537	328	884	737	147	313	307	6	1,117	745	372
4,494	3,473	1,021	12,594	11,469	1,125	4,600	4,180	420	3,774	3,412	362	2,041	2,017	24	2,179	1,860	319
7,127	5,328	1,799	23,069	21,201	1,868	8,498	7,817	681	5,700	5,287	413	5,060	5,035	25	3,811	3,062	749
42,478	34,568	7,910	116,116	109,205	6,911	38,551	35,693	2,858	38,103	35,908	2,195	23,216	23,138	78	16,246	14,466	1,780
67,200	53,077	14,123	189,565	176,251	13,314	70,618	66,055	4,563	49,367	45,693	3,674	39,626	39,404	222	29,954	25,099	4,855
655,166	571,029	84,137	2,073,299	1,992,510	80,789	643,775	612,140	31,635	679,977	653,910	26,067	467,692	466,527	1,165	281,855	259,933	21,922
1,254,784	1,056,542	198,242	4,142,027	3,886,804	255,223	1,546,998	1,468,930	78,068	1,112,693	1,031,428	81,265	859,814	850,534	9,280	622,522	535,912	86,610
1,947	1,349	598	4,258	3,575	683	1,807	1,537	270	1,195	1,022	173	246	243	3	1,010	773	237
2,803	1,819	984	5,198	4,160	1,038	2,370	1,958	412	1,080	903	177	345	338	7	1,403	961	442
8,296	6,763	1,533	33,963	31,874	2,089	11,818	11,105	713	11,627	10,959	668	5,071	5,043	28	5,447	4,767	680
11,400	8,908	2,492	45,217	41,902	3,315	17,257	16,072	1,185	11,947	11,122	825	8,696	8,652	44	7,317	6,056	1,261
143,497	125,023	18,474	671,763	642,903	28,860	217,642	209,713	7,929	241,166	230,854	10,312	106,433	105,960	473	106,522	96,376	10,146
221,480	186,548	34,932	1,004,952	947,800	57,152	354,922	337,324	17,598	282,444	264,531	17,913	203,999	203,070	929	163,587	142,875	20,712
119,394	104,534	14,860	579,809	557,599	22,250	189,348	183,342	6,006	204,763	197,021	7,742	96,698	96,223	475	89,000	80,973	8,027
139,531	121,690	17,841	704,762	674,442	30,320	247,951	238,955	8,996	195,584	186,963	8,621	150,898	150,441	457	110,329	98,083	12,246
14	14	...	88	86	2	25	24	1	32	31	1	18	18	...	13	13	...
...	3	3	2	2	...	1	1
14	14	...	90	88	2	25	24	1	33	32	1	19	19	...	13	13	...
...	3	3	2	2	...	1	1
3,708	3,708	...	25,790	25,530	260	6,416	6,336	80	9,703	9,523	180	6,093	6,093	...	3,578	3,578	...
...	1,399	1,399	599	599	...	800	800
217,900	217,900	...	1,578,072	1,561,272	16,800	360,069	354,069	6,000	599,059	588,259	10,800	411,044	411,044	...	207,900	207,900	...
...	73,500	73,500	33,500	33,500	...	40,000	40,000
15	8	7
35	13	22	6	2	4	4	2	2	2	...	2
25	14	11
43	17	26	7	3	4	5	3	2	2	...	2
20	11	9
36	14	22	7	3	4	6	3	3	1	...	1
4,348	3,232	1,116
9,125	3,111	6,014	3,635	1,325	2,310	3,285	1,325	1,960	350
1,295	813	482	2,315	1,877	438	947	764	183	692	581	111	192	191	1	484	341	143
2,307	1,394	913	3,731	2,838	893	1,626	1,276	350	817	671	146	292	286	6	996	605	391
5,359	3,575	1,784	12,801	11,608	1,193	4,353	3,876	477	4,348	4,010	338	2,544	2,537	7	1,556	1,185	371
11,224	7,508	3,716	27,120	23,924	3,196	10,443	9,281	1,162	6,890	6,240	650	5,427	5,395	32	4,360	3,008	1,352
9,327	7,662	1,665	38,515	36,176	2,339	13,800	12,948	852	12,981	12,244	737	5,870	5,836	34	5,864	5,148	716
13,261	10,425	2,836	52,503	48,720	3,783	20,495	19,091	1,404	14,072	13,143	929	9,773	9,707	66	8,163	6,779	1,384
620,974	552,283	68,691	2,501,238	2,412,465	88,773	846,923	817,327	29,596	893,386	859,503	33,883	422,345	420,141	2,204	338,584	315,494	23,090
725,880	617,322	108,558	2,686,573	2,548,334	138,239	1,015,447	968,812	46,635	766,382	718,312	48,070	541,219	538,157	3,062	363,525	323,053	40,472
...	1,748,964	1,698,622	50,342	846,923	817,327	29,596	545,461	526,919	18,542	356,580	354,376	2,204
...	1,933,998	1,859,479	74,519	1,015,447	968,812	46,635	467,736	442,639	25,097	450,815	448,028	2,787
620,974	552,283	68,691	752,274	713,843	38,431	347,925	332,584	15,341	65,765	65,765	...	338,584	315,494	23,090
725,880	617,322	108,558	752,575	688,855	63,720	298,646	275,673	22,973	90,404	90,129	275	363,525	323,053	40,472
268	216	52	1,036	940	96	477	437	40	336	297	39	104	102	2	119	104	15
524	405	119	1,623	1,445	178	758	677	81	450	398	52	186	182	4	229	188	41
713	622	91	3,471	3,307	164	1											

MULTIPLE-UNIT OPERATIONS

Economic Area Table 2.—MULTIPLE-UNIT OPERATIONS, BY COLOR AND

Item (For definitions and explanations, see text)	Area 2												
	All operators			Color and tenure of operator									
	Total	White	Non-white	Full owners			Part owners			Managers			
				Total	White	Non-white	Total	White	Non-white	Total	White	Non-white	
1 Multiple-unit operations.....number 1954...	3,349	2,631	718	1,704	1,373	331	1,058	889	169	80	80	78	2
2 1950...	4,136	3,179	957	2,237	1,818	419	1,007	833	174	106	106	104	2
3 Subunits in multiple-unit operations.....total number 1954...	14,857	12,955	1,902	6,400	5,571	829	5,601	5,076	525	1,030	1,016	1,016	14
4 1950...	17,973	15,334	2,639	8,308	7,246	1,062	5,584	4,917	667	1,310	1,297	1,297	13
5 Home farms.....number 1954...	3,213	2,497	716	1,571	1,242	329	1,057	888	169	80	78	78	2
6 1950...	3,855	2,907	948	1,976	1,564	412	1,001	829	172	100	98	98	2
7 Cropper farms.....number 1954...	11,644	10,458	1,186	4,829	4,329	500	4,544	4,188	356	950	938	938	12
8 1950...	14,118	12,427	1,691	6,332	5,682	650	4,583	4,088	495	1,210	1,199	1,199	11
9 Land in multiple-unit operations....total acres 1954...	1,583,079	1,456,788	126,291	624,882	571,625	53,257	655,801	615,647	40,154	136,793	133,686	133,686	3,107
10 1950...	1,660,565	1,499,615	160,950	729,633	659,884	69,749	577,465	531,944	45,521	159,794	158,995	158,995	799
11 Home farms.....acres 1954...	1,360,784	1,254,014	106,770	529,729	484,614	45,115	567,538	533,760	33,778	120,596	117,696	117,696	2,900
12 1950...	1,354,206	1,225,494	128,712	586,783	530,713	56,070	481,542	445,262	36,280	130,008	129,341	129,341	667
13 Cropper farms.....acres 1954...	222,295	202,774	19,521	95,153	87,011	8,142	88,263	81,887	6,376	16,197	15,990	15,990	207
14 1950...	306,359	274,121	32,238	142,850	129,171	13,679	95,923	86,682	9,241	29,786	29,654	29,654	132
15 Cropland harvested.....total acres 1954...	464,612	428,531	36,081	171,365	158,343	13,022	193,681	181,518	12,163	40,595	40,379	40,379	216
16 1949...	493,081	437,386	55,695	210,665	188,648	22,017	163,953	148,581	15,372	45,332	45,088	45,088	244
17 Corn harvested for grain.....multiple units reporting 1954...	3,116	2,432	684	1,565	1,297	308	1,003	839	164	75	73	73	2
18 1949...	3,837	2,943	894	2,066	1,674	392	957	788	169	96	96	96	2
19 subunits reporting 1954...	10,232	8,744	1,488	4,448	3,831	617	3,815	3,381	434	651	641	641	10
20 1949...	12,722	10,676	2,046	6,049	5,225	824	3,936	3,395	541	841	832	832	9
21 acres 1954...	116,871	103,672	13,199	46,993	41,979	5,014	47,201	42,866	4,335	8,110	8,033	8,033	77
22 1949...	142,238	122,758	19,480	63,485	55,751	7,734	48,565	42,071	5,784	9,900	9,844	9,844	56
23 bushels 1954...	1,692,298	1,562,877	129,421	671,615	624,031	47,584	696,529	651,057	45,472	114,297	114,076	114,076	221
24 1949...	2,626,564	2,375,998	250,566	1,197,667	1,089,034	108,633	912,135	838,382	73,753	195,791	195,316	195,316	475
25 Cotton harvested.....multiple units reporting 1954...	3,304	2,592	712	1,666	1,340	326	1,052	884	168	79	77	77	2
26 1949...	3,994	3,054	940	2,133	1,723	410	983	810	173	104	102	102	2
27 subunits reporting 1954...	13,514	11,744	1,770	5,503	4,773	730	5,270	4,769	501	980	967	967	13
28 1949...	15,657	13,274	2,383	6,946	6,030	916	4,936	4,315	621	1,152	1,140	1,140	12
29 acres 1954...	183,499	166,318	17,181	65,957	60,297	5,660	78,248	72,556	5,692	13,631	13,514	13,514	117
30 1949...	231,491	203,646	27,845	95,401	85,105	10,296	75,384	68,042	7,342	21,671	21,550	21,550	121
31 bales 1954...	164,830	150,458	14,372	58,712	54,280	4,432	72,148	67,251	4,897	11,966	11,890	11,890	76
32 1949...	128,073	116,666	11,407	52,806	48,752	4,054	41,094	37,867	3,227	13,015	12,934	12,934	81
33 Rice harvested.....multiple units reporting 1954...	4	4	...	1	1	...	2	2
34 1949...
35 subunits reporting 1954...	4	4	...	1	1	...	2	2
36 1949...
37 acres 1954...	755	755	...	200	200	...	425	425
38 1949...
39 bushels 1954...	49,000	49,000	...	10,000	10,000	...	29,000	29,000
40 1949...
41 Peanuts harvested for picking or threshing.....multiple units reporting 1954...	35	21	14	15	12	3	11	6	5	1	1	1	...
42 1949...	62	36	26	24	14	10	19	13	6	1	1	1	...
43 subunits reporting 1954...	77	46	31	32	20	12	28	19	9	2	2	2	...
44 1949...	75	43	32	26	16	10	24	15	9	1	1	1	...
45 acres 1954...	48	30	18	22	17	5	12	7	5	2	2	2	...
46 1949...	60	32	28	20	10	10	22	13	9	(2)	(2)	(2)	...
47 pounds 1954...	16,769	12,708	4,061	8,812	7,657	1,155	4,619	2,629	1,990	600	600	600	...
48 1949...	16,655	9,072	7,583	6,973	4,086	2,887	5,465	2,978	2,487	32	32	32	...
49 Horses and/or mules....multiple units reporting 1954...	2,878	2,205	673	1,438	1,127	311	930	774	156	70	68	68	2
50 1950...	3,681	2,774	907	1,938	1,540	398	928	763	165	94	93	93	1
51 number 1954...	17,552	14,566	2,986	7,351	6,087	1,264	6,723	5,913	810	1,346	1,330	1,330	16
52 1950...	26,870	22,310	4,560	12,260	10,391	1,869	8,759	7,652	1,107	1,740	1,735	1,735	5
53 Landlord-tenant operations containing multiple units:													
54 All subunits including home farm.....number 1954...	18,294	16,132	2,162	7,858	6,893	965	6,957	6,354	603	1,426	1,411	1,411	15
55 1950...	24,014	20,797	3,217	10,821	9,535	1,286	7,914	7,010	904	2,106	2,061	2,061	45
56 Land in all subunits including home farm.....acres 1954...	1,701,333	1,566,327	135,006	682,155	624,205	57,950	701,861	658,820	43,041	144,376	141,241	141,241	3,135
57 1950...	1,914,462	1,729,749	184,713	834,176	755,305	78,871	678,498	621,557	56,941	191,173	189,490	189,490	1,683
58 Owned by operator of multiple unit..acres 1954...	1,222,922	1,139,391	83,531	682,155	624,205	57,950	421,008	396,022	24,986	119,759	119,164	119,164	595
59 1950...	1,383,588	1,268,595	114,993	834,176	755,305	78,871	413,520	379,081	34,439	135,892	134,209	134,209	1,683
60 Rented by operator of multiple unit.....acres 1954...	478,411	426,936	51,475	280,853	262,798	18,055	24,617	22,077	22,077	2,540
61 1950...	530,874	461,154	69,720	264,978	242,476	22,502	55,281	55,281	55,281	...
62 Subunits not included in multiple units.....operators reporting 1954...	1,039	889	150	539	458	81	368	323	45	39	38	38	1
63 1950...	1,637	1,388	249	894	763	131	497	432	65	74	72	72	2
64 number 1954...	3,437	3,177	260	1,458	1,322	136	1,356	1,278	78	396	395	395	1
65 1950...	6,041	5,463	578	2,513	2,289	224	2,330	2,093	237	796	764	764	32
66 Share tenants.....number 1954...	2,482	2,313	169	1,000	918	82	980	929	51	322	321	321	1
67 1950...	3,952	3,585	367	1,670	1,538	132	1,525	1,343	182	469	464	464	5
68 Other tenants, not croppers nor share tenants.....number 1954...	955	864	91	458	404	54	376	349	27	74	74	74	...
69 1950...	2,089	1,878	211	843	751	92	805	750	55	327	300	300	27
70 Land in subunits not included in multiple units.....acres 1954...	118,254	109,539	8,715	57,273	52,580	4,693	46,060	43,173	2,887	7,583	7,555	7,555	28
71 1950...	253,897	230,134	23,763	104,543	95,421	9,122	101,033	89,613	11,420	31,379	30,495	30,495	884

Z Reported in small fractions.

TENURE OF OPERATOR: CENSUSES OF 1954 AND 1950—Continued

Area 2—Continued			Areas 3 and A															
Color and tenure of operator—Con.			Color and tenure of operator															
Tenants			All operators			Full owners			Part owners			Managers			Tenants			
Total	White	Non-white	Total	White	Non-white	Total	White	Non-white	Total	White	Non-white	Total	White	Non-white	Total	White	Non-white	
507	291	216	1,194	1,000	194	789	664	125	332	287	45	22	21	1	51	28	23	
786	424	362	1,412	1,195	217	1,050	900	150	266	236	30	21	21	...	75	38	37	
1,826	1,292	534	3,788	3,308	480	2,323	2,022	301	1,131	1,016	115	117	109	8	217	161	56	
2,771	1,874	897	4,597	4,076	521	3,137	2,780	357	1,082	1,003	79	187	187	...	191	106	85	
505	289	216	1,171	977	194	766	641	125	332	287	45	22	21	1	51	28	23	
778	416	362	1,360	1,144	216	999	850	149	266	236	30	20	20	...	75	38	37	
1,321	1,003	318	2,617	2,331	286	1,557	1,381	176	799	729	70	95	88	7	166	133	33	
1,993	1,458	535	3,237	2,932	305	2,138	1,930	208	816	767	49	167	167	...	116	68	48	
165,603	135,830	29,773	651,998	615,287	36,711	358,958	336,359	22,599	219,159	210,399	8,760	56,713	53,984	2,729	17,168	14,545	2,623	
193,673	148,792	44,881	682,411	648,626	33,785	458,623	433,813	24,810	164,677	158,493	6,184	38,418	38,418	...	20,693	17,902	2,791	
142,921	117,944	24,977	602,473	570,332	32,141	329,571	309,868	19,703	203,881	196,268	7,613	55,213	52,553	2,660	13,808	11,643	2,165	
155,873	120,178	35,695	608,540	580,067	28,473	410,910	389,737	21,173	145,759	140,516	5,243	33,376	33,376	...	18,495	16,438	2,057	
22,682	17,886	4,796	49,525	44,955	4,570	29,387	26,491	2,896	15,278	14,131	1,147	1,500	1,431	69	3,360	2,902	458	
37,800	28,614	9,186	73,871	68,599	5,312	47,713	44,076	3,637	18,918	17,977	941	5,042	5,042	...	2,198	1,464	734	
58,971	48,291	10,680	98,867	90,718	8,149	52,004	47,219	4,785	37,076	34,847	2,229	5,371	5,252	119	4,416	3,400	1,016	
73,131	55,069	18,062	108,677	99,570	9,107	72,029	65,982	6,047	26,783	25,110	1,673	5,534	5,534	...	4,331	2,944	1,387	
473	263	210	1,138	948	190	745	624	121	324	279	45	20	19	1	49	26	23	
718	387	331	1,359	1,147	212	1,010	864	146	257	228	29	19	19	...	73	36	37	
1,318	891	427	2,950	2,542	408	1,767	1,516	251	912	809	103	88	80	8	183	137	46	
1,896	1,224	672	3,658	3,226	432	2,494	2,197	297	883	819	64	135	135	...	146	75	71	
14,567	10,794	3,773	32,442	28,717	3,725	18,189	15,993	2,196	11,431	10,438	993	1,326	1,276	50	1,496	1,010	486	
20,288	14,382	5,906	41,133	37,252	3,881	27,566	24,903	2,663	9,621	8,954	667	2,163	2,163	...	1,783	1,232	551	
209,857	173,713	36,144	649,032	601,328	47,704	376,574	349,436	27,138	229,081	213,996	15,085	24,789	22,644	2,145	18,588	15,252	3,336	
320,971	253,266	67,705	746,402	695,541	50,861	517,779	481,298	36,481	182,367	175,260	7,107	21,286	21,286	...	24,970	17,697	7,273	
507	291	216	1,124	932	192	734	611	123	317	272	45	22	21	1	51	28	23	
774	419	355	1,217	1,016	201	900	765	135	229	199	30	17	17	...	71	35	36	
1,761	1,235	526	2,906	2,496	410	1,685	1,440	245	922	817	105	99	92	7	200	147	53	
2,623	1,789	834	3,246	2,841	405	2,127	1,865	262	813	744	69	154	154	...	152	78	74	
25,663	19,951	5,712	29,666	26,802	2,864	14,980	13,487	1,493	11,665	10,770	895	1,341	1,303	38	1,680	1,242	438	
39,035	28,949	10,086	34,737	31,032	3,705	22,020	19,822	2,198	9,276	8,495	781	1,699	1,699	...	1,742	1,016	726	
22,004	17,037	4,967	22,326	20,364	1,962	11,049	10,090	959	9,074	8,412	662	903	853	50	1,300	1,009	291	
21,158	17,113	4,045	14,740	13,645	1,095	9,403	8,722	681	3,947	3,723	224	794	794	...	596	406	190	
1	1	33
...	34
1	1	35
...	36
130	130	37
...	38
10,000	10,000	39
...	40
8	2	6	20	14	6	13	8	5	6	5	1	1	1	...	
18	8	10	22	12	10	16	11	5	3	1	2	3	...	3	
15	5	10	37	28	9	26	19	7	9	7	2	2	2	...	
24	11	13	30	18	12	22	16	6	5	2	3	3	...	3	
12	4	8	25	18	7	15	9	6	8	7	1	2	2	...	
18	9	9	17	8	9	9	6	3	5	2	3	3	...	3	
2,798	1,822	916	10,242	8,562	1,680	7,672	6,322	1,350	2,270	1,940	330	300	300	...	
4,185	1,976	2,209	6,744	3,767	2,977	4,879	3,587	1,292	830	180	650	1,035	...	1,035	
440	236	204	1,087	904	183	711	592	119	309	266	43	21	20	1	46	26	20	
721	378	343	1,328	1,116	212	991	845	146	245	216	29	18	18	...	74	37	37	
2,132	1,236	896	5,586	4,897	689	3,165	2,732	433	1,702	1,519	183	186	180	6	533	466	67	
4,111	2,532	1,579	7,364	6,504	860	5,193	4,609	584	1,640	1,493	147	272	272	...	259	130	129	
2,053	1,474	579	5,265	4,671	594	3,217	2,838	379	1,531	1,389	142	192	180	12	325	264	61	
3,173	2,191	982	6,492	5,816	676	4,343	3,874	469	1,525	1,410	115	375	375	...	249	157	92	
172,941	142,061	30,880	698,660	659,185	39,475	388,731	364,128	24,603	232,165	222,828	9,337	58,182	55,382	2,800	19,582	16,847	2,735	
210,615	163,397	47,218	739,041	701,524	37,517	494,190	466,588	27,602	178,464	171,425	7,039	42,331	42,331	...	24,056	21,180	2,876	
...	599,696	566,372	33,324	388,731	364,128	24,603	156,903	150,982	5,921	54,062	51,262	2,800	
...	646,290	613,875	32,415	494,190	466,588	27,602	114,080	109,267	4,813	38,020	38,020	
172,941	142,061	30,880	98,964	92,813	6,151	75,262	71,846	3,416	4,120	4,120	...	19,582	16,847	2,735	
210,615	163,397	47,218	92,751	87,649	5,102	64,384	62,158	2,226	4,311	4,311	...	24,056	21,180	2,876	
93	70	23	377	313	64	238	195	43	113	98	15	14	13	1	12	7	5	
172	121	51	501	424	77	348	291	57	116	100	16	18	18	...	19	15	4	
227	182	45	1,477	1,363	114	894	816	78	400	373	27	75	71	4	108	103	5	
402	317	85	1,895	1,740	155	1,206	1,094	112	443	407	36	188	188	...	58	51	7	
180	145	35	598	530	68	577	534	43	280	259	21	50	46	4	91	91	...	
288	240	48	1,299	1,188	111	773	698	75	341	310	31	151	151	...	34	29	5	
47	37	10	479	433	46	317	282	35	120	114	6	25	25	...	17	12	5	
114	77	37	596	552	44	433	396	37	102	97	5	37	37	...	24	22	2	
7,338	6,231	1,107	46,662	43,898	2,764	29,773	27,											

MULTIPLE-UNIT OPERATIONS

Economic Area Table 2.—MULTIPLE-UNIT OPERATIONS, BY COLOR AND

Item (For definitions and explanations, see text)		Area 4											
		All operators			Color and tenure of operator								
		Total	White	Non-white	Full owners			Part owners			Managers		
					Total	White	Non-white	Total	White	Non-white	Total	White	Non-white
1	Multiple-unit operations.....number	1,997	1,904	93	1,288	1,237	51	600	570	30	4	4	...
2	1950....	2,155	2,031	124	1,573	1,500	73	407	385	22	13	13	...
3	Subunits in multiple-unit operations.....total number	5,468	5,240	228	3,376	3,248	128	1,797	1,724	73	51	51	...
4	1950....	5,688	5,402	286	3,998	3,828	170	1,154	1,100	54	133	133	...
5	Home farms.....number	1,953	1,860	93	1,251	1,200	51	598	568	30	4	4	...
6	1950....	2,062	1,939	123	1,487	1,415	72	402	380	22	13	13	...
7	Cropper farms.....number	3,515	3,380	135	2,125	2,048	77	1,199	1,156	43	47	47	...
8	1950....	3,626	3,463	163	2,511	2,413	98	752	720	32	120	120	...
9	Land in multiple-unit operations.....total acres	554,869	535,174	19,695	338,876	328,967	9,909	183,739	175,804	7,935	5,699	5,699	...
10	1950....	515,955	495,532	20,423	348,976	338,187	10,789	105,943	100,459	5,484	23,083	23,083	...
11	Home farms.....acres	455,541	438,713	16,828	275,342	267,020	8,322	152,403	145,436	6,967	4,636	4,636	...
12	1950....	411,758	395,041	16,717	274,433	265,817	8,616	84,983	80,285	4,698	19,880	19,880	...
13	Cropper farms.....acres	99,328	96,461	2,867	63,534	61,947	1,587	31,336	30,368	968	1,063	1,063	...
14	1950....	104,197	100,491	3,706	74,543	72,370	2,173	20,960	20,174	786	3,203	3,203	...
15	Cropland harvested.....total acres	158,540	153,256	5,284	90,064	87,388	2,676	57,971	55,992	1,979	2,289	2,289	...
16	1949....	157,039	150,352	6,687	104,418	100,681	3,737	35,349	34,089	1,260	5,586	5,586	...
17	Corn harvested for grain.....multiple units reporting	1,943	1,850	93	1,252	1,201	51	586	556	30	2	2	...
18	1949....	2,072	1,953	119	1,506	1,435	71	398	377	21	11	11	...
19	subunits reporting	4,378	4,183	195	2,655	2,549	106	1,477	1,413	64	29	29	...
20	1949....	4,632	4,395	237	3,220	3,077	143	969	926	43	95	95	...
21	acres	60,973	58,785	2,188	35,302	34,263	1,039	21,732	20,860	872	360	360	...
22	1949....	60,228	57,731	2,497	40,143	38,666	1,477	13,171	12,780	391	2,238	2,238	...
23	bushels	908,135	885,407	22,728	530,911	518,524	12,387	328,648	321,097	7,551	1,050	1,050	...
24	1949....	1,413,820	1,370,609	43,211	957,553	931,580	25,973	315,997	308,301	7,696	38,340	38,340	...
25	Cotton harvested.....multiple units reporting	1,948	1,855	93	1,243	1,192	51	598	568	30	4	4	...
26	1949....	2,103	1,980	123	1,524	1,452	72	406	384	22	13	13	...
27	subunits reporting	4,471	4,265	206	2,608	2,495	113	1,591	1,524	67	49	49	...
28	1949....	4,823	4,564	259	3,299	3,146	153	1,027	980	47	128	128	...
29	acres	51,155	49,210	1,945	27,739	26,827	912	19,833	19,085	748	684	684	...
30	1949....	63,492	60,414	3,078	41,475	39,799	1,676	14,684	14,051	633	2,484	2,484	...
31	bales	39,079	37,740	1,339	21,055	20,442	613	15,259	14,741	518	519	519	...
32	1949....	34,943	33,678	1,265	22,795	22,127	668	8,020	7,769	251	1,641	1,641	...
33	Rice harvested.....multiple units reporting
34	1949....
35	subunits reporting
36	1949....
37	acres
38	1949....
39	bushels
40	1949....
41	Peanuts harvested for picking or threshing.....multiple units reporting	43	37	6	28	25	3	14	11	3
42	1949....	35	30	5	27	24	3	5	4	1
43	subunits reporting	53	42	11	37	30	7	15	11	4
44	1949....	38	33	5	29	26	3	5	4	1
45	acres	54	42	12	33	26	7	20	15	5
46	1949....	40	35	5	32	29	3	6	5	1
47	pounds	11,677	9,873	1,804	6,112	5,208	904	5,465	4,565	900
48	1949....	12,101	10,921	1,180	10,161	9,291	870	1,320	1,100	220
49	Horses and/or mules.....multiple units reporting	1,580	1,494	86	1,015	968	47	480	453	27	3	3	...
50	1950....	1,936	1,817	119	1,393	1,322	71	383	362	21	12	12	...
51	number	5,645	5,329	316	3,555	3,395	160	1,808	1,703	105	26	26	...
52	1950....	8,884	8,299	585	6,086	5,757	329	1,953	1,821	132	191	191	...
53	Landlord-tenant operations containing multiple units:												
54	All subunits including home farm.....number	6,628	6,357	271	4,215	4,066	149	2,086	1,992	94	60	60	...
55	1950....	7,423	7,077	346	5,315	5,105	210	1,410	1,341	69	233	233	...
56	Land in all subunits including home farm.....acres	604,879	584,209	20,670	375,085	364,767	10,318	196,745	188,294	8,451	5,890	5,890	...
57	1950....	589,333	565,951	23,382	405,934	393,060	12,874	116,004	110,082	5,922	26,613	26,613	...
58	Owned by operator of multiple unit.....acres	518,062	501,929	16,133	375,085	364,767	10,318	137,537	131,722	5,815	5,440	5,440	...
59	1950....	506,647	490,479	16,168	405,934	393,060	12,874	79,259	75,965	3,294	21,454	21,454	...
60	Rented by operator of multiple unit.....acres	86,817	82,280	4,537	59,208	56,572	2,636	450	450	...
61	1950....	82,686	75,472	7,214	36,745	34,117	2,628	5,159	5,159	...
62	Subunits not included in multiple units.....operators reporting	557	532	25	406	392	14	140	130	10	2	2	...
63	1950....	775	741	34	606	582	24	125	120	5	9	9	...
64	number	1,160	1,117	43	839	818	21	289	268	21	9	9	...
65	1950....	1,735	1,675	60	1,317	1,277	40	256	241	15	100	100	...
66	Share tenants.....number	898	858	40	629	610	19	239	219	20	8	8	...
67	1950....	1,439	1,392	47	1,090	1,061	29	204	191	13	87	87	...
68	Other tenants, not croppers nor share tenants.....number	262	259	3	210	208	2	50	49	1	1	1	...
69	1950....	296	283	13	227	216	11	52	50	2	13	13	...
70	Land in subunits not included in multiple units.....acres	50,010	49,035	975	36,209	35,800	409	13,006	12,490	516	191	191	...
	1950....	73,378	70,419	2,959	56,958	54,873	2,085	10,061	9,623	438	3,530	3,530	...

MULTIPLE-UNIT OPERATIONS

Economic Area Table 2.—MULTIPLE-UNIT OPERATIONS, BY COLOR AND

Item (For definitions and explanations, see text)		Area 6a											
		All operators			Color and tenure of operator								
		Total	White	Non-white	Full owners			Part owners			Managers		
					Total	White	Non-white	Total	White	Non-white	Total	White	Non-white
1	Multiple-unit operations.....number 1954...	3,677	3,237	440	2,759	2,446	313	834	732	102	8	8	...
2	1950...	3,901	3,484	417	3,256	2,930	326	527	457	70	12	12	...
3	Subunits in multiple-unit operations.....total number 1954...	9,167	8,190	977	6,614	5,926	688	2,306	2,077	229	72	72	...
4	1950...	10,044	9,071	973	8,124	7,384	740	1,606	1,418	188	61	61	...
5	Home farms.....number 1954...	3,641	3,203	438	2,725	2,414	311	832	730	102	8	8	...
6	1950...	3,789	3,378	411	3,146	2,825	321	527	457	70	11	11	...
7	Cropper farms.....number 1954...	5,526	4,987	539	3,889	3,512	377	1,474	1,347	127	64	64	...
8	1950...	6,255	5,693	562	4,978	4,559	419	1,079	961	118	50	50	...
9	Land in multiple-unit operations....total acres 1954...	853,786	796,681	57,105	570,924	532,189	38,735	257,436	241,858	15,578	13,493	13,493	...
10	1950...	844,310	778,829	65,481	666,387	618,139	48,248	150,278	135,345	14,933	10,185	10,185	...
11	Home farms.....acres 1954...	729,999	681,283	48,716	483,982	451,159	32,823	223,307	209,678	13,629	12,433	12,433	...
12	1950...	680,723	627,641	53,082	536,376	497,541	38,835	120,994	108,666	12,328	8,970	8,970	...
13	Cropper farms.....acres 1954...	123,787	115,398	8,389	86,942	81,030	5,912	34,129	32,180	1,949	1,060	1,060	...
14	1950...	163,587	151,188	12,399	130,011	120,598	9,413	29,284	26,679	2,605	1,215	1,215	...
15	Cropland harvested.....total acres 1954...	199,003	182,932	16,071	130,792	120,436	10,356	63,102	58,371	4,731	1,616	1,616	...
16	1949...	237,031	215,839	21,192	185,455	170,162	15,293	43,833	38,961	4,872	2,081	2,081	...
17	Corn harvested for grain.....multiple units reporting 1954...	3,502	3,158	434	2,687	2,378	309	823	723	100	6	6	...
18	1949...	3,786	3,375	411	3,158	2,835	323	516	448	68	12	12	...
19	subunits reporting 1954...	7,423	6,598	825	5,232	4,656	576	1,990	1,790	200	53	53	...
20	1949...	8,281	7,424	857	6,668	6,015	653	1,362	1,196	166	49	49	...
21	acres 1954...	90,113	82,169	7,944	61,069	55,763	5,306	26,857	24,665	2,192	596	596	...
22	1949...	103,972	94,219	9,753	82,767	75,622	7,145	18,133	15,984	2,149	787	787	...
23	bushels 1954...	1,727,974	1,613,851	114,123	1,191,466	1,112,185	79,281	504,735	474,932	29,803	7,835	7,835	...
24	1949...	1,915,916	1,780,581	135,335	1,556,396	1,455,379	101,017	309,171	278,772	30,399	16,914	16,914	...
25	Cotton harvested.....multiple units reporting 1954...	3,556	3,124	432	2,649	2,343	306	823	722	101	8	8	...
26	1949...	3,707	3,299	408	3,079	2,760	319	516	448	68	11	11	...
27	subunits reporting 1954...	6,866	6,071	795	4,720	4,182	538	1,937	1,734	203	67	67	...
28	1949...	7,791	6,974	817	6,208	5,599	609	1,331	1,162	169	50	50	...
29	acres 1954...	65,513	59,806	5,707	41,646	38,225	3,421	21,917	20,066	1,851	599	599	...
30	1949...	91,086	82,908	8,178	70,078	64,278	5,800	17,833	15,897	1,936	709	709	...
31	bales 1954...	48,324	44,412	3,912	30,524	28,187	2,337	16,262	14,988	1,274	531	531	...
32	1949...	35,848	33,562	2,286	27,872	26,259	1,613	6,903	6,325	578	285	285	...
33	Rice harvested.....multiple units reporting 1954...
34	1949...
35	subunits reporting 1954...
36	1949...
37	acres 1954...
38	1949...
39	bushels 1954...
40	1949...
41	Peanuts harvested for picking or threshing.....multiple units reporting 1954...	93	82	11	66	61	5	24	18	6
42	1949...	76	52	24	64	45	19	8	5	3	1	1	...
43	subunits reporting 1954...	109	96	13	77	71	6	28	21	7
44	1949...	98	68	30	82	57	25	11	8	3	2	2	...
45	acres 1954...	55	42	13	35	29	6	17	10	7
46	1949...	102	77	25	85	67	18	10	7	3	2	2	...
47	pounds 1954...	23,907	20,872	3,035	16,826	15,513	1,313	6,471	4,749	1,722
48	1949...	37,282	28,404	8,878	30,492	24,944	5,548	4,365	2,335	2,030	1,000	1,000	...
49	Horses and/or mules....multiple units reporting 1954...	3,293	2,874	419	2,458	2,163	295	760	660	100	8	8	...
50	1950...	3,682	3,283	399	3,073	2,759	314	900	435	65	12	12	...
51	number 1954...	10,296	9,113	1,183	7,175	6,385	790	2,814	2,485	329	124	124	...
52	1950...	14,403	12,904	1,499	11,576	10,467	1,109	2,368	2,047	321	109	109	...
53	Landlord-tenant operations containing multiple units:												
54	All subunits including home farm.....number 1954...	10,308	9,178	1,130	7,421	6,616	805	2,612	2,351	261	84	84	...
55	1950...	11,604	10,439	1,165	9,366	8,460	906	1,869	1,656	213	95	95	...
56	Land in all subunits including home farm.....acres 1954...	890,178	828,889	61,289	597,106	555,329	41,777	266,223	249,559	16,664	14,714	14,714	...
57	1950...	894,525	824,658	69,867	699,870	647,792	52,078	164,022	148,597	15,465	12,076	12,076	...
58	Owned by operator of multiple unit..acres 1954...	799,454	745,559	53,895	597,106	555,329	41,777	188,436	176,318	12,118	13,912	13,912	...
59	1950...	820,196	757,827	62,369	699,870	647,792	52,078	109,988	99,697	10,291	10,338	10,338	...
60	Rented by operator of multiple unit.....acres 1954...	90,724	83,330	7,394	77,787	73,241	4,546	802	802	...
61	1950...	74,329	66,831	7,498	54,034	48,860	5,174	1,738	1,738	...
62	Subunits not included in multiple units.....operators reporting 1954...	729	625	104	550	473	77	163	138	25	4	4	...
63	1950...	894	769	125	744	637	107	130	113	17	8	8	...
64	number 1954...	1,141	988	153	807	690	117	306	274	32	12	12	...
65	1950...	1,560	1,368	192	1,242	1,076	166	263	238	25	34	34	...
66	Share tenants.....number 1954...	812	712	100	583	504	79	207	187	20	11	11	...
67	1950...	936	835	101	724	638	86	185	171	14	15	15	...
68	Other tenants, not croppers nor share tenants.....number 1954...	329	276	53	224	186	38	99	87	12	1	1	...
69	1950...	624	533	91	518	438	80	78	67	11	19	19	...
70	Land in subunits not included in multiple units.....acres 1954...	36,392	32,208	4,184	26,182	23,140	3,042	8,787	7,701	1,086	1,221	1,221	...
	1950...	50,215	45,829	4,386	33,483	29,653	3,830	13,744	13,212	532	1,891	1,891	...

TENURE OF OPERATOR: CENSUSES OF 1954 AND 1950—Continued

Area 6a—Continued			Area 6b																
Color and tenure of operator—Con.			All operators			Color and tenure of operator													
Tenants						Full owners			Part owners			Managers			Tenants				
Total	White	Non-white	Total	White	Non-white	Total	White	Non-white	Total	White	Non-white	Total	White	Non-white	Total	White	Non-white		
76	51	25	1,502	1,356	146	1,099	989	110	377	347	30	4	4	...	22	16	6	1	
106	85	21	1,617	1,493	124	1,327	1,227	100	236	217	19	1	1	...	53	48	5	2	
175	115	60	3,711	3,394	317	2,631	2,395	236	1,019	951	68	12	12	...	49	36	13	3	
253	208	45	4,077	3,807	270	3,289	3,073	216	661	617	44	5	5	...	122	112	10	4	
76	51	25	1,488	1,342	146	1,087	977	110	377	347	30	3	3	...	21	15	6	5	
105	85	20	1,597	1,433	124	1,267	1,167	100	236	217	19	1	1	...	53	48	5	6	
99	64	35	2,223	2,052	171	1,544	1,418	126	642	604	38	9	9	...	28	21	7	7	
148	123	25	2,520	2,374	146	2,022	1,906	116	425	400	25	4	4	...	69	64	5	8	
11,933	9,141	2,792	483,325	461,614	21,711	349,766	333,529	16,237	125,705	120,907	4,798	4,700	4,700	...	3,154	2,478	676	9	
17,460	15,160	2,300	427,678	409,333	18,345	328,296	313,726	14,570	85,625	82,710	2,915	875	875	...	12,882	12,022	860	10	
10,277	8,013	2,264	431,296	412,129	19,167	314,154	299,631	14,523	110,314	106,226	4,088	4,120	4,120	...	2,708	2,152	556	11	
14,383	12,464	1,919	359,509	343,755	15,754	272,742	260,212	12,530	74,379	71,925	2,454	818	818	...	11,570	10,800	770	12	
1,656	1,128	528	52,029	49,485	2,544	35,612	33,898	1,714	15,391	14,681	710	580	580	...	446	326	120	13	
3,077	2,696	381	68,169	65,578	2,591	55,554	53,514	2,040	11,246	10,785	461	57	57	...	1,312	1,222	90	14	
3,493	2,509	984	81,353	76,604	4,749	52,016	48,886	3,130	27,629	26,249	1,380	580	580	...	1,128	889	239	15	
5,662	4,635	1,027	99,991	94,716	5,275	77,277	73,553	3,724	19,401	18,197	1,204	272	272	...	3,041	2,694	347	16	
76	51	25	1,476	1,332	144	1,077	969	108	373	343	30	4	4	...	22	16	6	17	
100	80	20	1,577	1,454	123	1,289	1,190	99	234	215	19	1	1	...	53	48	5	18	
148	99	49	3,072	2,797	275	2,134	1,932	202	887	826	61	11	11	...	40	28	12	19	
202	164	38	3,429	3,193	236	2,748	2,556	192	569	534	35	3	3	...	109	100	9	20	
1,991	1,145	446	41,042	38,310	2,732	26,636	24,831	1,805	13,537	12,747	790	230	230	...	639	502	137	21	
2,285	1,826	459	46,561	43,907	2,654	36,601	34,607	1,994	8,535	8,000	535	120	120	...	1,305	1,180	125	22	
23,938	18,899	5,039	645,633	616,012	29,621	409,997	390,093	19,904	225,339	217,029	8,310	3,485	3,485	...	6,812	5,405	1,407	23	
33,435	29,516	3,919	936,132	899,004	37,128	724,285	695,568	28,717	183,754	176,839	6,915	3,115	3,115	...	24,978	23,482	1,496	24	
76	51	25	1,410	1,269	141	1,019	913	106	366	337	29	4	4	...	21	15	6	25	
101	80	21	1,483	1,373	110	1,211	1,124	87	221	203	18	1	1	...	50	45	5	26	
142	88	54	2,662	2,411	251	1,792	1,608	184	819	763	56	11	11	...	40	29	11	27	
202	163	39	3,042	2,849	193	2,422	2,271	151	518	485	33	5	5	...	97	88	9	28	
1,351	916	435	22,947	21,488	1,459	14,009	13,094	915	8,456	7,994	462	127	127	...	355	273	82	29	
2,466	2,024	442	32,398	30,824	1,574	24,826	23,709	1,117	6,490	6,124	366	64	64	...	1,018	927	91	30	
1,007	706	301	14,380	13,653	727	8,689	8,252	437	5,409	5,164	245	71	71	...	211	166	45	31	
788	693	95	12,649	12,277	372	9,429	9,161	268	2,776	2,690	86	31	31	...	413	395	18	32	
...	33
...	34
...	35
...	36
...	37
...	38
...	39
...	40
3	3	...	46	36	10	30	25	5	15	11	4	1	...	1	41	
3	1	2	90	67	23	75	57	18	15	10	5	42	
4	4	...	67	53	14	43	35	8	23	18	5	1	...	1	43	
3	1	2	118	87	31	97	73	24	21	14	7	44	
3	3	...	56	43	13	35	27	8	20	16	4	1	...	1	45	
5	1	4	111	80	31	89	68	21	22	12	10	46	
610	610	...	13,953	11,288	2,665	9,019	7,529	1,490	4,734	3,759	975	200	...	200	47	
1,425	125	1,300	41,593	34,988	6,605	32,938	28,028	4,910	8,655	6,960	1,695	48	
67	43	24	1,347	1,211	136	976	873	103	347	320	27	4	4	...	20	14	6	49	
97	77	20	1,501	1,386	115	1,224	1,131	93	226	207	19	1	1	...	50	47	3	50	
183	119	64	4,261	3,890	371	2,867	2,599	268	1,315	1,227	88	23	23	...	56	41	15	51	
350	281	69	5,953	5,572	381	4,658	4,369	289	1,071	1,004	67	12	12	...	212	187	25	52	
191	127	64	4,271	3,899	372	3,049	2,764	285	1,154	1,080	74	15	15	...	53	40	13	53	
274	228	46	4,860	4,528	332	3,928	3,662	266	790	735	55	8	8	...	134	123	11	54	
12,135	9,287	2,848	507,053	484,304	22,749	367,440	350,274	17,166	131,491	126,584	4,907	4,925	4,925	...	3,197	2,521	676	55	
18,557	16,233	2,324	466,014	446,493	19,521	353,478	338,021	15,457	98,535	95,356	3,179	899	899	...	13,102	12,217	885	56	
...	470,053	449,165	20,888	367,440	350,274	17,166	97,933	94,211	3,722	4,680	4,680	57	
...	429,784	411,865	17,919	353,478	338,021	15,457	75,407	72,945	2,462	899	899	58	
12,135	9,287	2,848	37,000	35,139	1,861	33,558	32,373	1,185	245	245	...	3,197	2,521	676	59	
18,557	16,233	2,324	36,230	34,628	1,602	23,128	22,411	717	13,102	12,217	885	60	
12	10	2	324	283	41	245	208	37	76	72	4	2	2	...	1	1	...	61	
12	11	1	434	393	41	371	335	36	54	50	4	1	1	...	8	7	1	62	
16	12	4	560	505	55	418	369	49	135	129	6	3	3	...	4	4	...	63	
21	20	1	783	721	62	639	589	50	129	118	11	3	3	...	12	11	1	64	
11	10	1	356	335	21	297	279	20	92	91	1	3	3	...	4	4	...	65	
12	11	1	431	399	32	353	323	30	76	74	2	2	2	...	66	
5	2	3	204	170	34	161	132	29	43	38	5	67	
9	9	...	352	322	30	286	266	20	53	44	9	3	3	...	10	9	1	68	
202	146	56	23,728	22,690	1,038	17,674	16,745	929	5,786	5,677	109	225	225	...	43	43	...	69	
1,097	1,073	24	38,336	37,160	1,176	25,182	24,295	887	12,910	12,646	264	24	24	...	220	195	25	70	

MULTIPLE-UNIT OPERATIONS

Economic Area Table 2.—MULTIPLE-UNIT OPERATIONS, BY COLOR AND

Item (For definitions and explanations, see text)	Areas 7 and 8					
	All operators			Color and tenure of operator		
	Total	White	Nonwhite	Full owners		
				Total	White	Nonwhite
1 Multiple-unit operations.....number 1954...	125	119	6	110	105	5
2 1950...	99	98	1	79	78	1
3 Subunits in multiple-unit						
4 operations.....total number 1954...	258	245	13	225	214	11
5 1950...	214	212	2	170	168	2
6 Home farms.....number 1954...	123	117	6	108	103	5
7 1950...	95	94	1	75	74	1
8 Cropper farms.....number 1954...	135	128	7	117	111	6
9 1950...	119	118	1	95	94	1
10 Land in multiple-unit operations...total acres 1954...	26,974	26,566	408	23,253	22,976	277
11 1950...	23,677	23,641	36	19,683	19,647	36
12 Home farms.....acres 1954...	23,028	22,712	316	19,703	19,501	202
13 1950...	19,489	19,466	23	16,323	16,300	23
14 Cropper farms.....acres 1954...	3,946	3,854	92	3,550	3,475	75
15 1950...	4,188	4,175	13	3,360	3,347	13
16 Cropland harvested.....total acres 1954...	5,514	5,391	123	4,183	4,084	99
17 1949...	4,950	4,926	24	3,562	3,538	24
18 Corn harvested for						
19 grain.....multiple units reporting 1954...	119	114	5	104	100	4
20 1949...	91	90	1	71	70	1
21 subunits reporting 1954...	183	174	9	154	147	7
22 1949...	146	144	2	112	110	2
23 acres 1954...	2,440	2,383	57	2,092	2,049	43
24 1949...	2,267	2,259	8	1,621	1,613	8
25 bushels 1954...	53,599	52,139	1,460	44,804	43,924	890
26 1949...	45,894	45,814	80	31,889	31,809	80
27 Cotton harvested.....multiple units reporting 1954...	70	65	5	59	55	4
28 1949...	58	57	1	44	43	1
29 subunits reporting 1954...	98	90	8	80	73	7
30 1949...	85	83	2	62	60	2
31 acres 1954...	767	736	31	529	502	27
32 1949...	751	747	4	589	585	4
33 bales 1954...	614	595	19	424	408	16
34 1949...	392	390	2	294	292	2
35 Rice harvested.....multiple units reporting 1954...
36 1949...
37 subunits reporting 1954...
38 1949...
39 acres 1954...
40 1949...
41 bushels 1954...
42 1949...
43 Peanuts harvested for picking or						
44 threshing.....multiple units reporting 1954...	3	3	...	3	3	...
45 1949...	4	4	...	4	4	...
46 subunits reporting 1954...	3	3	...	3	3	...
47 1949...	5	5	...	5	5	...
48 acres 1954...	20	20	...	20	20	...
49 1949...	11	11	...	11	11	...
50 pounds 1954...	8,600	8,600	...	8,600	8,600	...
51 1949...	10,725	10,725	...	10,725	10,725	...
52 Horses and/or mules...multiple units reporting 1954...	80	74	6	67	62	5
53 1950...	75	74	1	59	58	1
54 number 1954...	139	128	11	105	96	9
55 1950...	184	182	2	139	137	2
56 Landlord-tenant operations containing multiple units:						
57 All subunits including home farm.....number 1954...	273	259	14	239	227	12
58 1950...	226	224	2	179	177	2
59 Land in all subunits including						
60 home farm.....acres 1954...	27,134	26,708	426	23,365	23,070	295
61 1950...	24,015	23,979	36	19,932	19,896	36
62 Owned by operator of multiple unit..acres 1954...	26,490	26,098	392	23,365	23,070	295
63 1950...	22,768	22,732	36	19,932	19,896	36
64 Rented by operator of multiple						
65 unit.....acres 1954...	644	610	34
66 1950...	1,247	1,247
67 Subunits not included in multiple						
68 units.....operators reporting 1954...	14	13	1	13	12	1
69 1950...	11	11	...	8	8	...
70 number 1954...	15	14	1	14	13	1
71 1950...	12	12	...	9	9	...
72 Share tenants.....number 1954...	7	6	1	6	5	1
73 1950...	3	3
74 Other tenants, not croppers						
75 nor share tenants.....number 1954...	8	8	...	8	8	...
76 1950...	9	9	...	9	9	...
77 Land in subunits not included						
78 in multiple units.....acres 1954...	160	142	18	112	94	18
79 1950...	338	338	...	249	249	...

MULTIPLE-UNIT OPERATIONS

Economic Area Table 3.—MULTIPLE-UNIT OPERATIONS, BY TYPE OF FARM: CENSUSES OF 1954 AND 1950

Item (For definitions and explanations, see text)	The State						
	Total	Type of farm					
		Cotton	Rice	Peamrt	Cotton and rice	Cotton and peamrt	Miscellaneous
1 Multiple-unit operations.....number 1954...	18,041	17,022	7	1	83	109	819
2 1950...	20,904	19,474	3	5	(NA)	88	1,334
3 Subunits in multiple-unit operations.....total number 1954...	78,709	75,195	32	2	1,253	253	1,974
4 1950...	97,256	93,690	6	10	(NA)	193	3,357
5 Home farms.....number 1954...	17,507	16,500	7	1	83	109	807
6 1950...	19,864	18,475	3	5	(NA)	87	1,294
7 Cropper farms.....number 1954...	61,202	58,695	25	1	1,170	144	1,167
8 1950...	77,392	75,215	3	5	(NA)	106	2,063
9 Land in multiple-unit operations...total acres 1954...	7,252,208	6,652,727	13,012	48	119,189	23,438	443,794
10 1950...	7,393,925	6,863,646	1,964	234	(NA)	16,684	511,397
11 Home farms.....acres 1954...	6,161,609	5,606,481	12,528	41	101,377	21,193	419,989
12 1950...	5,897,116	5,424,022	1,587	193	(NA)	13,822	457,492
13 Cropper farms.....acres 1954...	1,090,599	1,046,246	484	7	17,812	2,245	23,805
14 1950...	1,496,809	1,439,624	377	41	(NA)	2,862	53,905
15 Cropland harvested.....total acres 1954...	2,691,677	2,515,291	6,850	9	80,386	4,565	84,576
16 1949...	2,911,275	2,806,919	1,481	36	(NA)	3,515	99,324
17 Corn harvested for grain.....multiple units reporting 1954...	16,342	15,481	1	1	55	105	699
18 1949...	19,100	17,972	...	5	(NA)	85	1,038
19 subunits reporting 1954...	45,505	43,754	1	1	346	207	1,196
20 1949...	62,308	60,259	...	6	(NA)	154	1,889
21 acres 1954...	513,466	490,560	20	5	4,617	2,029	16,235
22 1949...	660,744	633,759	...	27	(NA)	1,505	25,453
23 bushels 1954...	8,581,953	8,153,935	600	35	75,703	37,688	313,992
24 1949...	13,412,760	12,837,680	...	505	(NA)	27,233	547,342
25 Cotton harvested.....multiple units reporting 1954...	17,519	17,022	5	...	83	109	300
26 1949...	19,977	19,474	2	...	(NA)	88	413
27 subunits reporting 1954...	69,757	67,759	26	...	1,223	192	557
28 1949...	86,378	85,531	3	...	(NA)	140	704
29 acres 1954...	1,086,515	1,052,778	311	...	28,368	1,148	3,910
30 1949...	1,545,325	1,540,241	62	...	(NA)	850	4,172
31 bales 1954...	913,044	883,884	328	...	24,886	828	3,118
32 1949...	970,838	967,224	11	...	(NA)	363	3,240
33 Rice harvested.....multiple units reporting 1954...	92	2	7	...	83
34 1949...	3	...	3	...	(NA)
35 subunits reporting 1954...	94	3	7	...	84
36 1949...	3	...	3	...	(NA)
37 acres 1954...	26,545	475	4,700	...	21,370
38 1949...	1,399	...	1,399	...	(NA)
39 bushels 1954...	1,627,072	45,614	292,900	...	1,288,558
40 1949...	73,500	...	73,500	...	(NA)
41 Peanuts harvested for picking or threshing.....multiple units reporting 1954...	275	147	...	1	...	109	18
42 1949...	365	253	...	5	(NA)	88	...
43 subunits reporting 1954...	393	240	...	1	...	131	21
44 1949...	471	334	...	5	(NA)	108	24
45 acres 1954...	301	115	...	1	...	149	36
46 1949...	449	255	...	6	(NA)	169	19
47 pounds 1954...	93,824	39,778	...	176	...	37,079	16,791
48 1949...	162,271	93,907	...	750	(NA)	56,283	11,331
49 Horses and/or mules...multiple units reporting 1954...	14,178	13,431	4	...	58	97	588
50 1950...	17,991	16,810	2	5	(NA)	86	1,088
51 number 1954...	65,007	61,970	9	...	412	334	2,282
52 1950...	104,656	99,730	4	8	(NA)	326	4,588
53 Landlord-tenant operations containing multiple units: All subunits including home farm.....number 1954...	91,696	86,685	37	2	1,390	306	3,276
54 1950...	117,511	112,438	6	13	(NA)	239	4,815
55 Land in all subunits including home farm.....acres 1954...	7,734,120	7,088,131	13,350	48	124,271	24,533	483,787
56 1950...	8,179,411	7,593,045	1,964	283	(NA)	18,437	565,682
57 Owned by operator of multiple unit..acres 1954...	6,036,358	5,484,382	10,296	48	97,595	21,206	422,831
58 1950...	6,459,217	5,964,872	1,614	283	(NA)	16,959	475,489
59 Rented by operator of multiple unit.....acres 1954...	1,697,762	1,603,749	3,054	...	26,676	3,327	60,956
60 1950...	1,720,194	1,628,173	350	...	(NA)	1,478	90,193
61 Subunits not included in multiple units.....operators reporting 1954...	4,691	4,268	3	...	35	34	351
62 1950...	6,758	6,238	...	1	(NA)	28	491
63 number 1954...	12,987	11,490	5	...	137	53	1,302
64 1950...	20,255	18,748	...	3	(NA)	46	1,458
65 Share tenants.....number 1954...	9,026	7,956	1	...	86	30	953
66 1950...	13,363	12,423	...	1	(NA)	27	912
67 Other tenants, not croppers nor share tenants.....number 1954...	3,961	3,534	4	...	51	23	349
68 1950...	6,892	6,325	...	2	(NA)	19	546
69 Land in subunits not included in multiple units.....acres 1954...	481,912	435,404	338	...	5,082	1,095	39,993
70 1950...	785,486	729,399	...	49	(NA)	1,753	54,285

NA Not available.

Economic Area Table 3.—MULTIPLE-UNIT OPERATIONS, BY TYPE OF FARM: CENSUSES OF 1954 AND 1950—Continued

Item (For definitions and explanations, see text)	Area 1						
	Total	Type of farm					
		Cotton	Rice	Peanut	Cotton and rice	Cotton and peanut	Miscellaneous
1 Multiple-unit operations.....number 1954...	4,277	4,146	7	...	79	...	45
2 1950...	5,259	5,168	3	...	(NA)	...	88
3 Subunits in multiple-unit operations.....total number 1954...	35,044	33,684	32	...	1,183	...	145
4 1950...	46,767	46,415	6	...	(NA)	...	346
5 Home farms.....number 1954...	4,038	3,910	7	...	79	...	42
6 1950...	4,929	4,848	3	...	(NA)	...	78
7 Cropper farms.....number 1954...	31,006	29,774	25	...	1,104	...	103
8 1950...	41,838	41,567	3	...	(NA)	...	268
9 Land in multiple-unit operations...total acres 1954...	2,357,320	2,189,989	13,012	...	113,718	...	40,601
10 1950...	2,455,972	2,424,575	1,964	...	(NA)	...	29,433
11 Home farms.....acres 1954...	1,914,667	1,766,200	12,528	...	97,199	...	38,740
12 1950...	1,817,418	1,791,094	1,587	...	(NA)	...	24,737
13 Cropper farms.....acres 1954...	442,653	423,789	484	...	16,519	...	1,861
14 1950...	638,554	633,481	377	...	(NA)	...	4,696
15 Cropland harvested.....total acres 1954...	1,470,068	1,374,544	6,850	...	75,966	...	12,708
16 1949...	1,547,292	1,534,803	1,481	...	(NA)	...	11,008
17 Corn harvested for grain.....multiple units reporting 1954...	3,201	3,130	1	...	52	...	18
18 1949...	4,179	4,139	(NA)	...	40
19 subunits reporting 1954...	12,594	12,265	1	...	296	...	32
20 1949...	23,069	23,002	(NA)	...	67
21 acres 1954...	116,116	111,287	20	...	3,878	...	931
22 1949...	189,565	187,647	(NA)	...	1,918
23 bushels 1954...	2,073,299	1,993,719	600	...	63,068	...	15,912
24 1949...	4,142,027	4,104,088	(NA)	...	37,939
25 Cotton harvested.....multiple units reporting 1954...	4,258	4,146	5	...	79	...	28
26 1949...	5,198	5,168	2	...	(NA)	...	28
27 subunits reporting 1954...	33,963	32,714	26	...	1,154	...	69
28 1949...	45,217	45,091	3	...	(NA)	...	123
29 acres 1954...	671,763	643,795	311	...	27,075	...	582
30 1949...	1,004,952	1,004,286	62	...	(NA)	...	634
31 bales 1954...	579,809	555,194	328	...	23,715	...	572
32 1949...	704,762	703,431	11	...	(NA)	...	1,320
33 Rice harvested.....multiple units reporting 1954...	88	2	7	...	79
34 1949...	3	...	3	...	(NA)
35 subunits reporting 1954...	90	3	7	...	80
36 1949...	3	...	3	...	(NA)
37 acres 1954...	25,790	475	4,700	...	20,615
38 1949...	1,399	...	1,399	...	(NA)
39 bushels 1954...	1,578,072	45,614	292,900	...	1,239,558
40 1949...	73,500	...	73,500	...	(NA)
41 Peanuts harvested for picking or threshing.....multiple units reporting 1954...
42 1949...	6	6	(NA)
43 subunits reporting 1954...	7	7	(NA)
44 1949...	(NA)
45 acres 1954...	(NA)
46 1949...	7	7	(NA)
47 pounds 1954...	(NA)
48 1949...	3,635	3,635	(NA)
49 Horses and/or mules....multiple units reporting 1954...	2,315	2,242	4	...	54	...	15
50 1950...	3,731	3,689	2	...	(NA)	...	40
51 number 1954...	12,801	12,353	9	...	303	...	136
52 1950...	27,120	27,018	4	...	(NA)	...	98
53 Landlord-tenant operations containing multiple units: All subunits including home farm.....number 1954...	38,515	36,921	37	...	1,309	...	248
54 1950...	52,503	52,018	6	...	(NA)	...	479
55 Land in all subunits including home farm.....acres 1954...	2,501,238	2,323,984	13,350	...	118,735	...	45,169
56 1950...	2,686,573	2,649,899	1,964	...	(NA)	...	34,710
57 Owned by operator of multiple unit.....acres 1954...	1,748,964	1,602,798	10,296	...	94,443	...	41,427
58 1950...	1,933,998	1,905,477	1,614	...	(NA)	...	26,907
59 Rented by operator of multiple unit.....acres 1954...	752,274	721,186	3,054	...	24,292	...	3,742
60 1950...	752,575	744,422	350	...	(NA)	...	7,803
61 Subunits not included in multiple units.....operators reporting 1954...	1,036	979	3	...	32	...	22
62 1950...	1,623	1,598	(NA)	...	25
63 number 1954...	3,471	3,237	5	...	126	...	103
64 1950...	5,736	5,603	(NA)	...	133
65 Share tenants.....number 1954...	2,189	2,030	1	...	82	...	76
66 1950...	3,685	3,617	(NA)	...	68
67 Other tenants, not croppers nor share tenants.....number 1954...	1,282	1,207	4	...	44	...	27
68 1950...	2,051	1,986	(NA)	...	65
69 Land in subunits not included in multiple units.....acres 1954...	143,918	133,995	338	...	5,017	...	4,568
70 1950...	230,601	225,324	(NA)	...	5,277

NA Not available.

MULTIPLE-UNIT OPERATIONS

Economic Area Table 3.—MULTIPLE-UNIT OPERATIONS, BY TYPE OF FARM: CENSUSES OF 1954 AND 1950—Continued

Item (For definitions and explanations, see text)	Area 2						
	Total	Type of farm					
		Cotton	Rice	Peanut	Cotton and rice	Cotton and peanut	Miscellaneous
1 Multiple-unit operations.....number 1954...	3,349	3,268	4	5	72
2 1950...	4,136	3,928	...	1	(NA)	...	207
3 Subunits in multiple-unit operations.....total number 1954...	14,857	14,610	70	11	166
4 1950...	17,973	17,443	...	2	(NA)	...	528
5 Home farms.....number 1954...	3,213	3,133	4	5	71
6 1950...	3,855	3,653	...	1	(NA)	...	201
7 Cropper farms.....number 1954...	11,644	11,477	66	6	95
8 1950...	14,118	13,790	...	1	(NA)	...	327
9 Land in multiple-unit operations....total acres 1954...	1,583,079	1,528,087	5,471	659	48,862
10 1950...	1,660,565	1,574,186	...	90	(NA)	...	86,289
11 Home farms.....acres 1954...	1,360,784	1,309,061	4,178	494	47,051
12 1950...	1,354,206	1,275,741	...	82	(NA)	...	78,383
13 Cropper farms.....acres 1954...	222,295	219,026	1,293	165	1,811
14 1950...	306,359	298,445	...	8	(NA)	...	7,906
15 Cropland harvested.....total acres 1954...	464,612	450,947	4,420	283	8,962
16 1949...	493,081	477,763	...	8	(NA)	...	15,310
17 Corn harvested for grain.....multiple units reporting 1954...	3,116	3,049	3	5	59
18 1949...	3,837	3,696	...	1	(NA)	...	140
19 subunits reporting 1954...	10,232	10,086	50	10	86
20 1949...	12,722	12,492	...	1	(NA)	...	229
21 acres 1954...	116,871	114,059	739	96	1,977
22 1949...	142,238	138,693	...	5	(NA)	...	3,540
23 bushels 1954...	1,692,298	1,644,371	12,635	1,168	34,124
24 1949...	2,626,564	2,544,807	...	90	(NA)	...	81,667
25 Cotton harvested.....multiple units reporting 1954...	3,304	3,268	4	5	27
26 1949...	3,994	3,928	(NA)	...	66
27 subunits reporting 1954...	13,514	13,386	69	10	49
28 1949...	15,657	15,549	(NA)	...	108
29 acres 1954...	183,499	181,604	1,293	99	503
30 1949...	231,491	230,783	(NA)	...	708
31 bales 1954...	164,830	163,131	1,171	112	416
32 1949...	128,073	127,456	(NA)	...	617
33 Rice harvested.....multiple units reporting 1954...	4	4
34 1949...	(NA)
35 subunits reporting 1954...	4	4
36 1949...	(NA)
37 acres 1954...	755	755
38 1949...	(NA)
39 bushels 1954...	49,000	49,000
40 1949...	(NA)
41 Peanuts harvested for picking or threshing.....multiple units reporting 1954...	35	29	5	1
42 1949...	62	61	...	1	(NA)
43 subunits reporting 1954...	77	69	7	1
44 1949...	75	74	...	1	(NA)
45 acres 1954...	48	34	13	1
46 1949...	60	59	...	1	(NA)
47 pounds 1954...	16,769	11,169	4,550	1,050
48 1949...	16,655	16,455	...	200	(NA)
49 Horses and/or mules...multiple units reporting 1954...	2,878	2,816	4	5	53
50 1950...	3,681	3,527	...	1	(NA)	...	153
51 number 1954...	17,552	17,194	109	21	228
52 1950...	26,870	26,131	...	1	(NA)	...	738
53 Landlord-tenant operations containing multiple units: All subunits including home farm.....number 1954...	18,294	17,671	81	13	529
54 1950...	24,014	23,115	...	2	(NA)	...	897
55 Land in all subunits including home farm.....acres 1954...	1,701,333	1,637,159	5,536	683	57,955
56 1950...	1,914,462	1,812,778	...	90	(NA)	...	101,594
57 Owned by operator of multiple unit..acres 1954...	1,222,922	1,168,745	3,152	563	50,462
58 1950...	1,383,588	1,308,727	...	90	(NA)	...	74,771
59 Rented by operator of multiple unit.....acres 1954...	478,411	468,414	2,384	120	7,493
60 1950...	530,874	504,051	(NA)	...	26,823
61 Subunits not included in multiple units.....operators reporting 1954...	1,039	993	3	2	41
62 1950...	1,637	1,546	(NA)	...	91
63 number 1954...	3,437	3,061	11	2	363
64 1950...	6,041	5,672	(NA)	...	369
65 Share tenants.....number 1954...	2,482	2,174	4	1	303
66 1950...	3,952	3,702	(NA)	...	250
67 Other tenants, not croppers nor share tenants.....number 1954...	955	887	7	1	60
68 1950...	2,089	1,970	(NA)	...	119
69 Land in subunits not included in multiple units.....acres 1954...	118,254	109,072	65	24	9,093
70 1950...	253,897	238,592	(NA)	...	15,305

NA Not available.

Economic Area Table 3.—MULTIPLE-UNIT OPERATIONS, BY TYPE OF FARM: CENSUSES OF 1954 AND 1950—Continued

Item (For definitions and explanations, see text)	Areas 3 and A						
	Total	Type of farm					
		Cotton	Rice	Peanut	Cotton and rice	Cotton and peanut	Miscellaneous
1 Multiple-unit operations.....number 1954...	1,194	1,063	13	118
2 1950...	1,412	1,142	(NA)	3	267
3 Subunits in multiple-unit operations.....total number 1954...	3,788	3,466	30	292
4 1950...	4,597	3,901	(NA)	7	689
5 Home farms.....number 1954...	1,171	1,040	13	118
6 1950...	1,360	1,096	(NA)	3	261
7 Cropper farms.....number 1954...	2,617	2,426	17	174
8 1950...	3,237	2,805	(NA)	4	428
9 Land in multiple-unit operations....total acres 1954...	651,998	559,490	2,818	89,690
10 1950...	682,411	534,825	(NA)	572	147,014
11 Home farms.....acres 1954...	602,473	512,414	2,536	87,523
12 1950...	608,540	471,675	(NA)	512	136,353
13 Cropper farms.....acres 1954...	49,525	47,076	282	2,167
14 1950...	73,871	63,150	(NA)	60	10,661
15 Cropland harvested.....total acres 1954...	98,867	86,643	519	11,705
16 1949...	108,677	91,066	(NA)	139	17,472
17 Corn harvested for grain.....multiple units reporting 1954...	1,138	1,023	13	102
18 1949...	1,359	1,116	(NA)	3	240
19 subunits reporting 1954...	2,950	2,739	27	184
20 1949...	3,658	3,152	(NA)	4	502
21 acres 1954...	32,442	30,012	262	2,168
22 1949...	41,133	35,755	(NA)	45	5,333
23 bushels 1954...	649,032	585,799	5,995	57,238
24 1949...	746,402	629,381	(NA)	755	116,266
25 Cotton harvested.....multiple units reporting 1954...	1,124	1,063	13	48
26 1949...	1,217	1,142	(NA)	3	72
27 subunits reporting 1954...	2,906	2,802	22	82
28 1949...	3,246	3,134	(NA)	5	107
29 acres 1954...	29,666	29,063	139	464
30 1949...	34,737	34,165	(NA)	23	549
31 bales 1954...	22,326	21,831	99	396
32 1949...	14,740	14,466	(NA)	11	263
33 Rice harvested.....multiple units reporting 1954...
34 1949...	(NA)
35 subunits reporting 1954...
36 1949...	(NA)
37 acres 1954...
38 1949...	(NA)
39 bushels 1954...
40 1949...	(NA)
41 Peanuts harvested for picking or threshing.....multiple units reporting 1954...	20	6	13	1
42 1949...	22	19	(NA)	3	...
43 subunits reporting 1954...	37	17	17	3
44 1949...	30	26	(NA)	4	...
45 acres 1954...	25	7	17	1
46 1949...	17	13	(NA)	4	...
47 pounds 1954...	10,242	2,522	7,380	340
48 1949...	6,744	6,329	(NA)	415	...
49 Horses and/or mules....multiple units reporting 1954...	1,087	975	11	101
50 1950...	1,328	1,080	(NA)	3	245
51 number 1954...	5,586	5,126	39	421
52 1950...	7,364	6,272	(NA)	10	1,082
53 Landlord-tenant operations containing multiple units: All subunits including home farm.....number 1954...	5,265	4,705	38	522
54 1950...	6,492	5,485	(NA)	12	995
55 Land in all subunits including home farm.....acres 1954...	698,660	599,241	2,971	96,448
56 1950...	739,041	584,690	(NA)	676	153,675
57 Owned by operator of multiple unit..acres 1954...	599,696	511,290	2,649	85,757
58 1950...	646,290	515,548	(NA)	275	130,467
59 Rented by operator of multiple unit.....acres 1954...	98,964	87,951	322	10,691
60 1950...	92,751	69,142	(NA)	401	23,208
61 Subunits not included in multiple units.....operators reporting 1954...	377	321	5	51
62 1950...	501	409	(NA)	3	89
63 number 1954...	1,477	1,239	8	230
64 1950...	1,895	1,584	(NA)	5	306
65 Share tenants.....number 1954...	998	830	5	163
66 1950...	1,299	1,100	(NA)	4	195
67 Other tenants, not croppers nor share tenants.....number 1954...	479	409	3	67
68 1950...	596	484	(NA)	1	111
69 Land in subunits not included in multiple units.....acres 1954...	46,662	39,751	153	6,758
70 1950...	56,630	49,865	(NA)	104	6,661

NA Not available.

MULTIPLE-UNIT OPERATIONS

Economic Area Table 3.—MULTIPLE-UNIT OPERATIONS, BY TYPE OF FARM: CENSUSES OF 1954 AND 1950—Continued

Item (For definitions and explanations, see text)	Area 4						
	Total	Type of farm					
		Cotton	Rice	Peanut	Cotton and rice	Cotton and peanut	Miscellaneous
1 Multiple-unit operations.....number 1954...	1,997	1,901	20	76
2 1950...	2,155	2,066	(NA)	12	77
3 Subunits in multiple-unit operations.....total number 1954...	5,468	5,265	42	161
4 1950...	5,688	5,499	(NA)	25	164
5 Home farms.....number 1954...	1,953	1,857	20	76
6 1950...	2,062	1,975	(NA)	12	75
7 Cropper farms.....number 1954...	3,515	3,408	22	85
8 1950...	3,626	3,524	(NA)	13	89
9 Land in multiple-unit operations....total acres 1954...	554,869	524,017	3,874	26,978
10 1950...	515,955	492,712	(NA)	2,853	20,390
11 Home farms.....acres 1954...	455,541	427,563	3,517	24,461
12 1950...	411,758	393,256	(NA)	2,354	16,148
13 Cropper farms.....acres 1954...	99,328	96,454	357	2,517
14 1950...	104,197	99,456	(NA)	499	4,242
15 Cropland harvested.....total acres 1954...	158,540	152,156	828	5,556
16 1949...	157,039	152,704	(NA)	482	3,853
17 Corn harvested for grain.....multiple units reporting 1954...	1,943	1,858	20	65
18 1949...	2,072	2,004	(NA)	11	57
19 subunits reporting 1954...	4,378	4,240	33	105
20 1949...	4,632	4,529	(NA)	19	84
21 acres 1954...	60,973	59,214	423	1,336
22 1949...	60,228	58,755	(NA)	195	1,278
23 bushels 1954...	908,135	882,074	8,319	17,742
24 1949...	1,413,820	1,375,419	(NA)	4,820	33,581
25 Cotton harvested.....multiple units reporting 1954...	1,948	1,901	20	27
26 1949...	2,103	2,066	(NA)	12	25
27 subunits reporting 1954...	4,471	4,406	31	34
28 1949...	4,823	4,774	(NA)	20	29
29 acres 1954...	51,155	50,639	207	309
30 1949...	63,492	63,151	(NA)	153	188
31 bales 1954...	39,079	38,727	154	198
32 1949...	34,943	34,783	(NA)	76	84
33 Rice harvested.....multiple units reporting 1954...
34 1949...	(NA)
35 subunits reporting 1954...
36 1949...	(NA)
37 acres 1954...
38 1949...	(NA)
39 bushels 1954...
40 1949...	(NA)
41 Peanuts harvested for picking or threshing.....multiple units reporting 1954...	43	20	20	3
42 1949...	35	23	(NA)
43 subunits reporting 1954...	53	30	20	3
44 1949...	38	24	(NA)	14	...
45 acres 1954...	54	24	27	3
46 1949...	40	19	(NA)	21	...
47 pounds 1954...	11,677	5,650	5,185	842
48 1949...	12,101	4,855	(NA)	7,246	...
49 Horses and/or mules....multiple units reporting 1954...	1,580	1,521	14	45
50 1950...	1,936	1,862	(NA)	12	62
51 number 1954...	5,645	5,479	49	117
52 1950...	8,884	8,614	(NA)	44	226
53 Landlord-tenant operations containing multiple units:							
54 All subunits including home farm.....number 1954...	6,628	6,343	48	237
55 1950...	7,423	7,125	(NA)	33	265
56 Land in all subunits including home farm.....acres 1954...	604,879	570,940	3,918	30,021
57 1950...	589,333	559,360	(NA)	2,974	26,999
58 Owned by operator of multiple unit..acres 1954...	518,062	490,680	3,168	24,214
59 1950...	506,647	478,052	(NA)	2,974	25,621
60 Rented by operator of multiple unit.....acres 1954...	86,817	80,260	750	5,807
61 1950...	82,686	81,308	(NA)	...	1,378
62 Subunits not included in multiple units.....operators reporting 1954...	557	512	5	40
63 1950...	775	733	(NA)	6	36
64 number 1954...	1,160	1,078	6	76
65 1950...	1,735	1,626	(NA)	8	101
66 Share tenants.....number 1954...	898	829	5	64
67 1950...	1,439	1,357	(NA)	5	77
68 Other tenants, not croppers nor share tenants.....number 1954...	262	249	1	12
69 1950...	296	269	(NA)	3	24
70 Land in subunits not included in multiple units.....acres 1954...	50,010	46,923	44	3,043
1950...	73,378	66,648	(NA)	121	6,609

NA Not available.

Economic Area Table 3.—MULTIPLE-UNIT OPERATIONS, BY TYPE OF FARM: CENSUSES OF 1954 AND 1950—Continued

Item (For definitions and explanations, see text)		Area 5						
		Total	Type of farm					
			Cotton	Rice	Peanut	Cotton and rice	Cotton and peanut	Miscellaneous
1	Multiple-unit operations.....number	1954... 1,920	1,728	21	171
2		1950... 2,325	2,086	(NA)	19	220
3	Subunits in multiple-unit operations.....total number	1954... 6,416	5,853	56	507
4		1950... 7,896	7,259	(NA)	43	594
5	Home farms.....number	1954... 1,880	1,691	21	168
6		1950... 2,217	1,987	(NA)	18	212
7	Cropper farms.....number	1954... 4,536	4,162	35	339
8		1950... 5,679	5,272	(NA)	25	382
9	Land in multiple-unit operations....total acres	1954... 740,857	623,915	6,056	110,886
10		1950... 783,357	685,629	(NA)	2,607	95,121
11	Home farms.....acres	1954... 643,821	533,616	5,672	104,533
12		1950... 645,473	558,842	(NA)	2,078	84,553
13	Cropper farms.....acres	1954... 97,036	90,299	384	6,353
14		1950... 137,884	126,787	(NA)	529	10,568
15	Cropland harvested.....total acres	1954... 213,720	182,618	982	30,120
16		1949... 263,214	232,011	(NA)	895	30,308
17	Corn harvested for grain.....multiple units reporting	1954... 1,757	1,593	18	146
18		1949... 2,199	2,008	(NA)	17	174
19	subunits reporting	1954... 4,673	4,318	39	316
20		1949... 6,371	5,973	(NA)	37	361
21	acres	1954... 53,469	49,564	287	3,618
22		1949... 74,780	69,544	(NA)	279	4,957
23	bushels	1954... 831,983	767,756	5,243	58,984
24		1949... 1,586,005	1,472,839	(NA)	4,329	108,837
25	Cotton harvested.....multiple units reporting	1954... 1,849	1,728	21	100
26		1949... 2,217	2,086	(NA)	19	112
27	subunits reporting	1954... 5,277	4,989	45	243
28		1949... 6,517	6,293	(NA)	33	191
29	acres	1954... 61,205	59,387	219	1,599
30		1949... 86,418	84,947	(NA)	201	1,270
31	bales	1954... 43,682	42,327	135	1,220
32		1949... 39,431	38,843	(NA)	78	510
33	Rice harvested.....multiple units reporting	1954...
34		1949...	(NA)
35	subunits reporting	1954...
36		1949...	(NA)
37	acres	1954...
38		1949...	(NA)
39	bushels	1954...
40		1949...	(NA)
41	Peanuts harvested for picking or threshing.....multiple units reporting	1954... 35	12	21	2
42		1949... 70	45	(NA)	19	6
43	subunits reporting	1954... 47	19	26	2
44		1949... 100	67	(NA)	22	11
45	acres	1954... 43	14	27	2
46		1949... 101	54	(NA)	36	11
47	pounds	1954... 8,676	2,986	4,770	920
48		1949... 33,536	16,025	(NA)	13,522	3,989
49	Horses and/or mules....multiple units reporting	1954... 1,598	1,443	20	135
50		1950... 2,057	1,855	(NA)	18	184
51	number	1954... 8,727	7,792	97	838
52		1950... 13,878	12,626	(NA)	82	1,170
53	Landlord-tenant operations containing multiple units:							
54	All subunits including home farm.....number	1954... 8,142	7,277	72	793
55		1950... 10,389	9,429	(NA)	56	904
56	Land in all subunits including home farm.....acres	1954... 803,645	676,703	6,349	120,593
57		1950... 865,448	755,148	(NA)	3,134	107,166
58	Owned by operator of multiple unit.....acres	1954... 650,717	544,768	5,776	100,173
59		1950... 715,946	623,755	(NA)	2,674	89,517
60	Rented by operator of multiple unit.....acres	1954... 152,928	131,935	573	20,420
61		1950... 149,502	131,393	(NA)	460	17,649
62	Subunits not included in multiple units.....operators reporting	1954... 615	526	9	80
63		1950... 883	773	(NA)	4	106
64	number	1954... 1,726	1,424	16	286
65		1950... 2,493	2,170	(NA)	13	310
66	Share tenants.....number	1954... 1,284	1,091	9	184
67		1950... 1,618	1,419	(NA)	7	192
68	Other tenants, not croppers nor share tenants.....number	1954... 442	333	7	102
69		1950... 875	751	(NA)	6	118
70	Land in subunits not included in multiple units.....acres	1954... 62,788	52,788	293	9,707
		1950... 82,091	69,519	(NA)	527	12,045

NA Not available.

MULTIPLE-UNIT OPERATIONS

Economic Area Table 3.—MULTIPLE-UNIT OPERATIONS, BY TYPE OF FARM: CENSUSES OF 1954 AND 1950—Continued

Item (For definitions and explanations, see text)	Area 6a						
	Total	Type of farm					
		Cotton	Rice	Peanut	Cotton and rice	Cotton and peanut	Miscellaneous
1 Multiple-unit operations.....number 1954...	3,677	3,498	23	196
2 1950...	3,901	3,627	...	2	(NA)	21	251
3 Subunits in multiple-unit operations.....total number 1954...	9,167	8,788	51	328
4 1950...	10,044	9,449	...	4	(NA)	46	545
5 Home farms.....number 1954...	3,641	3,463	23	155
6 1950...	3,789	3,518	...	2	(NA)	21	248
7 Cropper farms.....number 1954...	5,526	5,325	28	173
8 1950...	6,255	5,931	...	2	(NA)	25	297
9 Land in multiple-unit operations....total acres 1954...	853,786	791,191	3,719	58,876
10 1950...	844,310	773,879	...	54	(NA)	4,663	65,714
11 Home farms.....acres 1954...	729,999	671,846	3,222	54,931
12 1950...	680,723	619,724	...	38	(NA)	4,160	56,801
13 Cropper farms.....acres 1954...	123,787	119,345	497	3,945
14 1950...	163,587	154,155	...	16	(NA)	503	8,913
15 Cropland harvested.....total acres 1954...	199,003	190,301	1,027	7,675
16 1949...	237,031	224,183	...	11	(NA)	805	12,032
17 Corn harvested for grain.....multiple units reporting 1954...	3,592	3,430	22	140
18 1949...	3,786	3,570	...	2	(NA)	21	193
19 subunits reporting 1954...	7,423	7,165	45	213
20 1949...	8,281	7,926	...	2	(NA)	34	319
21 acres 1954...	90,113	87,137	483	2,493
22 1949...	103,972	99,555	...	10	(NA)	375	4,032
23 bushels 1954...	1,727,974	1,654,545	8,848	64,581
24 1949...	1,915,916	1,832,498	...	150	(NA)	7,470	75,798
25 Cotton harvested.....multiple units reporting 1954...	3,556	3,498	23	35
26 1949...	3,707	3,627	(NA)	21	59
27 subunits reporting 1954...	6,866	6,793	35	38
28 1949...	7,791	7,676	(NA)	30	85
29 acres 1954...	65,513	65,012	265	236
30 1949...	91,086	90,334	(NA)	190	562
31 bales 1954...	48,324	47,957	191	176
32 1949...	35,848	35,459	(NA)	68	321
33 Rice harvested.....multiple units reporting 1954...
34 1949...	(NA)
35 subunits reporting 1954...
36 1949...	(NA)
37 acres 1954...
38 1949...	(NA)
39 bushels 1954...
40 1949...	(NA)
41 Peanuts harvested for picking or threshing.....multiple units reporting 1954...	93	67	23	3
42 1949...	76	50	...	2	(NA)	21	3
43 subunits reporting 1954...	109	76	30	3
44 1949...	98	67	...	2	(NA)	26	3
45 acres 1954...	55	22	30	3
46 1949...	102	51	...	2	(NA)	45	4
47 pounds 1954...	23,907	12,517	8,430	2,960
48 1949...	37,282	22,351	...	300	(NA)	11,955	2,676
49 Horses and/or mules....multiple units reporting 1954...	3,293	3,166	21	106
50 1950...	3,682	3,439	...	2	(NA)	21	220
51 number 1954...	10,296	9,992	61	243
52 1950...	14,403	13,569	...	5	(NA)	91	738
53 Landlord-tenant operations containing multiple units: All subunits including home farm.....number 1954...	10,308	9,775	60	473
54 1950...	11,604	10,841	...	7	(NA)	56	700
55 Land in all subunits including home farm.....acres 1954...	890,178	823,147	3,926	63,105
56 1950...	894,525	817,040	...	103	(NA)	5,354	72,028
57 Owned by operator of multiple unit..acres 1954...	799,454	742,278	3,014	54,162
58 1950...	820,196	750,277	...	103	(NA)	4,799	65,017
59 Rented by operator of multiple unit.....acres 1954...	90,724	80,869	912	8,943
60 1950...	74,329	66,763	(NA)	555	7,011
61 Subunits not included in multiple units.....operators reporting 1954...	729	651	5	73
62 1950...	894	808	...	1	(NA)	7	78
63 number 1954...	1,141	987	9	145
64 1950...	1,560	1,392	...	3	(NA)	10	155
65 Share tenants.....number 1954...	812	688	5	119
66 1950...	936	834	...	1	(NA)	5	96
67 Other tenants, not croppers nor share tenants.....number 1954...	329	299	4	26
68 1950...	624	558	...	2	(NA)	5	59
69 Land in subunits not included in multiple units.....acres 1954...	36,392	31,956	207	4,229
70 1950...	50,215	43,161	...	49	(NA)	691	6,314

NA Not available.

Economic Area Table 3.—MULTIPLE-UNIT OPERATIONS, BY TYPE OF FARM: CENSUSES OF 1954 AND 1950—Continued

Item (For definitions and explanations, see text)		Area 6b						
		Total	Type of farm					
			Cotton	Rice	Peanut	Cotton and rice	Cotton and peanut	Miscellaneous
1	Multiple-unit operations.....number 1954...	1,502	1,353	...	1	...	26	122
2	1950...	1,617	1,406	...	2	(NA)	32	177
3	Subunits in multiple-unit operations.....total number 1954...	3,711	3,394	...	2	...	61	254
4	1950...	4,077	3,612	...	4	(NA)	69	392
5	Home farms.....number 1954...	1,488	1,342	...	1	...	26	119
6	1950...	1,557	1,350	...	2	(NA)	32	173
7	Cropper farms.....number 1954...	2,223	2,052	...	1	...	35	135
8	1950...	2,520	2,262	...	2	(NA)	37	219
9	Land in multiple-unit operations....total acres 1954...	483,325	426,094	...	48	...	6,272	50,911
10	1950...	427,678	369,641	...	90	(NA)	5,581	52,366
11	Home farms.....acres 1954...	431,296	377,628	...	41	...	5,717	47,910
12	1950...	359,509	307,522	...	73	(NA)	4,460	47,454
13	Cropper farms.....acres 1954...	52,029	48,466	...	7	...	555	3,001
14	1950...	68,169	62,119	...	17	(NA)	1,121	4,912
15	Cropland harvested.....total acres 1954...	81,353	74,964	...	9	...	916	5,464
16	1949...	99,991	91,833	...	17	(NA)	1,140	7,001
17	Corn harvested for grain.....multiple units reporting 1954...	1,476	1,336	...	1	...	26	113
18	1949...	1,577	1,389	...	2	(NA)	32	154
19	subunits reporting 1954...	3,072	2,842	...	1	...	52	177
20	1949...	3,429	3,096	...	3	(NA)	58	272
21	acres 1954...	41,042	38,027	...	5	...	476	2,534
22	1949...	46,561	42,494	...	12	(NA)	576	3,479
23	bushels 1954...	645,633	595,866	...	35	...	8,055	41,677
24	1949...	936,132	853,074	...	265	(NA)	9,559	73,234
25	Cotton harvested.....multiple units reporting 1954...	1,410	1,353	26	31
26	1949...	1,483	1,406	(NA)	32	45
27	subunits reporting 1954...	2,662	2,577	48	37
28	1949...	3,042	2,936	(NA)	51	55
29	acres 1954...	22,947	22,538	214	195
30	1949...	32,398	31,888	(NA)	278	232
31	bales 1954...	14,380	14,122	134	124
32	1949...	12,649	12,419	(NA)	126	104
33	Rice harvested.....multiple units reporting 1954...
34	1949...	(NA)
35	subunits reporting 1954...
36	1949...	(NA)
37	acres 1954...
38	1949...	(NA)
39	bushels 1954...
40	1949...	(NA)
41	Peanuts harvested for picking or threshing.....multiple units reporting 1954...	46	12	...	1	...	26	7
42	1949...	90	49	...	2	(NA)	32	7
43	subunits reporting 1954...	67	28	...	1	...	30	8
44	1949...	118	69	...	2	(NA)	40	7
45	acres 1954...	56	13	...	1	...	34	8
46	1949...	111	52	...	3	(NA)	53	3
47	pounds 1954...	13,953	4,634	...	176	...	6,464	2,679
48	1949...	41,593	24,257	...	250	(NA)	15,845	1,241
49	Horses and/or mules....multiple units reporting 1954...	1,347	1,224	25	98
50	1950...	1,501	1,324	...	2	(NA)	31	154
51	number 1954...	4,261	3,949	66	246
52	1950...	5,953	5,393	...	2	(NA)	94	464
53	Landlord-tenant operations containing multiple units:							
54	All subunits including home farm.....number 1954...	4,271	3,853	...	2	...	73	343
55	1950...	4,860	4,308	...	4	(NA)	79	469
56	Land in all subunits including home farm.....acres 1954...	507,053	446,923	...	48	...	6,646	53,436
57	1950...	466,014	405,799	...	90	(NA)	5,891	54,234
58	Owned by operator of multiple unit...acres 1954...	470,053	414,005	...	48	...	5,996	50,004
59	1950...	429,784	375,300	...	90	(NA)	5,829	48,565
60	Rented by operator of multiple unit.....acres 1954...	37,000	32,918	650	3,432
61	1950...	36,230	30,499	(NA)	62	5,669
62	Subunits not included in multiple units.....operators reporting 1954...	324	281	8	35
63	1950...	434	366	(NA)	8	60
64	number 1954...	560	459	12	89
65	1950...	783	696	(NA)	10	77
66	Share tenants.....number 1954...	356	311	5	40
67	1950...	431	391	(NA)	6	34
68	Other tenants, not croppers nor share tenants.....number 1954...	204	148	7	49
69	1950...	352	305	(NA)	4	43
70	Land in subunits not included in multiple units.....acres 1954...	23,728	20,829	374	2,525
	1950...	38,336	36,158	(NA)	310	1,868

NA Not available.

MULTIPLE-UNIT OPERATIONS

Economic Area Table 3.—MULTIPLE-UNIT OPERATIONS, BY TYPE OF FARM: CENSUSES OF 1954 AND 1950—Continued

Item (For definitions and explanations, see text)	Areas 7 and 8						
	Total	Type of farm					
		Cotton	Rice	Peanut	Cotton and rice	Cotton and peanut	Miscellaneous
1 Multiple-unit operations.....number 1954...	125	65	1	59
2 1950...	99	51	(NA)	1	47
3 Subunits in multiple-unit operations.....total number 1954...	258	135	2	121
4 1950...	214	112	(NA)	3	99
5 Home farms.....number 1954...	123	64	1	58
6 1950...	95	48	(NA)	1	46
7 Cropper farms.....number 1954...	135	71	1	63
8 1950...	119	64	(NA)	2	53
9 Land in multiple-unit operations....total acres 1954...	26,974	9,944	40	16,990
10 1950...	23,677	8,199	(NA)	408	15,070
11 Home farms.....acres 1954...	23,028	8,153	35	14,840
12 1950...	19,489	6,168	(NA)	258	13,063
13 Cropper farms.....acres 1954...	3,946	1,791	5	2,150
14 1950...	4,188	2,031	(NA)	150	2,007
15 Cropland harvested.....total acres 1954...	5,514	3,118	10	2,386
16 1949...	4,950	2,556	(NA)	54	2,340
17 Corn harvested for grain.....multiple units reporting 1954...	119	62	1	56
18 1949...	91	50	(NA)	1	40
19 subunits reporting 1954...	183	99	1	83
20 1949...	146	89	(NA)	2	55
21 acres 1954...	2,440	1,260	2	1,178
22 1949...	2,267	1,316	(NA)	35	916
23 bushels 1954...	53,599	29,805	60	23,734
24 1949...	45,894	25,574	(NA)	300	20,020
25 Cotton harvested.....multiple units reporting 1954...	70	65	1	4
26 1949...	58	51	(NA)	1	6
27 subunits reporting 1954...	98	92	1	5
28 1949...	85	78	(NA)	1	6
29 acres 1954...	767	740	5	22
30 1949...	751	717	(NA)	5	29
31 bales 1954...	614	595	3	16
32 1949...	392	367	(NA)	4	21
33 Rice harvested.....multiple units reporting 1954...
34 1949...	(NA)
35 subunits reporting 1954...
36 1949...	(NA)
37 acres 1954...
38 1949...	(NA)
39 bushels 1954...
40 1949...	(NA)
41 Peanuts harvested for picking or threshing.....multiple units reporting 1954...	3	1	1	1
42 1949...	4	(NA)	1	3
43 subunits reporting 1954...	3	1	1	1
44 1949...	5	(NA)	2	3
45 acres 1954...	20	1	1	18
46 1949...	11	(NA)	10	1
47 pounds 1954...	8,600	300	300	8,000
48 1949...	10,725	(NA)	7,300	3,425
49 Horses and/or mules....multiple units reporting 1954...	80	44	1	35
50 1950...	75	44	(NA)	1	30
51 number 1954...	139	85	1	53
52 1950...	184	107	(NA)	5	72
53 Landlord-tenant operations containing multiple units:							
54 All subunits including home farm.....number 1954...	273	140	2	131
55 1950...	226	117	(NA)	3	106
56 Land in all subunits including home farm.....acres 1954...	27,134	10,034	40	17,060
57 1950...	24,015	8,331	(NA)	408	15,276
58 Owned by operator of multiple unit..acres 1954...	26,490	9,818	40	16,632
59 1950...	22,768	7,736	(NA)	408	14,624
60 Rented by operator of multiple unit.....acres 1954...	644	216	428
61 1950...	1,247	595	(NA)	...	652
62 Subunits not included in multiple units.....operators reporting 1954...	14	5	9
63 1950...	11	5	(NA)	...	6
64 number 1954...	15	5	10
65 1950...	12	5	(NA)	...	7
66 Share tenants.....number 1954...	7	3	4
67 1950...	3	3	(NA)
68 Other tenants, not croppers nor share tenants.....number 1954...	8	2	6
69 1950...	9	2	(NA)	...	7
70 Land in subunits not included in multiple units.....acres 1954...	160	90	70
1950...	338	132	(NA)	...	206

NA Not available.

Economic Area Table 4.—MULTIPLE-UNIT OPERATIONS, BY ACRES OF CROPLAND HARVESTED: CENSUSES OF 1954 AND 1950

Item (For definitions and explanations, see text)	Total	The State							
		Acres of cropland harvested							
		None	Under 20 acres	20 to 29 acres	30 to 49 acres	50 to 99 acres	100 to 199 acres	200 to 499 acres	500 acres and over
Multiple-unit operations.....number	1954... 18,041	31	1,812	1,888	3,672	4,829	2,733	1,877	1,199
	1950... 20,904	132	1,406	2,030	4,674	6,321	3,144	2,017	1,180
Subunits in multiple-unit operations.....total number	1954... 78,709	64	3,732	3,980	8,267	13,285	11,221	14,238	23,922
	1950... 97,256	329	2,931	4,309	10,446	17,598	13,730	17,801	30,112
Home farms.....number	1954... 17,507	28	1,760	1,806	3,526	4,692	2,656	1,842	1,197
	1950... 19,864	122	1,340	1,904	4,392	5,948	3,012	1,978	1,168
Cropper farms.....number	1954... 61,202	36	1,972	2,174	4,741	8,593	8,565	12,396	22,725
	1950... 77,392	207	1,591	2,405	6,054	11,650	10,718	15,823	28,944
Land in multiple-unit operations....total acres	1954... 7,252,208	5,855	232,048	254,355	646,758	1,262,156	1,242,227	1,482,397	2,126,412
	1950... 7,393,925	32,150	207,523	291,440	693,479	1,403,300	1,229,646	1,510,170	2,026,217
Home farms.....acres	1954... 6,161,609	5,110	206,858	217,238	549,962	1,069,239	1,058,437	1,261,212	1,793,553
	1950... 5,897,116	25,899	179,545	244,538	561,766	1,127,915	983,366	1,209,955	1,564,132
Cropper farms.....acres	1954... 1,090,599	745	25,190	37,117	96,796	192,917	183,790	221,185	332,859
	1950... 1,496,809	6,251	27,978	46,902	131,713	275,385	246,280	300,215	462,085
Cropland harvested.....total acres	1954... 2,691,677	...	22,818	46,095	142,988	338,316	378,376	583,195	1,179,889
	1949... 2,911,275	...	18,336	49,864	181,881	439,954	429,638	622,924	1,168,678
Corn harvested for grain.....multiple units reporting	1954... 16,342	...	1,518	1,746	3,480	4,544	2,481	1,582	991
	1949... 19,100	...	1,140	1,847	4,419	5,926	2,895	1,790	1,083
subunits reporting	1954... 45,505	...	2,028	2,754	6,345	10,247	7,645	7,656	8,830
	1949... 62,308	...	1,490	2,872	8,056	13,411	9,470	10,279	16,730
acres	1954... 513,466	...	10,567	20,309	59,948	122,473	100,370	92,621	107,178
	1949... 660,744	...	8,025	21,059	72,410	153,555	120,405	121,308	163,982
bushels	1954... 8,581,953	...	178,098	331,215	985,159	1,960,106	1,583,662	1,521,306	2,022,407
	1949... 13,412,760	...	162,764	419,027	1,456,509	3,009,441	2,350,942	2,486,971	3,527,106
Cotton harvested.....multiple units reporting	1954... 17,519	...	1,525	1,822	3,620	4,780	2,712	1,866	1,194
	1949... 19,977	...	1,066	1,892	4,533	6,207	3,105	1,997	1,177
subunits reporting	1954... 69,737	...	1,969	2,804	6,527	11,217	10,170	13,600	23,470
	1949... 86,378	...	1,371	2,943	8,412	15,188	12,268	16,700	29,496
acres	1954... 1,086,515	...	9,562	18,834	56,278	128,146	146,821	238,019	488,855
	1949... 1,545,325	...	8,020	22,264	81,564	203,663	210,576	340,231	679,007
bales	1954... 913,044	...	6,604	13,923	41,956	99,072	117,648	200,369	433,472
	1949... 970,838	...	3,737	10,267	38,787	99,674	114,749	211,493	492,131
Rice harvested.....multiple units reporting	1954... 92	2	5	21	64
	1949... 3	2	1
subunits reporting	1954... 94	2	5	21	66
	1949... 3	2	1
acres	1954... 26,545	30	439	3,118	22,958
	1949... 1,399	599	800
bushels	1954... 1,627,072	3,290	21,000	217,052	1,385,730
	1949... 73,500	33,500	40,000
Peanuts harvested for picking or threshing.....multiple units reporting	1954... 275	...	28	36	77	87	34	10	3
	1949... 365	...	21	43	102	133	43	22	1
subunits reporting	1954... 393	...	35	44	107	136	49	15	7
	1949... 471	...	25	50	112	173	67	42	2
acres	1954... 301	...	26	32	71	97	43	28	4
	1949... 449	...	30	49	102	163	56	49	(2)
pounds	1954... 93,824	...	9,141	7,893	20,701	33,526	10,186	10,797	1,580
	1949... 162,271	...	7,951	15,604	36,870	65,993	19,398	16,378	77
Horses and/or mules....multiple units reporting	1954... 14,178	8	1,410	1,539	2,987	3,854	2,014	1,392	974
	1950... 17,991	78	1,149	1,769	4,086	5,484	2,668	1,719	1,038
number	1954... 65,007	10	3,015	3,966	8,990	14,389	10,474	10,981	13,182
	1950... 104,656	269	3,059	5,358	13,961	25,036	17,321	18,037	21,615
Landlord-tenant operations containing multiple units:									
All subunits including home farm.....number	1954... 91,696	101	4,673	4,621	9,565	15,417	13,073	16,796	27,450
	1950... 117,511	447	4,020	5,477	12,476	21,308	17,365	21,534	34,884
Land in all subunits including home farm.....acres	1954... 7,734,120	8,933	264,090	277,973	702,867	1,346,480	1,315,961	1,582,184	2,235,632
	1950... 8,179,411	37,078	247,445	326,236	770,847	1,543,271	1,380,960	1,672,943	2,200,631
Owned by operator of multiple unit.....acres	1954... 6,036,358	6,818	248,360	247,632	612,107	1,108,317	1,030,486	1,140,185	1,642,453
	1950... 6,459,217	31,774	223,475	288,545	652,922	1,256,974	1,048,701	1,238,714	1,718,112
Rented by operator of multiple unit.....acres	1954... 1,697,762	2,115	15,730	30,341	90,760	238,163	285,475	441,999	593,179
	1950... 1,720,194	5,304	23,970	37,691	117,925	286,297	332,259	434,229	482,519
Subunits not included in multiple units.....operators reporting	1954... 4,691	14	535	391	709	1,087	754	671	530
	1950... 6,758	34	529	552	1,056	1,773	1,181	944	689
number	1954... 12,987	37	941	641	1,298	2,132	1,852	2,558	3,528
	1950... 20,255	118	1,089	1,168	2,030	3,710	3,635	4,772	3,733
Share tenants.....number	1954... 9,026	24	621	438	837	1,535	1,240	1,748	2,583
	1950... 13,363	87	638	706	1,324	2,306	2,385	2,465	3,452
Other tenants, not croppers nor share tenants.....number	1954... 3,961	13	320	203	461	597	612	810	945
	1950... 6,892	31	451	462	706	1,404	1,250	1,268	1,320
Land in subunits not included in multiple units.....acres	1954... 481,912	3,078	32,042	23,618	56,109	84,324	73,734	99,787	109,220
	1950... 785,486	4,928	39,922	34,796	77,368	139,971	151,314	162,773	174,414

Z Reported in small fractions.

MULTIPLE-UNIT OPERATIONS

Economic Area Table 4.—MULTIPLE-UNIT OPERATIONS, BY ACRES OF CROPLAND HARVESTED: CENSUSES OF 1954 AND 1950—Continued

Item (For definitions and explanations, see text)	Total	Area 1							
		Acres of cropland harvested							
		None	Under 20 acres	20 to 29 acres	30 to 49 acres	50 to 99 acres	100 to 199 acres	200 to 499 acres	500 acres and over
1 Multiple-unit operations.....number 1954...	4,277	3	103	169	434	820	824	997	927
2 1950...	5,259	22	124	237	635	1,251	1,001	1,083	906
3 Subunits in multiple-unit operations.....total number 1954...	35,044	8	213	368	1,029	2,349	3,641	7,922	19,514
4 1950...	46,767	83	279	512	1,488	3,861	5,045	10,652	24,847
5 Home farms.....number 1954...	4,038	2	80	135	380	763	784	969	925
6 1950...	4,929	18	94	202	577	1,132	948	1,060	898
7 Cropper farms.....number 1954...	31,006	6	133	233	649	1,586	2,857	6,953	18,589
8 1950...	41,838	65	185	310	911	2,729	4,097	9,592	23,949
9 Land in multiple-unit operations...total acres 1954...	2,357,320	497	5,387	9,587	31,443	105,475	204,059	516,913	1,483,959
10 1950...	2,455,972	4,231	10,118	15,618	43,098	149,265	237,359	562,063	1,434,220
11 Home farms.....acres 1954...	1,914,667	473	3,982	6,807	22,412	80,122	159,677	412,522	1,228,672
12 1950...	1,817,418	2,718	7,916	11,608	29,927	103,272	168,350	409,644	1,083,983
13 Cropper farms.....acres 1954...	442,653	24	1,405	2,780	9,031	25,353	44,382	104,391	255,287
14 1950...	638,554	1,513	2,202	4,010	13,171	45,993	69,009	152,419	350,237
15 Cropland harvested.....total acres 1954...	1,470,068	...	1,360	4,111	17,072	59,690	118,434	321,057	948,344
16 1949...	1,547,292	...	1,727	5,905	24,657	89,380	140,381	348,454	936,788
17 Corn harvested for grain.....multiple units reporting 1954...	3,201	...	45	99	311	626	631	751	738
18 1949...	4,179	...	47	166	482	958	814	890	822
19 subunits reporting 1954...	12,594	...	54	132	479	1,201	1,602	3,121	6,005
20 1949...	23,069	...	60	226	769	1,874	2,397	4,776	12,967
21 acres 1954...	116,116	...	189	560	2,664	8,209	12,211	23,578	68,705
22 1949...	189,565	...	187	1,084	4,238	13,358	18,979	40,890	110,829
23 bushels 1954...	2,073,299	...	2,315	7,171	33,363	109,542	165,898	382,566	1,372,444
24 1949...	4,142,027	...	4,354	22,095	82,870	256,762	363,254	901,308	2,511,384
25 Cotton harvested.....multiple units reporting 1954...	4,258	...	96	168	433	819	822	995	925
26 1949...	5,198	...	114	228	632	1,246	995	1,077	906
27 subunits reporting 1954...	33,963	...	144	318	934	2,216	3,471	7,693	19,187
28 1949...	45,217	...	189	441	1,368	3,648	4,765	10,286	24,520
29 acres 1954...	671,763	...	1,055	2,927	10,786	32,461	59,636	150,541	414,357
30 1949...	1,004,952	...	1,400	4,375	17,844	63,372	97,351	233,817	586,793
31 bales 1954...	579,809	...	826	2,376	8,571	26,404	48,603	126,534	366,495
32 1949...	704,762	...	817	2,853	11,081	39,226	61,892	155,916	432,977
33 Rice harvested.....multiple units reporting 1954...	88	2	5	21	60
34 1949...	3	2	1
35 subunits reporting 1954...	90	2	5	21	62
36 1949...	3	2	1
37 acres 1954...	25,790	30	439	3,118	22,203
38 1949...	1,399	599	800
39 bushels 1954...	1,578,072	3,290	21,000	217,052	1,336,730
40 1949...	73,500	33,500	40,000
41 Peanuts harvested for picking or threshing.....multiple units reporting 1954...
42 1949...	6	4	2
43 subunits reporting 1954...
44 1949...	7	5	2
45 acres 1954...
46 1949...	7	3	4
47 pounds 1954...
48 1949...	3,635	1,435	2,200
49 Horses and/or mules....multiple units reporting 1954...	2,315	...	39	77	176	348	362	590	723
50 1950...	3,731	9	63	153	403	808	679	836	780
51 number 1954...	12,801	...	70	174	404	862	1,012	2,408	7,871
52 1950...	27,120	25	145	375	1,119	2,608	2,812	5,742	14,294
53 Landlord-tenant operations containing multiple units:									
54 All subunits including home farm.....number 1954...	38,515	8	241	407	1,146	2,550	3,972	8,569	21,622
55 1950...	52,503	120	355	575	1,650	4,333	5,638	11,890	27,942
56 Land in all subunits including home farm.....acres 1954...	2,501,238	497	9,305	11,832	40,195	113,862	221,322	546,760	1,597,465
57 1950...	2,686,573	5,282	13,515	17,497	48,695	165,977	263,912	620,340	1,551,355
58 Owned by operator of multiple unit..acres 1954...	1,748,964	497	8,544	9,173	29,586	73,581	139,565	353,557	1,134,461
59 1950...	1,933,998	3,660	11,255	12,583	33,092	105,302	157,204	415,428	1,195,474
60 Rented by operator of multiple unit.....acres 1954...	752,274	...	761	2,659	10,609	40,281	81,757	193,203	423,004
61 1950...	752,575	1,622	2,260	4,914	15,603	60,675	106,708	204,912	355,881
62 Subunits not included in multiple units.....operators reporting 1954...	1,036	...	16	28	61	128	159	271	373
63 1950...	1,623	4	29	37	90	261	273	420	509
64 number 1954...	3,471	...	28	39	117	201	331	647	2,108
65 1950...	5,736	37	76	63	162	472	593	1,238	3,095
66 Share tenants.....number 1954...	2,189	...	18	21	38	118	184	344	1,466
67 1950...	3,685	29	34	38	67	257	339	765	2,156
68 Other tenants, not croppers nor share tenants.....number 1954...	1,282	...	10	18	79	83	147	303	642
69 1950...	2,051	8	42	25	95	215	254	473	939
70 Land in subunits not included in multiple units.....acres 1954...	143,918	...	3,918	2,245	8,752	8,387	17,263	29,847	73,506
1950...	230,601	1,051	3,397	1,879	5,597	16,712	26,553	58,277	117,135

Economic Area Table 4.—MULTIPLE-UNIT OPERATIONS, BY ACRES OF CROPLAND HARVESTED: CENSUSES OF 1954 AND 1950—Continued

Item (For definitions and explanations, see text)	Total	Area 2							
		Acres of cropland harvested							
		None	Under 20 acres	20 to 29 acres	30 to 49 acres	50 to 99 acres	100 to 199 acres	200 to 499 acres	500 acres and over
Multiple-unit operations.....number 1954...	3,349	6	263	345	615	913	623	406	178
1950...	4,136	37	290	382	907	1,241	689	429	161
Subunits in multiple-unit operations.....total number 1954...	14,857	12	544	733	1,440	2,757	2,876	3,399	3,096
1950...	17,973	87	609	827	2,126	3,720	3,261	3,882	3,461
Home farms.....number 1954...	3,213	5	254	324	572	876	603	401	178
1950...	3,855	34	279	343	819	1,145	658	420	157
Cropper farms.....number 1954...	11,644	7	290	409	868	1,881	2,273	2,998	2,918
1950...	14,118	53	330	484	1,307	2,575	2,603	3,462	3,304
Land in multiple-unit operations....total acres 1954...	1,583,079	751	33,360	44,599	107,139	260,633	321,711	421,802	393,084
1950...	1,660,565	10,008	43,837	58,244	142,781	328,841	349,022	425,451	302,381
Home farms.....acres 1954...	1,360,784	597	29,585	36,995	90,036	221,249	274,658	363,941	343,723
1950...	1,354,206	8,328	37,349	49,107	114,682	269,876	286,959	353,434	234,471
Cropper farms.....acres 1954...	222,295	154	3,775	7,604	17,103	39,384	47,053	57,861	49,361
1950...	306,359	1,680	6,488	9,137	28,099	58,965	62,063	72,017	67,910
Cropland harvested.....total acres 1954...	464,612	...	3,370	8,445	23,972	64,452	86,180	126,382	151,811
1949...	493,081	...	3,800	9,405	35,392	86,566	95,640	129,627	132,651
Corn harvested for grain.....multiple units reporting 1954...	3,116	...	201	318	583	873	593	380	168
1949...	3,837	...	225	334	857	1,199	661	411	150
subunits reporting 1954...	10,232	...	261	495	1,102	2,133	2,104	2,311	1,826
1949...	12,722	...	275	515	1,588	2,862	2,464	2,759	2,259
acres 1954...	116,871	...	1,153	3,025	8,650	22,262	25,408	31,073	25,300
1949...	142,238	...	1,454	3,291	12,447	29,285	30,160	34,854	30,747
bushels 1954...	1,692,298	...	12,617	33,987	96,001	283,253	345,283	494,082	427,075
1949...	2,626,564	...	26,005	57,013	207,698	484,625	570,646	678,360	602,217
Cotton harvested.....multiple units reporting 1954...	3,304	...	243	337	609	910	622	406	177
1949...	3,994	...	242	368	889	1,221	686	428	160
subunits reporting 1954...	13,514	...	344	577	1,220	2,433	2,655	3,256	3,029
1949...	15,657	...	311	614	1,768	3,299	2,858	3,512	3,295
acres 1954...	183,499	...	1,858	4,205	11,343	27,163	35,833	48,794	54,303
1949...	231,491	...	2,018	5,073	17,694	41,479	41,990	59,269	63,968
bales 1954...	164,830	...	1,417	3,501	9,332	23,324	31,090	44,541	51,625
1949...	128,073	...	935	2,152	7,385	18,045	20,617	33,268	45,671
Rice harvested.....multiple units reporting 1954...	4	4
1949...
subunits reporting 1954...	4	4
1949...
acres 1954...	755	755
1949...
bushels 1954...	49,000	49,000
1949...
Peanuts harvested for picking or threshing.....multiple units reporting 1954...	35	...	1	1	5	18	3	4	3
1949...	62	...	2	3	15	31	8	3	...
subunits reporting 1954...	77	...	2	4	12	33	11	8	7
1949...	75	...	2	3	17	40	9	4	...
acres 1954...	48	...	1	1	6	27	4	5	4
1949...	60	...	1	3	14	28	9	5	...
pounds 1954...	16,769	...	1,094	1,410	2,298	7,868	1,502	1,017	1,580
1949...	16,655	...	240	430	2,987	10,006	1,532	1,460	...
Horses and/or mules....multiple units reporting 1954...	2,878	2	213	291	531	791	524	364	162
1950...	3,681	18	236	326	803	1,122	621	404	151
number 1954...	17,552	3	564	880	1,959	3,567	3,236	4,155	3,188
1950...	26,870	67	677	1,156	3,246	6,513	5,249	6,020	3,942
Landlord-tenant operations containing multiple units:									
All subunits including home farm.....number 1954...	18,294	17	722	842	1,728	3,281	3,369	4,315	4,020
1950...	24,014	103	879	1,196	2,757	4,947	4,702	5,241	4,189
Land in all subunits including home farm.....acres 1954...	1,701,333	1,541	39,074	50,240	121,058	282,605	339,842	454,824	412,149
1950...	1,914,462	11,194	56,925	68,524	173,992	378,117	412,567	478,207	334,936
Owned by operator of multiple unit..acres 1954...	1,222,922	876	35,375	40,954	89,620	211,460	240,606	306,821	297,210
1950...	1,383,588	10,354	47,903	57,206	126,530	265,306	295,934	332,265	248,090
Rented by operator of multiple unit.....acres 1954...	478,411	665	3,699	9,286	31,438	71,145	99,236	148,003	114,939
1950...	530,874	840	9,022	11,318	47,462	112,811	116,633	145,942	86,846
Subunits not included in multiple units.....operators reporting 1954...	1,039	1	93	67	141	257	191	194	95
1950...	1,637	8	129	127	241	443	337	261	101
number 1954...	3,437	5	178	109	288	524	493	916	924
1950...	6,041	16	270	369	631	1,227	1,441	1,359	728
Share tenants.....number 1954...	2,482	2	128	84	195	372	344	632	725
1950...	3,952	8	165	242	443	740	881	919	554
Other tenants, not croppers nor share tenants.....number 1954...	955	3	50	25	93	152	149	284	199
1950...	2,089	8	105	127	188	487	560	440	174
Land in subunits not included in multiple units.....acres 1954...	118,254	790	5,714	5,641	13,919	21,972	18,131	33,022	19,065
1950...	253,897	1,186	13,088	10,280	31,211	49,276	63,545	52,756	32,555

MULTIPLE-UNIT OPERATIONS

Economic Area Table 4.—MULTIPLE-UNIT OPERATIONS, BY ACRES OF CROPLAND HARVESTED: CENSUSES OF 1954 AND 1950—Continued

Item (For definitions and explanations, see text)	Areas 3 and A									
	Total	Acres of cropland harvested								
		None	Under 20 acres	20 to 29 acres	30 to 49 acres	50 to 99 acres	100 to 199 acres	200 to 499 acres	500 acres and over	
1 Multiple-unit operations.....number 1954...	1,194	3	194	152	278	302	161	86	18	
2 1950...	1,412	11	199	230	337	354	180	89	12	
3 Subunits in multiple-unit operations.....total number 1954...	3,788	6	402	323	648	890	680	580	259	
4 1950...	4,597	24	415	502	790	1,076	789	634	367	
5 Home farms.....number 1954...	1,171	3	191	147	267	300	159	86	18	
6 1950...	1,360	10	198	221	315	340	175	89	12	
7 Cropper farms.....number 1954...	2,617	3	211	176	381	590	521	494	241	
8 1950...	3,237	14	217	281	475	736	614	545	355	
9 Land in multiple-unit operations....total acres 1954...	651,998	1,233	47,598	33,979	89,441	147,232	140,610	144,715	47,190	
10 1950...	682,411	3,479	54,447	65,230	85,201	141,969	125,703	153,572	52,810	
11 Home farms.....acres 1954...	602,473	1,226	45,346	31,393	82,328	135,648	129,751	134,266	42,515	
12 1950...	608,540	3,063	50,778	59,690	75,035	126,302	110,433	141,575	41,664	
13 Cropper farms.....acres 1954...	49,525	7	2,252	2,586	7,113	11,584	10,859	10,449	4,675	
14 1950...	73,871	416	3,669	5,540	10,166	15,667	15,270	11,997	11,146	
15 Cropland harvested.....total acres 1954...	98,867	...	2,337	3,719	10,736	20,884	22,300	25,524	13,367	
16 1949...	108,677	...	2,470	5,591	13,010	24,290	25,197	26,224	11,895	
17 Corn harvested for grain.....multiple units reporting 1954...	1,138	...	168	146	273	296	155	84	16	
18 1949...	1,359	...	186	219	333	349	172	88	12	
19 subunits reporting 1954...	2,950	...	236	251	537	720	532	441	233	
20 1949...	3,658	...	256	360	659	901	655	522	305	
21 acres 1954...	32,442	...	1,155	1,780	4,984	8,295	6,973	6,637	2,618	
22 1949...	41,133	...	1,366	2,771	6,265	10,204	8,932	8,183	3,412	
23 bushels 1954...	649,032	...	21,409	34,812	99,377	175,928	130,708	146,244	40,554	
24 1949...	746,402	...	24,916	49,355	114,450	189,139	167,137	158,481	42,924	
25 Cotton harvested.....multiple units reporting 1954...	1,124	...	160	146	271	291	155	84	17	
26 1949...	1,217	...	117	192	308	329	171	88	12	
27 subunits reporting 1954...	2,906	...	203	212	468	681	566	528	248	
28 1949...	3,246	...	137	279	537	764	635	552	342	
29 acres 1954...	29,666	...	837	1,229	3,458	6,132	6,425	7,585	4,000	
30 1949...	34,737	...	691	1,741	4,531	8,004	7,834	8,071	3,865	
31 bales 1954...	22,326	...	562	881	2,501	4,543	4,712	5,881	3,246	
32 1949...	14,740	...	267	685	1,844	3,215	3,437	3,471	1,821	
33 Rice harvested.....multiple units reporting 1954...	
34 1949...	
35 subunits reporting 1954...	
36 1949...	
37 acres 1954...	
38 1949...	
39 bushels 1954...	
40 1949...	
41 Peanuts harvested for picking or threshing.....multiple units reporting 1954...	20	...	1	4	4	9	2	
42 1949...	22	...	3	2	7	6	2	1	1	
43 subunits reporting 1954...	37	...	3	5	10	17	2	
44 1949...	30	...	5	2	8	8	4	1	2	
45 acres 1954...	25	...	2	4	4	13	2	
46 1949...	17	...	2	2	4	6	2	1	(2)	
47 pounds 1954...	10,242	...	340	980	1,895	6,815	212	
48 1949...	6,744	...	475	440	1,592	3,280	480	400	77	
49 Horses and/or mules....multiple units reporting 1954...	1,087	1	167	131	255	279	157	80	17	
50 1950...	1,328	7	182	215	320	337	169	88	10	
51 number 1954...	5,586	2	388	373	873	1,256	1,103	978	613	
52 1950...	7,364	17	570	755	1,207	1,721	1,381	1,207	506	
53 Landlord-tenant operations containing multiple units: All subunits including home farm.....number 1954...	5,265	7	564	388	846	1,182	956	908	414	
54 1950...	6,492	45	622	637	977	1,396	1,170	1,020	625	
55 Land in all subunits including home farm.....acres 1954...	698,660	1,248	52,950	35,557	96,798	157,342	148,522	154,489	51,754	
56 1950...	739,041	3,905	59,194	69,084	152,073	139,719	127,520	163,892	61,299	
57 Owned by operator of multiple unit..acres 1954...	599,696	628	49,355	32,085	83,721	133,079	127,520	132,517	40,791	
58 1950...	646,290	2,244	53,341	62,498	76,285	130,377	118,394	144,998	58,153	
59 Rented by operator of multiple unit.....acres 1954...	98,964	620	3,595	3,472	13,077	24,263	21,002	21,972	10,963	
60 1950...	92,751	1,661	5,853	6,586	13,590	21,696	21,325	18,894	3,146	
61 Subunits not included in multiple units.....operators reporting 1954...	377	1	58	36	64	83	73	51	11	
62 1950...	501	5	65	59	83	119	102	59	9	
63 number 1954...	1,477	1	162	65	198	292	276	328	155	
64 1950...	1,895	21	207	135	187	320	381	386	258	
65 Share tenants.....number 1954...	998	...	89	32	123	218	186	233	117	
66 1950...	1,299	18	115	71	127	191	289	265	223	
67 Other tenants, not croppers nor share tenants.....number 1954...	479	1	73	33	75	74	90	95	38	
68 1950...	596	3	92	64	60	129	92	121	35	
69 Land in subunits not included in multiple units.....acres 1954...	46,662	15	5,352	1,578	7,357	10,110	7,912	9,774	4,564	
70 1950...	56,630	426	4,747	3,854	4,674	10,104	14,016	10,320	8,489	

Z Reported in small fractions.

Economic Area Table 4.—MULTIPLE-UNIT OPERATIONS, BY ACRES OF CROPLAND HARVESTED: CENSUSES OF 1954 AND 1950—Continued

Item (For definitions and explanations, see text)	Area 4								
	Total	Acres of cropland harvested							
		None	Under 20 acres	20 to 29 acres	30 to 49 acres	50 to 99 acres	100 to 199 acres	200 to 499 acres	500 acres and over
Multiple-unit operations.....number 1954...	1,997	6	181	198	457	712	326	106	11
1950...	2,155	11	169	190	615	777	290	94	9
Subunits in multiple-unit operations.....total number 1954...	5,468	12	370	410	981	1,744	1,085	689	177
1950...	5,688	23	343	400	1,299	1,899	1,001	576	147
Home farms.....number 1954...	1,953	6	178	193	444	696	321	104	11
1950...	2,062	11	164	183	584	740	279	92	9
Cropper farms.....number 1954...	3,515	6	192	217	537	1,048	764	585	166
1950...	3,626	12	179	217	715	1,159	722	484	138
Land in multiple-unit operations....total acres 1954...	554,869	824	24,284	28,783	80,061	161,273	129,792	107,370	22,482
1950...	515,955	4,341	21,874	27,900	91,146	161,812	106,424	83,336	19,122
Home farms.....acres 1954...	455,541	629	20,942	24,565	66,125	130,863	104,667	90,870	16,880
1950...	411,798	3,613	18,197	23,194	72,275	128,140	84,037	67,257	15,045
Cropper farms.....acres 1954...	99,328	195	3,342	4,218	13,936	30,410	25,125	16,500	5,602
1950...	104,197	728	3,677	4,706	18,871	33,672	22,387	16,079	4,077
Cropland harvested.....total acres 1954...	158,540	...	2,244	4,803	17,943	49,501	43,414	30,427	10,208
1949...	157,039	...	2,274	4,631	24,108	53,738	37,618	26,896	7,774
Corn harvested for grain.....multiple units reporting 1954...	1,943	...	162	191	454	704	321	101	10
1949...	2,072	...	139	180	600	769	283	92	9
subunits reporting 1954...	4,378	...	204	286	796	1,507	922	521	142
1949...	4,632	...	175	277	1,054	1,665	842	492	127
acres 1954...	60,973	...	1,121	2,193	8,140	21,287	16,588	9,430	2,214
1949...	60,228	...	912	1,944	9,659	20,867	13,633	9,781	3,432
bushels 1954...	908,135	...	18,322	33,281	130,628	332,100	246,168	120,261	27,375
1949...	1,413,820	...	24,443	51,086	250,636	505,736	302,972	217,596	61,351
Cotton harvested.....multiple units reporting 1954...	1,948	...	152	191	450	712	326	106	11
1949...	2,103	...	151	181	607	774	288	93	9
subunits reporting 1954...	4,471	...	182	276	765	1,477	969	630	172
1949...	4,823	...	200	278	1,074	1,693	903	534	141
acres 1954...	51,155	...	879	1,807	6,315	16,315	13,328	9,916	2,595
1949...	63,492	...	1,103	2,006	10,085	21,926	15,015	10,212	3,145
bales 1954...	39,079	...	579	1,272	4,690	12,508	10,329	7,680	2,021
1949...	34,943	...	594	989	5,507	11,506	8,320	5,907	2,120
Rice harvested.....multiple units reporting 1954...
1949...
subunits reporting 1954...
1949...
acres 1954...
1949...
bushels 1954...
1949...
Peanuts harvested for picking or threshing.....multiple units reporting 1954...	43	...	4	12	10	11	5	1	...
1949...	35	...	1	2	14	14	4
subunits reporting 1954...	53	...	4	14	11	18	5	1	...
1949...	38	...	1	2	14	17	4
acres 1954...	54	...	5	13	12	17	6	1	...
1949...	40	...	(2)	3	17	17	3
pounds 1954...	11,677	...	994	2,675	2,326	3,432	1,800	490	...
1949...	12,101	...	10	270	4,200	7,141	480
Horses and/or mules....multiple units reporting 1954...	1,580	1	130	146	357	579	263	94	10
1950...	1,936	8	141	172	556	692	272	87	8
number 1954...	5,645	1	272	366	1,017	1,843	1,219	781	146
1950...	8,884	43	422	543	1,963	3,004	1,698	1,032	179
Landlord-tenant operations containing multiple units:									
All subunits including home farm.....number 1954...	6,628	28	490	507	1,166	2,075	1,326	827	209
1950...	7,423	47	513	549	1,608	2,333	1,332	762	279
Land in all subunits including home farm.....acres 1954...	604,879	1,719	29,567	33,133	87,945	174,883	139,058	114,748	23,826
1950...	589,333	5,902	28,816	33,366	103,705	178,455	122,194	93,095	23,800
Owned by operator of multiple unit.....acres 1954...	518,062	1,129	28,582	30,190	79,498	150,713	115,511	92,018	20,421
1950...	506,647	5,416	27,536	29,916	93,673	154,474	99,069	74,619	21,944
Rented by operator of multiple unit.....acres 1954...	86,817	590	985	2,943	8,447	24,170	23,547	22,730	3,405
1950...	82,686	486	1,280	3,450	10,032	23,981	23,125	18,476	1,856
Subunits not included in multiple units.....operators reporting 1954...	557	3	75	45	105	190	96	39	4
1950...	775	5	86	74	183	246	119	55	7
number 1954...	1,160	16	120	97	185	331	241	138	32
1950...	1,735	24	170	149	309	434	331	186	132
Share tenants.....number 1954...	898	12	86	83	136	264	184	111	22
1950...	1,439	17	149	116	265	335	283	155	119
Other tenants, not croppers nor share tenants.....number 1954...	262	4	34	14	49	67	57	27	10
1950...	296	7	21	33	44	99	48	31	13
Land in subunits not included in multiple units.....acres 1954...	50,010	895	5,283	4,350	7,884	13,610	9,266	7,378	1,344
1950...	73,378	1,561	6,942	5,466	12,559	16,643	15,770	9,759	4,678

Z Reported in small fractions.

MULTIPLE-UNIT OPERATIONS

Economic Area Table 4.—MULTIPLE-UNIT OPERATIONS, BY ACRES OF CROPLAND HARVESTED: CENSUSES OF 1954 AND 1950—Continued

Item (For definitions and explanations, see text)	Area 5								
	Total	Acres of cropland harvested							
		None	Under 20 acres	20 to 29 acres	30 to 49 acres	50 to 99 acres	100 to 199 acres	200 to 499 acres	500 acres and over
1 Multiple-unit operations.....number 1954...	1,920	4	213	179	360	577	353	175	59
2 1950...	2,325	8	154	226	474	757	440	187	79
3 Subunits in multiple-unit operations.....total number 1954...	6,416	8	450	380	830	1,606	1,284	1,076	782
4 1950...	7,896	17	321	483	1,051	2,046	1,659	1,189	1,130
5 Home farms.....number 1954...	1,880	3	206	171	350	568	348	175	59
6 1950...	2,217	8	145	215	453	713	419	185	79
7 Cropper farms.....number 1954...	4,536	5	244	207	480	1,038	936	901	723
8 1950...	5,679	9	176	268	598	1,333	1,240	1,004	1,051
9 Land in multiple-unit operations....total acres 1954...	740,857	239	23,443	20,991	56,102	154,156	155,345	168,611	161,970
10 1950...	783,357	1,767	20,083	26,509	65,143	158,790	171,888	148,472	190,705
11 Home farms.....acres 1954...	643,821	193	20,328	17,887	46,781	129,186	132,708	150,694	146,044
12 1950...	645,473	1,193	17,430	20,660	53,057	124,772	137,593	122,032	168,736
13 Cropper farms.....acres 1954...	97,036	46	3,115	3,104	9,321	24,970	22,637	17,917	15,926
14 1950...	137,884	574	2,653	5,849	12,086	34,018	34,295	26,440	21,969
15 Cropland harvested.....total acres 1954...	213,720	...	2,638	4,331	14,189	41,274	48,516	50,734	52,038
16 1949...	263,214	...	2,012	5,524	18,495	53,093	59,011	55,088	69,991
17 Corn harvested for grain.....multiple units reporting 1954...	1,757	...	156	160	339	551	336	162	53
18 1949...	2,199	...	122	208	460	728	424	179	78
19 subunits reporting 1954...	4,673	...	213	251	611	1,269	1,007	776	546
20 1949...	6,371	...	166	333	842	1,723	1,386	986	935
21 acres 1954...	53,469	...	961	1,569	5,504	14,575	13,523	10,348	6,989
22 1949...	74,780	...	803	2,197	7,207	19,287	18,754	13,731	12,801
23 bushels 1954...	831,983	...	13,491	17,550	78,576	213,498	209,402	168,762	130,704
24 1949...	1,586,005	...	14,726	43,210	151,411	412,931	389,858	307,138	266,731
25 Cotton harvested.....multiple units reporting 1954...	1,849	...	179	168	352	571	348	172	59
26 1949...	2,217	...	126	214	464	728	427	180	78
27 subunits reporting 1954...	5,277	...	258	264	644	1,296	1,095	977	743
28 1949...	6,517	...	165	339	854	1,676	1,394	1,042	1,047
29 acres 1954...	61,205	...	1,198	1,746	5,188	14,135	13,806	12,902	12,230
30 1949...	86,418	...	906	2,373	7,529	19,664	21,955	15,308	18,683
31 bales 1954...	43,682	...	724	1,129	3,450	9,643	9,963	9,788	8,985
32 1949...	39,431	...	388	1,037	3,592	8,735	10,028	7,384	8,267
33 Rice harvested.....multiple units reporting 1954...
34 1949...
35 subunits reporting 1954...
36 1949...
37 acres 1954...
38 1949...
39 bushels 1954...
40 1949...
41 Peanuts harvested for picking or threshing.....multiple units reporting 1954...	35	...	8	2	5	7	10	3	...
42 1949...	70	...	5	10	15	18	12	10	...
43 subunits reporting 1954...	47	...	10	2	7	13	12	3	...
44 1949...	100	...	5	11	16	23	23	22	...
45 acres 1954...	43	...	8	2	6	9	15	3	...
46 1949...	101	...	5	9	23	20	16	28	...
47 pounds 1954...	8,676	...	1,682	255	724	2,828	2,157	1,030	...
48 1949...	33,536	...	1,570	2,751	11,363	4,666	6,418	6,768	...
49 Horses and/or mules....multiple units reporting 1954...	1,598	1	163	139	285	494	298	161	57
50 1950...	2,057	4	115	193	422	669	404	174	76
51 number 1954...	8,727	1	462	442	1,046	2,064	1,726	1,765	1,221
52 1950...	13,878	21	333	659	1,674	3,512	2,884	2,403	2,392
53 Landlord-tenant operations containing multiple units:									
54 All subunits including home farm.....number 1954...	8,142	11	566	474	983	1,920	1,617	1,487	1,084
55 1950...	10,389	23	476	647	1,326	2,511	2,203	1,559	1,644
56 Land in all subunits including home farm.....acres 1954...	803,645	439	27,937	23,178	64,805	165,744	167,007	182,247	172,288
57 1950...	865,448	2,157	24,768	32,328	74,221	175,645	194,406	160,749	201,174
58 Owned by operator of multiple unit..acres 1954...	650,717	439	26,290	20,187	56,877	133,032	133,719	148,438	131,735
59 1950...	715,946	1,860	21,862	26,371	65,472	147,383	152,652	130,223	170,123
60 Rented by operator of multiple unit.....acres 1954...	152,928	...	1,647	2,991	7,928	32,712	33,288	33,809	40,553
61 1950...	149,502	297	2,906	5,957	8,749	28,262	41,754	30,526	31,051
62 Subunits not included in multiple units.....operators reporting 1954...	615	2	70	54	92	146	131	75	45
63 1950...	883	2	79	74	142	241	187	102	56
64 number 1954...	1,726	3	116	94	153	314	333	411	302
65 1950...	2,493	6	155	164	275	465	544	370	514
66 Share tenants.....number 1954...	1,284	2	87	70	103	213	229	333	247
67 1950...	1,618	6	83	93	169	312	358	240	357
68 Other tenants, not croppers nor share tenants.....number 1954...	442	1	29	24	50	101	104	78	55
69 1950...	875	...	72	71	106	153	186	130	157
70 Land in subunits not included in multiple units.....acres 1954...	62,788	200	4,494	2,187	8,703	11,588	11,662	13,636	10,318
1950...	82,091	390	4,685	5,819	9,078	16,855	22,518	12,277	10,469

Economic Area Table 4.—MULTIPLE-UNIT OPERATIONS, BY ACRES OF CROPLAND HARVESTED: CENSUSES OF 1954 AND 1950—Continued

Item (For definitions and explanations, see text)	Area Ga									
	Total	Acres of cropland harvested								
		None	Under 20 acres	20 to 29 acres	30 to 49 acres	50 to 99 acres	100 to 199 acres	200 to 499 acres	500 acres and over	
Multiple-unit operations.....number 1954...	3,677	6	558	605	1,072	1,049	313	68	6	
1950...	3,901	31	314	541	1,203	1,330	382	92	8	
Subunits in multiple-unit operations.....total number 1954...	9,167	12	1,140	1,264	2,344	2,766	1,178	369	94	
1950...	10,044	71	644	1,114	2,605	3,464	1,403	632	111	
Home farms.....number 1954...	3,641	6	554	601	1,059	1,036	311	68	6	
1950...	3,789	30	304	527	1,164	1,291	376	89	8	
Cropper farms.....number 1954...	5,526	6	586	663	1,285	1,730	867	301	88	
1950...	6,255	41	340	587	1,441	2,173	1,027	543	103	
Land in multiple-unit operations....total acres 1954...	853,786	998	52,540	77,077	179,288	286,692	164,361	75,103	17,727	
1950...	844,310	6,621	33,050	65,340	170,517	300,378	160,980	89,738	17,686	
Home farms.....acres 1954...	729,999	698	45,940	65,129	151,198	243,720	140,302	67,293	15,719	
1950...	680,723	5,532	26,684	53,946	134,835	241,275	130,972	74,363	13,116	
Cropper farms.....acres 1954...	123,787	300	6,600	11,948	28,090	42,972	24,059	7,810	2,008	
1950...	163,587	1,089	6,366	11,394	35,682	59,103	30,008	15,375	4,570	
Cropland harvested.....total acres 1954...	199,003	...	7,125	14,877	41,484	71,204	41,442	18,750	4,121	
1949...	237,031	...	4,043	13,297	46,555	91,009	50,654	25,085	6,388	
Corn harvested for grain.....multiple units reporting 1954...	3,592	...	510	594	1,065	1,039	312	66	6	
1949...	3,786	...	279	522	1,191	1,316	380	91	7	
subunits reporting 1954...	7,423	...	672	956	1,970	2,384	1,048	315	78	
1949...	8,281	...	369	819	2,207	3,014	1,220	546	106	
acres 1954...	90,113	...	3,730	7,773	20,518	32,035	17,753	6,952	1,352	
1949...	103,972	...	2,095	6,703	22,177	40,498	20,831	9,626	2,042	
bushels 1954...	1,727,974	...	70,817	145,871	393,068	606,999	352,777	134,187	24,255	
1949...	1,915,916	...	43,421	132,864	441,709	752,607	377,772	146,719	20,824	
Cotton harvested.....multiple units reporting 1954...	3,556	...	482	594	1,063	1,036	309	67	5	
1949...	3,707	...	227	515	1,171	1,315	381	91	7	
subunits reporting 1954...	6,866	...	582	864	1,774	2,204	1,011	340	91	
1949...	7,791	...	264	723	2,026	2,878	1,227	567	106	
acres 1954...	65,513	...	2,696	5,337	14,081	23,292	13,061	5,676	1,370	
1949...	91,086	...	1,420	5,091	17,851	35,757	19,338	10,072	1,557	
bales 1954...	48,324	...	1,862	3,832	10,294	17,211	9,834	4,191	1,100	
1949...	35,848	...	535	1,922	6,956	13,910	7,743	4,092	690	
Rice harvested.....multiple units reporting 1954...	
1949...	
subunits reporting 1954...	
1949...	
acres 1954...	
1949...	
bushels 1954...	
1949...	
Peanuts harvested for picking or threshing.....multiple units reporting 1954...	93	...	6	8	40	30	9	
1949...	76	...	4	10	17	32	9	4	...	
subunits reporting 1954...	109	...	6	8	47	39	9	
1949...	98	...	5	13	18	43	14	5	...	
acres 1954...	55	...	2	2	26	19	6	
1949...	102	...	16	10	17	40	14	5	...	
pounds 1954...	23,907	...	2,977	816	8,806	8,323	2,985	
1949...	37,282	...	2,900	3,731	5,162	15,056	6,483	3,950	...	
Horses and/or mules....multiple units reporting 1954...	3,293	1	458	546	974	952	292	65	5	
1950...	3,682	25	275	511	1,123	1,288	365	87	8	
number 1954...	10,296	1	818	1,258	2,602	3,346	1,547	581	143	
1950...	14,403	71	629	1,339	3,360	5,405	2,357	1,046	196	
Landlord-tenant operations containing multiple units:										
All subunits including home farm.....number 1954...	10,308	19	1,327	1,440	2,578	3,095	1,312	436	101	
1950...	11,604	81	765	1,330	2,897	3,970	1,667	755	139	
Land in all subunits including home farm.....acres 1954...	890,178	1,059	56,771	83,158	185,487	299,722	168,293	77,538	18,150	
1950...	894,525	6,890	36,376	70,594	179,456	318,175	166,414	98,170	18,450	
Owned by operator of multiple unit..acres 1954...	799,454	1,059	53,407	76,779	173,537	266,696	148,017	62,124	17,835	
1950...	820,196	6,492	34,998	66,681	167,795	290,711	151,751	86,233	15,535	
Rented by operator of multiple unit.....acres 1954...	90,724	...	3,364	6,379	11,950	33,026	20,276	15,414	315	
1950...	74,329	398	1,378	3,913	11,661	27,464	14,663	11,937	2,915	
Subunits not included in multiple units.....operators reporting 1954...	729	5	135	116	169	200	76	26	2	
1950...	894	7	87	126	205	311	116	38	4	
number 1954...	1,141	7	187	176	234	329	134	67	7	
1950...	1,560	10	121	216	292	506	264	123	28	
Share tenants.....number 1954...	812	4	145	110	163	244	88	52	6	
1950...	936	8	55	102	165	325	175	79	27	
Other tenants, not croppers nor share tenants.....number 1954...	329	3	42	66	71	85	46	15	1	
1950...	624	2	66	114	127	181	89	44	1	
Land in subunits not included in multiple units.....acres 1954...	36,392	61	4,231	6,081	6,199	13,030	3,932	2,435	423	
1950...	50,215	269	3,326	5,254	8,939	17,797	5,434	8,432	764	

MULTIPLE-UNIT OPERATIONS

Economic Area Table 4.—MULTIPLE-UNIT OPERATIONS, BY ACRES OF CROPLAND HARVESTED: CENSUSES OF 1954 AND 1950—Continued

Item (For definitions and explanations, see text)	Area 6b									
	Total	Acres of cropland harvested								
		None	Under 20 acres	20 to 29 acres	30 to 49 acres	50 to 99 acres	100 to 199 acres	200 to 499 acres	500 acres and over	
1 Multiple-unit operations.....number 1954...	1,502	3	256	221	429	434	123	36	...	
2 1950...	1,617	12	141	202	479	581	156	41	5	
3 Subunits in multiple-unit operations.....total number 1954...	3,711	6	525	463	939	1,127	454	197	...	
4 1950...	4,077	24	289	427	1,038	1,462	556	232	49	
5 Home farms.....number 1954...	1,488	3	253	216	428	431	121	36	...	
6 1950...	1,557	11	141	193	457	558	151	41	5	
7 Cropper farms.....number 1954...	2,223	3	272	247	511	696	333	161	...	
8 1950...	2,520	13	148	234	581	904	405	191	44	
9 Land in multiple-unit operations...total acres 1954...	483,325	1,313	39,389	37,143	98,735	139,222	122,935	44,588	...	
10 1950...	427,678	1,703	19,542	30,566	90,829	155,432	73,592	46,721	9,293	
11 Home farms.....acres 1954...	431,296	1,294	35,846	32,705	87,330	121,833	113,912	38,376	...	
12 1950...	359,509	1,452	17,100	25,078	77,962	128,948	60,729	41,123	7,117	
13 Cropper farms.....acres 1954...	52,029	19	3,543	4,438	11,405	17,389	9,023	6,212	...	
14 1950...	68,169	251	2,442	5,488	12,867	26,484	12,863	5,598	2,176	
15 Cropland harvested.....total acres 1954...	81,353	...	3,260	5,355	16,571	29,823	16,754	9,590	...	
16 1949...	99,991	...	1,814	4,978	18,733	39,845	20,401	11,029	3,191	
17 Corn harvested for grain.....multiple units reporting 1954...	1,476	...	238	219	428	433	123	35	...	
18 1949...	1,577	...	129	197	474	579	155	38	5	
19 subunits reporting 1954...	3,072	...	341	354	808	993	410	166	...	
20 1949...	3,429	...	171	314	903	1,319	494	197	31	
21 acres 1954...	41,042	...	1,951	3,117	8,892	15,238	7,513	4,331	...	
22 1949...	46,561	...	1,061	2,760	9,984	19,154	8,790	4,093	719	
23 bushels 1954...	645,633	...	32,338	51,322	141,032	225,611	124,656	70,674	...	
24 1949...	936,132	...	21,909	57,244	198,173	389,711	173,051	74,369	21,675	
25 Cotton harvested.....multiple units reporting 1954...	1,410	...	197	209	419	429	122	34	...	
26 1949...	1,483	...	88	181	446	570	153	40	5	
27 subunits reporting 1954...	2,662	...	237	284	686	892	389	174	...	
28 1949...	3,042	...	104	254	762	1,191	479	207	45	
29 acres 1954...	22,947	...	963	1,525	4,885	8,443	4,604	2,527	...	
30 1949...	32,398	...	479	1,522	5,855	13,052	7,012	3,482	996	
31 bales 1954...	14,380	...	576	892	2,950	5,245	3,023	1,694	...	
32 1949...	12,649	...	200	592	2,335	4,828	2,654	1,455	585	
33 Rice harvested..... multiple units reporting 1954...	
34 1949...	
35 subunits reporting 1954...	
36 1949...	
37 acres 1954...	
38 1949...	
39 bushels 1954...	
40 1949...	
41 Peanuts harvested for picking or threshing.....multiple units reporting 1954...	46	...	7	9	13	11	5	1	...	
42 1949...	90	...	6	13	30	29	8	4	...	
43 subunits reporting 1954...	67	...	9	11	20	15	10	2	...	
44 1949...	118	...	7	16	34	38	13	10	...	
45 acres 1954...	56	...	7	10	17	11	10	1	...	
46 1949...	111	...	6	21	24	38	12	10	...	
47 pounds 1954...	13,953	...	1,754	1,757	4,652	3,960	1,530	300	...	
48 1949...	41,593	...	2,756	4,557	10,131	16,344	4,005	3,800	...	
49 Horses and/or mules....multiple units reporting 1954...	1,347	2	207	199	391	399	114	35	...	
50 1950...	1,501	7	125	184	440	547	152	41	5	
51 number 1954...	4,261	2	385	457	1,060	1,434	624	299	...	
52 1950...	5,953	25	256	499	1,356	2,207	919	585	106	
53 Landlord-tenant operations containing multiple units:										
54 All subunits including home farm.....number 1954...	4,271	11	667	523	1,061	1,265	497	247	...	
55 1950...	4,860	28	375	499	1,209	1,745	636	302	66	
56 Land in all subunits including home farm.....acres 1954...	507,053	2,430	42,386	38,678	102,012	144,817	128,502	48,228	...	
57 1950...	466,014	1,748	23,229	32,810	96,032	167,945	77,040	57,593	9,617	
58 Owned by operator of multiple unit...acres 1954...	470,053	2,190	40,792	36,233	94,720	132,455	122,223	41,440	...	
59 1950...	429,784	1,748	22,044	31,319	85,387	156,778	69,334	54,381	8,793	
60 Rented by operator of multiple unit.....acres 1954...	37,000	240	1,594	2,445	7,292	12,362	6,279	6,788	...	
61 1950...	36,230	...	1,185	1,491	10,645	11,167	7,706	3,212	824	
62 Subunits not included in multiple units.....operators reporting 1954...	324	2	81	44	76	80	27	14	...	
63 1950...	434	3	51	55	109	149	46	18	3	
64 number 1954...	560	5	142	60	122	138	43	50	...	
65 1950...	783	4	86	72	171	283	80	70	17	
66 Share tenants.....number 1954...	356	4	65	38	78	104	25	42	...	
67 1950...	431	1	37	44	88	144	59	42	16	
68 Other tenants, not croppers nor share tenants.....number 1954...	204	1	77	22	44	34	18	8	...	
69 1950...	352	3	49	28	83	139	21	28	1	
70 Land in subunits not included in multiple units.....acres 1954...	23,728	1,117	2,997	1,535	3,277	5,595	5,567	3,640	...	
71 1950...	38,336	45	3,687	2,244	5,203	12,513	3,448	10,872	324	

Economic Area Table 4.—MULTIPLE-UNIT OPERATIONS, BY ACRES OF CROPLAND HARVESTED: CENSUSES OF 1954 AND 1950—Continued

Item (For definitions and explanations, see text)	Areas 7 and 8								
	Total	Acres of cropland harvested							
		None	Under 20 acres	20 to 29 acres	30 to 49 acres	50 to 99 acres	100 to 199 acres	200 to 499 acres	500 acres and over
1 Multiple-unit operations.....number 1954...	125	...	44	19	27	22	10	3	...
2 1950...	99	...	15	22	24	30	6	2	...
3 Subunits in multiple-unit operations.....total number 1954...	258	...	88	39	56	46	23	6	...
4 1950...	214	...	31	44	49	70	16	4	...
5 Home farms.....number 1954...	123	...	44	19	26	22	9	3	...
6 1950...	95	...	15	20	23	29	6	2	...
7 Cropper farms.....number 1954...	135	...	44	20	30	24	14	3	...
8 1950...	119	...	16	24	26	41	10	2	...
9 Land in multiple-unit operations....total acres 1954...	26,974	...	6,047	2,196	4,549	7,473	3,414	3,295	...
10 1950...	23,677	...	4,572	2,033	4,764	6,813	4,678	817	...
11 Home farms.....acres 1954...	23,028	...	4,889	1,757	3,752	6,618	2,762	3,250	...
12 1950...	19,489	...	4,091	1,255	3,993	5,330	4,293	527	...
13 Cropper farms.....acres 1954...	3,946	...	1,158	439	797	855	652	45	...
14 1950...	4,188	...	481	778	771	1,483	385	290	...
15 Cropland harvested.....total acres 1954...	5,514	...	484	454	1,021	1,488	1,336	731	...
16 1949...	4,950	...	196	533	931	2,033	736	521	...
17 Corn harvested for grain.....multiple units reporting 1954...	119	...	38	19	27	22	10	3	...
18 1949...	91	...	13	21	22	28	6	1	...
19 subunits reporting 1954...	183	...	47	29	42	40	20	5	...
20 1949...	146	...	18	28	34	53	12	1	...
21 acres 1954...	2,440	...	307	292	596	572	401	272	...
22 1949...	2,267	...	147	309	433	902	326	150	...
23 bushels 1954...	53,599	...	6,789	7,221	13,114	13,175	8,770	4,530	...
24 1949...	45,894	...	2,990	6,160	9,562	17,930	6,252	3,000	...
25 Cotton harvested.....multiple units reporting 1954...	70	...	16	9	23	12	8	2	...
26 1949...	58	...	1	13	16	24	4
27 subunits reporting 1954...	98	...	19	9	36	18	14	2	...
28 1949...	85	...	1	15	23	39	7
29 acres 1954...	767	...	76	58	222	205	128	78	...
30 1949...	751	...	3	83	175	409	81
31 bales 1954...	614	...	58	40	168	194	94	60	...
32 1949...	392	...	1	37	87	209	58
33 Rice harvested.....multiple units reporting 1954...
34 1949...
35 subunits reporting 1954...
36 1949...
37 acres 1954...
38 1949...
39 bushels 1954...
40 1949...
41 Peanuts harvested for picking or threshing.....multiple units reporting 1954...	3	...	1	1	...	1	...
42 1949...	4	3	...	1
43 subunits reporting 1954...	3	...	1	1	...	1	...
44 1949...	5	3	...	2
45 acres 1954...	20	...	1	1	...	18	...
46 1949...	11	1	...	10
47 pounds 1954...	8,600	...	300	300	...	8,000	...
48 1949...	10,725	3,425	...	7,300
49 Horses and/or mules....multiple units reporting 1954...	80	...	33	10	18	12	4	3	...
50 1950...	75	...	12	15	19	21	6	2	...
51 number 1954...	139	...	56	16	29	17	7	14	...
52 1950...	184	...	27	32	36	66	21	2	...
53 Landlord-tenant operations containing multiple units: All subunits including home farm.....number 1954...	273	...	96	40	57	49	24	7	...
54 1950...	226	...	35	44	52	73	17	5	...
55 Land in all subunits including home farm.....acres 1954...	27,134	...	6,100	2,197	4,567	7,505	3,415	3,350	...
56 1950...	24,015	...	4,622	2,033	4,871	6,884	4,708	897	...
57 Owned by operator of multiple unit..acres 1954...	26,490	...	6,015	2,031	4,548	7,301	3,325	3,270	...
58 1950...	22,768	...	4,536	1,971	4,688	6,643	4,363	567	...
59 Rented by operator of multiple unit.....acres 1954...	644	...	85	166	19	204	90	80	...
60 1950...	1,247	...	86	62	183	241	345	330	...
61 Subunits not included in multiple units.....operators reporting 1954...	14	...	7	1	1	3	1	1	...
62 1950...	11	...	3	...	3	3	1	1	...
63 number 1954...	15	...	8	1	1	3	1	1	...
64 1950...	12	...	4	...	3	3	1	1	...
65 Share tenants.....number 1954...	7	...	3	...	1	2	...	1	...
66 1950...	3	2	1
67 Other tenants, not croppers nor share tenants.....number 1954...	8	...	5	1	...	1	1
68 1950...	9	...	4	...	3	1	...	1	...
69 Land in subunits not included in multiple units.....acres 1954...	160	...	53	1	18	32	1	55	...
70 1950...	338	...	50	...	107	71	30	80	...

MULTIPLE-UNIT OPERATIONS

Economic Area Table 5.—MULTIPLE-UNIT OPERATIONS, BY NUMBER OF SUBUNITS: CENSUSES OF 1954 AND 1950

Item (For definitions and explanations, see text)	The State						
	Total	Number of subunits					
		2	3	4	5 to 9	10 to 19	20 and over
1 Multiple-unit operations.....number 1954...	18,041	9,694	3,208	1,466	2,221	954	498
2 1950...	20,904	10,978	3,839	1,706	2,543	1,106	732
3 Subunits in multiple-unit operations.....total number 1954...	78,709	19,388	9,624	5,864	14,143	12,730	16,960
4 1950...	97,256	21,956	11,517	6,824	16,160	14,980	25,819
5 Home farms.....number 1954...	17,507	9,420	3,131	1,412	2,139	916	489
6 1950...	19,864	10,435	3,649	1,613	2,395	1,061	711
7 Cropper farms.....number 1954...	61,202	9,968	6,493	4,452	12,004	11,814	16,471
8 1950...	77,392	11,521	7,868	5,211	13,765	13,919	25,108
9 Land in multiple-unit operations...total acres 1954...	7,252,208	2,012,772	971,614	640,365	1,462,173	1,072,017	1,093,267
10 1950...	7,393,925	1,935,945	1,067,698	592,009	1,379,558	1,048,918	1,369,797
11 Home farms.....acres 1954...	6,161,609	1,781,547	834,273	552,620	1,241,664	881,058	870,447
12 1950...	5,897,116	1,637,144	883,394	472,732	1,095,744	811,181	996,921
13 Cropper farms.....acres 1954...	1,090,599	231,225	137,341	87,745	220,509	190,959	222,820
14 1950...	1,496,809	298,801	184,304	119,277	283,814	237,737	372,876
15 Cropland harvested.....total acres 1954...	2,691,677	516,961	292,464	199,841	564,048	509,789	608,574
16 1949...	2,911,275	548,430	323,215	199,119	547,182	501,737	791,592
17 Corn harvested for grain.....multiple units reporting 1954...	16,342	8,838	2,966	1,337	1,948	805	448
18 1949...	19,100	10,077	3,561	1,539	2,243	996	684
19 subunits reporting 1954...	45,505	14,219	7,050	4,083	8,142	5,527	6,484
20 1949...	62,308	16,750	8,413	4,756	9,989	7,862	14,538
21 acres 1954...	513,466	169,210	81,907	48,497	93,363	57,795	62,694
22 1949...	660,744	191,161	100,573	55,611	114,477	81,875	117,047
23 bushels 1954...	8,581,953	2,793,197	1,309,268	785,814	1,520,324	992,026	1,181,324
24 1949...	13,412,760	3,785,021	1,990,732	1,099,598	2,236,968	1,718,142	2,582,339
25 Cotton harvested.....multiple units reporting 1954...	17,519	9,218	3,179	1,454	2,217	953	498
26 1949...	19,977	10,198	3,747	1,675	2,524	1,101	732
27 subunits reporting 1954...	69,757	14,487	7,970	5,098	13,158	12,345	16,699
28 1949...	86,378	16,880	9,440	5,789	14,725	14,259	25,285
29 acres 1954...	1,086,515	176,332	105,270	76,370	227,696	220,630	280,217
30 1949...	1,545,325	227,607	148,228	96,756	294,196	295,454	483,084
31 bales 1954...	913,044	134,171	82,040	61,900	190,111	191,173	253,649
32 1949...	970,838	107,235	74,831	50,778	171,346	196,137	370,511
33 Rice harvested.....multiple units reporting 1954...	92	13	9	4	28	19	19
34 1949...	3	3
35 subunits reporting 1954...	94	14	9	4	28	20	19
36 1949...	3	3
37 acres 1954...	26,545	2,524	2,938	1,069	7,660	5,518	6,836
38 1949...	1,399	1,399
39 bushels 1954...	1,627,072	195,594	180,500	51,846	475,346	328,610	395,176
40 1949...	73,500	73,500
41 Peanuts harvested for picking or threshing.....multiple units reporting 1954...	275	182	54	16	18	3	2
42 1949...	365	236	66	33	25	3	2
43 subunits reporting 1954...	393	235	84	31	32	9	2
44 1949...	471	273	84	51	56	4	3
45 acres 1954...	301	200	51	19	25	4	2
46 1949...	449	272	86	44	43	4	(2)
47 pounds 1954...	93,824	64,035	18,655	5,019	4,035	1,650	430
48 1949...	162,271	98,684	32,491	11,101	18,868	800	327
49 Horses and/or mules...multiple units reporting 1954...	14,178	7,576	2,553	1,153	1,698	768	430
50 1950...	17,991	9,435	3,348	1,449	2,154	951	654
51 number 1954...	65,007	21,926	10,192	5,679	11,405	7,355	8,450
52 1950...	104,656	32,407	15,965	9,088	18,262	12,141	16,793
53 Landlord-tenant operations containing multiple units: All subunits including home farm.....number 1954...	91,696	23,698	11,336	6,890	16,422	14,659	18,691
54 1950...	117,511	28,046	14,305	8,508	19,839	17,728	29,085
55 Land in all subunits including home farm.....acres 1954...	7,734,120	2,161,797	1,038,928	680,865	1,566,367	1,144,471	1,141,732
56 1950...	8,179,411	2,146,046	1,175,650	667,993	1,547,823	1,140,252	1,501,647
57 Owned by operator of multiple unit..acres 1954...	6,036,358	1,804,606	837,789	536,994	1,169,755	843,820	843,394
58 1950...	6,459,217	1,789,125	951,445	525,381	1,158,942	849,973	1,184,351
59 Rented by operator of multiple unit.....acres 1954...	1,697,762	397,151	201,139	143,871	396,612	300,651	298,338
60 1950...	1,720,194	356,921	224,205	142,612	388,881	290,279	317,296
61 Subunits not included in multiple units.....operators reporting 1954...	4,691	2,125	789	428	725	378	246
62 1950...	6,758	2,931	1,195	590	1,023	582	437
63 number 1954...	12,987	4,310	1,712	1,026	2,279	1,929	1,731
64 1950...	20,255	6,090	2,788	1,684	3,679	2,748	3,266
65 Share tenants.....number 1954...	9,026	3,007	1,177	724	1,552	1,354	1,212
66 1950...	13,363	3,902	1,738	1,095	2,367	1,815	2,446
67 Other tenants, not croppers nor share tenants.....number 1954...	3,961	1,303	535	302	727	575	519
68 1950...	6,892	2,188	1,050	589	1,312	933	820
69 Land in subunits not included in multiple units.....acres 1954...	481,912	148,985	67,314	40,500	104,194	72,454	48,465
70 1950...	785,486	210,101	107,952	75,984	168,265	91,334	131,850

Z Reported in small fractions.

Economic Area Table 5.—MULTIPLE-UNIT OPERATIONS, BY NUMBER OF SUBUNITS: CENSUSES OF 1954 AND 1950—Continued

Item (For definitions and explanations, see text)		Area 1						
		Total	Number of subunits					
			2	3	4	5 to 9	10 to 19	20 and over
1	Multiple-unit operations.....number 1954...	4,277	1,233	651	403	968	617	405
2	1950...	5,259	1,517	776	495	1,128	735	608
3	Subunits in multiple-unit operations.....total number 1954...	35,044	2,466	1,953	1,612	6,373	8,406	14,234
4	1950...	46,767	3,034	2,328	1,980	7,444	10,168	21,813
5	Home farms.....number 1954...	4,038	1,133	626	376	919	588	396
6	1950...	4,929	1,398	724	461	1,050	705	591
7	Cropper farms.....number 1954...	31,006	1,333	1,327	1,236	5,454	7,818	13,838
8	1950...	41,838	1,636	1,604	1,519	6,394	9,463	21,222
9	Land in multiple-unit operations....total acres 1954...	2,357,320	209,918	152,908	133,806	488,497	558,046	814,145
10	1950...	2,455,972	176,377	133,044	103,479	437,485	558,628	1,046,959
11	Home farms.....acres 1954...	1,914,667	179,971	132,788	114,830	405,118	444,552	637,408
12	1950...	1,817,418	143,981	105,691	76,969	331,965	416,334	742,478
13	Cropper farms.....acres 1954...	442,653	29,947	20,120	18,976	83,379	113,494	176,737
14	1950...	638,554	32,396	27,353	26,510	105,520	142,294	304,481
15	Cropland harvested.....total acres 1954...	1,470,068	125,779	91,567	76,915	306,907	356,384	512,516
16	1949...	1,547,292	100,813	79,542	63,495	275,265	349,134	679,043
17	Corn harvested for grain.....multiple units reporting 1954...	3,201	834	480	301	745	482	359
18	1949...	4,179	1,122	609	370	875	639	564
19	subunits reporting 1954...	12,594	1,202	900	717	2,415	2,731	4,629
20	1949...	23,069	1,645	1,191	906	3,219	4,462	11,646
21	acres 1954...	116,116	13,810	7,193	6,218	21,048	24,586	43,261
22	1949...	189,565	13,919	11,277	7,680	29,416	40,248	87,025
23	bushels 1954...	2,073,299	203,513	96,884	96,820	347,595	466,577	861,910
24	1949...	4,142,027	270,594	213,272	146,209	580,146	917,097	2,014,709
25	Cotton harvested.....multiple units reporting 1954...	4,258	1,219	650	401	967	616	405
26	1949...	5,198	1,474	770	490	1,125	731	608
27	subunits reporting 1954...	33,963	2,254	1,831	1,512	6,130	8,214	14,022
28	1949...	45,217	2,767	2,163	1,825	7,120	9,875	21,467
29	acres 1954...	671,763	56,815	38,854	35,426	136,046	163,529	241,093
30	1949...	1,004,952	65,222	53,751	44,007	185,514	228,585	427,873
31	bales 1954...	579,809	46,500	31,448	29,758	113,910	140,471	217,722
32	1949...	704,762	36,986	32,974	26,660	117,361	157,548	333,233
33	Rice harvested.....multiple units reporting 1954...	88	13	8	4	26	19	18
34	1949...	3	3
35	subunits reporting 1954...	90	14	8	4	26	20	18
36	1949...	3	3
37	acres 1954...	25,790	2,524	2,738	1,069	7,305	5,518	6,636
38	1949...	1,399	1,399
39	bushels 1954...	1,578,072	195,594	170,500	51,846	448,346	328,610	383,176
40	1949...	73,500	73,500
41	Peanuts harvested for picking or threshing.....multiple units reporting 1954...
42	1949...	6	2	3	1
43	subunits reporting 1954...
44	1949...	7	3	3	1
45	acres 1954...
46	1949...	7	2	5	(2)
47	pounds 1954...
48	1949...	3,635	1,085	2,500	50
49	Horses and/or mules....multiple units reporting 1954...	2,315	496	282	189	555	454	339
50	1950...	3,731	920	524	325	824	602	536
51	number 1954...	12,801	1,938	727	523	2,022	2,504	5,087
52	1950...	27,120	2,605	1,667	1,212	4,218	5,440	11,978
Landlord-tenant operations containing multiple units:								
53	All subunits including home farm.....number 1954...	38,515	2,911	2,206	1,819	6,894	9,279	15,406
54	1950...	52,503	3,638	2,735	2,299	8,449	11,462	23,920
55	Land in all subunits including home farm.....acres 1954...	2,501,238	229,032	168,330	142,119	518,871	593,368	849,518
56	1950...	2,686,573	197,196	147,588	117,473	484,647	603,661	1,136,008
57	Owned by operator of multiple unit.....acres 1954...	1,748,964	158,082	108,859	88,253	344,072	417,261	632,437
58	1950...	1,933,998	130,100	86,390	73,356	322,818	437,233	884,101
59	Rented by operator of multiple unit.....acres 1954...	752,274	70,950	59,471	53,866	174,799	176,107	217,081
60	1950...	752,575	67,096	61,198	44,117	161,829	166,428	251,907
61	Subunits not included in multiple units.....operators reporting 1954...	1,036	203	97	98	239	210	189
62	1950...	1,623	262	176	126	361	350	348
63	number 1954...	3,471	445	253	207	521	873	1,172
64	1950...	5,736	604	407	319	1,005	1,294	2,107
65	Share tenants.....number 1954...	2,189	265	164	112	293	575	780
66	1950...	3,685	320	224	212	549	832	1,548
67	Other tenants, not croppers nor share tenants.....number 1954...	1,282	180	89	95	228	298	392
68	1950...	2,051	284	183	107	456	462	559
69	Land in subunits not included in multiple units.....acres 1954...	143,918	19,114	15,422	8,313	30,374	35,322	35,373
70	1950...	230,601	20,819	14,544	13,994	47,162	45,033	89,049

2 Reported in small fractions.

MULTIPLE-UNIT OPERATIONS

Economic Area Table 5.—MULTIPLE-UNIT OPERATIONS, BY NUMBER OF SUBUNITS: CENSUSES OF 1954 AND 1950—Continued

Item (For definitions and explanations, see text)	Area 2						
	Total	Number of subunits					
		2	3	4	5 to 9	10 to 19	20 and over
1 Multiple-unit operations.....number 1954...	3,349	1,530	616	330	583	220	70
2 1950...	4,136	1,943	837	393	631	243	89
3 Subunits in multiple-unit operations.....total number 1954...	14,857	3,060	1,848	1,320	3,731	2,884	2,014
4 1950...	17,973	3,886	2,511	1,572	3,949	3,206	2,849
5 Home farms.....number 1954...	3,213	1,468	587	317	558	213	70
6 1950...	3,855	1,811	764	362	600	233	85
7 Cropper farms.....number 1954...	11,644	1,592	1,261	1,003	3,173	2,671	1,944
8 1950...	14,118	2,075	1,747	1,210	3,349	2,973	2,764
9 Land in multiple-unit operations....total acres 1954...	1,583,079	339,709	192,374	147,410	396,036	323,803	183,747
10 1950...	1,660,565	385,603	256,457	147,607	404,427	283,828	182,643
11 Home farms.....acres 1954...	1,360,784	304,053	164,751	127,789	335,699	275,422	153,070
12 1950...	1,354,206	332,366	215,900	118,901	325,071	224,327	137,641
13 Cropper farms.....acres 1954...	222,295	35,656	27,623	19,621	60,337	48,381	30,677
14 1950...	306,359	53,237	40,557	28,706	79,356	59,501	45,002
15 Cropland harvested.....total acres 1954...	464,612	78,812	54,129	37,216	122,231	101,631	70,593
16 1949...	493,081	94,772	63,800	42,599	120,791	95,265	75,854
17 Corn harvested for grain.....multiple units reporting 1954...	3,116	1,384	582	318	556	209	67
18 1949...	3,837	1,763	784	374	600	231	85
19 subunits reporting 1954...	10,232	2,216	1,416	987	2,587	1,744	1,282
20 1949...	12,722	2,887	1,832	1,164	2,823	2,111	1,905
21 acres 1954...	116,871	24,297	16,400	11,643	31,074	19,967	13,490
22 1949...	142,238	31,074	20,454	13,541	33,842	24,156	19,171
23 bushels 1954...	1,692,298	309,374	217,421	168,710	464,027	307,215	225,551
24 1949...	2,626,564	537,846	360,308	261,722	629,468	466,554	370,666
25 Cotton harvested.....multiple units reporting 1954...	3,304	1,488	614	329	583	220	70
26 1949...	3,994	1,826	819	390	627	243	89
27 subunits reporting 1954...	13,514	2,487	1,623	1,181	3,466	2,778	1,979
28 1949...	15,657	3,031	2,068	1,347	3,540	2,955	2,716
29 acres 1954...	183,499	29,307	20,508	15,184	48,761	40,743	28,996
30 1949...	231,491	41,307	29,005	18,812	55,381	46,873	40,113
31 bales 1954...	164,830	24,002	17,482	13,051	44,315	37,874	28,106
32 1949...	128,073	17,902	13,236	9,191	29,046	28,820	29,878
33 Rice harvested.....multiple units reporting 1954...	4	...	1	...	2	...	1
34 1949...
35 subunits reporting 1954...	4	...	1	...	2	...	1
36 1949...
37 acres 1954...	755	...	200	...	355	...	200
38 1949...
39 bushels 1954...	49,000	...	10,000	...	27,000	...	12,000
40 1949...
41 Peanuts harvested for picking or threshing.....multiple units reporting 1954...	35	21	4	1	4	3	2
42 1949...	62	36	14	7	4	1	...
43 subunits reporting 1954...	77	37	11	4	14	9	2
44 1949...	75	40	17	10	7	1	...
45 acres 1954...	48	29	5	1	4	1	2
46 1949...	60	34	13	8	4	1	...
47 pounds 1954...	16,769	10,575	2,336	696	1,122	1,650	430
48 1949...	16,655	10,594	3,116	1,255	1,490	200	...
49 Horses and/or mules....multiple units reporting 1954...	2,878	1,269	527	297	515	202	68
50 1950...	3,681	1,690	738	347	593	228	85
51 number 1954...	17,552	4,250	2,408	1,694	4,132	2,889	2,179
52 1950...	26,870	6,881	4,076	2,554	6,208	4,220	2,931
53 Landlord-tenant operations containing multiple units: All subunits including home farm.....number 1954...	18,294	4,062	2,239	1,610	4,496	3,514	2,373
54 1950...	24,014	5,523	3,455	2,116	5,408	4,089	3,423
55 Land in all subunits including home farm.....acres 1954...	1,701,333	374,605	209,056	159,355	424,042	343,785	190,490
56 1950...	1,914,462	455,781	294,115	175,888	468,109	311,875	208,694
57 Owned by operator of multiple unit..acres 1954...	1,222,922	274,523	152,545	117,107	294,862	246,558	137,327
58 1950...	1,383,588	328,296	223,177	126,953	322,423	223,375	159,364
59 Rented by operator of multiple unit.....acres 1954...	478,411	100,082	56,511	42,248	129,180	97,227	53,163
60 1950...	530,874	127,485	70,938	48,935	145,686	88,500	49,330
61 Subunits not included in multiple units.....operators reporting 1954...	1,039	390	171	120	210	109	39
62 1950...	1,637	633	327	173	302	141	61
63 number 1954...	3,437	1,002	391	290	765	630	359
64 1950...	6,041	1,637	944	544	1,459	883	574
65 Share tenants.....number 1954...	2,482	757	272	215	531	438	269
66 1950...	3,952	1,050	613	301	992	612	384
67 Other tenants, not croppers nor share tenants.....number 1954...	955	245	119	75	234	192	90
68 1950...	2,089	587	331	243	467	271	190
69 Land in subunits not included in multiple units.....acres 1954...	118,254	34,896	16,682	11,945	28,006	19,982	6,743
70 1950...	253,897	70,178	37,658	28,281	63,682	28,047	26,051

Economic Area Table 5.—MULTIPLE-UNIT OPERATIONS, BY NUMBER OF SUBUNITS: CENSUSES OF 1954 AND 1950—Continued

Item (For definitions and explanations, see text)	Areas 3 and A						
	Total	Number of subunits					
		2	3	4	5 to 9	10 to 19	20 and over
1 Multiple-unit operations.....number 1954...	1,194	715	213	108	125	30	3
2 1950...	1,412	834	271	123	146	31	7
3 Subunits in multiple-unit operations.....total number 1954...	3,788	1,430	639	432	757	388	142
4 1950...	4,597	1,668	813	492	909	373	342
5 Home farms.....number 1954...	1,171	699	211	106	124	28	3
6 1950...	1,360	800	263	119	141	30	7
7 Cropper farms.....number 1954...	2,617	731	428	326	633	360	139
8 1950...	3,237	868	550	373	768	343	335
9 Land in multiple-unit operations....total acres 1954...	651,998	250,078	110,996	84,687	135,212	60,572	10,453
10 1950...	682,411	238,600	139,861	69,179	137,583	56,004	41,184
11 Home farms.....acres 1954...	602,473	236,013	103,216	78,965	123,093	53,626	7,560
12 1950...	608,540	217,824	128,476	61,258	121,224	46,368	33,390
13 Cropper farms.....acres 1954...	49,525	14,065	7,780	5,722	12,119	6,946	2,893
14 1950...	73,871	20,776	11,385	7,921	16,359	9,636	7,794
15 Cropland harvested.....total acres 1954...	98,867	33,251	15,768	11,755	22,721	11,947	3,425
16 1949...	108,677	35,043	20,354	11,814	23,883	10,486	7,097
17 Corn harvested for grain.....multiple units reporting 1954...	1,138	669	208	106	122	30	3
18 1949...	1,359	795	262	122	142	31	7
19 subunits reporting 1954...	2,950	1,087	519	336	568	305	135
20 1949...	3,658	1,298	630	407	743	296	284
21 acres 1954...	32,442	11,987	5,364	3,878	6,899	3,431	883
22 1949...	41,133	14,062	7,563	4,512	8,150	4,336	2,510
23 bushels 1954...	649,032	250,448	113,865	72,616	128,382	73,010	10,711
24 1949...	746,402	258,632	143,391	79,237	163,698	65,129	36,319
25 Cotton harvested.....multiple units reporting 1954...	1,124	657	206	104	124	30	3
26 1949...	1,217	677	250	113	139	31	7
27 subunits reporting 1954...	2,906	933	475	342	654	362	140
28 1949...	3,246	992	553	347	707	326	321
29 acres 1954...	29,666	8,192	4,656	3,308	7,846	4,408	1,256
30 1949...	34,737	9,302	6,228	3,656	8,088	4,084	3,379
31 bales 1954...	22,326	6,159	3,529	2,556	5,851	3,299	932
32 1949...	14,740	3,653	2,541	1,600	3,507	1,787	1,652
33 Rice harvested.....multiple units reporting 1954...
34 1949...
35 subunits reporting 1954...
36 1949...
37 acres 1954...
38 1949...
39 bushels 1954...
40 1949...
41 Peanuts harvested for picking or threshing.....multiple units reporting 1954...	20	14	3	2	1
42 1949...	22	11	5	2	3	...	1
43 subunits reporting 1954...	37	22	7	7	1
44 1949...	30	14	7	2	5	...	2
45 acres 1954...	25	16	6	2	1
46 1949...	17	8	5	1	3	...	(2)
47 pounds 1954...	10,242	4,205	5,200	737	100
48 1949...	6,744	3,087	2,140	340	1,100	...	77
49 Horses and/or mules...multiple units reporting 1954...	1,087	636	198	101	120	29	3
50 1950...	1,328	782	249	119	141	30	7
51 number 1954...	5,586	1,925	911	633	1,152	537	428
52 1950...	7,364	2,761	1,272	810	1,478	593	450
53 Landlord-tenant operations containing multiple units: All subunits including home farm.....number 1954...	5,265	2,035	843	588	1,035	523	241
54 1950...	6,492	2,356	1,072	662	1,218	583	601
55 Land in all subunits including home farm.....acres 1954...	698,660	267,207	115,366	91,544	145,594	65,107	13,842
56 1950...	739,041	255,510	149,909	75,059	147,310	61,310	49,943
57 Owned by operator of multiple unit...acres 1954...	599,696	228,517	98,647	81,701	124,442	58,047	8,342
58 1950...	646,290	222,815	126,604	64,423	133,069	51,682	47,697
59 Rented by operator of multiple unit.....acres 1954...	98,964	38,690	16,719	9,843	21,152	7,060	5,500
60 1950...	92,751	32,695	23,305	10,636	14,241	9,628	2,246
61 Subunits not included in multiple units.....operators reporting 1954...	377	192	67	37	59	19	3
62 1950...	501	251	98	49	71	25	7
63 number 1954...	1,477	605	204	156	278	135	99
64 1950...	1,895	688	259	170	309	210	259
65 Share tenants.....number 1954...	998	369	144	115	200	89	81
66 1950...	1,299	412	179	104	234	148	222
67 Other tenants, not croppers nor share tenants.....number 1954...	479	236	60	41	78	46	18
68 1950...	596	276	80	66	75	62	37
69 Land in subunits not included in multiple units.....acres 1954...	46,662	17,129	4,370	6,857	10,382	4,535	3,389
70 1950...	56,630	16,910	10,048	5,880	9,727	5,306	8,759

Z Reported in small fractions.

MULTIPLE-UNIT OPERATIONS

Economic Area Table 5.—MULTIPLE-UNIT OPERATIONS, BY NUMBER OF SUBUNITS: CENSUSES OF 1954 AND 1950—Continued

Item (For definitions and explanations, see text)	Area 4						
	Total	Number of subunits					
		2	3	4	5 to 9	10 to 19	20 and over
1 Multiple-unit operations.....number 1954...	1,997	1,334	387	136	113	25	2
2 1950...	2,155	1,493	395	133	117	14	3
3 Subunits in multiple-unit operations.....total number 1954...	5,468	2,668	1,161	544	692	305	98
4 1950...	5,688	2,986	1,185	532	722	178	85
5 Home farms.....number 1954...	1,953	1,305	380	131	110	25	2
6 1950...	2,062	1,427	380	127	111	14	3
7 Cropper farms.....number 1954...	3,515	1,363	781	413	582	280	96
8 1950...	3,626	1,559	805	405	611	164	82
9 Land in multiple-unit operations....total acres 1954...	554,869	271,905	110,390	53,758	81,176	29,486	8,154
10 1950...	515,955	251,750	104,900	54,085	74,857	14,708	15,655
11 Home farms.....acres 1954...	455,541	233,638	87,850	41,621	65,821	22,220	4,391
12 1950...	411,758	206,640	82,434	41,017	57,444	10,815	13,408
13 Cropper farms.....acres 1954...	99,328	38,267	22,540	12,137	15,355	7,266	3,763
14 1950...	104,197	45,110	22,466	13,068	17,413	3,893	2,247
15 Cropland harvested.....total acres 1954...	158,540	69,286	33,662	18,063	24,098	9,829	3,602
16 1949...	157,039	73,744	32,882	15,743	25,042	6,833	2,795
17 Corn harvested for grain.....multiple units reporting 1954...	1,943	1,292	382	136	108	23	2
18 1949...	2,072	1,427	383	128	117	14	3
19 subunits reporting 1954...	4,378	2,154	938	448	539	204	95
20 1949...	4,632	2,441	953	428	598	136	76
21 acres 1954...	60,973	28,583	13,218	6,962	7,716	3,400	1,094
22 1949...	60,228	28,860	11,928	5,676	9,277	3,205	1,282
23 bushels 1954...	908,135	437,550	192,910	106,057	116,956	40,007	14,655
24 1949...	1,413,820	685,644	292,253	137,012	205,720	63,070	30,121
25 Cotton harvested.....multiple units reporting 1954...	1,948	1,286	387	135	113	25	2
26 1949...	2,103	1,445	391	133	117	14	3
27 subunits reporting 1954...	4,471	2,064	938	466	621	284	98
28 1949...	4,823	2,463	994	462	654	168	82
29 acres 1954...	51,155	21,013	10,706	5,850	8,480	3,747	1,359
30 1949...	63,492	28,918	13,299	6,572	10,187	3,130	1,386
31 bales 1954...	39,079	15,627	8,169	4,524	6,627	2,905	1,227
32 1949...	34,943	15,097	7,490	3,696	5,953	1,944	763
33 Rice harvested.....multiple units reporting 1954...
34 1949...
35 subunits reporting 1954...
36 1949...
37 acres 1954...
38 1949...
39 bushels 1954...
40 1949...
41 Peanuts harvested for picking or threshing.....multiple units reporting 1954...	43	34	6	3
42 1949...	35	26	7	2
43 subunits reporting 1954...	53	38	11	4
44 1949...	38	28	8	2
45 acres 1954...	54	39	10	5
46 1949...	40	28	10	2
47 pounds 1954...	11,677	8,625	2,152	900
48 1949...	12,101	9,736	1,945	420
49 Horses and/or mules....multiple units reporting 1954...	1,580	1,020	322	116	97	23	2
50 1950...	1,936	1,324	366	123	106	14	3
51 number 1954...	5,645	2,700	1,347	556	687	277	78
52 1950...	8,884	4,713	1,850	855	1,125	208	133
53 Landlord-tenant operations containing multiple units:							
54 All subunits including home farm.....number 1954...	6,628	3,294	1,424	628	831	341	110
1950...	7,423	3,934	1,456	727	899	226	181
55 Land in all subunits including home farm.....acres 1954...	604,879	299,165	120,294	58,278	86,129	32,427	8,586
56 1950...	589,333	291,470	115,704	62,574	82,738	17,924	18,923
57 Owned by operator of multiple unit..acres 1954...	518,062	257,112	105,983	49,501	72,504	24,826	8,136
58 1950...	506,647	257,225	99,993	55,530	61,428	15,073	17,398
59 Rented by operator of multiple unit.....acres 1954...	86,817	42,053	14,311	8,777	13,625	7,601	450
60 1950...	82,686	34,245	15,711	7,044	21,310	2,851	1,525
61 Subunits not included in multiple units.....operators reporting 1954...	557	340	129	39	39	9	1
62 1950...	775	509	135	56	62	11	2
63 number 1954...	1,160	626	263	84	139	36	12
64 1950...	1,735	948	271	195	177	48	96
65 Share tenants.....number 1954...	898	482	186	72	123	33	2
66 1950...	1,439	806	214	158	138	32	91
67 Other tenants, not croppers nor share tenants.....number 1954...	262	144	77	12	16	3	10
68 1950...	296	142	57	37	39	16	5
69 Land in subunits not included in multiple units.....acres 1954...	50,010	27,260	9,904	4,520	4,953	2,941	432
70 1950...	73,378	39,720	10,804	8,489	7,881	3,216	3,268

Economic Area Table 5.—MULTIPLE-UNIT OPERATIONS, BY NUMBER OF SUBUNITS: CENSUSES OF 1954 AND 1950—Continued

Item (For definitions and explanations, see text)		Area 5						
		Total	Number of subunits					
			2	3	4	5 to 9	10 to 19	20 and over
1	Multiple-unit operations.....number 1954...	1,920	1,044	395	195	224	45	17
2	1950...	2,325	1,291	463	233	262	56	20
3	Subunits in multiple-unit operations.....total number 1954...	6,416	2,088	1,185	780	1,382	547	434
4	1950...	7,896	2,582	1,389	932	1,655	726	612
5	Home farms.....number 1954...	1,880	1,017	389	190	222	45	17
6	1950...	2,217	1,230	451	220	241	55	20
7	Cropper farms.....number 1954...	4,536	1,071	796	590	1,160	502	417
8	1950...	5,679	1,352	938	712	1,414	671	592
9	Land in multiple-unit operations....total acres 1954...	740,857	200,483	125,625	90,789	175,986	75,976	71,998
10	1950...	783,357	218,117	143,648	94,322	163,359	92,918	70,993
11	Home farms.....acres 1954...	643,821	175,501	108,114	78,980	150,278	67,144	63,804
12	1950...	645,473	181,049	119,871	75,381	130,151	79,053	59,968
13	Cropper farms.....acres 1954...	97,036	24,982	17,511	11,809	25,708	8,832	8,194
14	1950...	137,884	37,068	23,777	18,941	33,208	13,865	11,025
15	Cropland harvested.....total acres 1954...	213,720	56,305	34,380	27,008	54,212	24,079	17,736
16	1949...	263,214	72,574	46,999	31,384	58,292	30,931	23,034
17	Corn harvested for grain.....multiple units reporting 1954...	1,757	930	373	183	211	44	16
18	1949...	2,199	1,204	444	224	253	54	20
19	subunits reporting 1954...	4,673	1,484	911	591	1,007	367	313
20	1949...	6,371	2,060	1,083	759	1,374	583	512
21	acres 1954...	53,469	17,579	10,664	6,587	11,343	3,588	3,708
22	1949...	74,780	23,714	13,653	9,733	16,057	6,196	5,427
23	bushels 1954...	831,983	250,887	152,918	109,959	192,220	60,442	65,557
24	1949...	1,586,005	496,804	300,094	207,110	337,996	144,250	99,751
25	Cotton harvested.....multiple units reporting 1954...	1,849	982	390	192	223	45	17
26	1949...	2,217	1,208	449	227	258	55	20
27	subunits reporting 1954...	5,277	1,520	944	652	1,224	515	422
28	1949...	6,517	1,999	1,102	760	1,432	640	584
29	acres 1954...	61,205	16,172	10,549	6,959	14,478	5,825	7,222
30	1949...	86,418	24,286	15,923	10,522	18,322	8,647	8,718
31	bales 1954...	43,682	10,465	7,187	5,210	10,576	4,870	5,374
32	1949...	39,431	11,226	6,839	4,426	8,529	4,052	4,359
33	Rice harvested..... multiple units reporting 1954...
34	1949...
35	subunits reporting 1954...
36	1949...
37	acres 1954...
38	1949...
39	bushels 1954...
40	1949...
41	Peanuts harvested for picking or threshing.....multiple units reporting 1954...	35	16	9	2	8
42	1949...	70	41	12	6	9	2	...
43	subunits reporting 1954...	47	21	12	4	10
44	1949...	100	45	15	13	24	3	...
45	acres 1954...	43	20	9	4	10
46	1949...	101	51	12	11	24	3	...
47	pounds 1954...	8,676	4,410	2,253	728	1,285
48	1949...	33,536	18,190	4,575	2,923	7,248	600	...
49	Horses and/or mules....multiple units reporting 1954...	1,598	810	341	175	211	44	17
50	1950...	2,057	1,110	421	214	239	54	19
51	number 1954...	8,727	2,750	1,535	965	1,990	927	600
52	1950...	13,878	4,441	2,476	1,605	2,967	1,271	1,118
53	Landlord-tenant operations containing multiple units:							
54	All subunits including home farm.....number 1954...	8,142	2,652	1,448	942	1,806	771	523
55	1950...	10,389	3,478	1,823	1,180	2,105	980	823
56	Land in all subunits including home farm.....acres 1954...	803,645	219,176	135,126	96,615	195,527	82,675	74,526
57	1950...	865,448	242,596	157,473	104,755	184,711	100,804	75,109
58	Owned by operator of multiple unit..acres 1954...	650,717	180,238	110,559	78,754	155,419	73,365	52,382
59	1950...	715,946	200,007	125,817	86,161	155,210	83,480	65,271
60	Rented by operator of multiple unit.....acres 1954...	152,928	38,938	24,567	17,861	40,108	9,310	22,144
61	1950...	149,502	42,589	31,656	18,594	29,501	17,324	9,838
62	Subunits not included in multiple units.....operators reporting 1954...	615	285	121	57	113	25	14
63	1950...	883	421	185	83	139	39	16
64	number 1954...	1,726	564	263	162	424	224	89
65	1950...	2,493	896	434	248	450	254	211
66	Share tenants.....number 1954...	1,284	418	182	127	281	196	80
67	1950...	1,618	586	225	186	278	158	185
68	Other tenants, not croppers nor share tenants.....number 1954...	442	146	81	35	143	28	9
69	1950...	875	310	209	62	172	96	26
70	Land in subunits not included in multiple units.....acres 1954...	62,788	18,693	9,501	5,826	19,541	6,699	2,528
	1950...	82,091	24,479	13,825	10,433	21,352	7,886	4,116

MULTIPLE-UNIT OPERATIONS

Economic Area Table 5.—MULTIPLE-UNIT OPERATIONS, BY NUMBER OF SUBUNITS: CENSUSES OF 1954 AND 1950—Continued

Item (For definitions and explanations, see text)	Area 6a						
	Total	Number of subunits					
		2	3	4	5 to 9	10 to 19	20 and over
1 Multiple-unit operations.....number 1954...	3,677	2,634	666	214	150	12	1
2 1950...	3,901	2,679	773	232	193	19	5
3 Subunits in multiple-unit operations.....total number 1954...	9,167	5,268	1,998	856	867	140	38
4 1950...	10,044	5,358	2,319	928	1,098	223	118
5 Home farms.....number 1954...	3,641	2,606	661	212	149	12	1
6 1950...	3,789	2,595	755	229	188	17	5
7 Cropper farms.....number 1954...	5,526	2,662	1,337	644	718	128	37
8 1950...	6,255	2,763	1,564	699	910	206	113
9 Land in multiple-unit operations....total acres 1954...	853,786	460,569	188,891	83,732	100,669	15,155	4,770
10 1950...	844,310	420,556	192,835	81,179	107,628	29,749	12,363
11 Home farms.....acres 1954...	729,999	400,877	159,744	69,350	83,329	12,485	4,214
12 1950...	680,723	345,585	151,942	64,584	83,748	24,828	10,036
13 Cropper farms.....acres 1954...	123,787	59,692	29,147	14,382	17,340	2,670	556
14 1950...	163,587	74,971	40,893	16,595	23,880	4,921	2,327
15 Cropland harvested.....total acres 1954...	199,003	104,677	43,646	20,975	24,575	4,428	702
16 1949...	237,031	115,984	55,283	24,005	31,524	6,466	3,769
17 Corn harvested for grain.....multiple units reporting 1954...	3,592	2,555	663	213	148	12	1
18 1949...	3,786	2,586	759	226	191	19	5
19 subunits reporting 1954...	7,423	4,153	1,660	725	731	124	30
20 1949...	8,281	4,399	1,903	763	910	191	115
21 acres 1954...	90,113	47,978	19,712	9,469	10,705	1,991	258
22 1949...	103,972	52,468	24,405	9,918	12,882	2,667	1,632
23 bushels 1954...	1,727,974	942,415	378,706	176,140	193,888	33,885	2,940
24 1949...	1,915,916	992,903	450,973	178,513	223,859	38,895	30,773
25 Cotton harvested.....multiple units reporting 1954...	3,556	2,521	660	213	149	12	1
26 1949...	3,707	2,497	764	229	193	19	5
27 subunits reporting 1954...	6,866	3,701	1,532	689	770	136	38
28 1949...	7,791	3,949	1,826	757	939	205	115
29 acres 1954...	65,513	32,653	14,519	7,316	8,989	1,745	291
30 1949...	91,086	42,200	21,907	9,835	12,520	3,009	1,615
31 bales 1954...	48,324	23,718	10,831	5,312	6,764	1,411	288
32 1949...	35,848	16,084	8,646	3,884	5,173	1,435	626
33 Rice harvested.....multiple units reporting 1954...
34 1949...
35 subunits reporting 1954...
36 1949...
37 acres 1954...
38 1949...
39 bushels 1954...
40 1949...
41 Peanuts harvested for picking or threshing.....multiple units reporting 1954...	93	60	25	5	3
42 1949...	76	50	12	8	5	...	1
43 subunits reporting 1954...	109	69	31	6	3
44 1949...	98	61	14	13	9	...	1
45 acres 1954...	55	37	13	3	2
46 1949...	102	75	12	9	6	...	(2)
47 pounds 1954...	23,907	16,652	5,359	763	1,133
48 1949...	37,282	22,384	7,045	2,978	4,625	...	250
49 Horses and/or mules....multiple units reporting 1954...	3,293	2,312	625	200	144	11	1
50 1950...	3,682	2,502	745	229	186	16	4
51 number 1954...	10,296	5,827	2,242	978	1,034	137	78
52 1950...	14,403	7,647	3,275	1,375	1,653	270	183
53 Landlord-tenant operations containing multiple units: All subunits including home farm.....number 1954...	10,308	5,968	2,242	948	965	147	38
54 1950...	11,604	6,221	2,664	1,067	1,253	262	137
55 Land in all subunits including home farm.....acres 1954...	890,178	481,756	197,446	85,780	105,142	15,284	4,770
56 1950...	894,525	443,203	205,281	87,330	114,887	30,854	12,970
57 Owned by operator of multiple unit.....acres 1954...	799,454	435,683	177,489	76,608	91,568	13,336	4,770
58 1950...	820,196	410,031	189,811	79,458	103,295	27,081	10,520
59 Rented by operator of multiple unit.....acres 1954...	90,724	46,073	19,957	9,172	13,574	1,948	...
60 1950...	74,329	33,172	15,470	7,872	11,592	3,773	2,450
61 Subunits not included in multiple units.....operators reporting 1954...	729	477	146	57	46	3	...
62 1950...	894	553	193	71	64	10	3
63 number 1954...	1,141	700	244	92	98	7	...
64 1950...	1,560	863	345	139	155	39	19
65 Share tenants.....number 1954...	812	496	175	61	75	5	...
66 1950...	936	477	215	89	113	26	16
67 Other tenants, not croppers nor share tenants.....number 1954...	329	204	69	31	23	2	...
68 1950...	624	386	130	50	42	13	3
69 Land in subunits not included in multiple units.....acres 1954...	36,392	21,187	8,555	2,048	4,473	129	...
70 1950...	50,215	22,647	12,446	6,151	7,259	1,105	607

Z Reported in small fractions.

Economic Area Table 5.—MULTIPLE-UNIT OPERATIONS, BY NUMBER OF SUBUNITS: CENSUSES OF 1954 AND 1950—Continued

Item (For definitions and explanations, see text)		Area 6b						
		Total	Number of subunits					
			2	3	4	5 to 9	10 to 19	20 and over
1	Multiple-unit operations.....number 1954...	1,502	1,087	272	80	58	5	...
2	1950...	1,617	1,135	314	94	66	8	...
3	Subunits in multiple-unit operations.....total number 1954...	3,711	2,174	816	320	341	60	...
4	1950...	4,077	2,270	942	376	383	106	...
5	Home farms.....number 1954...	1,488	1,077	269	80	57	5	...
6	1950...	1,557	1,091	303	92	64	7	...
7	Cropper farms.....number 1954...	2,223	1,097	547	240	284	55	...
8	1950...	2,520	1,179	639	284	319	99	...
9	Land in multiple-unit operations....total acres 1954...	483,325	255,092	88,474	46,183	84,597	8,979	...
10	1950...	427,678	226,969	91,964	41,443	54,219	13,083	...
11	Home farms.....acres 1954...	431,296	230,038	76,238	41,085	78,326	5,609	...
12	1950...	359,509	194,996	74,765	34,151	46,141	9,456	...
13	Cropper farms.....acres 1954...	52,029	25,054	12,236	5,098	6,271	3,370	...
14	1950...	68,169	31,973	17,199	7,292	8,078	3,627	...
15	Cropland harvested.....total acres 1954...	81,353	43,942	18,707	7,909	9,304	1,491	...
16	1949...	99,991	51,547	23,592	9,845	12,385	2,622	...
17	Corn harvested for grain.....multiple units reporting 1954...	1,476	1,063	270	80	58	5	...
18	1949...	1,577	1,101	310	93	65	8	...
19	subunits reporting 1954...	3,072	1,759	687	279	295	52	...
20	1949...	3,429	1,903	799	322	322	83	...
21	acres 1954...	41,042	22,824	9,068	3,740	4,578	832	...
22	1949...	46,561	25,291	10,928	4,422	4,853	1,067	...
23	bushels 1954...	645,633	354,411	147,564	55,512	77,256	10,890	...
24	1949...	936,132	505,701	223,919	87,280	96,081	23,151	...
25	Cotton harvested.....multiple units reporting 1954...	1,410	1,000	267	80	58	5	...
26	1949...	1,483	1,024	295	91	65	8	...
27	subunits reporting 1954...	2,662	1,441	616	256	293	56	...
28	1949...	3,042	1,613	721	285	333	90	...
29	acres 1954...	22,947	11,498	5,393	2,327	3,096	633	...
30	1949...	32,398	15,794	7,979	3,315	4,184	1,126	...
31	bales 1954...	14,380	7,152	3,328	1,489	2,068	343	...
32	1949...	12,649	6,006	3,016	1,299	1,777	551	...
33	Rice harvested.....multiple units reporting 1954...
34	1949...
35	subunits reporting 1954...
36	1949...
37	acres 1954...
38	1949...
39	bushels 1954...
40	1949...
41	Peanuts harvested for picking or threshing.....multiple units reporting 1954...	46	34	7	3	2
42	1949...	90	67	12	7	4
43	subunits reporting 1954...	67	45	12	6	4
44	1949...	118	79	18	10	11
45	acres 1954...	56	39	8	4	5
46	1949...	111	73	19	13	6
47	pounds 1954...	13,953	10,968	1,355	1,235	395
48	1949...	41,593	30,183	3,870	3,135	4,405
49	Horses and/or mules....multiple units reporting 1954...	1,347	958	253	75	56	5	...
50	1950...	1,501	1,043	295	91	65	7	...
51	number 1954...	4,261	2,407	1,012	330	428	84	...
52	1950...	5,953	3,211	1,316	674	613	139	...
53	Landlord-tenant operations containing multiple units:							
54	All subunits including home farm.....number 1954...	4,271	2,527	910	355	395	84	...
55	1950...	4,860	2,715	1,068	444	507	126	...
56	Land in all subunits including home farm.....acres 1954...	507,053	265,638	91,354	47,174	91,062	11,825	...
57	1950...	466,014	242,052	100,543	44,174	65,421	13,824	...
58	Owned by operator of multiple unit..acres 1954...	470,053	245,827	81,841	45,070	86,888	10,427	...
59	1950...	429,784	223,284	94,892	38,860	60,699	12,049	...
60	Rented by operator of multiple unit.....acres 1954...	37,000	19,811	9,513	2,104	4,174	1,398	...
61	1950...	36,230	18,768	5,651	5,314	4,722	1,775	...
62	Subunits not included in multiple units.....operators reporting 1954...	324	224	58	20	19	3	...
63	1950...	434	294	79	31	24	6	...
64	number 1954...	560	353	94	35	54	21	...
65	1950...	783	445	126	68	124	20	...
66	Share tenants.....number 1954...	356	213	54	22	49	18	...
67	1950...	431	250	67	44	63	7	...
68	Other tenants, not croppers nor share tenants.....number 1954...	204	140	40	13	5	6	...
69	1950...	352	195	59	24	61	13	...
70	Land in subunits not included in multiple units.....acres 1954...	23,728	10,546	2,880	991	6,465	2,846	...
	1950...	38,336	15,083	8,579	2,731	11,202	741	...

MULTIPLE-UNIT OPERATIONS

Economic Area Table 5.—MULTIPLE-UNIT OPERATIONS, BY NUMBER OF SUBUNITS: CENSUSES OF 1954 AND 1950—Continued

Item (For definitions and explanations, see text)	Areas 7 and 8						
	Total	Number of subunits					
		2	3	4	5 to 9	10 to 19	20 and over
1 Multiple-unit operations.....number 1954...	125	117	8
2 1950...	99	86	10	3
3 Subunits in multiple-unit operations.....total number 1954...	258	234	24
4 1950...	214	172	30	12
5 Home farms.....number 1954...	123	115	8
6 1950...	95	83	9	3
7 Cropper farms.....number 1954...	135	119	16
8 1950...	119	89	21	9
9 Land in multiple-unit operations...total acres 1954...	26,974	25,018	1,956
10 1950...	23,677	17,973	4,989	715
11 Home farms.....acres 1954...	23,028	21,456	1,572
12 1950...	19,489	14,703	4,315	471
13 Cropper farms.....acres 1954...	3,946	3,562	384
14 1950...	4,188	3,270	674	244
15 Cropland harvested.....total acres 1954...	5,514	4,909	605
16 1949...	4,950	3,953	763	234
17 Corn harvested for grain.....multiple units reporting 1954...	119	111	8
18 1949...	91	79	10	2
19 subunits reporting 1954...	183	164	19
20 1949...	146	117	22	7
21 acres 1954...	2,440	2,152	288
22 1949...	2,267	1,773	365	129
23 bushels 1954...	53,599	44,599	9,000
24 1949...	45,894	36,897	6,522	2,475
25 Cotton harvested.....multiple units reporting 1954...	70	65	5
26 1949...	58	47	9	2
27 subunits reporting 1954...	98	87	11
28 1949...	85	66	13	6
29 acres 1954...	767	682	85
30 1949...	751	578	136	37
31 bales 1954...	614	548	66
32 1949...	392	281	89	22
33 Rice harvested.....multiple units reporting 1954...
34 1949...
35 subunits reporting 1954...
36 1949...
37 acres 1954...
38 1949...
39 bushels 1954...
40 1949...
41 Peanuts harvested for picking or threshing.....multiple units reporting 1954...	3	3
42 1949...	4	3	1
43 subunits reporting 1954...	3	3
44 1949...	5	3	2
45 acres 1954...	20	20
46 1949...	11	1	10
47 pounds 1954...	8,600	8,600
48 1949...	10,725	3,425	7,300
49 Horses and/or mules...multiple units reporting 1954...	80	75	5
50 1950...	75	64	10	1
51 number 1954...	139	129	10
52 1950...	184	148	33	3
53 Landlord-tenant operations containing multiple units: All subunits including home farm.....number 1954...	273	249	24
54 1950...	226	181	32	13
55 Land in all subunits including home farm.....acres 1954...	27,134	25,178	1,956
56 1950...	24,015	18,238	5,037	740
57 Owned by operator of multiple unit...acres 1954...	26,490	24,624	1,866
58 1950...	22,768	17,367	4,761	640
59 Rented by operator of multiple unit.....acres 1954...	644	554	90
60 1950...	1,247	871	276	100
61 Subunits not included in multiple units.....operators reporting 1954...	14	14
62 1950...	11	8	2	1
63 number 1954...	15	15
64 1950...	12	9	2	1
65 Share tenants.....number 1954...	7	7
66 1950...	3	1	1	1
67 Other tenants, not croppers nor share tenants.....number 1954...	8	8
68 1950...	9	8	1
69 Land in subunits not included in multiple units.....acres 1954...	160	160
70 1950...	338	265	48	25

Economic Area Table 6.—MULTIPLE-UNIT OPERATIONS, BY KIND OF TENANT IN LANDLORD-TENANT OPERATION: CENSUSES OF 1954 AND 1950

Item (For definitions and explanations, see text)		The State				Area 1			
		Total	Kind of tenant in landlord-tenant operation			Total	Kind of tenant in landlord-tenant operation		
			Croppers only	Croppers, share, and/or other tenants only	Croppers and tenants other than share tenants only		Croppers only	Croppers, share, and/or other tenants only	Croppers and tenants other than share tenants only
Multiple-unit operations.....number	1954...	18,041	13,350	3,313	1,378	4,277	3,241	607	429
	1950...	20,904	14,146	4,750	2,008	5,259	3,636	1,070	553
Subunits in multiple-unit operations.....total number	1954...	78,709	51,807	18,672	8,230	35,044	22,384	7,904	4,756
	1950...	97,256	54,483	32,027	10,746	46,767	24,366	16,592	5,809
Home farms.....number	1954...	17,507	12,986	3,188	1,333	4,038	3,069	561	408
	1950...	19,864	13,500	4,454	1,910	4,929	3,406	1,003	520
Cropper farms.....number	1954...	61,202	38,821	15,484	6,897	31,006	19,315	7,343	4,348
	1950...	77,392	40,983	27,573	8,836	41,838	20,960	15,589	5,289
Land in multiple-unit operations....total acres	1954...	7,252,208	4,161,604	2,302,340	788,264	2,357,320	1,430,985	580,670	345,665
	1950...	7,393,925	3,593,569	2,962,194	838,162	2,455,972	1,195,238	946,657	314,077
Home farms.....acres	1954...	6,161,609	3,461,735	2,027,046	672,828	1,914,667	1,147,444	479,014	288,209
	1950...	5,897,116	2,774,876	2,448,869	673,371	1,817,418	870,896	715,093	231,429
Cropper farms.....acres	1954...	1,090,599	699,869	275,294	115,436	442,653	283,541	101,656	57,456
	1950...	1,496,809	818,693	513,325	164,791	638,554	324,342	231,564	82,648
Cropland harvested.....total acres	1954...	2,691,677	1,687,207	692,109	312,361	1,470,068	918,076	343,504	208,488
	1949...	2,911,275	1,531,536	1,052,031	327,708	1,547,292	774,847	574,660	197,785
Corn harvested for grain.....multiple units reporting	1954...	16,342	12,071	3,067	1,204	3,201	2,393	488	320
	1949...	19,100	12,877	4,407	1,816	4,179	2,821	909	489
subunits reporting	1954...	45,505	30,704	10,806	3,995	12,594	8,270	2,824	1,500
	1949...	62,308	35,479	20,559	6,270	23,069	11,598	8,757	2,714
acres	1954...	513,466	342,580	127,195	43,691	116,116	73,705	29,474	12,937
	1949...	660,744	371,956	224,400	64,388	189,565	93,077	74,481	22,007
bushels	1954...	8,581,953	5,625,480	2,211,253	745,220	2,073,299	1,260,943	565,611	246,745
	1949...	13,412,760	7,606,684	4,536,809	1,269,267	4,142,027	2,037,747	1,627,772	476,508
Cotton harvested.....multiple units reporting	1954...	17,519	13,025	3,166	1,328	4,258	3,229	603	426
	1949...	19,977	13,506	4,589	1,882	5,198	3,589	1,062	547
subunits reporting	1954...	69,757	45,613	16,624	7,520	33,963	21,699	7,637	4,627
	1949...	86,378	47,724	29,219	9,435	45,217	23,393	16,203	5,621
acres	1954...	1,086,515	693,292	260,499	132,724	671,763	425,332	150,089	96,342
	1949...	1,545,325	834,868	531,273	179,184	1,004,952	525,078	350,216	129,658
bales	1954...	913,044	577,651	220,107	115,286	579,809	365,127	129,647	85,035
	1949...	970,838	515,412	338,835	116,591	704,762	365,684	248,141	90,937
Rice harvested.....multiple units reporting	1954...	92	54	19	19	88	53	18	17
	1949...	3	3	3	3
subunits reporting	1954...	94	55	19	20	90	54	18	18
	1949...	3	3	3	3
acres	1954...	26,545	14,051	5,606	6,888	25,790	13,851	5,381	6,558
	1949...	1,399	1,399	1,399	1,399
bushels	1954...	1,627,072	902,250	338,080	386,742	1,578,072	892,250	321,080	364,742
	1949...	73,500	73,500	73,500	73,500
Peanuts harvested for picking or threshing.....multiple units reporting	1954...	275	200	51	24
	1949...	365	260	67	38	6	3
subunits reporting	1954...	393	279	80	34
	1949...	471	324	95	52	7	3
acres	1954...	301	193	79	29
	1949...	449	302	99	48	7	4
pounds	1954...	93,824	57,890	23,478	12,456
	1949...	162,271	115,340	27,314	19,617	3,635	2,260	1,375	...
Horses and/or mules....multiple units reporting	1954...	14,178	10,364	2,737	1,077	2,315	1,671	380	264
	1950...	17,991	12,160	4,123	1,708	3,731	2,500	834	397
number	1954...	65,007	40,788	18,225	5,994	12,801	8,070	3,073	1,658
	1950...	104,656	56,659	36,937	11,060	27,120	13,228	10,543	3,349
Landlord-tenant operations containing multiple units:									
All subunits including home farm.....number	1954...	91,696	51,807	29,366	10,523	38,515	22,384	10,550	5,581
	1950...	117,511	54,483	48,871	14,157	52,503	24,366	21,238	6,899
Land in all subunits including home farm.....acres	1954...	7,734,120	4,161,604	2,686,140	886,376	2,501,238	1,430,985	682,836	387,417
	1950...	8,179,411	3,593,569	3,610,432	975,410	2,686,573	1,195,238	1,127,714	363,621
Owned by operator of multiple unit..acres	1954...	6,036,358	3,171,973	2,139,143	725,242	1,748,964	945,275	505,278	298,411
	1950...	6,459,217	2,744,586	2,935,007	779,624	1,933,998	789,987	874,609	269,402
Rented by operator of multiple unit.....acres	1954...	1,697,762	989,631	546,997	161,134	752,274	485,710	177,558	89,006
	1950...	1,720,194	848,983	675,425	195,786	752,575	405,251	253,105	94,219
Subunits not included in multiple units.....operators reporting	1954...	4,691	...	3,313	1,378	1,036	...	607	429
	1950...	6,758	...	4,750	2,008	1,623	...	1,070	553
number	1954...	12,987	...	10,694	2,293	3,471	...	2,646	825
	1950...	20,255	...	16,844	3,411	5,736	...	4,646	1,090
Share tenants.....number	1954...	9,026	...	9,026	...	2,189	...	2,189	...
	1950...	13,363	...	13,363	...	3,685	...	3,685	...
Other tenants, not croppers nor share tenants.....number	1954...	3,961	...	1,668	2,293	1,282	...	457	825
	1950...	6,892	...	3,481	3,411	2,051	...	961	1,090
Land in subunits not included in multiple units.....acres	1954...	481,912	...	383,800	98,112	143,918	...	102,166	41,752
	1950...	785,486	...	648,238	137,248	230,601	...	181,057	49,544

MULTIPLE-UNIT OPERATIONS

Economic Area Table 6.—MULTIPLE-UNIT OPERATIONS, BY KIND OF TENANT IN LANDLORD-TENANT OPERATION: CENSUSES OF 1954 AND 1950—Continued

Item (For definitions and explanations, see text)		Area 2				Areas 3 and A			
		Total	Kind of tenant in landlord-tenant operation			Total	Kind of tenant in landlord-tenant operation		
			Croppers only	Croppers, share, and/or other tenants only	Croppers and tenants other than share tenants only		Croppers only	Croppers, share, and/or other tenants only	Croppers and tenants other than share tenants only
1 Multiple-unit operations.....number	1954...	3,349	2,310	773	266	1,194	817	241	136
2	1950...	4,136	2,499	1,205	432	1,412	911	369	132
3 Subunits in multiple-unit operations.....total number	1954...	14,857	9,121	4,283	1,453	3,788	2,306	1,012	470
4	1950...	17,973	9,252	6,756	4,597	2,488	1,698	411	130
5 Home farms.....number	1954...	3,213	2,230	731	252	1,171	805	236	126
6	1950...	3,855	2,336	1,108	411	1,360	882	352	340
7 Cropper farms.....number	1954...	11,644	6,891	3,552	1,201	2,617	1,501	776	285
8	1950...	14,118	6,916	5,648	1,554	3,237	1,606	1,346	285
9 Land in multiple-unit operations....total acres	1954...	1,583,079	790,201	635,677	157,201	651,998	299,194	274,578	78,226
10	1950...	1,660,565	688,630	785,081	186,854	682,411	268,692	347,356	66,363
11 Home farms.....acres	1954...	1,360,784	660,834	568,798	131,152	602,473	271,514	259,333	71,626
12	1950...	1,354,206	532,080	666,474	155,652	608,540	231,818	316,571	60,151
13 Cropper farms.....acres	1954...	222,295	129,367	66,879	26,049	49,525	27,680	15,245	6,600
14	1950...	306,399	156,590	118,607	31,202	73,871	36,874	30,785	6,212
15 Cropland harvested.....total acres	1954...	464,612	267,056	145,236	52,320	98,867	54,610	32,826	11,431
16	1949...	493,081	236,875	202,231	53,975	108,677	52,781	47,552	8,344
17 Corn harvested for grain.....multiple units reporting	1954...	3,116	2,137	734	245	1,138	784	228	126
18	1949...	3,837	2,306	1,133	398	1,359	881	350	128
19 subunits reporting	1954...	10,232	6,203	3,014	1,015	2,950	1,818	806	326
20	1949...	12,722	6,573	4,928	1,221	3,658	2,030	1,303	325
21 acres	1954...	116,871	67,975	36,147	12,749	32,442	19,779	9,162	3,501
22	1949...	142,238	69,592	58,193	14,453	41,333	21,392	16,485	3,256
23 bushels	1954...	1,692,298	934,997	568,366	188,935	649,032	394,671	191,525	62,836
24	1949...	2,626,564	1,269,883	1,097,822	258,859	746,402	411,575	273,842	60,985
25 Cotton harvested.....multiple units reporting	1954...	3,304	2,286	757	261	1,124	771	222	131
26	1949...	3,994	2,405	1,174	415	1,217	769	340	108
27 subunits reporting	1954...	11,514	8,270	3,893	1,351	2,906	1,730	799	377
28	1949...	15,657	8,009	6,010	1,638	3,246	1,625	1,377	244
29 acres	1954...	183,499	109,715	53,282	20,502	29,666	16,184	9,618	3,864
30	1949...	231,491	118,112	88,677	24,702	34,737	16,203	16,299	2,235
31 bales	1954...	164,830	98,428	47,682	18,720	22,326	12,053	7,553	2,720
32	1949...	128,073	65,078	48,452	14,543	14,740	6,778	6,978	984
33 Rice harvested..... multiple units reporting	1954...	4	1	1	2
34	1949...
35 subunits reporting	1954...	4	1	1	2
36	1949...
37 acres	1954...	755	200	225	330
38	1949...
39 bushels	1954...	49,000	10,000	17,000	22,000
40	1949...
41 Peanuts harvested for picking or threshing.....multiple units reporting	1954...	35	26	6	3	20	12	4	4
42	1949...	62	41	16	5	22	15	7	...
43 subunits reporting	1954...	77	54	18	5	37	24	7	6
44	1949...	75	49	20	6	30	18	12	...
45 acres	1954...	48	34	10	4	25	16	4	5
46	1949...	60	39	16	5	17	11	6	...
47 pounds	1954...	16,769	11,437	3,872	1,460	10,242	4,560	772	4,910
48	1949...	16,655	12,155	3,522	978	6,744	5,552	1,192	...
49 Horses and/or mules...multiple units reporting	1954...	2,878	1,969	681	228	1,087	749	222	116
50	1950...	3,681	2,230	1,056	395	1,328	862	347	119
51 number	1954...	17,552	9,793	6,041	1,718	5,586	2,994	1,947	645
52	1950...	26,870	12,998	10,843	3,029	7,364	3,750	3,014	600
53 Landlord-tenant operations containing multiple units:									
54 All subunits including home farm.....number	1954...	18,294	9,121	7,259	1,914	5,265	2,306	2,282	677
	1950...	24,014	9,252	11,982	2,780	6,492	2,488	3,363	641
55 Land in all subunits including home farm.....acres	1954...	1,701,333	790,201	731,662	179,470	698,660	299,194	315,160	84,306
56	1950...	1,914,462	688,630	1,001,000	224,832	739,041	268,692	396,392	73,957
57 Owned by operator of multiple unit.....acres	1954...	1,222,922	546,773	537,856	138,293	599,696	250,688	274,372	74,636
58	1950...	1,383,588	467,626	745,039	170,923	646,290	232,828	350,789	62,673
59 Rented by operator of multiple unit.....acres	1954...	478,411	243,428	193,806	41,177	98,964	48,506	40,788	9,670
60	1950...	530,874	221,004	255,961	53,909	92,751	35,864	45,603	11,284
61 Subunits not included in multiple units.....operators reporting	1954...	1,039	...	773	266	377	...	241	136
62	1950...	1,637	...	1,205	432	501	...	369	132
63 number	1954...	3,437	...	2,976	461	1,477	...	1,270	207
64	1950...	6,041	...	5,226	815	1,895	...	1,665	230
65 Share tenants.....number	1954...	2,482	...	2,482	...	998	...	998	...
66	1950...	3,952	...	3,952	...	1,299	...	1,299	...
67 Other tenants, not croppers nor share tenants.....number	1954...	955	...	494	461	479	...	272	207
68	1950...	2,089	...	1,274	815	596	...	366	230
69 Land in subunits not included in multiple units.....acres	1954...	118,254	...	95,985	22,269	46,662	...	40,582	6,080
70	1950...	253,897	...	215,919	37,978	56,630	...	49,036	7,594

Economic Area Table 6.—MULTIPLE-UNIT OPERATIONS, BY KIND OF TENANT IN LANDLORD-TENANT OPERATION:
CENSUSES OF 1954 AND 1950—Continued

Item (For definitions and explanations, see text)	Area 4				Area 5			
	Total	Kind of tenant in landlord-tenant operation			Total	Kind of tenant in landlord-tenant operation		
		Croppers only	Croppers, share, and/or other tenants only	Croppers and tenants other than share tenants only		Croppers only	Croppers, share, and/or other tenants only	Croppers and tenants other than share tenants only
Multiple-unit operations.....number	1,997	1,440	458	99	1,920	1,305	467	148
1950.....	2,155	1,380	635	140	2,325	1,442	634	249
Subunits in multiple-unit operations.....total number	5,468	3,817	1,373	278	6,416	3,855	2,036	525
1950.....	5,688	3,449	1,864	375	7,896	4,280	2,762	854
Home farms.....number	1,953	1,409	445	99	1,880	1,275	458	147
1950.....	2,062	1,332	596	134	2,217	1,391	591	235
Cropper farms.....number	3,515	2,408	928	179	4,536	2,580	1,578	378
1950.....	3,626	2,117	1,268	241	5,679	2,889	2,171	619
Land in multiple-unit operations....total acres	554,869	332,021	190,012	32,836	740,857	348,920	329,084	62,853
1950.....	515,955	261,668	222,054	32,233	783,357	331,825	354,084	97,448
Home farms.....acres	455,541	265,789	162,482	27,270	643,821	292,224	296,509	55,088
1950.....	411,758	203,257	183,974	24,527	645,473	260,859	302,297	82,317
Cropper farms.....acres	99,328	66,232	27,530	5,566	97,036	56,696	32,757	7,765
1950.....	104,197	58,411	38,080	7,706	137,884	70,966	51,787	15,131
Cropland harvested.....total acres	158,540	110,081	40,272	8,187	213,720	114,100	84,060	15,560
1949.....	157,039	91,633	56,001	9,405	263,214	127,143	108,305	27,766
Corn harvested for grain.....multiple units reporting	1,943	1,406	441	96	1,757	1,190	439	128
1949.....	2,072	1,331	608	133	2,199	1,377	595	227
subunits reporting	4,378	3,097	1,075	206	4,673	2,858	1,448	367
1949.....	4,632	2,867	1,473	292	6,371	3,522	2,182	667
acres	60,973	43,229	14,643	3,101	53,469	32,747	16,664	4,058
1949.....	60,228	35,059	21,546	3,623	74,780	39,973	27,363	7,444
bushels	908,135	648,137	211,407	48,591	831,983	464,881	303,996	63,106
1949.....	1,413,820	864,377	469,635	79,808	1,586,005	837,357	604,395	144,253
Cotton harvested.....multiple units reporting	1,948	1,416	436	96	1,849	1,261	451	137
1949.....	2,103	1,353	616	134	2,217	1,381	603	233
subunits reporting	4,471	3,152	1,101	218	5,277	3,134	1,722	421
1949.....	4,823	2,979	1,539	305	6,517	3,539	2,299	679
acres	51,155	36,101	12,396	2,658	61,205	35,594	21,242	4,369
1949.....	63,492	38,052	21,532	3,908	86,418	45,333	32,911	8,174
bales	39,079	27,344	9,782	1,953	43,682	24,906	15,712	3,064
1949.....	34,943	20,879	11,930	2,134	39,431	20,479	15,103	3,849
Rice harvested.....multiple units reporting
1949.....
subunits reporting
1949.....
acres
1949.....
bushels
1949.....
Peanuts harvested for picking or threshing.....multiple units reporting	43	30	11	2	35	22	10	3
1949.....	35	26	6	3	70	47	8	15
subunits reporting	53	34	17	2	47	30	14	3
1949.....	38	28	6	4	100	61	13	26
acres	54	35	17	2	43	27	13	3
1949.....	40	28	7	5	101	56	23	22
pounds	11,677	7,346	3,931	400	8,676	5,548	2,308	820
1949.....	12,101	6,545	636	4,920	33,536	16,859	10,099	6,578
Horses and/or mules....multiple units reporting	1,580	1,132	370	78	1,598	1,057	410	131
1950.....	1,936	1,254	563	119	2,057	1,287	548	222
number	5,645	3,916	1,425	304	8,727	4,715	3,220	792
1950.....	8,884	5,126	3,201	557	13,878	6,964	5,279	1,635
Landlord-tenant operations containing multiple units:								
All subunits including home farm.....number	6,628	3,817	2,382	429	8,142	3,855	3,531	756
1950.....	7,423	3,449	3,428	546	10,389	4,280	4,817	1,292
Land in all subunits including home farm.....acres	604,879	332,021	234,565	38,293	803,645	348,920	379,873	74,852
1950.....	589,333	261,668	291,020	36,645	865,448	331,825	418,483	115,140
Owned by operator of multiple unit..acres	518,062	277,051	204,761	36,250	650,717	275,748	311,169	63,800
1950.....	506,647	218,309	255,072	33,266	715,946	257,966	358,681	99,299
Rented by operator of multiple unit.....acres	86,817	54,970	29,804	2,043	152,928	73,172	68,704	11,052
1950.....	82,686	43,359	35,948	3,379	149,502	73,859	59,802	15,841
Subunits not included in multiple units.....operators reporting	557	...	458	99	615	...	467	148
1950.....	775	...	635	140	883	...	634	249
number	1,160	...	1,009	151	1,726	...	1,495	231
1950.....	1,735	...	1,564	171	2,493	...	2,055	438
Share tenants.....number	898	...	898	...	1,284	...	1,284	...
1950.....	1,439	...	1,439	...	1,618	...	1,618	...
Other tenants, not croppers nor share tenants.....number	262	...	111	151	442	...	211	231
1950.....	296	...	125	171	875	...	437	438
Land in subunits not included in multiple units.....acres	50,010	...	44,553	5,457	62,788	...	50,789	11,999
1950.....	73,378	...	68,966	4,412	82,091	...	64,399	17,692

MULTIPLE-UNIT OPERATIONS

Economic Area Table 6.—MULTIPLE-UNIT OPERATIONS, BY KIND OF TENANT IN LANDLORD-TENANT OPERATION:
CENSUSES OF 1954 AND 1950—Continued

Item (For definitions and explanations, see text)	Area 6a				Area 6b			
	Total	Kind of tenant in landlord-tenant operation			Total	Kind of tenant in landlord-tenant operation		
		Croppers only	Croppers, share, and/or other tenants only	Croppers and tenants other than share tenants only		Croppers only	Croppers, share, and/or other tenants only	Croppers and tenants other than share tenants only
1 Multiple-unit operations.....number 1954...	3,677	2,948	541	188	1,502	1,178	219	105
2 1950...	3,901	3,007	555	339	1,617	1,183	279	155
3 Subunits in multiple-unit operations.....total number 1954...	9,167	7,240	1,444	483	3,711	2,854	606	251
4 1950...	10,044	7,551	1,580	913	4,077	2,909	766	402
5 Home farms.....number 1954...	3,641	2,921	534	186	1,488	1,168	216	104
6 1950...	3,789	2,925	535	329	1,557	1,143	266	148
7 Cropper farms.....number 1954...	5,526	4,319	910	297	2,223	1,686	390	147
8 1950...	6,255	4,626	1,045	584	2,520	1,766	500	254
9 Land in multiple-unit operations....total acres 1954...	853,786	607,010	193,824	52,952	483,325	331,854	95,994	55,477
10 1950...	844,310	561,519	200,247	82,544	427,678	266,829	106,116	54,733
11 Home farms.....acres 1954...	729,999	512,025	173,461	44,513	431,296	294,126	85,093	52,077
12 1950...	680,723	441,878	171,924	66,921	359,509	218,624	92,092	48,793
13 Cropper farms.....acres 1954...	123,787	94,985	20,363	8,439	52,029	37,728	10,901	3,400
14 1950...	163,587	119,641	28,323	15,623	68,169	48,205	14,024	5,940
15 Cropland harvested.....total acres 1954...	199,003	155,253	32,611	11,139	81,353	63,185	13,209	4,959
16 1949...	237,031	173,728	42,308	20,995	99,991	70,331	20,725	8,935
17 Corn harvested for grain.....multiple units reporting 1954...	3,592	2,896	516	180	1,476	1,160	214	102
18 1949...	3,786	2,918	540	328	1,577	1,162	269	146
19 subunits reporting 1954...	7,423	5,903	1,146	374	3,072	2,392	484	196
20 1949...	8,281	6,245	1,309	727	3,429	2,517	600	312
21 acres 1954...	90,113	71,179	14,186	4,748	41,042	31,833	6,695	2,514
22 1949...	103,972	77,107	17,477	9,388	46,561	33,732	8,744	4,085
23 bushels 1954...	1,727,974	1,366,296	267,981	93,697	645,633	508,251	97,932	39,450
24 1949...	1,915,916	1,458,837	290,992	166,087	936,132	686,304	170,041	79,787
25 Cotton harvested.....multiple units reporting 1954...	3,556	2,882	496	178	1,410	1,116	198	96
26 1949...	3,707	2,863	529	315	1,483	1,093	262	128
27 subunits reporting 1954...	6,866	5,463	1,042	361	2,662	2,076	425	161
28 1949...	7,791	5,890	1,219	682	2,214	2,214	565	263
29 acres 1954...	65,513	51,703	10,058	3,752	22,947	17,941	3,787	1,219
30 1949...	91,086	68,199	14,993	7,894	32,398	23,219	6,593	2,586
31 bales 1954...	48,324	37,819	7,459	3,046	14,380	11,397	2,251	732
32 1949...	35,848	27,012	5,768	3,068	12,649	9,169	2,423	1,057
33 Rice harvested.....multiple units reporting 1954...
34 1949...
35 subunits reporting 1954...
36 1949...
37 acres 1954...
38 1949...
39 bushels 1954...
40 1949...
41 Peanuts harvested for picking or threshing.....multiple units reporting 1954...	93	74	13	6	46	34	6	6
42 1949...	76	52	16	8	90	72	11	7
43 subunits reporting 1954...	109	90	13	6	67	45	10	12
44 1949...	98	72	18	8	118	88	22	8
45 acres 1954...	55	41	8	6	56	38	9	9
46 1949...	102	65	26	11	111	88	18	5
47 pounds 1954...	23,907	18,982	2,984	1,941	13,953	9,417	1,611	2,925
48 1949...	37,282	25,995	6,232	5,055	41,593	35,249	4,258	2,086
49 Horses and/or mules....multiple units reporting 1954...	3,293	2,651	475	167	1,347	1,064	193	90
50 1950...	3,682	2,857	514	311	1,501	1,105	258	138
51 number 1954...	10,296	7,927	1,767	602	4,261	3,250	742	269
52 1950...	14,403	10,299	2,798	1,306	5,953	4,129	1,252	572
53 Landlord-tenant operations containing multiple units: All subunits including home farm.....number 1954...	10,308	7,240	2,343	725	4,271	2,854	998	419
54 1950...	11,604	7,551	2,715	1,338	4,860	2,909	1,316	635
55 Land in all subunits including home farm.....acres 1954...	890,178	607,010	224,903	58,265	507,053	331,854	114,534	60,665
56 1950...	894,525	561,519	238,578	94,428	466,014	266,829	136,527	62,658
57 Owned by operator of multiple unit..acres 1954...	799,454	549,868	196,466	53,120	470,053	305,790	106,639	57,624
58 1950...	820,196	514,682	219,328	86,186	429,784	244,626	131,112	54,046
59 Rented by operator of multiple unit.....acres 1954...	90,724	57,142	28,437	5,145	37,000	26,064	7,895	3,041
60 1950...	74,329	46,837	19,250	8,242	36,230	22,203	5,415	8,612
61 Subunits not included in multiple units.....operators reporting 1954...	729	...	541	188	324	...	219	105
62 1950...	894	...	555	339	434	...	279	155
63 number 1954...	1,141	...	899	242	560	...	392	168
64 1950...	1,560	...	1,135	425	783	...	550	233
65 Share tenants.....number 1954...	812	...	812	...	356	...	356	...
66 1950...	936	...	936	...	431	...	431	...
67 Other tenants, not croppers nor share tenants.....number 1954...	329	...	87	242	204	...	36	168
68 1950...	624	...	199	425	352	...	119	233
69 Land in subunits not included in multiple units.....acres 1954...	36,392	...	31,079	5,313	23,728	...	18,540	5,188
70 1950...	50,215	...	38,331	11,884	38,336	...	30,411	7,925

Economic Area Table 6.—MULTIPLE-UNIT OPERATIONS, BY KIND OF TENANT IN LANDLORD-TENANT OPERATION:
CENSUSES OF 1954 AND 1950—Continued

Item (For definitions and explanations, see text)	Areas 7 and 8			
	Total	Kind of tenant in landlord-tenant operation		
		Croppers only	Croppers, share, and/or other tenants only	Croppers and tenants other than share tenants only
1 Multiple-unit operations.....number 1954...	125	111	7	7
2 1950...	99	88	3	8
3 Subunits in multiple-unit operations.....total number 1954...	258	230	14	14
4 1950...	214	188	9	17
5 Home farms.....number 1954...	123	109	7	7
6 1950...	95	85	3	7
7 Cropper farms.....number 1954...	135	121	7	7
8 1950...	119	103	6	10
9 Land in multiple-unit operations...total acres 1954...	26,974	21,419	2,501	3,054
10 1950...	23,677	19,168	599	3,910
11 Home farms.....acres 1954...	23,028	17,779	2,356	2,893
12 1950...	19,489	15,464	444	3,581
13 Cropper farms.....acres 1954...	3,946	3,640	145	161
14 1950...	4,188	3,704	155	329
15 Cropland harvested.....total acres 1954...	5,514	4,846	391	277
16 1949...	4,950	4,198	249	503
17 Corn harvested for grain.....multiple units reporting 1954...	119	105	7	7
18 1949...	91	81	3	7
19 subunits reporting 1954...	183	163	9	11
20 1949...	146	127	7	12
21 acres 1954...	2,440	2,133	224	83
22 1949...	2,267	2,024	111	132
23 bushels 1954...	53,599	47,304	4,435	1,860
24 1949...	45,894	40,604	2,310	2,980
25 Cotton harvested.....multiple units reporting 1954...	70	64	3	3
26 1949...	58	53	3	2
27 subunits reporting 1954...	98	89	5	4
28 1949...	85	75	7	3
29 acres 1954...	767	722	27	18
30 1949...	751	672	52	27
31 bales 1954...	614	577	21	16
32 1949...	392	333	40	19
33 Rice harvested.....multiple units reporting 1954...
34 1949...
35 subunits reporting 1954...
36 1949...
37 acres 1954...
38 1949...
39 bushels 1954...
40 1949...
41 Peanuts harvested for picking or threshing.....multiple units reporting 1954...	3	2	1	...
42 1949...	4	4
43 subunits reporting 1954...	3	2	1	...
44 1949...	5	5
45 acres 1954...	20	2	18	...
46 1949...	11	11
47 pounds 1954...	8,600	600	8,000	...
48 1949...	10,725	10,725
49 Horses and/or mules...multiple units reporting 1954...	80	71	6	3
50 1950...	75	65	3	7
51 number 1954...	139	123	10	6
52 1950...	184	165	7	12
53 Landlord-tenant operations containing multiple units: All subunits including home farm.....number 1954...	273	230	21	22
54 1950...	226	188	12	26
55 Land in all subunits including home farm.....acres 1954...	27,134	21,419	2,607	3,108
56 1950...	24,015	19,168	718	4,129
57 Owned by operator of multiple unit...acres 1954...	26,490	20,780	2,602	3,108
58 1950...	22,768	18,562	377	3,829
59 Rented by operator of multiple unit.....acres 1954...	644	639	5	...
60 1950...	1,247	606	341	300
61 Subunits not included in multiple units.....operators reporting 1954...	14	...	7	7
62 1950...	11	...	3	8
63 number 1954...	15	...	7	8
64 1950...	12	...	3	9
65 Share tenants.....number 1954...	7	...	7	...
66 1950...	3	...	3	...
67 Other tenants, not croppers nor share tenants.....number 1954...	8	8
68 1950...	9	9
69 Land in subunits not included in multiple units.....acres 1954...	160	...	106	54
70 1950...	338	...	119	219

MISSOURI

State Economic Areas



MISSOURI

County Table 1.—MULTIPLE-UNIT OPERATIONS: CENSUSES OF 1954 AND 1950

Item (For definitions and explanations, see text)		Total, selected counties	Butler	Dunklin	Mississippi	New Madrid	Pemiscot	Scott	Stoddard
1	All farms.....number 1954...	17,198	2,802	2,605	1,435	2,865	2,794	1,353	3,344
2	1950...	21,774	3,480	3,312	1,879	3,857	3,347	1,838	4,061
3	Land in farms.....acres 1954...	2,018,548	268,871	269,468	210,146	334,734	268,281	234,006	433,042
4	1950...	2,112,668	281,095	300,785	216,188	343,647	272,222	246,552	452,179
5	Cropland harvested.....acres 1954...	1,470,124	112,051	222,646	164,704	288,451	243,775	166,173	272,324
6	1949...	1,449,580	97,606	232,192	166,454	290,709	227,576	167,133	267,910
7	Corn harvested for grain.....farms reporting 1954...	9,675	1,674	1,774	747	1,353	912	1,052	2,163
8	1949...	12,580	2,016	2,222	960	1,965	1,336	1,238	2,843
9	acres 1954...	272,883	29,476	37,023	45,372	41,416	10,498	44,345	64,753
10	1949...	322,178	32,918	41,014	47,990	51,852	17,830	48,234	82,340
11	bushels 1954...	5,999,831	350,903	484,468	1,358,964	1,010,175	211,100	1,371,384	1,212,837
12	1949...	9,286,470	697,006	886,779	1,664,064	1,462,938	406,193	1,726,803	2,442,687
13	Cotton harvested.....farms reporting 1954...	13,433	1,540	2,419	1,218	2,727	2,696	688	2,145
14	1949...	15,673	1,730	2,940	1,506	3,412	3,077	928	2,080
15	acres 1954...	421,833	21,600	85,618	30,976	105,223	107,806	21,291	49,319
16	1949...	583,956	26,005	136,014	43,164	137,977	149,145	28,662	62,989
17	bales 1954...	404,403	13,988	76,838	31,288	99,652	112,530	20,767	49,340
18	1949...	468,028	18,707	107,262	41,600	109,422	117,046	23,371	50,620
19	Rice harvested.....farms reporting 1954...	41	9	8	2	5	5	4	8
20	1949...	6	5	1
21	acres 1954...	5,642	2,311	197	232	370	635	400	1,497
22	1949...	8	8	(2)
23	bushels 1954...	343,995	149,450	10,230	7,800	18,800	39,015	27,000	91,700
24	1949...	6,506	6,431	75
25	Peanuts harvested for picking or threshing.....farms reporting 1954...	5	3	1	1	...
26	1949...	13	8	2	...	2	1
27	acres 1954...	4	2	1	1	...
28	1949...	10	7	(2)	...	2	1
29	pounds 1954...	764	500	100	100	...
30	1949...	2,710	905	85	...	1,600	120
31	Horses and/or mules.....farms reporting 1954...	3,180	1,030	288	155	245	146	342	974
32	1950...	9,561	2,376	1,206	637	1,131	940	915	2,356
33	number 1954...	6,468	1,957	555	411	589	302	731	1,923
34	1950...	24,761	5,526	2,766	2,269	3,184	2,405	2,495	6,116
35	Multiple-unit operations.....number 1954...	1,434	42	130	251	368	358	67	218
36	1950...	1,981	42	165	301	625	434	185	229
37	Subunits in multiple-unit operations.....number 1954...	4,403	89	324	856	1,223	1,141	168	602
38	1950...	6,433	88	399	1,127	2,131	1,489	592	607
39	Home farms.....number 1954...	1,266	42	111	232	299	238	201	207
40	1950...	1,828	42	150	271	583	395	174	213
41	Cropper farms.....number 1954...	3,137	47	213	624	900	842	110	401
42	1950...	4,605	46	249	856	1,548	1,094	418	394
43	Land owned by landlord.....acres 1954...	330,830	7,487	30,861	57,561	97,707	61,132	31,973	44,109
44	1950...	383,576	6,896	35,202	90,206	83,034	75,833	54,080	38,325
45	Land rented from others by landlord.....acres 1954...	276,399	1,780	12,494	61,852	82,934	56,474	14,287	46,578
46	1950...	325,442	1,620	14,241	56,297	107,824	61,807	46,302	37,351
47	Land in multiple-unit operations.....acres 1954...	479,140	8,202	30,059	106,829	148,055	84,793	26,890	74,312
48	1950...	592,313	7,606	34,675	127,443	176,441	105,705	76,113	64,330
49	Home farms.....acres 1954...	388,739	6,406	21,184	89,698	120,263	66,670	21,948	62,570
50	1950...	455,237	5,885	25,624	101,045	129,764	80,371	60,136	52,412
51	Cropper farms.....acres 1954...	90,401	1,796	8,875	17,131	27,792	18,123	4,942	11,742
52	1950...	137,076	1,721	9,051	26,398	46,677	25,334	15,977	11,918
53	Cropland harvested.....acres 1954...	399,742	4,084	24,808	86,641	124,931	77,534	22,440	59,304
54	1949...	460,173	3,529	25,606	95,973	146,563	87,932	55,646	44,924
55	Corn harvested for grain.....multiple units reporting 1954...	1,085	35	98	225	287	192	61	187
56	1949...	1,590	33	126	260	274	274	211	231
57	subunits reporting 1954...	1,375	48	147	298	359	211	81	278
58	1949...	2,302	49	182	409	770	364	250	278
59	acres 1954...	61,433	800	3,108	21,685	19,022	3,006	5,469	8,343
60	1949...	83,858	961	3,885	25,963	25,398	5,846	12,714	9,091
61	bushels 1954...	1,586,916	10,292	39,740	675,776	462,495	58,871	176,501	163,241
62	1949...	2,623,272	20,595	89,775	951,822	702,909	137,901	459,963	260,307
63	Cotton harvested.....multiple units reporting 1954...	1,416	39	129	248	366	357	64	213
64	1949...	1,899	37	157	286	608	430	206	206
65	subunits reporting 1954...	4,003	64	288	734	1,144	1,093	144	536
66	1949...	5,502	61	343	928	1,826	1,359	499	486
67	acres 1954...	132,617	1,137	9,824	17,560	47,249	35,788	4,248	16,811
68	1949...	193,430	1,399	14,019	25,611	66,294	52,293	16,344	17,470
69	bales 1954...	132,716	796	9,424	18,458	44,661	37,088	4,665	17,624
70	1949...	161,501	1,091	12,127	25,266	54,040	41,480	13,859	13,638
71	Rice harvested.....multiple units reporting 1954...	4	1	3
72	1949...
73	subunits reporting 1954...	4	1	3
74	1949...
75	acres 1954...	706	6	700
76	1949...
77	bushels 1954...	49,875	375	49,500
78	1949...
79	Peanuts harvested for picking or threshing.....multiple units reporting 1954...
80	1949...
81	subunits reporting 1954...
82	1949...
83	acres 1954...
84	1949...
85	pounds 1954...
86	1949...
87	Horses and/or mules....multiple units reporting 1954...	278	14	27	67	50	33	17	70
88	1950...	1,044	24	76	193	301	212	111	127
89	number 1954...	737	25	72	165	174	68	45	188
90	1950...	3,951	68	264	957	1,086	707	419	450
91	Farms not in multiple units.....number 1954...	12,795	2,713	2,281	579	1,642	1,653	1,185	2,742
92	1950...	15,341	3,392	2,913	752	1,726	1,858	1,246	3,454
93	Land in farms not in multiple units.....acres 1954...	1,539,408	260,669	239,409	103,317	186,679	183,488	207,116	358,730
94	1950...	1,520,355	273,489	266,110	88,745	167,206	166,517	170,439	387,849

Z Reported in small fractions.

MULTIPLE-UNIT OPERATIONS

Economic Area Table 1.—MULTIPLE-UNIT OPERATIONS,

Item (For definitions and explanations, see text)	Total, selected areas								
	Total	Size of unit							
		Under 30 acres	30 to 49 acres	50 to 69 acres	70 to 99 acres	100 to 139 acres	140 to 179 acres	180 to 219 acres	220 to 259 acres
1 Multiple-unit operations.....number 1954...	1,434	24	55	54	112	117	174	142	146
2	1,981	21	58	68	186	228	311	193	181
3 Subunits in multiple-unit operations.....total number 1954...	4,403	52	126	125	246	272	415	380	386
4	6,433	42	130	147	421	534	763	509	515
5 Home farms.....number 1954...	1,266	7	18	22	98	101	158	133	142
6	1,828	3	25	38	165	208	302	189	175
7 Cropper farms.....number 1954...	3,137	45	108	103	148	171	257	247	244
8	4,605	39	105	109	256	326	461	320	340
9 Land in multiple-unit operations....total acres 1954...	479,140	553	2,093	3,251	9,136	13,785	27,592	28,122	34,668
10	592,313	461	2,340	3,988	15,303	26,668	49,151	38,142	42,944
11 Home farms.....acres 1954...	388,739	101	403	728	5,308	8,952	20,808	21,543	28,400
12	455,237	34	683	1,456	9,578	17,453	36,894	29,032	33,478
13 Cropper farms.....acres 1954...	90,401	452	1,690	2,523	3,828	4,833	6,784	6,579	6,268
14	137,076	427	1,657	2,532	5,725	9,215	12,257	9,110	9,466
15 Cropland harvested.....total acres 1954...	399,742	488	1,881	2,986	7,924	11,764	24,475	24,734	29,350
16	460,173	406	2,086	3,517	12,605	22,359	41,316	32,662	36,104
17 Corn harvested for grain.....multiple units reporting 1954...	1,085	6	8	15	76	81	135	123	124
18	1,590	...	21	32	131	181	262	170	168
19 subunits reporting 1954...	1,375	6	10	17	94	99	161	151	145
20	2,302	...	23	40	162	246	359	228	217
21 acres 1954...	61,433	35	74	199	1,034	1,719	3,601	4,174	5,102
22	83,858	...	234	532	2,304	4,242	8,030	6,557	7,155
23 bushels 1954...	1,586,916	875	810	3,074	17,980	38,739	78,708	90,212	137,890
24	2,623,272	...	6,050	13,589	53,532	112,174	213,571	181,312	221,971
25 Cotton harvested.....multiple units reporting 1954...	1,416	22	55	53	112	115	171	141	142
26	1,899	20	52	64	179	220	299	182	174
27 subunits reporting 1954...	4,003	40	114	113	213	237	377	347	345
28	5,502	36	110	119	354	456	656	427	442
29 acres 1954...	132,617	413	1,576	2,330	3,852	5,225	9,251	9,231	9,056
30	193,430	380	1,626	2,558	7,906	11,689	19,951	13,460	15,256
31 bales 1954...	132,716	425	1,606	2,368	3,908	5,241	9,482	8,789	8,964
32	161,501	351	1,383	2,159	6,172	9,550	16,447	11,299	12,806
33 Rice harvested.....multiple units reporting 1954...	4	1
34
35 subunits reporting 1954...	4	1
36
37 acres 1954...	706	6
38
39 bushels 1954...	49,875	375
40
41 Peanuts harvested for picking or threshing.....multiple units reporting 1954...
42
43 subunits reporting 1954...
44
45 acres 1954...
46
47 pounds 1954...
48
49 Horses and/or mules....multiple units reporting 1954...	278	...	3	4	20	23	24	23	29
50	1,044	2	19	26	81	112	169	96	92
51 number 1954...	737	...	5	12	41	55	41	49	53
52	3,951	6	44	66	223	281	471	295	295
53 Landlord-tenant operations containing multiple units: All subunits including home farm.....number 1954...	5,441	87	184	168	297	366	507	428	424
54	7,808	48	165	188	470	589	888	590	559
55 Land in all subunits including home farm.....acres 1954...	607,229	5,865	4,793	7,648	13,378	24,766	32,301	31,708	38,495
56	709,018	679	4,730	8,817	18,620	30,640	63,192	44,233	45,509
57 Owned by operator of multiple unit.....acres 1954...	330,830	5,850	4,673	5,678	10,418	14,251	15,909	16,039	15,612
58	383,576	679	4,614	8,006	11,431	15,924	31,927	23,788	18,567
59 Rented by operator of multiple unit.....acres 1954...	276,399	15	120	1,970	2,960	10,515	16,392	15,669	22,883
60	325,442	...	116	811	7,189	14,716	31,265	20,445	26,942
61 Subunits not included in multiple units.....operators reporting 1954...	308	7	12	14	23	18	23	27	22
62	419	3	13	17	30	36	40	38	31
63 number 1954...	1,038	35	58	43	51	94	92	48	38
64	1,375	6	35	41	49	55	125	81	44
65 Share tenants.....number 1954...	730	34	28	38	37	86	32	23	30
66	761	6	18	31	25	35	47	43	18
67 Other tenants, not croppers nor share tenants.....number 1954...	308	1	30	5	14	8	60	25	8
68	614	...	17	10	24	20	78	38	26
69 Land in subunits not included in multiple units.....acres 1954...	128,089	5,312	2,700	4,397	4,242	10,981	4,709	3,586	3,827
70	116,705	218	2,390	4,829	3,317	3,972	14,041	6,091	2,565

BY SIZE OF UNIT: CENSUSES OF 1954 AND 1950

Total, selected areas—Con.			Area 9a												
Size of unit—Continued			Total	Size of unit											
260 to 499 acres	500 to 999 acres	1,000 acres and over		Under 30 acres	30 to 49 acres	50 to 69 acres	70 to 99 acres	100 to 139 acres	140 to 179 acres	180 to 219 acres	220 to 259 acres	260 to 499 acres	500 to 999 acres	1,000 acres and over	
375	175	60	327	2	12	14	20	22	39	29	45	92	40	12	
474	194	67	456	3	8	15	32	44	63	38	47	133	54	19	
1,192	774	435	859	4	27	32	40	46	85	63	108	234	150	70	
1,662	1,021	689	1,287	6	18	31	65	94	144	90	113	367	225	134	
361	167	59	301	2	8	5	17	20	37	29	43	88	40	12	
466	191	66	429	2	3	8	30	39	61	37	46	131	53	19	
831	607	376	558	2	19	27	23	26	48	34	65	146	110	58	
1,196	830	623	858	4	15	23	35	55	83	53	67	236	172	115	
133,987	118,115	107,838	109,404	47	472	852	1,595	2,590	6,219	5,680	10,670	33,497	27,190	20,592	
167,930	128,116	117,270	148,049	68	295	885	2,601	5,174	9,910	11,513	11,106	46,111	35,907	28,479	
108,782	99,095	94,619	90,924	22	222	181	909	1,957	5,048	4,458	8,838	27,257	22,848	19,184	
132,682	102,989	90,958	118,433	24	83	304	1,692	3,364	7,444	5,951	8,742	38,431	30,128	22,270	
25,205	19,020	13,219	18,480	25	250	671	686	633	1,171	1,222	1,832	6,240	4,342	1,408	
35,248	25,127	26,312	29,616	44	212	581	909	1,810	2,466	1,562	2,364	7,680	6,209	6,209	
115,525	95,796	84,819	85,828	25	311	722	1,123	1,845	5,204	4,446	8,526	26,886	20,443	16,297	
134,781	100,173	74,164	104,099	25	223	710	1,827	3,751	7,252	5,810	9,217	33,785	24,360	17,139	
321	146	50	283	1	4	4	18	18	37	29	41	85	36	10	
405	164	56	401	...	1	12	27	36	60	35	46	120	46	18	
414	197	81	360	1	5	4	20	22	44	38	51	108	47	20	
600	278	149	577	...	1	13	32	47	91	47	63	159	73	51	
19,172	16,450	9,873	14,612	15	41	63	309	305	1,181	1,008	1,634	5,285	3,170	1,601	
23,862	18,905	12,037	22,766	...	16	213	561	1,070	2,139	1,490	2,146	7,327	5,250	2,554	
487,949	474,412	256,267	350,034	300	295	801	4,038	5,920	24,169	17,127	35,338	143,107	82,499	36,440	
768,451	662,094	390,528	740,865	...	200	4,740	13,820	29,284	57,957	43,455	74,235	249,499	175,820	91,855	
371	175	59	316	1	12	13	20	21	39	28	43	88	40	11	
453	192	64	418	2	6	12	29	39	60	36	45	119	53	17	
1,082	716	419	744	1	19	26	33	35	81	50	94	198	141	66	
1,420	891	591	1,046	3	13	22	46	71	120	64	97	297	194	119	
35,612	27,574	28,497	22,196	10	198	547	433	646	1,579	1,256	2,323	5,871	5,266	4,067	
55,107	39,238	26,259	35,213	25	175	438	888	1,468	3,045	1,341	2,837	11,417	7,773	5,806	
35,357	27,967	28,609	23,085	7	165	586	422	635	1,719	1,183	2,364	6,213	5,551	4,240	
45,471	33,076	22,787	28,588	17	172	355	703	1,175	2,519	1,100	2,376	8,856	6,331	4,984	
2	...	1	3	2	...	1	
...	
2	...	1	3	2	...	1	
...	
450	...	250	700	450	...	250	
...	
35,500	...	14,000	49,500	35,500	...	14,000	
...	
...	
...	
...	
...	
...	
...	
...	
...	
...	
84	51	17	101	...	2	...	7	10	11	11	13	25	14	8	
270	133	44	262	...	2	6	14	23	40	23	26	80	36	12	
176	138	167	258	...	3	...	15	18	17	22	27	52	35	69	
1,057	688	525	937	...	4	16	39	49	99	68	81	314	184	83	
1,354	947	679	1,040	5	27	40	45	55	90	73	132	272	174	127	
1,918	1,329	1,064	1,624	6	20	47	71	103	161	103	121	436	275	281	
148,964	141,104	158,207	146,214	65	472	1,761	1,924	4,783	6,471	6,553	13,471	36,671	30,910	43,133	
194,123	153,899	144,576	184,574	68	347	2,531	3,214	6,395	11,886	9,227	12,047	52,833	40,351	45,675	
62,571	69,691	110,138	83,569	65	472	1,761	1,582	3,644	2,718	4,050	7,025	17,900	14,947	29,405	
84,531	75,293	108,816	99,301	68	347	2,357	2,652	3,922	6,356	6,248	5,678	23,559	17,649	30,465	
86,393	71,413	48,069	62,645	342	1,139	3,753	2,503	6,446	18,771	15,963	13,728	
109,592	78,606	35,760	85,273	174	562	2,473	5,530	2,979	6,369	29,274	22,702	15,210	
83	52	27	70	1	...	3	4	5	5	5	12	14	17	4	
104	71	36	110	...	1	9	5	6	10	10	7	32	22	8	
162	173	244	181	1	...	8	5	9	5	10	24	38	24	57	
256	308	375	337	...	2	16	6	9	17	13	8	69	50	147	
85	130	207	148	1	...	8	3	7	3	10	20	30	13	53	
175	151	212	222	...	1	8	2	5	9	8	5	48	31	105	
77	43	37	33	2	2	4	8	11	4	
81	157	163	115	...	1	8	4	4	8	5	3	21	19	42	
14,977	22,989	50,369	36,810	18	...	909	329	2,193	252	873	2,801	3,174	3,720	22,541	
26,193	25,783	27,306	36,525	...	52	1,646	613	1,221	1,976	1,714	941	6,722	4,444	17,196	

MULTIPLE-UNIT OPERATIONS

Economic Area Table 1.—MULTIPLE-UNIT OPERATIONS,

Item (For definitions and explanations, see text)	Area 9b					
	Total	Size of unit				
		Under 30 acres	30 to 49 acres	50 to 69 acres	70 to 99 acres	100 to 139 acres
1 Multiple-unit operations.....number 1954...	1,107	22	43	40	92	95
2 1950...	1,525	18	50	53	154	184
3 Subunits in multiple-unit						
4 operations.....total number 1954...	3,544	48	99	93	206	226
5 1950...	5,146	36	112	116	356	440
6 Home farms.....number 1954...	965	5	10	17	81	81
7 1950...	1,399	1	22	30	135	169
8 Cropper farms.....number 1954...	2,579	43	89	76	125	145
9 1950...	3,747	35	90	86	221	271
10 Land in multiple-unit operations....total acres 1954...	369,736	506	1,621	2,399	7,541	11,195
11 1950...	444,264	393	2,045	3,103	12,702	21,494
12 Home farms.....acres 1954...	297,815	79	181	547	4,399	6,995
13 1950...	336,804	10	600	1,152	7,886	14,089
14 Cropper farms.....acres 1954...	71,921	427	1,440	1,852	3,142	4,200
15 1950...	107,460	383	1,445	1,951	4,816	7,405
16 Cropland harvested.....total acres 1954...	313,914	463	1,570	2,264	6,801	9,919
17 1949...	356,074	381	1,863	2,807	10,778	18,608
18 Corn harvested for						
19 grain.....multiple units reporting 1954...	802	5	4	11	58	63
20 1949...	1,189	...	20	20	104	145
21 subunits reporting 1954...	1,015	5	5	13	74	77
22 1949...	1,725	...	22	27	130	199
23 acres 1954...	46,821	20	33	136	725	1,414
24 1949...	61,092	...	218	319	1,743	3,172
25 bushels 1954...	1,236,882	575	515	2,273	13,942	32,819
26 1949...	1,882,407	...	5,850	8,849	39,712	82,890
27 Cotton harvested.....multiple units reporting 1954...	1,100	21	43	40	92	94
28 1949...	1,481	18	46	52	150	181
29 subunits reporting 1954...	3,259	39	95	87	180	202
30 1949...	4,456	33	97	97	308	385
31 acres 1954...	110,421	403	1,378	1,783	3,419	4,579
32 1949...	158,217	355	1,451	2,120	7,018	10,221
33 bales 1954...	109,631	418	1,441	1,782	3,486	4,606
34 1949...	132,913	334	1,211	1,804	5,469	8,375
35 Rice harvested.....multiple units reporting 1954...	1
36 1949...
37 subunits reporting 1954...	1
38 1949...
39 acres 1954...	6
40 1949...
41 bushels 1954...	375
42 1949...
43 Peanuts harvested for picking						
44 or threshing.....multiple units reporting 1954...
45 1949...
46 subunits reporting 1954...
47 1949...
48 acres 1954...	6
49 1949...
50 pounds 1954...	375
51 1949...
52 Horses and/or mules....multiple units reporting 1954...	177	...	1	4	13	13
53 1950...	782	2	17	20	67	89
54 number 1954...	479	...	2	12	26	37
55 1950...	3,014	6	40	50	184	232
56 Landlord-tenant operations containing multiple units:						
57 All subunits including home farm.....number 1954...	4,401	82	157	128	252	311
58 1950...	6,184	42	145	141	399	486
59 Land in all subunits including						
60 home farm.....acres 1954...	461,015	5,800	4,321	5,887	11,454	19,983
61 1950...	524,444	611	4,383	6,286	15,406	24,245
62 Owned by operator of multiple						
63 unit.....acres 1954...	247,261	5,785	4,201	3,917	8,836	10,607
64 1950...	284,275	611	4,267	5,649	8,779	12,002
65 Rented by operator of multiple						
66 unit.....acres 1954...	213,754	15	120	1,970	2,618	9,376
67 1950...	240,169	...	116	637	6,627	12,243
68 Subunits not included in						
69 multiple units.....operators reporting 1954...	238	6	12	11	19	13
70 1950...	309	3	12	8	25	30
number 1954...	857	34	58	35	46	85
1950...	1,038	6	33	25	43	46
Share tenants.....number 1954...	582	33	28	30	34	79
1950...	539	6	17	23	23	30
Other tenants, not croppers nor share						
tenants.....number 1954...	275	1	30	5	12	6
1950...	499	...	16	2	20	16
Land in subunits not included in multiple						
units.....acres 1954...	91,279	5,294	2,700	3,488	3,913	8,788
1950...	80,180	218	2,338	3,183	2,704	2,751

BY SIZE OF UNIT: CENSUSES OF 1954 AND 1950—Continued

Item (For definitions and explanations, see text)		Area 9b—Continued					
		Size of unit—Continued					
		140 to 179 acres	180 to 219 acres	220 to 259 acres	260 to 499 acres	500 to 999 acres	1,000 acres and over
1	Multiple-unit operations.....number	1954... 135	1950... 113	1954... 101	1950... 283	1954... 135	1950... 48
2		1954... 248	1950... 155	1954... 134	1950... 341	1954... 140	1950... 48
3	Subunits in multiple-unit operations.....total number	1954... 330	1950... 317	1954... 278	1950... 958	1954... 624	1950... 365
4		1954... 619	1950... 419	1954... 402	1950... 1,295	1954... 796	1950... 555
5	Home farms.....number	1954... 121	1950... 104	1954... 99	1950... 273	1954... 127	1950... 47
6		1954... 241	1950... 152	1954... 129	1950... 335	1954... 138	1950... 47
7	Cropper farms.....number	1954... 209	1950... 213	1954... 179	1950... 685	1954... 497	1950... 318
8		1954... 378	1950... 267	1954... 273	1950... 960	1954... 658	1950... 508
9	Land in multiple-unit operations....total acres	1954... 21,373	1950... 22,442	1954... 23,998	1950... 100,490	1954... 90,925	1950... 87,246
10		1954... 39,241	1950... 30,629	1954... 31,838	1950... 121,819	1954... 92,209	1950... 88,791
11	Home farms.....acres	1954... 15,760	1950... 17,085	1954... 19,562	1950... 81,525	1954... 76,247	1950... 75,435
12		1954... 29,450	1950... 23,081	1954... 24,736	1950... 94,251	1954... 72,861	1950... 68,688
13	Cropper farms.....acres	1954... 5,613	1950... 5,357	1954... 4,436	1950... 18,965	1954... 14,678	1950... 11,811
14		1954... 9,791	1950... 7,548	1954... 7,102	1950... 27,568	1954... 19,348	1950... 19,303
15	Cropland harvested.....total acres	1954... 19,271	1950... 20,288	1954... 20,824	1950... 88,639	1954... 75,353	1950... 68,522
16		1949... 34,064	1949... 26,852	1949... 26,887	1949... 100,996	1949... 75,813	1949... 57,025
17	Corn harvested for grain.....multiple units reporting	1954... 98	1949... 94	1954... 83	1949... 236	1954... 110	1949... 40
18		1954... 202	1949... 135	1954... 122	1949... 285	1954... 118	1949... 38
19	subunits reporting	1954... 117	1949... 113	1954... 94	1949... 306	1954... 150	1949... 61
20		1954... 268	1949... 181	1954... 154	1949... 441	1954... 205	1949... 98
21	acres	1954... 2,420	1949... 3,166	1954... 3,468	1949... 13,887	1954... 13,280	1949... 8,272
22		1954... 5,891	1949... 5,067	1954... 5,009	1949... 16,535	1954... 13,655	1949... 9,483
23	bushels	1954... 54,539	1949... 73,085	1954... 102,552	1949... 344,842	1954... 391,913	1949... 219,827
24		1954... 155,614	1949... 137,857	1954... 147,736	1949... 518,952	1954... 486,274	1949... 298,673
25	Cotton harvested.....multiple units reporting	1954... 132	1949... 113	1954... 99	1949... 283	1954... 135	1949... 48
26		1954... 239	1949... 146	1954... 129	1949... 334	1954... 139	1949... 47
27	subunits reporting	1954... 296	1949... 297	1954... 251	1949... 884	1954... 575	1949... 353
28		1954... 536	1949... 363	1954... 345	1949... 1,123	1954... 697	1949... 472
29	acres	1954... 7,672	1949... 7,975	1954... 6,733	1949... 29,741	1954... 22,308	1949... 24,430
30		1954... 16,906	1949... 12,119	1954... 12,419	1949... 43,690	1954... 31,465	1949... 20,453
31	bales	1954... 7,763	1949... 7,606	1954... 6,600	1949... 29,144	1954... 22,416	1949... 24,369
32		1954... 13,928	1949... 10,199	1954... 10,430	1949... 36,615	1954... 26,745	1949... 17,803
33	Rice harvested.....multiple units reporting	1954... 1	1949... ..	1954... ..	1949... ..	1954... ..	1949... ..
34		1954... ..	1949... ..	1954... ..	1949... ..	1954... ..	1949... ..
35	subunits reporting	1954... 1	1949... ..	1954... ..	1949... ..	1954... ..	1949... ..
36		1954... ..	1949... ..	1954... ..	1949... ..	1954... ..	1949... ..
37	acres	1954... 6	1949... ..	1954... ..	1949... ..	1954... ..	1949... ..
38		1954... ..	1949... ..	1954... ..	1949... ..	1954... ..	1949... ..
39	bushels	1954... 375	1949... ..	1954... ..	1949... ..	1954... ..	1949... ..
40		1954... ..	1949... ..	1954... ..	1949... ..	1954... ..	1949... ..
41	Peanuts harvested for picking or threshing.....multiple units reporting	1954... ..	1949... ..	1954... ..	1949... ..	1954... ..	1949... ..
42		1954... ..	1949... ..	1954... ..	1949... ..	1954... ..	1949... ..
43	subunits reporting	1954... ..	1949... ..	1954... ..	1949... ..	1954... ..	1949... ..
44		1954... ..	1949... ..	1954... ..	1949... ..	1954... ..	1949... ..
45	acres	1954... ..	1949... ..	1954... ..	1949... ..	1954... ..	1949... ..
46		1954... ..	1949... ..	1954... ..	1949... ..	1954... ..	1949... ..
47	pounds	1954... ..	1949... ..	1954... ..	1949... ..	1954... ..	1949... ..
48		1954... ..	1949... ..	1954... ..	1949... ..	1954... ..	1949... ..
49	Horses and/or mules.....multiple units reporting	1954... 13	1950... 12	1954... 16	1950... 59	1954... 37	1950... 9
50		1954... 129	1950... 73	1954... 66	1950... 190	1954... 97	1950... 32
51	number	1954... 24	1950... 27	1954... 26	1950... 124	1954... 103	1950... 98
52		1954... 372	1950... 227	1954... 214	1950... 743	1954... 504	1950... 442
53	Landlord-tenant operations containing multiple units: All subunits including home farm.....number	1954... 417	1950... 355	1954... 292	1950... 1,082	1954... 773	1950... 552
54		1954... 727	1950... 487	1954... 438	1950... 1,482	1954... 1,054	1950... 783
55	Land in all subunits including home farm.....acres	1954... 25,830	1950... 25,155	1954... 25,024	1950... 112,293	1954... 110,194	1950... 115,074
56		1954... 51,306	1950... 35,006	1954... 33,462	1950... 141,290	1954... 113,548	1950... 98,901
57	Owned by operator of multiple unit.....acres	1954... 13,191	1950... 11,989	1954... 8,587	1950... 44,671	1954... 54,744	1950... 80,733
58		1954... 25,571	1950... 17,540	1954... 12,889	1950... 60,972	1954... 57,644	1950... 78,351
59	Rented by operator of multiple unit.....acres	1954... 12,639	1950... 13,166	1954... 16,437	1950... 67,622	1954... 55,450	1950... 34,341
60		1954... 25,735	1950... 17,466	1954... 20,573	1950... 80,318	1954... 55,904	1950... 20,550
61	Subunits not included in multiple units.....operators reporting	1954... 18	1950... 22	1954... 10	1950... 69	1954... 35	1950... 23
62		1954... 30	1950... 28	1954... 24	1950... 72	1954... 49	1950... 28
63	number	1954... 87	1950... 38	1954... 14	1950... 124	1954... 149	1950... 187
64		1954... 108	1950... 68	1954... 36	1950... 187	1954... 258	1950... 228
65	Share tenants.....number	1954... 29	1950... 13	1954... 10	1950... 55	1954... 117	1950... 154
66		1954... 38	1950... 35	1954... 13	1950... 127	1954... 120	1950... 107
67	Other tenants, not croppers nor share tenants.....number	1954... 58	1950... 25	1954... 4	1950... 69	1954... 32	1950... 33
68		1954... 70	1950... 33	1954... 23	1950... 60	1954... 136	1950... 121
69	Land in subunits not included in multiple units.....acres	1954... 4,457	1950... 2,713	1954... 1,026	1950... 11,803	1954... 19,269	1950... 27,828
70		1954... 12,065	1950... 4,377	1954... 1,624	1950... 19,471	1954... 21,339	1950... 10,110

TENURE OF OPERATOR: CENSUSES OF 1954 AND 1950

Total, selected areas—Con.			Area 9a														
Color and tenure of operator—Con.			All operators			Color and tenure of operator											
Tenants						Full owners			Part owners			Managers			Tenants		
Total	White	Non-white	Total	White	Non-white	Total	White	Non-white	Total	White	Non-white	Total	White	Non-white	Total	White	Non-white
550	537	13	327	322	5	128	125	3	73	72	1	1	1	...	125	124	1
797	774	23	456	444	12	195	192	3	88	87	1	6	6	...	167	159	8
1,599	1,568	31	859	849	10	307	301	6	210	208	2	5	5	...	337	335	2
2,348	2,284	64	1,287	1,252	35	503	496	7	253	249	4	75	75	...	456	432	24
541	528	13	361	296	5	102	99	3	73	72	1	1	1	...	125	124	1
793	770	23	429	417	12	169	166	3	88	87	1	6	6	...	166	158	8
1,058	1,040	18	558	553	5	205	202	3	137	136	1	4	4	...	212	211	1
1,555	1,514	41	858	835	23	334	330	4	165	162	3	69	69	...	290	274	16
168,467	166,450	2,017	109,404	108,964	440	31,210	31,050	160	32,606	32,486	120	1,150	1,150	...	44,438	44,278	160
210,742	207,181	3,561	148,049	145,649	2,400	50,836	50,518	318	32,700	32,398	302	10,108	10,108	...	54,405	52,625	1,780
144,592	142,872	1,720	90,924	90,549	375	21,613	21,492	121	28,901	28,786	115	1,073	1,073	...	39,337	39,198	139
173,292	170,468	2,824	118,433	116,547	1,886	38,229	37,974	255	27,366	27,151	215	5,915	5,915	...	46,923	45,507	1,416
23,875	23,578	297	18,480	18,415	65	9,597	9,558	39	3,705	3,700	5	77	77	...	5,101	5,080	21
37,450	36,713	737	29,616	29,102	514	12,607	12,544	63	5,334	5,247	87	4,193	4,193	...	7,482	7,118	364
148,948	147,173	1,775	85,828	85,573	255	21,604	21,519	85	25,242	25,214	28	595	595	...	38,387	38,245	142
178,702	176,197	2,505	104,099	102,610	1,489	31,259	31,002	257	22,889	22,608	281	6,136	6,136	...	43,815	42,864	951
453	442	11	283	278	5	94	91	3	68	67	1	1	1	...	120	119	1
676	658	18	401	389	12	158	155	3	80	79	1	6	6	...	157	149	8
533	520	13	360	353	7	123	118	5	94	93	1	1	1	...	142	141	1
916	882	34	577	554	23	223	220	3	111	110	1	34	34	...	209	190	19
23,930	23,378	552	14,612	14,525	87	4,233	4,183	50	4,036	4,031	5	40	40	...	6,303	6,271	32
32,076	31,499	577	22,766	22,436	330	7,644	7,610	34	4,576	4,539	37	1,010	1,010	...	9,536	9,277	259
583,482	564,037	19,445	350,034	349,014	1,020	107,939	107,449	490	100,383	100,333	50	1,000	1,000	...	140,712	140,232	480
980,669	967,410	13,259	740,865	731,970	8,895	248,381	247,706	675	155,337	153,237	2,100	34,078	34,078	...	303,069	296,949	6,120
548	536	12	316	311	5	119	116	3	71	70	1	1	1	...	125	124	1
779	758	21	418	407	11	168	165	3	83	82	1	5	5	...	162	155	7
1,501	1,473	28	744	736	8	244	240	4	180	178	2	5	5	...	315	313	2
2,095	2,036	59	1,046	1,015	31	364	357	7	204	201	3	70	70	...	408	387	21
48,308	47,674	634	22,196	22,088	108	5,581	5,553	28	5,481	5,471	10	200	200	...	10,934	10,864	70
78,667	77,033	1,634	35,213	34,394	819	9,713	9,500	213	6,094	6,002	92	3,219	3,219	...	16,187	15,673	514
48,274	47,637	637	23,085	22,983	102	5,647	5,621	26	5,553	5,547	6	141	141	...	11,744	11,674	70
64,576	63,483	1,093	28,588	27,894	694	7,896	7,744	152	5,295	5,193	102	2,655	2,655	...	12,742	12,302	440
2	2	...	3	3	1	1	2	...
...
2	2	...	3	3	1	1	2	2	...
...
400	400	...	700	700	300	300	400	400	...
...
27,500	27,500	...	49,500	49,500	22,000	22,000	27,500	27,500	...
...
...
...
...
...
...
...
104	100	4	101	98	3	34	32	2	28	28	...	1	1	...	38	37	1
432	416	16	262	255	7	96	95	1	55	54	1	2	2	...	109	104	5
259	249	10	258	253	5	82	78	4	54	54	...	2	2	...	120	119	1
1,352	1,284	68	937	906	31	360	356	4	205	203	2	15	15	...	357	332	25
1,694	1,661	33	1,040	1,030	10	409	403	6	276	274	2	5	5	...	350	348	2
2,466	2,401	65	1,624	1,589	35	639	632	7	295	291	4	190	190	...	500	476	24
171,201	169,164	2,037	146,214	145,774	440	48,193	48,033	160	51,615	51,495	120	1,150	1,150	...	45,256	45,096	160
215,963	212,390	3,573	184,574	182,174	2,400	66,028	65,710	318	37,695	37,393	302	22,937	22,937	...	57,914	56,134	1,780
...	83,569	83,369	200	48,193	48,033	160	34,226	34,186	40	1,150	1,150
...	99,301	98,851	450	66,028	65,710	318	18,017	17,885	132	15,256	15,256
171,201	169,164	2,037	62,645	62,405	240	17,389	17,309	80	45,256	45,096	160
215,963	212,390	3,573	85,273	83,323	1,950	19,678	19,508	170	7,681	7,681	...	57,914	56,134	1,780
56	54	2	70	70	...	37	37	...	21	21	12	12	...
70	69	1	110	110	...	56	56	...	29	29	...	3	3	...	22	22	...
95	93	2	181	181	...	102	102	...	66	66	13	13	...
118	117	1	337	337	...	136	136	...	42	42	...	115	115	...	44	44	...
27	26	1	148	148	...	87	87	...	56	56	5	5	...
78	78	...	222	222	...	78	78	...	25	25	...	85	85	...	34	34	...
68	67	1	33	33	...	15	15	...	10	10	8	8	...
40	39	1	115	115	...	58	58	...	17	17	...	30	30	...	10	10	...
2,734	2,714	20	36,810	36,810	...	16,983	16,983	...	19,009	19,009	818	818	...
5,221	5,209	12	36,525	36,525	...	15,192	15,192	...	4,995	4,995	...	12,829	12,829	...	3,509	3,509	...

MULTIPLE-UNIT OPERATIONS

Economic Area Table 2.—MULTIPLE-UNIT OPERATIONS, BY COLOR AND

Item (For definitions and explanations, see text)	Area 9b					
	All operators			Color and tenure of operator		
	Total	White	Nonwhite	Full owners		
				Total	White	Nonwhite
1 Multiple-unit operations.....number 1954...	1,107	1,072	35	376	360	16
2 1950...	1,525	1,482	43	533	518	15
3 Subunits in multiple-unit						
4 operations.....total number 1954...	3,544	3,450	94	1,175	1,136	39
5 1950...	5,146	5,023	123	1,783	1,751	32
6 Home farms.....number 1954...	965	930	35	243	227	16
7 1950...	1,399	1,357	42	410	396	14
8 Cropper farms.....number 1954...	2,579	2,520	59	932	909	23
9 1950...	3,747	3,666	81	1,373	1,355	18
10 Land in multiple-unit operations....total acres 1954...	369,736	364,822	4,914	88,140	86,853	1,287
11 1950...	444,264	439,229	5,035	137,398	136,300	1,098
12 Home farms.....acres 1954...	297,815	294,018	3,797	57,193	56,347	846
13 1950...	336,804	332,987	3,817	90,586	89,725	861
14 Cropper farms.....acres 1954...	71,921	70,804	1,117	30,947	30,506	441
15 1950...	107,460	106,242	1,218	46,812	46,575	237
16 Cropland harvested.....total acres 1954...	313,914	309,850	4,064	73,583	72,494	1,089
17 1949...	356,074	351,959	4,115	104,413	103,567	846
18 Corn harvested for						
19 grain.....multiple units reporting 1954...	802	776	26	228	216	12
20 1949...	1,189	1,160	29	373	363	10
21 subunits reporting 1954...	1,015	977	38	312	294	18
22 1949...	1,725	1,688	37	583	571	12
23 acres 1954...	46,821	46,013	808	11,952	11,788	164
24 1949...	61,092	60,544	548	19,489	19,403	86
25 bushels 1954...	1,236,882	1,212,189	24,693	316,115	313,022	3,093
26 1949...	1,882,407	1,868,194	14,213	596,038	593,608	2,430
27 Cotton harvested.....multiple units reporting 1954...	1,100	1,066	34	371	355	16
28 1949...	1,481	1,439	42	508	493	15
29 subunits reporting 1954...	3,259	3,171	88	1,038	1,001	37
30 1949...	4,456	4,338	118	1,476	1,444	32
31 acres 1954...	110,421	108,676	1,745	28,025	27,490	535
32 1949...	158,217	155,358	2,859	43,959	43,368	591
33 bales 1954...	109,631	107,979	1,652	28,458	27,917	541
34 1949...	132,913	131,053	1,860	36,813	36,437	376
35 Rice harvested.....multiple units reporting 1954...	1	1	...	1	1	...
36 1949...
37 subunits reporting 1954...	1	1	...	1	1	...
38 1949...
39 acres 1954...	6	6	...	6	6	...
40 1949...
41 bushels 1954...	375	375	...	375	375	...
42 1949...
43 Peanuts harvested for picking or						
44 threshing.....multiple units reporting 1954...
45 1949...
46 subunits reporting 1954...
47 1949...
48 acres 1954...
49 1949...
50 pounds 1954...
51 1949...
52 Horses and/or mules...multiple units reporting 1954...	177	167	10	48	42	6
53 1950...	782	747	35	245	232	13
54 number 1954...	479	457	22	116	105	11
55 1950...	3,014	2,889	125	922	886	36
56 Landlord-tenant operations containing multiple units:						
57 All subunits including home farm.....number 1954...	4,401	4,304	97	1,631	1,592	39
58 1950...	6,184	6,052	132	2,399	2,364	35
59 Land in all subunits including						
60 home farm.....acres 1954...	461,015	456,076	4,939	138,070	136,783	1,287
61 1950...	524,444	519,181	5,263	186,670	185,482	1,188
62 Owned by operator of multiple unit..acres 1954...	247,261	245,169	2,092	138,070	136,783	1,287
63 1950...	284,275	282,215	2,060	186,670	185,482	1,188
64 Rented by operator of multiple						
65 unit.....acres 1954...	213,754	210,907	2,847
66 1950...	240,169	236,966	3,203
67 Subunits not included in multiple						
68 units.....operators reporting 1954...	238	235	3	117	117	...
69 1950...	309	302	7	152	149	3
70 number 1954...	857	854	3	456	456	...
71 1950...	1,038	1,029	9	616	613	3
72 Share tenants.....number 1954...	582	581	1	351	351	...
73 1950...	539	532	7	353	351	2
74 Other tenants, not croppers						
75 nor share tenants.....number 1954...	275	273	2	105	105	...
76 1950...	499	497	2	263	262	1
77 Land in subunits not included						
78 in multiple units.....acres 1954...	91,279	91,254	25	49,930	49,930	...
79 1950...	80,180	79,952	228	49,272	49,182	90

TENURE OF OPERATOR: CENSUSES OF 1954 AND 1950—Continued

Area 9b—Continued								
Color and tenure of operator—Continued								
Part owners			Managers			Tenants		
Total	White	Nonwhite	Total	White	Nonwhite	Total	White	Nonwhite
301	294	7	5	5	...	425	413	12
350	337	13	12	12	...	630	615	15
1,080	1,054	26	27	27	...	1,262	1,233	29
1,377	1,326	51	94	94	...	1,892	1,852	40
301	294	7	5	5	...	416	404	12
350	337	13	12	12	...	627	612	15
779	760	19	22	22	...	846	829	17
1,027	989	38	82	82	...	1,265	1,240	25
153,028	151,258	1,770	4,539	4,539	...	124,029	122,172	1,857
135,405	133,249	2,156	15,124	15,124	...	156,337	154,556	1,781
131,344	129,974	1,370	4,023	4,023	...	105,255	103,674	1,581
106,603	105,055	1,548	13,246	13,246	...	126,369	124,961	1,408
21,684	21,284	400	516	516	...	18,774	18,498	276
28,802	28,194	608	1,878	1,878	...	29,968	29,595	373
126,036	124,694	1,342	3,734	3,734	...	110,561	108,928	1,633
107,764	106,049	1,715	9,010	9,010	...	134,887	133,333	1,554
239	235	4	2	2	...	333	323	10
290	281	9	7	7	...	519	509	10
309	301	8	3	3	...	391	379	12
419	409	10	16	16	...	707	692	15
17,132	17,008	124	110	110	...	17,627	17,107	520
18,288	18,144	144	775	775	...	22,540	22,222	318
475,927	473,292	2,635	2,070	2,070	...	442,770	423,805	18,965
570,249	565,605	4,644	38,520	38,520	...	677,600	670,461	7,139
301	294	7	5	5	...	423	412	11
344	331	13	12	12	...	617	603	14
1,009	984	25	26	26	...	1,186	1,160	26
1,206	1,158	48	87	87	...	1,687	1,649	38
44,064	43,418	646	958	958	...	37,374	36,810	564
48,035	46,887	1,148	3,743	3,743	...	62,480	61,360	1,120
43,661	43,117	544	982	982	...	36,530	35,963	567
41,122	40,291	831	3,144	3,144	...	51,834	51,181	653
...
...
...
...
...
...
...
...
...
...
...
...
...
...
...
...
...
...
...
62	61	1	1	1	...	66	63	3
205	194	11	9	9	...	323	312	11
222	220	2	2	2	...	139	130	9
993	947	46	104	104	...	995	952	43
1,398	1,371	27	28	28	...	1,344	1,313	31
1,664	1,608	56	155	155	...	1,966	1,925	41
192,428	190,653	1,775	4,572	4,572	...	125,945	124,068	1,877
157,639	155,357	2,282	22,086	22,086	...	158,049	156,256	1,793
106,591	105,786	805	2,600	2,600
79,037	78,165	872	18,568	18,568
85,837	84,867	970	1,972	1,972	...	125,945	124,068	1,877
78,602	77,192	1,410	3,518	3,518	...	158,049	156,256	1,793
76	75	1	1	1	...	44	42	2
104	101	3	5	5	...	48	47	1
318	317	1	1	1	...	82	80	2
287	282	5	61	61	...	74	73	1
208	208	...	1	1	...	22	21	1
118	113	5	24	24	...	44	44	...
110	109	1	60	59	1
169	169	...	37	37	...	30	29	1
39,400	39,395	5	33	33	...	1,916	1,896	20
22,234	22,108	126	6,962	6,962	...	1,712	1,700	12

MULTIPLE-UNIT OPERATIONS

Economic Area Table 3.—MULTIPLE-UNIT OPERATIONS, BY TYPE OF FARM: CENSUSES OF 1954 AND 1950

Item (For definitions and explanations, see text)	Total, selected areas		
	Total	Type of farm	
		Cotton	Miscellaneous ¹
1 Multiple-unit operations.....number 1954...	1,434	1,354	80
2	1,981	1,818	163
3 Subunits in multiple-unit			
4 operations.....total number 1954...	4,403	4,203	200
5	6,433	6,037	396
6 Home farms.....number 1954...	1,266	1,188	78
7	1,828	1,667	161
8 Cropper farms.....number 1954...	3,137	3,015	122
9	4,605	4,370	235
9 Land in multiple-unit operations....total acres 1954...	479,140	445,314	33,826
10	592,313	533,862	58,451
11 Home farms.....acres 1954...	388,739	359,531	29,208
12	455,237	407,420	47,817
13 Cropper farms.....acres 1954...	90,401	85,783	4,618
14	137,076	126,442	10,634
15 Cropland harvested.....total acres 1954...	399,742	372,908	26,834
16	460,173	419,978	40,195
17 Corn harvested for			
18 grain.....multiple units reporting 1954...	1,085	1,011	74
19	1,590	1,446	144
20 subunits reporting 1954...	1,375	1,275	100
21	2,302	2,088	214
22 acres 1954...	61,433	53,452	7,981
23	83,858	72,661	11,197
24 bushels 1954...	1,586,916	1,326,078	260,838
25	2,623,272	2,245,948	377,324
25 Cotton harvested.....multiple units reporting 1954...	1,416	1,354	62
26	1,899	1,818	81
27 subunits reporting 1954...	4,003	3,892	111
28	5,502	5,379	123
29 acres 1954...	132,617	130,317	2,300
30	193,430	191,515	1,915
31 bales 1954...	132,716	130,229	2,487
32	161,501	159,657	1,844
33 Rice harvested.....multiple units reporting 1954...	4	...	4
34
35 subunits reporting 1954...	4	...	4
36
37 acres 1954...	706	...	706
38
39 bushels 1954...	49,875	...	49,875
40
41 Peanuts harvested for picking			
42 or threshing.....multiple units reporting 1954...
43
44 subunits reporting 1954...
45
46 acres 1954...
47
48 pounds 1954...
49
49 Horses and/or mules....multiple units reporting 1954...	278	257	21
50	1,044	962	82
51 number 1954...	737	694	43
52	3,951	3,671	280
53 Landlord-tenant operations containing multiple units:			
54 All subunits including home farm.....number 1954...	5,441	5,213	228
55	7,808	7,194	614
56 Land in all subunits including			
57 home farm.....acres 1954...	607,229	570,512	36,717
58	709,018	635,965	73,053
57 Owned by operator of multiple unit..acres 1954...	330,830	309,995	20,835
58	383,576	334,980	48,596
59 Rented by operator of multiple			
60 unit.....acres 1954...	276,399	260,517	15,882
61	325,442	300,985	24,457
61 Subunits not included			
62 in multiple units.....operators reporting 1954...	308	287	21
63	419	375	44
64 number 1954...	1,038	1,010	28
65	1,375	1,157	218
65 Share tenants.....number 1954...	730	712	18
66	761	656	105
67 Other tenants, not croppers			
68 nor share tenants.....number 1954...	308	298	10
69	614	501	113
69 Land in subunits not included in			
70 multiple units.....acres 1954...	128,089	125,198	2,891
71	116,705	102,103	14,602

¹For 1954, includes one "rice farm" and three "cotton and rice farms."

Economic Area Table 3.—MULTIPLE-UNIT OPERATIONS, BY TYPE OF FARM: CENSUSES OF 1954 AND 1950—Continued

Item (For definitions and explanations, see text)	Area 9a		
	Total	Type of farm	
		Cotton	Miscellaneous
1 Multiple-unit operations.....number 1954...	327	290	37
2 1950...	456	391	65
3 Subunits in multiple-unit operations.....total number 1954...	859	778	81
4 1950...	1,287	1,148	139
5 Home farms.....number 1954...	301	265	36
6 1950...	429	364	65
7 Cropper farms.....number 1954...	558	513	45
8 1950...	858	784	74
9 Land in multiple-unit operations....total acres 1954...	109,404	95,710	13,694
10 1950...	148,049	125,494	22,555
11 Home farms.....acres 1954...	90,924	79,507	11,417
12 1950...	118,433	98,981	19,452
13 Cropper farms.....acres 1954...	18,480	16,203	2,277
14 1950...	29,616	26,513	3,103
15 Cropland harvested.....total acres 1954...	85,828	75,535	10,293
16 1949...	104,099	92,221	11,878
17 Corn harvested for grain.....multiple units reporting 1954...	283	250	33
18 1949...	401	345	56
19 subunits reporting 1954...	360	314	46
20 1949...	577	503	74
21 acres 1954...	14,612	12,402	2,210
22 1949...	22,766	19,792	2,974
23 bushels 1954...	350,034	286,495	63,539
24 1949...	740,865	636,139	104,726
25 Cotton harvested.....multiple units reporting 1954...	316	290	26
26 1949...	418	391	27
27 subunits reporting 1954...	744	705	39
28 1949...	1,046	1,007	39
29 acres 1954...	22,196	21,006	1,190
30 1949...	35,213	34,769	444
31 bales 1954...	23,085	21,871	1,214
32 1949...	28,588	28,185	403
33 Rice harvested.....multiple units reporting 1954...	3	...	3
34 1949...
35 subunits reporting 1954...	3	...	3
36 1949...
37 acres 1954...	700	...	700
38 1949...
39 bushels 1954...	49,500	...	49,500
40 1949...
41 Peanuts harvested for picking or threshing.....multiple units reporting 1954...
42 1949...
43 subunits reporting 1954...
44 1949...
45 acres 1954...
46 1949...
47 pounds 1954...
48 1949...
49 Horses and/or mules....multiple units reporting 1954...	101	91	10
50 1950...	262	229	33
51 number 1954...	258	241	17
52 1950...	937	821	116
53 Landlord-tenant operations containing multiple units:			
54 All subunits including home farm.....number 1954...	1,040	947	93
55 1950...	1,624	1,444	180
56 Land in all subunits including home farm.....acres 1954...	146,214	131,884	14,330
57 1950...	184,574	158,604	25,970
58 Owned by operator of multiple unit....acres 1954...	83,569	75,766	7,803
59 1950...	99,301	80,388	18,913
60 Rented by operator of multiple unit.....acres 1954...	62,645	56,118	6,527
61 1950...	85,273	78,216	7,057
62 Subunits not included in multiple units.....operators reporting 1954...	70	58	12
63 1950...	110	93	17
64 number 1954...	181	169	12
65 1950...	337	296	41
66 Share tenants.....number 1954...	148	141	7
67 1950...	222	203	19
68 Other tenants, not croppers nor share tenants.....number 1954...	33	28	5
69 1950...	115	93	22
70 Land in subunits not included in multiple units.....acres 1954...	36,810	36,174	636
1950...	36,525	33,110	3,415

MULTIPLE-UNIT OPERATIONS

Economic Area Table 3.—MULTIPLE-UNIT OPERATIONS, BY TYPE OF FARM: CENSUSES OF 1954 AND 1950—Continued

Item (For definitions and explanations, see text)	Area 9b			
	Total	Type of farm		
		Cotton	Miscellaneous	
1 Multiple-unit operations.....number 1954...	1,107	1,064	43	
2 1950...	1,525	1,427	98	
3 Subunits in multiple-unit				
4 operations.....total number 1954...	3,544	3,425	119	
5 1950...	5,146	4,889	257	
6 Home farms.....number 1954...	965	923	42	
7 1950...	1,399	1,303	96	
8 Cropper farms.....number 1954...	2,579	2,502	77	
9 1950...	3,747	3,586	161	
9 Land in multiple-unit operations...total acres 1954...	369,736	349,604	20,132	
10 1950...	444,264	408,368	35,896	
11 Home farms.....acres 1954...	297,815	280,024	17,791	
12 1950...	336,804	308,439	28,365	
13 Cropper farms.....acres 1954...	71,921	69,580	2,341	
14 1950...	107,460	99,929	7,531	
15 Cropland harvested.....total acres 1954...	313,914	297,373	16,541	
16 1949...	356,074	327,757	28,317	
17 Corn harvested for				
18 grain.....multiple units reporting 1954...	802	761	41	
19 1949...	1,189	1,101	88	
20 subunits reporting 1954...	1,015	961	54	
21 1949...	1,725	1,585	140	
22 acres 1954...	46,821	41,050	5,771	
23 1949...	61,092	52,869	8,223	
24 bushels 1954...	1,236,882	1,039,583	197,299	
1949...	1,882,407	1,609,809	272,598	
25 Cotton harvested.....multiple units reporting 1954...	1,100	1,064	36	
26 1949...	1,481	1,427	54	
27 subunits reporting 1954...	3,259	3,187	72	
28 1949...	4,456	4,372	84	
29 acres 1954...	110,421	109,311	1,110	
30 1949...	158,217	156,746	1,471	
31 bales 1954...	109,631	108,358	1,273	
32 1949...	132,913	131,472	1,441	
33 Rice harvested.....multiple units reporting 1954...	1	...	1	
34 1949...	
35 subunits reporting 1954...	1	...	1	
36 1949...	
37 acres 1954...	6	...	6	
38 1949...	
39 bushels 1954...	375	...	375	
40 1949...	
41 Peanuts harvested for picking				
42 or threshing.....multiple units reporting 1954...	
43 1949...	
44 subunits reporting 1954...	
45 1949...	
46 acres 1954...	
47 1949...	
48 pounds 1954...	
1949...	
49 Horses and/or mules...multiple units reporting 1954...	177	166	11	
50 1950...	782	733	49	
51 number 1954...	479	453	26	
52 1950...	3,014	2,850	164	
53 Landlord-tenant operations containing multiple units:				
54 All subunits including home farm.....number 1954...	4,401	4,266	135	
55 1950...	6,184	5,750	434	
56 Land in all subunits including				
57 home farm.....acres 1954...	461,015	438,628	22,387	
58 1950...	524,444	477,361	47,083	
59 Owned by operator of multiple unit...acres 1954...	247,261	234,229	13,032	
60 1950...	284,275	254,592	29,683	
61 Rented by operator of multiple				
62 unit.....acres 1954...	213,754	204,399	9,355	
63 1950...	240,169	222,769	17,400	
64 Subunits not included				
65 in multiple units.....operators reporting 1954...	238	229	9	
66 1950...	309	282	27	
67 number 1954...	857	841	16	
68 1950...	1,038	861	177	
69 Share tenants.....number 1954...	582	571	11	
70 1950...	539	453	86	
71 Other tenants, not croppers				
72 nor share tenants.....number 1954...	275	270	5	
73 1950...	499	408	91	
74 Land in subunits not included in				
75 multiple units.....acres 1954...	91,279	89,024	2,255	
76 1950...	80,180	68,993	11,187	

Economic Area Table 4.—MULTIPLE-UNIT OPERATIONS, BY ACRES OF CROPLAND HARVESTED: CENSUSES OF 1954 AND 1950

Item (For definitions and explanations, see text)	Total, selected areas								
	Total	Acres of cropland harvested							
		None	Under 20 acres	20 to 29 acres	30 to 49 acres	50 to 99 acres	100 to 199 acres	200 to 499 acres	500 acres and over
1 Multiple-unit operations.....number 1954...	1,434	...	17	24	63	201	428	532	169
2 1950...	1,981	3	18	36	103	334	682	635	170
3 Subunits in multiple-unit operations.....total number 1954...	4,403	...	34	53	142	456	1,048	1,698	972
4 1950...	6,433	6	37	74	228	770	1,741	2,291	1,286
5 Home farms.....number 1954...	1,266	...	14	10	24	155	388	511	164
6 1950...	1,828	3	15	17	69	279	655	624	166
7 Cropper farms.....number 1954...	3,137	...	20	43	118	301	660	1,187	808
8 1950...	4,605	3	22	57	159	491	1,086	1,667	1,120
9 Land in multiple-unit operations...total acres 1954...	479,140	...	1,501	981	3,502	19,027	77,152	191,916	185,061
10 1950...	592,313	204	2,804	2,240	8,771	37,688	128,973	232,609	179,024
11 Home farms.....acres 1954...	388,739	...	1,321	402	1,201	11,244	58,172	157,626	158,773
12 1950...	455,237	151	2,438	1,411	5,406	24,681	98,223	185,991	136,936
13 Cropper farms.....acres 1954...	90,401	...	180	579	2,301	7,783	18,980	34,290	26,288
14 1950...	137,076	53	366	829	3,365	13,007	30,750	46,618	42,088
15 Cropland harvested.....total acres 1954...	399,742	...	220	596	2,411	14,493	64,266	163,167	154,589
16 1949...	460,173	...	234	842	4,141	24,749	98,440	189,063	142,704
17 Corn harvested for grain.....multiple units reporting 1954...	1,085	...	8	6	15	117	351	444	144
18 1949...	1,590	...	5	9	59	230	591	553	143
19 subunits reporting 1954...	1,375	...	8	7	17	146	436	562	199
20 1949...	2,302	...	5	9	70	290	813	819	296
21 acres 1954...	61,433	...	48	73	191	1,841	11,044	26,379	21,857
22 1949...	83,858	...	56	104	885	4,653	20,038	33,743	24,379
23 bushels 1954...	1,586,916	...	990	1,089	2,808	33,362	259,873	678,246	610,548
24 1949...	2,623,272	...	1,450	2,820	24,470	113,018	547,260	1,092,102	842,152
25 Cotton harvested.....multiple units reporting 1954...	1,416	...	15	23	62	197	421	530	168
26 1949...	1,899	...	14	29	93	322	655	618	168
27 subunits reporting 1954...	4,003	...	19	40	124	396	936	1,568	920
28 1949...	5,502	...	18	52	173	648	1,489	1,994	1,128
29 acres 1954...	132,617	...	150	435	1,859	7,480	23,532	50,842	48,319
30 1949...	193,430	...	165	585	2,686	15,174	44,026	76,419	54,375
31 bales 1954...	132,716	...	145	420	1,874	7,497	23,469	50,516	48,795
32 1949...	161,501	...	160	505	2,330	11,913	36,208	63,426	46,959
33 Rice harvested.....multiple units reporting 1954...	4	1	2	1
34 1949...
35 subunits reporting 1954...	4	1	2	1
36 1949...
37 acres 1954...	706	6	450	250
38 1949...
39 bushels 1954...	49,875	375	35,500	14,000
40 1949...
41 Peanuts harvested for picking or threshing.....multiple units reporting 1954...
42 1949...
43 subunits reporting 1954...
44 1949...
45 acres 1954...
46 1949...
47 pounds 1954...
48 1949...
49 Horses and/or mules...multiple units reporting 1954...	278	...	4	1	5	35	79	108	46
50 1950...	1,044	...	5	11	45	158	361	350	114
51 number 1954...	737	...	7	2	10	78	159	230	251
52 1950...	3,951	...	13	33	105	456	1,040	1,411	893
53 Landlord-tenant operations containing multiple units:									
54 All subunits including home farm.....number 1954...	5,441	...	62	88	249	626	1,173	1,926	1,317
55 1950...	7,808	7	62	87	280	894	2,093	2,582	1,803
56 Land in all subunits including home farm.....acres 1954...	607,229	...	3,998	6,162	11,205	32,021	90,669	214,461	248,713
57 1950...	709,016	234	5,987	2,768	13,079	51,086	160,859	253,594	221,411
58 Owned by operator of multiple unit...acres 1954...	330,830	...	3,585	6,082	9,250	23,805	47,860	90,433	149,815
59 1950...	383,976	108	5,892	2,012	11,307	33,305	89,630	108,691	132,631
60 Rented by operator of multiple unit.....acres 1954...	276,399	...	413	80	1,955	8,216	42,809	124,028	98,898
61 1950...	325,442	126	95	756	1,772	17,781	71,229	144,903	88,780
62 Subunits not included in multiple units.....operators reporting 1954...	308	...	5	7	16	45	66	112	57
63 1950...	419	1	6	7	23	60	114	139	69
64 number 1954...	1,038	...	28	35	107	170	228	228	345
65 1950...	1,375	1	25	13	52	124	352	291	517
66 Share tenants.....number 1954...	730	...	27	32	76	99	83	141	272
67 1950...	761	...	16	10	29	78	192	165	271
68 Other tenants, not croppers nor share tenants.....number 1954...	308	...	1	3	31	71	42	87	73
69 1950...	614	1	9	3	23	46	126	126	246
70 Land in subunits not included in multiple units.....acres 1954...	128,089	...	2,497	5,181	7,703	12,994	13,517	22,545	63,652
1950...	116,705	30	3,183	528	4,308	13,398	31,886	20,985	42,387

MULTIPLE-UNIT OPERATIONS

Economic Area Table 4.—MULTIPLE-UNIT OPERATIONS, BY ACRES OF CROPLAND HARVESTED: CENSUSES OF 1954 AND 1950—Continued

Item (For definitions and explanations, see text)	Area 9a								
	Total	Acres of cropland harvested							
		None	Under 20 acres	20 to 29 acres	30 to 49 acres	50 to 99 acres	100 to 199 acres	200 to 499 acres	500 acres and over
1 Multiple-unit operations.....number 1954...	327	...	8	8	16	36	102	121	36
2 1950...	456	3	11	12	26	73	132	162	37
3 Subunits in multiple-unit operations.....total number 1954...	859	...	16	17	35	76	219	330	166
4 1950...	1,287	6	22	24	59	153	324	479	220
5 Home farms.....number 1954...	301	...	8	8	11	25	98	115	36
6 1950...	429	3	11	10	20	63	127	159	36
7 Cropper farms.....number 1954...	558	...	8	9	24	51	121	215	130
8 1950...	858	3	11	14	39	90	197	320	184
9 Land in multiple-unit operations...total acres 1954...	109,404	...	372	535	1,505	4,442	20,048	44,970	37,532
10 1950...	148,049	204	2,513	1,329	3,791	11,045	30,009	60,190	38,968
11 Home farms.....acres 1954...	90,924	...	285	388	903	3,037	16,340	36,364	33,607
12 1950...	118,433	151	2,235	1,050	2,712	7,649	24,110	50,445	30,081
13 Cropper farms.....acres 1954...	18,480	...	87	147	602	1,405	3,708	8,606	3,925
14 1950...	29,616	53	278	279	1,079	3,396	5,899	9,745	8,887
15 Cropland harvested.....total acres 1954...	85,828	...	89	203	650	2,511	15,126	36,253	30,996
16 1949...	104,099	...	147	279	1,034	5,353	19,144	48,133	30,009
17 Corn harvested for grain.....multiple units reporting 1954...	283	...	4	5	10	22	99	110	33
18 1949...	401	...	5	5	18	64	126	150	33
19 subunits reporting 1954...	360	...	4	6	11	26	125	141	47
20 1949...	577	...	5	5	22	77	185	204	79
21 acres 1954...	14,612	...	30	71	148	420	3,420	6,632	3,891
22 1949...	22,766	...	56	79	366	1,617	5,150	10,345	5,153
23 bushels 1954...	350,034	...	425	1,040	2,253	5,480	69,682	173,981	97,173
24 1949...	740,865	...	1,450	2,100	9,400	41,815	150,031	338,456	197,613
25 Cotton harvested.....multiple units reporting 1954...	316	...	6	8	15	34	99	119	35
26 1949...	418	...	7	5	23	67	127	154	35
27 subunits reporting 1954...	744	...	7	10	23	64	187	294	159
28 1949...	1,046	...	7	9	35	113	272	413	197
29 acres 1954...	22,196	...	49	85	319	1,130	3,999	8,840	7,774
30 1949...	35,213	...	78	110	527	2,465	6,473	15,091	10,469
31 bales 1954...	23,085	...	31	73	266	1,144	4,122	9,160	8,289
32 1949...	28,588	...	76	86	468	1,860	5,283	11,786	9,029
33 Rice harvested.....multiple units reporting 1954...	3	2	1
34 1949...
35 subunits reporting 1954...	3	2	1
36 1949...
37 acres 1954...	700	450	250
38 1949...
39 bushels 1954...	49,500	35,500	14,000
40 1949...
41 Peanuts harvested for picking or threshing.....multiple units reporting 1954...
42 1949...
43 subunits reporting 1954...
44 1949...
45 acres 1954...
46 1949...
47 pounds 1954...
48 1949...
49 Horses and/or mules...multiple units reporting 1954...	101	...	4	1	3	11	40	27	15
50 1950...	262	...	3	5	14	36	84	98	22
51 number 1954...	258	...	7	2	6	22	73	59	89
52 1950...	937	...	8	19	29	112	224	394	151
53 Landlord-tenant operations containing multiple units:									
54 All subunits including home farm.....number 1954...	1,040	...	18	18	37	96	248	390	233
55 1950...	1,624	7	44	27	64	183	372	555	372
56 Land in all subunits including home farm.....acres 1954...	146,214	...	480	544	1,634	8,459	23,480	51,267	60,350
57 1950...	184,574	234	5,208	1,380	4,375	14,383	35,457	66,894	56,643
58 Owned by operator of multiple unit..acres 1954...	83,569	...	480	464	1,329	7,653	13,244	26,063	34,336
59 1950...	99,301	108	5,113	754	3,750	10,480	21,866	28,731	28,499
60 Rented by operator of multiple unit.....acres 1954...	62,645	80	305	806	10,236	25,204	26,014
61 1950...	85,273	126	95	626	625	3,903	13,591	38,163	28,144
62 Subunits not included in multiple units.....operators reporting 1954...	70	...	2	1	2	10	18	25	12
63 1950...	110	1	4	2	4	18	28	39	14
64 number 1954...	181	...	2	1	2	20	29	60	67
65 1950...	337	1	22	3	5	30	48	76	152
66 Share tenants.....number 1954...	148	...	2	...	2	16	24	48	56
67 1950...	222	...	13	2	3	17	25	48	114
68 Other tenants, not croppers nor share tenants.....number 1954...	33	1	...	4	5	12	11
69 1950...	115	1	9	1	2	13	23	28	38
70 Land in subunits not included in multiple units.....acres 1954...	36,810	...	108	9	129	4,017	3,432	6,297	22,818
1950...	36,525	30	2,695	51	584	3,338	5,448	6,704	17,675

Economic Area Table 4.—MULTIPLE-UNIT OPERATIONS, BY ACRES OF CROPLAND HARVESTED: CENSUSES OF 1954 AND 1950—Continued

Item (For definitions and explanations, see text)	Total	Area 9b							
		Acres of cropland harvested							
		None	Under 20 acres	20 to 29 acres	30 to 49 acres	50 to 99 acres	100 to 199 acres	200 to 499 acres	500 acres and over
Multiple-unit operations.....number	1954... 1,107	...	9	16	47	165	326	411	133
	1950... 1,525	...	7	24	77	261	550	473	133
Subunits in multiple-unit operations.....total number	1954... 3,544	...	18	36	107	380	829	1,368	806
	1950... 5,146	...	15	50	169	617	1,417	1,812	1,066
Home farms.....number	1954... 965	...	6	2	13	130	290	396	128
	1950... 1,399	...	4	7	49	216	528	465	130
Cropper farms.....number	1954... 2,579	...	12	34	94	250	539	972	678
	1950... 3,747	...	11	43	120	401	889	1,347	936
Land in multiple-unit operations....total acres	1954... 369,736	...	1,129	446	1,997	14,585	57,104	146,946	147,529
	1950... 444,264	...	291	911	4,980	26,643	98,964	172,419	140,056
Home farms.....acres	1954... 297,815	...	1,036	14	298	8,207	41,832	121,262	125,166
	1950... 336,804	...	203	361	2,694	17,032	74,113	135,546	106,855
Cropper farms.....acres	1954... 71,921	...	93	432	1,699	6,378	15,272	25,684	22,363
	1950... 107,460	...	88	550	2,286	9,611	24,851	36,873	33,201
Cropland harvested.....total acres	1954... 313,914	...	131	393	1,761	11,982	49,140	126,914	123,593
	1949... 356,074	...	87	563	3,107	19,396	79,296	140,930	112,695
Corn harvested for grain.....multiple units reporting	1954... 802	...	4	1	5	95	252	334	111
	1949... 1,189	4	41	166	465	403	110
subunits reporting	1954... 1,015	...	4	1	6	120	311	421	152
	1949... 1,725	4	48	213	628	615	217
acres	1954... 46,821	...	18	2	43	1,421	7,624	19,747	17,966
	1949... 61,092	25	519	3,036	14,888	23,398	19,226
bushels	1954... 1,236,882	...	565	49	555	27,882	190,191	504,265	513,375
	1949... 1,882,407	720	15,070	71,203	397,229	753,646	644,539
Cotton harvested.....multiple units reporting	1954... 1,100	...	9	15	47	163	322	411	133
	1949... 1,481	...	7	24	70	255	528	464	133
subunits reporting	1954... 3,259	...	12	30	101	332	749	1,274	761
	1949... 4,456	...	11	43	138	535	1,217	1,581	931
acres	1954... 110,421	...	101	350	1,540	6,350	19,533	42,002	40,545
	1949... 158,217	...	87	475	2,159	12,709	37,553	61,328	43,906
bales	1954... 109,631	...	114	347	1,608	6,353	19,347	41,356	40,506
	1949... 132,913	...	84	419	1,862	10,053	30,925	51,640	37,930
Rice harvested.....multiple units reporting	1954... 1	1
	1949...
subunits reporting	1954... 1	1
	1949...
acres	1954... 6	6
	1949...
bushels	1954... 375	375
	1949...
Peanuts harvested for picking or threshing.....multiple units reporting	1954...
	1949...
subunits reporting	1954...
	1949...
acres	1954...
	1949...
pounds	1954...
	1949...
Horses and/or mules....multiple units reporting	1954... 177	2	24	39	81	31
	1950... 782	...	2	6	31	122	277	252	92
number	1954... 479	4	56	86	171	162
	1950... 3,014	...	5	14	76	344	816	1,017	742
Landlord-tenant operations containing multiple units:									
All subunits including home farm.....number	1954... 4,401	...	44	70	212	530	925	1,536	1,084
	1950... 6,184	...	18	60	216	711	1,721	2,027	1,431
Land in all subunits including home farm.....acres	1954... 461,015	...	3,518	5,618	9,571	23,562	67,189	163,194	188,363
	1950... 524,444	...	779	1,388	8,704	36,703	125,402	186,700	164,768
Owned by operator of multiple unit..acres	1954... 247,261	...	3,105	5,618	7,921	16,152	34,616	64,370	115,479
	1950... 284,275	...	779	1,258	7,557	22,825	67,764	79,960	104,132
Rented by operator of multiple unit.....acres	1954... 213,754	...	413	...	1,650	7,410	32,573	98,824	72,884
	1950... 240,169	130	1,147	13,878	57,638	106,740	60,636
Subunits not included in multiple units.....operators reporting	1954... 238	...	3	6	14	35	48	87	45
	1950... 309	...	2	5	19	42	86	100	55
number	1954... 857	...	26	34	105	150	96	168	278
	1950... 1,038	...	3	10	47	94	304	215	365
Share tenants.....number	1954... 582	...	25	32	74	83	59	93	216
	1950... 539	...	3	8	26	61	167	117	157
Other tenants, not croppers nor share tenants.....number	1954... 275	...	1	2	31	67	37	75	62
	1950... 499	2	21	33	137	98	208
Land in subunits not included in multiple units.....acres	1954... 91,279	...	2,389	5,172	7,574	8,977	10,085	16,248	40,834
	1950... 80,180	...	488	477	3,724	10,060	26,438	14,281	24,712

MULTIPLE-UNIT OPERATIONS

Economic Area Table 5.—MULTIPLE-UNIT OPERATIONS, BY NUMBER OF SUBUNITS: CENSUSES OF 1954 AND 1950

Item (For definitions and explanations, see text)	Total, selected areas						
	Total	Number of subunits					
		2	3	4	5 to 9	10 to 19	20 and over
1 Multiple-unit operations.....number 1954...	1,434	812	288	145	162	26	1
2 1950...	1,981	1,091	396	190	250	47	7
3 Subunits in multiple-unit operations.....total number 1954...	4,403	1,624	864	580	998	315	22
4 1950...	6,433	2,182	1,188	760	1,522	555	226
5 Home farms.....number 1954...	1,266	730	246	126	144	20	...
6 1950...	1,828	992	366	182	238	44	6
7 Cropper farms.....number 1954...	3,137	894	618	454	854	295	22
8 1950...	4,605	1,190	822	578	1,284	511	220
9 Land in multiple-unit operations....total acres 1954...	479,140	182,532	82,976	61,028	120,449	31,368	787
10 1950...	592,313	208,737	104,916	71,476	133,052	54,847	19,285
11 Home farms.....acres 1954...	388,739	153,827	65,426	48,645	98,076	22,765	...
12 1950...	455,237	169,190	81,835	56,552	97,963	40,005	9,692
13 Cropper farms.....acres 1954...	90,401	28,705	17,550	12,383	22,373	8,603	787
14 1950...	137,076	39,547	23,081	14,924	35,089	14,842	9,593
15 Cropland harvested.....total acres 1954...	399,742	150,832	72,095	50,766	97,284	28,096	669
16 1949...	460,173	162,176	82,370	54,606	110,758	39,376	10,887
17 Corn harvested for grain.....multiple units reporting 1954...	1,085	618	215	110	123	19	...
18 1949...	1,590	875	317	159	199	34	6
19 subunits reporting 1954...	1,375	735	265	161	173	41	...
20 1949...	2,302	1,101	469	295	365	80	32
21 acres 1954...	61,433	26,675	9,923	8,241	13,255	3,339	...
22 1949...	83,858	31,845	14,783	10,724	19,688	5,009	1,809
23 bushels 1954...	1,586,916	665,409	241,760	228,079	366,991	84,677	...
24 1949...	2,623,272	931,375	472,017	349,439	677,382	128,449	64,610
25 Cotton harvested.....multiple units reporting 1954...	1,416	794	288	145	162	26	1
26 1949...	1,899	1,022	387	186	250	47	7
27 subunits reporting 1954...	4,003	1,410	788	536	940	207	22
28 1949...	5,502	1,774	1,029	653	1,344	492	210
29 acres 1954...	132,617	45,279	25,230	16,928	34,656	10,108	416
30 1949...	193,430	66,517	34,216	21,499	47,386	17,297	6,555
31 bales 1954...	132,716	44,567	25,227	16,925	35,202	10,353	442
32 1949...	161,501	53,861	28,945	18,421	40,043	14,932	5,299
33 Rice harvested.....multiple units reporting 1954...	4	3	1
34 1949...
35 subunits reporting 1954...	4	3	1
36 1949...
37 acres 1954...	706	456	250
38 1949...
39 bushels 1954...	49,875	35,875	14,000
40 1949...
41 Peanuts harvested for picking or threshing.....multiple units reporting 1954...
42 1949...
43 subunits reporting 1954...
44 1949...
45 acres 1954...
46 1949...
47 pounds 1954...
48 1949...
49 Horses and/or mules....multiple units reporting 1954...	278	148	42	44	42	2	...
50 1950...	1,044	522	203	119	159	36	5
51 number 1954...	737	282	96	106	244	9	...
52 1950...	3,951	1,423	639	500	887	381	121
53 Landlord-tenant operations containing multiple units: All subunits including home farm.....number 1954...	5,441	2,127	974	715	1,148	444	33
54 1950...	7,808	2,630	1,444	839	1,853	660	382
55 Land in all subunits including home farm.....acres 1954...	607,229	225,047	94,099	81,623	144,372	59,226	2,862
56 1950...	709,018	252,415	124,750	79,291	155,674	64,485	32,403
57 Owned by operator of multiple unit.....acres 1954...	330,830	120,089	38,906	44,613	81,227	43,133	2,862
58 1950...	383,576	130,384	58,204	41,889	83,207	40,384	29,508
59 Rented by operator of multiple unit.....acres 1954...	276,399	104,958	55,193	37,010	63,145	16,093	...
60 1950...	325,442	122,031	66,546	37,402	72,467	24,101	2,895
61 Subunits not included in multiple units.....operators reporting 1954...	308	157	59	33	45	13	1
62 1950...	419	186	88	41	81	17	6
63 number 1954...	1,038	503	110	135	150	129	11
64 1950...	1,375	448	256	79	331	105	156
65 Share tenants.....number 1954...	730	341	78	79	116	106	10
66 1950...	761	230	178	38	155	54	106
67 Other tenants, not croppers nor share tenants.....number 1954...	308	162	32	56	34	23	1
68 1950...	614	218	78	41	176	51	50
69 Land in subunits not included in multiple units.....acres 1954...	128,089	42,515	11,123	20,595	23,923	27,858	2,075
70 1950...	116,705	43,678	19,834	7,815	22,622	9,638	13,118

Economic Area Table 5.—MULTIPLE-UNIT OPERATIONS, BY NUMBER OF SUBUNITS: CENSUSES OF 1954 AND 1950—Continued

Item (For definitions and explanations, see text)	Area 9a						
	Total	Number of subunits					
		2	3	4	5 to 9	10 to 19	20 and over
1 Multiple-unit operations.....number 1954...	327	235	45	24	22	1	...
2 1950...	456	296	84	31	41	3	1
3 Subunits in multiple-unit operations.....total number 1954...	859	470	135	96	147	11	...
4 1950...	1,287	592	252	124	239	34	46
5 Home farms.....number 1954...	301	220	41	20	19	1	...
6 1950...	429	278	77	30	41	2	1
7 Cropper farms.....number 1954...	558	250	94	76	128	10	...
8 1950...	858	314	175	94	198	32	45
9 Land in multiple-unit operations....total acres 1954...	109,404	57,492	14,099	14,870	19,048	3,895	...
10 1950...	148,049	69,577	28,407	12,814	29,402	2,439	5,410
11 Home farms.....acres 1954...	90,924	48,804	11,432	12,134	15,094	3,500	...
12 1950...	118,433	58,324	22,690	10,584	23,777	1,058	2,000
13 Cropper farms.....acres 1954...	18,480	8,688	2,687	2,756	3,954	395	...
14 1950...	29,616	11,253	5,717	2,230	5,625	1,381	3,410
15 Cropland harvested.....total acres 1954...	85,828	43,118	11,961	11,544	16,028	3,177	...
16 1949...	104,099	46,125	21,966	9,772	21,512	1,806	2,918
17 Corn harvested for grain.....multiple units reporting 1954...	283	208	37	19	18	1	...
18 1949...	401	257	76	28	36	3	1
19 subunits reporting 1954...	360	252	48	31	25	4	...
20 1949...	577	327	110	47	61	13	19
21 acres 1954...	14,612	9,352	1,725	1,714	1,693	128	...
22 1949...	22,766	10,927	4,440	2,469	4,144	435	351
23 bushels 1954...	350,034	223,802	41,473	42,176	39,610	2,973	...
24 1949...	740,865	337,172	150,758	77,302	146,543	18,100	10,990
25 Cotton harvested.....multiple units reporting 1954...	316	224	45	24	22	1	...
26 1949...	418	259	83	31	41	3	1
27 subunits reporting 1954...	744	378	123	91	141	11	...
28 1949...	1,046	427	221	110	211	33	44
29 acres 1954...	22,196	9,570	3,447	3,183	5,423	573	...
30 1949...	35,215	13,321	7,529	3,408	8,017	783	2,155
31 bales 1954...	23,085	9,724	3,710	3,354	5,778	519	...
32 1949...	28,588	10,752	6,290	2,772	6,281	843	1,650
33 Rice harvested.....multiple units reporting 1954...	3	2	1
34 1949...
35 subunits reporting 1954...	3	2	1
36 1949...
37 acres 1954...	700	450	250
38 1949...
39 bushels 1954...	49,500	35,500	14,000
40 1949...
41 Peanuts harvested for picking or threshing.....multiple units reporting 1954...
42 1949...
43 subunits reporting 1954...
44 1949...
45 acres 1954...
46 1949...
47 pounds 1954...
48 1949...
49 Horses and/or mules....multiple units reporting 1954...	101	68	12	9	12
50 1950...	262	159	49	25	27	2	...
51 number 1954...	258	123	29	23	83
52 1950...	937	452	165	102	194	24	...
53 Landlord-tenant operations containing multiple units: All subunits including home farm.....number 1954...	1,040	552	142	128	175	43	...
54 1950...	1,624	712	302	141	276	47	146
55 Land in all subunits including home farm.....acres 1954...	146,214	67,624	14,529	22,676	22,232	19,133	...
56 1950...	184,574	79,643	36,215	14,164	34,364	4,932	15,256
57 Owned by operator of multiple unit..acres 1954...	83,569	40,242	4,210	13,271	8,846	17,000	...
58 1950...	99,301	44,378	16,716	6,803	15,278	870	15,256
59 Rented by operator of multiple unit.....acres 1954...	62,645	27,382	10,319	9,405	13,406	2,133	...
60 1950...	85,273	35,265	19,499	7,361	19,086	4,062	...
61 Subunits not included in multiple units.....operators reporting 1954...	70	50	6	7	6	1	...
62 1950...	110	63	23	9	13	1	1
63 number 1954...	181	82	7	32	28	32	...
64 1950...	337	120	50	17	37	13	100
65 Share tenants.....number 1954...	148	62	5	27	24	30	...
66 1950...	222	68	30	11	29	12	72
67 Other tenants, not croppers nor share tenants.....number 1954...	33	20	2	5	4	2	...
68 1950...	115	52	20	6	8	1	28
69 Land in subunits not included in multiple units.....acres 1954...	36,810	10,132	430	7,806	3,204	15,238	...
70 1950...	36,525	10,066	7,808	1,350	4,962	2,493	9,846

MULTIPLE-UNIT OPERATIONS

Economic Area Table 5.—MULTIPLE-UNIT OPERATIONS, BY NUMBER OF SUBUNITS: CENSUSES OF 1954 AND 1950—Continued

Item (For definitions and explanations, see text)	Area 9b						
	Total	Number of subunits					
		2	3	4	5 to 9	10 to 19	20 and over
1 Multiple-unit operations.....number 1954...	1,107	577	243	121	140	25	1
2 1950...	1,525	795	312	159	209	44	6
3 Subunits in multiple-unit operations.....total number 1954...	3,544	1,154	729	484	851	304	22
4 1950...	5,146	1,590	936	636	1,283	521	180
5 Home farms.....number 1954...	965	510	205	106	125	19	5
6 1950...	1,399	714	289	152	197	42	...
7 Cropper farms.....number 1954...	2,579	644	524	378	726	285	22
8 1950...	3,747	876	647	484	1,086	479	175
9 Land in multiple-unit operations....total acres 1954...	369,736	125,040	68,877	46,158	101,401	27,473	787
10 1950...	444,264	139,160	76,509	58,662	103,650	52,408	13,875
11 Home farms.....acres 1954...	297,815	105,023	54,014	36,531	82,982	19,265	...
12 1950...	336,804	110,866	59,145	45,968	74,186	38,947	7,692
13 Cropper farms.....acres 1954...	71,921	20,017	14,863	9,627	18,419	8,208	787
14 1950...	107,460	28,294	17,364	12,694	29,464	13,461	6,183
15 Cropland harvested.....total acres 1954...	313,914	107,714	60,134	39,222	81,256	24,919	669
16 1949...	356,074	116,051	60,404	44,834	89,246	37,570	7,969
17 Corn harvested for grain.....multiple units reporting 1954...	802	410	178	91	105	18	...
18 1949...	1,189	618	241	131	163	31	5
19 subunits reporting 1954...	1,015	483	217	130	148	37	...
20 1949...	1,725	774	359	208	304	67	13
21 acres 1954...	46,821	17,323	8,198	6,527	11,562	3,211	...
22 1949...	61,092	20,918	10,343	8,255	15,544	4,574	1,458
23 bushels 1954...	1,236,882	441,607	200,287	185,903	327,381	81,704	...
24 1949...	1,882,407	594,203	321,259	272,137	530,839	110,349	53,620
25 Cotton harvested.....multiple units reporting 1954...	1,100	570	243	121	140	25	1
26 1949...	1,481	763	304	155	209	44	6
27 subunits reporting 1954...	3,259	1,032	665	445	799	296	22
28 1949...	4,456	1,347	808	543	1,133	459	166
29 acres 1954...	110,421	35,709	21,783	13,745	29,233	9,535	416
30 1949...	158,217	53,196	26,687	18,091	39,369	16,474	4,400
31 bales 1954...	109,631	34,843	21,517	13,571	29,424	9,834	442
32 1949...	132,913	43,109	22,655	15,649	33,762	14,089	3,649
33 Rice harvested.....multiple units reporting 1954...	1	1
34 1949...
35 subunits reporting 1954...	1	1
36 1949...
37 acres 1954...	6	6
38 1949...
39 bushels 1954...	375	375
40 1949...
41 Peanuts harvested for picking or threshing.....multiple units reporting 1954...
42 1949...
43 subunits reporting 1954...
44 1949...
45 acres 1954...
46 1949...
47 pounds 1954...
48 1949...
49 Horses and/or mules....multiple units reporting 1954...	177	80	30	35	30	2	...
50 1950...	782	363	154	94	132	34	5
51 number 1954...	479	159	67	83	161	9	...
52 1950...	3,014	971	474	398	693	357	121
53 Landlord-tenant operations containing multiple units: All subunits including home farm.....number 1954...	4,401	1,575	832	587	973	401	33
54 1950...	6,184	1,918	1,142	698	1,577	613	236
55 Land in all subunits including home farm.....acres 1954...	461,015	157,423	79,570	58,947	122,120	40,093	2,862
56 1950...	524,444	172,772	88,535	65,127	121,310	59,553	17,147
57 Owned by operator of multiple unit..acres 1954...	247,261	79,847	34,696	21,342	72,381	26,133	2,862
58 1950...	284,275	86,006	41,488	35,086	67,929	39,514	14,252
59 Rented by operator of multiple unit.....acres 1954...	213,754	77,576	44,874	27,605	49,739	13,960	...
60 1950...	240,169	86,766	47,047	30,041	53,381	20,039	2,895
61 Subunits not included in multiple units.....operators reporting 1954...	238	107	53	26	39	12	1
62 1950...	309	123	65	32	68	16	5
63 number 1954...	857	421	103	103	122	97	11
64 1950...	1,038	328	206	62	294	92	56
65 Share tenants.....number 1954...	582	279	73	52	92	76	10
66 1950...	539	162	148	27	126	42	34
67 Other tenants, not croppers nor share tenants.....number 1954...	275	142	30	51	30	21	1
68 1950...	499	166	58	35	168	50	22
69 Land in subunits not included in multiple units.....acres 1954...	91,279	32,383	10,693	12,789	20,719	12,620	2,075
70 1950...	80,180	33,612	12,026	6,465	17,660	7,145	3,272

Economic Area Table 6.—MULTIPLE-UNIT OPERATIONS, BY KIND OF TENANT IN LANDLORD-TENANT OPERATION: CENSUSES OF 1954 AND 1950

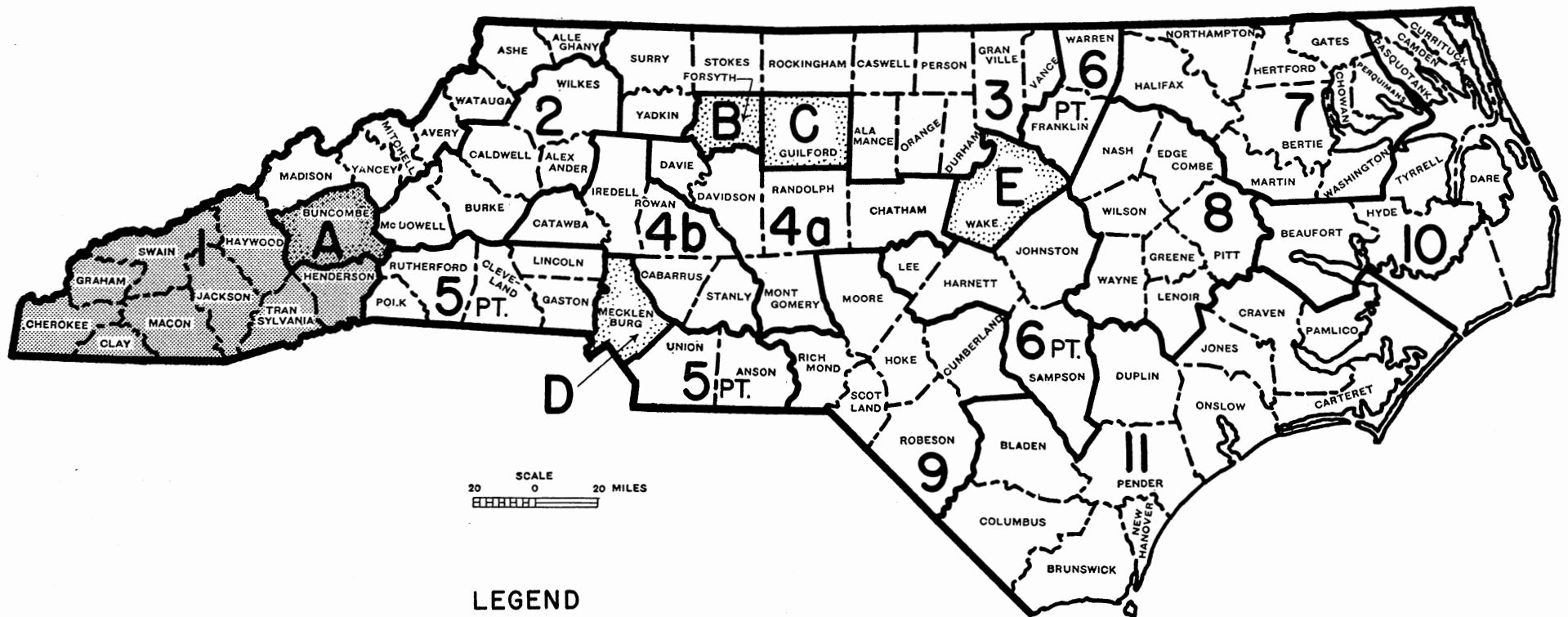
Item (For definitions and explanations, see text)		Total, selected areas				Area 9a			
		Total	Kind of tenant in landlord-tenant operation			Total	Kind of tenant in landlord-tenant operation		
			Croppers only	Croppers, share, and/or other tenants only	Croppers and tenants other than share tenants only		Croppers only	Croppers, share, and/or other tenants only	Croppers and tenants other than share tenants only
Multiple-unit operations.....number	1954...	1,434	1,126	202	106	327	257	46	24
	1950...	1,981	1,562	275	144	456	346	73	37
Subunits in multiple-unit operations.....total number	1954...	4,403	3,333	721	349	859	660	133	66
	1950...	6,433	4,724	1,145	564	1,287	921	264	102
Home farms.....number	1954...	1,266	1,016	151	99	301	239	39	23
	1950...	1,828	1,457	237	134	429	331	64	34
Cropper farms.....number	1954...	3,137	2,317	570	250	558	421	94	43
	1950...	4,605	3,267	908	430	858	590	200	68
Land in multiple-unit operations....total acres	1954...	479,140	331,997	100,799	46,344	109,404	78,697	20,468	10,239
	1950...	592,313	409,293	122,055	60,965	148,049	101,677	34,905	11,467
Home farms.....acres	1954...	388,739	270,676	80,070	37,993	90,924	65,864	16,666	8,394
	1950...	455,237	318,766	89,615	46,856	118,433	83,173	25,926	9,334
Cropper farms.....acres	1954...	90,401	61,321	20,729	8,351	18,480	12,833	3,802	1,845
	1950...	137,076	90,527	32,440	14,109	29,616	18,504	8,979	2,133
Cropland harvested.....total acres	1954...	399,742	282,955	79,347	37,440	85,828	63,561	14,136	8,131
	1949...	460,173	326,857	88,264	45,052	104,099	74,725	21,935	7,439
Corn harvested for grain.....multiple units reporting	1954...	1,085	871	139	75	283	225	38	20
	1949...	1,590	1,269	202	119	401	310	58	33
subunits reporting	1954...	1,375	1,083	195	97	360	283	50	27
	1949...	2,302	1,788	336	178	577	426	101	50
acres	1954...	61,433	44,546	10,635	6,252	14,612	10,442	2,076	2,094
	1949...	83,858	62,168	13,465	8,225	22,766	17,039	3,868	1,859
bushels	1954...	1,586,916	1,131,798	279,867	175,251	350,034	226,959	52,901	70,174
	1949...	2,623,272	1,937,730	427,161	258,381	740,865	551,745	128,421	60,699
Cotton harvested.....multiple units reporting	1954...	1,416	1,113	199	104	316	250	44	22
	1949...	1,899	1,501	261	137	418	318	65	35
subunits reporting	1954...	4,003	3,044	642	317	744	575	114	55
	1949...	5,502	4,063	962	477	1,046	745	218	83
acres	1954...	132,617	90,683	30,752	11,182	22,196	16,975	3,727	1,494
	1949...	193,430	137,538	37,855	18,037	35,213	24,475	8,558	2,180
bales	1954...	132,716	90,867	30,256	11,593	23,085	17,592	3,791	1,702
	1949...	161,501	115,411	30,929	15,161	28,588	19,775	7,009	1,804
Rice harvested.....multiple units reporting	1954...	4	4	3	3
	1949...
subunits reporting	1954...	4	4	3	3
	1949...
acres	1954...	706	706	700	700
	1949...
bushels	1954...	49,875	49,875	49,500	49,500
	1949...
Peanuts harvested for picking or threshing.....multiple units reporting	1954...
	1949...
subunits reporting	1954...
	1949...
acres	1954...
	1949...
pounds	1954...
	1949...
Horses and/or mules....multiple units reporting	1954...	278	216	39	23	101	76	17	8
	1950...	1,044	841	134	69	262	202	40	20
number	1954...	737	509	166	62	258	197	40	21
	1950...	3,951	2,863	714	374	937	653	188	96
Landlord-tenant operations containing multiple units:									
All subunits including home farm.....number	1954...	5,441	3,333	1,572	536	1,040	660	291	89
	1950...	7,808	4,724	2,292	792	1,624	921	553	150
Land in all subunits including home farm.....acres	1954...	607,229	331,997	218,270	56,962	146,214	78,697	56,212	11,305
	1950...	709,018	409,293	227,534	72,191	184,574	101,677	69,346	13,551
Owned by operator of multiple unit.....acres	1954...	330,830	121,559	178,211	31,060	83,569	30,059	48,088	5,422
	1950...	383,576	162,614	168,231	52,731	99,301	42,411	46,424	10,466
Rented by operator of multiple unit.....acres	1954...	276,399	210,438	40,059	25,902	62,645	48,638	8,124	5,883
	1950...	325,442	246,679	59,303	19,460	85,273	59,266	22,922	3,085
Subunits not included in multiple units.....operators reporting	1954...	308	...	202	106	70	...	46	24
	1950...	419	...	275	144	110	...	73	37
number	1954...	1,038	...	851	187	181	...	158	23
	1950...	1,375	...	1,147	228	337	...	289	48
Share tenants.....number	1954...	730	...	730	...	148	...	148	...
	1950...	761	...	761	...	222	...	222	...
Other tenants, not croppers nor share tenants.....number	1954...	308	...	121	187	33	...	10	23
	1950...	614	...	386	228	115	...	67	48
Land in subunits not included in multiple units.....acres	1954...	128,089	...	117,471	10,618	36,810	...	35,744	1,066
	1950...	116,705	...	105,479	11,226	36,525	...	34,441	2,084

MULTIPLE-UNIT OPERATIONS

Economic Area Table 6.—MULTIPLE-UNIT OPERATIONS, BY KIND OF TENANT IN LANDLORD-TENANT OPERATION: CENSUSES OF 1954 AND 1950--Continued

Item (For definitions and explanations, see text)	Total	Area 9b		
		Kind of tenant in landlord-tenant operation		
		Croppers only	Croppers, share, and/or other tenants only	Croppers and tenants other than share tenants only
1 Multiple-unit operations.....number 1954...	1,107	869	156	82
2 1950...	1,525	1,216	202	107
3 Subunits in multiple-unit operations.....total number 1954...	3,544	2,673	588	283
4 1950...	5,146	3,803	881	462
5 Home farms.....number 1954...	965	777	112	76
6 1950...	1,399	1,126	173	100
7 Cropper farms.....number 1954...	2,579	1,896	476	207
8 1950...	3,747	2,677	708	362
9 Land in multiple-unit operations.....total acres 1954...	369,736	253,300	80,331	36,105
10 1950...	444,264	307,616	87,150	49,498
11 Home farms.....acres 1954...	297,815	204,812	63,404	29,599
12 1950...	336,804	235,593	63,689	37,522
13 Cropper farms.....acres 1954...	71,921	48,488	16,927	6,506
14 1950...	107,460	72,023	23,461	11,976
15 Cropland harvested.....total acres 1954...	313,914	219,394	65,211	29,309
16 1949...	356,074	252,132	66,329	37,613
17 Corn harvested for grain.....multiple units reporting 1954...	802	646	101	55
18 1949...	1,189	959	144	86
19 subunits reporting 1954...	1,015	800	145	70
20 1949...	1,725	1,362	235	128
21 acres 1954...	46,821	34,104	8,559	4,158
22 1949...	61,092	45,129	9,597	6,366
23 bushels 1954...	1,236,882	904,839	226,966	105,077
24 1949...	1,882,407	1,385,985	298,740	197,682
25 Cotton harvested.....multiple units reporting 1954...	1,100	863	155	82
26 1949...	1,481	1,183	196	102
27 subunits reporting 1954...	3,259	2,469	528	262
28 1949...	4,456	3,318	744	394
29 acres 1954...	110,421	73,708	27,025	9,688
30 1949...	158,217	113,063	29,297	15,857
31 bales 1954...	109,631	73,275	26,465	9,891
32 1949...	132,913	95,636	23,920	13,357
33 Rice harvested.....multiple units reporting 1954...	1	1
34 1949...
35 subunits reporting 1954...	1	1
36 1949...
37 acres 1954...	6	6
38 1949...
39 bushels 1954...	375	375
40 1949...
41 Peanuts harvested for picking or threshing.....multiple units reporting 1954...
42 1949...
43 subunits reporting 1954...
44 1949...
45 acres 1954...
46 1949...
47 pounds 1954...
48 1949...
49 Horses and/or mules....multiple units reporting 1954...	177	140	22	15
50 1950...	782	639	94	49
51 number 1954...	479	312	126	41
52 1950...	3,014	2,210	526	278
53 Landlord-tenant operations containing multiple units: All subunits including home farm.....number 1954...	4,401	2,673	1,281	447
54 1950...	6,184	3,803	1,739	642
55 Land in all subunits including home farm.....acres 1954...	461,015	253,300	162,058	45,657
56 1950...	524,444	307,616	158,188	58,640
57 Owned by operator of multiple unit..acres 1954...	247,261	91,500	130,123	25,638
58 1950...	284,275	120,203	121,807	42,265
59 Rented by operator of multiple unit.....acres 1954...	213,754	161,800	31,935	20,019
60 1950...	240,169	187,413	36,381	16,375
61 Subunits not included in multiple units.....operators reporting 1954...	238	...	156	82
62 1950...	309	...	202	107
63 number 1954...	857	...	693	164
64 1950...	1,038	...	858	180
65 Share tenants.....number 1954...	582	...	582	...
66 1950...	539	...	539	...
67 Other tenants, not croppers nor share tenants.....number 1954...	275	...	111	164
68 1950...	499	...	319	180
69 Land in subunits not included in multiple units.....acres 1954...	91,279	...	81,727	9,552
70 1950...	80,180	...	71,038	9,142

NORTH CAROLINA State Economic Areas



SCALE
0 20 MILES

LEGEND

- B METROPOLITAN STATE ECONOMIC AREA
- 2 NONMETROPOLITAN STATE ECONOMIC AREA
- NOT IN MULTIPLE-UNIT AREA

MULTIPLE-UNIT OPERATIONS

County Table 1.—MULTIPLE-UNIT OPERATIONS.

Item (For definitions and explanations, see text)		Total, selected counties	Alamance	Alexander	Alleghany	Anson	Ashe	Avery	Beaufort	Bertie
1	All farms.....number 1954...	250,093	2,749	1,504	1,447	2,238	3,754	1,509	3,194	3,165
2	1950.....	268,800	2,946	1,904	1,627	2,753	3,836	1,786	3,324	3,138
3	Land in farms.....acres 1954...	17,209,737	201,595	112,700	120,659	214,291	231,569	84,432	262,570	264,595
4	1950.....	18,215,761	219,746	129,010	127,813	249,845	249,408	88,297	256,796	273,536
5	Cropland harvested.....acres 1954...	5,351,355	56,144	26,830	18,878	67,614	33,257	12,318	103,389	78,826
6	1949.....	5,615,915	56,013	29,960	22,187	81,196	36,737	17,400	99,172	80,251
7	Corn harvested for grain.....farms reporting 1954...	184,942	1,783	1,048	829	1,640	2,487	782	2,610	2,745
8	1949.....	218,356	2,063	1,449	1,180	2,176	2,810	1,221	2,790	2,903
9	acres 1954...	1,816,165	14,420	5,385	2,739	13,868	6,568	1,801	38,991	32,135
10	1949.....	1,959,193	17,035	8,248	5,217	21,581	9,845	3,402	41,353	29,516
11	bushels 1954...	40,945,932	305,282	90,847	77,447	147,863	238,119	62,276	1,561,625	962,547
12	1949.....	55,867,009	535,207	245,071	204,445	480,805	350,282	139,291	1,148,778	956,584
13	Cotton harvested.....farms reporting 1954...	77,296	37	318	...	1,527	347	1,680
14	1949.....	105,312	64	582	...	2,062	685	1,934
15	acres 1954...	522,095	90	828	...	16,894	1,399	...
16	1949.....	846,039	166	1,991	...	25,505	3,000	9,148
17	bales 1954...	366,711	65	499	...	8,462	1,185	6,747
18	1949.....	472,389	132	1,511	...	15,545	1,545	4,675
19	Tobacco harvested.....farms reporting 1954...	144,646	1,233	674	366	181	1,904	202	2,566	2,155
20	1949.....	146,607	1,204	687	281	143	1,398	138	2,379	2,113
21	acres 1954...	666,706	5,864	1,634	264	54	1,165	126	13,357	8,230
22	1949.....	601,433	5,636	1,533	173	397	792	84	11,908	7,399
23	pounds 1954...	792,074,315	5,201,536	2,568,946	398,528	455,185	1,872,926	225,565	17,842,721	11,512,648
24	1949.....	656,925,788	5,316,385	1,658,455	236,318	367,496	1,100,563	130,857	12,310,431	8,291,639
25	Peanuts harvested for picking or threshing.....farms reporting 1954...	24,505	7	8	246	2,584
26	1949.....	26,163	19	18	...	4	311	2,751
27	acres 1954...	166,321	8	7	696	22,096
28	1949.....	218,514	11	4	...	9	757,226	35,465,604
29	pounds 1954...	223,728,828	3,105	1,100	884,392	29,360,816
30	1949.....	229,600,343	7,940	1,522	...	3,790
31	Horses and/or mules.....farms reporting 1954...	134,896	1,351	801	628	1,161	1,685	615	1,530	2,096
32	1950.....	177,682	1,858	1,121	877	1,787	2,072	925	2,031	2,462
33	number 1954...	226,037	2,251	1,089	1,046	2,315	2,421	860	2,601	3,960
34	1950.....	336,378	3,590	1,734	1,563	3,689	3,216	1,409	3,897	5,454
35	Multiple-unit operations.....number 1954...	26,403	237	37	75	219	405	21	451	464
36	1950.....	25,252	200	53	51	237	175	15	355	436
37	Subunits in multiple-unit operations.....number 1954...	75,003	557	79	162	729	940	55	1,213	1,511
38	1950.....	74,688	456	116	104	802	372	51	987	1,489
39	Home farms.....number 1954...	24,592	236	37	75	204	401	21	419	414
40	1950.....	22,395	183	52	49	224	175	14	326	324
41	Cropper farms.....number 1954...	50,411	321	42	87	525	539	34	794	1,097
42	1950.....	52,293	275	64	55	578	197	17	661	1,165
43	Land owned by landlord.....acres 1954...	4,604,829	33,329	5,914	16,004	67,792	47,958	4,108	83,563	134,833
44	1950.....	5,164,011	32,774	7,096	9,611	80,003	28,086	1,243	78,313	126,617
45	Land rented from others by landlord.....acres 1954...	806,033	6,905	32	648	16,038	1,641	37	8,963	28,423
46	1950.....	736,737	5,205	184	347	15,250	1,159	1	8,652	32,164
47	Land in multiple-unit operations.....acres 1954...	5,188,844	38,744	5,748	16,556	80,136	48,773	4,047	88,981	150,536
48	1950.....	5,266,162	33,477	6,801	9,943	89,854	28,795	1,231	77,103	138,060
49	Home farms.....acres 1954...	3,859,955	32,168	5,227	15,924	67,932	45,875	3,735	67,076	107,724
50	1950.....	3,579,665	24,826	5,226	8,059	74,089	27,316	1,123	59,770	78,133
51	Cropper farms.....acres 1954...	1,328,889	6,576	521	632	12,204	2,898	312	21,905	42,812
52	1950.....	1,686,497	8,651	1,575	1,874	15,765	1,479	108	17,333	59,927
53	Cropland harvested.....acres 1954...	1,652,627	12,331	1,115	2,713	25,604	7,566	738	32,977	36,957
54	1949.....	1,725,780	9,416	2,149	2,029	29,538	4,023	260	23,950	38,283
55	Corn harvested for grain.....multiple units reporting 1954...	24,840	223	31	60	201	354	15	444	459
56	1949.....	24,438	181	46	48	232	159	11	340	429
57	subunits reporting 1954...	55,550	393	50	84	530	540	22	939	1,241
58	1949.....	60,276	335	75	83	655	238	14	760	1,298
59	acres 1954...	596,741	3,136	324	319	4,536	1,455	104	12,763	15,397
60	1949.....	613,595	2,761	545	442	7,197	918	49	9,745	13,902
61	bushels 1954...	13,798,592	66,910	6,615	10,392	51,484	56,417	4,085	496,240	468,695
62	1949.....	18,251,069	85,763	18,141	19,137	157,839	36,973	1,231	287,013	463,061
63	Cotton harvested.....multiple units reporting 1954...	12,568	6	4	...	212	92	326
64	1949.....	14,750	5	25	...	232	120	324
65	subunits reporting 1954...	26,048	7	6	...	571	119	722
66	1949.....	35,219	6	37	...	653	169	864
67	acres 1954...	182,271	11	18	...	7,731	473	3,006
68	1949.....	294,262	24	146	...	9,624	823	3,778
69	bales 1954...	131,262	6	10	...	3,828	404	2,693
70	1949.....	175,752	12	99	...	6,135	524	1,976
71	Tobacco harvested.....multiple units reporting 1954...	22,396	213	29	42	48	331	6	429	434
72	1949.....	20,424	179	38	16	34	115	...	322	400
73	subunits reporting 1954...	51,817	396	44	55	64	418	6	906	1,027
74	1949.....	49,701	336	58	23	46	133	...	720	1,006
75	acres 1954...	250,950	1,964	93	39	227	294	4	5,532	3,980
76	1949.....	224,033	1,729	142	13	138	117	...	4,034	3,474
77	pounds 1954...	307,628,769	1,694,112	79,600	50,780	189,300	448,418	8,000	7,746,992	5,812,455
78	1949.....	256,343,325	1,644,950	150,950	18,296	136,553	143,574	...	4,568,498	3,996,809
79	Peanuts harvested for picking or threshing.....multiple units reporting 1954...	3,922	1	70	450
80	1949.....	4,166	79	418
81	subunits reporting 1954...	10,237	2	122	1,167
82	1949.....	12,078	156	1,235
83	acres 1954...	77,052	1	411	10,207
84	1949.....	106,611	624	13,106
85	pounds 1954...	103,284,157	240	432,514	16,620,672
86	1949.....	107,129,341	608,349	12,830,248
87	Horses and/or mules.....multiple units reporting 1954...	22,658	212	22	57	187	302	15	354	434
88	1950.....	22,461	172	45	37	215	156	11	290	389
89	number 1954...	71,256	556	35	136	710	551	27	931	1,796
90	1950.....	86,882	598	89	85	1,107	315	25	1,020	2,031
91	Farms not in multiple units.....number 1954...	175,090	2,192	1,425	1,285	1,509	2,814	1,454	1,981	1,654
92	1950.....	194,112	2,488	1,788	1,523	1,951	3,514	1,755	2,337	1,649
93	Land in farms not in multiple units.....acres 1954...	12,020,893	162,851	106,952	104,103	134,155	182,796	80,385	173,589	114,059
94	1950.....	12,949,599	186,269	122,209	117,870	159,991	220,613	87,026	179,693	135,476

Z Reported in small fractions.

NORTH CAROLINA

CENSUSES OF 1954 AND 1950

Bladen	Brunswick	Burke	Cabarrus	Caldwell	Camden	Carteret	Caswell	Catawba	Chatham	Chowan	Cleveland	Columbus	
3,633	1,976	1,922	1,882	2,165	434	640	2,899	2,718	2,844	895	4,672	6,051	1
3,673	2,168	2,071	1,956	2,483	463	614	3,051	3,143	2,977	798	5,811	6,322	2
280,331	143,782	114,209	171,560	133,113	58,089	76,205	246,734	179,041	277,853	72,311	254,654	305,149	3
288,685	158,857	129,969	170,819	146,635	64,437	57,015	244,036	194,421	299,251	77,885	273,625	325,909	4
70,542	29,945	20,215	54,335	20,561	32,479	12,475	50,473	61,720	48,797	32,204	106,694	108,880	5
67,814	30,016	24,625	54,896	22,549	31,215	11,368	51,088	64,399	51,774	31,708	139,179	107,550	6
2,960	1,388	1,009	1,236	1,206	324	385	2,293	1,462	1,863	625	1,993	4,993	7
3,204	1,771	1,466	1,426	1,677	1,677	451	2,606	2,260	2,147	685	4,145	5,706	8
30,500	10,005	5,389	9,566	5,380	15,261	3,015	14,548	8,097	14,002	10,850	12,045	46,094	9
32,350	11,713	8,676	13,564	8,092	13,864	3,338	17,312	13,262	17,252	10,995	26,099	51,088	10
494,894	226,319	112,288	201,497	106,059	739,233	73,608	231,850	152,014	268,688	327,014	125,873	1,039,341	11
713,213	306,064	242,044	315,370	230,350	394,268	67,519	442,421	367,264	498,358	355,423	707,828	1,313,436	12
1,309	145	19	570	13	91	16	...	531	252	482	3,230	977	13
1,708	130	158	971	18	145	26	...	1,553	471	466	4,895	1,025	14
4,496	300	66	5,098	34	464	64	...	2,596	719	2,658	39,654	2,876	15
8,062	519	494	8,337	64	646	139	...	8,619	1,467	8,619	77,130	4,108	16
3,372	230	44	3,542	25	422	47	...	1,701	473	2,462	20,980	2,488	17
2,875	170	272	6,980	38	386	41	...	6,934	1,075	1,356	48,710	1,420	18
2,848	1,465	10	...	224	1	299	2,547	4	876	174	19	5,222	19
2,860	1,451	9	...	180	...	312	2,882	4	887	151	4	5,530	20
10,452	4,739	566	3	1,948	13,052	11	3,737	817	25	22,880	21
9,282	4,030	434	3	1,644	12,122	10	3,377	671	2	21,034	22
12,179,137	5,433,146	7,333	...	574,864	5,700	2,332,825	12,153,359	7,283	3,381,965	1,175,808	18,306	28,714,615	23
9,566,980	4,120,789	453,081	4,000	1,436,782	11,544,819	10,400	3,113,978	613,051	2,248	24,463,562	24
1,729	48	21	59	14	15	1	...	31	15	640	21	1,091	25
1,386	102	45	46	14	12	...	3	132	11	648	66	657	26
4,958	127	25	36	8	69	1	...	40	4	5,950	6	2,255	27
5,543	344	20	22	7	65	...	1	58	5	7,838	20	1,991	28
5,865,789	57,065	5,356	16,523	1,477	76,714	200	...	22,284	5,252	11,942,319	2,735	2,752,807	29
4,661,995	164,778	12,819	22,212	3,934	78,000	...	150	47,784	2,880	9,764,168	13,815	1,629,297	30
2,470	1,162	687	979	810	207	313	1,878	1,110	1,420	437	1,728	3,924	31
2,865	1,466	1,065	1,228	1,224	303	447	2,080	1,802	1,949	546	2,731	4,692	32
3,341	1,432	880	1,452	1,017	290	474	3,487	1,643	2,215	657	2,968	5,649	33
4,507	2,002	1,534	2,444	1,707	504	684	4,440	2,998	3,450	1,015	5,534	7,343	34
158	166	9	101	34	3	33	495	86	171	107	696	729	35
174	125	18	75	24	7	18	463	140	146	74	891	677	36
382	388	19	246	73	6	87	1,309	186	384	307	1,998	1,751	37
430	288	37	189	50	15	54	1,309	312	326	237	2,558	1,725	38
155	163	9	101	33	3	33	469	85	169	103	678	703	39
164	125	16	73	24	7	18	422	137	143	67	824	644	40
227	225	10	145	40	3	54	840	101	215	204	1,320	1,048	41
266	163	21	116	26	8	36	887	175	183	170	1,734	1,081	42
30,583	34,322	1,132	19,618	3,488	5,280	6,437	85,835	12,999	40,226	26,370	96,819	99,012	43
46,824	31,372	2,856	15,447	3,482	864	3,988	89,728	18,908	31,539	21,954	129,479	104,734	44
6,032	613	5,902	214	355	27,858	1,305	4,445	4,102	18,915	3,052	45
3,282	674	700	3,318	674	24,270	3,899	2,540	6,948	16,100	3,163	46
34,965	34,053	1,725	24,800	3,674	4,820	6,412	103,028	13,528	42,800	25,711	108,650	95,811	47
45,719	31,083	3,568	16,407	3,735	1,544	4,237	95,850	21,285	30,495	26,853	130,382	100,381	48
30,857	31,277	1,544	21,212	3,075	4,522	5,147	78,740	10,978	37,498	18,661	77,008	77,356	49
38,603	28,995	2,657	13,103	3,242	1,158	2,982	54,702	17,187	25,870	19,517	80,141	79,971	50
4,108	2,776	181	3,588	599	298	1,265	24,288	2,551	5,302	7,050	31,642	18,455	51
7,116	2,088	911	3,304	493	386	1,255	41,148	4,098	4,625	7,336	50,241	20,410	52
7,339	6,180	294	9,614	858	589	1,615	21,524	5,100	7,094	11,230	48,815	30,217	53
8,545	4,873	641	6,383	574	1,045	1,312	20,962	7,584	5,433	9,206	65,578	30,634	54
152	148	9	95	30	3	31	473	63	163	104	459	690	55
174	121	18	71	21	6	18	460	118	141	74	823	668	56
261	251	14	151	37	5	57	981	93	271	204	820	1,308	57
344	212	30	130	31	10	41	1,085	198	253	197	1,823	1,473	58
3,167	2,019	75	1,391	172	177	502	5,893	795	2,041	3,944	4,935	11,864	59
4,054	1,783	215	1,287	190	311	439	6,661	1,423	1,889	3,069	11,927	13,420	60
56,384	45,191	1,535	30,747	3,560	8,132	11,001	98,565	15,184	41,969	120,062	47,895	286,045	61
86,176	47,223	6,410	27,558	6,640	7,555	7,680	185,192	43,332	58,947	106,640	317,669	367,723	62
82	23	...	94	1	2	2	...	47	32	83	683	185	63
103	18	6	72	...	1	2	...	114	27	57	881	163	64
107	29	...	168	1	2	3	...	73	38	144	1,558	231	65
164	18	11	138	...	1	4	...	199	41	107	2,204	268	66
402	71	...	1,923	2	14	8	...	475	161	1,039	19,974	778	67
918	104	40	1,469	...	3	15	...	1,272	184	826	37,290	1,224	68
304	58	...	1,426	3	15	3	...	335	129	1,021	10,462	649	69
341	39	24	1,289	...	2	11	...	997	152	396	23,808	460	70
157	162	1	...	23	...	31	490	...	128	43	1	719	71
170	119	4	...	17	463	1	108	30	1	669	72
267	283	1	...	35	...	60	1,153	...	220	74	1	1,386	73
297	191	5	...	40	1,143	1	174	49	1	1,410	74
986	991	(2)	...	87	...	429	5,600	...	1,028	408	3	6,023	75
989	645	16	...	248	4,936	2	872	257	1	5,383	76
1,198,041	1,112,049	200	...	86,290	...	556,240	952,357	611,945	560	7,798,867	77
1,081,531	700,481	17,600	...	205,588	4,940,929	1,800	812,038	230,288	600	6,789,439	78
110	2	...	1	101	...	135	79
96	16	2	...	72	...	104	80
149	4	...	1	216	...	187	81
157	23	2	...	180	5	187	82
496	47	...	1	2,200	...	509	83
663	136	2	...	2,096	4	666	84
595,412	12,850	...	210	4,242,790	661,209	85
556,998	72,210	1,500	...	2,199,740	3,772	...	598,856	86
141	134	3	64	22	2	24	452	50	128	77	498	617	87
146	108	15	71	14	...	15	435	111	135	67	694	627	88
276	229	6	161	30	28	51	1,297	105	297	180	1,225	1,226	89
365	199	22	250	27	...	49	1,490	255	366	249	2,100	1,547	90
3,251	1,588	1,903	1,636	2,082	428	553	1,590	2,532	2,460	588	2,674	4,300	91
3,243	1,880	2,034	1,767	2,433	448	560	1,742	2,831	2,651	561	3,253	4,597	92
245,366	109,729	112,484	146,760	129,439	53,269	69,793	143,706	165,512	235,053	46,600	146,004	209,338	93
242,966	127,774	126,401	154,412	142,900	62,893	52,778	148,186	173,136	268,756	51,032	143,243	225,528	94

MULTIPLE-UNIT OPERATIONS

County Table 1.—MULTIPLE-UNIT OPERATIONS:

Item (For definitions and explanations, see text)		Craven	Cumberland	Currituck	Dare	Davidson	Davie	Duplin	Durham	Edgecombe
1	All farms.....number 1954...	2,368	3,002	544	39	3,561	1,527	5,650	1,622	3,725
2	1950.....	2,345	3,070	542	36	3,400	1,508	5,908	1,784	3,976
3	Land in farms.....acres 1954...	173,510	225,319	80,624	1,141	226,737	125,975	364,875	110,548	271,017
4	1950.....	174,521	234,959	73,507	1,619	244,293	139,252	360,377	126,461	274,363
5	Cropland harvested.....acres 1954...	52,079	82,460	33,083	171	60,721	34,947	124,991	23,578	116,549
6	1949.....	49,794	86,293	29,188	132	62,677	36,825	122,091	24,269	120,485
7	Corn harvested for grain.....farms reporting 1954...	1,984	2,237	386	6	2,314	831	4,876	1,083	3,220
8	1949.....	2,041	2,455	374	12	2,344	1,096	5,197	1,227	3,371
9	acres 1954...	25,194	26,260	14,554	33	12,875	5,407	73,558	6,685	48,158
10	1949.....	25,766	27,352	11,598	41	14,053	8,242	66,967	8,053	41,364
11	bushels 1954...	553,577	311,573	790,059	450	316,032	96,728	1,232,418	127,366	1,374,329
12	1949.....	671,404	699,913	381,823	1,145	457,935	224,472	1,270,281	244,945	1,468,832
13	Cotton harvested.....farms reporting 1954...	192	1,730	67	...	326	600	926	33	2,157
14	1949.....	315	2,069	140	...	325	688	1,321	55	2,821
15	acres 1954...	478	15,588	353	...	922	1,721	4,731	120	14,003
16	1949.....	1,199	23,722	683	...	1,175	2,627	8,322	214	22,748
17	bales 1954...	321	10,469	323	...	631	1,111	3,620	90	12,269
18	1949.....	597	8,065	469	...	898	2,041	2,456	217	13,989
19	Tobacco harvested.....farms reporting 1954...	1,940	1,987	1,239	523	4,768	946	3,160
20	1949.....	1,943	1,962	1,095	583	4,988	958	3,208
21	acres 1954...	12,064	7,397	3,911	1,397	22,196	4,701	16,625
22	1949.....	10,671	6,110	3,402	1,400	19,537	4,320	15,264
23	pounds 1954...	14,860,188	7,766,869	3,959,426	1,264,078	28,998,298	4,114,912	23,352,779
24	1949.....	11,087,887	6,003,426	3,270,302	1,201,823	19,256,531	3,709,443	18,996,206
25	Peanuts harvested for picking or threshing.....farms reporting 1954...	37	193	28	...	64	1	36	5	2,229
26	1949.....	56	157	30	...	11	2	30	1	2,377
27	acres 1954...	117	523	227	...	18	1	50	2	15,679
28	1949.....	176	551	246	...	2	4	38	1	20,162
29	pounds 1954...	61,672	488,599	318,855	...	10,378	600	18,640	280	19,700,516
30	1949.....	85,368	420,280	262,966	...	7,216	1,500	12,882	180	18,873,361
31	Horses and/or mules.....farms reporting 1954...	1,298	1,544	140	11	1,682	720	3,209	952	2,003
32	1950.....	1,622	2,174	339	16	2,215	1,003	4,386	1,175	2,365
33	number 1954...	1,960	2,237	207	13	2,451	1,019	4,556	1,636	5,853
34	1950.....	2,908	3,802	539	16	3,628	1,749	7,437	2,211	7,897
35	Multiple-unit operations.....number 1954...	326	209	7	...	156	71	704	195	653
36	1950.....	365	219	12	...	72	55	634	121	691
37	Subunits in multiple-unit operations.....number 1954...	929	524	16	...	357	167	1,846	487	2,827
38	1950.....	1,063	535	28	...	158	122	1,751	309	3,262
39	Home farms.....number 1954...	313	206	7	...	153	67	667	182	533
40	1950.....	321	211	11	...	71	54	587	120	593
41	Cropper farms.....number 1954...	616	316	9	...	204	100	1,179	305	2,294
42	1950.....	742	324	17	...	87	68	1,164	189	2,669
43	Land owned by landlord.....acres 1954...	80,162	41,277	3,825	...	16,002	14,081	130,609	23,593	165,384
44	1950.....	85,733	54,796	5,153	...	10,841	16,094	129,168	20,735	189,240
45	Land rented from others by landlord.....acres 1954...	4,632	8,302	277	...	1,805	1,663	10,684	6,444	51,897
46	1950.....	5,361	5,355	437	...	234	1,341	12,809	4,454	50,060
47	Land in multiple-unit operations.....acres 1954...	80,375	46,418	3,587	...	17,188	13,225	128,609	28,464	201,930
48	1950.....	87,249	50,584	4,529	...	10,275	14,345	121,548	23,241	223,063
49	Home farms.....acres 1954...	62,765	39,784	2,796	...	14,816	11,437	102,106	21,929	118,943
50	1950.....	64,142	41,150	3,007	...	8,220	12,290	95,728	18,804	123,828
51	Cropper farms.....acres 1954...	17,610	6,634	791	...	2,372	2,188	26,503	6,535	83,087
52	1950.....	23,107	9,434	1,522	...	2,055	2,055	25,820	4,437	99,235
53	Cropland harvested.....acres 1954...	20,419	16,704	1,595	...	5,196	3,938	38,388	7,606	84,577
54	1949.....	23,765	17,950	2,036	...	3,437	3,340	37,099	5,267	98,016
55	Corn harvested for grain.....multiple units reporting 1954...	321	203	7	...	130	61	688	173	644
56	1949.....	360	203	12	...	65	48	624	120	685
57	subunits reporting 1954...	730	381	11	...	184	87	1,466	353	2,406
58	1949.....	890	369	21	...	104	82	1,443	239	2,828
59	acres 1954...	10,175	5,247	546	...	1,070	714	22,229	2,259	35,403
60	1949.....	12,500	4,870	690	...	745	619	19,948	1,688	40,354
61	bushels 1954...	232,815	65,341	28,535	...	27,309	17,112	357,450	40,685	994,590
62	1949.....	339,422	120,073	18,265	...	23,484	17,065	385,297	49,658	1,222,509
63	Cotton harvested.....multiple units reporting 1954...	56	182	4	...	23	42	200	11	529
64	1949.....	96	180	7	...	21	43	235	7	642
65	subunits reporting 1954...	72	292	6	...	33	69	336	17	1,639
66	1949.....	132	336	11	...	31	71	406	17	2,676
67	acres 1954...	206	2,696	81	...	132	287	1,916	81	10,432
68	1949.....	594	4,295	46	...	135	469	3,070	84	19,234
69	bales 1954...	161	1,818	77	...	96	188	1,517	62	9,154
70	1949.....	337	1,413	46	...	118	355	1,014	70	11,952
71	Tobacco harvested.....multiple units reporting 1954...	319	204	112	46	696	189	647
72	1949.....	361	192	55	32	611	112	680
73	subunits reporting 1954...	730	346	183	63	1,442	384	2,329
74	1949.....	855	299	83	44	1,329	216	2,591
75	acres 1954...	4,632	1,367	592	179	6,075	1,870	11,939
76	1949.....	5,038	1,015	286	122	5,038	1,087	11,859
77	pounds 1954...	5,774,277	1,325,779	603,829	151,752	8,181,255	1,649,172	16,712,354
78	1949.....	5,338,870	1,011,489	251,760	111,102	5,273,201	940,655	15,196,805
79	Peanuts harvested for picking or threshing.....multiple units reporting 1954...	5	32	3	6	...	465
80	1949.....	14	20	3	5	...	502
81	subunits reporting 1954...	10	44	5	10	...	1,656
82	1949.....	25	28	6	7	...	2,037
83	acres 1954...	45	175	82	14	...	11,498
84	1949.....	109	116	56	13	...	17,660
85	pounds 1954...	43,400	162,533	109,000	6,480	...	14,057,143
86	1949.....	50,228	104,594	72,325	3,866	...	15,408,167
87	Horses and/or mules.....multiple units reporting 1954...	285	148	4	...	128	38	595	175	620
88	1950.....	349	176	12	...	66	49	584	106	649
89	number 1954...	721	348	15	...	252	73	1,352	477	4,298
90	1950.....	1,205	570	40	...	179	116	1,794	333	5,098
91	Farms not in multiple units.....number 1954...	1,429	2,478	528	39	3,204	1,360	3,804	1,135	898
92	1950.....	1,282	2,535	514	36	3,242	1,386	4,157	1,475	714
93	Land in farms not in multiple units.....acres 1954...	93,135	178,901	77,037	1,141	209,549	112,350	236,266	82,084	69,087
94	1950.....	87,272	184,375	68,978	1,619	234,018	124,907	238,829	103,220	51,300

Z Reported in small fractions.

MULTIPLE-UNIT OPERATIONS

County Table 1.-MULTIPLE-UNIT OPERATIONS:

Item (For definitions and explanations, see text)		Jones	Lee	Lenoir	Lincoln	McDowell	Madison	Martin	Mecklenburg	Mitchell
1	All farms.....number 1954...	1,515	1,500	3,529	2,333	1,323	3,462	2,888	2,787	1,763
2	1950...	1,604	1,655	3,781	2,442	1,556	3,458	2,787	3,216	1,931
3	Land in farms.....acres 1954...	130,425	108,411	216,906	156,078	92,378	211,097	197,558	199,688	82,162
4	1950...	128,873	114,844	230,286	159,720	108,155	219,137	211,142	217,163	87,633
5	Cropland harvested.....acres 1954...	43,422	24,040	94,620	55,231	12,322	25,192	71,559	59,547	13,474
6	1949...	41,144	26,095	93,033	59,076	14,424	30,207	71,655	69,031	15,170
7	Corn harvested for grain.....farms reporting 1954...	1,334	1,174	3,130	1,116	798	2,477	2,445	1,205	1,174
8	1949...	1,444	1,387	3,372	1,882	1,069	2,753	2,621	1,996	1,400
9	acres 1954...	26,210	7,357	59,014	6,395	4,023	7,459	27,968	8,524	2,677
10	1949...	24,168	9,387	53,409	12,341	5,967	10,900	28,434	14,517	4,197
11	bushels 1954...	532,066	145,875	1,193,830	79,958	107,372	308,434	1,190,042	149,494	90,310
12	1949...	600,234	287,783	1,417,981	338,358	163,926	377,979	1,097,788	301,826	147,278
13	Cotton harvested.....farms reporting 1954...	120	346	737	1,169	833	902	...
14	1949...	190	599	1,137	1,862	1	...	1,028	1,514	...
15	acres 1954...	350	1,173	2,766	9,608	3,125	8,897	...
16	1949...	702	2,887	5,247	18,964	3	...	4,631	15,631	...
17	bales 1954...	276	946	2,236	5,649	2,898	5,972	...
18	1949...	424	1,522	2,583	15,923	1	...	2,961	11,902	...
19	Tobacco harvested.....farms reporting 1954...	1,304	1,098	3,091	9	45	2,708	2,423	...	800
20	1949...	1,392	1,193	3,334	1	25	2,812	2,465	1	603
21	acres 1954...	7,937	5,405	20,211	10	20	3,115	12,417	...	543
22	1949...	7,220	4,926	18,200	4	14	3,517	11,182	1	404
23	pounds 1954...	10,638,382	6,018,411	28,597,241	6,853	27,525	5,965,962	19,111,585	...	910,562
24	1949...	7,418,273	5,252,607	21,566,867	4,000	18,654	4,914,088	13,936,367	998	548,094
25	Peanuts harvested for picking or threshing.....farms reporting 1954...	21	2	24	60	4	...	2,352	13	...
26	1949...	54	...	31	47	5	...	2,440	20	...
27	acres 1954...	81	1	52	19	4	...	15,090	15	...
28	1949...	138	...	124	8	3	...	19,460	16	...
29	pounds 1954...	81,140	972	48,242	8,790	670	...	22,444,859	4,175	...
30	1949...	65,488	...	91,775	13,140	659	...	18,785,380	6,033	...
31	Horses and/or mules.....farms reporting 1954...	812	933	1,932	756	502	2,005	1,774	1,190	631
32	1950...	1,142	1,164	2,211	1,266	784	2,323	1,905	1,831	883
33	number 1954...	1,476	1,396	3,555	1,143	633	3,017	4,058	2,270	884
34	1950...	2,418	1,941	5,147	2,322	1,085	3,773	4,987	3,766	1,328
35	Multiple-unit operations.....number 1954...	230	188	624	188	23	461	555	206	48
36	1950...	254	139	670	252	27	288	522	214	41
37	Subunits in multiple-unit operations.....number 1954...	683	426	2,204	483	49	1,109	1,811	555	106
38	1950...	811	306	2,409	646	63	681	1,786	581	90
39	Home farms.....number 1954...	209	181	563	183	22	457	469	204	48
40	1950...	211	135	560	243	27	282	314	203	41
41	Cropper farms.....number 1954...	474	245	1,641	300	27	652	1,342	351	58
42	1950...	600	171	1,849	403	36	399	1,472	378	49
43	Land owned by landlord.....acres 1954...	55,046	25,914	126,252	27,578	4,368	61,371	111,801	38,493	6,242
44	1950...	71,390	27,182	147,700	37,249	7,757	48,257	125,942	37,158	5,768
45	Land rented from others by landlord.....acres 1954...	6,111	4,158	24,108	1,375	17	3,545	15,982	11,576	75
46	1950...	6,104	825	16,644	4,904	...	691	11,072	9,795	18
47	Land in multiple-unit operations.....acres 1954...	58,238	26,991	132,629	27,503	4,375	64,072	120,835	48,268	6,265
48	1950...	74,220	25,119	146,561	38,536	7,399	46,080	130,530	43,451	5,515
49	Home farms.....acres 1954...	45,631	22,450	83,409	20,134	3,772	58,201	66,596	40,410	5,681
50	1950...	58,045	21,622	88,198	27,715	6,274	39,265	50,838	33,553	4,872
51	Cropper farms.....acres 1954...	12,607	4,541	49,220	7,369	603	5,871	54,239	7,858	584
52	1950...	16,175	3,497	58,363	10,821	1,125	6,815	79,692	9,898	643
53	Cropland harvested.....acres 1954...	17,456	6,865	56,492	11,408	635	7,601	42,672	18,014	1,267
54	1949...	21,420	5,028	58,459	16,693	1,082	6,627	45,379	18,486	883
55	Corn harvested for grain.....multiple units reporting 1954...	228	177	621	120	19	419	543	164	44
56	1949...	252	156	658	236	26	277	520	203	34
57	subunits reporting 1954...	570	296	1,922	193	26	671	1,487	331	71
58	1949...	708	233	2,059	465	43	491	1,634	422	53
59	acres 1954...	10,683	1,908	34,874	1,067	275	2,001	17,528	2,658	221
60	1949...	12,419	1,631	32,346	3,147	444	2,096	18,382	3,606	236
61	bushels 1954...	228,756	39,405	754,237	15,064	7,757	86,202	728,961	42,417	7,433
62	1949...	327,453	49,761	886,577	87,227	11,043	75,672	700,551	77,121	8,990
63	Cotton harvested.....multiple units reporting 1954...	36	65	271	167	279	182	...
64	1949...	38	81	375	244	292	206	...
65	subunits reporting 1954...	49	78	532	331	581	372	...
66	1949...	67	107	895	545	701	434	...
67	acres 1954...	126	315	1,941	3,510	2,302	4,610	...
68	1949...	283	598	4,205	6,912	3,139	5,361	...
69	bales 1954...	101	280	1,625	2,021	2,199	3,246	...
70	1949...	197	342	2,128	5,702	2,110	4,146	...
71	Tobacco harvested.....multiple units reporting 1954...	230	181	620	452	551	...	43
72	1949...	251	131	662	1	3	282	517	...	19
73	subunits reporting 1954...	574	288	1,904	783	1,486	...	64
74	1949...	662	187	2,042	1	3	478	1,551	...	25
75	acres 1954...	3,235	1,446	11,819	883	7,464	...	51
76	1949...	3,524	896	11,176	2	4	684	6,856	...	24
77	pounds 1954...	4,332,251	1,699,684	16,364,856	1,676,673	11,908,239	...	74,870
78	1949...	3,682,373	882,420	13,207,142	2,000	3,430	1,065,706	8,750,959	...	25,824
79	Peanuts harvested for picking or threshing.....multiple units reporting 1954...	21	...	4	546	2	...
80	1949...	2	...	10	518
81	subunits reporting 1954...	2	...	8	1,419	2	...
82	1949...	28	...	15	1,560
83	acres 1954...	3	...	32	9,167	3	...
84	1949...	68	...	42	12,692
85	pounds 1954...	2,500	...	32,160	14,276,622	1,264	...
86	1949...	40,750	...	40,525	...	900	...	12,245,397
87	Horses and/or mules.....multiple units reporting 1954...	194	163	564	77	15	399	537	163	34
88	1950...	216	132	591	165	15	267	507	191	30
89	number 1954...	570	333	2,192	145	32	811	2,415	667	65
90	1950...	920	318	2,549	418	27	599	2,777	699	64
91	Farms not in multiple units.....number 1954...	832	1,074	1,325	1,850	1,274	2,373	1,077	2,832	1,657
92	1950...	793	1,349	1,372	1,796	1,493	2,777	1,001	2,635	1,841
93	Land in farms not in multiple units.....acres 1954...	72,187	81,420	84,277	128,575	88,003	147,025	76,723	151,420	75,897
94	1950...	54,653	89,725	83,725	121,184	100,756	173,057	80,612	173,712	82,118

MULTIPLE-UNIT OPERATIONS

County Table 1.—MULTIPLE-UNIT OPERATIONS.

Item (For definitions and explanations, see text)		Randolph	Richmond	Robeson	Rockingham	Rowan	Rutherford	Sampson	Scotland	Stanly
1	All farms.....number 1954...	3,578	1,572	8,037	4,186	2,911	3,021	6,822	1,241	2,244
2	1950.....	3,618	1,657	8,524	4,402	3,115	3,540	7,217	1,686	2,595
3	Land in farms.....acres 1954...	321,853	143,072	415,986	286,259	219,005	208,798	434,920	124,712	174,234
4	1950.....	329,243	156,495	451,001	312,647	234,338	224,493	443,349	139,033	192,019
5	Cropland harvested.....acres 1954...	65,658	39,325	212,762	67,187	77,018	47,719	170,128	55,265	65,414
6	1949.....	64,340	16,047	220,617	66,170	80,094	66,051	164,994	64,091	65,800
7	Corn harvested for grain.....farms reporting 1954...	2,516	1,161	7,203	3,054	1,742	1,684	5,708	977	1,495
8	1949.....	2,728	1,374	7,792	3,370	2,121	2,862	6,237	1,377	2,041
9	acres 1954...	18,698	9,985	53,703	16,560	10,601	11,857	76,838	11,980	9,829
10	1949.....	18,674	12,956	66,843	19,267	15,142	20,774	67,621	14,446	19,307
11	bushels 1954...	460,201	118,844	1,297,113	385,318	239,111	152,563	1,096,799	114,058	193,336
12	1949.....	590,127	262,128	2,123,684	477,408	435,641	481,614	1,618,631	426,714	554,873
13	Cotton harvested.....farms reporting 1954...	16	770	6,229	1	863	1,342	4,036	1,027	424
14	1949.....	41	916	7,032	...	1,285	2,274	4,700	1,451	873
15	acres 1954...	37	8,575	52,920	1	6,284	10,297	29,711	21,456	2,466
16	1949.....	126	10,714	70,509	...	9,780	23,949	41,906	31,093	4,651
17	bales 1954...	23	4,795	41,602	1	3,939	5,488	20,439	14,497	1,894
18	1949.....	82	5,820	27,373	...	8,430	9,732	14,531	14,305	4,306
19	Tobacco harvested.....farms reporting 1954...	1,117	785	7,042	3,489	24	50	5,409	523	1
20	1949.....	1,078	714	7,380	3,547	19	27	5,644	438	...
21	acres 1954...	3,737	2,659	30,137	17,445	52	35	21,928	1,717	...
22	1949.....	3,314	2,359	27,237	16,155	60	18	19,246	1,302	...
23	pounds 1954...	3,695,947	2,479,018	37,779,356	17,684,743	49,861	38,422	26,409,937	1,685,479	1,869
24	1949.....	3,295,528	2,276,879	33,039,587	15,766,448	34,600	19,704	18,787,483	1,425,369	...
25	Peanuts harvested for picking or threshing.....farms reporting 1954...	4	43	341	...	84	75	397	5	47
26	1949.....	5	25	254	...	75	117	166	5	11
27	acres 1954...	5	303	639	...	47	51	866	54	11
28	1949.....	5	117	713	...	25	53	633	31	6
29	pounds 1954...	2,900	157,175	772,954	...	21,551	16,802	659,709	28,796	5,294
30	1949.....	3,486	102,678	523,037	...	29,533	39,741	480,963	35,994	2,657
31	Horses and/or mules.....farms reporting 1954...	1,675	981	5,934	2,446	1,150	1,344	3,632	710	1,043
32	1950.....	2,388	1,108	6,852	2,889	1,617	2,318	5,108	1,213	1,648
33	number 1954...	2,396	1,369	9,769	4,162	1,681	1,870	5,280	1,463	1,435
34	1950.....	3,966	1,927	12,436	5,504	3,149	3,719	8,703	2,655	2,706
35	Multiple-unit operations.....number 1954...	178	119	438	630	130	168	721	128	44
36	1950.....	68	79	576	666	131	194	674	194	56
37	Subunits in multiple-unit operations.....number 1954...	393	376	1,345	1,633	302	373	1,773	419	104
38	1950.....	154	271	1,639	1,727	326	454	1,670	756	114
39	Home farms.....number 1954...	176	113	418	598	125	165	706	118	43
40	1950.....	65	74	497	614	130	186	640	166	55
41	Cropper farms.....number 1954...	217	263	927	1,054	177	208	1,067	301	61
42	1950.....	89	197	1,198	1,113	196	268	1,030	590	59
43	Land owned by landlord.....acres 1954...	26,906	45,866	80,507	102,958	20,693	28,694	125,694	51,665	7,265
44	1950.....	11,799	38,174	124,161	120,958	24,142	28,913	128,290	73,285	9,602
45	Land rented from others by landlord.....acres 1954...	2,114	10,086	13,524	18,194	4,624	1,613	9,593	18,117	1,135
46	1950.....	349	12,611	17,148	23,743	7,573	2,765	11,546	12,055	862
47	Land in multiple-unit operations.....acres 1954...	28,215	53,871	78,921	111,656	24,180	28,521	118,852	60,923	7,925
48	1950.....	11,726	45,553	109,165	125,860	29,819	28,180	119,369	72,482	9,768
49	Home farms.....acres 1954...	23,298	47,631	58,886	82,769	20,619	32,362	94,039	51,116	6,644
50	1950.....	9,951	40,853	77,102	84,515	24,351	20,312	94,806	54,623	7,356
51	Cropper farms.....acres 1954...	4,917	6,220	20,035	28,887	3,361	5,159	24,813	9,807	1,281
52	1950.....	1,775	4,700	32,063	41,345	5,490	7,868	24,556	17,859	2,412
53	Cropland harvested.....acres 1954...	6,357	12,265	33,556	28,673	10,422	6,896	38,976	24,689	2,814
54	1949.....	2,794	10,717	42,358	27,458	13,152	9,633	37,321	29,977	3,119
55	Corn harvested for grain.....multiple units reporting 1954...	166	115	432	594	108	134	696	122	35
56	1949.....	65	76	571	631	109	188	649	184	49
57	subunits reporting 1954...	240	267	1,096	1,131	155	197	1,341	312	59
58	1949.....	111	216	1,453	1,293	145	355	1,321	578	73
59	acres 1954...	1,908	2,988	11,828	6,182	1,253	1,569	17,513	4,840	469
60	1949.....	934	2,770	15,505	7,493	2,012	2,968	14,610	5,753	834
61	bushels 1954...	49,077	40,262	193,735	141,876	28,865	21,379	263,390	43,291	10,585
62	1949.....	32,547	48,067	384,178	191,528	50,055	66,716	357,294	162,247	23,565
63	Cotton harvested.....multiple units reporting 1954...	5	83	402	1	115	135	529	128	19
64	1949.....	4	66	546	...	110	162	550	192	35
65	subunits reporting 1954...	5	202	874	1	193	206	875	347	31
66	1949.....	5	191	1,274	...	197	308	1,003	653	50
67	acres 1954...	12	3,134	7,411	1	1,723	1,860	6,250	8,404	330
68	1949.....	9	3,118	11,994	...	2,190	3,938	9,290	13,979	407
69	bales 1954...	6	2,032	6,037	1	1,113	948	5,227	5,856	260
70	1949.....	9	2,065	4,823	...	1,718	1,543	3,284	6,568	364
71	Tobacco harvested.....multiple units reporting 1954...	140	88	432	626	5	4	678	87	...
72	1949.....	54	37	560	859	4	11	637	94	...
73	subunits reporting 1954...	216	144	1,049	1,374	5	5	1,247	133	...
74	1949.....	82	60	1,374	1,443	5	11	1,128	151	...
75	acres 1954...	800	582	4,010	6,703	11	4	4,611	487	...
76	1949.....	305	223	4,585	6,640	11	11	3,639	441	...
77	pounds 1954...	806,460	531,324	5,182,995	6,928,099	10,100	5,056	5,707,493	480,863	...
78	1949.....	285,800	208,302	3,943,785	6,583,043	7,300	9,860	3,652,913	453,435	...
79	Peanuts harvested for picking or threshing.....multiple units reporting 1954...	...	7	23	7	37	2	...
80	1949.....	30	...	2	...	14
81	subunits reporting 1954...	...	8	39	12	51	2	...
82	1949.....	53	...	6	...	21
83	acres 1954...	...	59	84	14	129	6	...
84	1949.....	152	...	2	...	125
85	pounds 1954...	...	21,300	95,305	5,059	133,720	15,200	...
86	1949.....	106,446	...	1,440	...	101,113
87	Horses and/or mules.....multiple units reporting 1954...	137	95	403	578	81	121	568	94	29
88	1950.....	51	66	503	636	99	177	535	143	40
89	number 1954...	254	349	1,318	1,518	176	232	1,045	379	43
90	1950.....	141	281	1,754	1,909	296	424	1,313	832	85
91	Farms not in multiple units.....number 1954...	3,185	1,196	6,892	2,555	2,609	2,648	5,049	822	2,140
92	1950.....	3,464	1,366	6,829	2,675	2,789	3,086	5,547	930	2,481
93	Land in farms not in multiple units.....acres 1954...	293,658	89,201	337,045	174,803	194,825	180,267	316,068	63,789	166,309
94	1950.....	317,517	110,942	341,836	186,787	204,497	196,313	323,987	66,551	182,251

Z Reported in small fractions.

CENSUSES OF 1954 AND 1950-Continued

Stokes	Surry	Tyrrell	Union	Vance	Wake	Warren	Washington	Watauga	Wayne	Wilkes	Wilson	Yadkin	Yancey	
3,809	4,297	499	4,415	2,106	5,770	2,866	773	2,427	4,588	4,088	3,919	3,148	2,153	1
3,629	4,306	542	4,960	2,404	8,219	3,162	866	2,639	4,915	5,075	4,303	3,344	2,740	2
250,409	263,726	40,709	338,377	125,940	355,926	227,296	71,766	142,289	272,209	268,047	193,762	176,270	119,570	3
234,493	263,656	40,378	344,888	146,109	396,619	238,270	72,368	163,426	290,887	318,817	206,605	190,606	122,973	4
49,822	58,130	16,064	118,463	35,654	99,981	49,897	30,990	19,197	133,069	39,492	96,415	53,104	15,213	5
49,582	56,743	16,641	125,199	39,563	113,685	60,515	27,519	24,878	137,386	46,375	99,567	49,455	20,036	6
3,033	3,390	362	2,853	1,628	4,088	2,110	634	1,497	3,990	2,493	3,538	2,030	1,514	7
3,030	3,533	401	4,088	2,009	4,986	2,658	731	1,834	4,431	3,814	3,892	2,392	2,110	8
15,053	17,800	6,230	18,129	9,330	31,039	11,669	10,738	3,516	75,811	11,320	44,973	10,884	4,513	9
16,975	20,711	6,358	35,699	11,990	34,840	15,483	10,602	5,662	68,418	19,359	41,441	13,488	7,264	10
411,017	531,831	307,774	244,174	139,514	643,889	140,507	455,202	160,997	1,408,957	238,708	907,689	250,239	160,990	11
465,112	721,911	171,347	904,616	368,222	1,202,982	367,602	308,117	212,462	1,953,926	620,275	1,447,590	412,562	243,947	12
...	...	89	2,551	1,053	1,433	2,022	181	...	2,524	33	2,379	30	...	13
1	...	115	3,630	1,247	2,703	2,495	273	...	3,316	26	3,336	31	...	14
...	...	267	19,599	3,107	5,486	8,909	783	...	14,174	87	10,965	58	...	15
3	...	450	33,203	4,432	14,003	15,331	1,194	...	23,240	77	17,763	64	...	16
...	...	249	13,885	2,233	3,648	5,110	592	...	11,030	52	8,588	50	...	17
2	...	198	25,135	3,521	9,213	10,147	445	...	10,248	43	10,687	42	...	18
3,386	3,348	1	1	1,854	4,248	2,087	258	1,265	3,911	718	3,588	2,479	1,490	19
3,146	3,351	2,063	4,544	2,099	252	1,071	4,161	697	3,935	2,462	1,459	20
15,280	14,607	3	5	10,743	25,442	8,585	1,354	860	20,673	1,833	24,073	10,216	1,210	21
13,692	13,670	10,395	23,991	7,365	1,148	703	18,815	1,658	22,001	9,342	1,174	22
17,822,981	17,942,295	4,500	5,470	10,097,175	24,652,067	7,552,306	1,707,565	1,583,795	27,903,958	1,910,811	32,184,487	9,850,498	2,255,091	23
13,677,128	14,660,183	10,513,995	25,223,745	6,905,567	739,359	1,050,413	22,497,821	1,488,451	28,659,386	8,884,734	1,706,343	24
...	...	57	1	1	18	75	459	...	31	...	42	23	...	25
...	...	79	61	3	23	89	530	...	33	...	48	1	...	26
...	...	232	1	1	21	243	3,242	...	36	...	173	5	...	27
...	...	302	5	(2)	13	331	4,488	...	134	...	223	1	...	28
...	...	399,472	310	100	10,630	112,725	4,940,755	...	33,010	...	115,077	1,611	...	29
...	...	272,843	8,908	312	6,534	207,143	4,052,867	...	75,875	...	152,314	150	...	30
2,388	2,423	243	1,985	1,450	3,465	1,913	410	1,142	2,046	1,730	2,531	1,683	1,111	31
2,562	2,801	353	3,132	1,689	4,383	2,236	592	1,469	3,213	2,677	3,317	2,031	1,410	32
3,664	3,727	312	3,019	2,894	6,275	3,595	616	1,631	3,561	2,152	5,074	2,268	1,607	33
4,684	4,966	596	5,541	3,720	8,617	4,700	1,212	2,416	6,595	3,655	7,196	3,256	2,198	34
598	788	20	306	358	716	351	78	167	618	137	654	424	129	35
537	525	37	326	372	747	348	109	63	602	95	767	359	83	36
1,461	1,968	45	710	1,068	1,845	1,087	193	354	1,790	305	2,342	1,013	284	37
1,306	1,267	91	790	1,088	1,996	1,094	292	138	1,791	203	2,822	829	183	38
574	756	20	302	341	697	338	75	167	549	136	479	415	127	39
506	501	37	315	341	678	332	107	63	515	93	497	355	83	40
887	1,212	25	408	727	1,148	749	118	187	1,241	169	1,863	598	157	41
800	766	54	475	747	1,318	762	185	75	1,276	110	2,325	474	100	42
87,767	101,829	2,727	58,439	47,993	105,057	85,194	15,089	18,940	109,749	31,100	106,902	56,124	25,475	43
74,509	75,392	6,752	55,064	60,799	134,021	99,654	22,034	11,145	114,678	19,254	138,590	50,484	16,155	44
7,622	4,173	1,259	9,878	21,036	17,228	18,969	1,386	2,456	13,288	268	17,003	3,957	456	45
4,385	2,678	2,282	5,281	14,898	16,895	13,171	1,337	147	12,598	269	17,801	3,461	75	46
89,100	102,661	3,968	59,413	61,368	113,944	96,461	16,347	21,100	107,247	31,093	116,577	56,371	25,512	47
73,524	75,103	8,656	54,281	64,028	129,906	98,564	12,347	11,188	104,058	18,942	142,039	50,552	14,899	48
72,831	82,497	2,624	48,734	62,605	89,237	75,964	20,350	18,836	72,676	28,724	48,637	46,518	24,467	49
54,906	59,160	6,689	41,537	39,607	92,567	77,315	14,448	10,295	65,113	17,169	46,651	41,229	13,429	50
16,269	20,164	1,344	10,679	18,763	24,702	20,497	4,097	1,264	34,571	2,369	68,120	9,853	1,045	51
18,418	15,943	1,967	12,744	24,421	37,944	21,249	5,899	893	38,945	1,773	95,388	9,323	1,470	52
17,449	24,035	2,295	17,784	30,343	30,943	21,618	7,514	3,092	46,358	4,585	55,391	17,574	2,009	53
16,050	16,490	3,700	22,068	16,777	35,958	23,506	8,100	1,853	44,962	3,373	66,926	12,991	1,417	54
...
572	760	19	272	339	666	333	76	137	608	131	654	372	109	55
513	510	34	316	361	734	340	109	58	590	89	755	308	71	56
1,050	1,402	51	450	805	1,303	777	143	196	1,485	201	2,062	602	160	57
950	983	62	623	838	1,608	828	229	88	1,469	150	2,468	533	110	58
4,910	7,174	880	3,007	4,588	9,372	4,939	2,315	562	25,108	1,282	25,505	3,230	541	59
5,045	6,817	1,460	5,727	4,844	10,823	5,439	2,901	409	20,471	1,273	26,327	3,032	478	60
135,979	221,119	39,250	46,556	69,399	191,963	69,387	89,753	27,010	487,610	31,730	520,132	78,464	20,027	61
147,573	221,289	32,505	152,720	155,097	378,593	153,825	90,262	15,791	576,628	42,718	931,091	95,711	15,409	62
...	...	8	287	248	446	306	54	...	491	...	547	4	...	63
...	...	13	307	259	446	323	61	...	528	...	547	3	...	64
...	...	8	453	503	452	665	47	...	998	...	1,377	4	...	65
...	...	19	575	514	811	777	1,124	...	2,134	10	...	66
...	...	25	3,999	1,540	3,214	241	5,561	...	6,447	9	...	67
...	...	92	6,420	1,836	4,604	431	8,385	...	12,071	28	...	68
...	...	20	3,039	1,127	1,909	224	4,463	...	5,109	6	...	69
...	...	45	4,900	1,468	3,162	1,74	3,801	...	7,328	20	...	70
593	767	356	696	331	52	118	609	83	652	416	121	71
524	507	1	...	369	722	321	64	25	581	49	763	354	70	72
1,228	1,510	924	1,392	796	87	153	1,470	126	2,052	778	166	73
1,008	1,004	3	...	904	1,518	772	101	33	1,411	68	2,502	587	99	74
5,154	6,319	5,132	7,702	3,600	484	116	7,258	381	13,574	3,098	150	75
4,274	4,153	11	...	4,413	7,707	3,040	496	36	6,126	191	14,256	2,115	83	76
5,917,111	7,807,386	4,976,547	7,687,119	3,331,750	632,875	221,474	10,064,123	382,330	18,206,600	3,084,821	274,766	77
4,311,856	4,268,332	8,790	...	4,430,555	8,202,717	2,919,874	384,804	36,287	7,580,481	176,717	18,119,270	2,078,516	129,762	78
...	...	9	...	1	1	13	69	...	4	...	9	79
...	...	11	5	102	...	9	...	17	80
...	...	12	21	116	...	5	...	24	81
...	...	19	9	196	...	15	...	31	82
...	...	30	1	1,099	95	83
...	...	113	3	81	125	84
...	...	50,374	...	100	2,000	49,400	1,627,946	...	9,700	...	61,630	85
...	...	131,706	...	1,300	31,770	1,804,310	1,804,310	...	36,799	...	88,340	86
551	721	12	231	343	670	331	66	133	470	97	577	374	98	87
498	488	26	278	319	687	328	98	52	513	72	744	293	64	88
1,170														

MULTIPLE-UNIT OPERATIONS

Economic Area Table 1.—MULTIPLE-UNIT OPERATIONS,

Item (For definitions and explanations, see text)	Total, selected areas								
	Total	Size of unit							
		Under 30 acres	30 to 49 acres	50 to 69 acres	70 to 99 acres	100 to 139 acres	140 to 179 acres	180 to 219 acres	220 to 259 acres
1 Multiple-unit operations.....number 1954...	26,403	973	2,170	2,915	4,073	4,504	3,043	2,158	1,451
2 1950...	25,252	663	1,788	2,633	3,977	4,420	3,157	2,037	1,443
3 Subunits in multiple-unit									
4 operations.....total number 1954...	75,003	2,008	4,587	6,308	9,290	11,046	8,118	5,176	4,544
5 1950...	74,688	1,354	3,763	5,672	9,008	10,751	8,424	5,968	4,976
6 Home farms.....number 1954...	24,592	874	1,959	2,691	3,768	4,228	2,844	2,031	1,365
7 1950...	22,395	560	1,513	2,255	3,520	3,975	2,837	1,626	1,308
8 Cropper farms.....number 1954...	50,411	1,134	2,628	3,617	5,522	6,818	5,274	4,145	3,179
9 1950...	52,293	794	2,250	3,417	5,488	6,776	5,587	4,142	3,267
10 Land in multiple-unit operations...total acres 1954...	5,188,844	18,960	66,693	172,229	340,356	527,184	479,688	426,264	346,411
11 1950...	5,266,162	14,101	71,951	155,911	332,974	516,943	496,871	402,714	344,167
12 Home farms.....acres 1954...	3,859,955	10,983	52,768	111,358	232,875	376,754	344,035	311,709	251,853
13 1950...	3,579,665	6,896	38,745	88,907	208,654	336,733	330,507	270,181	234,790
14 Cropper farms.....acres 1954...	1,328,889	7,977	33,925	60,871	107,481	150,430	135,653	114,555	94,558
15 1950...	1,686,497	7,203	33,206	67,004	124,320	180,210	166,364	132,533	109,377
16 Cropland harvested.....total acres 1954...	1,652,627	10,499	45,245	81,555	146,322	205,408	172,944	142,851	114,254
17 1949...	1,725,780	8,914	42,844	83,340	153,110	210,977	181,486	139,469	113,761
18 Corn harvested for									
19 grain.....multiple units reporting 1954...	24,840	749	1,955	2,717	3,844	4,294	2,908	2,053	1,393
20 1949...	24,438	555	1,653	2,531	3,866	4,305	3,081	1,994	1,414
21 subunits reporting 1954...	55,550	958	2,827	4,297	6,616	8,263	6,205	4,680	3,531
22 1949...	60,276	765	2,637	4,413	7,187	8,660	6,866	4,858	3,771
23 acres 1954...	596,741	4,086	18,307	32,396	57,358	78,745	64,252	51,501	41,194
24 1949...	613,595	3,560	17,190	32,308	57,712	79,072	66,277	48,885	39,790
25 bushels 1954...	13,798,592	83,341	394,703	719,085	1,269,937	1,774,285	1,451,742	1,160,883	951,047
26 1949...	18,251,069	104,746	508,580	981,771	1,746,862	2,374,795	1,997,583	1,485,054	1,170,621
27 Cotton harvested.....multiple units reporting 1954...	12,568	240	821	1,252	1,847	2,079	1,470	1,059	804
28 1949...	14,750	241	920	1,476	2,248	2,454	1,801	1,209	881
29 subunits reporting 1954...	26,048	273	1,105	1,718	2,745	3,430	2,662	2,059	1,778
30 1949...	35,219	300	1,332	2,359	3,905	4,494	3,636	2,737	2,199
31 acres 1954...	182,271	1,057	4,972	8,657	14,758	20,906	17,198	14,665	11,975
32 1949...	294,262	1,219	7,172	15,293	25,540	34,527	28,613	23,308	19,204
33 bales 1954...	131,262	735	3,549	6,289	10,698	14,726	12,321	10,513	8,548
34 1949...	175,752	753	4,466	9,197	15,691	20,689	17,219	14,064	11,202
35 Tobacco harvested.....multiple units reporting 1954...	22,396	734	1,839	2,522	3,533	3,866	2,609	1,830	1,213
36 1949...	20,424	490	1,445	2,133	3,243	3,620	2,591	1,630	1,149
37 subunits reporting 1954...	51,817	981	2,794	4,122	6,408	7,777	5,810	4,437	3,260
38 1949...	49,701	669	2,294	3,639	5,922	7,204	5,753	3,955	3,060
39 acres 1954...	250,950	2,631	9,997	16,919	28,180	36,347	28,831	22,507	17,104
40 1949...	224,033	1,962	7,943	14,293	23,960	30,963	25,851	18,491	14,230
41 pounds 1954...	307,628,769	2,897,802	11,746,084	20,592,257	34,261,366	44,311,308	35,142,356	27,040,933	21,220,213
42 1949...	256,343,325	2,122,994	9,222,856	16,728,862	27,932,876	35,313,041	29,482,755	20,831,353	16,327,963
43 Peanuts harvested for picking									
44 or threshing.....multiple units reporting 1954...	3,922	51	191	280	446	579	488	317	281
45 1949...	4,166	32	162	304	500	608	521	355	289
46 subunits reporting 1954...	10,237	54	244	406	736	1,042	967	692	674
47 1949...	12,078	43	240	472	879	1,154	1,081	819	751
48 acres 1954...	77,052	127	885	1,828	3,968	6,139	6,599	4,862	4,920
49 1949...	106,611	149	1,143	2,673	5,823	8,286	8,422	6,516	6,528
50 pounds 1954...	103,284,157	187,000	1,161,669	2,448,762	5,221,955	8,283,151	9,088,956	6,714,736	6,567,068
51 1949...	107,129,341	127,492	1,115,797	2,730,506	5,845,714	8,404,105	8,354,014	6,469,668	6,928,855
52 Horses and/or mules....multiple units reporting 1954...	22,658	560	1,638	2,379	3,500	3,974	2,744	1,911	1,300
53 1950...	22,461	453	1,443	2,271	3,546	3,963	2,879	1,859	1,321
54 number 1954...	71,256	766	2,770	4,379	7,397	9,623	7,568	5,901	4,645
55 1950...	86,682	757	2,937	5,287	9,142	11,686	9,657	6,997	5,474
56 Landlord-tenant operations containing multiple units:									
57 All subunits including home farm.....number 1954...	87,009	2,249	5,081	6,988	10,261	12,317	9,133	7,082	5,274
58 1950...	86,817	1,568	4,371	6,379	10,191	12,292	9,831	6,988	5,428
59 Land in all subunits including									
60 home farm.....acres 1954...	5,610,862	28,625	103,787	191,173	365,291	564,342	511,894	452,139	374,372
61 1950...	5,900,748	24,346	98,137	182,569	371,653	575,542	565,361	449,186	383,007
62 Owned by operator of multiple									
63 unit.....acres 1954...	4,804,829	25,810	95,586	173,141	328,315	493,670	445,153	381,426	320,316
64 1950...	5,164,011	22,234	91,894	166,065	336,444	514,288	502,069	389,824	328,883
65 Rented by operator of multiple									
66 unit.....acres 1954...	806,033	2,815	8,201	18,032	36,976	70,672	66,741	70,713	54,056
67 1950...	736,737	2,112	6,443	16,504	35,209	61,254	63,292	59,362	54,124
68 Subunits not included in									
69 multiple units.....operators reporting 1954...	6,352	184	374	487	734	883	674	543	412
70 1950...	6,916	164	364	481	789	922	823	609	465
71 number 1954...	12,006	241	494	680	971	1,271	1,015	906	730
72 1950...	14,129	214	608	707	1,183	1,541	1,407	1,020	853
73 Share tenants.....number 1954...	9,635	162	386	527	770	1,012	824	733	601
74 1950...	8,677	100	354	396	689	832	841	646	540
75 Other tenants, not croppers nor share									
76 tenants.....number 1954...	2,371	79	108	153	201	259	191	173	129
77 1950...	5,452	114	254	311	494	709	566	374	313
78 Land in subunits not included in multiple									
79 units.....acres 1954...	422,018	9,665	17,094	18,944	24,935	37,159	32,206	25,875	27,961
80 1950...	634,586	10,245	26,186	26,658	38,679	58,599	68,490	46,472	38,840

BY SIZE OF UNIT: CENSUSES OF 1954 AND 1950

Total, selected areas—Continued			Area 1												
Size of unit—Continued			Total	Size of unit											
260 to 499 acres	500 to 999 acres	1,000 acres and over		Under 30 acres	30 to 49 acres	50 to 69 acres	70 to 99 acres	100 to 139 acres	140 to 179 acres	180 to 219 acres	220 to 259 acres	260 to 499 acres	500 to 999 acres	1,000 acres and over	
3,465	1,184	467	1,306	147	177	162	189	198	109	93	47	124	31	9	
3,351	1,286	497	716	33	68	70	129	124	83	63	36	86	19	5	
12,590	6,343	3,993	3,010	310	374	403	425	448	241	229	116	342	98	24	
12,804	7,350	5,019	1,599	66	140	147	267	271	191	147	92	206	52	20	
3,242	1,131	459	1,296	141	177	181	186	197	109	93	46	124	31	9	
3,000	1,145	456	707	31	68	70	128	124	81	62	36	84	18	5	
9,348	5,212	3,534	1,714	169	197	222	237	251	132	136	70	218	67	15	
9,804	6,205	4,563	892	35	72	77	139	147	110	85	56	122	34	15	
1,155,675	803,167	832,217	186,325	2,689	6,951	10,742	15,819	22,916	17,245	18,502	11,291	40,966	20,509	18,695	9
1,165,335	863,994	901,201	117,651	684	2,689	4,170	10,701	14,542	13,039	12,475	8,554	30,348	12,630	7,819	10
652,860	617,149	697,611	173,719	2,244	6,264	9,593	14,319	20,981	16,102	17,453	10,503	38,516	19,634	18,110	11
782,886	595,139	686,227	104,369	518	2,217	3,556	9,062	12,677	11,388	11,074	7,190	27,489	11,757	7,441	12
302,815	186,018	134,606	12,606	445	687	1,149	1,500	1,935	1,143	1,049	788	2,450	875	585	13
382,449	268,855	214,974	13,282	166	472	614	1,639	1,865	1,651	1,401	1,364	2,859	873	378	14
356,824	210,718	166,007	24,986	862	1,517	2,175	3,003	3,851	2,619	2,580	1,291	5,120	1,503	465	15
358,695	237,646	195,538	17,092	241	753	965	2,275	2,608	2,081	2,120	1,337	3,273	1,111	328	16
3,323	1,147	457	1,138	104	149	155	168	183	104	87	43	109	28	8	
3,281	1,267	491	658	24	55	65	122	115	78	61	34	80	19	5	
9,832	5,060	3,281	1,744	136	191	218	247	287	171	144	69	214	54	13	
10,603	6,250	4,266	1,077	34	80	90	187	184	131	102	68	148	42	11	
123,381	69,923	55,598	5,203	281	444	548	672	884	537	472	241	835	222	67	21
121,905	79,698	67,203	4,628	98	243	300	691	733	632	491	395	770	225	50	22
2,910,190	1,680,813	1,402,563	211,566	10,386	16,276	20,762	27,499	34,600	22,695	19,818	10,362	35,951	9,707	3,510	23
3,677,784	2,397,247	1,806,026	173,203	3,290	8,235	11,784	26,534	27,672	24,570	19,725	14,055	26,314	9,378	1,646	24
1,902	752	342	25
2,183	940	397	26
5,075	2,993	2,210	27
6,683	4,299	3,275	28
39,250	26,433	22,200	29
61,421	41,952	36,013	30
28,034	19,251	16,598	31
36,481	24,917	21,073	32
2,873	999	378	1,113	107	152	153	166	173	96	79	42	112	28	5	
2,686	1,035	402	527	16	47	46	102	98	66	49	22	65	11	5	
8,872	4,520	2,836	1,645	129	182	198	239	269	144	133	73	208	58	12	
8,746	5,076	3,383	791	19	66	64	134	139	105	78	46	104	23	13	
47,446	25,010	15,978	1,536	100	163	162	213	252	149	133	77	207	66	14	
43,109	25,239	17,972	957	17	76	67	145	173	138	90	69	133	35	14	
59,219,105	31,300,239	19,897,091	2,754,961	161,399	272,708	283,503	383,132	465,382	256,874	250,407	142,436	379,708	129,632	24,800	39
49,645,466	28,528,406	20,206,553	1,419,449	22,515	87,947	98,313	231,285	259,736	196,155	130,672	113,836	203,188	55,370	20,432	40
737	375	177	41
776	418	201	42
2,177	1,676	1,569	43
2,521	2,161	1,957	44
17,226	15,176	15,322	45
22,893	22,171	22,007	46
23,510,611	20,651,573	19,448,666	47
22,742,428	23,410,545	21,000,217	48
3,130	1,090	432	1,038	69	124	139	132	175	104	85	41	114	28	7	
3,074	1,196	456	617	20	51	58	113	113	75	55	32	78	17	5	
13,780	8,010	6,197	2,021	106	169	216	266	348	239	175	99	285	97	21	
16,464	10,531	7,950	1,341	27	76	104	230	220	182	140	87	204	57	14	
15,014	8,023	5,587	3,277	321	392	416	468	491	268	256	130	391	117	27	
15,723	9,336	6,710	1,843	77	148	156	288	320	216	185	106	252	64	31	
1,253,279	865,415	900,545	188,954	2,950	7,031	10,823	16,413	23,186	17,388	18,713	11,362	41,460	20,783	18,845	55
1,295,088	962,828	993,031	122,703	812	2,852	4,302	11,069	15,229	13,651	13,141	8,907	31,199	12,862	8,679	56
1,053,964	721,337	766,111	180,096	2,866	6,883	10,566	15,955	22,466	17,172	18,087	10,944	38,892	18,775	17,490	57
1,125,947	823,380	863,183	120,265	789	2,791	4,182	10,911	15,165	13,374	12,853	8,831	29,828	12,862	8,679	58
199,315	144,078	134,434	8,858	84	148	257	458	720	216	626	418	2,568	2,008	1,355	59
169,141	139,448	129,848	2,438	23	61	120	158	64	277	288	76	1,371	60
1,194	581	286	208	10	17	11	36	36	20	21	11	31	12	3	
1,312	617	310	166	9	8	7	17	17	17	17	11	32	5	2	
2,424	1,680	1,594	267	11	18	13	43	43	27	27	14	49	19	3	
2,919	1,986	1,691	244	11	8	9	21	21	25	25	14	46	12	11	
1,965	1,391	1,264	186	6	14	9	27	27	18	23	9	40	11	2	
1,927	1,319	1,033	89	1	2	...	5	13	8	18	5	24	5	8	
459	289	330	81	5	4	4	16	16	9	4	5	9	8	1	
992	667	658	155	10	6	9	16	16	17	20	9	22	7	3	
97,604	62,248	68,328	2,629	261	80	81	594	270	143	211	71	494	274	150	69
129,753	98,634	91,830	5,052	128	163	132	368	687	612	666	353	851	232	860	70

MULTIPLE-UNIT OPERATIONS

Economic Area Table 1.—MULTIPLE-UNIT OPERATIONS,

Item (For definitions and explanations, see text)	Area 2								
	Total	Size of unit							
		Under 30 acres	30 to 49 acres	50 to 69 acres	70 to 99 acres	100 to 139 acres	140 to 179 acres	180 to 219 acres	220 to 259 acres
Multiple-unit operations.....number 1954...	240	18	37	32	33	38	22	16	8
1950...	217	14	15	25	32	41	23	12	14
Subunits in multiple-unit operations.....total number 1954...	525	38	74	66	74	82	49	33	22
1950...	469	28	30	50	64	84	50	27	30
Home farms.....number 1954...	237	17	37	32	33	38	21	16	8
1950...	212	12	15	25	31	41	23	11	14
Cropper farms.....number 1954...	288	21	37	34	41	44	28	17	14
1950...	257	16	15	25	33	43	27	16	16
Land in multiple-unit operations....total acres 1954...	46,615	318	1,472	1,868	2,752	4,368	3,552	3,105	1,921
1950...	40,445	282	574	1,442	2,684	4,722	3,668	2,365	3,351
Home farms.....acres 1954...	42,342	243	1,243	1,706	2,190	3,718	2,959	2,749	1,709
1950...	34,568	188	428	1,190	2,113	3,935	3,073	1,691	3,101
Cropper farms.....acres 1954...	4,273	75	229	162	562	650	593	356	212
1950...	5,877	94	146	252	571	787	595	674	250
Cropland harvested.....total acres 1954...	7,487	109	443	537	664	1,188	692	534	457
1949...	7,819	118	170	461	772	1,208	1,008	678	618
Corn harvested for grain.....multiple units reporting 1954...	220	16	30	29	31	37	20	15	7
1949...	200	13	11	22	30	37	22	11	14
subunits reporting 1954...	328	24	37	40	41	60	30	22	12
1949...	329	15	17	31	45	54	37	22	24
acres 1954...	2,128	63	168	162	230	327	244	120	90
1949...	2,667	64	65	174	239	338	332	223	229
bushels 1954...	51,197	1,470	2,705	4,507	5,510	7,302	5,940	2,035	1,655
1949...	84,952	1,311	1,645	5,243	7,897	10,549	9,496	4,800	7,871
Cotton harvested.....multiple units reporting 1954...	5	1	...	2	1	...	1
1949...	34	...	2	3	8	6	3	3	1
subunits reporting 1954...	7	1	...	2	2	...	2
1949...	51	...	2	4	10	7	4	5	1
acres 1954...	20	2	...	4	8	...	6
1949...	205	...	5	10	33	33	33	16	4
bales 1954...	13	1	...	4	5	...	3
1949...	137	...	5	7	20	22	17	12	3
Tobacco harvested.....multiple units reporting 1954...	136	7	20	20	25	27	13	6	6
1949...	94	7	7	9	20	24	11	4	...
subunits reporting 1954...	206	8	27	26	34	38	26	11	11
1949...	134	8	9	10	30	33	17	8	...
acres 1954...	561	11	65	64	88	113	75	31	33
1949...	353	11	15	27	63	86	46	22	...
pounds 1954...	548,420	9,350	55,002	67,750	88,450	121,024	71,900	31,144	31,800
1949...	348,697	9,066	17,400	26,800	65,700	81,200	46,930	23,900	...
Peanuts harvested for picking or threshing.....multiple units reporting 1954...
1949...	1	1
subunits reporting 1954...
1949...	1	1
acres 1954...
1949...	1	1
pounds 1954...
1949...	900	100
Horses and/or mules....multiple units reporting 1954...	159	8	19	20	19	27	16	12	6
1950...	161	6	11	16	28	28	17	12	11
number 1954...	259	8	29	27	25	45	28	20	11
1950...	324	8	13	35	49	49	34	30	26
Landlord-tenant operations containing multiple units:									
All subunits including home farm.....number 1954...	569	38	77	70	76	86	53	39	26
1950...	520	32	30	52	67	98	55	29	32
Land in all subunits including home farm.....acres 1954...	47,173	318	1,569	1,889	2,769	4,383	3,580	3,203	2,100
1950...	41,578	300	574	1,477	2,706	5,017	3,705	2,534	3,366
Owned by operator of multiple unit.....acres 1954...	46,002	318	1,532	1,865	2,712	4,383	3,580	3,002	1,993
1950...	40,425	300	557	1,473	2,599	5,001	3,675	2,534	3,356
Rented by operator of multiple unit.....acres 1954...	1,171	...	37	24	57	201	107
1950...	1,153	...	17	4	107	16	30	...	30
Subunits not included in multiple units.....operators reporting 1954...	36	...	3	4	2	4	4	5	2
1950...	33	2	...	2	2	8	5	1	2
number 1954...	44	...	3	4	2	4	4	6	4
1950...	51	4	...	2	3	14	5	2	2
Share tenants.....number 1954...	28	4	2	3	4	3	3
1950...	13	1	5	1	1	1
Other tenants, not croppers nor share tenants.....number 1954...	16	...	3	1	...	3	1
1950...	38	4	...	2	2	9	4	1	1
Land in subunits not included in multiple units.....acres 1954...	558	...	97	21	17	15	28	98	179
1950...	1,153	18	...	35	22	295	37	169	15

BY SIZE OF UNIT: CENSUSES OF 1954 AND 1950—Continued

Area 2—Continued				Areas 3, B, and C											
Size of unit—Continued			Total	Size of unit											
260 to 499 acres	500 to 999 acres	1,000 acres and over		Under 30 acres	30 to 49 acres	50 to 69 acres	70 to 99 acres	100 to 139 acres	140 to 179 acres	180 to 219 acres	220 to 259 acres	260 to 499 acres	500 to 999 acres	1,000 acres and over	
27	4	5	5,854	190	434	645	1,008	1,128	751	542	304	651	167	34	
26	14	1	4,883	141	293	459	812	1,028	697	423	289	561	151	31	
65	11	11	15,170	399	929	1,391	2,266	2,661	1,896	1,508	868	2,145	831	276	
65	36	5	12,566	289	622	977	1,786	2,358	1,717	1,168	825	1,839	744	241	
26	4	5	5,618	162	414	628	985	1,095	719	522	290	611	159	33	
25	14	1	4,566	124	271	445	785	973	647	391	273	503	130	24	
39	7	6	9,552	237	515	763	1,281	1,566	1,177	986	578	1,534	672	243	
40	22	4	8,000	165	351	532	1,001	1,385	1,070	777	552	1,356	614	17	
9,910	2,967	14,382	938,866	3,641	17,484	38,068	84,352	132,297	117,910	106,912	72,392	208,815	111,454	45,541	
9,279	9,623	2,455	830,710	3,080	11,856	27,431	68,090	119,591	109,466	83,258	68,760	192,786	98,408	47,984	
8,724	2,855	14,246	718,359	2,342	12,511	28,275	66,458	103,852	91,985	82,929	54,365	159,729	81,791	34,122	
7,817	8,665	2,347	567,043	1,836	7,756	18,632	49,495	83,983	77,355	59,010	51,305	125,983	64,418	27,270	
1,186	112	136	220,507	1,299	4,973	9,793	17,894	28,445	25,925	23,983	18,027	49,086	29,663	11,419	
1,462	938	108	263,667	1,244	4,100	8,799	18,595	35,608	32,111	24,248	17,455	66,803	33,990	20,714	
1,697	269	897	232,586	1,739	7,238	13,651	27,364	39,003	31,231	26,293	16,840	43,339	19,093	6,795	
1,387	1,333	66	198,211	1,544	4,937	10,250	22,205	35,156	28,314	20,727	15,257	38,889	15,660	5,272	
26	4	5	5,522	122	385	604	959	1,082	732	522	298	621	164	33	
25	14	1	4,665	115	259	423	778	1,000	676	414	280	544	146	30	
45	9	8	10,630	159	530	893	1,554	1,913	1,407	1,095	673	1,544	650	212	
50	30	4	9,525	153	390	675	1,326	1,825	1,345	907	667	1,470	569	198	
515	54	155	64,180	509	2,214	3,920	7,946	11,146	8,828	6,972	4,747	11,362	4,747	1,789	
460	512	31	62,166	547	1,714	3,260	7,037	11,999	8,979	6,303	4,622	11,581	4,470	1,654	
13,278	1,535	5,260	1,416,228	11,550	49,768	91,725	176,872	249,160	200,293	154,641	103,706	242,704	97,655	38,154	
16,330	19,150	560	1,893,650	19,649	54,201	108,606	218,292	358,013	268,819	191,583	147,002	350,881	131,715	44,889	
...	325	8	27	37	54	48	44	32	20	41	9	5	
8	338	4	21	35	64	60	41	28	20	37	23	5	
...	602	12	33	49	72	75	86	54	45	100	46	30	
18	627	6	25	53	98	101	65	51	46	72	76	34	
...	1,855	20	68	88	198	233	258	203	169	363	186	69	
71	2,316	16	70	159	346	367	268	201	190	292	320	87	
...	1,356	17	52	69	152	180	181	147	124	254	137	43	
51	1,825	17	54	132	264	289	196	167	160	242	242	62	
10	2	...	5,727	165	414	627	991	1,110	747	534	300	639	166	34	
8	4	...	4,732	125	275	442	792	999	685	415	283	541	146	29	
19	6	...	12,472	248	668	1,038	1,832	2,221	1,609	1,288	738	1,844	736	250	
12	7	...	10,114	178	440	730	1,389	1,920	1,429	954	692	1,546	631	205	
65	16	...	57,664	718	2,311	3,961	7,400	9,823	7,662	6,305	3,959	9,794	4,249	1,482	
61	22	...	45,412	555	1,413	2,726	5,534	8,174	6,504	4,565	3,383	8,015	3,400	1,143	
60,250	11,750	...	58,263,718	703,176	2,342,922	4,060,025	7,730,260	10,148,004	7,755,092	6,326,810	3,900,322	9,689,462	4,163,083	1,444,562	
61,000	16,701	...	45,101,750	529,432	1,425,337	2,828,801	5,624,441	8,258,833	6,476,432	4,523,199	3,428,132	7,798,406	3,212,803	995,934	
...	2	1	...	1	41	
...	42	
...	3	1	...	2	43	
...	44	
...	2	1	...	1	45	
...	46	
...	340	100	...	240	47	
...	48	
25	3	4	5,355	109	358	577	931	1,064	720	513	292	600	159	32	
21	11	...	4,421	102	236	415	756	949	642	385	265	524	138	29	
49	9	8	13,913	157	558	1,038	1,826	2,404	1,827	1,468	932	2,267	1,043	393	
45	35	...	13,855	168	476	893	1,759	2,553	1,949	1,342	986	2,431	969	329	
74	15	15	17,301	451	1,052	1,546	2,440	2,912	2,136	1,714	989	2,590	1,056	415	
70	46	9	14,578	323	693	1,083	1,988	2,624	1,978	1,288	958	2,228	1,018	397	
9,952	2,976	14,434	1,029,036	6,432	22,163	43,069	88,501	141,870	126,338	114,128	76,940	234,402	123,054	52,139	
9,393	9,903	2,603	947,602	5,550	15,858	31,190	73,543	132,779	122,354	90,807	74,988	216,242	122,052	62,239	
9,783	2,400	14,434	947,259	5,852	20,253	38,998	78,792	120,488	104,287	91,303	61,831	183,446	99,353	42,656	
9,393	8,954	2,803	807,508	5,174	14,790	27,828	67,678	116,108	105,189	74,123	60,736	174,604	105,751	55,527	
169	576	...	181,777	580	1,910	4,071	9,709	21,382	22,051	22,825	15,109	50,956	23,701	9,483	
...	949	...	140,094	376	1,068	3,362	5,865	16,671	17,165	16,684	14,252	41,638	16,301	6,712	
6	3	3	1,281	41	95	120	142	191	162	134	74	219	78	25	
4	6	1	1,192	30	57	87	153	198	175	100	89	212	72	19	
9	4	4	2,131	52	123	155	174	251	240	206	121	445	225	139	
5	10	4	2,012	34	71	106	202	266	261	120	133	389	274	156	
6	...	3	1,821	35	97	126	144	209	205	168	103	400	210	124	
1	1	2	1,308	17	41	51	114	148	136	92	80	288	204	137	
3	4	1	310	17	26	29	30	42	35	38	18	45	15	67	
4	9	2	704	17	30	55	88	118	125	28	53	101	70	19	
42	9	52	90,170	2,791	4,679	5,001	4,149	9,573	8,428	7,216	4,548	25,587	11,600	6,598	
114	280	148	116,892	2,470	4,002	3,759	5,453	13,188	12,888	7,549	6,228	23,456	23,644	14,255	

MULTIPLE-UNIT OPERATIONS

Economic Area Table 1.—MULTIPLE-UNIT OPERATIONS,

Item (For definitions and explanations, see text)	Area 4a									
	Total	Size of unit								
		Under 30 acres	30 to 49 acres	50 to 69 acres	70 to 99 acres	100 to 139 acres	140 to 179 acres	180 to 219 acres	220 to 259 acres	
1 Multiple-unit operations.....number 1954...	646	31	60	69	97	107	67	50	38	
2 1950...	386	8	18	32	46	76	59	33	28	
3 Subunits in multiple-unit operations.....total number 1954...	1,543	63	127	149	216	239	149	119	92	
4 1950...	922	16	40	66	96	164	129	80	67	
5 Home farms.....number 1954...	633	27	58	69	96	107	66	49	37	
6 1950...	376	7	16	31	46	74	59	33	27	
7 Cropper farms.....number 1954...	910	36	69	80	120	132	83	70	55	
8 1950...	546	9	24	35	50	90	70	47	40	
9 Land in multiple-unit operations...total acres 1954...	129,279	578	2,372	4,088	7,996	12,709	10,742	9,967	8,921	
10 1950...	96,461	153	704	1,887	3,881	8,991	9,262	6,549	6,661	
11 Home farms.....acres 1954...	112,238	352	1,941	3,352	6,809	10,796	9,528	8,293	7,526	
12 1950...	83,016	89	411	1,396	3,071	7,484	7,674	5,376	5,476	
13 Cropper farms.....acres 1954...	17,041	226	431	736	1,187	1,913	1,214	1,674	1,395	
14 1950...	13,445	64	293	491	810	1,507	1,588	973	1,185	
15 Cropland harvested.....total acres 1954...	31,117	274	861	1,231	2,636	3,618	2,766	2,333	2,167	
16 1949...	22,089	59	378	634	1,245	2,580	2,573	1,780	1,920	
17 Corn harvested for grain.....multiple units reporting 1954...	578	17	51	56	88	103	63	49	34	
18 1949...	362	4	15	31	45	69	57	32	27	
19 subunits reporting 1954...	907	19	61	70	127	160	90	86	55	
20 1949...	662	5	21	42	64	116	98	63	58	
21 acres 1954...	6,899	55	251	345	701	1,041	671	635	488	
22 1949...	5,447	23	140	227	398	756	673	528	552	
23 bushels 1954...	151,271	1,052	5,411	7,854	15,173	25,655	15,178	12,831	11,206	
24 1949...	163,503	715	3,680	5,962	11,434	25,207	21,084	16,492	16,796	
25 Cotton harvested.....multiple units reporting 1954...	148	2	10	10	20	16	18	15	9	
26 1949...	133	2	4	9	10	16	19	13	12	
27 subunits reporting 1954...	248	2	16	13	30	23	22	19	12	
28 1949...	242	2	6	13	11	22	31	27	19	
29 acres 1954...	2,422	12	106	30	171	89	89	128	108	
30 1949...	1,855	3	21	87	50	96	189	159	121	
31 bales 1954...	1,555	9	64	21	122	56	67	85	72	
32 1949...	1,326	3	17	69	42	77	158	142	93	
33 Tobacco harvested.....multiple units reporting 1954...	483	22	41	51	69	84	50	40	28	
34 1949...	281	3	13	20	34	61	47	19	21	
35 subunits reporting 1954...	796	27	54	74	100	134	87	69	51	
36 1949...	447	3	18	24	45	95	67	34	36	
37 acres 1954...	3,115	71	148	236	349	489	353	282	202	
38 1949...	1,855	9	64	100	220	364	253	153	128	
39 pounds 1954...	3,063,855	68,836	140,472	238,607	341,334	507,769	329,190	250,069	190,648	
40 1949...	1,692,066	7,800	54,600	101,328	192,491	323,659	224,367	140,186	114,259	
41 Peanuts harvested for picking or threshing.....multiple units reporting 1954...	
42 1949...	
43 subunits reporting 1954...	
44 1949...	
45 acres 1954...	
46 1949...	
47 pounds 1954...	
48 1949...	
49 Horses and/or mules...multiple units reporting 1954...	487	16	38	51	75	82	55	38	27	
50 1950...	338	4	13	25	43	67	56	32	25	
51 number 1954...	1,029	19	51	86	133	168	106	87	74	
52 1950...	956	6	32	50	94	170	125	94	73	
53 Landlord-tenant operations containing multiple units: All subunits including home farm.....number 1954...	1,729	66	144	163	243	261	168	136	102	
54 1950...	1,089	18	45	73	103	180	150	89	81	
55 Land in all subunits including home farm.....acres 1954...	134,944	647	2,514	4,177	8,231	12,990	11,190	10,769	9,300	
56 1950...	106,524	421	912	2,050	3,967	9,276	9,865	6,766	8,145	
57 Owned by operator of multiple unit.....acres 1954...	123,702	641	2,394	4,133	7,781	12,460	10,283	9,881	8,953	
58 1950...	100,700	421	892	1,932	3,586	8,540	9,366	6,708	7,950	
59 Rented by operator of multiple unit.....acres 1954...	11,242	6	120	44	450	530	907	888	347	
60 1950...	5,824	...	20	118	381	736	499	58	195	
61 Subunits not included in multiple units.....operators reporting 1954...	130	2	15	12	21	16	13	12	7	
62 1950...	98	2	5	6	4	11	16	7	9	
63 number 1954...	186	3	17	14	27	22	19	17	10	
64 1950...	167	2	5	7	7	16	21	9	14	
65 Share tenants.....number 1954...	140	3	13	10	21	14	17	13	9	
66 1950...	77	...	1	2	3	2	9	3	11	
67 Other tenants, not croppers nor share tenants.....number 1954...	46	...	4	4	6	8	2	4	1	
68 1950...	90	2	4	5	4	14	12	6	3	
69 Land in subunits not included in multiple units.....acres 1954...	5,655	69	142	89	235	281	448	802	379	
70 1950...	10,063	268	208	163	86	285	603	217	1,484	

MULTIPLE-UNIT OPERATIONS

Economic Area Table 1.—MULTIPLE-UNIT OPERATIONS,

Item (For definitions and explanations, see text)	Areas 5 and D								
	Total	Size of unit							
		Under 30 acres	30 to 49 acres	50 to 69 acres	70 to 99 acres	100 to 139 acres	140 to 179 acres	180 to 219 acres	220 to 259 acres
1 Multiple-unit operations.....number 1954...	1,903	49	142	184	285	348	228	160	125
2 1950...	2,327	42	167	266	431	451	280	208	122
3 Subunits in multiple-unit									
4 operations.....total number 1954...	5,129	99	296	380	623	824	585	431	359
5 1950...	6,312	85	342	555	951	1,022	698	599	374
6 Home farms.....number 1954...	1,855	47	134	175	280	342	223	155	125
7 1950...	2,203	38	159	239	403	415	269	195	119
8 Cropper farms.....number 1954...	3,274	52	162	205	343	482	362	276	234
9 1950...	4,109	47	183	316	548	607	429	404	255
10 Land in multiple-unit operations....total acres 1954...	374,945	1,106	5,891	10,918	24,023	40,665	36,174	31,840	29,878
11 1950...	424,591	943	6,891	15,702	36,107	50,918	44,132	41,250	29,040
12 Home farms.....acres 1954...	296,283	623	3,669	7,259	17,853	30,220	26,623	23,752	22,997
13 1950...	309,236	415	4,226	8,952	23,600	35,430	32,079	28,943	22,072
14 Cropper farms.....acres 1954...	78,662	483	2,222	3,659	6,170	10,445	9,551	8,088	6,881
15 1950...	115,355	528	2,665	6,750	12,507	15,488	12,053	12,307	6,968
16 Cropland harvested.....total acres 1954...	139,962	660	3,069	5,670	11,173	18,488	15,635	12,812	11,157
17 1949...	174,227	573	4,168	9,654	19,053	24,802	19,537	18,179	12,470
18 Corn harvested for									
19 grain.....multiple units reporting 1954...	1,442	32	80	136	212	271	175	111	101
20 1949...	2,202	31	143	245	410	418	265	200	117
21 subunits reporting 1954...	2,875	39	99	189	308	439	313	192	186
22 1949...	4,707	37	199	401	711	765	518	463	280
23 acres 1954...	19,073	161	465	972	1,803	2,925	2,313	1,426	1,455
24 1949...	37,699	133	924	2,306	4,413	5,613	4,286	4,064	2,530
25 bushels 1954...	238,102	2,024	4,881	10,159	20,769	33,859	27,442	19,285	17,822
26 1949...	939,289	3,360	24,301	63,093	115,369	146,921	106,802	103,264	58,650
27 Cotton harvested.....multiple units reporting 1954...	1,773	42	120	170	262	356	216	151	114
28 1949...	2,222	31	156	255	403	414	270	203	120
29 subunits reporting 1954...	3,651	51	174	248	403	586	405	310	254
30 1949...	5,034	44	249	443	736	797	550	487	297
31 acres 1954...	42,979	317	1,305	2,221	3,606	6,370	4,788	3,730	3,273
32 1949...	73,231	275	2,198	5,161	8,739	10,801	8,110	7,546	4,810
33 bales 1954...	24,256	195	731	1,215	2,016	3,594	2,750	2,097	1,780
34 1949...	48,886	190	1,544	3,401	6,010	7,298	5,426	5,048	3,163
35 Tobacco harvested.....multiple units reporting 1954...	53	...	2	1	8	5	4	6	1
36 1949...	49	2	6	2	7	4	3	3	2
37 subunits reporting 1954...	70	...	3	1	8	5	5	10	1
38 1949...	61	2	6	1	2	7	5	3	2
39 acres 1954...	234	...	6	3	20	15	10	27	2
40 1949...	156	5	9	1	1	15	6	5	4
41 pounds 1954...	194,916	...	4,400	2,000	16,900	10,400	9,656	21,460	800
42 1949...	151,325	4,400	9,900	1,800	660	14,000	6,112	6,300	5,000
43 Peanuts harvested for picking									
44 or threshing.....multiple units reporting 1954...	10	2	1	2	...	2
45 1949...	6	1	2	1	1	1
46 subunits reporting 1954...	15	5	1	2	...	4
47 1949...	8	1	2	1	3	1
48 acres 1954...	18	4	2	2	...	7
49 1949...	7	(2)	2	1	3	1
50 pounds 1954...	6,345	980	14	1,580	...	3,313
51 1949...	4,322	22	260	750	3,000	270
52 Horses and/or mules....multiple units reporting 1954...	1,365	18	73	118	205	256	162	115	102
53 1950...	1,902	21	112	201	347	354	235	181	111
54 number 1954...	3,693	29	114	218	378	524	373	281	273
55 1950...	5,922	33	198	415	786	858	653	596	363
56 Landlord-tenant operations containing multiple units:									
57 All subunits including home farm.....number 1954...	5,885	104	325	447	703	905	642	501	409
58 1950...	7,315	97	392	618	1,064	1,146	813	693	440
59 Land in all subunits including									
60 home farm.....acres 1954...	400,023	1,617	6,833	12,791	26,066	42,543	38,646	33,525	31,206
61 1950...	465,312	1,649	7,751	18,927	39,147	56,045	49,056	44,244	32,787
62 Owned by operator of multiple									
63 unit.....acres 1954...	337,965	1,433	6,474	11,879	24,427	36,964	33,560	28,075	27,181
64 1950...	406,242	1,578	7,484	17,787	35,257	50,569	43,035	38,279	27,287
65 Rented by operator of multiple									
66 unit.....acres 1954...	62,058	184	359	912	1,639	5,579	5,086	5,450	4,025
67 1950...	59,070	71	267	1,140	3,890	5,476	6,021	5,965	5,500
68 Subunits not included in									
69 multiple units.....operators reporting 1954...	456	5	25	38	64	59	43	39	37
70 1950...	566	9	26	42	70	90	75	63	39
number 1954...	756	5	29	67	80	81	57	70	50
1950...	1,003	12	50	63	113	124	115	94	66
71 Share tenants.....number 1954...	511	2	24	41	59	58	40	44	37
72 1950...	558	5	15	33	50	70	77	52	48
73 Other tenants, not croppers nor share									
74 tenants.....number 1954...	245	3	5	26	21	23	17	26	13
75 1950...	445	7	35	30	63	54	38	42	18
76 Land in subunits not included in multiple									
77 units.....acres 1954...	25,078	511	942	1,873	2,043	1,878	2,472	1,685	1,328
78 1950...	40,721	706	860	3,225	3,040	5,127	4,924	2,994	3,747

7. Reported in small fractions.

BY SIZE OF UNIT: CENSUSES OF 1954 AND 1950—Continued

Areas 5 and D—Continued			Areas 6 and E													
Size of unit—Continued			Total	Size of unit												
260 to 499 acres	500 to 999 acres	1,000 acres and over		Under 30 acres	30 to 49 acres	50 to 69 acres	70 to 99 acres	100 to 139 acres	140 to 179 acres	180 to 219 acres	220 to 259 acres	260 to 499 acres	500 to 999 acres	1,000 acres and over		
277	80	25	3,685	174	340	475	650	644	433	265	167	372	117	48	1	
255	96	29	3,497	138	305	436	578	574	431	267	182	403	129	54	2	
949	421	162	9,535	357	718	1,015	1,449	1,555	1,137	727	483	1,226	557	311	3	
927	493	266	9,189	283	638	944	1,290	1,354	1,104	717	538	1,377	606	338	4	
270	79	25	3,549	160	312	463	622	628	427	256	163	355	115	48	5	
244	94	28	3,236	115	275	401	538	556	396	250	167	389	119	50	6	
679	342	137	5,986	197	406	552	827	927	710	471	320	871	442	263	7	
683	399	238	5,953	168	363	543	752	818	708	467	371	988	487	288	8	
95,460	57,037	41,953	627,548	3,498	13,440	27,965	53,890	75,140	68,497	52,473	40,106	128,389	79,245	84,903	9	
88,915	63,045	47,648	633,660	2,991	12,140	25,699	48,168	67,546	68,055	52,732	43,296	139,670	86,390	87,173	10	
76,735	47,898	38,656	493,476	1,829	7,916	16,681	37,590	56,802	52,722	41,221	32,868	102,089	66,697	75,061	11	
65,977	49,782	37,760	467,822	1,280	6,933	16,402	32,713	47,889	48,602	39,234	31,458	103,988	64,783	74,597	12	
18,727	9,139	3,297	134,070	1,669	5,524	9,284	16,300	18,338	15,775	11,252	7,238	26,300	12,548	9,842	13	
22,938	13,263	9,888	165,838	1,771	5,207	9,297	15,455	19,457	19,450	13,498	11,838	35,682	21,607	12,576	14	
36,059	17,301	7,938	177,875	2,187	7,728	15,400	23,016	27,902	22,511	15,695	11,182	31,490	13,434	9,330	15	
33,978	19,449	12,584	185,190	2,104	7,205	13,258	21,668	26,000	22,741	15,879	12,153	35,355	17,254	11,573	16	
236	66	22	3,514	149	321	451	622	619	415	260	160	357	114	46	17	
250	94	29	3,417	115	291	429	569	565	424	264	180	398	128	54	18	
562	246	102	7,024	194	472	730	1,068	1,175	874	561	362	954	419	225	19	
716	402	215	7,424	167	466	746	1,059	1,130	922	588	433	1,115	520	278	20	
4,376	2,201	976	63,081	902	3,111	5,300	8,978	10,736	8,408	5,568	4,014	10,176	3,818	2,070	21	
6,702	4,174	2,554	59,992	768	2,701	4,767	7,618	9,356	7,410	5,057	4,131	10,452	4,833	2,899	22	
57,031	25,541	19,469	1,031,735	12,909	52,328	92,122	145,136	170,851	139,934	96,439	64,353	166,999	53,977	36,687	23	
159,489	100,196	57,844	1,827,456	23,357	83,141	147,304	243,401	281,878	235,096	150,239	114,816	318,165	150,759	79,300	24	
265	74	23	2,522	86	225	302	469	444	308	188	115	262	89	34	25	
251	91	28	2,815	87	239	328	458	462	363	217	153	344	116	48	26	
739	342	139	4,289	96	285	397	672	701	512	344	226	614	280	162	27	
775	418	238	5,484	105	339	510	737	802	667	445	352	895	406	226	28	
10,439	5,007	1,923	22,683	327	1,142	1,982	3,138	3,564	2,848	2,112	1,343	3,843	1,564	820	29	
14,012	7,197	4,382	37,369	440	1,526	2,694	4,216	5,456	4,598	3,279	2,641	7,414	3,230	1,875	30	
6,007	2,770	1,101	16,310	232	845	1,497	2,351	2,636	2,099	1,617	908	2,701	981	443	31	
9,068	4,773	2,965	20,648	239	883	1,468	2,451	2,927	2,585	1,773	1,310	4,056	1,768	1,188	32	
12	10	4	3,566	158	321	458	632	625	423	261	165	361	115	47	33	
5	10	7	3,359	120	297	417	557	562	412	257	178	363	123	53	34	
21	11	5	7,182	205	489	719	1,081	1,186	887	569	397	962	440	247	35	
8	15	10	6,844	160	439	676	970	1,037	839	545	414	1,022	479	263	36	
59	58	34	33,143	633	1,799	2,966	4,723	5,472	4,230	2,813	1,973	4,990	2,164	1,380	37	
15	48	47	28,650	472	1,461	2,632	3,836	4,216	3,624	2,455	1,799	4,689	2,168	1,298	38	
47,500	42,400	39,400	36,004,707	650,628	1,912,880	3,291,219	5,105,364	5,944,533	4,739,638	3,049,916	2,212,376	5,485,302	2,169,741	1,443,110	39	
12,800	42,000	48,353	30,648,606	530,920	1,689,247	2,954,873	4,216,998	4,569,300	3,918,999	2,524,962	1,907,578	4,872,211	2,207,960	1,255,558	40	
3	57	1	4	4	6	10	3	3	6	12	3	5	41	
...	29	...	1	2	4	2	4	5	5	3	...	3	42	
3	80	1	5	5	7	12	3	3	9	24	5	6	43	
...	46	...	2	2	7	4	4	6	9	5	...	7	44	
3	228	1	8	11	16	31	3	9	23	78	14	34	45	
...	216	...	1	7	37	14	17	4	40	22	...	36	46	
458	202,518	1,000	9,400	14,298	12,100	23,320	2,800	5,000	15,800	72,500	11,000	35,300	47	
...	174,689	...	200	6,100	33,700	18,300	10,600	30,863	35,850	22,800	...	16,270	48	
227	68	21	3,232	127	267	400	585	578	398	234	150	339	108	46	49	
231	85	24	3,128	92	257	381	531	520	400	247	170	367	116	47	50	
890	435	178	8,498	179	467	750	1,181	1,359	1,038	697	471	1,335	599	422	51	
1,025	637	358	10,033	165	511	898	1,303	1,457	1,289	827	603	1,639	811	530	52	
1,155	468	206	12,013	434	824	1,153	1,708	1,900	1,372	898	647	1,644	876	557	53	
1,123	592	337	12,087	339	779	1,087	1,534	1,631	1,354	949	717	2,072	969	656	54	
104,442	58,399	43,955	697,299	6,725	16,244	31,410	60,476	84,785	75,495	56,458	44,501	140,960	86,552	93,693	55	
97,867	66,817	51,022	739,154	5,812	16,799	29,925	55,841	75,750	76,857	62,918	49,414	168,093	97,697	100,048	56	
87,622	45,860	34,490	614,589	6,115	14,415	27,896	54,019	74,772	67,184	48,064	38,066	123,802	74,523	85,733	57	
84,249	57,761	42,956	661,696	5,317	15,746	27,368	51,701	67,470	68,482	55,521	44,364	152,731	84,254	88,742	58	
16,820	12,539	9,465	82,710	610	1,829	3,514	6,457	10,013	8,311	8,394	6,435	17,158	12,029	7,960	59	
13,618	9,056	8,066	77,458	495	1,053	2,557	4,140	8,280	8,375	7,397	5,050	15,362	13,443	11,306	60	
101	33	12	1,226	50	73	99	172	207	145	95	76	189	81	39	61	
93	43	16	1,245	41	81	94	148	175	149	116	88	222	87	44	62	
206	67	44	2,478	77	106	138	259	345	235	171	164	418	319	246	63	
196	99	71	2,898	56	141	143	244	277	250	232	179	695	363	318	64	
130	47	29	2,023	55	84	113	210	286	197	146	144	349	245	194	65	
118	51	39	1,942	28	99	81	173	179	171	152	136	509	245	169	66	
76	20	15	455	22	22	25	49	59	38	25	20	69	74	52	67	
78	48	32	956	28	42	62	71	98	79	80	43	186	118	149	68	
8,982	1,362	2,002	69,753	3,227	2,804	3,445	6,586	9,645	6,998	3,985	4,395	12,571	7,307	8,790	69	
8,952	3,772	3,374	105,494	2,821	4,659	4,226	7,673	8,404	8,802	10,186	6,118	28,423	11,307	12,875	70	

MULTIPLE-UNIT OPERATIONS

Economic Area Table 1.—MULTIPLE-UNIT OPERATIONS,

Item (For definitions and explanations, see text)	Area 7								
	Total	Size of unit							
		Under 30 acres	30 to 49 acres	50 to 69 acres	70 to 99 acres	100 to 139 acres	140 to 179 acres	180 to 219 acres	220 to 259 acres
1 Multiple-unit operations.....number 1954...	2,485	42	113	166	281	367	325	195	186
2 1950...	2,531	22	92	177	302	377	323	212	173
3 Subunits in multiple-unit									
4 operations.....total number 1954...	8,156	87	234	352	637	900	861	536	560
5 1950...	8,654	48	197	372	675	891	839	606	588
6 Home farms.....number 1954...	2,208	37	97	154	247	323	275	174	166
7 1950...	1,955	18	70	139	219	296	251	166	130
8 Cropper farms.....number 1954...	5,948	50	137	198	390	577	586	362	394
9 1950...	6,699	30	127	233	456	595	588	440	438
10 Land in multiple-unit operations...total acres 1954...	751,862	748	4,563	9,820	23,602	43,012	51,139	38,435	44,686
11 1950...	777,260	443	3,717	10,408	25,481	43,733	50,872	42,165	41,289
12 Home farms.....acres 1954...	520,486	330	2,135	5,431	12,742	24,736	29,343	23,928	27,927
13 1950...	464,239	205	1,412	4,610	12,175	22,599	25,977	21,729	19,301
14 Cropper farms.....acres 1954...	231,376	418	2,428	4,389	10,860	18,276	21,796	14,507	16,759
15 1950...	313,021	238	2,305	5,798	13,306	21,134	24,895	20,436	21,988
16 Cropland harvested.....total acres 1954...	239,500	444	2,567	5,204	11,781	19,814	21,462	15,282	16,420
17 1949...	252,329	319	2,858	6,301	13,525	20,079	21,277	15,786	15,731
18 Corn harvested for									
19 grain.....multiple units reporting 1954...	2,425	37	106	162	268	356	317	191	184
20 1949...	2,498	18	87	175	296	375	320	209	172
21 subunits reporting 1954...	6,495	41	145	246	459	709	682	429	452
22 1949...	7,293	24	140	309	564	767	626	527	488
23 acres 1954...	89,206	214	1,056	2,075	4,626	8,082	8,449	5,985	6,411
24 1949...	82,433	103	965	2,182	4,687	7,006	7,309	5,493	5,257
25 bushels 1954...	2,701,369	5,158	30,483	58,457	128,954	231,229	255,176	178,996	206,813
26 1949...	2,820,692	2,875	32,554	75,098	149,315	243,947	253,438	188,342	174,888
27 Cotton harvested.....multiple units reporting 1954...	1,886	20	62	106	184	265	232	161	150
28 1949...	2,056	15	63	128	226	295	254	175	146
29 subunits reporting 1954...	4,482	20	75	138	275	437	422	287	298
30 1949...	5,465	18	87	191	389	526	488	369	369
31 acres 1954...	30,169	55	287	584	1,388	2,156	2,473	1,637	1,726
32 1949...	44,199	54	358	1,119	2,254	3,188	3,438	2,523	2,803
33 bales 1954...	24,696	38	218	450	1,099	1,763	1,976	1,374	1,417
34 1949...	26,526	30	216	682	1,335	1,886	2,018	1,515	1,648
35 Tobacco harvested.....multiple units reporting 1954...	1,897	16	81	129	287	287	256	153	146
36 1949...	1,839	10	60	126	212	292	251	162	128
37 subunits reporting 1954...	4,891	17	107	194	352	549	545	337	356
38 1949...	4,875	13	95	195	362	539	478	363	328
39 acres 1954...	19,884	44	352	654	1,240	2,125	2,254	1,374	1,503
40 1949...	17,557	34	260	616	1,157	1,776	1,684	1,317	1,213
41 pounds 1954...	29,051,241	54,764	488,455	902,863	1,843,260	3,043,920	3,476,543	1,948,332	2,261,407
42 1949...	20,985,834	33,788	392,002	716,113	1,367,222	2,190,545	2,003,794	1,541,833	1,479,315
43 Peanuts harvested for picking									
44 or threshing.....multiple units reporting 1954...	2,382	27	101	156	263	355	315	189	181
45 1949...	2,440	15	82	169	288	363	313	206	170
46 subunits reporting 1954...	6,266	29	130	226	425	656	643	418	432
47 1949...	7,074	20	129	266	521	706	668	496	465
48 acres 1954...	56,016	81	580	1,217	2,805	4,611	5,077	3,536	3,740
49 1949...	74,801	80	790	1,849	4,244	6,052	6,295	4,782	4,858
50 pounds 1954...	79,719,732	127,850	852,292	1,734,927	3,935,837	6,649,520	7,243,388	5,251,701	5,329,548
51 1949...	79,347,726	71,619	810,934	2,061,617	4,557,325	6,486,424	6,578,436	4,972,007	5,521,305
52 Horses and/or mules....multiple units reporting 1954...	2,260	21	97	138	250	337	294	182	177
53 1950...	2,320	16	74	150	274	346	297	198	158
54 number 1954...	10,248	31	183	292	603	926	992	670	704
55 1950...	12,711	37	190	379	868	1,236	1,168	873	804
56 Landlord-tenant operations containing multiple units:									
57 All subunits including home farm.....number 1954...	9,519	99	261	395	731	965	941	611	635
58 1950...	10,308	58	250	432	784	1,010	1,019	692	656
59 Land in all subunits including									
60 home farm.....acres 1954...	815,106	875	5,832	11,570	26,770	45,449	54,120	41,051	48,844
61 1950...	885,661	587	7,584	12,686	29,588	52,020	66,061	47,785	48,082
62 Owned by operator of multiple									
63 unit.....acres 1954...	674,842	787	5,440	10,455	23,601	38,642	45,735	34,326	41,437
64 1950...	730,145	495	7,391	10,750	25,795	45,709	58,628	40,496	41,841
65 Rented by operator of multiple									
66 unit.....acres 1954...	140,264	88	392	1,115	3,169	6,807	8,385	6,725	7,407
67 1950...	155,516	92	193	1,936	3,793	6,311	7,433	7,289	6,241
68 Subunits not included in									
69 multiple units.....operators reporting 1954...	641	8	18	30	65	51	54	47	45
70 1950...	757	8	26	38	70	73	80	51	42
71 number 1954...	1,363	12	27	43	94	65	80	75	75
72 1950...	1,654	10	53	60	109	119	180	86	88
73 Share tenants.....number 1954...	1,023	6	22	30	69	46	63	55	61
74 1950...	874	8	26	34	51	49	82	64	47
75 Other tenants, not croppers nor share									
76 tenants.....number 1954...	340	6	5	13	25	19	17	20	14
77 1950...	780	2	27	26	58	70	98	22	41
78 Land in subunits not included in multiple									
79 units.....acres 1954...	63,244	127	1,269	1,750	3,168	2,437	2,981	2,616	4,158
80 1950...	108,401	144	3,867	2,278	4,107	8,287	15,189	5,620	6,793

NORTH CAROLINA

BY SIZE OF UNIT: CENSUSES OF 1954 AND 1950—Continued

Area 7—Continued			Area 8													
Size of unit—Continued			Total	Size of unit												
260 to 499 acres	500 to 999 acres	1,000 acres and over		Under 30 acres	30 to 49 acres	50 to 69 acres	70 to 99 acres	100 to 139 acres	140 to 179 acres	180 to 219 acres	220 to 259 acres	260 to 499 acres	500 to 999 acres	1,000 acres and over		
455	242	113	5,111	63	400	637	849	884	344	393	289	723	232	97		
483	265	105	5,498	92	386	645	937	945	662	404	277	717	301	132		
1,697	1,287	1,005	18,342	131	848	1,409	2,099	2,485	1,745	1,407	1,220	3,633	1,886	1,479		
1,857	1,542	1,059	20,839	189	819	1,434	2,269	2,627	2,134	1,524	1,131	3,855	2,563	2,294		
399	226	110	4,233	51	308	496	666	732	459	331	247	639	211	93		
353	218	95	4,324	64	275	448	724	746	538	321	232	610	253	113		
1,298	1,061	895	14,109	80	540	913	1,433	1,753	1,266	1,076	973	2,994	1,675	1,386		
1,504	1,324	964	16,515	125	544	986	1,545	1,881	1,596	1,203	899	3,245	2,310	2,161		
158,417	166,303	211,137	1,022,313	1,355	16,097	37,702	70,807	103,244	85,631	77,296	68,761	234,193	159,049	168,178		
169,364	184,045	205,743	1,171,532	2,068	15,656	38,375	78,490	110,457	104,259	79,772	66,579	248,563	201,688	225,625		
101,003	117,295	175,616	587,514	511	6,431	17,029	33,758	55,492	47,445	42,414	38,440	133,700	102,239	110,565		
86,737	111,506	157,988	615,922	758	6,315	15,772	37,338	54,271	54,763	40,913	37,265	135,227	111,401	121,899		
57,414	49,008	35,521	434,799	844	9,666	20,673	37,049	47,752	38,186	34,882	30,321	101,023	56,810	57,593		
82,627	72,539	47,755	555,610	1,310	9,341	22,603	41,132	56,186	49,496	38,859	29,314	113,336	90,287	103,726		
54,575	47,518	44,503	448,385	975	11,221	23,663	41,127	53,459	41,643	35,565	31,289	99,231	57,013	53,199		
57,385	52,183	46,885	505,375	1,657	11,102	24,687	43,789	57,448	46,984	35,472	28,091	101,520	77,587	77,038		
450	241	113	5,076	60	395	631	844	878	541	392	288	719	231	97		
479	264	103	5,445	87	378	638	930	938	658	401	276	711	298	130		
1,405	1,063	864	15,785	80	650	1,136	1,739	2,126	1,508	1,237	1,092	3,202	1,671	1,344		
1,599	1,295	864	18,217	133	654	1,238	1,963	2,278	1,861	1,328	996	3,391	2,313	2,062		
20,283	16,494	15,531	220,017	460	5,638	12,035	21,256	27,947	21,032	18,291	15,061	48,208	26,537	23,552		
18,891	16,859	13,681	224,617	744	5,261	11,515	20,179	26,706	21,688	15,987	12,556	43,608	31,610	34,763		
639,020	511,208	455,875	5,206,406	10,746	129,851	277,459	501,834	672,826	497,044	415,997	346,622	1,147,099	622,418	584,510		
637,211	610,169	452,855	7,004,411	22,493	168,161	370,513	662,308	865,635	704,077	532,748	394,611	1,425,220	965,504	892,951		
378	220	108	3,672	26	230	420	576	629	391	297	227	569	198	89		
419	239	96	4,482	57	256	491	740	770	543	345	244	637	275	124		
991	839	700	8,850	30	321	597	898	1,102	800	678	676	1,818	1,032	878		
1,211	1,041	776	13,015	73	371	803	1,415	1,513	1,266	921	726	2,555	1,761	1,591		
6,834	6,474	6,555	43,646	101	1,156	2,425	3,764	4,870	3,725	3,323	3,317	8,995	6,071	5,899		
9,670	9,621	9,171	77,299	220	1,442	3,651	6,131	8,246	6,779	5,321	4,414	16,377	12,782	11,936		
5,649	5,319	5,393	35,420	81	935	1,912	2,995	3,935	2,967	2,636	2,702	7,339	4,951	4,967		
5,700	6,054	5,442	47,835	150	978	2,243	3,759	4,969	4,237	3,170	2,668	10,036	8,083	7,542		
353	189	80	5,075	52	396	631	847	881	542	391	287	719	232	97		
358	194	66	5,444	85	378	634	933	939	655	402	276	714	299	129		
1,067	800	567	15,804	72	661	1,155	1,774	2,153	1,523	1,229	1,079	3,145	1,665	1,348		
1,130	877	495	17,813	132	641	1,202	1,943	2,222	1,832	1,286	971	3,357	2,242	1,985		
4,726	3,268	2,344	93,567	280	3,026	5,980	9,895	12,466	9,246	7,585	6,604	19,618	10,603	8,264		
4,437	3,239	1,824	92,791	451	2,690	5,447	9,007	11,337	9,387	6,877	5,212	18,535	12,422	11,426		
7,075,527	4,611,303	3,344,867	125,621,268	371,158	3,934,676	8,008,390	13,404,155	16,910,293	12,347,996	10,076,970	8,950,940	26,617,695	14,286,474	10,712,521		
5,321,879	3,822,275	2,117,068	115,296,575	550,550	3,355,517	6,959,216	11,553,413	14,066,727	11,888,722	8,568,296	6,554,705	23,286,266	15,032,024	13,481,139		
446	238	111	1,039	7	44	78	133	147	120	87	68	206	96	53		
470	259	105	1,264	12	51	106	155	164	149	103	85	217	129	77		
1,366	1,070	871	3,241	8	62	119	245	287	247	218	190	664	530	671		
1,542	1,306	955	4,219	18	69	165	272	345	324	247	236	811	773	959		
12,794	11,560	10,055	18,570	19	202	471	985	1,238	1,326	1,108	1,000	3,924	3,251	5,046		
16,545	16,060	13,246	28,649	63	252	697	1,280	1,883	1,754	1,390	1,468	5,566	5,783	8,513		
18,533,261	16,611,702	13,449,706	20,978,679	26,930	199,783	542,997	1,106,688	1,309,468	1,605,359	1,210,180	1,089,271	4,393,312	3,669,977	5,824,710		
17,195,013	17,267,709	13,823,337	25,071,465	50,232	220,378	565,583	1,061,512	1,549,241	1,472,756	1,191,362	1,256,180	4,874,765	5,830,108	6,999,348		
431	226	107	4,597	42	310	532	752	802	509	375	265	688	226	96		
454	255	98	5,111	71	333	582	862	882	625	379	261	694	291	131		
2,240	1,784	1,823	21,486	74	655	1,252	2,023	2,504	1,855	1,632	1,414	4,674	2,656	2,567		
2,862	2,485	1,809	27,834	132	771	1,585	2,617	3,254	2,697	1,944	1,508	5,305	3,946	3,875		
1,962	1,565	1,354	20,245	141	909	1,529	2,221	2,674	1,876	1,527	1,355	4,028	2,182	1,803		
2,195	1,849	1,363	23,068	217	895	1,568	2,455	2,854	2,372	1,709	1,262	4,279	2,876	2,581		
169,899	183,341	227,355	1,103,363	1,713	18,653	41,569	75,912	110,018	90,182	81,344	75,506	252,796	169,763	185,907		
194,252	205,029	221,987	1,282,329	3,785	20,421	45,706	86,752	120,308	113,036	90,365	71,566	263,720	217,775	248,895		
136,032	150,722	187,665	930,323	1,501	16,702	35,811	65,871	93,136	76,455	67,158	62,577	212,023	137,916	161,172		
166,413	167,000	165,627	1,115,832	3,335	17,988	40,977	75,299	105,797	99,498	76,812	60,030	228,213	183,888	223,995		
33,867	32,619	39,690	173,040	212	1,951	5,758	10,041	16,882	13,727	14,185	12,929	40,773	31,847	24,735		
27,839	38,029	56,360	166,497	450	2,433	4,729	11,453	14,511	13,538	13,553	11,536	35,507	33,887	24,900		
150	113	60	979	7	50	88	107	129	96	71	75	206	94	56		
179	122	68	1,189	22	62	91	141	162	150	106	72	210	109	64		
265	278	349	1,903	10	61	120	189	189	131	120	135	395	296	324		
338	307	304	2,229	28	76	134	186	227	238	185	131	424	313	287		
201	225	245	1,480	5	46	90	96	149	88	88	91	300	247	273		
188	158	167	1,467	18	48	86	132	139	166	119	98	276	213	179		
64	55	104	423	5	15	30	26	40	43	32	37	95	49	51		
150	149	137	762	10	28	48	54	88	72	66	40	148	100	108		
11,482	17,038	16,218	81,050	358	2,556	3,867	5,105	6,774	4,551	4,048	6,745	18,603	10,714	17,729		
24,888	20,984	16,244	110,797	1,717	4,765	7,331	8,262	9,851	8,777	10,593	4,987	15,157	16,087	23,270		

MULTIPLE-UNIT OPERATIONS

Economic Area Table I.—MULTIPLE-UNIT OPERATIONS,

Item (For definitions and explanations, see text)	Area 9								
	Total	Size of unit							
		Under 30 acres	30 to 49 acres	50 to 69 acres	70 to 99 acres	100 to 139 acres	140 to 179 acres	180 to 219 acres	220 to 259 acres
1 Multiple-unit operations.....number 1954...	1,182	34	94	122	143	180	122	97	66
2 1950...	1,372	31	118	132	182	217	147	92	82
3 Subunits in multiple-unit									
4 operations.....total number 1954...	3,420	69	204	264	319	430	334	269	196
5 1950...	4,059	60	250	271	423	536	400	257	270
6 Home farms.....number 1954...	1,139	29	80	109	136	180	121	95	65
7 1950...	1,234	23	90	113	155	196	139	83	77
8 Cropper farms.....number 1954...	2,285	40	124	155	183	250	213	174	131
9 1950...	2,825	37	160	158	268	340	261	174	193
10 Land in multiple-unit operations...total acres 1954...	324,032	673	3,822	7,233	12,058	21,266	19,080	19,029	15,668
11 1950...	370,687	640	4,756	7,789	15,229	25,591	22,974	18,353	19,626
12 Home farms.....acres 1954...	272,859	302	2,016	4,307	8,307	16,061	14,469	14,759	12,585
13 1950...	292,753	255	2,091	4,373	9,223	16,634	16,617	12,774	13,716
14 Cropper farms.....acres 1954...	51,173	371	1,806	2,926	3,751	5,205	4,611	4,270	3,113
15 1950...	77,954	385	2,665	3,416	6,006	8,957	6,357	5,579	5,910
16 Cropland harvested.....total acres 1954...	110,822	464	2,446	4,169	6,115	9,443	7,773	7,827	5,951
17 1949...	124,870	477	3,378	4,629	8,108	12,294	10,165	7,734	7,791
18 Corn harvested for									
19 grain.....multiple units reporting 1954...	1,147	28	89	120	141	177	119	85	64
20 1949...	1,332	28	113	128	179	211	143	89	80
21 subunits reporting 1954...	2,559	34	129	193	243	335	259	209	157
22 1949...	3,242	36	184	214	348	443	314	204	223
23 acres 1954...	29,361	191	906	1,668	2,164	3,154	2,641	2,151	1,714
24 1949...	34,558	203	1,230	1,661	3,016	4,335	3,235	2,104	2,379
25 bushels 1954...	411,242	2,531	12,969	24,934	32,600	47,602	37,491	32,131	26,183
26 1949...	864,253	5,510	30,281	43,708	72,299	110,008	86,705	52,609	59,743
27 Cotton harvested.....multiple units reporting 1954...	966	20	68	96	120	141	95	87	59
28 1949...	1,203	24	102	113	159	188	128	79	73
29 subunits reporting 1954...	2,028	22	103	139	184	227	181	167	127
30 1949...	2,908	27	154	184	269	367	285	181	200
31 acres 1954...	26,641	101	587	1,033	1,582	2,131	1,634	2,149	1,235
32 1949...	41,141	126	1,149	1,557	2,416	4,023	3,410	2,612	2,687
33 bales 1954...	19,037	74	465	766	1,304	1,490	1,276	1,521	959
34 1949...	17,916	59	484	659	982	1,703	1,470	1,134	1,204
35 Tobacco harvested.....multiple units reporting 1954...	1,061	26	85	114	135	167	111	86	59
36 1949...	1,138	26	94	116	157	185	126	79	67
37 subunits reporting 1954...	2,125	37	131	169	222	276	220	179	130
38 1949...	2,317	35	154	192	280	338	241	164	173
39 acres 1954...	8,722	93	405	616	804	1,140	905	745	519
40 1949...	8,124	85	452	596	916	1,176	842	625	629
41 pounds 1954...	9,856,728	98,219	448,686	723,952	927,884	1,357,750	1,029,136	853,154	609,516
42 1949...	9,668,378	108,882	547,545	730,882	1,185,911	1,437,954	1,017,963	721,859	766,475
43 Peanuts harvested for picking									
44 or threshing.....multiple units reporting 1954...	70	1	3	5	6	8	5	10	6
45 1949...	51	...	2	2	7	13	5	5	3
46 subunits reporting 1954...	99	1	3	6	8	11	6	12	8
47 1949...	82	...	3	2	10	18	8	5	9
48 acres 1954...	402	1	10	9	15	22	12	47	33
49 1949...	296	...	4	3	27	54	25	19	28
50 pounds 1954...	335,438	800	12,600	9,970	16,600	20,980	14,250	43,905	16,833
51 1949...	250,040	...	3,250	3,400	11,110	46,772	16,701	18,760	18,640
52 Horses and/or mules...multiple units reporting 1954...	970	21	69	100	108	151	101	82	85
53 1950...	1,136	17	84	105	149	183	130	79	74
54 number 1954...	3,003	28	122	186	231	343	261	231	167
55 1950...	4,273	34	167	233	358	543	411	266	308
56 Landlord-tenant operations containing multiple units:									
57 All subunits including home farm.....number 1954...	4,624	80	244	311	374	522	393	330	258
58 1950...	5,911	80	355	344	540	684	542	367	353
59 Land in all subunits including									
60 home farm.....acres 1954...	362,590	1,182	7,225	8,571	13,241	23,505	21,034	20,408	18,230
61 1950...	442,463	1,196	9,898	10,430	20,226	30,788	33,345	23,367	21,856
62 Owned by operator of multiple									
63 unit.....acres 1954...	293,118	1,130	6,781	7,947	11,617	20,231	18,629	17,133	16,819
64 1950...	385,236	1,137	9,444	9,307	18,642	26,606	29,893	20,776	18,865
65 Rented by operator of multiple									
66 unit.....acres 1954...	69,472	52	444	624	1,624	3,274	2,405	3,275	1,411
67 1950...	57,227	59	454	1,123	1,584	4,162	3,452	2,591	2,991
68 Subunits not included in									
69 multiple units.....operators reporting 1954...	445	9	23	24	35	59	38	35	29
70 1950...	581	10	34	35	63	83	48	45	39
number 1954...	1,204	11	40	47	55	92	59	61	62
1950...	1,852	20	105	73	117	148	142	110	83
71 Share tenants.....number 1954...	1,039	7	34	44	42	71	52	59	59
72 1950...	1,368	13	95	62	73	105	105	83	54
73 Other tenants, not croppers nor share									
74 tenants.....number 1954...	165	4	6	3	13	21	7	2	3
75 1950...	484	7	10	11	44	43	37	27	29
76 Land in subunits not included in multiple									
77 units.....acres 1954...	38,558	509	3,403	1,358	1,183	2,239	1,954	1,379	2,562
78 1950...	71,776	556	5,142	2,641	4,997	5,197	10,371	5,014	2,230

BY SIZE OF UNIT: CENSUSES OF 1954 AND 1950—Continued

Area 9—Continued			Area 10													
Size of unit—Continued			Total	Size of unit											1,000 acres and over	
260 to 499 acres	500 to 999 acres	1,000 acres and over		Under 30 acres	30 to 49 acres	50 to 69 acres	70 to 99 acres	100 to 139 acres	140 to 179 acres	180 to 219 acres	220 to 259 acres	260 to 499 acres	500 to 999 acres			
179	91	54	533	29	40	57	65	93	72	38	26	66	30	17	1	
210	104	57	481	17	41	48	67	65	62	42	28	69	32	10	2	
612	417	306	1,405	60	86	124	140	219	183	105	83	200	126	79	3	
760	472	360	1,283	34	83	100	150	153	155	113	78	239	133	44	4	
176	90	54	499	24	35	54	62	88	64	35	26	64	30	17	5	
201	100	57	450	17	32	42	62	60	61	40	27	68	31	10	6	
436	327	252	906	36	51	70	78	131	119	70	57	136	96	62	7	
559	372	303	833	17	51	58	89	93	94	73	51	171	102	34	8	
62,196	61,239	101,766	118,622	531	1,594	3,308	5,367	10,907	11,431	7,648	6,273	22,500	20,067	28,996	9	
73,358	68,587	113,784	109,964	355	1,616	2,766	5,610	7,592	9,655	8,221	6,717	24,353	23,085	19,994	10	
51,894	52,795	95,394	91,618	233	750	1,841	3,509	7,487	7,380	5,712	4,470	17,528	16,570	26,138	11	
55,944	56,292	104,834	85,170	171	738	1,636	3,716	5,320	6,888	6,038	4,827	19,396	18,483	17,957	12	
10,302	8,444	6,374	27,004	298	844	1,467	1,856	3,420	4,051	1,936	1,803	4,972	3,497	2,858	13	
17,414	12,295	8,950	24,794	184	878	1,130	1,894	2,272	2,767	2,183	1,890	4,957	4,602	2,037	14	
22,906	22,250	21,478	42,832	359	961	1,943	2,685	4,488	4,932	3,077	2,435	9,915	7,259	4,778	15	
26,066	22,468	21,775	38,641	217	1,003	1,528	2,727	3,396	4,353	3,666	2,754	8,741	7,452	2,804	16	
173	89	52	522	23	40	56	64	90	72	38	26	66	30	17	17	
204	100	57	458	14	37	45	63	62	62	41	28	65	32	9	18	
465	325	210	1,076	31	60	90	100	157	152	85	70	170	103	58	19	
596	381	299	975	15	55	80	112	114	126	97	65	176	106	29	20	
5,703	4,496	4,573	16,553	158	528	894	1,326	1,942	2,139	1,355	988	3,306	2,298	1,619	21	
6,631	5,159	4,605	15,015	98	465	700	1,202	1,344	1,761	1,601	1,194	3,050	2,429	1,171	22	
85,303	59,751	51,767	659,902	4,343	18,807	33,811	52,190	72,404	76,478	52,920	39,933	137,159	102,676	69,181	23	
171,017	122,143	110,230	417,871	2,490	12,401	20,095	35,590	36,700	48,660	51,659	35,019	86,405	62,792	26,060	24	
147	83	50	115	3	5	12	14	22	14	8	6	16	9	6	25	
192	95	50	174	2	13	22	21	21	21	13	9	36	14	7	26	
377	292	209	144	5	5	12	16	25	17	13	7	24	11	9	27	
592	367	282	637	2	18	15	26	28	25	20	14	57	21	11	28	
5,215	5,723	5,249	629	19	15	34	55	77	50	47	18	115	98	101	29	
9,163	7,135	6,863	1,169	7	85	61	98	118	117	108	83	291	108	93	30	
3,575	4,077	3,530	536	16	12	36	47	67	46	30	14	110	81	77	31	
4,209	2,975	3,037	687	4	57	42	63	64	53	68	30	183	68	55	32	
159	76	43	429	21	32	47	55	79	64	32	20	51	17	11	33	
165	82	43	323	9	27	37	51	45	44	30	14	44	15	7	34	
391	243	127	906	29	49	76	87	142	138	76	58	136	65	50	35	
379	225	136	723	9	42	54	91	92	90	73	32	151	65	24	36	
1,724	1,092	679	5,532	95	221	420	530	793	957	496	351	913	432	324	37	
1,345	894	564	4,045	37	191	283	459	467	491	438	201	892	435	151	38	
1,894,945	1,202,892	710,594	7,746,992	110,762	275,791	586,814	711,058	1,152,121	1,240,164	688,478	471,356	1,442,512	651,430	416,506	39	
1,530,839	1,016,754	603,314	4,577,288	37,800	204,756	312,600	536,102	571,136	554,687	482,590	223,722	997,633	491,825	164,397	40	
16	8	2	82	3	8	6	4	20	14	7	1	9	8	2	41	
10	2	2	93	1	4	4	12	13	16	8	3	20	9	3	42	
31	11	2	139	3	9	8	6	28	21	13	1	17	27	6	43	
20	5	2	181	1	5	6	21	22	25	15	4	48	29	5	44	
109	78	66	523	4	19	28	15	80	60	56	2	93	137	29	45	
113	14	9	793	2	21	25	73	70	97	85	12	237	131	40	46	
103,200	65,300	31,000	591,888	4,500	18,600	30,300	12,280	103,344	67,020	58,850	2,000	124,094	131,500	39,400	47	
113,353	11,854	6,200	812,380	2,400	20,130	24,930	58,801	112,560	78,177	89,709	5,620	242,431	131,700	45,922	48	
152	84	47	394	15	27	41	39	73	63	28	22	52	23	11	49	
174	92	49	374	10	31	39	52	53	46	36	22	52	28	5	50	
574	458	402	1,032	17	43	80	78	164	164	81	56	154	123	62	51	
825	604	522	1,276	16	63	85	130	166	166	136	144	280	144	35	52	
851	617	644	1,544	65	92	127	153	234	202	113	87	234	141	96	53	
1,121	816	709	1,522	39	101	112	162	171	162	131	93	292	173	86	54	
70,324	67,589	111,281	124,237	548	1,666	3,482	5,513	11,749	11,843	7,859	6,619	24,180	20,688	30,090	55	
85,047	80,389	125,921	120,759	445	1,892	3,193	5,766	8,460	10,055	8,488	7,289	26,884	25,675	22,612	56	
57,849	54,869	80,113	111,150	541	1,533	3,019	4,899	10,645	10,556	6,551	5,713	21,077	18,072	28,544	57	
73,007	68,118	109,441	106,867	442	1,793	2,800	5,131	7,672	8,568	6,986	6,610	24,275	22,043	20,547	58	
12,475	12,720	31,168	13,087	7	133	463	614	1,104	1,287	1,308	906	3,103	2,616	1,546	59	
12,040	12,271	16,480	13,892	3	99	393	635	788	1,487	1,502	679	2,609	3,632	2,065	60	
88	62	43	90	5	6	3	11	12	12	6	3	14	10	8	61	
123	67	44	129	4	9	11	10	13	7	11	9	30	18	7	62	
239	200	338	139	5	6	3	13	15	19	8	4	34	15	17	63	
361	344	349	239	5	18	12	11	18	7	18	15	53	40	42	64	
211	173	287	122	3	6	3	10	14	19	8	2	32	14	11	65	
261	276	241	81	...	3	3	2	9	1	5	2	20	23	13	66	
28	27	51	17	2	3	1	2	2	1	6	67	
100	68	108	158	5	15	9	9	9	6	13	13	33	17	29	68	
8,128	6,350	9,513	5,615	17	72	174	146	842	412	211	346	1,680	621	1,094	69	
11,689	11,802	12,137	10,795	90	276	427	156	896	400	267	572	2,531	2,590	2,618	70	

MULTIPLE-UNIT OPERATIONS

Economic Area Table 1.—MULTIPLE-UNIT OPERATIONS,

Item (For definitions and explanations, see text)	Area 11					
	Total	Size of unit				
		Under 30 acres	30 to 49 acres	50 to 69 acres	70 to 99 acres	100 to 139 acres
1 Multiple-unit operations.....number 1954...	2,813	169	306	294	377	415
2 1950...	2,647	99	248	293	376	409
3 Subunits in multiple-unit operations.....total number 1954...	7,261	340	637	645	837	980
4 1950...	7,178	203	528	649	856	1,010
5 Home farms.....number 1954...	2,693	154	281	279	358	396
6 1950...	2,448	86	206	253	346	383
7 Cropper farms.....number 1954...	4,568	186	356	366	479	584
8 1950...	4,730	117	322	396	510	627
9 Land in multiple-unit operations....total acres 1954...	542,626	3,356	11,906	17,429	31,625	48,487
10 1950...	560,128	2,059	9,931	17,233	31,320	47,809
11 Home farms.....acres 1954...	444,401	1,714	7,053	11,613	22,688	36,804
12 1950...	448,702	1,050	5,304	10,329	21,117	34,423
13 Cropper farms.....acres 1954...	98,225	1,642	4,853	5,816	8,937	11,683
14 1950...	111,426	1,009	4,627	6,904	10,203	13,386
15 Cropland harvested.....total acres 1954...	149,689	2,169	6,814	8,451	13,628	18,989
16 1949...	150,155	1,340	6,350	9,649	14,613	19,187
17 Corn harvested for grain.....multiple units reporting 1954...	2,706	150	290	278	364	408
18 1949...	2,602	93	238	288	370	405
19 subunits reporting 1954...	5,503	199	432	442	628	770
20 1949...	5,893	132	402	527	701	828
21 acres 1954...	74,463	1,050	3,454	4,239	7,106	9,677
22 1949...	75,542	725	3,342	4,898	7,432	9,856
23 bushels 1954...	1,569,202	20,572	69,814	92,697	152,422	210,840
24 1949...	1,823,118	18,261	85,449	121,176	182,537	235,614
25 Cotton harvested.....multiple units reporting 1954...	633	20	58	62	72	90
26 1949...	722	7	37	62	89	122
27 subunits reporting 1954...	899	21	69	76	89	120
28 1949...	1,166	7	44	81	117	175
29 acres 1954...	3,944	35	188	222	315	478
30 1949...	6,808	17	153	376	652	1,010
31 bales 1954...	3,107	29	152	181	252	369
32 1949...	2,645	10	72	155	276	382
33 Tobacco harvested.....multiple units reporting 1954...	2,747	159	289	285	374	409
34 1949...	2,563	87	236	279	369	401
35 subunits reporting 1954...	5,576	208	417	466	648	780
36 1949...	5,475	110	379	482	659	770
37 acres 1954...	26,602	584	1,493	1,840	2,842	3,580
38 1949...	23,845	286	1,301	1,780	2,600	3,149
39 pounds 1954...	34,148,864	666,582	1,862,626	2,405,034	3,631,419	4,575,712
40 1949...	26,182,813	287,841	1,428,225	1,977,176	2,921,953	3,505,587
41 Peanuts harvested for picking or threshing.....multiple units reporting 1954...	279	12	31	31	32	38
42 1949...	278	3	22	20	33	33
43 subunits reporting 1954...	393	12	35	42	40	47
44 1949...	459	3	32	30	47	55
45 acres 1954...	1,292	21	66	92	128	155
46 1949...	1,844	3	75	91	162	209
47 pounds 1954...	1,449,011	25,920	66,994	116,270	137,470	176,505
48 1949...	1,464,879	2,401	60,905	68,476	123,244	188,322
49 Horses and/or mules....multiple units reporting 1954...	2,370	110	245	236	318	350
50 1950...	2,393	82	221	261	342	367
51 number 1954...	5,188	131	363	396	552	690
52 1950...	7,073	114	405	534	794	952
Landlord-tenant operations containing multiple units:						
53 All subunits including home farm.....number 1954...	8,587	385	694	709	916	1,112
54 1950...	8,722	232	602	731	1,001	1,256
55 Land in all subunits including home farm.....acres 1954...	575,274	4,780	12,892	18,433	32,943	51,179
56 1950...	604,157	2,739	11,888	18,587	34,823	52,783
57 Owned by operator of multiple unit.....acres 1954...	533,653	3,798	12,014	17,396	30,676	48,098
58 1950...	569,980	2,650	11,153	17,841	32,609	49,509
59 Rented by operator of multiple unit.....acres 1954...	41,621	982	878	1,037	2,267	3,081
60 1950...	34,177	89	735	746	2,214	3,274
61 Subunits not included in multiple units.....operators reporting 1954...	717	38	44	53	60	95
62 1950...	788	24	49	59	88	108
63 number 1954...	1,326	45	57	64	79	132
64 1950...	1,544	29	74	82	145	246
65 Share tenants.....number 1954...	1,109	34	42	47	71	108
66 1950...	797	8	22	37	78	94
67 Other tenants, not croppers nor share tenants.....number 1954...	217	11	15	17	8	24
68 1950...	747	21	52	45	67	152
69 Land in subunits not included in multiple units.....acres 1954...	32,648	1,424	986	1,004	1,318	2,692
70 1950...	44,029	680	1,957	1,354	3,503	4,974

BY SIZE OF UNIT: CENSUSES OF 1954 AND 1950—Continued

Item (For definitions and explanations, see text)	Area 11—Continued					
	Size of unit—Continued					
	140 to 179 acres	180 to 219 acres	220 to 259 acres	260 to 499 acres	500 to 999 acres	1,000 acres and over
1 Multiple-unit operations.....number 1954...	295	239	149	382	141	46
2 1950...	304	207	160	358	138	55
3 Subunits in multiple-unit						
4 operations.....total number 1954...	771	655	435	1,182	554	225
5 1950...	814	558	480	1,183	606	292
6 Home farms.....number 1954...	286	235	147	372	139	46
7 1950...	287	200	155	343	134	55
8 Cropper farms.....number 1954...	485	420	288	810	415	179
9 1950...	527	358	325	840	471	237
10 Land in multiple-unit operations...total acres 1954...	46,530	47,311	35,564	123,383	92,292	84,743
11 1950...	47,794	40,867	37,970	126,168	92,755	106,222
12 Home farms.....acres 1954...	35,750	37,157	28,901	102,565	80,125	80,031
13 1950...	35,360	31,489	29,656	102,076	78,156	99,742
14 Cropper farms.....acres 1954...	10,780	10,154	6,663	20,818	12,167	4,712
15 1950...	12,434	9,378	8,314	24,092	14,599	6,480
16 Cropland harvested.....total acres 1954...	16,820	15,255	10,934	30,727	15,999	9,903
17 1949...	16,995	11,962	11,080	32,213	16,927	9,839
18 Corn harvested for						
19 grain.....multiple units reporting 1954...	286	232	146	372	135	45
20 1949...	301	206	157	354	135	55
21 subunits reporting 1954...	623	524	340	935	429	181
22 1949...	685	455	392	1,020	512	239
23 acres 1954...	8,359	7,734	5,429	15,186	7,799	4,430
24 1949...	9,000	6,158	5,246	16,073	8,330	4,482
25 bushels 1954...	160,448	158,771	110,401	309,173	162,849	121,215
26 1949...	212,326	148,545	125,338	384,204	197,646	111,802
27 Cotton harvested.....multiple units reporting 1954...	85	61	44	87	43	11
28 1949...	86	66	55	117	59	22
29 subunits reporting 1954...	120	89	66	147	80	22
30 1949...	133	115	94	224	127	49
31 acres 1954...	552	464	321	747	354	258
32 1949...	765	584	689	1,374	802	386
33 bales 1954...	425	369	267	572	290	201
34 1949...	274	224	274	507	324	147
35 Tobacco harvested.....multiple units reporting 1954...	290	234	147	375	139	46
36 1949...	300	202	153	348	135	53
37 subunits reporting 1954...	610	524	349	939	447	188
38 1949...	636	433	300	941	477	228
39 acres 1954...	2,942	2,679	1,831	4,750	2,824	1,237
40 1949...	2,844	1,902	1,574	4,621	2,396	1,392
41 pounds 1954...	3,849,077	3,503,293	2,405,667	5,950,134	3,790,237	1,507,083
42 1949...	3,119,814	2,135,356	1,725,841	5,192,743	2,468,674	1,429,603
43 Peanuts harvested for picking						
44 or threshing.....multiple units reporting 1954...	28	21	16	44	22	4
45 1949...	33	27	22	55	19	11
46 subunits reporting 1954...	44	28	28	71	33	13
47 1949...	51	47	27	90	48	29
48 acres 1954...	118	106	114	264	138	92
49 1949...	233	195	121	409	163	163
50 pounds 1954...	154,469	145,100	110,063	283,576	162,094	68,550
51 1949...	196,594	163,967	90,990	293,466	169,174	107,140
52 Horses and/or mules....multiple units reporting 1954...	265	205	131	338	129	43
53 1950...	282	185	148	326	128	51
54 number 1954...	571	473	358	905	509	240
55 1950...	828	577	509	1,300	685	375
56 Landlord-tenant operations containing multiple units:						
57 All subunits including home farm.....number 1954...	896	775	509	1,480	786	325
58 1950...	951	660	578	1,513	798	400
59 Land in all subunits including						
60 home farm.....acres 1954...	49,898	50,346	37,583	131,355	98,040	87,825
61 1950...	53,205	43,320	43,160	136,323	97,338	109,991
62 Owned by operator of multiple						
63 unit.....acres 1954...	47,191	45,899	34,850	120,419	92,477	80,835
64 1950...	50,185	41,490	37,960	128,859	90,717	107,027
65 Rented by operator of multiple						
66 unit.....acres 1954...	2,707	4,447	2,733	10,936	5,563	6,990
67 1950...	3,040	1,830	5,200	7,464	6,621	2,964
68 Subunits not included in						
69 multiple units.....operators reporting 1954...	72	62	42	146	79	26
70 1950...	83	70	49	154	73	31
number 1954...	125	120	74	298	232	100
1950...	137	102	98	330	193	108
Share tenants.....number 1954...	108	108	60	254	200	77
1950...	74	42	50	209	126	57
Other tenants, not croppers nor share						
tenants.....number 1954...	17	12	14	44	32	23
1950...	63	60	48	121	67	51
Land in subunits not included in multiple						
units.....acres 1954...	3,368	3,035	2,019	7,972	5,748	3,082
1950...	5,411	2,453	5,190	10,155	4,583	3,769

MULTIPLE-UNIT OPERATIONS

Economic Area Table 2.—MULTIPLE-UNIT OPERATIONS, BY COLOR AND

Item (For definitions and explanations, see text)	Total, selected areas											
	All operators			Color and tenure of operator								
				Full owners			Part owners			Managers		
	Total	White	Non-white	Total	White	Non-white	Total	White	Non-white	Total	White	Non-white
1 Multiple-unit operations.....number 1954... 26,403	24,831	1,572	19,087	18,069	1,018	5,487	5,078	409	204	200	4	
2 1950... 25,252	23,926	1,326	19,125	18,274	851	4,416	4,090	326	270	265	5	
3 Subunits in multiple-unit												
4 operations.....total number 1954... 75,003	71,206	3,797	52,730	50,339	2,391	16,616	15,569	1,047	1,224	1,203	18	
5 1950... 74,688	71,452	3,236	54,823	52,777	2,046	14,247	13,407	840	1,823	1,806	20	
6 Home farms.....number 1954... 24,592	23,071	1,521	17,352	16,384	968	5,444	5,035	409	189	185	4	
7 1950... 22,395	21,156	1,239	16,529	15,756	773	4,240	3,922	318	231	226	5	
8 Cropper farms.....number 1954... 50,411	48,135	2,276	35,378	33,955	1,423	11,172	10,534	638	1,035	1,021	14	
9 1950... 52,293	50,296	1,997	38,294	37,021	1,273	10,007	9,485	522	1,592	1,577	15	
10 Land in multiple-unit operations...total acres 1954... 5,188,844	4,998,249	190,595	3,401,506	3,294,014	107,492	1,313,779	1,251,525	62,254	177,133	174,333	2,900	
11 1950... 5,266,162	5,090,326	175,836	3,663,165	3,560,695	102,470	1,111,853	1,061,877	49,976	219,597	217,345	2,252	
12 Home farms.....acres 1954... 3,859,955	3,716,209	143,746	2,445,708	2,368,215	77,493	1,030,208	981,609	48,599	142,764	140,242	2,522	
13 1950... 3,579,665	3,452,514	127,151	2,417,544	2,346,330	71,214	798,653	762,757	35,896	147,542	145,595	1,947	
14 Cropper farms.....acres 1954... 1,328,889	1,282,040	46,849	955,798	925,799	29,999	283,571	269,916	13,655	34,369	34,091	278	
15 1950... 1,686,497	1,637,812	48,685	1,245,621	1,214,365	31,256	313,200	299,120	14,080	72,055	71,750	305	
16 Cropland harvested.....total acres 1954... 1,652,627	1,588,226	64,401	1,036,850	1,001,757	35,093	458,751	436,994	21,757	45,478	44,247	1,231	
17 1949... 1,725,780	1,664,062	61,718	1,176,434	1,140,924	35,510	388,778	370,174	18,604	64,003	63,239	764	
18 Corn harvested for grain.....multiple units reporting 1954... 24,840	23,331	1,509	17,844	16,669	975	5,220	4,826	394	197	194	3	
19 1949... 24,438	23,153	1,285	18,453	17,632	821	4,301	3,983	318	267	263	4	
20 subunits reporting 1954... 55,550	52,745	2,805	38,205	36,452	1,753	12,703	11,905	798	1,031	1,025	6	
21 1949... 60,276	57,660	2,616	43,716	42,093	1,623	11,767	11,059	708	1,574	1,558	16	
22 acres 1954... 596,741	572,478	24,263	393,385	379,250	14,135	142,857	135,630	7,227	16,325	15,975	350	
23 1949... 613,595	592,212	21,383	433,764	420,879	12,885	125,194	119,196	5,998	21,034	20,865	169	
24 bushels 1954... 13,798,592	13,342,087	456,505	9,112,605	8,846,879	265,726	3,269,698	3,133,724	135,974	359,917	352,536	7,381	
25 1949... 18,251,069	17,689,410	561,659	12,787,657	12,443,749	343,908	3,785,091	3,631,722	153,369	639,370	635,843	3,527	
26 Cotton harvested.....multiple units reporting 1954... 12,568	11,573	995	8,542	7,898	644	3,095	2,811	284	153	149	4	
27 1949... 14,750	13,816	934	10,750	10,153	597	2,932	2,691	241	222	218	4	
28 subunits reporting 1954... 26,048	24,347	1,701	16,639	15,617	1,022	7,190	6,634	556	668	658	10	
29 1949... 35,219	33,398	1,821	24,282	23,160	1,122	7,879	7,365	514	1,260	1,246	12	
30 acres 1954... 182,271	173,225	9,046	104,673	99,908	4,765	60,530	57,095	3,435	5,892	5,735	157	
31 1949... 294,262	281,688	12,574	189,350	182,454	6,896	74,608	70,523	4,085	14,236	14,075	161	
32 bales 1954... 131,262	125,249	6,013	75,856	72,694	3,162	42,705	40,487	2,218	4,438	4,300	138	
33 1949... 175,752	168,662	7,090	112,987	109,119	3,868	45,647	43,413	2,234	7,975	7,890	85	
34 Tobacco harvested.....multiple units reporting 1954... 22,396	21,010	1,386	16,198	15,307	891	4,547	4,188	359	174	171	3	
35 1949... 20,424	19,276	1,148	15,530	14,783	747	3,443	3,170	273	227	226	1	
36 subunits reporting 1954... 51,817	49,060	2,757	35,448	33,797	1,651	11,726	10,941	785	932	922	10	
37 1949... 49,701	47,406	2,295	36,369	34,921	1,448	9,183	8,592	591	1,318	1,312	6	
38 acres 1954... 250,950	240,444	10,506	167,630	161,708	5,922	58,299	55,166	3,133	5,102	5,014	88	
39 1949... 224,033	216,010	8,023	162,823	157,998	4,825	41,692	39,576	2,116	6,203	6,173	30	
40 pounds 1954... 307,628,769	296,926,756	10,702,012	207,182,928	201,141,287	6,041,641	70,134,980	66,992,814	3,142,066	6,578,977	6,460,085	118,892	
41 1949... 256,343,325	248,251,730	8,091,595	186,123,275	181,290,269	4,824,006	47,486,306	45,368,508	2,117,798	7,383,445	7,351,865	31,580	
42 Peanuts harvested for picking or												
43 threshing.....multiple units reporting 1954... 3,922	3,553	369	2,654	2,440	214	915	783	132	69	69	...	
44 1949... 4,166	3,797	369	2,916	2,696	220	854	749	105	83	83	...	
45 subunits reporting 1954... 10,237	9,551	686	6,378	6,006	372	2,694	2,433	261	407	407	...	
46 1949... 12,078	11,310	768	7,719	7,289	430	2,887	2,642	245	651	651	...	
47 acres 1954... 77,052	72,963	4,089	44,647	42,737	1,910	23,198	21,393	1,805	3,177	3,177	...	
48 1949... 106,611	100,908	5,703	64,124	61,143	2,981	29,351	27,249	2,102	5,827	5,827	...	
49 pounds 1954... 103,284,157	98,373,110	4,911,047	61,191,238	58,753,319	2,437,919	30,047,160	27,958,012	2,089,148	4,108,927	4,108,927	...	
50 1949... 107,129,341	101,616,110	5,513,231	64,326,326	61,511,985	2,814,341	30,503,894	28,295,927	2,207,967	5,201,424	5,201,424	...	
51 Horses and/or mules....multiple units reporting 1954... 22,658	21,219	1,439	16,174	15,252	922	4,854	4,466	388	189	185	4	
52 1950... 22,461	21,268	1,193	16,864	16,093	771	4,055	3,758	297	244	241	3	
53 number 1954... 71,256	67,593	3,663	48,139	45,965	2,174	16,978	15,855	1,123	1,713	1,691	22	
54 1950... 86,882	83,105	3,777	62,011	59,698	2,313	17,669	16,605	1,064	2,685	2,664	21	
55 Landlord-tenant operations containing multiple units:												
56 All subunits including home farm.....number 1954... 87,009	82,705	4,304	61,421	58,688	2,733	19,068	17,878	1,190	1,796	1,767	29	
57 1950... 88,817	85,094	3,723	65,454	63,097	2,357	16,802	15,833	969	2,463	2,412	51	
58 Land in all subunits including												
59 home farm.....acres 1954... 5,610,862	5,408,759	202,103	3,701,349	3,586,510	114,839	1,401,506	1,335,392	66,114	203,978	201,051	2,927	
60 1950... 5,900,748	5,706,550	194,198	4,124,637	4,008,823	115,814	1,223,883	1,169,980	53,903	269,926	266,798	3,128	
61 Owned by operator of multiple unit.....acres 1954... 4,804,829	4,645,186	159,643	3,701,349	3,586,510	114,839	949,999	906,086	43,913	153,481	152,590	891	
62 1950... 5,164,011	5,010,129	153,882	4,124,637	4,008,823	115,814	814,687	779,452	35,235	224,687	221,854	2,833	
63 Rented by operator of multiple												
64 unit.....acres 1954... 806,033	763,573	42,460	451,507	429,306	22,201	50,497	48,461	2,036	
65 1950... 736,737	696,421	40,316	409,196	390,528	18,668	45,239	44,944	295	
66 Subunits not included in multiple												
67 units.....operators reporting 1954... 6,352	6,027	325	4,852	4,627	225	1,231	1,144	87	95	92	3	
68 1950... 6,916	6,635	281	5,354	5,170	184	1,267	1,187	80	119	116	3	
69 number 1954... 12,006	11,499	507	8,691	8,349	342	2,452	2,309	143	572	561	11	
70 1950... 14,129	13,642	487	10,631	10,320	311	2,555	2,426	129	640	609	31	
Share tenants.....number 1954... 9,635	9,257	378	6,928	6,673	255	1,957	1,844	113	510	508	2	
66 1950... 8,677	8,386	291	6,353	6,179	174	1,625	1,547	78	509	481	28	
67 Other tenants, not croppers												
68 nor share tenants.....number 1954... 2,371	2,242	129	1,763	1,676	87	495	465	30	62	53	9	
69 1950... 5,452	5,256	196	4,278	4,141	137	930	879	51	131	128	3	
70 Land in subunits not included												
71 in multiple units.....acres 1954... 422,018	410,510	11,508	299,843	292,496	7,347	87,727	83,867	3,860	26,845	26,718	127	
72 1950... 634,586	616,224	18,362	461,472	446,128	13,344	112,030	108,103	3,927	50,329	49,453	876	

TENURE OF OPERATOR: CENSUSES OF 1954 AND 1950

Total, selected areas—Con.			Area 1														
Color and tenure of operator—Con.			Color and tenure of operator														
Tenants			All operators			Full owners			Part owners			Managers			Tenants		
Total	White	Non-white	Total	White	Non-white	Total	White	Non-white	Total	White	Non-white	Total	White	Non-white	Total	White	Non-white
1,625	1,484	141	1,306	1,306	...	1,154	1,154	...	136	136	...	3	3	...	13	13	...
1,441	1,297	144	716	715	1	670	669	1	43	43	3	3	...
4,433	4,092	341	3,010	3,010	...	2,650	2,650	...	325	325	...	6	6	...	29	29	...
3,795	3,465	330	1,599	1,597	2	1,499	1,497	2	94	94	6	6	...
1,607	1,467	140	1,296	1,296	...	1,144	1,144	...	136	136	...	3	3	...	13	13	...
1,395	1,252	143	707	706	1	661	660	1	43	43	3	3	...
2,826	2,625	201	1,714	1,714	...	1,506	1,506	...	189	189	...	3	3	...	16	16	...
2,400	2,213	187	892	891	1	838	837	1	51	51	3	3	...
296,426	278,377	18,049	186,325	186,325	...	159,204	159,204	...	24,438	24,438	...	1,556	1,556	...	1,127	1,127	...
271,547	250,409	21,138	117,651	117,611	40	110,995	110,955	40	5,970	5,970	686	686	...
241,275	226,143	15,132	173,719	173,719	...	148,805	148,805	...	22,341	22,341	...	1,514	1,514	...	1,059	1,059	...
215,926	197,832	18,094	104,369	104,332	37	98,681	98,644	37	5,037	5,037	651	651	...
55,151	52,234	2,917	12,606	12,606	...	10,399	10,399	...	2,097	2,097	...	42	42	...	68	68	...
55,621	52,577	3,044	13,282	13,279	3	12,314	12,311	3	933	933	35	35	...
111,548	105,228	6,320	24,986	24,986	...	20,973	20,973	...	3,737	3,737	...	94	94	...	182	182	...
96,565	89,725	6,840	17,092	17,086	6	16,055	16,049	6	970	970	67	67	...
1,579	1,442	137	1,138	1,138	...	1,002	1,002	...	122	122	...	2	2	...	12	12	...
1,417	1,275	142	698	697	1	617	616	1	38	38	3	3	...
3,611	3,363	248	1,744	1,744	...	1,517	1,517	...	204	204	...	3	3	...	20	20	...
3,219	2,950	269	1,077	1,076	1	1,005	1,004	1	66	66	6	6	...
44,174	41,623	2,551	5,203	5,203	...	4,479	4,479	...	639	639	...	21	21	...	64	64	...
33,603	31,272	2,331	4,628	4,627	1	4,301	4,300	1	299	299	28	28	...
1,066,372	1,006,948	47,424	211,566	211,566	...	180,864	180,864	...	26,657	26,657	...	1,300	1,300	...	2,745	2,745	...
1,038,951	978,096	60,855	173,203	173,183	20	161,280	161,260	20	11,238	11,238	685	685	...
778	715	63	25
846	754	92	26
1,551	1,438	113	27
1,798	1,625	173	28
11,176	10,487	689	29
16,068	14,636	1,432	30
8,263	7,768	495	31
9,143	8,240	903	32
1,477	1,344	133	1,113	1,113	...	981	981	...	120	120	...	2	2	...	10	10	...
1,224	1,097	127	527	526	1	494	493	1	30	30	3	3	...
3,711	3,400	311	1,645	1,645	...	1,436	1,436	...	193	193	...	2	2	...	14	14	...
2,831	2,581	250	791	790	1	739	738	1	49	49	3	3	...
19,919	18,556	1,363	1,536	1,536	...	1,315	1,315	...	205	205	...	2	2	...	14	14	...
13,315	12,263	1,052	957	956	1	893	892	1	62	62	2	2	...
23,731,884	22,332,470	1,399,414	2,754,981	2,754,981	...	2,328,570	2,328,570	...	400,611	400,611	...	2,600	2,600	...	23,200	23,200	...
15,350,299	14,232,088	1,118,211	1,419,449	1,418,241	1,208	1,330,274	1,329,066	1,208	86,081	86,081	3,094	3,094	...	40
284	261	23	41
313	269	44	42
758	705	53	43
821	728	93	44
6,030	5,656	374	45
7,309	6,689	620	46
7,936,832	7,552,852	383,980	47
7,097,697	6,606,774	490,923	48
1,441	1,315	126	1,038	1,038	...	908	908	...	120	120	...	2	2	...	8	8	...
1,298	1,176	122	617	616	1	575	574	1	40	40	2	2	...
4,426	4,082	344	2,021	2,021	...	1,738	1,738	...	263	263	...	7	7	...	13	13	...
4,517	4,138	379	1,341	1,340	1	1,254	1,253	1	82	82	5	5	...
4,724	4,372	352	3,277	3,277	...	2,891	2,891	...	350	350	...	6	6	...	30	30	...
4,098	3,752	346	1,843	1,841	2	1,737	1,735	2	99	99	7	7	...
304,029	285,806	18,223	188,954	188,954	...	160,942	160,942	...	25,324	25,324	...	1,556	1,556	...	1,132	1,132	...
282,302	260,949	21,353	122,703	122,663	40	115,992	115,952	40	6,021	6,021	690	690	...
...	180,096	180,096	...	160,942	160,942	...	19,098	19,098	...	56	56
...	120,265	120,225	40	115,992	115,952	40	4,273	4,273
304,029	285,806	18,223	8,858	8,858	6,226	6,226	...	1,500	1,500	...	1,132	1,132	...
282,302	260,949	21,353	2,438	2,438	1,748	1,748	690	690	...
174	164	10	208	208	...	185	185	...	22	22	1	1	...
176	162	14	166	166	...	160	160	...	5	5	1	1	...
291	280	11	267	267	...	241	241	...	25	25	1	1	...
303	287	16	244	244	...	238	238	...	5	5	1	1	...
240	232	8	186	186	...	168	168	...	17	17	1	1	...
190	179	11	89	89	...	89	89
51	48	3	81	81	...	73	73	...	8	8
113	108	5	155	155	...	149	149	...	5	5	1	1	...
7,603	7,429	174	2,629	2,629	...	1,738	1,738	...	886	886	5	5	...
10,755	10,540	215	5,052	5,052	...	4,997	4,997	...	51	51	4	4	...

MULTIPLE-UNIT OPERATIONS

Economic Area Table 2.—MULTIPLE-UNIT OPERATIONS, BY COLOR AND

Item (For definitions and explanations, see text)		Area 2											
		All operators			Color and tenure of operator								
					Full owners			Part owners			Managers		
		Total	White	Non-white	Total	White	Non-white	Total	White	Non-white	Total	White	Non-white
1	Multiple-unit operations.....number	240	239	1	223	222	1	17	17	
2	1950...	217	217	...	204	204	...	12	12	
3	Subunits in multiple-unit operations.....total number	523	523	2	487	485	2	38	38	
4	1950...	469	469	...	442	442	...	25	25	
5	Home farms.....number	237	236	1	220	219	1	17	17	
6	1950...	212	212	...	199	199	...	12	12	
7	Cropper farms.....number	288	287	1	267	266	1	21	21	
8	1950...	257	257	...	243	243	...	13	13	
9	Land in multiple-unit operations.....total acres	46,615	46,531	84	43,753	43,669	84	2,862	2,862	
10	1950...	40,445	40,445	...	38,026	38,026	...	1,719	1,719	
11	Home farms.....acres	42,342	42,266	76	39,903	39,827	76	2,439	2,439	
12	1950...	34,568	34,568	...	32,386	32,386	...	1,494	1,494	
13	Cropper farms.....acres	4,273	4,265	8	3,850	3,842	8	423	423	
14	1950...	5,877	5,877	...	5,640	5,640	...	225	225	
15	Cropland harvested.....total acres	7,487	7,473	14	6,767	6,753	14	720	720	
16	1949...	7,819	7,819	...	7,141	7,141	...	593	593	
17	Corn harvested for grain.....multiple units reporting	220	219	1	203	202	1	17	17	
18	1949...	200	200	...	188	188	...	11	11	
19	subunits reporting	328	327	1	304	303	1	24	24	
20	1949...	329	329	...	310	310	...	17	17	
21	acres	2,128	2,123	5	1,959	1,954	5	169	169	
22	1949...	2,667	2,667	...	2,425	2,425	...	212	212	
23	bushels	51,197	51,097	100	47,886	47,786	100	3,311	3,311	
24	1949...	84,952	84,952	...	76,032	76,032	...	8,620	8,620	
25	Cotton harvested.....multiple units reporting	5	5	...	5	5	
26	1949...	34	34	...	28	28	...	6	6	
27	subunits reporting	7	7	...	7	7	
28	1949...	51	51	...	44	44	...	7	7	
29	acres	20	20	...	20	20	
30	1949...	205	205	...	173	173	...	32	32	
31	bales	13	13	...	13	13	
32	1949...	137	137	...	112	112	...	25	25	
33	Tobacco harvested.....multiple units reporting	136	135	1	125	124	1	11	11	
34	1949...	94	94	...	87	87	...	7	7	
35	subunits reporting	206	205	1	186	185	1	20	20	
36	1949...	134	134	...	122	122	...	12	12	
37	acres	561	558	3	496	493	3	65	65	
38	1949...	353	353	...	330	330	...	23	23	
39	pounds	548,420	545,420	3,000	490,020	487,020	3,000	58,400	58,400	
40	1949...	348,697	348,697	...	323,697	323,697	...	25,000	25,000	
41	Peanuts harvested for picking or threshing.....multiple units reporting	
42	1949...	1	1	...	1	1	
43	subunits reporting	
44	1949...	1	1	...	1	1	
45	acres	
46	1949...	1	1	...	1	1	
47	pounds	
48	1949...	900	900	...	900	900	
49	Horses and/or mules.....multiple units reporting	159	158	1	147	146	1	12	12	
50	1950...	161	161	...	148	148	...	12	12	
51	number	256	257	2	237	235	2	22	22	
52	1950...	324	324	...	302	302	...	20	20	
53	Landlord-tenant operations containing multiple units:												
54	All subunits including home farm.....number	569	567	2	530	528	2	39	39	
55	1950...	520	520	...	492	492	...	26	26	
56	Land in all subunits including home farm.....acres	47,173	47,089	84	44,284	44,200	84	2,889	2,889	
57	1950...	41,578	41,578	...	39,152	39,152	...	1,726	1,726	
58	Owned by operator of multiple unit.....acres	46,002	45,918	84	44,284	44,200	84	1,718	1,718	
59	1950...	40,425	40,425	...	39,152	39,152	...	1,273	1,273	
60	Rented by operator of multiple unit.....acres	1,171	1,171	1,171	1,171	
61	1950...	1,153	1,153	453	453	
62	Subunits not included in multiple units.....operators reporting	36	36	...	35	35	...	1	1	
63	1950...	33	33	...	32	32	...	1	1	
64	number	44	44	...	43	43	...	1	1	
65	1950...	51	51	...	50	50	...	1	1	
66	Share tenants.....number	28	28	...	28	28	
67	1950...	13	13	...	12	12	...	1	1	
68	Other tenants, not croppers nor share tenants.....number	16	16	...	15	15	...	1	1	
69	1950...	38	38	...	38	38	
70	Land in subunits not included in multiple units.....acres	588	588	...	531	531	...	27	27	
	1950...	1,133	1,133	...	1,126	1,126	...	7	7	

TENURE OF OPERATOR: CENSUSES OF 1954 AND 1950-Continued

Area 2-Continued			Areas 3, B, and C														
Color and tenure of operator-Con.			All operators			Color and tenure of operator											
						Full owners			Part owners			Managers			Tenants		
Tenants			Total	White	Non-white	Total	White	Non-white	Total	White	Non-white	Total	White	Non-white	Total	White	Non-white
Total	White	Non-white															
...	5,854	5,512	342	4,054	3,872	182	1,220	1,133	87	31	31	...	549	476	73
1	1	...	4,885	4,624	261	3,615	3,468	147	827	766	61	26	26	...	417	364	53
...	15,170	14,311	859	10,428	9,977	451	3,228	3,001	227	133	133	...	1,381	1,200	181
2	2	...	12,566	11,970	596	9,204	8,866	338	2,259	2,118	141	99	99	...	1,004	887	117
...	5,618	5,287	331	3,827	3,655	172	1,217	1,130	87	25	26	...	548	476	72
1	1	...	4,566	4,313	253	3,318	3,178	140	812	752	60	24	24	...	412	359	53
...	9,552	9,024	528	6,601	6,322	279	2,011	1,871	140	107	107	...	833	724	109
1	1	...	8,000	7,657	343	5,886	5,688	198	1,447	1,366	81	75	75	...	592	528	64
...	938,866	891,722	47,144	612,422	589,965	22,457	209,689	194,856	14,833	19,683	19,683	...	97,072	87,218	9,854
700	700	...	830,710	795,387	35,323	588,391	569,802	18,589	146,984	138,626	8,358	19,657	19,657	...	75,678	67,302	8,376
...	718,359	680,982	37,377	452,762	436,611	16,151	164,807	152,513	12,294	15,540	15,540	...	85,250	76,318	8,932
688	688	...	567,043	539,171	27,872	383,817	369,836	13,981	103,770	97,358	6,412	14,925	14,925	...	64,531	57,025	7,479
...	220,507	210,740	9,767	159,660	153,354	6,306	44,882	42,343	2,539	4,143	4,143	...	11,822	10,900	922
12	12	...	263,667	256,216	7,451	204,574	199,966	4,608	43,214	41,268	1,946	4,732	4,732	...	11,147	10,250	897
...	232,586	221,272	11,314	146,995	141,422	5,573	59,102	55,565	3,537	3,387	3,387	...	23,102	20,888	2,204
85	85	...	198,211	189,470	8,809	139,623	134,882	4,741	39,434	37,233	2,201	2,101	2,101	...	17,053	15,186	1,867
...	5,522	5,190	332	3,786	3,610	176	1,169	1,085	84	30	30	...	537	465	72
1	1	...	4,665	4,414	251	3,437	3,297	140	795	735	60	25	25	...	408	357	51
...	10,630	10,025	605	7,119	6,797	322	2,374	2,212	162	98	98	...	1,039	918	121
2	2	...	9,525	9,060	465	6,848	6,589	259	1,777	1,664	113	86	86	...	814	721	93
...	64,180	60,319	3,861	40,836	38,934	1,902	15,295	14,125	1,170	764	764	...	7,285	6,496	789
30	30	...	62,166	59,285	2,881	44,290	42,718	1,572	11,616	10,935	681	621	621	...	5,639	5,009	630
...	1,416,228	1,351,855	64,373	937,982	906,488	31,494	324,638	305,998	18,640	17,447	17,447	...	136,161	121,922	14,239
300	300	...	1,893,650	1,814,808	78,842	1,339,861	1,297,569	42,292	369,471	350,825	18,646	15,927	15,927	...	168,391	150,487	17,904
...	325	289	36	188	165	23	100	92	8	8	8	...	29	24	5
...	358	290	68	235	209	26	67	56	11	4	4	...	32	21	11
...	602	539	63	318	278	40	208	192	16	29	29	...	47	40	7
...	627	540	87	424	378	46	145	124	21	6	6	...	52	32	20
...	1,855	1,678	177	933	813	120	703	666	37	81	81	...	138	118	20
...	2,316	2,032	284	1,565	1,395	170	554	500	54	22	22	...	175	115	60
...	1,356	1,196	160	725	605	120	487	465	22	52	52	...	92	74	18
...	1,825	1,584	241	1,176	1,045	131	472	416	56	20	20	...	157	103	54
...	5,727	5,391	336	3,941	3,764	177	1,208	1,121	87	31	31	...	547	475	72
...	4,732	4,472	260	3,476	3,330	146	818	757	61	26	26	...	412	359	53
...	12,472	11,684	788	8,148	7,757	391	2,881	2,662	219	109	109	...	1,334	1,156	178
...	10,114	9,588	526	7,154	6,871	283	1,953	1,820	133	82	82	...	925	815	110
...	57,664	54,442	3,222	36,449	34,898	1,551	14,102	13,168	934	600	600	...	6,513	5,776	737
...	45,412	43,397	2,015	31,917	30,856	1,061	8,883	8,363	520	401	401	...	4,211	3,777	434
...	58,263,718	55,588,634	2,675,084	37,226,905	35,973,262	1,253,643	14,140,554	13,370,785	769,769	568,386	568,386	...	6,327,873	5,676,201	651,672
...	45,101,750	43,289,478	1,812,272	31,564,255	30,636,593	927,662	8,941,246	8,469,312	471,934	374,959	374,959	...	4,221,290	3,808,614	412,676
...	2	2	...	2	2
...
...	3	3	...	3	3
...
...	2	2	...	2	2
...
...	340	340	...	340	340
...
...	5,355	5,033	322	3,649	3,476	173	1,157	1,071	86	31	31	...	518	455	63
1	1	...	4,421	4,181	240	3,242	3,103	139	771	716	55	23	23	...	385	339	46
...	13,913	13,048	865	9,115	8,669	446	3,210	2,962	248	188	188	...	1,400	1,229	171
2	2	...	13,855	13,176	679	9,933	9,534	399	2,624	2,469	155	127	127	...	1,171	1,046	125
...	17,301	16,357	944	12,088	11,574	514	3,545	3,303	242	228	228	...	1,440	1,252	188
2	2	...	14,378	13,909	469	10,766	10,387	379	2,563	2,396	167	183	183	...	1,066	943	123
...	1,029,036	979,389	49,647	681,651	657,246	24,385	224,849	209,519	15,330	24,350	24,350	...	98,206	88,274	9,932
700	700	...	947,602	909,140	38,462	680,351	659,687	20,664	161,748	152,377	9,371	27,559	27,559	...	77,944	69,517	8,427
...	847,259	813,444	33,815	681,631	657,246	24,385	151,595	142,165	9,430	14,033	14,033
...	807,508	780,426	27,082	680,351	659,687	20,664	103,966	97,548	6,418	23,191	23,191
...	181,777	165,945	15,832	73,254	67,354	5,900	10,317	10,317	...	98,206	88,274	9,932
700	700	...	140,094	128,714	11,380	57,782	54,829	2,953	4,368	4,368	...	77,944	69,517	8,427
...	1,281	1,217	64	1,012	969	43	204	190	14	18	18	...	47	40	7
...	1,192	1,144	48	933	908	25	197	180	17	15	15	...	47	41	6
...	2,131	2,046	85	1,660	1,597	63	317	302	15	95	95	...	59	52	7
...	2,012	1,939	73	1,562	1,521	41	304	278	26	84	84	...	62	56	6
...	1,821	1,747	74	1,413	1,358	55	269	255	14	89	89	...	50	45	5
...	1,308	1,254	54	996	968	28	194	173	21	71	71	...	47	42	5
...	310	299	11	247	239	8	48	47	1	6	6	...	9	7	2
...	704	685	19	566	553	13	110	105	5	13	13	...	15	14	1
...	90,170	87,667	2,503	69,209	67,281	1,928	15,160	14,663	497	4,667	4,667	...	1,134	1,056	78
...	116,892	113,753	3,139	91,960	89,885	2,075	14,764	13,751	1,013	7,902					

MULTIPLE-UNIT OPERATIONS

Economic Area Table 2.—MULTIPLE-UNIT OPERATIONS, BY COLOR AND

Item (For definitions and explanations, see text)		Area 4a											
		All operators			Color and tenure of operator								
		Total	White	Non-white	Full owners			Part owners			Managers		
					Total	White	Non-white	Total	White	Non-white	Total	White	Non-white
1	Multiple-unit operations.....number 1954...	646	634	12	509	500	9	119	116	3	6	6	...
2	1950...	386	377	9	313	309	4	57	54	3	3	3	...
3	Subunits in multiple-unit operations.....total number 1954...	1,543	1,519	24	1,188	1,170	18	313	307	6	13	13	...
4	1950...	922	902	20	728	719	9	156	149	7	10	10	...
5	Home farms.....number 1954...	633	621	12	496	487	9	119	116	3	6	6	...
6	1950...	376	367	9	304	300	4	57	54	3	3	3	...
7	Cropper farms.....number 1954...	910	898	12	692	683	9	194	191	3	7	7	...
8	1950...	546	535	11	424	419	5	99	95	4	7	7	...
9	Land in multiple-unit operations....total acres 1954...	129,279	127,983	1,296	93,999	93,049	950	29,977	29,631	346	2,897	2,897	...
10	1950...	96,461	95,244	1,217	71,107	70,671	436	17,229	16,610	619	5,576	5,576	...
11	Home farms.....acres 1954...	112,238	111,065	1,173	79,860	79,005	855	27,487	27,169	318	2,600	2,600	...
12	1950...	83,016	81,989	1,027	59,929	59,540	389	15,296	14,810	486	5,446	5,446	...
13	Cropper farms.....acres 1954...	17,041	16,918	123	14,139	14,044	95	2,490	2,462	28	297	297	...
14	1950...	13,445	13,265	190	11,176	11,131	47	1,933	1,800	133	130	130	...
15	Cropland harvested.....total acres 1954...	31,117	30,751	366	21,411	21,222	189	8,980	8,803	177	325	325	...
16	1949...	22,089	21,794	295	16,365	16,253	112	4,611	4,460	151	705	705	...
17	Corn harvested for grain.....multiple units reporting 1954...	578	567	11	449	441	8	112	109	3	5	5	...
18	1949...	362	354	8	295	292	3	53	50	3	3	3	...
19	subunits reporting 1954...	907	892	15	689	678	11	192	188	4	6	6	...
20	1949...	662	649	13	520	515	5	116	110	6	9	9	...
21	acres 1954...	6,899	6,775	124	4,791	4,728	63	1,905	1,844	61	57	57	...
22	1949...	5,447	5,354	93	4,177	4,135	42	1,028	991	37	88	88	...
23	bushels 1954...	151,271	149,109	2,162	107,414	106,352	1,062	40,137	39,037	1,100	930	930	...
24	1949...	163,503	160,643	2,860	125,961	124,726	1,235	32,157	30,807	1,350	1,680	1,680	...
25	Cotton harvested.....multiple units reporting 1954...	148	145	3	108	107	1	36	34	2	1	1	...
26	1949...	133	129	4	102	100	2	25	23	2	2	2	...
27	subunits reporting 1954...	248	242	6	181	179	2	61	57	4	1	1	...
28	1949...	242	235	7	175	171	4	58	55	3	3	3	...
29	acres 1954...	2,422	2,406	16	1,407	1,403	4	980	968	12	1	1	...
30	1949...	1,855	1,828	27	1,293	1,279	14	462	449	13	63	63	...
31	bales 1954...	1,555	1,545	10	899	897	2	630	622	8	1	1	...
32	1949...	1,326	1,307	19	917	909	8	352	341	11	23	23	...
33	Tobacco harvested.....multiple units reporting 1954...	483	474	9	366	360	6	104	101	3	3	3	...
34	1949...	281	275	6	221	219	2	47	45	2	2	2	...
35	subunits reporting 1954...	796	783	13	557	548	9	213	209	4	5	5	...
36	1949...	447	438	9	337	334	3	90	86	4	4	4	...
37	acres 1954...	3,115	3,075	40	2,127	2,097	30	886	876	10	18	18	...
38	1949...	1,855	1,829	26	1,405	1,396	9	346	340	6	18	18	...
39	pounds 1954...	3,063,855	3,030,821	33,034	2,093,362	2,069,140	24,222	875,293	866,481	8,812	16,800	16,800	...
40	1949...	1,692,066	1,668,818	23,248	1,297,082	1,290,282	6,800	313,336	306,336	7,000	11,500	11,500	...
41	Peanuts harvested for picking or threshing.....multiple units reporting 1954...
42	1949...
43	subunits reporting 1954...
44	1949...
45	acres 1954...
46	1949...
47	pounds 1954...
48	1949...
49	Horses and/or mules....multiple units reporting 1954...	487	479	8	370	365	5	99	96	3	6	6	...
50	1950...	338	329	9	268	264	4	56	53	3	3	3	...
51	number 1954...	1,029	1,014	15	772	763	9	214	208	6	16	16	...
52	1950...	956	932	24	740	726	14	178	171	7	12	12	...
53	Landlord-tenant operations containing multiple units:												
54	All subunits including home farm.....number 1954...	1,729	1,702	27	1,343	1,322	21	338	332	6	18	18	...
55	1950...	1,089	1,069	20	869	860	9	174	167	7	18	18	...
56	Land in all subunits including home farm.....acres 1954...	134,944	133,630	1,314	98,652	97,684	968	30,560	30,214	346	3,320	3,320	...
57	1950...	106,524	105,307	1,217	80,293	79,857	436	17,882	17,263	619	5,800	5,800	...
58	Owned by operator of multiple unit.....acres 1954...	123,702	122,471	1,231	98,652	97,684	968	22,175	21,912	263	2,875	2,875	...
59	1950...	100,700	99,873	827	80,293	79,857	436	14,607	14,216	391	5,800	5,800	...
60	Rented by operator of multiple unit.....acres 1954...	11,242	11,159	83	8,385	8,302	83	445	445	...
61	1950...	5,824	5,434	390	3,275	3,047	228
62	Subunits not included in multiple units.....operators reporting 1954...	130	128	2	107	105	2	20	20	...	2	2	...
63	1950...	98	98	...	82	82	...	15	15	...	1	1	...
64	number 1954...	186	183	3	155	152	3	25	25	...	5	5	...
65	1950...	167	167	...	141	141	...	18	18	...	8	8	...
66	Share tenants.....number 1954...	140	137	3	116	113	3	18	18	...	5	5	...
67	1950...	77	77	...	59	59	...	11	11	...	7	7	...
68	Other tenants, not croppers nor share tenants.....number 1954...	46	46	...	39	39	...	7	7
69	1950...	90	90	...	82	82	...	7	7	...	1	1	...
70	Land in subunits not included in multiple units.....acres 1954...	5,665	5,647	18	4,653	4,635	18	583	583	...	423	423	...
	1950...	10,063	10,063	...	9,186	9,186	...	653	653	...	224	224	...

TENURE OF OPERATOR: CENSUSES OF 1954 AND 1950—Continued

Area 4a—Continued			Area 4b															
Color and tenure of operator—Con.			Color and tenure of operator															
Tenants			All operators			Full owners			Part owners			Managers			Tenants			
Total	White	Non-white	Total	White	Non-white	Total	White	Non-white	Total	White	Non-white	Total	White	Non-white	Total	White	Non-white	
12	12	...	645	635	10	447	441	6	172	170	2	4	3	1	22	21	1	1
13	11	2	695	685	10	481	478	3	188	185	3	3	2	1	23	20	3	2
29	29	...	1,507	1,485	22	1,006	993	13	437	432	5	11	9	2	53	51	2	3
28	24	4	1,618	1,599	19	1,097	1,092	5	465	459	6	7	5	2	49	43	6	4
12	12	...	636	626	10	439	433	6	171	169	2	4	3	1	22	21	1	5
12	10	2	684	674	10	471	468	3	188	185	3	3	2	1	22	19	3	6
17	17	...	871	859	12	567	560	7	266	263	3	7	6	1	31	30	1	7
16	14	2	934	925	9	626	624	2	277	274	3	4	3	1	27	24	3	8
2,406	2,406	...	125,813	124,498	1,315	76,117	75,537	580	41,778	41,601	177	3,055	2,678	377	4,863	4,682	181	9
2,549	2,387	162	133,073	131,522	1,551	82,735	82,532	203	44,410	43,980	430	440	254	186	5,488	4,756	732	10
2,291	2,291	...	106,660	105,447	1,213	63,032	62,521	511	36,490	36,331	159	2,810	2,440	370	4,328	4,155	173	11
2,345	2,193	152	106,825	105,475	1,350	63,767	63,631	136	37,962	37,576	386	338	167	171	4,758	4,101	657	12
115	115	...	19,153	19,051	102	13,085	13,016	69	5,288	5,270	18	245	238	7	535	527	8	13
204	194	10	26,248	26,047	201	18,968	18,901	67	6,448	6,404	44	102	87	15	730	655	75	14
401	401	...	47,296	46,883	413	26,726	26,583	143	18,252	18,173	79	530	430	100	1,788	1,697	91	15
408	376	32	49,782	49,366	416	29,136	29,086	50	18,374	18,265	109	240	155	85	2,032	1,860	172	16
12	12	...	550	543	7	372	367	5	155	154	1	3	3	...	20	19	1	17
11	9	2	599	593	6	403	402	1	174	172	2	2	2	...	20	17	3	18
20	20	...	824	813	11	542	534	8	247	245	2	8	8	...	27	26	1	19
17	15	2	932	922	10	614	613	1	287	283	4	2	2	...	29	24	5	20
146	146	...	6,577	6,517	60	3,827	3,792	35	2,362	2,350	12	86	86	...	302	289	13	21
154	140	14	8,831	8,776	55	5,494	5,489	5	3,022	2,999	23	20	20	...	295	268	27	22
2,790	2,790	...	150,372	149,816	556	86,797	86,557	240	56,483	56,267	216	1,695	1,695	...	5,397	5,297	100	23
3,505	3,230	275	238,671	237,481	1,190	144,344	144,224	120	85,712	85,097	615	250	250	...	8,365	7,910	455	24
3	3	...	523	514	9	336	331	5	161	159	2	4	3	1	22	21	1	25
4	4	...	571	562	9	374	372	2	175	172	3	3	2	1	19	16	3	26
5	5	...	868	852	16	512	503	9	311	308	3	9	7	2	36	34	2	27
6	6	...	990	974	16	618	614	4	335	330	5	4	3	1	33	27	6	28
34	34	...	7,283	7,183	100	3,898	3,860	38	2,895	2,879	16	75	61	14	415	383	32	29
37	37	...	8,670	8,529	141	5,141	5,125	16	3,124	3,096	28	50	45	5	355	263	92	30
25	25	...	4,976	4,922	54	2,650	2,622	28	2,055	2,046	9	38	31	7	233	217	16	31
34	34	...	7,321	7,216	105	4,164	4,152	12	2,860	2,845	15	46	43	3	251	176	75	32
10	10	...	109	106	3	68	66	2	38	37	1	3	3	...	33
11	9	2	75	74	1	53	52	1	22	22	1	34
21	21	...	144	141	3	91	89	2	50	49	1	3	3	...	35
16	14	2	107	106	1	74	73	1	33	33	36
84	84	...	390	385	5	235	232	3	148	146	2	7	7	...	37
86	75	11	288	287	1	192	191	1	96	96	38
78,400	78,400	...	373,079	370,351	2,728	225,351	223,551	1,800	141,128	140,200	928	6,600	6,600	...	39
70,148	60,700	9,448	270,544	268,944	1,600	176,044	174,444	1,600	94,500	94,500	40
...	1	1	1	1	...	41
...	4	4	...	3	3	...	1	1	42
...	1	1	1	1	...	43
...	8	8	...	7	7	...	1	1	44
...	1	1	1	1	...	45
...	4	4	...	3	3	...	1	1	46
...	210	210	210	210	...	47
...	2,940	2,940	...	2,100	2,100	...	840	840	48
12	12	...	431	422	9	287	281	6	125	124	1	4	3	1	15	14	1	49
11	9	2	560	553	7	376	374	2	164	162	2	1	1	...	16	16	3	50
27	27	...	886	872	14	561	550	11	289	288	1	7	6	1	29	28	1	51
26	23	3	1,484	1,469	15	941	937	4	490	485	5	2	2	...	51	45	6	52
30	30	...	1,716	1,690	26	1,180	1,163	17	466	461	5	15	13	2	55	53	2	53
28	24	4	1,854	1,833	21	1,288	1,282	6	504	498	6	12	10	2	50	43	7	54
2,412	2,412	...	132,863	131,461	1,402	80,848	80,181	667	42,606	42,429	177	4,529	4,152	377	4,880	4,699	181	55
2,549	2,387	162	142,506	140,939	1,567	89,379	89,167	212	46,807	46,377	430	825	639	186	5,495	4,756	739	56
...	112,130	111,069	1,061	80,848	80,181	667	26,753	26,736	17	4,529	4,152	377	57
...	119,115	118,492	623	89,379	89,167	212	29,736	29,325	411	58
2,412	2,412	...	20,733	20,392	341	15,853	15,693	160	4,880	4,699	181	59
2,549	2,387	162	23,391	22,447	944	17,071	17,052	19	825	639	186	5,495	4,756	739	60
1	1	...	143	140	3	123	120	3	18	18	...	1	1	...	1	1	...	61
...	162	160	2	133	132	1	27	27	...	1	1	...	1	62
1	1	...	209	205	4	174	170	4	29	29	...	4	4	...	2	2	...	63
...	236	234	2	191	190	1	39	39	...	5	5	...	1	...	1	64
1	1	...	153	149	4	126	122	4	25	25	2	2	...	65
...	103	103	...	84	84	...	19	19	66
...	56	56	...	48	48	...	4	4	...	4	4	67
...	133	131	2	107	106	1	20	20	...	5	5	...	1	...	1	68
6	6	...	7,060	6,963	87	4,731	4,644	87	828	828	...	1,474	1,474	...	17	17	...	69
...	9,433	9,417	16	6,644	6,635	9	2,397	2,397	...	385	385	...	7	...	7	70

MULTIPLE-UNIT OPERATIONS

Economic Area Table 2.—MULTIPLE-UNIT OPERATIONS, BY COLOR AND

Item (For definitions and explanations, see text)	Areas 5 and D											
	All operators			Color and tenure of operator								
				Full owners			Part owners			Managers		
	Total	White	Non-white	Total	White	Non-white	Total	White	Non-white	Total	White	Non-white
1 Multiple-unit operations.....number 1954...	1,903	1,841	62	1,284	1,245	39	531	510	21	15	15	...
2 1950...	2,327	2,269	58	1,773	1,735	38	442	429	13	17	16	1
3 Subunits in multiple-unit												
4 operations.....total number 1954...	5,129	4,963	166	3,305	3,205	100	1,550	1,489	61	87	87	...
5 1950...	6,312	6,168	144	4,667	4,585	82	1,335	1,295	40	76	70	6
6 Home farms.....number 1954...	1,855	1,798	57	1,237	1,203	34	530	509	21	15	15	...
7 1950...	2,203	2,149	54	1,652	1,618	34	441	428	13	17	16	1
8 Cropper farms.....number 1954...	3,274	3,165	109	2,068	2,002	66	1,020	980	40	72	72	...
9 1950...	4,109	4,019	90	3,015	2,967	48	894	867	27	59	54	5
10 Land in multiple-unit operations....total acres 1954...	374,945	366,683	8,262	212,484	207,803	4,681	131,928	128,570	3,358	16,701	16,701	...
11 1950...	424,591	416,655	7,936	295,477	291,962	3,515	97,774	94,718	3,056	11,344	10,904	440
12 Home farms.....acres 1954...	296,283	290,096	6,187	160,004	156,688	3,316	109,307	106,570	2,737	15,220	15,220	...
13 1950...	309,236	303,278	5,958	208,957	206,518	2,439	75,234	72,769	2,465	8,199	7,881	318
14 Cropper farms.....acres 1954...	78,662	76,587	2,075	52,480	51,115	1,365	22,621	22,000	621	1,481	1,481	...
15 1950...	115,355	113,377	1,978	86,520	85,444	1,076	22,540	21,949	591	3,145	3,023	122
16 Cropland harvested.....total acres 1954...	139,962	136,592	3,370	74,525	72,742	1,783	56,607	55,085	1,522	3,261	3,261	...
17 1949...	174,227	170,417	3,810	117,652	115,986	1,666	45,473	44,009	1,464	3,502	3,338	164
18 Corn harvested for												
19 grain.....multiple units reporting 1954...	1,442	1,388	54	961	928	33	413	393	20	13	13	...
20 1949...	2,202	2,145	57	1,668	1,631	37	426	413	13	17	16	1
21 subunits reporting 1954...	2,675	2,572	103	1,695	1,629	66	820	786	34	63	63	...
22 1949...	4,707	4,589	118	3,455	3,393	62	1,023	987	36	50	44	6
23 acres 1954...	19,073	18,460	613	11,625	11,224	401	6,207	6,011	196	517	517	...
24 1949...	37,699	36,777	922	26,020	25,654	366	9,539	9,162	377	564	517	47
25 bushels 1954...	238,102	232,244	5,858	139,328	135,543	3,785	83,148	81,155	993	8,061	8,061	...
26 1949...	939,289	921,030	18,259	646,693	639,323	7,370	239,057	231,180	7,877	14,847	14,235	612
27 Cotton harvested.....multiple units reporting 1954...	1,773	1,713	60	1,173	1,136	37	515	494	21	15	15	...
28 1949...	2,222	2,164	58	1,663	1,645	38	433	420	13	17	16	1
29 subunits reporting 1954...	3,651	3,517	134	2,183	2,106	77	1,239	1,186	53	75	75	...
30 1949...	5,034	4,906	128	3,638	3,567	71	1,128	1,092	36	70	64	6
31 acres 1954...	42,979	41,585	1,394	24,116	23,406	710	16,156	15,498	658	963	963	...
32 1949...	73,231	71,598	1,643	50,384	49,621	763	18,202	17,642	560	1,345	1,274	71
33 bales 1954...	24,256	23,566	690	15,306	12,939	367	9,481	9,172	309	469	469	...
34 1949...	48,886	47,810	1,076	35,579	35,120	459	12,379	12,012	367	859	811	48
35 Tobacco harvested.....multiple units reporting 1954...	53	45	8	22	20	2	26	20	6	2	2	...
36 1949...	49	47	2	37	35	2	7	7	...	2	2	...
37 subunits reporting 1954...	70	59	11	29	27	2	36	27	9	2	2	...
38 1949...	61	59	2	46	44	2	7	7	...	5	5	...
39 acres 1954...	234	213	21	75	70	5	159	123	16	6	6	...
40 1949...	156	151	5	117	112	5	15	15	...	12	12	...
41 pounds 1954...	194,916	181,416	13,500	64,856	61,856	3,000	113,560	103,060	10,500	5,800	5,800	...
42 1949...	151,325	146,625	4,700	107,125	102,425	4,700	17,700	17,700	...	10,800	10,800	...
43 Peanuts harvested for picking or												
44 threshing.....multiple units reporting 1954...	10	9	1	8	7	1	1	1
45 1949...	6	6	...	6	6
46 subunits reporting 1954...	15	12	3	12	9	3	2	2
47 1949...	8	8	...	8	8
48 acres 1954...	18	15	3	16	13	3	1	1
49 1949...	7	7	...	7	7
50 pounds 1954...	6,345	5,905	440	5,753	5,313	440	222	222
51 1949...	4,322	4,322	...	4,322	4,322
52 Horses and/or mules.....multiple units reporting 1954...	1,365	1,313	52	900	868	32	405	387	18	9	9	...
53 1950...	1,902	1,850	52	1,433	1,400	33	371	359	12	15	14	1
54 number 1954...	3,693	3,561	132	2,272	2,195	77	1,242	1,194	48	60	60	...
55 1950...	5,922	5,764	158	4,271	4,194	77	1,307	1,257	50	92	84	8
56 Landlord-tenant operations containing multiple units:												
57 All subunits including home farm.....number 1954...	5,885	5,688	197	3,848	3,733	115	1,731	1,654	77	102	102	...
58 1950...	7,315	7,156	159	5,468	5,375	93	1,493	1,451	42	99	91	8
59 Land in all subunits including												
60 home farm.....acres 1954...	400,023	391,138	8,885	251,625	226,591	5,034	136,870	133,242	3,628	17,408	17,408	...
61 1950...	465,312	456,893	8,419	326,758	322,968	3,790	104,952	101,764	3,188	13,239	12,723	516
62 Owned by operator of multiple unit.....acres 1954...	337,965	330,086	7,879	231,625	226,591	5,034	92,041	89,196	2,845	14,299	14,299	...
63 1950...	406,242	400,796	5,446	326,758	322,968	3,790	67,663	66,523	1,140	11,821	11,305	516
64 Rented by operator of multiple												
65 unit.....acres 1954...	62,059	61,052	1,006	44,829	44,046	783	3,109	3,109	...
66 1950...	59,070	56,097	2,973	37,289	35,241	2,048	1,418	1,418	...
67 Subunits not included in multiple												
68 units.....operators reporting 1954...	456	439	17	322	315	7	115	105	10	4	4	...
69 1950...	566	552	14	441	430	11	103	101	2	9	8	1
70 number 1954...	756	725	31	543	528	15	181	165	16	15	15	...
Share tenants.....number 1954...	1,003	988	15	801	790	11	158	156	2	23	21	2
1950...	511	493	18	363	356	7	120	109	11	13	13	...
Other tenants, not croppers												
nor share tenants.....number 1954...	245	232	13	180	172	8	61	56	5	2	2	...
1950...	445	436	9	376	370	6	53	52	1	8	6	2
Land in subunits not included												
in multiple units.....acres 1954...	25,078	24,455	623	19,141	18,788	353	4,942	4,672	270	707	707	...
1950...	40,721	40,238	483	31,281	31,006	275	7,178	7,046	132	1,895	1,819	76

NORTH CAROLINA

TENURE OF OPERATOR: CENSUSES OF 1954 AND 1950—Continued

Areas 5 and D—Continued			Areas 6 and E															
Color and tenure of operator—Con.			Color and tenure of operator															
Tenants			All operators			Full owners			Part owners			Managers			Tenants			
Total	White	Non-white	Total	White	Non-white	Total	White	Non-white	Total	White	Non-white	Total	White	Non-white	Total	White	Non-white	
73	71	2	3,685	3,376	309	2,569	2,383	206	887	801	86	9	8	1	200	164	16	1
95	89	6	3,497	3,247	250	2,650	2,484	166	679	607	72	9	9	...	159	147	12	2
187	182	5	9,535	8,832	703	6,616	6,155	461	2,386	2,181	205	52	49	3	481	447	34	3
234	218	16	9,189	8,611	578	6,918	6,536	382	1,870	1,699	171	36	36	...	365	340	25	4
73	71	2	3,549	3,241	308	2,460	2,255	205	884	798	86	7	6	1	198	182	16	5
93	87	6	3,236	3,005	231	2,403	2,255	148	667	596	71	7	7	...	159	147	12	6
114	111	3	5,986	5,591	395	4,156	3,900	256	1,502	1,383	119	45	43	2	283	265	18	7
141	131	10	5,953	5,606	347	4,515	4,281	234	1,203	1,103	100	29	29	...	206	193	13	8
13,832	13,609	223	627,546	594,274	33,272	433,622	413,035	20,587	155,672	144,403	11,269	10,369	10,098	271	27,883	26,738	1,145	9
19,996	19,071	925	633,660	602,764	30,896	461,257	442,827	18,430	143,086	132,929	10,157	5,939	5,939	...	23,378	21,069	2,309	10
11,752	11,618	134	493,476	466,165	27,311	337,962	321,193	16,769	123,463	114,030	9,433	7,890	7,808	82	24,161	23,134	1,027	11
16,846	16,110	736	467,822	445,255	22,567	333,810	320,921	12,889	109,793	102,288	7,505	4,586	4,586	...	19,633	17,460	2,173	12
2,080	1,991	89	134,070	128,109	5,961	95,660	91,842	3,818	32,209	30,373	1,836	2,479	2,290	189	3,722	3,604	118	13
3,150	2,961	189	165,838	157,509	8,329	127,447	121,906	5,541	33,293	30,641	2,652	1,353	1,353	...	3,745	3,609	136	14
5,569	5,504	65	177,875	167,664	10,211	116,732	110,498	6,234	50,602	47,198	3,404	1,543	1,470	73	8,998	8,498	500	15
7,600	7,084	516	185,190	175,702	9,488	135,562	129,367	6,195	41,173	38,299	2,874	1,037	1,037	...	7,418	6,999	419	16
55	54	1	3,514	3,218	296	2,451	2,257	194	861	776	85	9	8	1	193	177	16	17
91	85	6	3,417	3,176	241	2,585	2,423	162	664	597	67	9	9	...	159	147	12	18
97	94	3	7,024	6,504	520	4,769	4,434	335	1,845	1,684	161	44	41	3	366	345	21	19
179	165	14	7,424	6,962	462	5,573	5,270	303	1,506	1,366	140	29	29	...	316	297	19	20
724	708	16	63,081	59,453	3,628	42,833	40,496	2,337	16,684	15,595	1,089	372	351	21	3,192	3,011	181	21
1,576	1,444	132	59,992	56,992	3,000	44,560	42,634	1,926	12,723	11,798	925	377	377	...	2,352	2,183	149	22
7,565	7,485	80	1,031,735	980,504	51,231	703,357	667,895	35,462	265,969	253,101	12,868	6,616	6,170	446	55,793	53,338	2,455	23
38,692	36,292	2,400	1,827,456	1,745,243	82,213	1,357,228	1,304,325	52,903	382,317	357,537	24,780	16,450	16,450	...	71,461	66,931	4,530	24
70	68	2	2,522	2,284	238	1,711	1,540	171	674	602	72	7	6	1	130	116	14	25
89	83	6	2,598	2,315	283	1,711	1,587	124	553	490	63	6	6	...	125	115	10	26
154	150	4	4,289	3,886	403	2,818	2,559	259	1,228	1,106	122	22	19	3	221	203	19	27
198	183	15	5,484	5,084	400	4,074	3,805	269	1,171	1,056	115	22	22	...	217	201	16	28
1,744	1,718	26	22,683	20,982	1,701	14,783	13,752	1,031	6,648	6,074	574	123	110	13	1,129	1,046	83	29
3,300	3,051	249	37,369	34,913	2,456	26,978	25,425	1,553	8,823	8,012	811	182	182	...	1,386	1,294	92	30
1,000	986	14	16,310	15,329	981	10,711	10,104	607	4,711	4,382	329	60	55	5	868	788	40	31
2,069	1,867	202	20,648	19,215	1,433	14,826	13,864	962	4,927	4,507	420	97	97	...	798	747	51	32
3	3	...	3,566	3,272	294	2,487	2,293	194	870	787	83	9	8	1	200	184	16	33
3	3	...	3,359	3,119	240	2,528	2,368	160	664	595	69	9	9	...	158	147	11	34
3	3	...	7,182	6,643	539	4,710	4,382	328	2,009	1,834	175	42	39	3	421	388	33	35
3	3	...	6,844	6,401	443	5,056	4,767	289	1,458	1,322	136	28	28	...	302	284	18	36
14	14	...	33,143	31,141	2,002	21,167	20,025	1,142	9,642	8,940	702	274	255	19	2,060	1,921	139	37
12	12	...	28,650	27,135	1,515	20,968	19,993	975	6,169	5,709	460	108	108	...	1,405	1,325	80	38
10,700	10,700	...	36,004,707	34,142,435	1,862,272	23,099,184	22,014,736	1,084,448	10,412,907	9,780,183	632,724	315,380	300,550	14,800	2,177,266	2,046,966	130,300	39
15,700	15,700	...	30,648,606	29,217,154	1,431,452	22,500,328	21,581,811	918,517	6,516,868	6,087,706	429,162	111,510	111,510	...	1,519,900	1,436,127	83,773	40
1	1	...	57	48	9	37	30	7	20	18	2	41
...	29	27	2	22	20	2	6	6	1	...	1	42
1	1	...	80	67	13	51	40	11	29	27	2	1	...	1	43
...	46	44	2	34	32	2	11	11	44
1	1	...	228	199	29	143	121	22	85	78	7	45
...	216	208	8	145	137	8	69	69	2	...	2	46
370	370	...	202,518	174,718	27,800	142,320	117,620	24,700	60,196	57,098	3,100	47
...	174,689	161,889	12,800	110,089	97,289	12,800	64,000	64,000	600	48
51	49	2	3,232	2,939	293	2,261	2,069	192	785	701	84	9	8	1	177	161	16	49
83	77	6	3,128	2,911	217	2,350	2,209	141	627	560	67	8	8	...	143	134	9	50
119	112	7	8,498	7,828	670	5,730	5,313	417	2,247	2,039	208	82	76	6	439	400	39	51
252	229	23	10,033	9,413	620	7,445	7,034	411	2,150	1,963	187	50	50	...	388	366	22	52
204	199	5	12,013	11,192	821	8,519	7,976	543	2,874	2,635	239	93	89	4	527	492	35	53
255	239	16	12,087	11,390	697	9,214	8,754	460	2,413	2,205	208	76	76	...	384	355	29	54
14,120	13,897	223	697,299	662,439	34,860	486,822	465,088	21,734	169,835	158,197	11,638	12,141	11,800	341	28,501	27,354	1,147	55
20,363	19,436	925	739,154	704,819	34,335	544,690	523,482	21,208	162,666	151,883	10,783	7,785	7,785	...	24,013	21,669	2,344	56
...	614,589	584,731	29,858	486,822	465,088	21,734	117,767	109,643	8,124	10,000	10,000	57
...	661,696	633,133	28,563	544,690	523,482	21,208	109,742	102,387	7,355	7,264	7,264	58
14,120	13,897	223	82,710	77,708	5,002	52,068	48,554	3,514	2,141	1,800	341	28,501	27,354	1,147	59
20,363	19,436	925	77,458	71,686	5,772	52,924	49,496	3,428	521	521	...	24,013	21,669	2,344	60
15	15	...	1,226	1,150	76	944	889	55	250	231	19	7	6	1	25	24	1	61
13	13	...	1,245	1,176	69	974	929	45	251	230	21	6	6	...	14	11	3	62
17	17	...	2,478	2,360	118	1,903	1,821	82	488	454	34	41	40	1	46	45	1	63
21	21	...	2,898	2,779	119	2,298	2,218	78	543	506	37	40	40	...	19	15	4	64
15	15	...	2,023	1,938	85	1,535	1,479	56	421	393	28	35	34	1	32	32	...	65
13	13	...	1,942	1,880	62	1,529	1,490	39	365	343	22	40	40	...	8	7	...	66
2	2	...	455	422	33	368	342	26	67	61	6	6	6	...	14	13	1	67
8	8	...	956	899	57	767	728	39	178	163	15	11	8	...	68
288	288	...	69,753	68,165	1,588	53,200	52,053	1,147	14,163	13,794	369	1,772	1,702	70	618	616	2	69
367	367	...	105,494	102,055	3,439	83,433	80,655	2,778	19,580	18,954	626	1,846	1,846	...	635	600	35	70

MULTIPLE-UNIT OPERATIONS

Economic Area Table 2.—MULTIPLE-UNIT OPERATIONS, BY COLOR AND

Table with columns: Item (For definitions and explanations, see text), Area 7, All operators (Total, White, Non-white), Color and tenure of operator (Full owners: Total, White, Non-white; Part owners: Total, White, Non-white; Managers: Total, White, Non-white). Rows include Multiple-unit operations, Subunits in multiple-unit operations, Home farms, Cropper farms, Land in multiple-unit operations, Corn harvested for grain, Cotton harvested, Tobacco harvested, Peanuts harvested for picking or threshing, Horses and/or mules, and Landlord-tenant operations.

TENURE OF OPERATOR: CENSUSES OF 1954 AND 1950—Continued

Area 7—Continued			Area 8																	
Color and tenure of operator—Con.			All operators			Color and tenure of operator														
Tenants						Full owners			Part owners			Managers			Tenants					
Total	White	Non-white	Total	White	Non-white	Total	White	Non-white	Total	White	Non-white	Total	White	Non-white	Total	White	Non-white			
155	140	15	5,111	4,895	216	3,702	3,561	141	879	833	46	71	71	...	459	430	29			
158	139	19	5,498	5,265	233	4,094	3,943	151	857	815	42	125	125	...	422	382	40			
489	451	38	18,342	17,604	538	12,844	12,491	353	3,490	3,375	115	585	585	...	1,423	1,353	70			
463	422	41	20,839	20,209	630	14,830	14,425	405	3,654	3,530	124	1,101	1,101	...	1,254	1,153	101			
152	137	15	4,233	4,028	205	2,859	2,729	130	859	813	46	67	67	...	448	419	29			
145	127	18	4,324	4,112	212	3,030	2,899	131	789	748	41	100	100	...	405	365	40			
337	314	23	14,109	13,776	333	9,985	9,762	223	2,631	2,562	69	518	518	...	975	934	41			
318	295	23	16,515	16,097	418	11,800	11,526	274	2,866	2,782	83	1,001	1,001	...	849	788	61			
42,238	40,027	2,211	1,022,313	999,009	23,304	670,822	656,405	14,417	215,302	210,426	4,866	59,751	59,751	...	76,438	72,417	4,021			
46,060	44,161	1,899	1,171,532	1,145,178	26,354	793,174	777,231	15,943	218,758	213,421	5,337	91,286	91,286	...	68,314	63,240	5,074			
32,507	31,106	1,401	587,514	571,750	15,764	351,185	341,996	9,189	138,422	134,988	3,434	43,732	43,732	...	54,175	51,034	3,141			
35,722	34,301	1,421	615,922	598,737	17,185	399,982	390,023	9,959	125,357	122,174	3,183	42,655	42,655	...	47,928	43,885	4,043			
9,731	8,921	810	434,799	427,259	7,540	319,637	314,409	5,228	76,860	75,448	1,412	16,019	16,019	...	22,263	21,363	880			
10,338	9,860	478	555,610	546,441	9,169	393,192	387,208	5,984	93,401	91,247	2,154	48,631	48,631	...	20,386	19,355	1,031			
18,228	17,147	1,081	448,385	438,055	10,330	296,939	291,115	5,824	92,187	89,753	2,434	19,351	19,351	...	39,908	37,636	2,272			
16,664	15,696	968	505,375	493,142	12,233	342,453	335,278	7,175	95,718	93,019	2,699	34,255	34,255	...	32,949	30,590	2,359			
151	137	14	5,076	4,864	212	3,674	3,536	138	875	829	46	70	70	...	457	429	28			
158	139	19	5,445	5,213	232	4,046	3,896	150	853	811	42	125	125	...	421	381	40			
425	393	32	15,785	15,346	439	10,853	10,579	274	3,095	2,991	104	532	532	...	1,305	1,244	61			
402	366	36	18,217	17,691	526	12,782	12,447	335	3,328	3,220	108	577	577	...	1,130	1,047	83			
7,001	6,585	416	220,017	215,335	4,682	148,243	145,679	2,564	42,760	41,686	1,074	8,612	8,612	...	20,402	19,358	1,044			
5,407	5,135	272	224,617	219,380	5,237	157,565	154,419	3,146	39,935	38,801	1,134	13,105	13,105	...	14,012	13,055	957			
228,713	219,218	9,495	5,206,406	5,116,960	89,446	3,439,293	3,390,669	48,624	1,053,691	1,032,899	20,792	205,282	205,282	...	508,140	488,110	20,030			
186,028	179,833	8,195	7,004,411	6,861,422	142,989	4,860,420	4,771,504	88,916	1,276,895	1,246,687	30,208	407,535	407,535	...	459,561	435,696	23,865			
124	112	12	3,672	3,488	184	2,631	2,513	118	660	618	42	59	59	...	322	298	24			
133	115	18	4,482	4,275	207	3,277	3,147	130	742	703	39	117	117	...	346	308	38			
282	255	27	8,830	8,503	327	6,036	5,835	201	1,822	1,741	81	324	324	...	648	603	45			
291	258	33	13,015	12,593	422	8,948	8,688	260	2,479	2,388	91	803	803	...	785	714	71			
2,133	1,927	206	43,646	42,194	1,452	28,587	27,743	844	9,821	9,439	382	1,960	1,960	...	3,278	3,052	226			
2,805	2,522	283	77,299	75,007	2,292	49,714	48,345	1,369	16,476	15,980	496	6,270	6,270	...	4,839	4,412	427			
1,731	1,601	130	35,420	34,393	1,027	23,079	22,505	574	8,017	7,748	269	1,645	1,645	...	2,679	2,495	184			
1,604	1,457	147	47,835	46,480	1,355	30,561	29,760	801	10,201	9,923	278	4,004	4,004	...	3,069	2,793	276			
117	106	11	5,075	4,862	213	3,668	3,529	139	878	833	45	71	71	...	458	429	29			
99	84	15	5,444	5,215	229	4,049	3,901	148	855	813	42	122	122	...	418	379	39			
299	276	23	15,804	15,352	452	10,812	10,527	285	3,129	3,028	101	534	534	...	1,329	1,263	66			
209	184	25	17,813	17,286	527	12,623	12,290	333	3,136	3,027	109	940	940	...	1,114	1,029	85			
1,242	1,174	68	93,567	91,507	2,060	63,711	62,531	1,180	18,295	17,792	503	3,053	3,053	...	8,508	8,131	377			
757	685	72	92,791	90,627	2,164	66,054	64,796	1,258	16,269	15,775	494	4,696	4,696	...	5,772	5,358	414			
1,837,993	1,738,682	99,311	125,621,288	123,108,511	2,511,757	85,500,221	84,126,914	1,373,307	24,701,405	24,034,376	666,669	4,031,093	4,031,093	...	11,388,909	10,917,128	471,781			
698,823	624,293	74,530	115,296,575	112,837,916	2,458,629	61,704,757	60,304,653	1,400,104	20,493,801	19,932,260	561,541	5,695,573	5,695,573	...	7,402,444	6,905,460	496,984			
151	136	15	1,039	990	49	687	657	30	199	187	12	34	34	...	119	112	7			
154	135	19	1,264	1,178	86	830	785	45	226	210	16	59	59	...	149	124	25			
406	373	33	3,241	3,143	98	1,976	1,917	59	685	665	20	244	244	...	336	317	19			
388	349	39	4,219	4,049	170	2,404	2,318	86	868	858	30	507	507	...	420	366	54			
4,074	3,823	251	18,570	18,086	484	10,689	10,440	249	4,431	4,315	116	1,542	1,542	...	1,908	1,789	119			
4,561	4,244	307	28,649	27,715	934	14,624	14,170	454	7,115	6,948	167	4,211	4,211	...	2,699	2,386	313			
5,691,580	5,432,510	259,070	20,978,675	20,489,795	488,880	11,614,839	11,572,979	241,660	5,395,002	5,266,392	128,610	1,565,652	1,565,652	...	2,203,182	2,064,772	118,410			
4,788,291	4,544,293	243,998	25,071,465	24,359,347	712,118	12,547,225	12,205,985	341,240	6,779,122	6,655,169	123,953	3,477,932	3,477,932	...	2,267,186	2,020,261	246,925			
144	131	13	4,597	4,396	201	3,307	3,176	131	818	773	45	66	66	...	406	381	25			
147	129	18	5,111	4,895	216	3,778	3,632	146	828	788	40	121	121	...	384	354	30			
589	547	42	21,466	20,909	557	14,777	14,410	367	4,336	4,198	138	877	877	...	1,496	1,424	72			
656	598	60	27,634	26,873	761	19,289	18,807	482	4,996	4,844	152	1,752	1,752	...	1,597	1,470	127			
533	495	38	20,245	19,678	567	14,197	13,819	378	3,835	3,716	119	764	764	...	1,449	1,379	70			
547	506	41	23,068	22,407	661	16,565	16,139	426	3,972	3,843	129	1,229	1,229	...	1,302	1,196	106			
44,139	41,928	2,211	1,103,363	1,079,334	24,029	723,571	708,460	15,111	231,563	226,666	4,897	71,070	71,070	...	77,159	73,138	4,021			
49,883	47,984	1,899	1,282,329	1,254,753	27,576	866,428	849,539	16,889	235,469	229,978	5,491	111,136	111,136	...	69,296	64,100	5,196			
...	930,323	912,070	18,253	723,571	708,460	15,111	143,027	139,885	3,142	63,725	63,725			
...	1,115,832	1,094,944	20,888	866,428	849,539	16,889	155,647	151,648	3,999	93,757	93,757			
44,139	41,928	2,211	173,040	167,264	5,776	88,536	86,781	1,755	7,345	7,345	...	77,159	73,138	4,021			
49,883	47,984	1,899	166,497	159,809	6,688	79,822	78,330	1,492	17,379	17,379	...	69,296	64,100	5,196			
24	24	...	979	960	19	746	731	15	182	178	4	27	27	...	24	24	...			
33	33	...	1,189	1,172	17	925	915	10	186	183	3	40	40	...	38	34	4			
44	44	...	1,903	1,874	29	1,353	1,328	25	345	341	4	179	179	...	26	26	...			
84	84	...	2,229	2,196	33	1,735	1,714	21	318	313	5	128	128	...	48	43	5			
33	33	...	1,480	1,457	23	1,038	1,017	21	257	252	2	167	167	...	18	18	...			
42	42	...	1,467	1,448	19	1,132	1,119	13	206	205	1	100	100	...	29	24	5			
11	11	...	423	417	6	315	311	4	88	86	2	12	12	...	8	8	...			
42	42	...	762	750	12	603	595	8	112	108	4	28	28	...	19	19	...			
1,901	1,901	...	81,050	80,325	725	52,749														

MULTIPLE-UNIT OPERATIONS

Economic Area Table 2.—MULTIPLE-UNIT OPERATIONS, BY COLOR AND

Item (For definitions and explanations, see text)		Area 9											
		All operators			Color and tenure of operator								
		Total	White	Non-white	Full owners			Part owners			Managers		
					Total	White	Non-white	Total	White	Non-white	Total	White	Non-white
1	Multiple-unit operations.....number 1954...	1,182	1,084	98	814	739	75	287	270	17	21	19	2
2	1950...	1,372	1,306	66	984	938	46	258	246	12	52	50	2
3	Subunits in multiple-unit operations.....total number 1954...	3,420	3,187	233	2,208	2,040	168	936	893	43	108	95	13
4	1950...	4,059	3,903	156	2,691	2,586	105	850	819	31	297	291	6
5	Home farms.....number 1954...	1,135	1,037	98	769	694	75	285	268	17	21	19	2
6	1950...	1,234	1,171	63	865	822	43	249	237	12	46	44	2
7	Cropper farms.....number 1954...	2,285	2,150	135	1,439	1,346	93	651	625	26	87	76	11
8	1950...	2,825	2,732	93	1,826	1,764	62	601	582	19	251	247	4
9	Land in multiple-unit operations....total acres 1954...	324,032	312,168	11,864	169,285	162,414	6,871	104,478	101,991	2,487	33,420	31,268	2,152
10	1950...	370,687	362,627	8,060	206,558	202,355	4,193	92,419	90,680	1,739	57,467	56,763	704
11	Home farms.....acres 1954...	272,859	263,475	9,384	137,769	132,689	5,080	89,508	87,548	1,960	30,978	28,908	2,070
12	1950...	292,753	286,410	6,343	155,792	152,729	3,063	75,973	74,572	1,401	50,487	49,848	639
13	Cropper farms.....acres 1954...	51,173	48,693	2,480	31,516	29,725	1,791	14,970	14,443	527	2,442	2,360	82
14	1950...	77,934	76,217	1,717	50,766	49,632	1,130	16,446	16,108	338	6,980	6,915	65
15	Cropland harvested.....total acres 1954...	110,822	105,163	5,659	54,245	51,033	3,212	41,284	40,167	1,117	8,269	7,211	1,058
16	1949...	124,870	121,385	3,485	70,170	68,432	1,738	32,721	31,798	923	14,687	14,302	385
17	Corn harvested for grain.....multiple units reporting 1954...	1,147	1,050	97	786	712	74	280	263	17	21	19	2
18	1949...	1,332	1,271	61	959	918	41	248	236	12	51	49	2
19	subunits reporting 1954...	2,559	2,394	165	1,633	1,511	122	712	679	33	75	72	3
20	1949...	3,242	3,127	115	2,137	2,060	77	680	658	22	244	240	4
21	acres 1954...	29,361	27,380	1,981	16,155	14,885	1,270	8,917	8,615	302	2,575	2,246	329
22	1949...	34,558	33,678	880	21,292	20,747	545	7,838	7,652	186	3,601	3,566	35
23	bushels 1954...	411,242	384,940	26,302	238,547	223,169	15,378	118,503	115,409	3,094	25,936	19,001	6,935
24	1949...	864,253	844,656	19,597	544,326	531,994	12,332	186,477	182,177	4,300	90,416	89,441	975
25	Cotton harvested.....multiple units reporting 1954...	966	873	93	641	571	70	249	232	17	21	19	2
26	1949...	1,203	1,142	61	846	804	42	232	220	12	50	48	2
27	subunits reporting 1954...	2,028	1,867	161	1,215	1,103	112	608	572	36	75	70	5
28	1949...	2,908	2,792	116	1,851	1,776	75	628	603	25	246	241	5
29	acres 1954...	26,641	25,278	1,363	12,210	11,456	754	10,760	10,373	387	1,550	1,420	130
30	1949...	41,141	39,740	1,401	22,130	21,424	706	10,795	10,410	385	5,299	5,214	85
31	bales 1954...	19,037	18,055	982	9,131	8,561	550	7,204	6,988	216	1,177	1,051	126
32	1949...	17,916	17,378	538	9,499	9,263	236	5,054	4,882	172	2,303	2,269	34
33	Tobacco harvested.....multiple units reporting 1954...	1,061	969	92	739	667	72	253	239	14	18	16	2
34	1949...	1,138	1,087	51	840	801	39	200	192	8	37	37	...
35	subunits reporting 1954...	2,125	1,964	161	1,402	1,280	122	542	519	23	64	57	7
36	1949...	2,317	2,228	89	1,636	1,567	69	406	392	14	133	133	...
37	acres 1954...	8,722	8,107	615	5,581	5,213	368	2,359	2,217	142	297	228	69
38	1949...	8,124	7,888	236	5,629	5,452	177	1,492	1,458	34	444	444	...
39	pounds 1954...	9,856,728	9,251,296	605,432	6,435,781	6,036,973	398,808	2,522,912	2,450,980	62,932	350,332	246,240	104,092
40	1949...	9,668,378	9,409,611	258,767	6,731,800	6,537,233	194,567	1,711,632	1,672,732	38,900	526,538	526,538	...
41	Peanuts harvested for picking or threshing.....multiple units reporting 1954...	70	67	3	41	40	1	24	22	2	1	1	...
42	1949...	51	49	2	39	38	1	9	8	1	1	1	...
43	subunits reporting 1954...	99	96	3	60	59	1	33	31	2	1	1	...
44	1949...	82	77	5	60	58	2	14	11	3	6	6	...
45	acres 1954...	402	397	5	195	194	1	183	179	4	5	5	...
46	1949...	296	285	11	153	151	2	75	66	9	47	47	...
47	pounds 1954...	335,438	332,458	2,980	187,075	186,655	420	133,963	131,403	2,560	1,000	1,000	...
48	1949...	250,040	240,940	9,100	107,720	106,520	1,200	86,820	78,920	7,900	39,600	39,600	...
49	Horses and/or mules....multiple units reporting 1954...	970	879	91	656	587	69	246	230	16	19	17	2
50	1950...	1,136	1,082	54	811	773	38	220	210	10	41	40	1
51	number 1954...	3,003	2,797	206	1,812	1,671	141	874	835	39	142	127	15
52	1950...	4,273	4,137	136	2,694	2,602	92	1,006	977	29	345	339	6
53	Landlord-tenant operations containing multiple units: All subunits including home farm.....number 1954...	4,624	4,332	292	2,815	2,610	205	1,255	1,203	52	306	283	23
54	1950...	5,911	5,704	207	3,763	3,638	125	1,260	1,225	35	618	585	33
55	Land in all subunits including home farm.....acres 1954...	362,590	349,186	13,404	190,726	182,742	7,984	114,760	111,997	2,763	38,350	36,141	2,209
56	1950...	442,463	432,973	9,490	244,637	239,806	4,831	107,929	106,120	1,809	73,939	72,513	1,426
57	Owned by operator of multiple unit..acres 1954...	293,118	282,396	10,722	190,726	182,742	7,984	80,847	78,623	2,224	21,545	21,031	514
58	1950...	385,236	378,118	7,118	244,637	239,806	4,831	75,922	74,952	970	64,677	63,360	1,317
59	Rented by operator of multiple unit.....acres 1954...	69,472	66,790	2,682	33,913	33,374	539	16,805	15,110	1,695
60	1950...	57,227	54,855	2,372	32,007	31,168	839	9,262	9,153	109
61	Subunits not included in multiple units.....operators reporting 1954...	445	416	29	284	264	20	115	110	5	21	19	2
62	1950...	591	574	17	416	404	12	123	119	4	34	33	1
63	number 1954...	1,204	1,145	59	607	570	37	319	310	9	198	188	10
64	1950...	1,852	1,801	51	1,072	1,052	20	410	406	4	321	294	27
65	Share tenants.....number 1954...	1,039	998	41	526	497	29	266	258	8	172	171	1
66	1950...	1,368	1,322	46	759	742	17	311	308	3	255	229	26
67	Other tenants, not croppers nor share tenants.....number 1954...	165	147	18	81	73	8	53	52	1	26	17	9
68	1950...	484	479	5	313	310	3	99	98	1	66	65	1
69	Land in subunits not included in multiple units.....acres 1954...	38,558	37,018	1,540	21,441	20,328	1,113	10,282	10,006	276	4,930	4,873	57
70	1950...	71,776	70,346	1,430	38,079	37,441	638	15,510	15,440	70	16,472	15,750	722

TENURE OF OPERATOR: CENSUSES OF 1954 AND 1950—Continued

Area 9—Continued			Area 10															
Color and tenure of operator—Con.			Color and tenure of operator															
Tenants			All operators			Full owners			Part owners			Managers			Tenants			
Total	White	Non-white	Total	White	Non-white	Total	White	Non-white	Total	White	Non-white	Total	White	Non-white	Total	White	Non-white	
60	56	4	533	499	34	387	361	26	121	113	8	25	25	...	1
78	72	6	481	448	33	345	321	24	120	111	9	2	2	...	14	14	...	2
168	159	9	1,405	1,333	72	1,015	962	53	334	315	19	56	56	...	3
221	207	14	1,293	1,214	69	908	858	50	335	316	19	9	9	...	31	31	...	4
60	56	4	499	465	34	353	327	26	121	113	8	25	25	...	5
74	68	6	450	417	33	319	295	24	116	107	9	2	2	...	13	13	...	6
108	103	5	906	868	38	662	635	27	213	202	11	31	31	...	7
147	139	8	833	797	36	589	563	26	219	209	10	7	7	...	18	18	...	8
16,849	16,495	354	118,622	115,763	2,859	76,124	73,941	2,183	38,535	37,859	676	3,963	3,963	...	9
14,243	12,819	1,424	109,964	107,277	2,687	72,180	70,431	1,749	33,025	32,087	938	2,316	2,316	...	2,443	2,443	...	10
14,604	14,330	274	91,618	89,387	2,231	55,869	54,184	1,685	32,553	32,007	546	3,196	3,196	...	11
10,501	9,261	1,240	85,170	83,227	1,943	54,444	53,259	1,185	26,840	26,082	758	1,898	1,898	...	1,988	1,988	...	12
2,245	2,165	80	27,004	26,376	628	20,255	19,757	498	5,982	5,852	130	767	767	...	13
3,742	3,558	184	24,794	24,050	744	17,736	17,172	564	6,185	6,005	180	418	418	...	455	455	...	14
7,024	6,752	272	42,832	41,658	1,174	25,237	24,386	851	15,639	15,316	323	1,956	1,956	...	15
7,292	6,853	439	38,641	37,357	1,284	21,921	21,097	824	14,097	13,637	460	1,098	1,098	...	1,525	1,525	...	16
60	56	4	522	490	32	376	352	24	121	113	8	25	25	...	17
74	68	6	458	428	30	323	302	21	119	110	9	2	2	...	14	14	...	18
139	132	7	1,076	1,027	49	747	712	35	276	262	14	53	53	...	19
181	169	12	975	932	43	682	655	27	259	243	16	8	8	...	26	26	...	20
1,714	1,634	80	16,553	16,041	512	10,581	10,189	392	5,132	5,012	120	840	840	...	21
1,827	1,713	114	15,015	14,427	588	8,973	8,567	406	5,008	4,826	182	441	441	...	593	593	...	22
28,256	27,361	895	659,902	642,047	17,855	410,968	398,233	12,735	213,216	208,096	5,120	35,718	35,718	...	23
43,034	41,044	1,990	417,871	405,346	12,525	253,312	245,638	7,674	139,367	134,516	4,851	7,050	7,050	...	18,142	18,142	...	24
55	51	4	115	108	7	71	66	5	38	36	2	6	6	...	25
75	70	5	174	155	19	111	98	13	57	51	6	1	1	...	5	5	...	26
130	122	8	144	136	8	88	83	5	49	46	3	7	7	...	27
183	172	11	237	214	23	146	131	15	83	75	8	3	3	...	5	5	...	28
2,121	2,029	92	629	610	19	351	338	13	256	250	6	22	22	...	29
2,917	2,692	225	1,169	1,078	91	714	662	52	432	393	39	3	3	...	20	20	...	30
1,525	1,435	90	536	519	17	289	276	13	224	220	4	23	23	...	31
1,060	964	96	687	647	40	439	411	28	230	218	12	3	3	...	15	15	...	32
51	47	4	429	408	21	314	299	15	94	88	6	21	21	...	33
61	57	4	323	303	20	248	233	15	70	65	5	1	1	...	4	4	...	34
117	108	9	906	875	31	644	624	20	218	207	11	44	44	...	35
142	136	6	723	691	32	532	509	23	180	171	9	3	3	...	8	8	...	36
485	449	36	5,532	5,401	131	3,896	3,819	77	1,372	1,318	54	264	264	...	37
559	534	25	4,045	3,906	139	2,845	2,765	80	1,138	1,079	59	14	14	...	48	48	...	38
547,703	508,103	39,600	7,746,992	7,587,042	159,950	5,548,381	5,462,931	85,450	1,841,916	1,767,416	74,500	356,695	356,695	...	39
698,408	673,108	25,300	4,577,288	4,429,688	147,600	3,223,206	3,149,606	73,600	1,287,002	1,213,002	74,000	16,500	16,500	...	50,580	50,580	...	40
4	4	...	82	78	4	57	56	1	21	18	3	4	4	...	41
2	2	...	93	89	4	65	62	3	25	24	1	1	1	...	2	2	...	42
5	5	...	139	134	5	88	87	1	46	42	4	4	4	...	43
2	2	...	181	174	7	127	123	4	47	44	3	3	3	...	4	4	...	44
19	19	...	523	513	10	310	309	1	196	187	9	17	17	...	45
21	21	...	793	770	23	570	559	11	208	196	12	3	3	...	12	12	...	46
13,400	13,400	...	591,888	580,388	11,500	358,162	357,162	1,000	217,836	207,336	10,500	15,890	15,890	...	47
15,900	15,900	...	812,380	800,780	11,600	602,008	595,208	6,800	199,212	194,412	4,800	1,680	1,680	...	9,480	9,480	...	48
49	45	4	394	368	26	293	273	20	84	78	6	17	17	...	49
64	59	5	374	347	27	274	255	19	93	85	8	1	1	...	6	6	...	50
175	164	11	1,032	994	38	789	764	25	202	189	13	41	41	...	51
228	219	9	1,276	1,215	61	885	848	37	378	354	24	3	3	...	10	10	...	52
248	236	12	1,544	1,469	75	1,124	1,069	55	362	342	20	58	58	...	53
270	256	14	1,522	1,449	73	1,081	1,028	53	394	374	20	9	9	...	38	38	...	54
18,754	18,306	448	124,237	121,229	3,008	80,766	78,438	2,328	39,442	38,762	680	4,029	4,029	...	55
15,958	14,534	1,424	120,759	117,957	2,802	80,098	78,297	1,801	35,272	34,271	1,001	2,316	2,316	...	3,073	3,073	...	56
...	111,150	108,268	2,882	80,766	78,438	2,328	30,394	29,830	564	57
...	106,867	104,305	2,562	80,098	78,297	1,801	26,358	25,597	761	411	411	58
18,754	18,306	448	13,087	12,961	126	9,058	8,932	126	4,029	4,029	...	59
15,958	14,534	1,424	13,892	13,652	240	8,914	8,674	240	1,905	1,905	...	3,073	3,073	...	60
25	23	2	90	87	3	68	66	2	20	19	1	2	2	...	61
18	18	...	129	125	4	89	86	3	36	35	1	4	4	...	62
80	77	3	139	136	3	109	107	2	28	27	1	2	2	...	63
49	49	...	239	235	4	173	170	3	59	58	1	7	7	...	64
75	72	3	122	121	1	99	98	1	21	21	2	2	...	65
43	43	...	81	81	...	55	55	...	24	24	2	2	...	66
5	5	...	17	15	2	10	9	1	7	6	1	67
6	6	...	158	154	4	118	115	3	35	34	1	5	5	...	68
1,905	1,811	94	5,615	5,466	149	4,642	4,497	145	907	903	4	66	66	...	69
1,715	1,715	...	10,795	10,680	115	7,918	7,866	52	2,247	2,184	63	630	630	...	70

MULTIPLE-UNIT OPERATIONS

Economic Area Table 2.—MULTIPLE-UNIT OPERATIONS, BY COLOR AND

Item (For definitions and explanations, see text)	Area 11					
	All operators			Color and tenure of operator		
	Total	White	Nonwhite	Full owners		
				Total	White	Nonwhite
1 Multiple-unit operations.....number 1954...	2,813	2,617	196	2,241	2,082	159
2 1950...	2,647	2,510	137	2,217	2,107	110
3 Subunits in multiple-unit						
4 operations.....total number 1954...	7,261	6,799	462	5,712	5,343	369
5 1950...	7,178	6,841	337	6,012	5,743	269
6 Home farms.....number 1954...	2,693	2,507	186	2,124	1,975	149
7 1950...	2,448	2,316	132	2,024	1,918	106
8 Cropper farms.....number 1954...	4,568	4,292	276	3,588	3,368	220
9 1950...	4,730	4,525	205	3,988	3,825	163
10 Land in multiple-unit operations....total acres 1954...	542,626	524,521	18,105	406,025	392,227	13,798
11 1950...	560,128	543,204	16,924	457,091	443,744	13,347
12 Home farms.....acres 1954...	444,401	430,154	14,247	329,329	318,653	10,676
13 1950...	448,702	435,399	13,303	362,632	351,984	10,648
14 Cropper farms.....acres 1954...	98,225	94,367	3,858	76,696	73,574	3,122
15 1950...	111,426	107,885	3,541	94,459	91,760	2,699
16 Cropland harvested.....total acres 1954...	149,689	143,376	6,313	108,504	104,004	4,500
17 1949...	150,155	144,221	5,934	121,714	117,075	4,639
18 Corn harvested for						
19 grain.....multiple units reporting 1954...	2,706	2,513	193	2,148	1,989	159
20 1949...	2,602	2,466	136	2,179	2,070	109
21 subunits reporting 1954...	5,503	5,153	350	4,263	3,965	278
22 1949...	5,893	5,613	280	4,901	4,682	219
23 acres 1954...	74,463	71,282	3,181	55,003	52,544	2,459
24 1949...	75,542	72,511	3,031	61,869	59,535	2,334
25 bushels 1954...	1,569,202	1,513,992	55,210	1,172,324	1,128,588	43,736
26 1949...	1,823,118	1,753,006	70,112	1,503,953	1,449,715	54,238
27 Cotton harvested.....multiple units reporting 1954...	633	549	84	482	418	64
28 1949...	722	661	61	567	519	48
29 subunits reporting 1954...	899	790	109	689	604	85
30 1949...	1,166	1,065	101	920	845	75
31 acres 1954...	3,944	3,674	270	2,811	2,605	206
32 1949...	6,808	6,417	391	5,172	4,852	320
33 bales 1954...	3,107	2,914	193	2,206	2,059	147
34 1949...	2,645	2,509	136	2,024	1,919	105
35 Tobacco harvested.....multiple units reporting 1954...	2,747	2,562	185	2,185	2,035	150
36 1949...	2,563	2,431	132	2,149	2,044	105
37 subunits reporting 1954...	5,576	5,251	325	4,267	4,018	249
38 1949...	5,475	5,222	253	4,556	4,361	195
39 acres 1954...	26,602	25,448	1,154	19,646	18,784	862
40 1949...	23,845	22,919	926	19,614	18,930	684
41 pounds 1954...	34,148,864	32,869,343	1,279,521	25,111,731	24,148,498	963,233
42 1949...	26,182,813	25,284,286	898,527	21,705,910	21,024,799	681,111
43 Peanuts harvested for picking or						
44 threshing.....multiple units reporting 1954...	279	245	34	222	200	22
45 1949...	278	256	22	237	219	18
46 subunits reporting 1954...	393	352	41	309	282	27
47 1949...	459	428	31	383	360	23
48 acres 1954...	1,292	1,199	93	1,020	971	49
49 1949...	1,844	1,756	88	1,497	1,428	69
50 pounds 1954...	1,449,011	1,360,971	88,040	1,163,101	1,115,571	47,530
51 1949...	1,464,879	1,393,233	71,646	1,184,985	1,124,683	60,102
52 Horses and/or mules....multiple units reporting 1954...	2,370	2,201	169	1,876	1,740	136
53 1950...	2,393	2,268	125	1,996	1,895	101
54 number 1954...	5,188	4,863	325	4,046	3,784	262
55 1950...	7,073	6,756	317	5,892	5,651	241
56 Landlord-tenant operations containing multiple units:						
57 All subunits including home farm.....number 1954...	8,587	8,057	530	6,779	6,356	423
58 1950...	8,722	8,332	390	7,315	7,000	315
59 Land in all subunits including						
60 home farm.....acres 1954...	575,274	556,441	18,833	432,204	417,793	14,411
61 1950...	604,157	584,875	19,282	491,365	475,680	15,685
62 Owned by operator of multiple unit..acres 1954...	533,653	516,614	17,039	432,204	417,793	14,411
63 1950...	569,980	551,621	18,359	491,365	475,680	15,685
64 Rented by operator of multiple						
65 unit.....acres 1954...	41,621	39,827	1,794
66 1950...	34,177	33,254	923
67 Subunits not included in multiple						
68 units.....operators reporting 1954...	717	671	46	591	554	37
69 1950...	788	750	38	661	628	33
70 number 1954...	1,326	1,258	68	1,057	1,013	44
71 1950...	1,544	1,491	53	1,303	1,257	46
72 Share tenants.....number 1954...	1,109	1,050	59	883	837	46
73 1950...	797	770	27	666	643	23
74 Other tenants, not croppers						
75 nor share tenants.....number 1954...	217	208	9	184	176	8
76 1950...	747	721	26	637	614	23
77 Land in subunits not included						
78 in multiple units.....acres 1954...	32,648	31,920	728	26,179	25,566	613
79 1950...	44,029	41,591	2,438	34,274	31,936	2,338

TENURE OF OPERATOR: CENSUSES OF 1954 AND 1950—Continued

Area 11—Continued								
Color and tenure of operator—Continued								
Part owners			Managers			Tenants		
Total	White	Nonwhite	Total	White	Nonwhite	Total	White	Nonwhite
505	469	36	10	10	...	57	56	1
361	338	23	11	10	1	58	55	3
1,366	1,275	91	46	46	...	137	135	2
990	904	56	38	32	6	138	132	6
504	468	36	9	9	...	56	55	1
358	336	22	10	9	1	56	53	3
862	807	55	37	37	...	81	80	1
632	598	34	28	22	5	82	79	3
116,605	112,358	4,247	10,241	10,241	...	9,755	9,695	60
81,961	79,623	2,338	9,064	8,142	922	12,012	11,775	237
98,761	95,240	3,521	8,359	8,359	...	7,952	7,902	50
67,292	65,649	1,643	8,443	7,624	819	10,335	10,142	193
17,844	17,118	726	1,882	1,882	...	1,803	1,793	10
14,669	13,974	695	621	518	103	1,677	1,633	44
35,060	33,282	1,778	1,733	1,733	...	4,392	4,357	35
23,987	22,890	1,097	982	852	130	3,472	3,404	68
491	458	33	10	10	...	57	56	1
355	332	23	11	10	1	57	54	3
1,079	1,009	70	41	41	...	120	118	2
840	790	50	35	29	6	117	112	5
16,022	15,312	710	934	934	...	2,504	2,492	12
11,484	10,910	574	479	392	87	1,710	1,674	36
335,964	324,620	11,344	15,820	15,820	...	45,094	44,964	130
269,758	257,065	12,693	10,620	8,680	1,940	38,787	37,546	1,241
129	110	19	5	5	...	17	16	1
133	121	12	4	4	...	18	17	1
183	160	23	6	6	...	21	20	1
213	188	25	5	5	...	28	27	1
946	886	60	25	25	...	162	158	4
1,329	1,262	67	73	73	...	234	230	4
752	709	43	22	22	...	127	124	3
512	483	29	23	23	...	86	84	2
495	461	34	10	10	...	57	56	1
348	325	23	11	10	1	55	52	3
1,144	1,070	74	39	39	...	126	124	2
779	731	48	31	25	6	109	105	4
5,977	5,691	286	251	251	...	728	722	6
3,589	3,393	196	179	149	30	463	447	16
7,708,668	7,399,130	309,538	351,920	351,920	...	976,545	969,795	6,750
3,805,601	3,635,265	170,336	201,390	169,810	31,580	469,912	454,412	15,500
53	42	11	4	3	1
36	32	4	5	5	...
80	67	13	4	3	1
70	62	8	6	6	...
262	222	40	10	6	4
323	304	19	24	24	...
273,710	239,700	34,010	12,200	5,700	6,500
263,654	252,110	11,544	16,240	16,240	...
440	408	32	10	10	...	44	43	1
334	314	20	10	9	1	53	50	3
995	933	62	49	49	...	98	97	1
1,001	936	65	51	44	7	129	125	4
1,607	1,502	105	51	51	...	150	148	2
1,207	1,146	61	51	43	8	149	143	6
121,785	117,423	4,362	10,588	10,588	...	10,697	10,637	60
90,986	88,626	2,360	9,468	8,468	1,000	12,338	12,101	237
94,022	91,394	2,628	7,427	7,427
69,330	67,656	1,674	9,285	8,285	1,000
27,783	26,029	1,754	3,161	3,161	...	10,697	10,637	60
21,656	20,970	686	183	183	...	12,338	12,101	237
113	104	9	4	4	...	9	9	...
114	110	4	6	5	1	7	7	...
241	227	14	5	5	...	13	13	...
217	212	5	13	11	2	11	11	...
211	198	13	4	4	...	11	11	...
117	115	2	8	6	2	6	6	...
30	29	1	1	1	...	2	2	...
100	97	3	5	5	...	5	5	...
5,180	5,065	115	347	347	...	942	942	...
9,025	9,003	22	404	326	78	326	326	...

MULTIPLE-UNIT OPERATIONS

Economic Area Table 3.—MULTIPLE-UNIT OPERATIONS, BY TYPE OF FARM: CENSUSES OF 1954 AND 1950

Item (For definitions and explanations, see text)	Total, selected areas									
	Total	Type of farm								Miscellaneous
		Cotton	Tobacco	Peanut	Cotton and tobacco	Cotton and peanut	Tobacco and peanut	Cotton, tobacco, and peanut		
1 Multiple-unit operations.....number 1954...	26,403	1,180	14,766	65	5,013	462	879	1,574	1,464	
2 1950...	25,252	2,955	13,276	60	4,526	592	850	1,660	1,333	
3 Subunits in multiple-unit operations.....total number 1954...	75,003	5,851	39,910	143	15,047	1,319	2,897	6,601	3,235	
4 1950...	74,688	8,009	37,808	159	14,091	1,866	2,695	7,092	2,968	
5 Home farms.....number 1954...	24,592	2,119	13,915	62	4,524	430	766	1,330	1,446	
6 1950...	22,395	2,793	11,863	57	3,979	506	611	1,299	1,287	
7 Cropper farms.....number 1954...	50,411	3,732	25,995	81	10,523	889	2,131	5,271	1,789	
8 1950...	52,293	5,216	25,945	102	10,112	1,360	2,084	5,793	1,681	
9 Land in multiple-unit operations....total acres 1954...	5,188,844	432,078	2,551,293	14,709	923,095	170,329	237,563	539,069	320,708	
10 1950...	5,266,162	576,754	2,412,271	21,324	970,373	212,677	204,226	574,710	293,627	
11 Home farms.....acres 1954...	3,859,955	344,915	1,933,498	11,195	648,911	135,047	151,081	354,333	280,975	
12 1950...	3,579,665	430,781	1,647,767	17,983	644,152	154,577	103,730	332,792	247,683	
13 Cropper farms.....acres 1954...	1,328,889	87,163	617,795	3,514	274,184	35,282	86,482	184,736	39,733	
14 1950...	1,686,497	145,973	764,504	3,341	326,221	58,100	100,496	241,918	45,944	
15 Cropland harvested.....total acres 1954...	1,652,627	162,099	734,225	3,818	340,295	50,914	76,418	196,470	88,388	
16 1949...	1,725,780	229,021	716,649	5,859	349,114	59,993	67,771	212,289	85,084	
17 Corn harvested for grain.....multiple units reporting 1954...	24,840	1,722	14,086	60	4,901	456	865	1,541	1,209	
18 1949...	24,438	2,780	12,981	59	4,461	581	846	1,655	1,075	
19 subunits reporting 1954...	55,550	3,101	29,628	92	11,965	1,019	2,348	5,524	1,873	
20 1949...	60,276	5,841	30,884	105	11,765	1,443	2,368	6,134	1,736	
21 acres 1954...	596,741	23,169	304,782	1,791	124,391	18,058	31,741	69,932	22,877	
22 1949...	613,595	49,197	303,366	2,250	118,479	17,789	27,581	72,925	22,008	
23 bushels 1954...	13,798,592	315,804	7,099,356	61,628	2,244,915	499,686	1,057,958	1,838,622	680,423	
24 1949...	18,251,069	1,253,658	9,060,316	70,213	3,475,054	520,240	966,498	2,313,335	591,755	
25 Cotton harvested.....multiple units reporting 1954...	12,568	2,180	2,553	3	5,013	462	465	1,574	318	
26 1949...	14,750	2,955	4,302	4	4,526	592	396	1,660	315	
27 subunits reporting 1954...	26,048	4,413	4,200	3	10,348	953	877	4,862	392	
28 1949...	35,219	6,566	9,068	11	11,328	1,417	764	5,631	434	
29 acres 1954...	182,271	52,580	14,139	12	68,385	8,745	2,823	33,418	2,169	
30 1949...	294,262	93,331	37,017	98	97,499	14,452	2,371	47,020	2,474	
31 bales 1954...	131,262	31,325	11,047	8	50,141	6,797	2,544	27,887	1,513	
32 1949...	175,752	61,514	23,333	64	49,745	8,247	1,482	29,664	1,703	
33 Tobacco harvested.....multiple units reporting 1954...	22,396	13	14,766	...	5,013	10	879	1,574	141	
34 1949...	20,424	23	13,276	...	4,526	6	850	1,660	83	
35 subunits reporting 1954...	51,817	15	32,346	...	11,823	11	2,278	5,177	167	
36 1949...	49,701	26	31,252	...	10,784	6	2,219	5,257	157	
37 acres 1954...	250,950	21	160,876	...	57,593	43	10,316	21,909	192	
38 1949...	224,033	51	151,247	...	43,236	15	9,330	19,529	625	
39 pounds 1954...	307,628,769	16,532	192,750,347	...	69,402,117	39,134	15,125,804	30,033,961	261,374	
40 1949...	256,343,325	59,784	169,034,755	...	51,788,701	14,450	11,134,498	23,850,748	460,389	
41 Peanuts harvested for picking or threshing.....multiple units reporting 1954...	3,922	1	875	65	22	462	879	1,574	44	
42 1949...	4,166	6	797	60	165	592	850	1,660	36	
43 subunits reporting 1954...	10,237	1	1,685	91	38	1,009	2,293	5,057	63	
44 1949...	12,078	12	1,723	108	513	1,487	2,275	5,904	56	
45 acres 1954...	77,052	1	6,570	819	177	12,197	17,795	39,101	392	
46 1949...	106,611	7	6,719	1,423	3,411	19,199	19,066	56,374	412	
47 pounds 1954...	103,284,157	210	7,379,607	1,319,718	238,969	15,663,155	27,047,117	51,027,078	608,303	
48 1949...	107,129,341	4,172	5,839,204	1,671,077	2,735,095	22,438,967	18,180,306	55,825,026	435,494	
49 Horses and/or mules....multiple units reporting 1954...	22,658	1,570	13,110	39	4,376	388	829	1,488	858	
50 1950...	22,461	2,405	12,143	51	4,060	520	793	1,556	933	
51 number 1954...	71,256	4,052	35,763	66	14,757	1,526	3,453	9,916	1,723	
52 1950...	86,882	7,573	42,356	151	16,885	2,457	3,719	11,459	2,282	
53 Landlord-tenant operations containing multiple units: All subunits including home farm.....number 1954...	87,009	6,851	45,654	162	18,113	1,771	3,252	7,284	3,922	
54 1950...	88,817	9,629	43,775	189	17,786	2,542	2,993	7,970	3,933	
55 Land in all subunits including home farm.....acres 1954...	5,610,862	468,478	2,749,146	15,410	1,022,216	188,525	249,969	578,066	339,052	
56 1950...	5,900,748	644,207	2,666,043	22,256	1,123,416	253,139	222,499	636,586	332,602	
57 Owned by operator of multiple unit.....acres 1954...	4,804,829	393,603	2,384,038	13,113	874,636	150,125	216,298	468,997	304,019	
58 1950...	5,164,011	561,551	2,370,988	15,028	1,010,067	197,776	195,787	520,297	292,517	
59 Rented by operator of multiple unit.....acres 1954...	806,033	74,875	365,108	2,297	147,580	38,400	33,671	109,069	35,033	
60 1950...	736,737	82,656	295,055	7,228	113,349	55,363	26,712	116,289	40,085	
61 Subunits not included in multiple units.....operators reporting 1954...	6,352	571	3,228	11	1,444	183	183	332	400	
62 1950...	6,916	808	3,237	19	1,595	269	164	406	418	
63 number 1954...	12,006	1,000	5,744	19	3,066	452	355	683	687	
64 1950...	14,129	1,620	5,967	30	3,695	676	298	878	965	
65 Share tenants.....number 1954...	9,635	720	4,743	11	2,524	327	287	513	510	
66 1950...	8,677	945	3,616	19	2,555	407	134	466	535	
67 Other tenants, not croppers nor share tenants.....number 1954...	2,371	280	1,001	8	542	125	68	170	177	
68 1950...	5,452	675	2,351	11	1,140	269	164	412	430	
69 Land in subunits not included in multiple units.....acres 1954...	422,018	36,400	197,653	701	99,121	18,196	12,406	38,997	18,344	
70 1950...	634,586	67,453	253,772	932	153,043	40,462	18,273	61,876	38,775	

MULTIPLE-UNIT OPERATIONS

Economic Area Table 3.—MULTIPLE-UNIT OPERATIONS, BY TYPE OF FARM: CENSUSES OF 1954 AND 1950—Continued

Item (For definitions and explanations, see text)	Area 2								
	Total	Type of farm							
		Cotton	Tobacco	Peanut	Cotton and tobacco	Cotton and peanut	Tobacco and peanut	Cotton, tobacco, and peanut	Miscellaneous
1 Multiple-unit operations.....number 1954...	240	...	129	...	3	108
2 1950...	217	8	81	...	13	115
3 Subunits in multiple-unit operations.....total number 1954...	525	...	287	...	7	231
4 1950...	469	17	166	...	33	253
5 Home farms.....number 1954...	237	...	128	...	3	106
6 1950...	212	7	78	...	13	114
7 Cropper farms.....number 1954...	288	...	159	...	4	125
8 1950...	257	10	88	...	20	139
9 Land in multiple-unit operations....total acres 1954...	46,615	...	16,274	...	469	29,872
10 1950...	40,445	1,656	11,339	...	1,972	25,478
11 Home farms.....acres 1954...	42,342	...	14,382	...	405	27,555
12 1950...	34,568	1,152	9,593	...	1,481	22,342
13 Cropper farms.....acres 1954...	4,273	...	1,892	...	64	2,317
14 1950...	5,877	504	1,746	...	491	3,136
15 Cropland harvested.....total acres 1954...	7,487	...	3,901	...	143	3,443
16 1949...	7,819	400	2,607	...	584	4,228
17 Corn harvested for grain.....multiple units reporting 1954...	220	...	117	...	3	100
18 1949...	200	8	70	...	13	109
19 subunits reporting 1954...	328	...	167	...	6	155
20 1949...	329	15	112	...	24	178
21 acres 1954...	2,128	...	978	...	45	1,105
22 1949...	2,667	113	807	...	181	1,566
23 bushels 1954...	51,197	...	23,074	...	835	27,288
24 1949...	84,952	4,980	24,745	...	5,235	49,992
25 Cotton harvested.....multiple units reporting 1954...	5	...	2	...	3
26 1949...	34	8	8	...	13	5
27 subunits reporting 1954...	7	...	2	...	5
28 1949...	51	13	9	...	23	6
29 acres 1954...	20	...	4	...	16
30 1949...	205	80	19	...	82	24
31 bales 1954...	13	...	4	...	9
32 1949...	137	48	13	...	59	17
33 Tobacco harvested.....multiple units reporting 1954...	136	...	129	...	3	4
34 1949...	94	...	81	...	13
35 subunits reporting 1954...	206	...	197	...	5	4
36 1949...	134	...	115	...	19
37 acres 1954...	561	...	543	...	14	4
38 1949...	353	...	312	...	41
39 pounds 1954...	548,420	...	533,120	...	12,000	3,300
40 1949...	348,697	...	304,097	...	44,600
41 Peanuts harvested for picking or threshing.....multiple units reporting 1954...
42 1949...	1	1
43 subunits reporting 1954...
44 1949...	1	1
45 acres 1954...
46 1949...	1	1
47 pounds 1954...
48 1949...	900	900
49 Horses and/or mules....multiple units reporting 1954...	159	...	93	...	3	63
50 1950...	161	6	63	...	10	82
51 number 1954...	259	...	137	...	6	116
52 1950...	324	14	121	...	19	170
53 Landlord-tenant operations containing multiple units: All subunits including home farm.....number 1954...	569	...	304	...	8	257
54 1950...	520	22	188	...	33	277
55 Land in all subunits including home farm.....acres 1954...	47,173	...	16,375	...	471	30,327
56 1950...	41,578	1,792	11,850	...	1,972	25,964
57 Owned by operator of multiple unit.....acres 1954...	46,002	...	16,242	...	471	29,289
58 1950...	40,425	1,762	11,747	...	1,957	24,959
59 Rented by operator of multiple unit.....acres 1954...	1,171	...	133	1,038
60 1950...	1,153	30	103	...	15	1,005
61 Subunits not included in multiple units.....operators reporting 1954...	36	...	13	...	1	22
62 1950...	33	3	12	18
63 number 1954...	44	...	17	...	1	26
64 1950...	51	5	22	24
65 Share tenants.....number 1954...	28	...	13	...	1	14
66 1950...	13	3	6	4
67 Other tenants, not croppers nor share tenants.....number 1954...	16	...	4	12
68 1950...	38	2	16	20
69 Land in subunits not included in multiple units.....acres 1954...	558	...	101	...	2	455
70 1950...	1,133	136	511	486

Economic Area Table 3.—MULTIPLE-UNIT OPERATIONS, BY TYPE OF FARM: CENSUSES OF 1954 AND 1950—Continued

Item (For definitions and explanations, see text)		Areas 3, B, and C							
		Total	Type of farm						
			Cotton	Tobacco	Peanut	Cotton and tobacco	Cotton and peanut	Tobacco and peanut	Cotton, tobacco, and peanut
1 Multiple-unit operations.....number 1954...	5,854	3	5,568	...	154	129
2 1950...	4,885	10	4,644	...	83	148
3 Subunits in multiple-unit operations.....total number 1954...	15,170	7	14,406	...	485	272
4 1950...	12,566	20	12,017	...	220	309
5 Home farms.....number 1954...	5,618	3	5,340	...	147	128
6 1950...	4,566	10	4,340	...	78	138
7 Cropper farms.....number 1954...	9,552	4	9,066	...	338	144
8 1950...	8,000	10	7,677	...	142	171
9 Land in multiple-unit operations...total acres 1954...	938,866	263	898,551	...	23,985	16,067
10 1950...	830,716	2,094	790,671	...	13,388	24,557
11 Home farms.....acres 1954...	718,359	241	688,055	...	15,680	14,383
12 1950...	567,043	1,967	537,308	...	8,441	19,327
13 Cropper farms.....acres 1954...	220,507	22	210,496	...	8,305	1,684
14 1950...	263,667	127	253,363	...	4,947	5,230
15 Cropland harvested.....total acres 1954...	232,586	23	220,936	...	8,078	3,549
16 1949...	198,211	213	190,305	...	3,524	4,169
17 Corn harvested for grain.....multiple units reporting 1954...	5,522	2	5,276	...	146	98
18 1949...	4,665	6	4,483	...	81	95
19 subunits reporting 1954...	10,630	2	10,127	...	367	134
20 1949...	9,525	9	9,216	...	172	128
21 acres 1954...	64,180	14	61,426	...	1,924	816
22 1949...	62,166	70	60,189	...	988	919
23 bushels 1954...	1,416,228	200	1,364,626	...	29,829	21,573
24 1949...	1,893,650	1,650	1,830,722	...	31,555	29,723
25 Cotton harvested.....multiple units reporting 1954...	325	3	164	...	154	4
26 1949...	338	10	238	...	83	7
27 subunits reporting 1954...	602	3	245	...	350	4
28 1949...	627	10	447	...	162	8
29 acres 1954...	1,855	8	523	...	1,313	11
30 1949...	2,316	54	1,334	...	905	23
31 bales 1954...	1,356	7	390	...	952	7
32 1949...	1,825	28	1,117	...	662	18
33 Tobacco harvested.....multiple units reporting 1954...	5,727	...	5,568	...	154	5
34 1949...	4,732	...	4,644	...	83	5
35 subunits reporting 1954...	12,472	...	12,053	...	411	8
36 1949...	10,114	...	9,941	...	164	9
37 acres 1954...	57,664	...	55,384	...	2,271	9
38 1949...	45,412	...	44,717	...	658	37
39 pounds 1954...	58,263,718	...	56,058,550	...	2,182,368	22,800
40 1949...	45,101,750	...	44,425,948	...	641,402	34,400
41 Peanuts harvested for picking or threshing.....multiple units reporting 1954...	2	...	2
42 1949...
43 subunits reporting 1954...	3	...	3
44 1949...
45 acres 1954...	2	...	2
46 1949...
47 pounds 1954...	340	...	340
48 1949...
49 Horses and/or mules...multiple units reporting 1954...	5,355	1	5,147	...	143	64
50 1950...	4,421	9	4,243	...	73	96
51 number 1954...	13,913	2	13,270	...	538	103
52 1950...	13,855	15	13,389	...	238	213
53 Landlord-tenant operations containing multiple units: All subunits including home farm.....number 1954...	17,301	10	16,384	...	578	329
54 1950...	14,578	23	13,871	...	291	393
55 Land in all subunits including home farm.....acres 1954...	1,029,036	389	983,325	...	28,163	17,159
56 1950...	947,602	2,161	898,395	...	16,997	30,049
57 Owned by operator of multiple unit...acres 1954...	847,259	379	809,449	...	20,926	16,505
58 1950...	807,508	2,149	761,822	...	15,746	27,791
59 Rented by operator of multiple unit.....acres 1954...	181,777	10	173,876	...	7,237	654
60 1950...	140,094	12	136,573	...	1,251	2,258
61 Subunits not included in multiple units.....operators reporting 1954...	1,281	2	1,205	...	40	34
62 1950...	1,192	2	1,107	...	38	45
63 number 1954...	2,131	3	1,978	...	93	57
64 1950...	2,012	3	1,854	...	71	84
65 Share tenants.....number 1954...	1,821	2	1,685	...	88	46
66 1950...	1,308	3	1,214	...	48	43
67 Other tenants, not croppers nor share tenants.....number 1954...	310	1	293	...	5	11
68 1950...	704	...	640	...	23	41
69 Land in subunits not included in multiple units.....acres 1954...	90,170	126	84,774	...	4,178	1,092
70 1950...	116,892	67	107,724	...	3,609	5,492

MULTIPLE-UNIT OPERATIONS

Economic Area Table 3.—MULTIPLE-UNIT OPERATIONS, BY TYPE OF FARM: CENSUSES OF 1954 AND 1950—Continued

Item (For definitions and explanations, see text)	Area 4a								
	Total	Type of farm							
		Cotton	Tobacco	Peanut	Cotton and tobacco	Cotton and peanut	Tobacco and peanut	Cotton, tobacco, and peanut	Miscellaneous
1 Multiple-unit operations.....number 1954...	646	31	415	...	64	136
2 1950...	386	40	217	...	56	73
3 Subunits in multiple-unit operations.....total number 1954...	1,543	77	956	...	222	288
4 1950...	922	98	489	...	177	158
5 Home farms.....number 1954...	633	29	409	...	62	133
6 1950...	376	39	211	...	55	71
7 Cropper farms.....number 1954...	910	48	547	...	160	155
8 1950...	546	59	278	...	122	87
9 Land in multiple-unit operations....total acres 1954...	129,279	6,443	69,044	...	27,697	26,095
10 1950...	96,461	13,319	38,438	...	27,312	17,392
11 Home farms.....acres 1954...	112,238	5,620	60,446	...	25,555	20,617
12 1950...	83,016	11,145	32,726	...	24,469	14,676
13 Cropper farms.....acres 1954...	17,041	823	8,598	...	2,142	5,478
14 1950...	13,445	2,174	5,712	...	2,843	2,716
15 Cropland harvested.....total acres 1954...	31,117	1,156	15,708	...	8,215	6,038
16 1949...	22,089	2,464	8,976	...	6,208	4,441
17 Corn harvested for grain.....multiple units reporting 1954...	578	24	385	...	54	115
18 1949...	362	38	210	...	55	59
19 subunits reporting 1954...	907	38	594	...	115	160
20 1949...	662	70	371	...	134	87
21 acres 1954...	6,899	265	4,095	...	1,047	1,492
22 1949...	5,447	590	2,735	...	1,209	913
23 bushels 1954...	151,271	5,225	91,576	...	20,041	34,429
24 1949...	163,503	17,875	87,329	...	30,791	27,508
25 Cotton harvested.....multiple units reporting 1954...	148	31	28	...	64	25
26 1949...	133	40	17	...	56	20
27 subunits reporting 1954...	248	52	28	...	138	30
28 1949...	242	69	22	...	124	27
29 acres 1954...	2,422	344	84	...	1,896	98
30 1949...	1,855	545	60	...	1,125	125
31 bales 1954...	1,555	213	71	...	1,196	75
32 1949...	1,326	429	44	...	755	98
33 Tobacco harvested.....multiple units reporting 1954...	483	...	415	...	64	4
34 1949...	281	2	217	...	56	6
35 subunits reporting 1954...	796	...	680	...	112	4
36 1949...	447	2	338	...	100	7
37 acres 1954...	3,115	...	2,640	...	468	7
38 1949...	1,855	3	1,512	...	326	14
39 pounds 1954...	3,063,855	...	2,555,607	...	502,282	5,966
40 1949...	1,692,066	2,500	1,411,376	...	265,890	12,300
41 Peanuts harvested for picking or threshing.....multiple units reporting 1954...
42 1949...
43 subunits reporting 1954...
44 1949...
45 acres 1954...
46 1949...
47 pounds 1954...
48 1949...
49 Horses and/or mules....multiple units reporting 1954...	487	22	349	...	47	69
50 1950...	338	35	199	...	51	53
51 number 1954...	1,029	49	720	...	144	116
52 1950...	956	95	563	...	175	123
53 Landlord-tenant operations containing multiple units: All subunits including home farm.....number 1954...	1,729	103	1,043	...	235	348
54 1950...	1,089	120	561	...	221	187
55 Land in all subunits including home farm.....acres 1954...	134,944	8,453	71,096	...	27,909	27,486
56 1950...	106,524	14,146	40,952	...	32,023	19,403
57 Owned by operator of multiple unit..acres 1954...	123,702	8,103	63,284	...	26,103	26,212
58 1950...	100,700	13,587	37,658	...	30,582	18,873
59 Rented by operator of multiple unit.....acres 1954...	11,242	350	7,812	...	1,806	1,274
60 1950...	5,824	559	3,294	...	1,441	530
61 Subunits not included in multiple units.....operators reporting 1954...	130	14	65	...	11	40
62 1950...	98	12	44	...	24	18
63 number 1954...	186	26	87	...	13	60
64 1950...	167	22	72	...	44	29
65 Share tenants.....number 1954...	140	19	74	...	10	37
66 1950...	77	12	27	...	25	13
67 Other tenants, not croppers nor share tenants.....number 1954...	46	7	13	...	3	23
68 1950...	90	10	45	...	19	16
69 Land in subunits not included in multiple units.....acres 1954...	5,665	2,010	2,052	...	212	1,391
70 1950...	10,063	827	2,514	...	4,711	2,011

Economic Area Table 3.—MULTIPLE-UNIT OPERATIONS, BY TYPE OF FARM: CENSUSES OF 1954 AND 1950—Continued

Item (For definitions and explanations, see text)	Area 4b								
	Total	Type of farm							Miscella- neous
		Cotton	Tobacco	Peanut	Cotton and tobacco	Cotton and peanut	Tobacco and peanut	Cotton, tobacco, and peanut	
1 Multiple-unit operations.....number 1954...	645	336	28	...	75	206
2 1950...	698	424	28	...	45	3	195
3 Subunits in multiple-unit operations.....total number 1954...	1,507	823	59	...	179	446
4 1950...	1,618	1,016	62	...	116	6	418
5 Home farms.....number 1954...	636	331	27	...	75	203
6 1950...	684	416	27	...	45	3	193
7 Cropper farms.....number 1954...	871	492	32	...	104	243
8 1950...	934	600	35	...	71	3	225
9 Land in multiple-unit operations.... total acres 1954...	125,813	68,778	5,012	...	11,567	40,456
10 1950...	133,073	84,223	4,342	...	9,301	193	35,014
11 Home farms.....acres 1954...	106,660	58,708	4,174	...	10,061	33,717
12 1950...	106,825	67,898	3,532	...	6,888	150	28,357
13 Cropper farms.....acres 1954...	19,153	10,070	838	...	1,506	6,739
14 1950...	26,248	16,325	810	...	2,413	43	6,657
15 Cropland harvested.....total acres 1954...	47,296	26,757	1,429	...	3,841	15,269
16 1949...	49,782	32,194	1,163	...	2,875	60	13,490
17 Corn harvested for grain.....multiple units reporting 1954...	550	291	24	...	70	165
18 1949...	599	383	25	...	42	3	146
19 subunits reporting 1954...	824	442	35	...	105	242
20 1949...	932	617	39	...	67	4	205
21 acres 1954...	6,577	3,514	231	...	583	2,249
22 1949...	8,831	5,969	286	...	632	18	1,926
23 bushels 1954...	150,372	76,424	6,615	...	12,306	55,027
24 1949...	238,671	160,347	9,635	...	16,345	750	51,594
25 Cotton harvested.....multiple units reporting 1954...	523	336	12	...	75	100
26 1949...	571	424	6	...	45	3	93
27 subunits reporting 1954...	868	606	15	...	116	131
28 1949...	990	780	9	...	82	4	115
29 acres 1954...	7,283	5,993	29	...	573	688
30 1949...	8,670	7,507	17	...	518	18	610
31 bales 1954...	4,976	4,048	24	...	416	488
32 1949...	7,321	6,274	14	...	456	12	565
33 Tobacco harvested.....multiple units reporting 1954...	109	3	28	...	75	3
34 1949...	75	...	28	...	45	2
35 subunits reporting 1954...	144	4	40	...	97	3
36 1949...	107	...	40	...	65	2
37 acres 1954...	390	6	114	...	263	7
38 1949...	288	...	122	...	163	3
39 pounds 1954...	373,079	4,100	114,916	...	246,053	8,000
40 1949...	270,544	...	115,080	...	151,664	3,800
41 Peanuts harvested for picking or threshing.....multiple units reporting 1954...	1	1
42 1949...	4	1	3
43 subunits reporting 1954...	1	1
44 1949...	8	5	3
45 acres 1954...	1	1
46 1949...	4	1	3
47 pounds 1954...	210	210
48 1949...	2,940	600	2,340
49 Horses and/or mules....multiple units reporting 1954...	431	224	26	...	63	118
50 1950...	560	354	22	...	43	3	138
51 number 1954...	886	500	37	...	134	215
52 1950...	1,484	1,006	48	...	114	4	312
53 Landlord-tenant operations containing multiple units: All subunits including home farm.....number 1954...	1,716	924	76	...	199	517
54 1950...	1,854	1,158	69	...	129	8	490
55 Land in all subunits including home farm.....acres 1954...	132,863	72,822	5,785	...	12,121	42,135
56 1950...	142,506	90,145	4,478	...	9,319	285	38,279
57 Owned by operator of multiple unit...acres 1954...	112,130	59,487	5,297	...	10,757	36,589
58 1950...	119,115	74,683	3,947	...	8,335	279	31,871
59 Rented by operator of multiple unit.....acres 1954...	20,733	13,335	488	...	1,364	5,546
60 1950...	23,391	15,462	531	...	984	6	6,408
61 Subunits not included in multiple units.....operators reporting 1954...	145	70	11	...	13	49
62 1950...	162	90	6	...	8	1	57
63 number 1954...	209	101	17	...	20	71
64 1950...	236	142	7	...	13	2	72
65 Share tenants.....number 1954...	153	73	12	...	15	53
66 1950...	103	70	3	...	4	1	25
67 Other tenants, not croppers nor share tenants.....number 1954...	56	28	5	...	5	18
68 1950...	133	72	4	...	9	1	47
69 Land in subunits not included in multiple units.....acres 1954...	7,050	4,044	773	...	554	1,679
70 1950...	9,438	5,922	136	...	18	92	3,265

MULTIPLE-UNIT OPERATIONS

Economic Area Table 3.—MULTIPLE-UNIT OPERATIONS, BY TYPE OF FARM: CENSUSES OF 1954 AND 1950—Continued

Item (For definitions and explanations, see text)		Areas 5 and D								
		Total	Type of farm							
			Cotton	Tobacco	Peanut	Cotton and tobacco	Cotton and peanut	Tobacco and peanut	Cotton, tobacco, and peanut	Miscellaneous
1	Multiple-unit operations.....number 1954...	1,903	1,617	2	...	49	4	251
2	1950...	2,327	2,103	3	...	38	1	182
3	Subunits in multiple-unit operations.....total number 1954...	5,129	4,417	4	...	191	9	508
4	1950...	6,312	5,774	6	...	140	2	390
5	Home farms.....number 1954...	1,855	1,576	2	...	45	4	228
6	1950...	2,203	1,983	3	...	36	1	180
7	Cropper farms.....number 1954...	3,274	2,841	2	...	146	5	280
8	1950...	4,109	3,791	3	...	104	1	210
9	Land in multiple-unit operations....total acres 1954...	374,945	303,672	767	...	18,360	652	51,494
10	1950...	424,591	372,838	122	...	16,245	143	35,243
11	Home farms.....acres 1954...	296,283	235,287	758	...	14,594	477	45,177
12	1950...	309,236	265,459	77	...	13,047	123	30,530
13	Cropper farms.....acres 1954...	78,662	68,385	9	...	3,776	175	6,317
14	1950...	115,355	107,379	45	...	3,198	20	4,713
15	Cropland harvested.....total acres 1954...	139,962	115,773	62	...	7,171	170	16,786
16	1949...	174,227	158,587	44	...	4,782	80	10,734
17	Corn harvested for grain.....multiple units reporting 1954...	1,442	1,228	2	...	42	4	166
18	1949...	2,202	2,006	2	...	37	157
19	subunits reporting 1954...	2,675	2,266	4	...	138	5	262
20	1949...	4,707	4,354	4	...	107	242
21	acres 1954...	19,073	15,450	18	...	1,266	38	2,301
22	1949...	37,699	33,906	14	...	1,129	2,650
23	bushels 1954...	238,102	184,588	590	...	15,998	515	36,451
24	1949...	939,289	841,237	205	...	24,612	73,235
25	Cotton harvested.....multiple units reporting 1954...	1,773	1,617	49	4	103
26	1949...	2,222	2,103	1	...	38	1	79
27	subunits reporting 1954...	3,651	3,366	158	4	123
28	1949...	5,034	4,825	1	...	112	2	94
29	acres 1954...	42,979	39,694	2,433	27	805
30	1949...	73,231	70,982	1	...	1,750	9	489
31	bales 1954...	24,256	22,574	1,120	11	551
32	1949...	48,886	47,383	1	...	1,108	6	388
33	Tobacco harvested.....multiple units reporting 1954...	53	2	2	...	49
34	1949...	49	4	3	...	38	4
35	subunits reporting 1954...	70	3	3	...	64
36	1949...	61	4	3	...	50	4
37	acres 1954...	234	5	3	...	225
38	1949...	156	11	8	...	131	6
39	pounds 1954...	194,916	4,400	3,856	...	186,660
40	1949...	151,325	11,700	7,700	...	125,713	6,212
41	Peanuts harvested for picking or threshing.....multiple units reporting 1954...	10	...	1	4	5
42	1949...	6	5	1
43	subunits reporting 1954...	15	...	1	6	8
44	1949...	8	7	1
45	acres 1954...	18	...	1	7	10
46	1949...	7	6	1
47	pounds 1954...	6,345	...	330	1,770	4,245
48	1949...	4,322	3,572	750
49	Horses and/or mules....multiple units reporting 1954...	1,365	1,178	2	...	44	3	138
50	1950...	1,902	1,727	2	...	34	1	138
51	number 1954...	3,693	3,118	4	...	205	8	358
52	1950...	5,922	5,402	5	...	172	2	341
53	Landlord-tenant operations containing multiple units: All subunits including home farm.....number 1954...	5,885	5,055	4	...	232	10	584
54	1950...	7,315	6,678	7	...	160	2	468
55	Land in all subunits including home farm.....acres 1954...	400,023	326,071	767	...	19,224	667	53,294
56	1950...	465,312	410,768	148	...	16,789	143	37,464
57	Owned by operator of multiple unit..acres 1954...	337,965	278,000	763	...	14,028	667	44,507
58	1950...	406,242	359,590	148	...	15,662	143	30,699
59	Rented by operator of multiple unit.....acres 1954...	62,058	48,071	4	...	5,196	8,787
60	1950...	59,070	51,178	1,127	6,765
61	Subunits not included in multiple units.....operators reporting 1954...	456	379	18	1	58
62	1950...	566	503	1	...	12	50
63	number 1954...	756	638	41	1	76
64	1950...	1,003	904	1	...	20	78
65	Share tenants.....number 1954...	511	429	25	1	56
66	1950...	558	505	1	...	11	41
67	Other tenants, not croppers nor share tenants.....number 1954...	245	209	16	20
68	1950...	445	399	9	37
69	Land in subunits not included in multiple units.....acres 1954...	25,078	22,399	864	15	1,800
70	1950...	40,721	37,930	26	...	544	2,221

NORTH CAROLINA

Economic Area Table 3.—MULTIPLE-UNIT OPERATIONS, BY TYPE OF FARM: CENSUSES OF 1954 AND 1950—Continued

Item (For definitions and explanations, see text)	Areas 6 and E								
	Total	Type of farm							Miscella- neous
		Cotton	Tobacco	Peanut	Cotton and tobacco	Cotton and peanut	Tobacco and peanut	Cotton, tobacco, and peanut	
1 Multiple-unit operations.....number 1954...	3,685	58	1,571	...	1,966	...	2	25	63
2 1950...	3,497	89	1,536	1	1,801	1	2	11	56
3 Subunits in multiple-unit operations.....total number 1954...	9,535	132	3,911	...	5,272	...	4	75	141
4 1950...	9,189	216	3,946	2	4,857	2	4	35	127
5 Home farms.....number 1954...	3,549	58	1,528	...	1,874	...	2	25	62
6 1950...	3,236	84	1,430	1	1,656	1	2	9	53
7 Cropper farms.....number 1954...	5,986	74	2,383	...	3,398	...	2	50	79
8 1950...	5,953	132	2,516	1	3,201	1	2	26	74
9 Land in multiple-unit operations... total acres 1954...	627,546	6,453	285,780	...	320,516	...	684	5,430	8,683
10 1950...	633,660	14,359	255,357	184	343,989	203	343	5,115	14,110
11 Home farms.....acres 1954...	493,476	5,651	238,149	...	237,305	...	624	4,456	7,291
12 1950...	467,822	11,849	190,671	176	248,245	187	285	4,367	12,042
13 Cropper farms.....acres 1954...	134,070	802	47,631	...	83,211	...	60	974	1,392
14 1950...	165,838	2,510	64,686	8	95,744	16	58	748	2,068
15 Cropland harvested.....total acres 1954...	177,875	1,953	71,432	...	101,003	...	67	1,564	1,856
16 1949...	185,190	4,142	68,768	77	107,603	21	46	949	3,584
17 Corn harvested for grain.....multiple units reporting 1954...	3,514	48	1,478	...	1,913	...	2	24	49
18 1949...	3,417	76	1,511	1	1,770	1	2	11	45
19 subunits reporting 1954...	7,024	75	2,779	...	4,033	...	2	59	76
20 1949...	7,424	130	3,199	1	3,990	2	2	28	72
21 acres 1954...	63,081	622	25,695	...	35,488	...	37	598	641
22 1949...	59,992	978	23,689	30	34,157	4	13	396	723
23 bushels 1954...	1,031,735	9,385	449,595	...	553,451	...	535	7,136	11,633
24 1949...	1,827,456	27,367	770,873	300	997,548	24	480	10,192	20,672
25 Cotton harvested.....multiple units reporting 1954...	2,522	58	464	...	1,966	25	9
26 1949...	2,815	89	899	...	1,801	1	...	11	14
27 subunits reporting 1954...	4,289	86	595	...	3,546	53	9
28 1949...	5,484	154	1,515	...	3,753	2	...	29	31
29 acres 1954...	22,683	518	1,877	...	19,953	282	53
30 1949...	37,369	1,215	5,846	...	29,885	12	...	196	215
31 bales 1954...	16,310	419	1,297	...	14,413	151	30
32 1949...	20,648	675	3,971	...	15,750	6	...	110	136
33 Tobacco harvested.....multiple units reporting 1954...	3,566	...	1,571	...	1,966	...	2	25	2
34 1949...	3,359	1	1,536	...	1,801	...	2	11	8
35 subunits reporting 1954...	7,182	...	3,010	...	4,114	...	2	53	3
36 1949...	6,844	1	3,183	...	3,615	...	2	25	18
37 acres 1954...	33,143	...	15,034	...	17,884	...	6	199	20
38 1949...	28,650	2	15,262	...	13,224	...	7	92	63
39 pounds 1954...	36,004,707	...	16,416,490	...	19,355,199	...	7,500	212,618	12,900
40 1949...	30,648,606	2,000	16,316,695	...	14,168,381	...	8,270	85,260	68,000
41 Peanuts harvested for picking or threshing.....multiple units reporting 1954...	57	...	26	...	4	...	2	25	...
42 1949...	29	...	7	1	7	1	2	11	...
43 subunits reporting 1954...	80	...	32	...	4	...	2	42	...
44 1949...	46	...	9	2	9	1	2	23	...
45 acres 1954...	228	...	77	...	18	...	7	126	...
46 1949...	216	...	19	28	26	5	19	119	...
47 pounds 1954...	202,518	...	87,418	...	14,600	...	6,600	95,900	...
48 1949...	174,689	...	16,400	16,000	30,750	8,000	12,863	90,676	...
49 Horses and/or mules...multiple units reporting 1954...	3,232	43	1,394	...	1,732	...	1	23	39
50 1950...	3,128	67	1,411	1	1,602	1	1	9	36
51 number 1954...	8,498	75	3,518	...	4,751	...	2	75	77
52 1950...	10,033	160	4,407	4	5,296	13	3	63	87
53 Landlord-tenant operations containing multiple units: All subunits including home farm.....number 1954...	12,013	197	4,837	...	6,682	...	5	89	203
54 1950...	12,087	330	5,009	5	6,461	5	13	49	215
55 Land in all subunits including home farm.....acres 1954...	697,299	7,742	312,132	...	361,051	...	695	5,621	10,058
56 1950...	739,154	17,059	294,570	225	404,374	332	475	5,841	16,278
57 Owned by operator of multiple unit..acres 1954...	614,589	7,315	277,193	...	315,120	...	260	4,871	9,830
58 1950...	661,696	16,644	259,880	185	363,172	332	475	5,677	15,331
59 Rented by operator of multiple unit.....acres 1954...	82,710	427	34,939	...	45,931	...	435	750	228
60 1950...	77,458	415	34,690	40	41,202	164	947
61 Subunits not included in multiple units.....operators reporting 1954...	1,226	41	485	...	661	...	1	7	31
62 1950...	1,245	53	472	1	684	1	2	5	27
63 number 1954...	2,478	65	926	...	1,410	...	1	14	62
64 1950...	2,898	114	1,063	3	1,604	3	9	14	88
65 Share tenants.....number 1954...	2,023	50	752	...	1,159	...	1	13	48
66 1950...	1,942	67	711	2	1,079	3	2	12	66
67 Other tenants, not croppers nor share tenants.....number 1954...	455	15	174	...	251	1	14
68 1950...	956	47	352	1	525	...	7	2	22
69 Land in subunits not included in multiple units.....acres 1954...	69,753	1,289	26,352	...	40,535	...	11	191	1,375
70 1950...	105,494	2,700	39,213	41	60,385	129	132	726	2,168

MULTIPLE-UNIT OPERATIONS

Economic Area Table 3.—MULTIPLE-UNIT OPERATIONS, BY TYPE OF FARM: CENSUSES OF 1954 AND 1950—Continued

Item (For definitions and explanations, see text)		Area 7								
		Total	Type of farm							
			Cotton	Tobacco	Peanut	Cotton and tobacco	Cotton and peanut	Tobacco and peanut	Cotton, tobacco, and peanut	Miscellaneous
1	Multiple-unit operations.....number 1954...	2,485	14	229	56	20	447	750	887	82
2	1950...	2,531	16	56	47	32	572	693	1,048	67
3	Subunits in multiple-unit operations.....total number 1954...	8,156	30	600	124	55	1,277	2,439	3,428	203
4	1950...	8,654	34	154	111	80	1,797	2,228	4,081	169
5	Home farms.....number 1954...	2,208	13	202	53	19	417	651	773	80
6	1950...	1,955	16	43	44	27	486	476	801	62
7	Cropper farms.....number 1954...	5,948	17	398	71	36	860	1,788	2,655	123
8	1950...	6,699	18	111	67	53	1,311	1,752	3,280	107
9	Land in multiple-unit operations.... total acres 1954...	751,862	803	35,959	13,834	3,026	163,702	191,320	316,136	27,082
10	1950...	777,260	3,255	9,672	16,823	4,923	207,851	169,618	347,825	17,293
11	Home farms.....acres 1954...	520,486	582	23,018	10,475	2,008	129,632	115,921	215,721	23,129
12	1950...	464,239	2,816	4,894	14,159	2,464	150,697	80,369	195,616	13,224
13	Cropper farms.....acres 1954...	231,376	221	12,941	3,359	1,018	34,070	75,399	100,415	3,953
14	1950...	313,021	439	4,778	2,664	2,459	57,154	89,249	152,209	4,069
15	Cropland harvested.....total acres 1954...	239,590	262	11,246	3,568	1,121	47,206	60,472	105,778	9,937
16	1949...	252,329	451	3,034	4,597	1,386	58,475	55,370	120,100	8,916
17	Corn harvested for grain.....multiple units reporting 1954...	2,425	13	222	54	19	442	738	861	76
18	1949...	2,498	12	55	47	30	562	693	1,045	54
19	subunits reporting 1954...	6,495	17	474	82	41	993	1,994	2,751	143
20	1949...	7,293	20	128	83	70	1,399	1,987	3,504	102
21	acres 1954...	89,206	103	4,932	1,705	345	17,491	25,417	35,022	4,191
22	1949...	82,433	230	1,188	1,671	481	17,216	22,360	36,181	3,106
23	bushels 1954...	2,701,369	1,653	203,603	58,873	5,592	483,391	878,813	927,973	141,471
24	1949...	2,820,692	17,380	46,572	58,023	10,658	504,546	823,487	1,272,739	87,287
25	Cotton harvested.....multiple units reporting 1954...	1,886	14	73	3	20	447	402	887	40
26	1949...	2,056	16	23	4	32	572	329	1,048	32
27	subunits reporting 1954...	4,462	18	117	3	41	925	757	2,569	52
28	1949...	5,465	20	51	11	66	1,378	636	3,256	47
29	acres 1954...	30,169	76	295	12	331	8,101	2,259	18,884	211
30	1949...	44,199	97	199	98	466	14,174	1,913	26,983	269
31	bales 1954...	24,696	55	281	8	212	6,433	2,045	15,497	165
32	1949...	26,526	59	116	64	298	8,050	1,145	16,641	153
33	Tobacco harvested.....multiple units reporting 1954...	1,897	...	229	...	20	8	750	887	3
34	1949...	1,839	...	56	...	32	6	693	1,048	4
35	subunits reporting 1954...	4,891	...	472	...	39	9	1,926	2,440	5
36	1949...	4,875	...	131	...	57	6	1,856	2,819	6
37	acres 1954...	19,884	...	2,436	...	112	34	8,612	8,673	17
38	1949...	17,557	...	606	...	130	15	7,551	9,169	86
39	pounds 1954...	29,051,241	...	3,831,810	...	135,786	34,134	12,996,356	12,035,055	18,100
40	1949...	20,985,834	...	686,918	...	134,594	14,450	9,080,018	10,978,836	91,018
41	Peanuts harvested for picking or threshing.....multiple units reporting 1954...	2,382	...	207	56	1	447	750	887	34
42	1949...	2,440	...	45	47	8	572	693	1,048	27
43	subunits reporting 1954...	6,266	...	399	77	7	985	1,944	2,806	48
44	1949...	7,074	...	93	87	9	1,446	1,922	3,471	46
45	acres 1954...	56,016	...	1,809	771	68	11,947	15,055	26,040	326
46	1949...	74,801	...	488	1,201	120	18,875	16,565	37,165	387
47	pounds 1954...	79,719,732	...	2,406,528	1,267,174	119,294	15,411,545	24,157,677	35,823,456	534,058
48	1949...	79,347,726	...	573,524	1,477,423	125,680	22,103,341	16,223,222	38,442,467	402,069
49	Horses and/or mules....multiple units reporting 1954...	2,260	10	213	35	19	374	715	841	53
50	1950...	2,320	12	49	38	30	502	658	981	50
51	number 1954...	10,248	14	670	60	51	1,479	2,838	5,048	88
52	1950...	12,711	26	202	96	106	2,373	3,110	6,642	156
53	Landlord-tenant operations containing multiple units:									
54	All subunits including home farm.....number 1954...	9,519	36	650	141	72	1,722	2,735	3,894	269
55	1950...	10,308	53	168	132	97	2,460	2,432	4,742	224
56	Land in all subunits including home farm.....acres 1954...	815,106	1,429	37,714	14,528	3,585	181,718	201,399	344,559	30,174
57	1950...	885,661	3,987	10,282	17,653	5,459	247,931	183,095	396,967	20,287
58	Owned by operator of multiple unit..acres 1954...	674,842	1,350	33,274	12,343	3,497	144,529	176,001	278,046	25,802
59	1950...	730,145	3,782	9,743	12,258	5,223	192,657	159,785	333,157	13,540
60	Rented by operator of multiple unit.....acres 1954...	140,264	79	4,440	2,185	88	37,189	25,398	66,513	4,372
61	1950...	155,516	205	539	5,395	236	55,274	23,310	63,810	6,747
62	Subunits not included in multiple units.....operators reporting 1954...	641	3	41	10	8	178	155	220	26
63	1950...	757	8	9	14	12	264	124	297	29
64	number 1954...	1,363	6	50	17	17	445	296	466	66
65	1950...	1,654	19	14	21	17	663	204	661	55
66	Share tenants.....number 1954...	1,023	6	42	10	10	321	235	350	49
67	1950...	874	7	7	14	6	397	88	327	28
68	Other tenants, not croppers nor share tenants.....number 1954...	340	...	8	7	7	124	61	116	17
69	1950...	780	12	7	7	11	266	116	334	27
70	Land in subunits not included in multiple units.....acres 1954...	63,244	626	1,755	694	559	18,016	10,079	28,423	3,092
	1950...	108,401	732	610	830	536	40,080	13,477	49,142	2,994

Economic Area Table 3.—MULTIPLE-UNIT OPERATIONS, BY TYPE OF FARM: CENSUSES OF 1954 AND 1950—Continued

Item (For definitions and explanations, see text)		Area 8								
		Total	Type of farm							
			Cotton	Tobacco	Peanut	Cotton and tobacco	Cotton and peanut	Tobacco and peanut	Cotton, tobacco, and peanut	Miscellaneous
1	Multiple-unit operations.....number	1954... 5,111	7	2,686	...	1,737	3	74	575	29
2		1950... 5,498	14	3,404	2	1,396	6	88	549	39
3	Subunits in multiple-unit operations.....total number	1954... 18,342	15	9,232	...	5,834	12	323	2,862	64
4		1950... 20,839	30	12,214	21	5,285	36	294	2,824	135
5	Home farms.....number	1954... 4,233	5	2,296	...	1,397	1	60	447	27
6		1950... 4,324	13	2,654	2	1,106	6	69	444	30
7	Cropper farms.....number	1954... 14,109	10	6,936	...	4,437	11	263	2,415	37
8		1950... 16,515	17	9,560	19	4,179	30	225	2,380	105
9	Land in multiple-unit operations.... total acres	1954... 1,022,313	321	511,592	...	278,482	644	27,579	199,142	4,553
10		1950... 1,171,532	832	639,489	1,892	293,931	2,482	19,457	202,860	10,589
11	Home farms.....acres	1954... 587,514	195	297,094	...	148,810	253	18,091	119,150	3,921
12		1950... 615,922	509	334,064	1,695	142,488	2,004	10,750	117,285	7,127
13	Cropper farms.....acres	1954... 434,799	126	214,498	...	129,672	391	9,488	79,992	632
14		1950... 565,610	323	305,425	197	151,443	478	8,707	85,575	3,462
15	Cropland harvested.....total acres	1954... 448,385	141	225,977	...	125,060	414	12,220	83,260	1,313
16		1949... 505,375	377	275,932	638	128,098	836	9,146	87,235	3,113
17	Corn harvested for grain.....multiple units reporting	1954... 5,076	6	2,670	...	1,727	3	73	570	27
18		1949... 5,445	14	3,379	2	1,385	6	86	548	25
19	subunits reporting	1954... 15,785	10	7,922	...	5,007	9	268	2,529	40
20		1949... 18,217	21	10,772	3	4,600	21	245	2,473	82
21	acres	1954... 220,017	71	123,058	...	58,249	221	5,227	32,308	883
22		1949... 224,617	179	133,366	315	50,643	341	3,708	34,837	1,228
23	bushels	1954... 5,206,406	740	2,925,839	...	1,227,756	4,350	161,525	868,277	17,919
24		1949... 7,004,411	4,165	4,220,627	6,300	1,650,906	6,215	106,211	990,737	19,250
25	Cotton harvested.....multiple units reporting	1954... 3,672	7	1,296	...	1,737	3	50	575	4
26		1949... 4,482	14	2,458	...	1,396	6	53	549	6
27	subunits reporting	1954... 8,830	10	2,555	...	4,062	9	104	2,086	4
28		1949... 13,015	18	6,041	...	4,560	19	106	2,245	26
29	acres	1954... 43,646	38	9,427	...	20,326	55	520	13,243	37
30		1949... 77,299	105	25,928	...	31,401	202	392	19,127	144
31	bales	1954... 35,420	29	7,479	...	15,888	40	470	11,485	29
32		1949... 47,835	58	16,120	...	18,474	141	308	12,672	62
33	Tobacco harvested.....multiple units reporting	1954... 5,075	...	2,686	...	1,737	1	74	575	2
34		1949... 5,444	1	3,404	...	1,396	...	88	549	6
35	subunits reporting	1954... 15,804	...	8,013	...	5,025	1	263	2,498	4
36		1949... 17,813	1	10,700	...	4,518	...	249	2,294	51
37	acres	1954... 93,567	...	51,514	...	28,465	1	1,361	12,219	7
38		1949... 92,791	(2)	60,107	...	21,120	...	1,368	9,881	315
39	pounds	1954... 125,621,268	...	69,557,540	...	37,468,942	1,000	1,720,853	16,867,033	5,900
40		1949... 115,296,575	500	73,721,505	...	27,500,386	...	1,578,751	12,365,033	130,400
41	Peanuts harvested for picking or threshing.....multiple units reporting	1954... 1,039	...	378	...	7	3	74	575	2
42		1949... 1,264	...	512	2	107	6	88	549	...
43	subunits reporting	1954... 3,241	...	872	...	17	7	266	2,075	4
44		1949... 4,219	...	1,218	3	435	22	239	2,302	...
45	acres	1954... 18,570	...	3,610	...	65	73	2,252	12,518	52
46		1949... 28,649	...	4,851	90	3,121	214	1,882	18,491	...
47	pounds	1954... 20,978,675	...	3,639,983	...	68,585	92,610	2,437,747	14,674,750	65,000
48		1949... 25,071,465	...	4,050,934	94,000	2,471,197	209,105	1,460,051	16,786,178	...
49	Horses and/or mules....multiple units reporting	1954... 4,597	5	2,419	...	1,538	3	68	550	14
50		1950... 5,111	7	3,182	2	1,296	6	78	520	20
51	number	1954... 21,486	10	9,906	...	6,409	14	512	4,601	34
52		1950... 27,634	13	15,119	23	7,248	42	451	4,618	120
53	Landlord-tenant operations containing multiple units:									
54	All subunits including home farm.....number	1954... 20,245	16	10,316	...	6,456	12	347	3,013	85
55		1950... 23,068	37	13,481	24	6,019	36	321	2,953	197
56	Land in all subunits including home farm.....acres	1954... 1,103,363	332	556,640	...	303,535	644	28,944	208,390	4,878
57		1950... 1,282,329	978	697,097	1,922	332,986	2,482	21,509	212,832	12,523
58	Owned by operator of multiple unit..acres	1954... 930,323	332	470,972	...	265,162	473	21,752	168,119	3,513
59		1950... 1,115,832	806	618,432	394	301,383	2,419	19,056	162,991	10,351
60	Rented by operator of multiple unit.....acres	1954... 173,040	...	85,668	...	38,373	171	7,192	40,271	1,365
61		1950... 166,497	172	78,665	1,528	31,603	63	2,453	49,641	2,172
62	Subunits not included in multiple units.....operators reporting	1954... 979	1	526	...	355	...	8	73	16
63		1950... 1,189	6	683	2	384	...	12	80	22
64	number	1954... 1,903	1	1,084	...	622	...	24	151	21
65		1950... 2,229	7	1,267	3	734	...	27	129	62
66	Share tenants.....number	1954... 1,480	...	843	...	496	...	20	106	15
67		1950... 1,467	5	822	2	506	...	12	77	43
68	Other tenants, not croppers nor share tenants.....number	1954... 423	1	241	...	126	...	4	45	6
69		1950... 762	2	445	1	228	...	15	52	19
70	Land in subunits not included in multiple units.....acres	1954... 81,050	11	45,048	...	25,053	...	1,365	9,248	325
		1950... 110,797	146	57,608	30	39,055	...	2,052	9,972	1,934

2 Reported in small fractions.

MULTIPLE-UNIT OPERATIONS

Economic Area Table 3.—MULTIPLE-UNIT OPERATIONS, BY TYPE OF FARM: CENSUSES OF 1954 AND 1950—Continued

Item (For definitions and explanations, see text)	Area 9									
	Total	Type of farm								Miscellaneous
		Cotton	Tobacco	Peanut	Cotton and tobacco	Cotton and peanut	Tobacco and peanut	Cotton, tobacco, and peanut		
1 Multiple-unit operations.....number 1954...	1,182	98	248	...	748	3	4	41	40	
2 1950...	1,372	214	266	...	830	...	6	8	48	
3 Subunits in multiple-unit operations.....total number 1954...	3,420	317	615	...	2,253	9	9	128	89	
4 1950...	4,059	719	651	...	2,533	...	12	28	116	
5 Home farms.....number 1954...	1,135	90	243	...	714	3	4	41	40	
6 1950...	1,234	189	242	...	744	...	6	7	46	
7 Cropper farms.....number 1954...	2,285	227	372	...	1,539	6	5	87	49	
8 1950...	2,825	530	409	...	1,789	...	6	21	70	
9 Land in multiple-unit operations....total acres 1954...	324,032	40,092	54,267	...	198,752	3,189	633	10,368	16,731	
10 1950...	370,687	78,240	58,818	...	204,384	...	2,100	2,211	24,934	
11 Home farms.....acres 1954...	272,859	33,706	48,321	...	162,895	3,108	483	8,363	15,983	
12 1950...	292,753	63,473	49,313	...	152,970	...	1,978	1,532	23,487	
13 Cropper farms.....acres 1954...	51,173	6,386	5,946	...	35,857	81	150	2,005	748	
14 1950...	77,934	14,767	9,505	...	51,414	...	122	679	1,447	
15 Cropland harvested.....total acres 1954...	110,822	15,467	13,703	...	71,234	2,167	155	3,668	4,428	
16 1949...	124,870	28,022	12,760	...	75,451	...	257	792	7,588	
17 Corn harvested for grain.....multiple units reporting 1954...	1,147	97	235	...	735	2	4	41	33	
18 1949...	1,332	202	261	...	818	...	6	8	37	
19 subunits reporting 1954...	2,559	253	430	...	1,728	3	6	104	55	
20 1949...	3,242	551	522	...	2,076	...	8	24	61	
21 acres 1954...	29,361	2,938	4,138	...	19,342	60	72	1,179	1,632	
22 1949...	34,558	6,335	4,816	...	21,843	...	128	296	1,140	
23 bushels 1954...	411,242	31,539	72,642	...	267,337	875	445	19,251	19,153	
24 1949...	864,253	160,356	126,143	...	537,906	...	2,775	7,275	29,788	
25 Cotton harvested.....multiple units reporting 1954...	966	98	64	...	748	3	...	41	12	
26 1949...	1,203	214	133	...	830	...	1	8	17	
27 subunits reporting 1954...	2,028	254	86	...	1,578	8	...	85	17	
28 1949...	2,908	627	216	...	2,009	...	2	25	29	
29 acres 1954...	26,641	5,800	367	...	19,141	493	...	671	169	
30 1949...	41,141	12,338	785	...	27,444	...	8	216	350	
31 bales 1954...	19,037	3,886	288	...	14,017	250	...	491	105	
32 1949...	17,916	6,403	388	...	10,886	...	4	76	159	
33 Tobacco harvested.....multiple units reporting 1954...	1,061	8	248	...	748	1	4	41	11	
34 1949...	1,138	15	266	...	830	...	6	8	13	
35 subunits reporting 1954...	2,125	8	450	...	1,544	1	5	101	16	
36 1949...	2,317	18	505	...	1,743	...	8	24	19	
37 acres 1954...	8,722	10	2,203	...	5,991	8	12	465	33	
38 1949...	8,124	35	2,221	...	5,715	...	36	72	45	
39 pounds 1954...	9,856,728	8,032	2,421,605	...	6,892,721	4,000	11,400	471,334	47,636	
40 1949...	9,668,378	43,084	2,616,927	...	6,822,831	...	48,244	84,300	52,992	
41 Peanuts harvested for picking or threshing.....multiple units reporting 1954...	70	...	15	...	7	3	4	41	...	
42 1949...	51	...	10	...	25	...	6	8	2	
43 subunits reporting 1954...	99	...	18	...	7	3	4	67	...	
44 1949...	82	...	17	...	35	...	7	21	2	
45 acres 1954...	402	...	50	...	22	79	19	232	...	
46 1949...	296	...	45	...	70	...	41	130	10	
47 pounds 1954...	335,438	...	46,330	...	32,840	33,400	8,400	214,468	...	
48 1949...	250,040	...	29,310	...	50,870	...	33,506	124,500	11,854	
49 Horses and/or mules....multiple units reporting 1954...	970	78	199	...	628	3	2	36	24	
50 1950...	1,136	160	222	...	712	...	6	7	29	
51 number 1954...	3,003	273	459	...	2,100	8	4	106	53	
52 1950...	4,273	769	591	...	2,780	...	12	23	98	
53 Landlord-tenant operations containing multiple units: All subunits including home farm.....number 1954...	4,624	470	785	...	3,001	12	10	151	195	
54 1950...	5,911	1,086	840	...	3,566	...	20	39	380	
55 Land in all subunits including home farm.....acres 1954...	362,590	45,696	59,684	...	222,742	3,266	662	10,850	19,690	
56 1950...	442,463	93,639	66,236	...	243,888	...	2,353	2,465	33,882	
57 Owned by operator of multiple unit...acres 1954...	293,118	33,292	53,484	...	178,493	2,316	508	9,800	15,225	
58 1950...	385,256	79,487	58,751	...	211,962	...	2,211	1,940	30,885	
59 Rented by operator of multiple unit.....acres 1954...	69,472	12,404	6,200	...	44,249	950	154	1,050	4,465	
60 1950...	57,227	14,152	7,485	...	31,926	...	142	525	2,997	
61 Subunits not included in multiple units.....operators reporting 1954...	445	54	70	...	283	2	1	12	23	
62 1950...	591	113	86	...	347	...	3	4	38	
63 number 1954...	1,204	153	170	...	748	3	1	23	106	
64 1950...	1,852	367	189	...	1,033	...	8	11	244	
65 Share tenants.....number 1954...	1,039	134	154	...	633	2	1	20	95	
66 1950...	1,368	254	146	...	777	...	6	6	179	
67 Other tenants, not croppers nor share tenants.....number 1954...	165	19	16	...	115	1	...	3	11	
68 1950...	484	113	43	...	256	...	2	5	85	
69 Land in subunits not included in multiple units.....acres 1954...	38,558	5,604	5,417	...	23,990	77	29	482	2,959	
70 1950...	71,776	15,399	7,418	...	39,504	...	253	254	8,948	

Economic Area Table 3.—MULTIPLE-UNIT OPERATIONS, BY TYPE OF FARM: CENSUSES OF 1954 AND 1950—Continued

Item (For definitions and explanations, see text)		Area 10								
		Total	Type of farm							
			Cotton	Tobacco	Peanut	Cotton and tobacco	Cotton and peanut	Tobacco and peanut	Cotton, tobacco, and peanut	Miscellaneous
1	Multiple-unit operations.....number 1954...	533	7	404	4	17	5	2	2	92
2	1950...	481	20	294	3	20	5	7	2	130
3	Subunits in multiple-unit operations.....total number 1954...	1,405	15	1,106	8	38	12	4	5	217
4	1950...	1,283	45	858	9	52	13	22	7	297
5	Home farms.....number 1954...	499	5	373	4	17	5	2	2	91
6	1950...	450	19	271	3	17	5	5	2	128
7	Cropper farms.....number 1954...	906	10	733	4	21	7	2	3	126
8	1950...	833	26	567	6	35	8	17	5	169
9	Land in multiple-unit operations.... total acres 1954...	118,622	4,448	75,423	347	5,326	2,142	184	285	30,467
10	1950...	109,964	3,199	54,255	723	6,719	1,133	1,286	1,474	41,173
11	Home farms.....acres 1954...	91,618	4,224	56,984	258	4,728	1,577	179	147	23,521
12	1950...	85,170	2,459	39,529	473	5,966	801	924	1,250	33,768
13	Cropper farms.....acres 1954...	27,004	224	18,439	89	598	565	5	138	6,946
14	1950...	24,794	740	14,726	250	753	332	364	224	7,405
15	Cropland harvested.....total acres 1954...	42,832	330	25,912	141	1,707	957	84	97	13,604
16	1949...	38,641	1,072	18,883	285	1,605	445	424	329	15,598
17	Corn harvested for grain.....multiple units reporting 1954...	522	5	398	3	17	5	2	2	90
18	1949...	458	19	289	3	19	5	7	2	114
19	subunits reporting 1954...	1,076	8	868	4	27	9	4	4	154
20	1949...	975	29	655	8	33	11	19	6	214
21	acres 1954...	16,553	112	10,721	58	591	248	28	34	4,761
22	1949...	15,015	445	8,065	133	528	169	157	110	5,408
23	bushels 1954...	659,902	4,710	403,843	2,250	23,855	10,555	825	1,400	212,464
24	1949...	417,871	9,166	244,259	4,325	15,698	7,475	4,565	3,780	128,603
25	Cotton harvested.....multiple units reporting 1954...	115	7	67	...	17	5	...	2	17
26	1949...	174	20	91	...	20	5	2	2	34
27	subunits reporting 1954...	144	9	85	...	22	7	...	3	18
28	1949...	237	23	127	...	29	8	4	4	42
29	acres 1954...	629	62	253	...	163	69	...	14	68
30	1949...	1,169	189	458	...	258	27	11	28	198
31	bales 1954...	536	58	213	...	142	63	...	15	45
32	1949...	687	78	322	...	142	27	9	15	94
33	Tobacco harvested.....multiple units reporting 1954...	429	...	404	...	17	...	2	2	4
34	1949...	323	...	294	...	20	...	7	2	...
35	subunits reporting 1954...	906	...	869	...	28	...	2	3	4
36	1949...	723	...	672	...	29	...	17	5	...
37	acres 1954...	5,532	...	5,321	...	170	...	4	19	18
38	1949...	4,045	...	3,793	...	153	...	80	19	...
39	pounds 1954...	7,746,992	...	7,462,126	...	230,326	...	5,120	24,720	24,700
40	1949...	4,577,288	...	4,299,136	...	159,536	...	100,450	18,166	...
41	Peanuts harvested for picking or threshing.....multiple units reporting 1954...	82	...	66	4	...	5	2	2	3
42	1949...	93	...	70	3	1	5	2	2	5
43	subunits reporting 1954...	139	...	117	6	...	8	2	3	3
44	1949...	181	...	137	5	1	10	17	4	6
45	acres 1954...	523	...	386	17	...	91	12	13	4
46	1949...	793	...	510	34	7	87	97	49	9
47	pounds 1954...	591,888	...	405,474	30,544	...	123,830	12,300	14,740	5,000
48	1949...	812,380	...	518,029	31,670	5,500	103,851	71,620	65,809	15,901
49	Horses and/or mules....multiple units reporting 1954...	394	2	328	1	13	5	2	2	41
50	1950...	374	14	252	3	15	3	6	2	79
51	number 1954...	1,032	2	883	1	19	17	3	7	100
52	1950...	1,276	33	906	14	46	16	38	12	211
53	Landlord-tenant operations containing multiple units:									
54	All subunits including home farm.....number 1954...	1,544	17	1,190	8	41	15	6	7	260
55	1950...	1,522	61	946	9	61	16	29	13	387
56	Land in all subunits including home farm.....acres 1954...	124,237	4,619	77,447	347	5,406	2,230	192	462	33,534
57	1950...	120,759	4,192	56,867	723	6,854	1,233	1,440	1,690	47,760
58	Owned by operator of multiple unit.....acres 1954...	111,150	4,432	69,589	250	4,916	2,140	192	412	29,219
59	1950...	106,867	4,033	52,831	723	6,380	1,213	1,428	1,690	38,569
60	Rented by operator of multiple unit.....acres 1954...	13,087	187	7,858	97	490	90	...	50	4,315
61	1950...	13,892	159	4,056	...	474	20	12	...	9,191
62	Subunits not included in multiple units.....operators reporting 1954...	90	2	59	...	2	2	1	1	23
63	1950...	129	8	65	...	7	1	3	1	44
64	number 1954...	139	2	84	...	3	3	2	2	43
65	1950...	239	16	108	...	9	3	7	6	90
66	Share tenants.....number 1954...	122	2	76	...	3	3	2	1	35
67	1950...	81	6	28	...	1	2	1	6	37
68	Other tenants, not croppers nor share tenants.....number 1954...	17	...	8	1	8
69	1950...	158	10	80	...	8	1	6	...	53
70	Land in subunits not included in multiple units.....acres 1954...	5,615	171	2,024	...	80	88	8	177	3,067
	1950...	10,795	993	2,612	...	135	100	152	216	6,587

MULTIPLE-UNIT OPERATIONS

Economic Area Table 3.—MULTIPLE-UNIT OPERATIONS, BY TYPE OF FARM: CENSUSES OF 1954 AND 1950—Continued

Item (For definitions and explanations, see text)	Area 11									
	Total	Type of farm								Miscellaneous
		Cotton	Tobacco	Peanut	Cotton and tobacco	Cotton and peanut	Tobacco and peanut	Cotton, tobacco, and peanut		
1 Multiple-unit operations.....number 1954...	2,813	9	2,470	5	180	...	47	44	58	
2 1950...	2,647	17	2,249	7	212	4	54	42	62	
3 Subunits in multiple-unit operations.....total number 1954...	7,261	18	6,372	11	511	...	118	103	128	
4 1950...	7,178	40	6,125	16	598	10	135	117	137	
5 Home farms.....number 1954...	2,693	9	2,361	5	171	...	47	42	58	
6 1950...	2,448	17	2,072	7	202	4	53	36	57	
7 Cropper farms.....number 1954...	4,568	9	4,011	6	340	...	71	61	70	
8 1950...	4,730	23	4,053	9	396	6	82	81	80	
9 Land in multiple-unit operations....total acres 1954...	542,626	805	465,469	528	34,915	...	17,163	7,708	16,038	
10 1950...	560,128	2,759	467,349	1,702	48,209	672	11,420	15,225	12,812	
11 Home farms.....acres 1954...	444,401	701	379,182	462	26,880	...	15,783	6,496	14,897	
12 1950...	448,702	2,054	373,814	1,480	37,693	615	9,424	12,742	10,880	
13 Cropper farms.....acres 1954...	98,225	104	86,287	66	8,035	...	1,380	1,212	1,141	
14 1950...	111,426	685	95,535	222	10,516	57	1,996	2,483	1,932	
15 Cropland harvested.....total acres 1954...	149,689	237	126,652	109	12,722	...	3,420	2,103	4,446	
16 1949...	150,155	1,099	122,974	262	16,998	75	2,528	2,884	3,334	
17 Corn harvested for grain.....multiple units reporting 1954...	2,706	8	2,381	3	175	...	46	43	50	
18 1949...	2,602	16	2,221	6	211	4	52	41	51	
19 subunits reporting 1954...	5,503	10	4,860	6	398	...	76	77	76	
20 1949...	5,893	25	5,074	10	492	6	107	99	80	
21 acres 1954...	74,463	80	65,508	28	5,511	...	960	791	1,585	
22 1949...	75,542	382	64,856	101	6,688	41	1,215	1,103	1,156	
23 bushels 1954...	1,569,202	1,340	1,392,421	505	87,915	...	15,815	14,785	56,421	
24 1949...	1,823,118	9,135	1,574,004	1,265	153,800	1,230	28,980	28,612	26,092	
25 Cotton harvested.....multiple units reporting 1954...	633	9	383	...	180	...	13	44	4	
26 1949...	722	17	428	...	212	4	11	42	8	
27 subunits reporting 1954...	899	9	472	...	332	...	16	66	4	
28 1949...	1,166	27	630	...	408	4	16	72	9	
29 acres 1954...	3,944	47	1,280	...	2,220	...	44	324	29	
30 1949...	6,808	219	2,370	...	3,665	10	47	470	27	
31 bales 1954...	3,107	36	1,000	...	1,776	...	29	248	18	
32 1949...	2,645	-79	1,227	...	1,155	5	16	150	13	
33 Tobacco harvested.....multiple units reporting 1954...	2,747	...	2,470	...	180	...	47	44	6	
34 1949...	2,563	...	2,249	...	212	...	54	42	6	
35 subunits reporting 1954...	3,576	...	5,024	...	384	...	80	82	6	
36 1949...	5,475	...	4,865	...	424	...	87	90	9	
37 acres 1954...	26,602	...	24,197	...	1,729	...	321	334	21	
38 1949...	23,845	...	21,639	...	1,575	...	288	296	47	
39 pounds 1954...	34,148,864	...	31,126,418	...	2,189,770	...	384,075	423,201	25,400	
40 1949...	26,182,813	...	23,726,903	...	1,773,704	...	318,765	319,153	44,288	
41 Peanuts harvested for picking or threshing.....multiple units reporting 1954...	279	...	180	5	3	...	47	44	...	
42 1949...	278	...	153	7	17	4	54	42	1	
43 subunits reporting 1954...	393	...	243	8	3	...	75	64	...	
44 1949...	459	...	249	10	24	4	88	83	1	
45 acres 1954...	1,292	...	635	31	4	...	450	172	...	
46 1949...	1,844	...	806	70	67	14	462	420	5	
47 pounds 1954...	1,449,011	...	793,204	22,000	3,650	...	424,393	205,764	...	
48 1949...	1,464,879	...	651,007	51,984	51,098	11,580	379,044	315,396	4,770	
49 Horses and/or mules....multiple units reporting 1954...	2,370	7	2,103	3	146	...	41	36	34	
50 1950...	2,393	14	2,047	7	194	4	44	37	46	
51 number 1954...	5,188	9	4,547	5	400	...	94	79	54	
52 1950...	7,073	40	6,012	14	691	7	105	101	103	
53 Landlord-tenant operations containing multiple units:										
54 All subunits including home farm.....number 1954...	8,587	23	7,506	13	609	...	149	130	157	
55 1950...	8,722	61	7,303	18	748	15	178	174	224	
56 Land in all subunits including home farm.....acres 1954...	575,274	925	492,995	535	38,009	...	18,077	8,184	16,549	
57 1950...	604,157	5,340	498,517	1,733	52,755	733	13,627	16,791	14,661	
58 Owned by operator of multiple unit.....acres 1954...	533,653	913	455,709	520	35,163	...	17,585	7,749	16,014	
59 1950...	569,980	5,028	471,284	1,468	49,665	733	12,832	14,842	14,128	
60 Rented by operator of multiple unit.....acres 1954...	41,621	12	37,286	15	2,846	...	492	435	535	
61 1950...	34,177	312	27,233	265	3,090	...	795	1,949	533	
62 Subunits not included in multiple units.....operators reporting 1954...	717	5	604	1	52	...	17	19	19	
63 1950...	788	10	624	2	79	2	20	19	32	
64 number 1954...	1,326	5	1,134	2	98	...	31	27	29	
65 1950...	1,544	21	1,178	3	150	5	43	57	87	
66 Share tenants.....number 1954...	1,109	5	948	1	84	...	28	23	20	
67 1950...	797	13	572	1	98	4	25	38	46	
68 Other tenants, not croppers nor share tenants.....number 1954...	217	...	186	1	14	...	3	4	9	
69 1950...	747	8	606	2	52	1	18	19	41	
70 Land in subunits not included in multiple units.....acres 1954...	32,648	120	27,526	7	3,094	...	914	476	511	
1950...	44,029	2,601	31,168	31	4,546	61	2,207	1,566	1,849	

Economic Area Table 4.—MULTIPLE-UNIT OPERATIONS, BY ACRES OF CROPLAND HARVESTED: CENSUSES OF 1954 AND 1950

Item (For definitions and explanations, see text)	Total, selected areas								
	Total	Acres of cropland harvested							
		None	Under 20 acres	20 to 29 acres	30 to 49 acres	50 to 99 acres	100 to 199 acres	200 to 499 acres	500 acres and over
1 Multiple-unit operations.....number 1954...	26,403	44	4,488	4,121	6,805	7,043	2,837	949	116
2 1950...	25,252	68	2,994	3,539	7,057	7,468	2,965	1,001	160
3 Subunits in multiple-unit operations.....total number 1954...	75,003	97	9,527	9,057	16,037	20,074	11,843	6,655	1,713
4 1950...	74,688	144	6,245	7,603	16,259	21,178	12,832	7,685	2,742
5 Home farms.....number 1954...	24,592	43	4,362	3,949	6,373	6,345	2,541	870	109
6 1950...	22,395	57	2,876	3,339	6,281	6,337	2,518	846	139
7 Cropper farms.....number 1954...	50,411	54	5,165	5,108	9,664	13,729	9,302	5,785	1,604
8 1950...	52,293	87	3,369	4,264	9,978	14,841	10,314	6,837	2,603
9 Land in multiple-unit operations....total acres 1954...	5,188,844	4,179	343,773	417,212	929,547	1,449,818	1,054,552	741,009	248,754
10 1950...	5,266,162	15,752	269,025	369,057	942,054	1,480,927	1,072,104	783,110	334,133
11 Home farms.....acres 1954...	3,859,955	2,595	288,696	326,422	715,045	1,053,632	737,878	551,350	184,337
12 1950...	3,579,665	12,012	217,939	283,139	675,936	987,904	678,561	513,187	210,967
13 Cropper farms.....acres 1954...	1,328,889	1,584	55,077	90,790	214,502	396,186	316,674	189,659	64,417
14 1950...	1,686,497	3,740	51,086	85,918	266,118	493,023	393,523	269,923	123,166
15 Cropland harvested.....total acres 1954...	1,652,627	...	54,844	100,991	262,856	485,347	383,132	272,167	93,290
16 1949...	1,725,780	...	38,780	87,121	273,992	511,108	398,877	289,754	126,148
17 Corn harvested for grain.....multiple units reporting 1954...	24,840	...	3,807	3,920	6,553	6,786	2,729	932	113
18 1949...	24,438	...	2,627	3,430	6,940	7,371	2,921	992	157
19 subunits reporting 1954...	55,550	...	4,921	6,080	11,896	15,884	9,712	5,593	1,464
20 1949...	60,276	...	3,537	5,620	13,281	17,797	10,945	6,680	2,416
21 acres 1954...	596,741	...	20,363	37,576	99,466	183,250	135,997	89,365	30,724
22 1949...	613,595	...	16,699	34,005	104,925	186,196	139,592	92,734	39,444
23 bushels 1954...	13,798,592	...	468,701	808,533	2,177,061	4,102,315	3,259,258	2,196,107	786,617
24 1949...	18,251,069	...	453,819	1,012,607	3,156,129	5,567,131	4,069,900	2,850,777	1,140,706
25 Cotton harvested.....multiple units reporting 1954...	12,568	...	787	1,346	3,122	4,279	2,120	812	102
26 1949...	14,750	...	741	1,407	3,884	5,250	2,404	914	150
27 subunits reporting 1954...	26,048	...	870	1,696	4,493	7,899	5,956	4,065	1,069
28 1949...	35,219	...	873	1,931	6,454	10,787	7,728	5,425	2,021
29 acres 1954...	182,271	...	3,160	7,525	23,075	51,125	46,096	38,769	12,521
30 1949...	294,262	...	3,558	9,492	38,209	86,200	75,310	57,161	24,332
31 bales 1954...	131,262	...	2,116	5,076	16,001	36,672	33,359	28,733	9,305
32 1949...	175,752	...	2,254	5,879	23,298	51,411	44,813	34,297	13,800
33 Tobacco harvested.....multiple units reporting 1954...	22,396	...	3,697	3,662	5,982	5,995	2,220	742	98
34 1949...	20,424	...	2,317	3,006	5,980	5,975	2,229	792	125
35 subunits reporting 1954...	51,817	...	5,156	6,051	11,492	14,713	8,435	4,664	1,306
36 1949...	49,701	...	3,170	4,895	11,287	14,461	8,656	5,373	1,859
37 acres 1954...	250,950	...	14,239	23,249	51,981	77,992	48,164	27,621	7,704
38 1949...	224,033	...	9,312	17,662	46,831	67,985	44,112	27,768	10,363
39 pounds 1954...	307,628,769	...	15,779,247	26,286,071	61,213,050	96,694,364	61,739,930	35,801,611	10,114,496
40 1949...	256,343,325	...	9,755,051	19,311,790	52,532,227	78,547,005	51,223,296	33,378,088	11,595,868
41 Peanuts harvested for picking or threshing.....multiple units reporting 1954...	3,922	...	181	329	633	1,328	839	354	58
42 1949...	4,166	...	111	287	871	1,579	846	384	88
43 subunits reporting 1954...	10,237	...	195	410	1,260	2,747	2,018	873	...
44 1949...	12,078	...	124	378	1,389	3,400	2,977	2,525	1,285
45 acres 1954...	77,052	...	514	1,626	6,343	18,673	22,036	19,202	8,658
46 1949...	106,611	...	453	1,857	8,357	26,820	27,811	26,539	14,774
47 pounds 1954...	103,284,157	...	648,659	2,129,967	8,806,674	25,246,476	29,523,475	26,211,202	10,717,704
48 1949...	107,129,341	...	440,796	1,966,613	8,519,895	26,850,234	28,304,913	27,101,495	13,943,395
49 Horses and/or mules....multiple units reporting 1954...	22,658	14	3,299	3,553	5,965	6,297	2,558	862	110
50 1950...	22,461	31	2,393	3,125	6,345	6,773	2,720	923	151
51 number 1954...	71,256	40	5,248	6,855	13,600	19,734	13,625	9,136	3,018
52 1950...	86,882	86	4,477	6,984	17,156	25,224	17,075	11,331	4,549
53 Landlord-tenant operations containing multiple units:									
54 All subunits including home farm.....number 1954...	87,009	123	11,151	10,478	18,314	23,167	13,712	7,947	2,117
55 1950...	88,817	195	7,841	9,064	19,029	24,967	15,227	9,295	3,199
56 Land in all subunits including home farm.....acres 1954...	5,610,862	4,782	380,633	461,229	999,477	1,570,573	1,131,273	794,492	268,403
57 1950...	5,900,748	19,427	313,450	424,430	1,052,571	1,647,263	1,208,931	865,995	368,681
58 Owned by operator of multiple unit.....acres 1954...	4,804,829	4,713	361,680	416,073	880,172	1,348,266	933,729	628,277	231,919
59 1950...	5,164,011	18,994	293,049	384,841	938,452	1,441,016	1,046,977	739,846	300,836
60 Rented by operator of multiple unit.....acres 1954...	806,033	69	18,953	45,156	119,305	222,307	197,544	166,215	36,484
61 1950...	736,737	433	20,401	39,589	114,119	206,247	161,954	126,149	67,845
62 Subunits not included in multiple units.....operators reporting 1954...	6,352	13	1,119	892	1,385	1,614	872	393	64
63 1950...	6,916	21	948	863	1,599	1,977	973	436	99
64 number 1954...	12,006	26	1,624	1,421	2,277	3,093	1,869	1,292	404
65 1950...	14,129	51	1,596	1,461	2,770	3,789	2,395	1,610	457
66 Share tenants.....number 1954...	9,635	17	1,263	1,168	1,847	2,531	1,506	994	309
67 1950...	8,677	17	898	800	1,626	2,509	1,538	1,059	270
68 Other tenants, not croppers nor share tenants.....number 1954...	2,371	9	361	253	430	562	363	296	95
69 1950...	5,452	34	738	661	1,144	1,280	857	551	187
70 Land in subunits not included in multiple units.....acres 1954...	422,018	603	36,860	44,017	69,930	120,755	76,721	53,483	19,649
1950...	634,386	3,675	44,425	55,373	110,517	166,336	136,827	82,885	34,548

MULTIPLE-UNIT OPERATIONS

Economic Area Table 4.—MULTIPLE-UNIT OPERATIONS, BY ACRES OF CROPLAND HARVESTED: CENSUSES OF 1954 AND 1950—Continued

Item (For definitions and explanations, see text)	Area 1								
	Total	Acres of cropland harvested							
		None	Under 20 acres	20 to 29 acres	30 to 49 acres	50 to 99 acres	100 to 199 acres	200 to 499 acres	500 acres and over
1 Multiple-unit operations.....number 1954...	1,306	...	835	240	158	62	11
2 1950...	716	3	377	146	130	50	10
3 Subunits in multiple-unit operations.....total number 1954...	3,010	...	1,836	562	406	180	26
4 1950...	1,599	7	795	324	300	144	29
5 Home farms.....number 1954...	1,296	...	826	239	158	62	11
6 1950...	707	3	374	144	130	47	9
7 Cropper farms.....number 1954...	1,714	...	1,010	323	248	118	15
8 1950...	892	4	421	180	170	97	20
9 Land in multiple-unit operations...total acres 1954...	186,325	...	74,474	39,380	42,655	24,491	5,325
10 1950...	117,651	422	40,411	22,432	28,146	21,083	5,157
11 Home farms.....acres 1954...	173,719	...	68,850	36,774	40,235	22,987	4,873
12 1950...	104,369	399	36,397	19,190	23,347	18,260	4,776
13 Cropper farms.....acres 1954...	12,606	...	5,624	2,606	2,420	1,504	452
14 1950...	13,282	23	4,014	3,242	2,799	2,823	381
15 Cropland harvested.....total acres 1954...	24,986	...	7,977	5,667	5,874	4,055	1,413
16 1949...	17,092	...	4,295	3,509	4,821	3,163	1,304
17 Corn harvested for grain.....multiple units reporting 1954...	1,138	...	703	220	149	57	9
18 1949...	658	...	335	138	128	48	9
19 subunits reporting 1954...	1,744	...	985	353	271	116	19
20 1949...	1,077	...	486	232	221	118	20
21 acres 1954...	5,203	...	2,365	1,175	1,030	499	134
22 1949...	4,628	...	1,641	975	1,181	665	166
23 bushels 1954...	211,566	...	91,189	49,905	43,535	22,002	4,935
24 1949...	173,203	...	57,138	36,454	46,324	24,979	8,308
25 Cotton harvested.....multiple units reporting 1954...
26 1949...
27 subunits reporting 1954...
28 1949...
29 acres 1954...
30 1949...
31 bales 1954...
32 1949...
33 Tobacco harvested.....multiple units reporting 1954...	1,113	...	708	204	141	52	8
34 1949...	527	...	279	111	95	38	4
35 subunits reporting 1954...	1,645	...	960	314	254	104	13
36 1949...	791	...	371	176	149	85	10
37 acres 1954...	1,536	...	853	294	260	114	15
38 1949...	957	...	408	211	196	127	15
39 pounds 1954...	2,754,981	...	1,475,260	568,704	473,511	209,560	27,946
40 1949...	1,419,449	...	597,926	285,301	318,500	191,572	26,150
41 Peanuts harvested for picking or threshing.....multiple units reporting 1954...
42 1949...
43 subunits reporting 1954...
44 1949...
45 acres 1954...
46 1949...
47 pounds 1954...
48 1949...
49 Horses and/or mules....multiple units reporting 1954...	1,038	...	611	219	140	57	11
50 1950...	617	3	311	134	118	43	8
51 number 1954...	2,021	...	1,030	457	336	165	33
52 1950...	1,341	7	586	296	287	141	24
53 Landlord-tenant operations containing multiple units: All subunits including home farm.....number 1954...	3,277	...	1,982	617	443	206	29
54 1950...	1,843	7	822	363	351	169	31
55 Land in all subunits including home farm.....acres 1954...	188,954	...	75,468	40,120	43,357	24,681	5,328
56 1950...	122,703	422	43,214	23,132	28,797	21,964	5,174
57 Owned by operator of multiple unit..acres 1954...	180,096	...	73,084	38,017	41,588	22,180	5,227
58 1950...	120,265	422	42,513	22,583	27,845	21,728	5,174
59 Rented by operator of multiple unit.....acres 1954...	8,858	...	2,384	2,103	1,769	2,501	101
60 1950...	2,438	...	701	549	952	236
61 Subunits not included in multiple units.....operators reporting 1954...	208	...	116	43	30	17	2
62 1950...	168	...	82	29	38	15	2
63 number 1954...	267	...	146	55	37	26	3
64 1950...	244	...	127	39	51	25	2
65 Share tenants.....number 1954...	186	...	102	39	29	16
66 1950...	89	...	51	11	15	11	1
67 Other tenants, not croppers nor share tenants.....number 1954...	81	...	44	16	8	10	3
68 1950...	155	...	76	28	36	14	1
69 Land in subunits not included in multiple units.....acres 1954...	2,629	...	994	740	702	190	3
70 1950...	5,052	...	2,803	700	651	881	17

Economic Area Table 4.—MULTIPLE-UNIT OPERATIONS, BY ACRES OF CROPLAND HARVESTED: CENSUSES OF 1954 AND 1950—Continued

Item (For definitions and explanations, see text)	Area 2									
	Total	Acres of cropland harvested								
		None	Under 20 acres	20 to 29 acres	30 to 49 acres	50 to 99 acres	100 to 199 acres	200 to 499 acres	500 acres and over	
1 Multiple-unit operations.....number 1954...	240	1	119	36	47	25	10	2	...	
2 1950...	217	1	80	41	49	34	12	
3 Subunits in multiple-unit operations.....total number 1954...	525	2	247	79	102	62	28	5	...	
4 1950...	469	2	163	82	104	84	34	
5 Home farms.....number 1954...	237	1	117	36	47	25	9	2	...	
6 1950...	212	1	78	41	47	33	12	
7 Cropper farms.....number 1954...	288	1	130	43	55	37	19	3	...	
8 1950...	257	1	85	41	57	51	22	
9 Land in multiple-unit operations....total acres 1954...	46,615	52	9,822	4,658	9,910	8,477	9,354	4,342	...	
10 1950...	40,445	59	7,354	6,305	7,900	12,795	6,032	
11 Home farms.....acres 1954...	42,342	45	8,540	3,978	9,285	7,457	8,772	4,265	...	
12 1950...	34,568	56	6,354	5,644	6,306	10,640	5,568	
13 Cropper farms.....acres 1954...	4,273	7	1,282	680	625	1,020	582	77	...	
14 1950...	5,877	3	1,000	661	1,594	2,155	464	
15 Cropland harvested.....total acres 1954...	7,487	...	1,253	883	1,772	1,621	1,311	647	...	
16 1949...	7,819	...	920	1,004	1,816	2,442	1,637	
17 Corn harvested for grain.....multiple units reporting 1954...	220	...	105	35	45	23	10	2	...	
18 1949...	200	...	70	39	45	34	12	
19 subunits reporting 1954...	328	...	143	54	63	44	20	4	...	
20 1949...	329	...	95	60	62	32	
21 acres 1954...	2,128	...	570	305	420	355	354	124	...	
22 1949...	2,667	...	454	355	612	729	517	
23 bushels 1954...	51,197	...	12,497	6,669	9,381	7,937	10,313	4,400	...	
24 1949...	84,952	...	12,245	11,930	19,301	20,486	20,990	
25 Cotton harvested.....multiple units reporting 1954...	5	...	1	...	1	3	
26 1949...	34	...	5	7	13	2	
27 subunits reporting 1954...	7	...	1	...	1	5	
28 1949...	51	...	6	10	11	22	2	
29 acres 1954...	20	...	2	...	2	16	
30 1949...	205	...	12	43	36	94	20	
31 bales 1954...	13	...	1	...	3	9	
32 1949...	137	...	9	28	23	62	15	
33 Tobacco harvested.....multiple units reporting 1954...	136	...	56	23	33	19	5	
34 1949...	94	...	33	15	26	16	4	
35 subunits reporting 1954...	206	...	73	31	53	38	11	
36 1949...	134	...	43	20	36	28	7	
37 acres 1954...	561	...	160	77	156	119	49	
38 1949...	353	...	84	44	99	97	29	
39 pounds 1954...	548,420	...	150,812	77,200	162,864	113,844	43,700	
40 1949...	348,697	...	80,666	42,050	103,930	101,450	20,601	
41 Peanuts harvested for picking or threshing.....multiple units reporting 1954...	
42 1949...	1	1	
43 subunits reporting 1954...	
44 1949...	1	1	
45 acres 1954...	
46 1949...	1	1	
47 pounds 1954...	
48 1949...	900	900	
49 Horses and/or mules....multiple units reporting 1954...	159	...	65	26	39	19	8	2	...	
50 1950...	161	...	54	30	39	27	11	
51 number 1954...	259	...	96	38	59	37	23	6	...	
52 1950...	324	...	93	53	82	71	25	
53 Landlord-tenant operations containing multiple units: All subunits including home farm.....number 1954...	569	2	261	89	111	66	34	6	...	
54 1950...	520	3	177	91	112	98	39	
55 Land in all subunits including home farm.....acres 1954...	47,173	52	10,025	4,845	9,880	8,520	9,408	4,343	...	
56 1950...	41,578	65	7,511	6,543	8,079	13,019	6,361	
57 Owned by operator of multiple unit..acres 1954...	46,002	52	10,003	4,832	9,728	7,636	9,408	4,343	...	
58 1950...	40,425	65	7,429	6,539	8,027	12,064	6,301	
59 Rented by operator of multiple unit.....acres 1954...	1,171	...	22	13	252	884	
60 1950...	1,153	...	82	4	52	955	60	
61 Subunits not included in multiple units.....operators reporting 1954...	36	...	12	8	8	4	3	1	...	
62 1950...	33	1	9	8	4	7	4	
63 number 1954...	44	...	14	10	9	4	6	1	...	
64 1950...	51	1	14	9	8	14	5	
65 Share tenants.....number 1954...	28	...	6	8	7	2	5	
66 1950...	13	...	2	4	2	3	2	
67 Other tenants, not croppers nor share tenants.....number 1954...	16	...	8	2	2	2	1	
68 1950...	38	1	12	5	6	11	3	
69 Land in subunits not included in multiple units.....acres 1954...	558	...	203	187	70	43	54	1	...	
70 1950...	1,133	6	157	238	179	224	328	

MULTIPLE-UNIT OPERATIONS

Economic Area Table 4.—MULTIPLE-UNIT OPERATIONS, BY ACRES OF CROPLAND HARVESTED: CENSUSES OF 1954 AND 1950—Continued

Item (For definitions and explanations, see text)	Areas B, C, and D								
	Total	Acres of cropland harvested							
		None	Under 20 acres	20 to 29 acres	30 to 49 acres	50 to 99 acres	100 to 199 acres	200 to 499 acres	500 acres and over
1 Multiple-unit operations.....number 1954...	5,854	10	1,418	1,324	1,677	1,147	241	35	2
2 1950...	4,885	15	1,020	1,056	1,583	967	220	23	1
3 Subunits in multiple-unit operations.....total number 1954...	15,170	20	3,064	3,028	4,159	3,469	1,119	272	39
4 1950...	12,566	35	2,157	2,352	3,787	2,977	1,061	173	24
5 Home farms.....number 1954...	5,618	10	1,372	1,264	1,603	1,102	232	33	2
6 1950...	4,566	13	974	1,003	1,477	884	195	19	1
7 Cropper farms.....number 1954...	9,552	10	1,692	1,764	2,556	2,367	887	239	37
8 1950...	8,000	22	1,183	1,349	2,310	2,093	866	154	23
9 Land in multiple-unit operations...total acres 1954...	938,866	647	111,795	147,244	256,431	274,389	115,364	28,658	4,358
10 1950...	830,710	2,155	89,355	123,725	248,162	235,221	106,471	22,872	2,749
11 Home farms.....acres 1954...	718,359	593	91,457	115,515	200,200	206,080	81,692	19,209	3,613
12 1950...	567,043	1,100	68,275	93,358	173,856	155,983	61,965	11,715	811
13 Cropper farms.....acres 1954...	220,507	54	20,338	31,729	56,231	68,309	33,672	9,429	745
14 1950...	263,667	1,055	21,080	30,367	74,326	79,238	44,506	11,157	1,938
15 Cropland harvested.....total acres 1954...	232,586	...	18,157	32,224	63,803	76,670	31,937	8,611	1,184
16 1949...	198,211	...	13,131	25,918	60,246	63,999	28,214	6,148	555
17 Cotton harvested for grain.....multiple units reporting 1954...	5,522	...	1,209	1,289	1,636	1,122	229	35	2
18 1949...	4,665	...	895	1,020	1,556	955	216	22	1
19 subunits reporting 1954...	10,630	...	1,593	2,117	3,121	2,667	867	230	35
20 1949...	9,525	...	1,226	1,760	3,085	2,418	867	147	22
21 acres 1954...	64,180	...	6,038	10,285	18,685	19,746	7,197	1,862	347
22 1949...	62,166	...	5,900	8,900	19,475	18,784	7,476	1,450	181
23 bushels 1954...	1,416,228	...	138,410	227,014	417,420	438,401	151,152	37,324	6,507
24 1949...	1,893,650	...	141,990	281,138	603,437	584,918	233,259	43,128	5,780
25 Cotton harvested.....multiple units reporting 1954...	325	...	44	76	86	81	26	11	1
26 1949...	338	...	36	71	113	93	18	6	1
27 subunits reporting 1954...	602	...	50	100	129	160	89	64	10
28 1949...	627	...	43	93	175	191	76	24	21
29 acres 1954...	1,855	...	82	227	32	582	395	241	22
30 1949...	2,316	...	132	264	878	769	320	122	31
31 bales 1954...	1,356	...	70	169	221	410	291	180	15
32 1949...	1,825	...	100	209	539	611	265	80	21
33 Tobacco harvested.....multiple units reporting 1954...	5,727	...	1,340	1,313	1,666	1,134	238	34	2
34 1949...	4,732	...	947	1,039	1,555	956	212	22	1
35 subunits reporting 1954...	12,472	...	2,114	2,508	5,551	3,018	994	249	38
36 1949...	10,114	...	1,423	1,895	3,159	2,547	917	150	23
37 acres 1954...	57,664	...	6,758	10,099	16,715	16,505	5,813	1,542	232
38 1949...	45,412	...	4,666	7,426	14,294	12,904	5,104	864	154
39 pounds 1954...	58,263,718	...	6,800,943	10,429,431	16,967,626	16,562,153	5,814,104	1,471,961	217,500
40 1949...	45,101,750	...	4,560,262	7,472,048	14,266,641	12,816,431	5,059,757	804,749	121,862
41 Peanuts harvested for picking or threshing.....multiple units reporting 1954...	2	1	1
42 1949...
43 subunits reporting 1954...	3	2	1
44 1949...
45 acres 1954...	2	1	1
46 1949...
47 pounds 1954...	340	240	100
48 1949...
49 Horses and/or mules...multiple units reporting 1954...	5,355	3	1,158	1,242	1,588	1,100	230	32	2
50 1950...	4,421	9	851	969	1,467	898	206	20	1
51 number 1954...	13,913	5	1,899	2,517	3,924	3,726	1,379	392	71
52 1950...	13,855	31	1,694	2,372	4,339	3,665	1,456	263	35
53 Landlord-tenant operations containing multiple units: All subunits including home farm.....number 1954...	17,301	27	3,602	3,422	4,600	3,950	1,312	348	40
54 1950...	14,578	39	2,560	2,660	4,310	3,429	1,276	274	30
55 Land in all subunits including home farm.....acres 1954...	1,029,036	693	125,594	162,783	272,357	301,629	128,307	33,296	4,377
56 1950...	947,602	2,736	101,880	138,132	277,817	265,605	127,270	32,962	3,200
57 Owned by operator of multiple unit...acres 1954...	847,259	693	115,059	135,636	219,351	241,993	100,715	29,794	4,018
58 1950...	807,508	2,730	92,797	118,660	231,507	221,240	108,292	29,082	3,200
59 Rented by operator of multiple unit.....acres 1954...	181,777	...	10,535	27,147	53,006	59,636	27,592	3,502	359
60 1950...	140,094	6	9,083	19,472	46,310	42,365	18,978	3,880	...
61 Subunits not included in multiple units.....operators reporting 1954...	1,281	6	382	248	284	260	83	17	1
62 1950...	1,192	4	282	208	331	267	82	17	1
63 number 1954...	2,131	7	538	394	441	481	193	76	6
64 1950...	2,012	4	403	308	523	452	215	101	1
65 Share tenants.....number 1954...	1,821	5	452	337	362	421	170	73	1
66 1950...	1,308	3	222	180	311	349	163	74	6
67 Other tenants, not croppers nor share tenants.....number 1954...	310	2	86	57	79	60	23	3	...
68 1950...	704	1	181	128	212	103	52	27	...
69 Land in subunits not included in multiple units.....acres 1954...	90,170	46	13,799	15,539	15,926	27,240	12,943	4,658	19
70 1950...	116,892	581	12,525	14,407	29,655	28,384	20,799	10,090	451

Economic Area Table 4.—MULTIPLE-UNIT OPERATIONS, BY ACRES OF CROPLAND HARVESTED: CENSUSES OF 1954 AND 1950—Continued

Item (For definitions and explanations, see text)	Area 4a								
	Total	Acres of cropland harvested							
		None	Under 20 acres	20 to 29 acres	30 to 49 acres	50 to 99 acres	100 to 199 acres	200 to 499 acres	500 acres and over
1 Multiple-unit operations.....number 1954...	646	2	203	107	151	136	29	10	6
2 1950...	386	5	70	78	94	95	31	12	1
3 Subunits in multiple-unit operations.....total number 1954...	1,543	4	423	230	362	348	78	36	62
4 1950...	922	10	143	167	205	236	86	63	12
5 Home farms.....number 1954...	633	2	198	106	148	136	28	9	6
6 1950...	376	5	70	75	92	90	31	12	1
7 Cropper farms.....number 1954...	910	2	225	124	214	212	50	27	56
8 1950...	546	5	73	92	113	146	55	51	11
9 Land in multiple-unit operations....total acres 1954...	129,279	116	18,741	13,159	29,253	32,720	15,936	9,142	10,212
10 1950...	96,461	494	7,074	9,652	22,060	24,576	14,974	14,359	3,270
11 Home farms.....acres 1954...	112,238	92	16,669	11,379	25,680	26,818	14,623	7,892	9,085
12 1950...	83,016	383	6,141	7,555	19,770	19,437	13,240	13,439	3,051
13 Cropper farms.....acres 1954...	17,041	24	2,072	1,780	3,573	5,902	1,313	1,250	1,127
14 1950...	13,445	111	933	2,097	2,290	5,141	1,734	2,920	219
15 Cropland harvested.....total acres 1954...	31,117	...	2,289	2,539	5,676	9,275	3,761	3,125	4,452
16 1949...	22,089	...	887	1,877	3,619	6,299	4,365	3,759	1,283
17 Corn harvested for grain.....multiple units reporting 1954...	578	...	158	105	141	131	27	10	6
18 1949...	362	...	62	74	90	94	30	11	1
19 subunits reporting 1954...	907	...	189	156	217	233	60	21	31
20 1949...	662	...	75	111	152	199	71	43	11
21 acres 1954...	6,899	...	842	771	1,451	2,199	854	343	439
22 1949...	5,447	...	400	647	1,085	1,796	836	497	186
23 bushels 1954...	151,271	...	16,929	15,470	34,672	51,589	20,893	5,405	6,313
24 1949...	163,503	...	10,974	19,591	33,528	58,747	23,589	12,854	4,220
25 Cotton harvested.....multiple units reporting 1954...	148	...	20	18	30	51	16	8	5
26 1949...	133	...	9	17	32	39	23	12	1
27 subunits reporting 1954...	248	...	28	26	45	74	24	21	30
28 1949...	242	...	10	24	48	65	50	36	9
29 acres 1954...	2,422	...	81	73	259	547	209	356	897
30 1949...	1,855	...	29	105	261	411	417	402	230
31 bales 1954...	1,555	...	60	49	147	368	142	225	564
32 1949...	1,326	...	24	76	200	349	326	256	95
33 Tobacco harvested.....multiple units reporting 1954...	483	...	134	83	124	107	23	7	5
34 1949...	281	...	45	59	68	79	21	8	1
35 subunits reporting 1954...	796	...	171	127	217	199	42	9	31
36 1949...	447	...	52	78	108	146	35	24	4
37 acres 1954...	3,115	...	504	494	862	853	179	52	171
38 1949...	1,855	...	202	300	471	622	134	105	21
39 pounds 1954...	3,063,855	...	508,437	462,432	815,112	842,703	169,991	56,232	208,948
40 1949...	1,692,066	...	181,595	273,812	423,359	588,215	128,230	68,755	28,100
41 Peanuts harvested for picking or threshing.....multiple units reporting 1954...
42 1949...
43 subunits reporting 1954...
44 1949...
45 acres 1954...
46 1949...
47 pounds 1954...
48 1949...
49 Horses and/or mules....multiple units reporting 1954...	487	...	127	83	126	114	22	9	6
50 1950...	338	3	58	64	85	88	27	12	1
51 number 1954...	1,029	...	175	163	285	267	54	30	55
52 1950...	956	4	110	135	224	308	109	59	7
53 Landlord-tenant operations containing multiple units:									
54 All subunits including home farm.....number 1954...	1,729	4	491	258	396	380	85	50	65
55 1950...	1,089	12	162	190	237	273	118	83	14
56 Land in all subunits including home farm.....acres 1954...	134,944	116	19,995	13,739	30,451	34,745	16,199	9,414	10,285
57 1950...	106,524	538	7,400	10,660	23,990	27,099	18,621	14,885	3,331
58 Owned by operator of multiple unit.....acres 1954...	123,702	116	19,163	12,995	26,747	31,772	15,169	7,920	9,820
59 1950...	100,700	511	6,526	10,268	23,129	24,768	17,680	14,487	3,331
60 Rented by operator of multiple unit.....acres 1954...	11,242	...	832	744	3,704	2,973	1,030	1,494	465
61 1950...	5,824	27	874	392	861	2,331	941	398	...
62 Subunits not included in multiple units.....operators reporting 1954...	130	...	50	22	24	20	4	7	3
63 1950...	98	2	14	15	21	21	17	7	1
64 number 1954...	186	...	68	28	34	32	7	14	3
65 1950...	167	2	19	23	32	37	32	20	2
66 Share tenants.....number 1954...	140	...	54	21	24	28	5	5	3
67 1950...	77	1	6	7	11	16	20	14	2
68 Other tenants, not croppers nor share tenants.....number 1954...	46	...	14	7	10	4	2	9	...
69 1950...	90	1	13	16	21	21	12	6	...
70 Land in subunits not included in multiple units.....acres 1954...	5,665	...	1,254	580	1,198	2,025	263	272	73
1950...	10,063	44	326	1,008	1,930	2,521	3,647	526	61

MULTIPLE-UNIT OPERATIONS

Economic Area Table 4.—MULTIPLE-UNIT OPERATIONS, BY ACRES OF CROPLAND HARVESTED: CENSUSES OF 1954 AND 1950—Continued

Item (For definitions and explanations, see text)	Area 4b									
	Total	Acres of cropland harvested								
		None	Under 20 acres	20 to 29 acres	30 to 49 acres	50 to 99 acres	100 to 199 acres	200 to 499 acres	500 acres and over	
1 Multiple-unit operations.....number 1954...	645	7	86	70	138	183	128	33	...	
2 1950...	695	9	93	76	137	245	108	25	2	
3 Subunits in multiple-unit operations.....total number 1954...	1,507	14	176	154	300	423	336	104	...	
4 1950...	1,618	19	186	159	295	561	293	81	24	
5 Home farms.....number 1954...	636	7	84	69	137	180	127	32	...	
6 1950...	684	9	91	75	134	241	107	25	2	
7 Cropper farms.....number 1954...	871	7	92	85	163	243	209	72	...	
8 1950...	934	10	95	84	161	320	186	56	22	
9 Land in multiple-unit operations....total acres 1954...	125,813	630	5,564	6,391	17,176	35,890	39,877	20,285	...	
10 1950...	133,073	751	6,780	8,166	17,779	46,618	33,520	13,955	5,504	
11 Home farms.....acres 1954...	106,660	208	4,560	5,310	14,276	29,948	34,277	18,081	...	
12 1950...	106,825	415	5,045	6,494	13,583	36,393	27,784	12,095	5,016	
13 Cropper farms.....acres 1954...	19,153	422	1,004	1,081	2,900	5,942	5,600	2,204	...	
14 1950...	26,248	336	1,735	1,672	4,196	10,225	5,736	1,860	488	
15 Cropland harvested.....total acres 1954...	47,296	...	980	1,741	5,461	13,180	17,292	8,642	...	
16 1949...	49,782	...	963	1,844	5,457	17,374	14,744	7,012	2,388	
17 Corn harvested for grain.....multiple units reporting 1954...	550	...	55	56	124	167	117	31	...	
18 1949...	599	...	60	66	124	220	103	24	2	
19 subunits reporting 1954...	824	...	63	72	168	254	210	57	...	
20 1949...	932	...	65	97	179	344	189	47	11	
21 acres 1954...	5,577	...	234	330	990	2,012	2,099	912	...	
22 1949...	8,831	...	285	561	1,212	2,985	2,438	854	496	
23 bushels 1954...	150,372	...	4,290	6,326	20,405	43,003	49,259	27,089	...	
24 1949...	238,671	...	9,591	14,033	34,805	85,811	69,471	19,795	5,165	
25 Cotton harvested.....multiple units reporting 1954...	523	...	49	51	116	161	116	30	...	
26 1949...	571	...	54	54	117	218	102	24	2	
27 subunits reporting 1954...	868	...	56	74	162	260	235	81	...	
28 1949...	990	...	72	74	185	368	210	61	20	
29 acres 1954...	7,283	...	221	336	884	2,055	2,501	1,286	...	
30 1949...	8,670	...	291	368	1,119	3,180	2,327	947	438	
31 bales 1954...	4,976	...	140	223	587	1,365	1,783	878	...	
32 1949...	7,321	...	260	290	906	2,753	2,061	899	152	
33 Tobacco harvested.....multiple units reporting 1954...	109	...	17	18	26	32	12	4	...	
34 1949...	75	...	10	10	19	30	4	2	...	
35 subunits reporting 1954...	144	...	20	21	33	44	20	6	...	
36 1949...	107	...	11	13	25	47	7	4	...	
37 acres 1954...	390	...	41	47	101	131	55	15	...	
38 1949...	288	...	25	24	66	136	22	15	...	
39 pounds 1954...	373,079	...	42,266	37,228	99,850	126,435	54,000	13,300	...	
40 1949...	270,544	...	22,500	25,900	69,200	119,944	18,000	15,000	...	
41 Peanuts harvested for picking or threshing.....multiple units reporting 1954...	1	1	
42 1949...	4	...	2	...	1	...	1	
43 subunits reporting 1954...	1	1	
44 1949...	8	...	2	...	1	...	5	
45 acres 1954...	1	1	
46 1949...	4	...	2	...	1	...	1	
47 pounds 1954...	210	210	
48 1949...	2,940	...	1,240	...	1,100	...	600	
49 Horses and/or mules....multiple units reporting 1954...	431	1	39	41	96	139	91	24	...	
50 1950...	560	2	61	55	110	217	90	23	2	
51 number 1954...	886	1	58	57	168	291	233	78	...	
52 1950...	1,484	4	117	109	228	583	301	117	25	
53 Landlord-tenant operations containing multiple units:										
54 All subunits including home farm.....number 1954...	1,716	14	207	177	344	478	383	113	...	
55 1950...	1,854	21	234	181	333	636	331	93	25	
56 Land in all subunits including home farm.....acres 1954...	132,863	630	6,434	7,056	18,000	39,297	40,933	20,513	...	
57 1950...	142,506	814	8,053	9,046	18,753	50,447	35,731	14,117	5,545	
58 Owned by operator of multiple unit.....acres 1954...	112,130	573	6,139	6,664	16,341	33,308	31,751	15,354	...	
59 1950...	119,115	814	7,914	7,772	17,501	42,363	27,091	10,115	5,545	
60 Rented by operator of multiple unit.....acres 1954...	20,733	57	295	392	1,659	3,989	9,182	5,159	...	
61 1950...	23,391	...	139	1,274	1,252	8,084	8,640	4,002	...	
62 Subunits not included in multiple units.....operators reporting 1954...	143	...	24	16	33	37	28	5	...	
63 1950...	162	2	29	19	31	50	23	7	1	
64 number 1954...	209	...	31	23	44	50	47	9	...	
65 1950...	236	2	48	22	38	75	38	12	1	
66 Share tenants.....number 1954...	153	...	19	20	38	40	32	4	...	
67 1950...	103	...	23	5	17	36	18	3	1	
68 Other tenants, not croppers nor share tenants.....number 1954...	56	...	12	3	6	15	5	
69 1950...	133	2	25	17	21	39	20	9	...	
70 Land in subunits not included in multiple units.....acres 1954...	7,050	...	870	665	824	3,407	1,056	228	...	
1950...	9,433	63	1,273	880	974	3,829	2,211	162	41	

Economic Area Table 4.—MULTIPLE-UNIT OPERATIONS, BY ACRES OF CROPLAND HARVESTED: CENSUSES OF 1954 AND 1950—Continued

Item (For definitions and explanations, see text)	Areas 5 and D								
	Total	Acres of cropland harvested							
		None	Under 20 acres	20 to 29 acres	30 to 49 acres	50 to 99 acres	100 to 199 acres	200 to 499 acres	500 acres and over
1 Multiple-unit operations.....number 1954...	1,903	7	188	224	474	600	320	83	7
2 1950...	2,327	6	165	242	613	840	358	93	10
3 Subunits in multiple-unit operations.....total number 1954...	5,129	14	385	469	1,045	1,547	1,073	519	77
4 1950...	6,312	10	340	507	1,325	2,118	1,253	601	158
5 Home farms.....number 1954...	1,855	6	187	218	465	581	311	80	7
6 1950...	2,203	5	160	235	588	778	338	90	9
7 Cropper farms.....number 1954...	3,274	8	198	251	580	966	762	439	70
8 1950...	4,109	5	180	272	737	1,340	915	511	149
9 Land in multiple-unit operations...total acres 1954...	374,945	622	12,712	21,257	58,428	105,872	101,962	60,074	14,018
10 1950...	424,591	410	12,640	22,570	65,317	136,159	109,178	63,558	14,759
11 Home farms.....acres 1954...	296,283	295	10,290	16,276	45,246	81,481	80,377	49,973	12,345
12 1950...	309,236	205	9,657	17,380	48,284	97,943	78,735	48,051	8,981
13 Cropper farms.....acres 1954...	78,662	327	2,422	4,981	13,182	24,391	21,585	10,101	1,673
14 1950...	115,355	205	2,983	5,190	17,033	38,216	30,443	15,507	5,778
15 Cropland harvested.....total acres 1954...	139,962	...	2,372	5,494	18,376	41,876	42,935	24,832	4,077
16 1949...	174,227	...	2,115	6,016	24,146	58,524	48,090	27,352	7,984
17 Corn harvested for grain.....multiple units reporting 1954...	1,442	...	114	161	364	465	262	70	6
18 1949...	2,202	...	134	223	582	816	92	92	10
19 subunits reporting 1954...	2,675	...	136	215	538	834	601	307	44
20 1949...	4,707	...	166	335	970	1,646	975	483	132
21 acres 1954...	19,073	...	589	1,109	3,263	6,154	5,057	2,548	353
22 1949...	37,699	...	736	1,712	6,356	13,029	9,402	4,928	1,536
23 bushels 1954...	238,102	...	6,459	13,710	40,063	72,668	63,372	38,228	3,602
24 1949...	939,289	...	17,770	44,000	163,367	336,694	227,548	117,877	32,033
25 Cotton harvested.....multiple units reporting 1954...	1,773	...	144	205	446	576	312	83	7
26 1949...	2,222	...	123	231	588	822	355	93	10
27 subunits reporting 1954...	3,651	...	170	281	685	1,137	842	468	68
28 1949...	5,034	...	146	371	1,027	1,727	1,089	543	151
29 acres 1954...	42,979	...	924	2,095	6,243	13,257	11,905	7,629	926
30 1949...	73,231	...	847	2,853	10,793	25,128	19,874	10,765	2,971
31 bales 1954...	24,256	...	545	1,161	3,487	7,470	6,715	4,387	491
32 1949...	48,886	...	579	1,919	7,373	16,730	13,200	7,241	1,844
33 Tobacco harvested.....multiple units reporting 1954...	53	...	1	3	5	19	10	14	1
34 1949...	49	...	7	1	8	10	11	11	1
35 subunits reporting 1954...	70	...	2	3	6	23	16	19	1
36 1949...	61	...	7	1	8	14	12	18	1
37 acres 1954...	234	...	2	5	8	68	42	84	25
38 1949...	156	...	10	3	12	20	37	70	4
39 pounds 1954...	194,916	...	3,056	5,600	6,400	47,860	36,800	82,600	12,600
40 1949...	151,325	...	10,600	1,500	11,660	21,012	36,400	66,153	4,000
41 Peanuts harvested for picking or threshing.....multiple units reporting 1954...	10	...	1	1	4	3	1
42 1949...	6	2	2
43 subunits reporting 1954...	15	...	1	3	6	4	1
44 1949...	8	2	4
45 acres 1954...	18	...	1	3	7	6	1
46 1949...	7	2	1	4
47 pounds 1954...	6,345	...	330	440	1,533	4,020	22
48 1949...	4,322	280	772	3,270
49 Horses and/or mules...multiple units reporting 1954...	1,365	2	102	143	355	432	255	69	7
50 1950...	1,902	1	112	186	508	682	324	83	9
51 number 1954...	3,693	4	161	267	700	1,024	945	511	81
52 1950...	5,922	2	186	365	1,105	1,976	1,338	744	206
53 Landlord-tenant operations containing multiple units:									
54 All subunits including home farm.....number 1954...	5,885	17	464	546	1,201	1,743	1,228	597	89
55 1950...	7,315	13	428	595	1,517	2,431	1,448	690	193
56 Land in all subunits including home farm.....acres 1954...	400,023	653	14,860	23,616	63,036	114,689	106,333	61,920	14,916
57 1950...	465,312	714	16,168	24,187	71,371	151,150	117,945	67,329	16,448
58 Owned by operator of multiple unit.....acres 1954...	337,965	641	14,699	22,763	58,420	98,330	87,581	42,946	12,585
59 1950...	406,242	714	15,046	23,410	65,935	130,866	100,988	55,197	14,086
60 Rented by operator of multiple unit.....acres 1954...	62,058	12	161	853	4,616	16,359	18,752	18,974	2,331
61 1950...	59,070	...	1,122	777	5,436	20,284	16,957	12,132	2,362
62 Subunits not included in multiple units.....operators reporting 1954...	456	2	54	52	101	115	98	31	3
63 1950...	566	2	58	47	124	191	104	34	6
64 number 1954...	756	3	79	77	156	196	155	78	12
65 1950...	1,003	3	88	88	192	313	195	89	35
66 Share tenants.....number 1954...	511	1	63	57	116	104	111	48	11
67 1950...	558	1	41	28	87	209	124	51	17
68 Other tenants, not croppers nor share tenants.....number 1954...	245	2	16	20	40	92	44	30	1
69 1950...	445	2	47	60	105	104	71	38	18
70 Land in subunits not included in multiple units.....acres 1954...	25,078	31	2,148	2,359	4,608	8,617	4,371	1,846	898
1950...	40,721	304	3,528	1,617	6,054	14,991	8,767	3,771	1,689

MULTIPLE-UNIT OPERATIONS

Economic Area Table 4.—MULTIPLE-UNIT OPERATIONS, BY ACRES OF CROPLAND HARVESTED: CENSUSES OF 1954 AND 1950—Continued

Item (For definitions and explanations, see text)	Areas 6 and E								
	Total	Acres of cropland harvested							
		None	Under 20 acres	20 to 29 acres	30 to 49 acres	50 to 99 acres	100 to 199 acres	200 to 499 acres	500 acres and over
1 Multiple-unit operations.....number 1954...	3,685	5	575	703	1,159	962	226	53	2
2 1950...	3,497	8	424	598	1,154	979	265	64	5
3 Subunits in multiple-unit operations.....total number 1954...	9,535	19	1,202	1,512	2,691	2,768	938	385	20
4 1950...	9,189	16	884	1,271	2,653	2,748	1,102	470	45
5 Home farms.....number 1954...	3,549	5	559	677	1,114	923	217	52	2
6 1950...	3,236	8	409	568	1,061	884	243	58	5
7 Cropper farms.....number 1954...	5,986	14	643	835	1,577	1,845	721	333	18
8 1950...	5,953	8	475	703	1,592	1,864	859	412	40
9 Land in multiple-unit operations....total acres 1954...	627,546	1,217	39,501	62,772	156,497	208,537	98,813	54,647	5,562
10 1950...	633,660	917	39,375	55,790	154,014	208,540	104,207	61,097	9,720
11 Home farms.....acres 1954...	493,476	846	31,352	47,461	123,769	161,873	78,494	46,241	3,440
12 1950...	467,822	538	32,085	43,599	115,532	149,471	74,040	44,004	8,553
13 Cropper farms.....acres 1954...	134,070	371	8,149	15,311	32,728	46,664	20,319	8,406	2,122
14 1950...	165,838	379	7,290	12,191	36,482	59,069	30,167	17,093	1,167
15 Cropland harvested.....total acres 1954...	177,875	...	7,734	17,382	44,337	64,334	28,793	13,536	1,759
16 1949...	185,190	...	5,975	14,792	44,304	65,167	33,919	17,537	3,496
17 Corn harvested for grain.....multiple units reporting 1954...	3,514	...	502	667	1,133	942	216	52	2
18 1949...	3,417	...	377	586	1,146	974	265	64	5
19 subunits reporting 1954...	7,024	...	636	1,028	2,073	2,219	766	286	16
20 1949...	7,424	...	507	974	2,215	2,339	939	406	44
21 acres 1954...	63,081	...	3,059	6,695	17,443	23,315	9,504	2,714	351
22 1949...	59,992	...	2,318	5,583	16,056	21,804	9,462	4,098	671
23 bushels 1954...	1,031,735	...	49,128	105,170	291,097	371,530	157,829	48,371	8,610
24 1949...	1,827,456	...	68,690	170,638	497,360	652,221	290,307	125,690	22,550
25 Cotton harvested.....multiple units reporting 1954...	2,522	...	263	428	827	772	182	49	1
26 1949...	2,815	...	251	419	954	875	249	62	5
27 subunits reporting 1954...	4,289	...	283	535	1,199	1,474	534	249	15
28 1949...	5,484	...	302	577	1,575	1,821	812	356	41
29 acres 1954...	22,683	...	934	2,160	5,470	8,776	3,655	1,578	110
30 1949...	37,369	...	1,136	2,573	8,768	13,468	7,676	3,350	398
31 bales 1954...	16,310	...	625	1,512	3,871	6,561	2,658	1,029	54
32 1949...	20,648	...	688	1,430	5,040	7,338	3,939	1,965	248
33 Tobacco harvested.....multiple units reporting 1954...	3,566	...	517	685	1,140	947	224	51	2
34 1949...	3,359	...	370	581	1,131	955	256	61	5
35 subunits reporting 1954...	7,182	...	673	1,045	2,102	2,247	779	324	12
36 1949...	6,844	...	471	898	2,027	2,140	885	387	36
37 acres 1954...	33,143	...	2,237	4,269	9,510	11,129	4,055	1,886	57
38 1949...	28,650	...	1,474	3,326	8,150	9,566	4,168	1,830	136
39 pounds 1954...	36,004,707	...	2,286,097	4,463,309	10,294,706	12,439,811	4,474,060	1,990,724	54,000
40 1949...	30,648,606	...	1,665,556	3,636,444	8,816,006	10,380,247	4,187,661	1,827,332	135,360
41 Peanuts harvested for picking or threshing.....multiple units reporting 1954...	57	...	4	10	12	20	9	1	1
42 1949...	29	...	1	5	4	14	4	1	...
43 subunits reporting 1954...	80	...	5	11	13	31	18	1	1
44 1949...	46	...	1	5	5	21	9	5	...
45 acres 1954...	228	...	5	20	32	85	72	2	12
46 1949...	216	...	1	28	21	95	43	28	...
47 pounds 1954...	202,518	...	4,420	16,700	30,698	71,400	64,500	2,800	12,000
48 1949...	174,689	...	200	24,363	26,200	75,656	39,000	9,270	...
49 Horses and/or mules....multiple units reporting 1954...	3,232	3	435	621	1,039	876	208	48	2
50 1950...	3,128	2	345	533	1,051	894	240	59	4
51 number 1954...	8,498	22	691	1,209	2,369	2,676	1,024	481	26
52 1950...	10,033	4	648	1,200	2,798	3,213	1,343	779	48
53 Landlord-tenant operations containing multiple units:									
54 All subunits including home farm.....number 1954...	12,013	31	1,501	1,870	3,324	3,471	1,250	533	33
55 1950...	12,087	17	1,248	1,617	3,258	3,597	1,543	747	60
56 Land in all subunits including home farm.....acres 1954...	697,299	1,601	46,826	72,449	172,328	230,030	107,623	60,242	6,000
57 1950...	739,154	919	49,044	66,775	173,701	241,497	124,014	73,051	10,143
58 Owned by operator of multiple unit..acres 1954...	614,589	1,601	44,143	65,448	151,200	201,611	90,385	54,201	6,000
59 1950...	661,696	604	46,674	60,228	152,324	213,544	110,507	67,672	10,143
60 Rented by operator of multiple unit.....acres 1954...	82,710	...	2,683	7,001	21,128	28,419	17,438	6,041	...
61 1950...	77,458	315	2,370	6,547	21,377	27,953	13,507	5,389	...
62 Subunits not included in multiple units.....operators reporting 1954...	1,226	3	188	214	337	327	118	37	2
63 1950...	1,245	1	177	176	333	373	135	46	4
64 number 1954...	2,478	12	299	358	633	703	312	148	13
65 1950...	2,898	1	364	346	605	849	441	277	15
66 Share tenants.....number 1954...	2,023	10	231	300	512	594	255	111	10
67 1950...	1,942	...	226	225	404	603	295	187	2
68 Other tenants, not croppers nor share tenants.....number 1954...	455	2	68	58	121	109	57	37	3
69 1950...	956	1	138	121	201	246	146	90	13
70 Land in subunits not included in multiple units.....acres 1954...	69,753	384	7,325	9,677	15,831	21,493	9,010	5,595	438
1950...	105,494	2	9,669	10,985	19,687	32,957	19,807	11,964	423

Economic Area Table 4.—MULTIPLE-UNIT OPERATIONS, BY ACRES OF CROPLAND HARVESTED: CENSUSES OF 1954 AND 1950—Continued

Item (For definitions and explanations, see text)	Area 7									
	Total	Acres of cropland harvested								
		None	Under 20 acres	20 to 29 acres	30 to 49 acres	50 to 99 acres	100 to 199 acres	200 to 499 acres	500 acres and over	
1 Multiple-unit operations.....number 1954...	2,485	5	159	225	541	818	507	202	28	
2 1950...	2,531	3	101	220	526	939	506	192	44	
3 Subunits in multiple-unit operations.....total number 1954...	8,156	10	332	475	1,225	2,250	2,078	1,404	382	
4 1950...	8,654	6	209	459	1,159	2,551	2,182	1,488	600	
5 Home farms.....number 1954...	2,208	5	151	214	494	660	448	189	27	
6 1950...	1,955	1	95	205	429	660	378	146	39	
7 Cropper farms.....number 1954...	5,948	5	181	261	731	1,570	1,630	1,215	355	
8 1950...	6,699	5	114	254	730	1,891	1,804	1,340	561	
9 Land in multiple-unit operations....total acres 1954...	751,862	426	9,814	21,939	71,515	175,601	219,274	183,362	69,931	
10 1950...	777,260	429	11,759	23,344	70,703	202,493	201,411	158,445	108,676	
11 Home farms.....acres 1954...	520,486	197	7,078	14,653	47,942	109,853	144,643	140,510	55,610	
12 1950...	464,239	2	9,791	16,838	43,851	110,844	106,553	93,276	83,084	
13 Cropper farms.....acres 1954...	231,376	229	2,736	7,286	23,573	65,748	74,631	42,852	14,321	
14 1950...	313,021	427	1,968	6,506	26,852	91,649	94,658	65,169	25,592	
15 Cropland harvested.....total acres 1954...	239,590	...	2,051	5,606	21,375	58,224	70,166	59,228	22,940	
16 1949...	252,329	...	1,438	5,518	20,946	65,439	69,690	56,054	33,244	
17 Corn harvested for grain.....multiple units reporting 1954...	2,425	...	143	217	529	800	506	202	28	
18 1949...	2,498	...	91	215	521	936	503	189	43	
19 subunits reporting 1954...	6,495	...	163	308	906	1,824	1,756	1,200	338	
20 1949...	7,293	...	116	329	960	2,244	1,895	1,281	468	
21 acres 1954...	89,206	...	858	2,241	8,839	22,867	26,142	20,505	7,754	
22 1949...	82,433	...	526	2,100	7,411	22,639	22,980	17,003	9,774	
23 bushels 1954...	2,701,369	...	24,108	65,957	257,370	668,202	834,064	613,291	238,377	
24 1949...	2,820,692	...	15,435	66,682	252,203	771,477	781,340	603,593	329,962	
25 Cotton harvested.....multiple units reporting 1954...	1,886	...	70	138	352	654	450	195	27	
26 1949...	2,056	...	59	148	381	782	461	183	42	
27 subunits reporting 1954...	4,482	...	75	170	505	1,183	1,297	969	283	
28 1949...	5,465	...	68	179	600	1,602	1,489	1,077	450	
29 acres 1954...	30,169	...	232	662	2,225	6,635	8,696	8,429	3,290	
30 1949...	44,199	...	258	776	3,191	10,983	12,683	10,285	6,023	
31 bales 1954...	24,696	...	168	459	1,727	5,275	7,257	7,244	2,566	
32 1949...	26,526	...	158	460	1,918	6,600	7,444	6,442	3,504	
33 Tobacco harvested.....multiple units reporting 1954...	1,897	...	101	177	435	630	382	150	22	
34 1949...	1,839	...	54	149	403	700	359	144	30	
35 subunits reporting 1954...	4,891	...	117	238	744	1,414	1,316	814	248	
36 1949...	4,875	...	66	215	669	1,523	1,245	882	275	
37 acres 1954...	19,884	...	336	779	2,634	5,899	5,756	3,436	1,044	
38 1949...	17,557	...	173	579	2,083	5,443	4,824	3,297	1,158	
39 pounds 1954...	29,051,241	...	453,420	1,141,577	3,804,163	8,815,383	8,323,402	5,028,702	1,484,594	
40 1949...	20,985,834	...	183,493	689,586	2,534,119	6,518,313	5,772,749	4,039,841	1,247,733	
41 Peanuts harvested for picking or threshing.....multiple units reporting 1954...	2,382	...	115	212	528	808	498	195	26	
42 1949...	2,440	...	77	204	510	928	492	185	44	
43 subunits reporting 1954...	6,266	...	125	272	836	1,765	1,724	1,203	341	
44 1949...	7,074	...	87	275	878	2,122	1,852	1,312	548	
45 acres 1954...	56,016	...	392	1,278	5,021	14,286	16,757	13,851	4,431	
46 1949...	74,801	...	360	1,532	6,387	20,425	20,765	17,115	8,217	
47 pounds 1954...	79,719,732	...	522,815	1,762,384	7,362,764	20,428,869	23,651,829	19,987,162	6,003,909	
48 1949...	79,347,726	...	380,993	1,675,801	6,847,274	21,676,747	22,124,946	18,230,364	8,411,601	
49 Horses and/or mules.....multiple units reporting 1954...	2,260	2	110	203	501	748	478	191	27	
50 1950...	2,320	1	76	195	481	874	472	179	42	
51 number 1954...	10,248	4	181	402	1,183	2,752	2,772	2,152	802	
52 1950...	12,711	8	140	449	1,500	3,717	3,406	2,336	1,155	
53 Landlord-tenant operations containing multiple units:										
54 All subunits including home farm.....number 1954...	9,519	13	399	560	1,389	2,605	2,411	1,640	502	
55 1950...	10,308	12	290	611	1,386	3,046	2,495	1,741	727	
56 Land in all subunits including home farm.....acres 1954...	815,106	563	12,224	25,326	77,533	191,808	234,597	196,613	76,442	
57 1950...	885,661	1,648	13,556	31,169	82,538	230,584	232,341	176,177	117,648	
58 Owned by operator of multiple unit.....acres 1954...	674,842	563	11,592	24,254	70,043	166,371	187,866	147,477	66,676	
59 1950...	730,145	1,648	12,349	28,976	75,521	196,229	195,824	134,788	84,810	
60 Rented by operator of multiple unit.....acres 1954...	140,264	...	632	1,072	7,490	25,437	46,731	49,136	9,766	
61 1950...	155,516	...	1,207	2,193	7,017	34,355	36,517	41,389	32,838	
62 Subunits not included in multiple units.....operators reporting 1954...	641	1	47	52	110	190	150	75	16	
63 1950...	757	1	49	67	121	236	175	81	25	
64 number 1954...	1,363	3	67	85	164	355	333	236	120	
65 1950...	1,654	6	81	152	227	495	313	253	127	
66 Share tenants.....number 1954...	1,023	1	52	67	123	269	271	165	75	
67 1950...	874	1	39	56	103	275	184	134	82	
68 Other tenants, not croppers nor share tenants.....number 1954...	340	2	15	18	41	86	62	71	45	
69 1950...	780	5	42	96	124	220	129	119	45	
70 Land in subunits not included in multiple units.....acres 1954...	63,244	137	2,410	3,387	6,018	16,207	15,323	13,251	6,511	
1950...	108,401	1,219	1,797	7,825	11,835	28,091	30,930	17,732	8,972	

MULTIPLE-UNIT OPERATIONS

Economic Area Table 4.—MULTIPLE-UNIT OPERATIONS, BY ACRES OF CROPLAND HARVESTED: CENSUSES OF 1954 AND 1950—Continued

Item (For definitions and explanations, see text)	Area 8									
	Total	Acres of cropland harvested								
		None	Under 20 acres	20 to 29 acres	30 to 49 acres	50 to 99 acres	100 to 199 acres	200 to 499 acres	500 acres and over	
1 Multiple-unit operations.....number 1954...	5,111	1	236	512	1,246	1,855	893	322		46
2 1950...	5,498	7	196	455	1,492	1,978	906	394		70
3 Subunits in multiple-unit operations.....total number 1954...	18,342	2	487	1,088	2,938	5,549	4,424	2,870		984
4 1950...	20,839	16	410	956	3,499	6,028	4,590	3,706		1,634
5 Home farms.....number 1954...	4,233	1	220	474	1,048	1,469	710	271		40
6 1950...	4,324	3	175	395	1,166	1,511	708	310		55
7 Cropper farms.....number 1954...	14,109	1	267	614	1,890	4,080	3,714	2,599		944
8 1950...	16,515	13	234	561	2,333	4,517	3,882	3,396		1,579
9 Land in multiple-unit operations....total acres 1954...	1,022,313	6	12,236	34,802	113,227	287,956	265,903	214,317		93,866
10 1950...	1,171,532	796	13,215	30,003	142,968	303,954	275,713	263,291		141,592
11 Home farms.....acres 1954...	587,514	1	8,044	22,556	66,836	166,911	144,084	125,314		53,768
12 1950...	615,922	579	9,385	18,084	61,748	165,587	142,821	136,646		61,072
13 Cropper farms.....acres 1954...	434,799	5	4,192	12,246	46,391	121,045	121,819	89,003		40,098
14 1950...	555,610	217	3,830	11,919	61,220	138,367	132,892	126,645		80,520
15 Cropland harvested.....total acres 1954...	448,385	...	3,413	12,709	48,934	129,766	122,426	91,867		39,270
16 1949...	505,378	...	2,758	11,309	58,814	137,077	122,378	113,599		59,440
17 Corn harvested for grain.....multiple units reporting 1954...	5,076	...	222	510	1,240	1,846	890	322		46
18 1949...	5,445	...	182	452	1,484	1,965	901	393		68
19 subunits reporting 1954...	15,785	...	266	780	2,395	4,658	3,969	2,619		898
20 1949...	18,217	...	243	745	3,007	5,281	4,077	3,348		1,516
21 acres 1954...	220,017	...	1,632	6,556	24,876	66,783	60,738	42,042		17,390
22 1949...	224,617	...	1,383	5,512	27,740	62,852	57,737	46,459		22,934
23 bushels 1954...	5,206,406	...	36,314	141,013	561,299	1,594,312	1,447,847	985,000		440,621
24 1949...	7,004,411	...	44,285	174,892	918,062	2,023,240	1,706,539	1,473,274		664,119
25 Cotton harvested.....multiple units reporting 1954...	3,672	...	98	258	825	1,408	747	293		43
26 1949...	4,482	...	107	288	1,145	1,669	830	376		67
27 subunits reporting 1954...	8,830	...	103	314	1,178	2,662	2,310	1,692		571
28 1949...	13,015	...	122	384	2,021	3,626	3,044	2,672		1,146
29 acres 1954...	43,646	...	340	1,117	4,614	12,116	11,581	10,061		3,817
30 1949...	77,299	...	419	1,485	8,091	20,109	19,337	18,660		9,178
31 bales 1954...	35,420	...	261	855	3,607	9,824	9,370	8,278		3,225
32 1949...	47,835	...	259	1,004	5,077	12,015	11,885	11,925		5,670
33 Tobacco harvested.....multiple units reporting 1954...	5,075	...	217	504	1,242	1,854	892	320		46
34 1949...	5,444	...	175	453	1,484	1,968	901	394		69
35 subunits reporting 1954...	15,804	...	275	793	2,417	4,894	3,931	2,583		911
36 1949...	17,813	...	227	729	2,924	5,196	4,001	3,308		1,428
37 acres 1954...	93,567	...	1,035	3,439	12,357	29,314	25,046	16,677		5,699
38 1949...	92,791	...	773	2,811	13,039	26,775	22,494	18,502		8,397
39 pounds 1954...	125,621,268	...	1,338,951	4,442,178	16,628,911	39,612,981	33,769,512	22,210,056		7,618,679
40 1949...	115,296,575	...	925,945	3,534,259	16,434,258	33,842,405	27,944,870	23,077,775		9,537,063
41 Peanuts harvested for picking or threshing.....multiple units reporting 1954...	1,039	...	11	50	167	367	278	138		28
42 1949...	1,264	...	7	41	241	466	281	184		44
43 subunits reporting 1954...	3,241	...	12	60	242	746	883	772		526
44 1949...	4,219	...	8	53	345	968	950	1,160		735
45 acres 1954...	18,570	...	28	178	838	3,562	4,772	5,089		4,103
46 1949...	28,649	...	25	167	1,428	5,135	6,260	9,077		6,557
47 pounds 1954...	20,978,675	...	29,910	202,833	868,308	3,931,219	5,358,520	5,929,640		4,658,245
48 1949...	25,071,465	...	18,047	146,572	1,192,592	4,165,429	5,466,891	8,550,140		5,531,794
49 Horses and/or mules....multiple units reporting 1954...	4,597	...	172	430	1,071	1,706	858	314		46
50 1950...	5,111	3	162	412	1,366	1,857	861	381		69
51 number 1954...	21,486	...	307	855	2,618	5,888	5,657	4,370		1,791
52 1950...	27,634	8	312	936	3,873	7,671	6,457	5,665		2,712
53 Landlord-tenant operations containing multiple units: All subunits including home farm.....number 1954...	20,245	3	574	1,224	3,226	6,074	4,849	3,165		1,130
54 1950...	23,068	20	540	1,104	3,879	6,631	5,110	3,983		1,801
55 Land in all subunits including home farm.....acres 1954...	1,103,363	11	14,042	39,566	124,263	307,751	285,700	229,048		102,982
56 1950...	1,282,329	903	18,109	36,216	158,420	330,442	300,276	277,977		159,986
57 Owned by operator of multiple unit.....acres 1954...	930,323	11	13,731	37,209	110,363	256,544	233,663	184,906		93,876
58 1950...	1,115,832	843	17,138	33,451	140,439	283,679	259,856	238,286		142,140
59 Rented by operator of multiple unit.....acres 1954...	173,040	...	311	2,357	13,880	51,207	58,037	44,142		9,106
60 1950...	166,497	60	971	2,765	17,981	46,763	40,420	39,691		17,846
61 Subunits not included in multiple units.....operators reporting 1954...	979	1	60	75	199	289	220	110		25
62 1950...	1,189	2	74	104	240	374	226	129		40
63 number 1954...	1,903	1	87	136	288	525	425	295		146
64 1950...	2,229	4	130	148	380	603	520	277		167
65 Share tenants.....number 1954...	1,480	...	57	99	238	424	326	215		121
66 1950...	1,467	1	74	99	245	442	354	187		85
67 Other tenants, not croppers nor share tenants.....number 1954...	423	1	30	37	50	101	99	80		25
68 1950...	762	3	56	49	135	161	166	110		82
69 Land in subunits not included in multiple units.....acres 1954...	81,050	5	1,806	4,764	11,036	19,795	19,797	14,731		9,116
70 1950...	110,797	107	4,894	6,213	15,452	26,488	24,563	14,686		18,394

Economic Area Table 4.—MULTIPLE-UNIT OPERATIONS, BY ACRES OF CROPLAND HARVESTED: CENSUSES OF 1954 AND 1950—Continued

Item (For definitions and explanations, see text)	Area 9									
	Total	Acres of cropland harvested								
		None	Under 20 acres	20 to 29 acres	30 to 49 acres	50 to 99 acres	100 to 199 acres	200 to 499 acres	500 acres and over	
1 Multiple-unit operations.....number 1954...	1,182	2	125	121	303	332	178	105	16	
2 1950...	1,372	3	100	150	349	427	205	117	21	
3 Subunits in multiple-unit operations.....total number 1954...	3,420	4	258	256	697	915	633	548	109	
4 1950...	4,089	4	200	314	774	1,147	783	636	201	
5 Home farms.....number 1954...	1,135	2	120	114	290	315	175	103	16	
6 1950...	1,234	3	95	141	306	375	184	109	21	
7 Cropper farms.....number 1954...	2,285	2	138	142	407	600	458	445	93	
8 1950...	2,825	1	105	173	468	772	599	527	180	
9 Land in multiple-unit operations....total acres 1954...	324,032	285	14,134	10,869	40,590	71,213	71,366	79,754	35,801	
10 1950...	370,687	270	12,009	13,646	49,031	82,137	70,391	103,573	39,628	
11 Home farms.....acres 1954...	272,859	241	12,714	8,515	33,176	56,412	60,046	68,485	33,270	
12 1950...	292,753	242	10,381	10,555	38,493	61,326	51,334	86,435	33,987	
13 Cropper farms.....acres 1954...	51,173	44	1,420	2,374	7,414	14,801	11,320	11,269	2,531	
14 1950...	77,934	28	1,628	3,093	10,538	20,811	19,057	17,138	5,641	
15 Cropland harvested.....total acres 1954...	110,822	...	1,664	3,017	11,940	23,521	24,342	32,638	13,700	
16 1949...	124,870	...	1,368	3,651	13,565	29,412	28,252	34,894	13,728	
17 Corn harvested for grain.....multiple units reporting 1954...	1,147	...	109	118	300	327	174	104	15	
18 1949...	1,332	...	89	147	340	423	195	117	21	
19 subunits reporting 1954...	2,559	...	129	168	524	728	507	429	74	
20 1949...	3,242	...	114	215	604	962	654	519	174	
21 acres 1954...	29,361	...	675	1,191	4,426	7,894	6,030	6,708	2,437	
22 1949...	34,558	...	580	1,436	4,989	9,877	7,476	7,664	2,556	
23 bushels 1954...	411,242	...	10,020	17,447	69,271	111,373	96,493	81,691	24,947	
24 1949...	664,253	...	15,884	38,971	123,700	247,254	184,582	195,370	58,492	
25 Cotton harvested.....multiple units reporting 1954...	966	...	54	84	240	303	167	102	16	
26 1949...	1,203	...	62	108	302	400	198	113	20	
27 subunits reporting 1954...	2,028	...	57	98	352	576	433	422	90	
28 1949...	2,908	...	68	139	490	860	640	531	180	
29 acres 1954...	26,641	...	261	596	2,312	5,590	6,047	8,544	3,291	
30 1949...	41,141	...	308	794	3,907	9,273	10,199	11,620	5,038	
31 bales 1954...	19,037	...	184	445	1,757	4,144	4,228	6,021	2,258	
32 1949...	17,916	...	120	363	1,601	3,838	4,698	5,041	2,255	
33 Tobacco harvested..... multiple units reporting 1954...	1,061	...	102	114	285	310	155	81	14	
34 1949...	1,138	...	78	133	305	357	159	91	15	
35 subunits reporting 1954...	2,125	...	124	147	480	635	412	283	44	
36 1949...	2,317	...	98	194	531	730	436	262	66	
37 acres 1954...	8,722	...	380	535	1,884	2,627	1,764	1,288	244	
38 1949...	8,124	...	270	590	1,826	2,644	1,544	1,007	243	
39 pounds 1954...	9,856,728	...	397,408	569,273	2,121,402	3,124,643	1,905,918	1,491,942	246,142	
40 1949...	9,668,378	...	290,610	714,732	2,173,333	3,242,783	1,780,256	1,216,789	249,875	
41 Peanuts harvested for picking or threshing.....multiple units reporting 1954...	70	...	7	5	16	18	16	6	2	
42 1949...	51	...	3	6	12	19	7	4	...	
43 subunits reporting 1954...	99	...	7	6	19	22	36	7	2	
44 1949...	82	...	3	7	17	32	14	9	...	
45 acres 1954...	402	...	13	9	39	76	146	53	66	
46 1949...	296	...	11	14	45	88	54	84	...	
47 pounds 1954...	335,438	...	8,920	12,800	44,650	63,780	136,888	37,400	31,000	
48 1949...	250,040	...	7,000	10,156	41,229	65,741	39,460	86,454	...	
49 Horses and/or mules....multiple units reporting 1954...	970	...	82	97	251	285	144	97	14	
50 1950...	1,136	1	68	123	294	358	173	100	19	
51 number 1954...	3,003	...	111	174	528	619	565	648	158	
52 1950...	4,273	2	118	256	713	1,152	926	799	307	
53 Landlord-tenant operations containing multiple units:										
54 All subunits including home farm.....number 1954...	4,624	4	332	309	865	1,191	842	875	206	
55 1950...	5,911	13	308	424	1,106	1,599	1,073	1,099	289	
56 Land in all subunits including home farm.....acres 1954...	362,590	285	16,092	12,379	48,146	79,766	78,539	89,367	38,016	
57 1950...	442,463	442	13,485	17,657	62,601	97,537	85,068	121,161	42,512	
58 Owned by operator of multiple unit.....acres 1954...	293,118	265	13,943	11,737	43,984	67,396	68,218	60,936	24,619	
59 1950...	385,236	442	13,190	16,961	58,654	88,066	70,298	107,077	30,548	
60 Rented by operator of multiple unit.....acres 1954...	69,472	...	149	642	4,162	12,370	10,321	28,431	13,397	
61 1950...	57,227	...	2,295	696	3,947	9,471	14,770	14,084	11,964	
62 Subunits not included in multiple units.....operators reporting 1954...	445	...	39	34	88	115	85	73	11	
63 1950...	591	3	43	54	125	182	92	74	16	
64 number 1954...	1,204	...	74	53	168	276	209	327	97	
65 1950...	1,852	9	108	110	332	452	290	463	88	
66 Share tenants.....number 1954...	1,039	...	57	46	145	238	184	293	76	
67 1950...	1,368	5	80	85	242	336	201	349	70	
68 Other tenants, not croppers nor share tenants.....number 1954...	165	...	17	7	23	38	25	34	21	
69 1950...	484	4	28	25	90	116	89	114	18	
70 Land in subunits not included in multiple units.....acres 1954...	38,558	...	1,958	1,490	7,556	8,553	7,173	9,613	2,215	
71 1950...	71,776	172	3,476	4,009	13,570	15,400	14,677	17,588	2,884	

MULTIPLE-UNIT OPERATIONS

Economic Area Table 4.—MULTIPLE-UNIT OPERATIONS, BY ACRES OF CROPLAND HARVESTED: CENSUSES OF 1954 AND 1950—Continued

Item (For definitions and explanations, see text)	Area 10								
	Total	Acres of cropland harvested							
		None	Under 20 acres	20 to 29 acres	30 to 49 acres	50 to 99 acres	100 to 199 acres	200 to 499 acres	500 acres and over
1 Multiple-unit operations.....number 1954...	533	...	57	72	138	153	66	44	3
2 1950...	481	4	53	43	126	139	81	31	4
3 Subunits in multiple-unit operations.....total number 1954...	1,405	...	119	152	315	424	220	161	14
4 1950...	1,283	9	108	88	288	366	301	104	19
5 Home farms.....number 1954...	499	...	54	69	130	141	59	43	3
6 1950...	450	4	53	41	112	127	79	30	4
7 Cropper farms.....number 1954...	906	...	65	83	165	283	161	118	11
8 1950...	833	5	55	47	176	239	222	74	15
9 Land in multiple-unit operations...total acres 1954...	118,622	...	2,992	6,399	15,294	35,539	21,670	34,266	2,462
10 1950...	109,964	8,103	3,310	3,339	16,980	26,690	26,968	19,693	4,881
11 Home farms.....acres 1954...	91,618	...	2,237	4,603	11,263	27,248	15,809	29,148	1,310
12 1950...	85,170	7,930	2,515	2,537	12,793	19,987	20,259	15,540	3,609
13 Cropper farms.....acres 1954...	27,004	...	755	1,796	4,031	8,291	5,861	5,118	1,152
14 1950...	24,794	173	795	802	4,187	6,703	6,709	4,153	1,272
15 Cropland harvested.....total acres 1954...	42,832	...	726	1,787	5,364	10,481	9,131	13,308	2,035
16 1949...	38,641	...	673	1,060	4,872	9,465	11,155	8,678	2,738
17 Corn harvested for grain.....multiple units reporting 1954...	522	...	49	70	138	152	66	44	3
18 1949...	458	...	43	41	123	136	81	30	4
19 subunits reporting 1954...	1,076	...	59	102	243	347	186	127	12
20 1949...	975	...	60	55	221	295	244	86	14
21 acres 1954...	16,553	...	347	891	2,607	4,852	3,468	3,794	594
22 1949...	15,015	...	309	514	2,441	3,988	4,309	2,633	821
23 bushels 1954...	659,902	...	11,905	32,040	95,650	183,977	140,643	173,367	22,320
24 1949...	417,671	...	8,265	15,005	70,948	120,371	125,424	66,013	11,845
25 Cotton harvested.....multiple units reporting 1954...	115	...	2	13	25	41	19	14	1
26 1949...	174	...	11	10	38	59	40	14	2
27 subunits reporting 1954...	144	...	2	17	27	51	24	22	1
28 1949...	237	...	11	11	47	76	69	20	3
29 acres 1954...	629	...	5	55	71	170	112	198	18
30 1949...	1,169	...	40	39	225	359	320	161	25
31 bales 1954...	536	...	2	47	54	163	94	164	12
32 1949...	687	...	21	21	154	191	183	106	11
33 Tobacco harvested.....multiple units reporting 1954...	429	...	46	60	120	132	47	24	...
34 1949...	323	...	33	33	99	103	45	9	1
35 subunits reporting 1954...	906	...	56	89	217	317	149	78	...
36 1949...	723	...	38	47	182	233	178	42	3
37 acres 1954...	5,532	...	219	438	1,157	2,064	1,060	594	...
38 1949...	4,045	...	144	203	962	1,315	1,070	315	36
39 pounds 1954...	7,746,992	...	288,425	575,362	1,613,086	3,036,971	1,425,548	807,600	...
40 1949...	4,577,288	...	142,560	228,612	1,074,975	1,535,636	1,206,168	353,335	36,000
41 Peanuts harvested for picking or threshing.....multiple units reporting 1954...	82	...	6	8	24	27	11	6	...
42 1949...	93	...	1	3	22	39	22	6	...
43 subunits reporting 1954...	139	...	6	8	35	47	27	16	...
44 1949...	181	...	1	5	27	72	56	20	...
45 acres 1954...	523	...	9	18	99	158	109	130	...
46 1949...	793	...	2	13	89	300	270	119	...
47 pounds 1954...	591,888	...	9,400	21,100	105,942	178,546	117,100	159,800	...
48 1949...	812,380	...	2,400	13,661	94,120	252,056	316,243	133,900	...
49 Horses and/or mules...multiple units reporting 1954...	394	...	37	48	104	126	53	25	1
50 1950...	374	2	34	34	100	121	60	20	3
51 number 1954...	1,032	...	52	76	207	366	189	140	2
52 1950...	1,276	2	63	61	281	394	353	107	15
53 Landlord-tenant operations containing multiple units:									
54 All subunits including home farm.....number 1954...	1,544	...	131	165	335	470	243	182	18
55 1950...	1,522	23	136	96	319	432	356	135	25
56 Land in all subunits including home farm.....acres 1954...	124,237	...	3,322	6,645	15,676	38,385	22,393	35,146	2,670
57 1950...	120,759	9,235	3,651	3,444	17,884	29,519	29,204	22,454	5,368
58 Owned by operator of multiple unit...acres 1954...	111,150	...	3,034	6,384	14,358	36,048	17,900	31,699	1,747
59 1950...	106,867	9,235	3,549	3,341	16,503	26,938	25,677	18,891	2,733
60 Rented by operator of multiple unit.....acres 1954...	13,087	...	288	261	1,338	2,337	4,493	3,447	923
61 1950...	13,892	...	102	103	1,381	2,581	3,527	3,563	2,635
62 Subunits not included in multiple units.....operators reporting 1954...	90	...	12	9	13	30	12	12	2
63 1950...	129	1	19	8	23	40	20	15	3
64 number 1954...	139	...	12	13	20	46	23	21	4
65 1950...	239	14	28	8	31	66	55	31	6
66 Share tenants.....number 1954...	122	...	9	12	20	41	21	15	4
67 1950...	81	1	6	2	7	20	22	18	5
68 Other tenants, not croppers nor share tenants.....number 1954...	17	...	3	1	...	5	2	6	...
69 1950...	158	13	22	6	24	46	33	13	1
70 Land in subunits not included in multiple units.....acres 1954...	5,615	...	330	246	382	2,846	723	880	208
1950...	10,795	1,132	341	105	904	2,829	2,236	2,761	487

Economic Area Table 4.—MULTIPLE-UNIT OPERATIONS, BY ACRES OF CROPLAND HARVESTED: CENSUSES OF 1954 AND 1950—Continued

Item (For definitions and explanations, see text)		Area 11									
		Total	Acres of cropland harvested								
			None	Under 20 acres	20 to 29 acres	30 to 49 acres	50 to 99 acres	100 to 199 acres	200 to 499 acres	500 acres and over	
1	Multiple-unit operations.....number	2,813	4	487	487	773	768	228	60	6	
2	1950....	2,647	4	315	434	804	775	263	50	2	
3	Subunits in multiple-unit operations.....total number	7,261	8	998	1,052	1,797	2,139	890	351	26	
4	1950....	7,178	10	650	924	1,870	2,218	1,118	363	25	
5	Home farms.....number	2,693	4	474	469	739	731	214	56	6	
6	1950....	2,448	2	301	416	739	707	234	47	2	
7	Cropper farms.....number	4,568	4	524	583	1,058	1,408	676	295	20	
8	1950....	4,730	8	349	508	1,131	1,511	884	316	23	
9	Land in multiple-unit operations....total acres	542,626	178	31,986	48,322	118,571	189,133	89,708	52,182	12,544	
10	1950....	560,128	946	25,743	50,083	118,994	180,659	118,082	62,267	3,354	
11	Home farms.....acres	444,401	77	26,905	39,402	97,137	156,564	70,188	42,232	11,896	
12	1950....	448,702	163	21,913	41,905	96,393	142,033	91,506	51,986	2,803	
13	Cropper farms.....acres	98,225	101	5,083	8,920	21,434	32,569	19,520	9,950	648	
14	1950....	111,426	783	3,830	8,178	22,601	38,626	26,576	10,281	551	
15	Cropland harvested.....total acres	149,689	...	6,228	11,942	29,944	52,344	29,625	15,733	3,873	
16	1949....	150,155	...	4,257	10,623	31,386	52,747	35,129	14,721	1,292	
17	Corn harvested for grain.....multiple units reporting	2,706	...	438	472	754	754	223	60	5	
18	1949....	2,602	...	289	429	801	770	261	50	2	
19	subunits reporting	5,503	...	559	727	1,377	1,760	751	313	16	
20	1949....	5,893	...	384	707	1,587	1,889	982	320	24	
21	acres	74,463	...	3,154	6,027	15,436	26,574	14,420	7,793	1,059	
22	1949....	75,542	...	2,167	5,710	16,367	27,048	16,793	7,148	309	
23	bushels	1,569,202	...	67,452	127,812	336,898	537,321	282,458	181,941	35,320	
24	1949....	1,623,118	...	51,552	139,273	383,094	640,933	398,543	193,183	6,540	
25	Cotton harvested.....multiple units reporting	633	...	42	75	174	229	85	27	1	
26	1949....	722	...	24	54	207	280	126	31	...	
27	subunits reporting	899	...	45	81	210	317	168	77	1	
28	1949....	1,166	...	25	69	271	429	267	105	...	
29	acres	3,944	...	78	204	669	1,401	995	447	150	
30	1949....	6,808	...	86	192	1,140	2,424	2,137	829	...	
31	bales	3,107	...	60	156	540	1,083	821	327	120	
32	1949....	2,645	...	36	79	467	924	797	342	...	
33	Tobacco harvested.....multiple units reporting	2,747	...	458	478	765	759	224	57	6	
34	1949....	2,563	...	286	422	787	763	253	50	2	
35	subunits reporting	5,576	...	571	735	1,418	1,780	752	299	21	
36	1949....	5,475	...	363	629	1,469	1,772	923	296	23	
37	acres	26,602	...	1,714	2,773	6,337	9,169	4,330	2,047	232	
38	1949....	23,845	...	1,083	2,145	5,633	8,336	4,671	1,763	214	
39	pounds	34,148,864	...	2,032,172	3,513,777	8,225,419	11,762,020	5,694,949	2,648,494	272,033	
40	1949....	26,182,813	...	1,093,338	2,409,546	6,306,246	9,188,995	5,040,454	1,908,359	235,875	
41	Peanuts harvested for picking or threshing.....multiple units reporting	279	...	37	43	81	84	25	8	1	
42	1949....	278	...	20	28	78	111	37	4	...	
43	subunits reporting	393	...	39	50	107	131	44	19	3	
44	1949....	459	...	22	33	115	183	87	19	...	
45	acres	1,292	...	66	120	306	499	178	77	46	
46	1949....	1,844	...	52	103	383	776	414	116	...	
47	pounds	1,449,011	...	72,864	113,710	392,539	568,542	194,406	94,400	12,550	
48	1949....	1,464,879	...	30,916	98,060	316,200	613,833	314,503	91,367	...	
49	Horses and/or mules....multiple units reporting	2,370	3	361	400	655	695	200	51	5	
50	1950....	2,393	4	261	390	729	714	248	46	1	
51	number	5,188	4	487	640	1,223	1,723	751	328	32	
52	1950....	7,073	14	410	752	1,726	2,333	1,337	462	39	
53	Landlord-tenant operations containing multiple units:										
54	All subunits including home farm.....number	8,587	8	1,207	1,241	2,080	2,533	1,046	438	34	
55	1950....	8,722	15	836	1,132	2,221	2,626	1,407	450	35	
56	Land in all subunits including home farm.....acres	575,274	178	35,751	52,705	124,350	199,272	95,713	54,590	12,715	
57	1950....	604,157	991	29,379	57,469	128,620	190,400	126,926	65,872	4,500	
58	Owned by operator of multiple unit..acres	533,653	178	35,090	50,154	118,049	183,077	85,846	48,701	12,578	
59	1950....	569,980	966	27,924	52,652	121,067	179,531	119,289	64,251	4,300	
60	Rented by operator of multiple unit.....acres	41,621	...	661	2,571	6,301	16,195	9,867	5,889	137	
61	1950....	34,177	25	1,455	4,817	7,553	10,869	7,637	1,621	200	
62	Subunits not included in multiple units.....operators reporting	717	...	135	119	158	210	69	25	1	
63	1950....	788	2	110	128	208	219	93	26	2	
64	number	1,326	...	209	189	283	394	156	87	8	
65	1950....	1,544	5	186	208	351	408	289	87	10	
66	Share tenants.....number	1,209	...	161	162	233	354	289	65	8	
67	1950....	797	4	88	98	182	209	154	62	...	
68	Other tenants, not croppers nor share tenants.....number	217	...	48	27	50	40	30	22	...	
69	1950....	747	1	98	110	169	199	135	25	10	
70	Land in subunits not included in multiple units.....acres	32,648	...	3,763	4,383	5,779	10,139	6,005	2,408	171	
	1950....	44,029	45	3,636	7,386	9,626	9,741	8,844	3,605	1,146	

MULTIPLE-UNIT OPERATIONS

Economic Area Table 5.—MULTIPLE-UNIT OPERATIONS, BY NUMBER OF SUBUNITS: CENSUSES OF 1954 AND 1950

Item (For definitions and explanations, see text)	Total, selected areas						
	Total	Number of subunits					
		2	3	4	5 to 9	10 to 19	20 and over
1 Multiple-unit operations.....number 1954...	26,403	16,439	5,397	2,172	2,052	312	31
2 1950...	25,252	15,277	5,202	2,061	2,258	397	37
3 Subunits in multiple-unit operations.....total number 1954...	75,003	32,878	16,191	8,688	12,421	3,877	948
4 1950...	74,688	30,554	15,606	8,244	13,683	4,910	1,691
5 Home farms.....number 1954...	24,592	15,424	5,013	2,005	1,843	281	26
6 1950...	22,395	13,680	4,615	1,824	1,901	329	46
7 Cropper farms.....number 1954...	50,411	17,454	11,178	6,683	10,578	3,596	922
8 1950...	52,293	16,874	10,991	6,420	11,782	4,581	1,645
9 Land in multiple-unit operations....total acres 1954...	5,188,844	2,132,576	1,076,409	596,375	947,284	352,633	83,557
10 1950...	5,266,162	2,041,912	1,050,026	570,144	1,052,185	415,794	136,101
11 Home farms.....acres 1954...	3,899,955	1,707,128	802,926	420,088	644,084	238,254	47,475
12 1950...	3,979,665	1,534,564	729,495	374,370	635,176	244,801	61,259
13 Cropper farms.....acres 1954...	1,328,889	425,448	273,483	176,287	303,210	114,379	36,082
14 1950...	1,686,497	507,348	320,531	195,774	417,009	170,993	74,842
15 Cropland harvested.....total acres 1954...	1,652,627	652,918	338,924	197,308	318,306	113,219	31,952
16 1949...	1,725,780	634,227	336,536	193,131	360,210	150,053	51,623
17 Corn harvested for grain.....multiple units reporting 1954...	24,840	15,173	5,195	2,114	2,019	308	31
18 1949...	24,438	14,593	5,106	2,045	2,245	394	55
19 subunits reporting 1954...	55,550	23,151	11,858	6,564	9,889	3,255	833
20 1949...	60,276	24,068	12,331	6,594	11,510	4,224	1,449
21 acres 1954...	596,741	227,095	122,314	72,206	118,699	42,713	13,714
22 1949...	613,595	220,428	119,249	68,624	130,334	56,090	18,870
23 bushels 1954...	13,798,592	5,088,429	2,797,622	1,682,925	2,863,876	1,023,843	341,897
24 1949...	18,251,069	6,505,289	3,506,590	2,032,894	3,963,513	1,691,766	553,017
25 Cotton harvested.....multiple units reporting 1954...	12,568	6,699	2,730	1,332	1,498	280	29
26 1949...	14,750	7,842	3,189	1,481	1,815	369	54
27 subunits reporting 1954...	26,048	8,830	5,169	3,316	5,849	2,286	598
28 1949...	35,219	11,638	6,659	4,219	7,960	3,581	1,162
29 acres 1954...	182,271	58,054	36,080	24,029	42,074	17,440	4,614
30 1949...	294,262	93,088	54,148	37,114	69,096	30,303	10,513
31 bales 1954...	131,262	41,089	25,261	17,005	30,954	13,414	3,539
32 1949...	175,752	55,378	32,099	21,349	41,610	19,068	6,248
33 Tobacco harvested.....multiple units reporting 1954...	22,396	13,520	4,737	1,938	1,883	289	29
34 1949...	20,424	11,864	4,375	1,779	1,992	363	51
35 subunits reporting 1954...	51,817	20,985	11,210	6,274	9,495	3,030	823
36 1949...	49,701	18,885	10,299	5,640	9,908	3,678	1,291
37 acres 1954...	250,950	96,127	52,627	30,812	49,883	17,076	4,425
38 1949...	224,033	80,318	45,068	25,341	47,929	18,402	6,975
39 pounds 1954...	307,628,769	114,183,161	64,256,268	38,131,592	62,975,019	22,080,020	6,002,709
40 1949...	256,343,325	89,907,314	51,019,719	29,230,492	56,318,015	22,122,024	7,745,761
41 Peanuts harvested for picking or threshing.....multiple units reporting 1954...	3,922	1,801	899	460	617	128	17
42 1949...	4,166	1,853	906	491	709	176	31
43 subunits reporting 1954...	10,237	2,550	1,918	1,313	2,780	1,192	484
44 1949...	12,078	2,838	2,021	1,441	3,385	1,676	717
45 acres 1954...	77,052	18,163	14,098	9,504	21,557	10,210	3,520
46 1949...	106,611	23,511	16,595	12,656	30,542	17,268	6,039
47 pounds 1954...	103,284,157	25,139,377	18,910,717	12,801,500	28,938,457	13,175,224	4,318,882
48 1949...	107,129,341	23,922,984	17,239,618	12,639,917	30,039,795	17,719,683	5,567,344
49 Horses and/or mules....multiple units reporting 1954...	22,658	13,493	4,862	2,022	1,946	304	31
50 1950...	22,461	13,202	4,767	1,929	2,122	385	56
51 number 1954...	71,256	27,600	14,138	8,287	14,041	5,667	1,523
52 1950...	86,882	32,887	17,191	9,669	17,394	7,103	2,638
53 Landlord-tenant operations containing multiple units: All subunits including home farm.....number 1954...	87,009	38,566	18,662	9,942	14,321	4,406	1,112
54 1950...	88,817	37,186	18,454	9,721	15,984	5,580	1,892
55 Land in all subunits including home farm.....acres 1954...	5,610,862	2,300,196	1,169,863	644,359	1,026,595	375,173	94,676
56 1950...	5,900,748	2,297,818	1,168,144	640,092	1,176,670	457,764	160,260
57 Owned by operator of multiple unit..acres 1954...	4,804,829	1,987,685	1,011,775	543,516	860,961	311,210	89,682
58 1950...	5,164,011	2,021,316	1,021,220	557,746	1,018,479	398,715	146,535
59 Rented by operator of multiple unit.....acres 1954...	806,033	312,511	158,088	100,843	166,634	63,963	4,994
60 1950...	736,737	276,502	146,924	82,346	158,191	59,049	13,725
61 Subunits not included in multiple units.....operators reporting 1954...	6,352	3,587	1,279	594	735	137	20
62 1950...	6,916	3,818	1,413	672	781	193	39
63 number 1954...	12,006	5,688	2,471	1,254	1,900	529	164
64 1950...	14,129	6,632	2,848	1,477	2,301	670	201
65 Share tenants.....number 1954...	9,635	4,527	2,086	965	1,511	399	147
66 1950...	8,677	3,812	1,821	973	1,517	432	122
67 Other tenants, not croppers nor share tenants.....number 1954...	2,371	1,161	385	289	389	130	17
68 1950...	5,452	2,820	1,027	504	784	238	79
69 Land in subunits not included in multiple units.....acres 1954...	422,018	167,620	93,454	47,984	79,301	22,540	11,119
70 1950...	634,566	255,906	118,118	69,948	124,485	41,970	24,159

Economic Area Table 5.—MULTIPLE-UNIT OPERATIONS, BY NUMBER OF SUBUNITS: CENSUSES OF 1954 AND 1950—Continued

Item (For definitions and explanations, see text)		Area 1 (part)					
		Total	Number of subunits				
			2	3	4	5 to 9	10 to 19
1	Multiple-unit operations.....number 1954...	1,306	1,021	214	46	25	...
2	1950...	716	603	74	28	11	...
3	Subunits in multiple-unit operations.....total number 1954...	3,010	2,042	642	184	142	...
4	1950...	1,599	1,206	222	112	59	...
5	Home farms.....number 1954...	1,296	1,013	213	46	24	...
6	1950...	707	596	73	27	11	...
7	Cropper farms.....number 1954...	1,714	1,029	429	138	118	...
8	1950...	892	610	149	85	48	...
9	Land in multiple-unit operations....total acres 1954...	186,325	129,684	36,662	10,373	3,606	...
10	1950...	117,651	85,089	17,444	8,388	6,730	...
11	Home farms.....acres 1954...	173,719	122,395	33,548	9,209	8,567	...
12	1950...	104,369	75,878	15,251	7,155	6,085	...
13	Cropper farms.....acres 1954...	12,606	7,289	3,114	1,164	1,039	...
14	1950...	13,282	9,211	2,193	1,233	645	...
15	Cropland harvested.....total acres 1954...	24,986	17,387	5,311	1,345	943	...
16	1949...	17,092	12,975	2,279	1,290	548	...
17	Corn harvested for grain.....multiple units reporting 1954...	1,138	866	204	43	25	...
18	1949...	658	549	71	27	11	...
19	subunits reporting 1954...	1,744	1,193	373	95	83	...
20	1949...	1,077	811	146	77	43	...
21	acres 1954...	5,203	3,545	1,128	281	249	...
22	1949...	4,628	3,466	638	360	164	...
23	bushels 1954...	211,566	143,603	45,982	11,426	10,555	...
24	1949...	173,203	130,198	21,849	16,320	4,836	...
25	Cotton harvested.....multiple units reporting 1954...
26	1949...
27	subunits reporting 1954...
28	1949...
29	acres 1954...
30	1949...
31	bales 1954...
32	1949...
33	Tobacco harvested.....multiple units reporting 1954...	1,113	854	195	39	25	...
34	1949...	527	428	64	24	11	...
35	subunits reporting 1954...	1,645	1,123	354	80	80	...
36	1949...	791	570	126	53	42	...
37	acres 1954...	1,536	1,044	318	96	78	...
38	1949...	957	670	170	62	55	...
39	pounds 1954...	2,754,981	1,856,819	592,770	177,476	147,916	...
40	1949...	1,419,449	1,007,380	225,698	107,510	78,661	...
41	Peanuts harvested for picking or threshing.....multiple units reporting 1954...
42	1949...
43	subunits reporting 1954...
44	1949...
45	acres 1954...
46	1949...
47	pounds 1954...
48	1949...
49	Horses and/or mules....multiple units reporting 1954...	1,038	785	192	40	21	...
50	1950...	617	514	70	22	11	...
51	number 1954...	2,021	1,436	414	96	75	...
52	1950...	1,341	1,049	173	66	53	...
53	Landlord-tenant operations containing multiple units:						
54	All subunits including home farm.....number 1954...	3,277	2,250	681	196	150	...
55	1950...	1,843	1,407	256	119	61	...
56	Land in all subunits including home farm.....acres 1954...	188,954	131,195	37,234	10,712	9,813	...
57	1950...	122,703	89,236	18,161	8,517	6,789	...
58	Owned by operator of multiple unit..acres 1954...	180,096	124,776	36,165	10,468	8,687	...
59	1950...	120,265	87,097	17,894	8,517	6,757	...
60	Rented by operator of multiple unit.....acres 1954...	8,858	6,419	1,069	244	1,126	...
61	1950...	2,438	2,139	267	...	32	...
62	Subunits not included in multiple units.....operators reporting 1954...	208	163	33	9	3	...
63	1950...	166	139	18	7	2	...
64	number 1954...	267	208	39	12	8	...
65	1950...	244	201	34	7	2	...
66	Share tenants.....number 1954...	186	146	27	9	4	...
67	1950...	89	74	12	3
68	Other tenants, not croppers nor share tenants.....number 1954...	81	62	12	3	4	...
69	1950...	155	127	22	4	2	...
70	Land in subunits not included in multiple units.....acres 1954...	2,629	1,511	572	339	207	...
	1950...	5,052	4,147	717	129	59	...

MULTIPLE-UNIT OPERATIONS

Economic Area Table 5.—MULTIPLE-UNIT OPERATIONS, BY NUMBER OF SUBUNITS: CENSUSES OF 1954 AND 1950—Continued

Item (For definitions and explanations, see text)	Area 2						
	Total	Number of subunits					
		2	3	4	5 to 9	10 to 19	20 and over
1 Multiple-unit operations.....number 1954...	240	204	28	7	1
2 1950...	217	193	18	3	3
3 Subunits in multiple-unit operations.....total number 1954...	525	408	84	28	5
4 1950...	469	366	54	12	17
5 Home farms.....number 1954...	237	202	27	7	1
6 1950...	212	188	18	3	5
7 Cropper farms.....number 1954...	288	206	57	21	4
8 1950...	257	198	36	9	14
9 Land in multiple-unit operations...total acres 1954...	46,615	37,924	5,749	2,042	900
10 1950...	40,445	30,527	4,497	2,256	3,165
11 Home farms.....acres 1954...	42,342	35,009	4,717	1,762	854
12 1950...	34,568	26,360	3,109	2,152	2,947
13 Cropper farms.....acres 1954...	4,273	2,915	1,032	280	46
14 1950...	5,877	4,167	1,388	104	218
15 Cropland harvested.....total acres 1954...	7,487	5,599	1,198	527	163
16 1949...	7,819	6,039	1,133	371	276
17 Corn harvested for grain.....multiple units reporting 1954...	220	185	27	7	1
18 1949...	200	176	18	3	5
19 subunits reporting 1954...	328	254	50	20	4
20 1949...	329	264	39	12	14
21 acres 1954...	2,128	1,469	390	248	21
22 1949...	2,667	1,933	456	157	121
23 bushels 1954...	51,197	34,837	10,210	5,300	850
24 1949...	84,952	58,911	14,611	6,610	4,820
25 Cotton harvested.....multiple units reporting 1954...	5	4	1
26 1949...	34	29	4	...	1
27 subunits reporting 1954...	7	5	2
28 1949...	51	37	9	...	5
29 acres 1954...	20	14	6	...	12
30 1949...	205	165	28
31 bales 1954...	13	10	3
32 1949...	137	104	21	...	12
33 Tobacco harvested.....multiple units reporting 1954...	136	112	18	5	1
34 1949...	94	86	6	1	1
35 subunits reporting 1954...	206	152	32	18	4
36 1949...	134	117	13	3	1
37 acres 1954...	561	415	70	61	15
38 1949...	353	297	40	11	5
39 pounds 1954...	548,420	402,646	70,074	64,500	11,200
40 1949...	348,697	297,201	39,800	6,696	5,000
41 Peanuts harvested for picking or threshing.....multiple units reporting 1954...
42 1949...	1	1
43 subunits reporting 1954...
44 1949...	1	1
45 acres 1954...
46 1949...	1	1
47 pounds 1954...
48 1949...	900	900
49 Horses and/or mules....multiple units reporting 1954...	159	132	20	7
50 1950...	161	144	13	2	2
51 number 1954...	259	203	36	20
52 1950...	324	280	30	6	8
53 Landlord-tenant operations containing multiple units: All subunits including home farm.....number 1954...	569	445	90	29	5
54 1950...	520	428	57	14	21
55 Land in all subunits including home farm.....acres 1954...	47,173	38,411	5,819	2,043	900
56 1950...	41,578	31,002	4,793	2,270	3,513
57 Owned by operator of multiple unit..acres 1954...	46,002	37,325	5,751	2,026	900
58 1950...	40,425	29,855	4,787	2,270	3,513
59 Rented by operator of multiple unit.....acres 1954...	1,171	1,086	68	17
60 1950...	1,153	1,147	6
61 Subunits not included in multiple units.....operators reporting 1954...	36	30	5	1
62 1950...	33	28	3	1	1
63 number 1954...	44	37	6	1
64 1950...	51	42	3	2	4
65 Share tenants.....number 1954...	28	22	6
66 1950...	13	9	1	1	2
67 Other tenants, not croppers nor share tenants.....number 1954...	16	15	...	1
68 1950...	38	33	2	1	2
69 Land in subunits not included in multiple units.....acres 1954...	558	487	70	1
70 1950...	1,133	475	296	14	348

Economic Area Table 5.—MULTIPLE-UNIT OPERATIONS, BY NUMBER OF SUBUNITS: CENSUSES OF 1954 AND 1950—Continued

Item (For definitions and explanations, see text)	Areas B, and C						
	Total	Number of subunits					
		2	3	4	5 to 9	10 to 19	20 and over
1 Multiple-unit operations.....number 1954...	5,854	3,875	1,253	426	272	27	1
2 1950...	4,885	3,311	1,019	288	241	24	2
3 Subunits in multiple-unit operations.....total number 1954...	15,170	7,750	3,759	1,704	1,602	321	34
4 1950...	12,566	6,622	3,057	1,152	1,393	275	67
5 Home farms.....number 1954...	5,618	3,717	1,209	409	257	25	1
6 1950...	4,566	3,130	943	263	212	16	2
7 Cropper farms.....number 1954...	9,552	4,033	2,550	1,295	1,345	296	33
8 1950...	8,000	3,492	2,114	889	1,181	259	65
9 Land in multiple-unit operations....total acres 1954...	938,866	470,485	222,947	105,540	114,877	21,836	3,181
10 1950...	830,710	430,011	189,390	76,686	108,495	23,181	2,947
11 Home farms.....acres 1954...	718,359	383,700	169,199	75,276	76,550	11,131	2,503
12 1950...	567,043	318,541	132,904	48,991	58,860	6,918	829
13 Cropper farms.....acres 1954...	220,507	86,785	53,748	30,264	38,327	10,705	678
14 1950...	263,667	111,470	56,486	27,695	49,635	16,263	2,118
15 Cropland harvested.....total acres 1954...	232,586	119,271	55,394	24,791	26,929	5,531	670
16 1949...	198,211	104,519	46,194	18,931	23,699	4,250	618
17 Corn harvested for grain.....multiple units reporting 1954...	5,522	3,595	1,212	416	271	27	1
18 1949...	4,665	3,120	998	282	239	24	2
19 subunits reporting 1954...	10,630	5,490	2,595	1,141	1,123	251	30
20 1949...	9,525	5,008	2,303	866	1,108	214	26
21 acres 1954...	64,180	33,038	15,112	6,910	7,469	1,420	231
22 1949...	62,166	33,073	14,407	5,847	7,362	1,276	201
23 bushels 1954...	1,416,228	746,299	328,120	159,963	151,322	27,497	3,027
24 1949...	1,893,850	1,009,064	440,561	167,582	235,351	34,812	6,280
25 Cotton harvested.....multiple units reporting 1954...	325	171	84	29	33	7	1
26 1949...	338	186	89	27	29	6	1
27 subunits reporting 1954...	602	210	143	61	128	50	10
28 1949...	627	241	165	64	92	44	21
29 acres 1954...	1,855	565	443	219	416	190	22
30 1949...	2,316	917	601	235	355	177	31
31 bales 1954...	1,356	427	321	152	307	134	15
32 1949...	1,825	710	480	183	296	135	21
33 Tobacco harvested.....multiple units reporting 1954...	5,727	3,757	1,244	426	272	27	1
34 1949...	4,732	3,170	1,009	287	240	24	2
35 subunits reporting 1954...	12,472	6,182	3,081	1,438	1,443	295	33
36 1949...	10,114	5,173	2,485	960	1,223	246	27
37 acres 1954...	57,664	28,328	14,026	6,585	7,008	1,509	208
38 1949...	45,412	22,756	10,998	4,351	5,979	1,143	185
39 pounds 1954...	58,263,718	28,867,739	14,149,117	6,704,162	6,850,404	1,515,896	176,400
40 1949...	45,101,750	22,739,028	11,067,976	4,360,149	5,751,286	1,030,449	152,862
41 Peanuts harvested for picking or threshing.....multiple units reporting 1954...	2	1	1
42 1949...
43 subunits reporting 1954...	3	2	1
44 1949...
45 acres 1954...	2	1	1
46 1949...
47 pounds 1954...	340	240	100
48 1949...
49 Horses and/or mules....multiple units reporting 1954...	5,355	3,489	1,171	405	264	25	1
50 1950...	4,421	2,942	952	274	228	23	2
51 number 1954...	13,913	7,154	3,246	1,468	1,601	377	67
52 1950...	13,855	7,315	3,218	1,251	1,682	326	63
53 Landlord-tenant operations containing multiple units: All subunits including home farm.....number 1954...	17,301	8,908	4,224	1,882	1,871	381	35
54 1950...	14,578	7,743	3,397	1,324	1,661	378	75
55 Land in all subunits including home farm.....acres 1954...	1,029,036	506,851	244,828	114,855	133,193	26,109	3,200
56 1950...	947,602	483,336	205,081	87,403	133,797	34,587	3,398
57 Owned by operator of multiple unit..acres 1954...	847,259	415,411	199,133	93,278	111,481	24,756	3,200
58 1950...	807,508	406,359	172,104	75,344	121,178	29,125	3,398
59 Rented by operator of multiple unit.....acres 1954...	181,777	91,440	45,695	21,577	21,712	1,353	...
60 1950...	140,094	76,977	32,977	12,059	12,619	5,462	...
61 Subunits not included in multiple units.....operators reporting 1954...	1,281	782	274	112	97	15	1
62 1950...	1,192	761	228	101	87	14	1
63 number 1954...	2,131	1,158	465	178	269	60	1
64 1950...	2,012	1,121	340	172	268	103	8
65 Share tenants.....number 1954...	1,821	961	401	147	253	58	1
66 1950...	1,308	663	219	100	244	76	6
67 Other tenants, not croppers nor share tenants.....number 1954...	310	197	64	31	16	2	...
68 1950...	704	458	121	72	24	27	2
69 Land in subunits not included in multiple units.....acres 1954...	90,170	36,366	21,881	9,315	18,316	4,273	18
70 1950...	116,892	53,325	15,691	10,717	25,302	11,406	451

MULTIPLE-UNIT OPERATIONS

Economic Area Table 5.—MULTIPLE-UNIT OPERATIONS, BY NUMBER OF SUBUNITS: CENSUSES OF 1954 AND 1950—Continued

Item (For definitions and explanations, see text)		Area 4a						
		Total	Number of subunits					
			2	3	4	5 to 9	10 to 19	20 and over
1	Multiple-unit operations.....number 1954...	646	501	105	23	13	3	1
2	1950...	386	302	59	11	13	1	...
3	Subunits in multiple-unit operations.....total number 1954...	1,543	1,002	315	92	75	31	26
4	1950...	922	604	177	44	65	12	...
5	Home farms.....number 1954...	633	491	102	23	13	3	1
6	1950...	376	295	56	11	13	1	...
7	Cropper farms.....number 1954...	910	511	213	69	62	28	27
8	1950...	546	309	121	33	72	11	...
9	Land in multiple-unit operations...total acres 1954...	129,279	78,929	27,090	8,565	6,665	4,172	3,860
10	1950...	96,461	54,522	24,776	4,606	9,287	3,270	...
11	Home farms.....acres 1954...	112,238	68,133	23,262	7,940	5,463	3,874	3,566
12	1950...	83,016	46,724	21,292	3,950	8,009	3,051	...
13	Cropper farms.....acres 1954...	17,041	10,796	3,828	623	1,202	296	294
14	1950...	13,445	7,798	3,494	656	1,278	219	...
15	Cropland harvested.....total acres 1954...	31,117	17,725	6,483	2,134	1,795	1,563	1,417
16	1949...	22,089	12,507	4,536	1,071	2,692	1,283	...
17	Corn harvested for grain.....multiple units reporting 1954...	578	447	95	21	11	3	1
18	1949...	362	281	56	11	13	1	...
19	subunits reporting 1954...	907	614	183	46	34	14	16
20	1949...	662	433	124	34	60	11	...
21	acres 1954...	6,899	4,432	1,524	327	270	177	169
22	1949...	5,447	3,443	1,023	314	461	186	...
23	bushels 1954...	151,271	100,825	34,946	7,067	4,293	2,525	1,615
24	1949...	163,503	106,450	28,153	10,375	14,305	4,220	...
25	Cotton harvested.....multiple units reporting 1954...	148	97	29	10	8	3	1
26	1949...	133	86	31	5	10	1	...
27	subunits reporting 1954...	248	114	52	25	30	7	...
28	1949...	242	115	61	14	43	9	20
29	acres 1954...	2,422	871	328	303	312	576	232
30	1949...	1,855	649	420	98	458	250	...
31	bales 1954...	1,555	459	210	163	200	357	166
32	1949...	1,326	532	289	70	340	95	...
33	Tobacco harvested.....multiple units reporting 1954...	483	360	87	21	11	3	1
34	1949...	281	214	47	9	10	1	...
35	subunits reporting 1954...	796	490	179	58	36	25	8
36	1949...	447	290	88	27	38	4	...
37	acres 1954...	3,115	1,813	752	216	165	131	38
38	1949...	1,855	1,162	368	123	181	21	...
39	pounds 1954...	3,063,855	1,766,293	731,770	194,844	159,100	148,800	63,048
40	1949...	1,692,066	1,075,027	326,629	121,950	140,360	28,100	...
41	Peanuts harvested for picking or threshing.....multiple units reporting 1954...
42	1949...
43	subunits reporting 1954...
44	1949...
45	acres 1954...
46	1949...
47	pounds 1954...
48	1949...
49	Horses and/or mules....multiple units reporting 1954...	487	365	87	20	11	3	1
50	1950...	338	259	54	11	13	1	...
51	number 1954...	1,029	659	212	60	62	20	16
52	1950...	956	620	194	49	86	7	...
53	Landlord-tenant operations containing multiple units: All subunits including home farm.....number 1954...	1,729	1,142	339	103	83	33	29
54	1950...	1,069	709	215	56	97	14	...
55	Land in all subunits including home farm.....acres 1954...	134,944	83,222	27,987	8,915	6,713	4,207	3,900
56	1950...	106,524	59,260	29,478	4,949	9,506	3,331	...
57	Owned by operator of multiple unit..acres 1954...	123,702	76,134	25,822	7,572	6,543	3,731	3,900
58	1950...	100,700	55,133	28,154	4,917	9,165	3,331	...
59	Rented by operator of multiple unit.....acres 1954...	11,242	7,088	2,165	1,343	170	476	...
60	1950...	5,824	4,127	1,324	32	341
61	Subunits not included in multiple units.....operators reporting 1954...	130	100	17	5	5	2	1
62	1950...	98	66	16	7	8	1	...
63	number 1954...	186	140	24	11	8	2	1
64	1950...	157	105	36	12	12	2	...
65	Share tenants.....number 1954...	140	109	22	2	4	2	1
66	1950...	77	41	22	6	6	2	...
67	Other tenants, not croppers nor share tenants.....number 1954...	46	31	2	9	4
68	1950...	90	64	14	6	6
69	Land in subunits not included in multiple units.....acres 1954...	5,665	4,293	897	352	48	35	40
70	1950...	10,063	4,736	4,702	343	219	61	...

Economic Area Table 5.—MULTIPLE-UNIT OPERATIONS, BY NUMBER OF SUBUNITS: CENSUSES OF 1954 AND 1950—Continued

Item (For definitions and explanations, see text)		Area 4b						
		Total	Number of subunits					
			2	3	4	5 to 9	10 to 19	20 and over
1	Multiple-unit operations.....number 1954...	645	493	109	32	11
2	1950...	695	543	110	27	14	1	...
3	Subunits in multiple-unit operations.....total number 1954...	1,507	986	327	128	66
4	1950...	1,618	1,086	330	108	77	17	...
5	Home farms.....number 1954...	636	485	108	32	11
6	1950...	684	535	107	27	14	1	...
7	Cropper farms.....number 1954...	871	501	219	96	55
8	1950...	934	551	223	81	63	16	...
9	Land in multiple-unit operations...total acres 1954...	125,813	79,820	28,065	12,406	5,522
10	1950...	133,073	87,194	25,906	8,033	8,136	3,804	...
11	Home farms.....acres 1954...	106,660	68,068	23,786	10,535	4,271
12	1950...	106,825	69,677	20,635	6,089	6,942	3,482	...
13	Cropper farms.....acres 1954...	19,153	11,752	4,279	1,871	1,251
14	1950...	26,248	17,517	5,271	1,944	1,194	322	...
15	Cropland harvested.....total acres 1954...	47,296	30,441	10,549	4,199	2,107
16	1949...	49,782	30,722	10,869	2,992	3,612	1,587	...
17	Corn harvested for grain.....multiple units reporting 1954...	550	411	100	29	10
18	1949...	599	459	99	27	13	1	...
19	subunits reporting 1954...	824	558	169	65	32
20	1949...	932	635	192	67	34	4	...
21	acres 1954...	6,577	4,398	1,346	633	200
22	1949...	8,831	5,500	1,728	683	601	319	...
23	bushels 1954...	190,372	100,119	31,003	14,873	4,377
24	1949...	238,671	146,434	47,842	20,580	17,440	6,375	...
25	Cotton harvested.....multiple units reporting 1954...	523	386	94	32	11
26	1949...	571	429	101	26	14	1	...
27	subunits reporting 1954...	868	518	192	104	54
28	1949...	990	635	211	72	59	13	...
29	acres 1954...	7,283	3,990	1,813	976	504
30	1949...	8,670	4,875	2,176	660	666	293	...
31	bales 1954...	4,976	2,744	1,218	647	367
32	1949...	7,321	4,139	1,752	566	595	269	...
33	Tobacco harvested....multiple units reporting 1954...	109	79	22	6	2
34	1949...	75	52	17	4	2
35	subunits reporting 1954...	144	98	31	9	6
36	1949...	107	70	25	6	6
37	acres 1954...	390	273	82	24	11
38	1949...	288	186	68	11	23
39	pounds 1954...	373,079	253,679	85,700	23,300	10,400
40	1949...	270,544	176,144	64,300	9,300	20,800
41	Peanuts harvested for picking or threshing.....multiple units reporting 1954...	1	1
42	1949...	4	3	...	1
43	subunits reporting 1954...	1	1
44	1949...	8	3	...	5
45	acres 1954...	1	1
46	1949...	4	3	...	1
47	pounds 1954...	210	210
48	1949...	2,940	2,340	...	600
49	Horses and/or mules...multiple units reporting 1954...	431	312	83	27	9
50	1950...	560	427	94	24	14	1	...
51	number 1954...	886	549	215	83	39
52	1950...	1,484	1,003	277	102	91	11	...
53	Landlord-tenant operations containing multiple units: All subunits including home farm.....number 1954...	1,716	1,148	361	134	73
54	1950...	1,854	1,267	357	120	92	18	...
55	Land in all subunits including home farm.....acres 1954...	132,863	83,732	29,512	13,903	5,716
56	1950...	142,506	93,647	27,356	9,203	8,455	3,845	...
57	Owned by operator of multiple unit..acres 1954...	112,130	72,430	23,602	12,216	3,882
58	1950...	119,115	79,063	21,501	7,303	7,403	3,845	...
59	Rented by operator of multiple unit.....acres 1954...	20,733	11,302	5,910	1,687	1,834
60	1950...	23,391	14,584	5,855	1,900	1,052
61	Subunits not included in multiple units.....operators reporting 1954...	143	112	25	2	4
62	1950...	162	131	19	7	4	1	...
63	number 1954...	209	162	34	6	7
64	1950...	236	181	27	12	15	1	...
65	Share tenants.....number 1954...	153	116	29	2	6
66	1950...	103	83	14	3	2	1	...
67	Other tenants, not croppers nor share tenants.....number 1954...	56	46	5	4	1
68	1950...	133	98	13	9	13
69	Land in subunits not included in multiple units.....acres 1954...	7,050	3,912	1,447	1,497	194
70	1950...	9,433	6,453	1,450	1,170	319	41	...

MULTIPLE-UNIT OPERATIONS

Economic Area Table 5.—MULTIPLE-UNIT OPERATIONS, BY NUMBER OF SUBUNITS: CENSUSES OF 1954 AND 1950—Continued

Item (For definitions and explanations, see text)	Areas 5 and D						
	Total	Number of subunits					
		2	3	4	5 to 9	10 to 19	20 and over
1 Multiple-unit operations.....number 1954...	1,903	1,262	358	148	117	16	2
2 1950...	2,327	1,535	456	160	151	21	4
3 Subunits in multiple-unit operations.....total number 1954...	5,129	2,524	1,074	592	693	200	46
4 1950...	6,312	3,070	1,368	640	891	282	81
5 Home farms.....number 1954...	1,855	1,234	350	143	111	15	2
6 1950...	2,203	1,456	432	151	140	20	4
7 Cropper farms.....number 1954...	3,274	1,290	724	449	582	185	44
8 1950...	4,109	1,614	936	489	751	242	77
9 Land in multiple-unit operations...total acres 1954...	374,945	179,118	76,808	40,615	56,525	19,021	2,850
10 1950...	424,591	194,200	89,053	45,319	67,777	23,200	5,042
11 Home farms.....acres 1954...	296,283	146,953	60,084	29,667	42,083	15,471	2,025
12 1950...	309,236	149,249	63,831	32,050	46,011	15,748	1,747
13 Cropper farms.....acres 1954...	78,662	32,165	16,724	10,948	14,442	3,550	833
14 1950...	115,355	44,951	25,222	12,669	21,766	7,452	3,295
15 Cropland harvested.....total acres 1954...	139,962	64,343	29,690	16,761	21,717	6,414	1,037
16 1949...	174,227	78,050	36,254	18,553	27,861	10,396	3,113
17 Corn harvested for grain.....multiple units reporting 1954...	1,442	926	282	118	101	13	2
18 1949...	2,202	1,432	439	157	149	21	4
19 subunits reporting 1954...	2,675	1,281	586	295	380	105	28
20 1949...	4,707	2,252	1,017	473	683	229	53
21 acres 1954...	19,073	9,195	4,261	2,105	2,670	669	173
22 1949...	37,499	17,191	8,328	3,705	5,785	2,133	557
23 bushels 1954...	238,102	120,456	52,994	23,210	30,837	8,702	1,903
24 1949...	939,289	451,714	206,458	83,964	135,649	51,568	9,936
25 Cotton harvested.....multiple units reporting 1954...	1,773	1,147	349	144	115	16	2
26 1949...	2,222	1,441	446	159	151	21	4
27 subunits reporting 1954...	3,651	1,588	781	469	583	186	44
28 1949...	5,034	2,299	1,081	532	794	249	79
29 acres 1954...	42,979	15,788	9,508	6,251	8,246	2,670	516
30 1949...	73,231	29,660	15,221	8,255	14,089	4,345	1,661
31 bales 1954...	24,256	9,289	5,237	3,495	4,385	1,630	220
32 1949...	48,886	19,962	10,124	5,672	9,087	3,026	1,015
33 Tobacco harvested.....multiple units reporting 1954...	53	26	7	5	14	1	...
34 1949...	49	22	7	7	9	2	...
35 subunits reporting 1954...	70	27	12	9	21	1	...
36 1949...	61	22	12	8	16	3	...
37 acres 1954...	234	67	26	22	114	5	...
38 1949...	156	34	27	24	49	22	...
39 pounds 1954...	194,916	55,016	22,100	19,700	93,100	5,000	...
40 1949...	151,325	31,772	29,800	23,157	43,000	23,496	...
41 Peanuts harvested for picking or threshing.....multiple units reporting 1954...	10	6	3	1
42 1949...	6	5	1
43 subunits reporting 1954...	15	9	5	1
44 1949...	8	5	3
45 acres 1954...	18	10	7	1
46 1949...	7	4	3
47 pounds 1954...	6,345	4,215	1,690	440
48 1949...	4,322	1,322	3,000
49 Horses and/or mules...multiple units reporting 1954...	1,365	854	270	125	100	14	2
50 1950...	1,902	1,221	385	137	135	21	3
51 number 1954...	3,693	1,694	780	439	539	205	36
52 1950...	5,922	2,764	1,270	651	803	345	89
53 Landlord-tenant operations containing multiple units: All subunits including home farm.....number 1954...	5,885	2,921	1,209	702	783	223	47
54 1950...	7,315	3,585	1,602	730	1,014	294	90
55 Land in all subunits including home farm.....acres 1954...	400,023	190,465	81,015	46,358	59,664	19,643	2,878
56 1950...	465,312	211,982	101,406	48,464	73,572	24,156	5,732
57 Owned by operator of multiple unit...acres 1954...	337,965	164,777	68,451	38,443	47,799	15,617	2,878
58 1950...	406,242	184,997	89,946	43,226	61,207	22,109	4,757
59 Rented by operator of multiple unit.....acres 1954...	62,058	25,688	12,564	7,915	11,865	4,026	...
60 1950...	59,070	26,965	11,460	5,238	12,365	2,047	975
61 Subunits not included in multiple units.....operators reporting 1954...	456	274	91	45	39	6	1
62 1950...	566	323	133	51	50	6	3
63 number 1954...	756	397	135	110	90	23	1
64 1950...	1,003	515	234	90	123	32	9
65 Share tenants.....number 1954...	511	277	106	54	57	16	1
66 1950...	558	259	152	62	62	21	2
67 Other tenants, not croppers nor share tenants.....number 1954...	245	120	29	56	33	7	...
68 1950...	445	256	82	28	61	11	7
69 Land in subunits not included in multiple units.....acres 1954...	25,078	11,347	4,207	5,743	3,139	622	20
70 1950...	40,721	17,782	12,353	3,145	5,795	956	690

Economic Area Table 5.—MULTIPLE-UNIT OPERATIONS, BY NUMBER OF SUBUNITS: CENSUSES OF 1954 AND 1950—Continued

Item (For definitions and explanations, see text)		Areas 6 and E						
		Total	Number of subunits					
			2	3	4	5 to 9	10 to 19	20 and over
1	Multiple-unit operations.....number	1954... 3,685	2,516	712	247	186	24	...
2		1950... 3,497	2,316	727	249	178	25	2
3	Subunits in multiple-unit operations.....total number	1954... 9,538	5,032	2,136	988	1,085	294	...
4		1950... 9,189	4,032	2,161	996	1,041	296	43
5	Home farms.....number	1954... 3,549	2,430	687	233	176	23	...
6		1950... 3,236	2,147	676	232	157	22	2
7	Cropper farms.....number	1954... 5,986	2,602	1,449	755	909	271	...
8		1950... 5,953	2,485	1,505	764	864	274	41
9	Land in multiple-unit operations....total acres	1954... 627,546	298,043	135,982	73,004	69,277	31,240	...
10		1950... 633,660	299,584	147,294	69,800	65,163	25,599	6,220
11	Home farms.....acres	1954... 493,476	240,206	107,741	54,413	68,691	22,425	...
12		1950... 467,822	236,167	108,074	46,591	55,255	16,563	5,172
13	Cropper farms.....acres	1954... 134,070	57,837	28,241	18,591	7,586	8,815	...
14		1950... 165,838	63,417	39,220	23,209	19,908	9,036	1,048
15	Cropland harvested.....total acres	1954... 177,875	91,696	39,545	19,142	21,346	6,146	...
16		1949... 185,190	88,488	42,912	21,189	24,271	7,058	1,272
17	Corn harvested for grain.....multiple units reporting	1954... 3,514	2,375	691	242	183	23	...
18		1949... 3,417	2,247	717	249	177	25	2
19	subunits reporting	1954... 7,024	3,673	1,567	745	815	204	...
20		1949... 7,424	3,775	1,728	768	873	248	32
21	acres	1954... 63,081	34,523	13,861	6,676	6,533	1,488	...
22		1949... 59,992	30,709	13,542	6,386	7,069	1,944	322
23	bushels	1954... 1,031,735	576,999	226,671	111,293	93,485	23,287	...
24		1949... 1,827,456	948,858	407,107	184,207	216,759	52,565	17,960
25	Cotton harvested.....multiple units reporting	1954... 2,522	1,619	525	204	151	23	...
26		1949... 2,815	1,780	614	225	169	25	2
27	subunits reporting	1954... 4,289	2,090	959	488	564	188	...
28		1949... 5,484	2,593	1,274	650	727	220	20
29	acres	1954... 22,683	11,156	5,030	2,614	2,891	992	...
30		1949... 37,369	17,171	8,638	4,900	4,989	1,517	154
31	bales	1954... 16,310	8,544	3,657	1,849	1,898	562	...
32		1949... 20,648	9,137	4,734	2,627	3,009	1,022	119
33	Tobacco harvested.....multiple units reporting	1954... 3,566	2,409	708	242	184	23	...
34		1949... 3,359	2,205	711	242	174	25	2
35	subunits reporting	1954... 7,182	3,640	1,634	774	890	244	...
36		1949... 6,844	3,389	1,601	745	826	258	25
37	acres	1954... 33,143	16,940	7,199	3,546	4,157	1,301	...
38		1949... 28,650	14,138	6,651	2,997	3,641	1,089	...
39	pounds	1954... 36,004,707	18,526,589	7,973,769	3,909,124	4,352,165	1,243,060	...
40		1949... 30,648,606	15,136,513	7,239,965	3,256,338	3,772,116	1,117,380	126,294
41	Peanuts harvested for picking or threshing.....multiple units reporting	1954... 57	32	14	6	4	1	...
42		1949... 29	13	9	4	3
43	subunits reporting	1954... 80	35	23	9	12
44		1949... 46	15	15	9	7
45	acres	1954... 228	83	64	29	40
46		1949... 216	90	69	25	32
47	pounds	1954... 202,518	71,918	56,300	25,600	34,800	12,000	...
48		1949... 174,689	68,683	65,500	23,056	17,470
49	Horses and/or mules....multiple units reporting	1954... 3,232	2,154	643	234	178	23	...
50		1950... 3,128	2,037	670	232	164	23	2
51	number	1954... 8,498	4,326	1,796	918	1,113	345	...
52		1950... 10,033	4,966	2,275	1,078	1,257	407	52
53	Landlord-tenant operations containing multiple units:							
54	All subunits including home farm.....number	1954... 12,013	6,339	2,627	1,269	1,404	374	...
		1950... 12,087	5,999	2,624	1,320	1,489	409	46
55	Land in all subunits including home farm.....acres	1954... 697,299	331,944	152,750	80,834	97,992	33,779	...
56		1950... 739,154	342,997	168,934	84,072	106,396	30,244	6,511
57	Owned by operator of multiple unit.....acres	1954... 614,589	291,193	136,790	72,801	82,595	31,210	...
58		1950... 661,696	302,847	149,956	76,817	97,854	27,711	6,511
59	Rented by operator of multiple unit.....acres	1954... 82,710	40,751	15,960	8,033	15,397	2,569	...
60		1950... 77,458	40,150	18,978	7,255	8,542	2,533	...
61	Subunits not included in multiple units.....operators reporting	1954... 1,226	773	235	97	104	17	...
62		1950... 1,245	739	273	117	94	20	2
63	number	1954... 2,478	1,307	491	281	319	80	...
64		1950... 2,698	1,367	643	324	448	113	3
65	Share tenants.....number	1954... 2,023	1,079	424	206	252	62	...
66		1950... 1,942	906	433	236	292	72	3
67	Other tenants, not croppers nor share tenants.....number	1954... 455	228	67	75	67	18	...
68		1950... 956	461	210	83	156	41	...
69	Land in subunits not included in multiple units.....acres	1954... 69,753	33,901	16,768	7,830	8,715	2,539	...
70		1950... 105,494	43,413	21,640	14,272	21,233	4,645	291

MULTIPLE-UNIT OPERATIONS

Economic Area Table 5.—MULTIPLE-UNIT OPERATIONS, BY NUMBER OF SUBUNITS: CENSUSES OF 1954 AND 1950—Continued

Item (For definitions and explanations, see text)	Area 7						
	Total	Number of subunits					
		2	3	4	5 to 9	10 to 19	20 and over
1 Multiple-unit operations.....number 1954...	2,485	1,285	553	253	333	55	6
2 1950...	2,531	1,277	544	264	359	77	10
3 Subunits in multiple-unit operations.....total number 1954...	8,156	2,570	1,659	1,012	2,043	730	142
4 1950...	8,654	2,554	1,632	1,056	2,206	960	246
5 Home farms.....number 1954...	2,208	1,140	465	219	308	51	5
6 1950...	1,958	987	418	211	265	67	7
7 Cropper farms.....number 1954...	5,948	1,430	1,174	793	1,735	679	137
8 1950...	6,699	1,367	1,214	845	1,941	893	239
9 Land in multiple-unit operations....total acres 1954...	751,862	198,813	149,548	81,559	202,540	102,743	16,659
10 1950...	777,260	207,455	131,693	93,526	208,919	112,042	23,625
11 Home farms.....acres 1954...	520,486	139,143	100,334	52,052	137,549	79,603	11,805
12 1950...	464,239	135,455	76,726	54,806	108,854	76,379	15,019
13 Cropper farms.....acres 1954...	231,376	59,670	49,214	29,507	64,991	23,140	4,854
14 1950...	313,021	74,000	55,967	36,720	100,065	35,663	8,606
15 Cropland harvested.....total acres 1954...	239,590	68,589	47,488	27,524	62,510	27,023	6,656
16 1949...	252,329	66,530	44,353	31,201	67,514	35,432	7,299
17 Corn harvested for grain.....multiple units reporting 1954...	2,425	1,243	538	253	330	55	6
18 1949...	2,498	1,252	540	264	356	77	9
19 subunits reporting 1954...	6,495	1,936	1,294	843	1,673	629	120
20 1949...	7,293	2,135	1,378	918	1,900	809	153
21 acres 1954...	89,206	27,327	17,943	10,287	21,812	8,882	2,955
22 1949...	82,433	22,815	14,799	10,219	21,797	10,669	2,034
23 bushels 1954...	2,701,369	806,648	551,879	323,497	702,111	231,495	85,739
24 1949...	2,820,692	759,467	490,291	343,245	755,703	401,017	70,969
25 Cotton harvested.....multiple units reporting 1954...	1,886	880	435	206	304	55	6
26 1949...	2,056	963	446	229	334	74	10
27 subunits reporting 1954...	4,482	1,195	839	536	1,298	504	110
28 1949...	5,465	1,435	986	672	1,530	664	178
29 acres 1954...	30,169	7,101	5,371	3,154	9,021	4,285	1,237
30 1949...	44,199	10,007	7,257	5,702	12,987	6,479	1,767
31 bales 1954...	24,696	5,699	4,237	2,567	7,613	3,561	1,019
32 1949...	26,526	5,839	4,264	3,364	7,953	4,066	1,040
33 Tobacco harvested.....multiple units reporting 1954...	1,897	889	437	218	296	51	6
34 1949...	1,839	852	410	212	289	68	8
35 subunits reporting 1954...	4,891	1,317	961	670	1,360	457	126
36 1949...	4,875	1,325	905	615	1,323	582	124
37 acres 1954...	19,884	5,388	3,917	2,718	5,580	1,840	441
38 1949...	17,557	4,611	3,258	2,206	4,910	2,144	428
39 pounds 1954...	29,051,241	7,831,828	5,739,471	3,943,081	8,172,889	2,751,216	612,756
40 1949...	20,985,834	5,361,034	3,832,779	2,659,785	5,987,644	2,667,355	457,237
41 Peanuts harvested for picking or threshing.....multiple units reporting 1954...	2,382	1,203	536	251	331	55	6
42 1949...	2,440	1,202	532	262	357	77	10
43 subunits reporting 1954...	6,266	1,773	1,233	787	1,711	638	124
44 1949...	7,074	1,933	1,299	876	1,917	851	198
45 acres 1954...	56,016	14,848	10,848	6,690	15,704	6,666	1,160
46 1949...	74,801	18,751	12,755	9,541	21,269	10,180	2,305
47 pounds 1954...	79,719,732	21,502,693	15,359,564	9,691,039	22,322,671	9,235,034	1,608,731
48 1949...	79,347,726	19,858,102	14,005,081	10,020,264	22,351,108	10,764,009	2,349,162
49 Horses and/or mules....multiple units reporting 1954...	2,260	1,118	515	242	324	55	6
50 1950...	2,320	1,134	511	251	339	75	10
51 number 1954...	10,248	2,695	1,853	1,261	2,868	1,262	309
52 1950...	12,711	3,449	2,343	1,608	3,386	1,488	437
53 Landlord-tenant operations containing multiple units: All subunits including home farm.....number 1954...	9,519	3,063	1,962	1,137	2,313	882	162
54 1950...	10,308	3,222	1,944	1,251	2,493	1,114	264
55 Land in all subunits including home farm.....acres 1954...	815,106	221,165	164,681	85,979	215,095	109,324	18,862
56 1950...	885,661	249,666	148,575	108,702	228,801	122,100	27,817
57 Owned by operator of multiple unit....acres 1954...	674,842	186,065	139,948	70,112	178,367	83,205	17,145
58 1950...	730,145	212,644	123,227	88,477	160,564	102,524	22,709
59 Rented by operator of multiple unit.....acres 1954...	140,264	35,100	24,733	15,867	36,728	26,119	1,717
60 1950...	155,516	37,022	25,348	20,225	48,237	19,576	5,108
61 Subunits not included in multiple units.....operators reporting 1954...	641	296	141	56	115	29	4
62 1950...	757	331	157	86	131	46	6
63 number 1954...	1,363	493	303	125	270	152	20
64 1950...	1,654	668	312	195	287	154	38
65 Share tenants.....number 1954...	1,023	359	250	100	189	107	18
66 1950...	874	304	172	113	166	93	26
67 Other tenants, not croppers nor share tenants.....number 1954...	340	134	53	25	81	45	2
68 1950...	780	364	140	82	121	61	12
69 Land in subunits not included in multiple units.....acres 1954...	63,244	22,352	15,133	4,420	12,555	6,581	2,203
70 1950...	108,401	42,211	16,882	15,176	19,882	10,058	4,192

Economic Area Table 5.—MULTIPLE-UNIT OPERATIONS, BY NUMBER OF SUBUNITS: CENSUSES OF 1954 AND 1950—Continued

Item (For definitions and explanations, see text)		Area 8						
		Total	Number of subunits					
			2	3	4	5 to 9	10 to 19	20 and over
1	Multiple-unit operations.....number 1954...	5,111	2,330	1,169	635	791	165	21
2	1950...	5,498	2,423	1,249	645	925	221	35
3	Subunits in multiple-unit operations.....total number 1954...	18,342	4,660	3,507	2,540	4,902	2,035	698
4	1950...	20,839	4,846	3,747	2,580	5,740	2,759	1,167
5	Home farms.....number 1954...	4,233	1,894	972	556	652	142	17
6	1950...	4,324	1,799	1,022	550	749	177	27
7	Cropper farms.....number 1954...	14,109	2,766	2,535	1,984	4,250	1,893	681
8	1950...	16,515	3,047	2,725	2,030	4,991	2,582	1,140
9	Land in multiple-unit operations...total acres 1954...	1,022,313	229,328	179,459	132,046	282,481	142,000	56,999
10	1950...	1,171,532	258,621	183,182	131,532	334,567	195,342	88,288
11	Home farms.....acres 1954...	587,514	142,911	105,310	74,008	157,508	80,201	27,576
12	1950...	615,922	135,851	101,401	72,521	173,081	101,909	31,159
13	Cropper farms.....acres 1954...	434,799	86,417	74,149	58,038	124,973	61,799	29,423
14	1950...	555,610	102,770	81,781	59,011	161,486	93,433	57,129
15	Cropland harvested.....total acres 1954...	448,385	105,483	78,788	60,136	123,199	58,607	22,172
16	1949...	505,375	108,673	79,421	57,328	144,677	79,272	36,004
17	Corn harvested for grain.....multiple units reporting 1954...	5,076	2,303	1,164	635	788	165	21
18	1949...	5,445	2,391	1,258	642	922	218	34
19	subunits reporting 1954...	15,785	3,852	2,960	2,196	4,293	1,845	639
20	1949...	18,217	4,359	3,149	2,222	4,937	2,438	1,112
21	acres 1954...	220,017	54,626	39,780	29,543	58,682	27,200	10,186
22	1949...	224,617	50,289	35,934	25,351	62,197	35,989	14,857
23	bushels 1954...	5,206,406	1,217,527	940,893	716,304	1,410,641	671,428	249,613
24	1949...	7,004,411	1,596,563	1,150,093	821,897	1,975,542	1,034,049	426,267
25	Cotton harvested.....multiple units reporting 1954...	3,672	1,439	659	522	696	157	19
26	1949...	4,482	1,788	1,013	567	864	216	34
27	subunits reporting 1954...	8,830	1,905	1,548	1,219	2,546	1,198	414
28	1949...	13,015	2,683	2,044	1,571	3,742	2,173	802
29	acres 1954...	43,646	8,802	7,230	5,651	12,604	6,752	2,607
30	1949...	77,299	14,907	11,165	8,870	23,244	13,643	5,470
31	bales 1954...	35,420	6,938	5,789	4,631	10,269	5,674	2,119
32	1949...	47,835	9,056	6,624	5,299	14,738	8,621	3,497
33	Tobacco harvested.....multiple units reporting 1954...	5,075	2,300	1,165	635	789	165	21
34	1949...	5,444	2,383	1,242	643	922	219	35
35	subunits reporting 1954...	15,804	3,877	2,959	2,186	4,276	1,850	656
36	1949...	17,813	4,155	3,093	2,180	4,911	2,417	1,057
37	acres 1954...	93,567	23,022	17,004	12,576	25,812	11,415	3,738
38	1949...	92,791	21,149	15,256	11,134	26,205	13,103	5,944
39	pounds 1954...	125,621,268	30,794,933	23,042,147	17,003,612	34,326,119	15,303,852	5,150,505
40	1949...	115,296,575	26,630,089	18,933,284	13,750,333	32,829,938	16,244,558	6,708,373
41	Peanuts harvested for picking or threshing.....multiple units reporting 1954...	1,039	302	251	166	239	70	11
42	1949...	1,264	389	280	178	299	97	21
43	subunits reporting 1954...	3,241	424	512	456	946	543	360
44	1949...	4,219	560	567	456	1,307	810	519
45	acres 1954...	18,570	2,172	2,643	2,518	5,391	3,486	2,360
46	1949...	28,649	3,418	3,159	2,712	8,596	7,030	3,734
47	pounds 1954...	20,978,675	2,506,875	2,895,423	2,825,781	6,161,055	3,879,390	2,710,151
48	1949...	25,071,465	2,958,195	2,643,673	2,223,980	7,133,288	6,894,147	3,218,182
49	Horses and/or mules....multiple units reporting 1954...	4,597	1,963	1,087	598	765	163	21
50	1950...	5,111	2,176	1,181	623	880	216	35
51	number 1954...	21,486	4,740	3,616	2,741	6,127	3,167	1,095
52	1950...	27,634	6,141	4,637	3,204	7,648	4,149	1,855
53	Landlord-tenant operations containing multiple units: All subunits including home farm.....number 1954...	20,245	5,232	3,913	2,753	5,346	2,162	839
54	1950...	23,068	5,579	4,158	2,826	6,252	2,969	1,284
55	Land in all subunits including home farm.....acres 1954...	1,103,363	250,079	195,040	141,620	302,945	147,843	65,836
56	1950...	1,282,329	269,074	198,640	141,008	360,823	207,799	104,985
57	Owned by operator of multiple unit..acres 1954...	930,323	207,088	166,258	117,348	255,014	122,056	62,559
58	1950...	1,115,832	230,517	171,550	121,067	312,011	181,994	98,693
59	Rented by operator of multiple unit.....acres 1954...	173,040	42,991	28,782	24,272	47,931	25,787	3,277
60	1950...	166,497	38,557	27,090	19,941	48,812	23,805	6,292
61	Subunits not included in multiple units.....operators reporting 1954...	979	365	193	127	226	55	13
62	1950...	1,189	443	247	142	247	87	23
63	number 1954...	1,903	572	406	213	444	127	141
64	1950...	2,229	733	411	246	512	210	117
65	Share tenants.....number 1954...	1,480	432	330	164	337	91	126
66	1950...	1,467	458	292	167	360	127	63
67	Other tenants, not croppers nor share tenants.....number 1954...	423	140	76	49	107	36	15
68	1950...	762	275	119	79	152	85	54
69	Land in subunits not included in multiple units.....acres 1954...	81,050	20,751	15,581	9,574	20,464	5,843	8,637
70	1950...	110,797	30,453	15,458	9,476	26,256	12,457	16,697

MULTIPLE-UNIT OPERATIONS

Economic Area Table 5.—MULTIPLE-UNIT OPERATIONS, BY NUMBER OF SUBUNITS: CENSUSES OF 1954 AND 1950—Continued

Item (For definitions and explanations, see text)		Area 9						
		Total	Number of subunits					
			2	3	4	5 to 9	10 to 19	20 and over
1	Multiple-unit operations.....number 1954...	1,182	715	225	115	113	13	...
2	1950...	1,372	811	251	155	138	14	3
3	Subunits in multiple-unit operations.....total number 1954...	3,420	1,430	678	460	685	167	...
4	1950...	4,059	1,622	753	620	828	172	64
5	Home farms.....number 1954...	1,135	683	216	111	112	13	...
6	1950...	1,234	729	224	140	125	13	3
7	Cropper farms.....number 1954...	2,285	747	462	349	573	154	...
8	1950...	2,825	893	529	480	703	159	61
9	Land in multiple-unit operations....total acres 1954...	324,032	117,158	59,828	51,663	74,443	20,940	...
10	1950...	370,687	126,224	69,778	59,092	90,446	17,374	7,773
11	Home farms.....acres 1954...	272,859	100,448	49,518	43,807	61,744	17,342	...
12	1950...	292,753	103,074	55,675	46,032	69,504	12,796	5,672
13	Cropper farms.....acres 1954...	51,173	16,710	10,310	7,856	12,699	3,598	...
14	1950...	77,934	23,150	14,103	13,060	20,942	4,578	2,101
15	Cropland harvested.....total acres 1954...	110,822	38,752	20,861	18,236	27,646	5,327	...
16	1949...	124,870	40,912	22,728	20,656	31,393	6,543	2,638
17	Corn harvested for grain.....multiple units reporting 1954...	1,147	688	223	112	111	13	...
18	1949...	1,332	783	242	152	158	14	3
19	subunits reporting 1954...	2,559	1,035	509	357	536	122	...
20	1949...	3,242	1,270	566	493	721	142	50
21	acres 1954...	29,361	11,352	5,941	3,783	6,801	1,464	...
22	1949...	34,558	12,438	6,375	5,445	8,325	1,367	608
23	bushels 1954...	411,242	158,518	74,830	51,433	106,037	20,424	...
24	1949...	864,253	317,823	150,857	142,524	194,853	42,411	15,785
25	Cotton harvested.....multiple units reporting 1954...	966	539	198	106	110	13	...
26	1949...	1,203	672	229	149	136	14	3
27	subunits reporting 1954...	2,028	723	397	287	489	132	...
28	1949...	2,908	1,020	504	469	696	157	62
29	acres 1954...	26,641	8,062	5,269	4,253	7,205	1,852	...
30	1949...	41,141	11,396	6,704	7,541	10,824	3,246	1,430
31	bales 1954...	19,037	5,710	3,707	2,998	5,224	1,398	...
32	1949...	17,916	4,582	2,972	3,174	4,953	1,679	556
33	Tobacco harvested.....multiple units reporting 1954...	1,061	637	205	105	104	10	...
34	1949...	1,138	679	206	126	113	11	3
35	subunits reporting 1954...	2,125	886	445	271	452	71	...
36	1949...	2,317	1,015	436	338	453	39	36
37	acres 1954...	8,722	3,582	1,832	1,152	1,867	289	...
38	1949...	8,124	3,513	1,543	1,169	1,635	188	76
39	pounds 1954...	9,856,728	3,946,740	2,080,805	1,264,146	2,236,521	328,516	...
40	1949...	9,668,378	4,187,639	1,824,888	1,360,440	1,995,789	228,502	71,120
41	Peanuts harvested for picking or threshing.....multiple units reporting 1954...	70	33	17	10	10
42	1949...	51	39	...	7	5
43	subunits reporting 1954...	99	39	20	10	30
44	1949...	82	48	...	15	19
45	acres 1954...	402	108	82	95	117
46	1949...	296	171	...	42	83
47	pounds 1954...	335,438	92,893	60,620	71,920	110,005
48	1949...	250,040	144,140	...	39,300	66,600
49	Horses and/or mules....multiple units reporting 1954...	970	548	202	105	103	12	...
50	1950...	1,136	656	203	136	126	12	3
51	number 1954...	3,003	1,090	566	468	716	163	...
52	1950...	4,273	1,584	738	677	977	194	103
53	Landlord-tenant operations containing multiple units: All subunits including home farm.....number 1954...	4,624	1,899	910	630	959	226	...
54	1950...	5,911	2,389	1,153	909	1,173	199	88
55	Land in all subunits including home farm.....acres 1954...	362,590	131,600	69,142	56,351	83,093	22,404	...
56	1950...	442,463	152,209	85,309	71,374	106,763	18,291	8,517
57	Owned by operator of multiple unit..acres 1954...	293,118	110,964	57,770	42,747	62,160	19,477	...
58	1950...	385,236	137,682	77,649	60,906	86,922	14,910	7,167
59	Rented by operator of multiple unit.....acres 1954...	69,472	20,636	11,372	13,604	20,933	2,927	...
60	1950...	57,227	14,527	7,660	10,468	19,841	3,381	1,350
61	Subunits not included in multiple units.....operators reporting 1954...	445	218	91	58	68	10	...
62	1950...	591	319	109	78	74	8	3
63	number 1954...	1,204	469	232	170	274	59	...
64	1950...	1,852	767	400	289	345	27	24
65	Share tenants.....number 1954...	1,039	401	205	158	236	39	...
66	1950...	1,368	563	317	209	233	24	22
67	Other tenants, not croppers nor share tenants.....number 1954...	165	68	27	12	38	20	...
68	1950...	484	204	83	80	112	3	2
69	Land in subunits not included in multiple units.....acres 1954...	38,558	14,442	9,314	4,688	8,650	1,464	...
70	1950...	71,776	25,985	15,531	12,282	16,317	917	744

Economic Area Table 5.—MULTIPLE-UNIT OPERATIONS, BY NUMBER OF SUBUNITS: CENSUSES OF 1954 AND 1950—Continued

Item (For definitions and explanations, see text)		Area 10						
		Total	Number of subunits					
			2	3	4	5 to 9	10 to 19	20 and over
1	Multiple-unit operations.....number 1954...	533	354	100	42	33	4	...
2	1950...	481	307	104	32	38
3	Subunits in multiple-unit operations.....total number 1954...	1,405	708	300	168	186	43	...
4	1950...	1,283	614	312	128	229
5	Home farms.....number 1954...	499	331	95	39	30	4	...
6	1950...	450	285	100	28	37
7	Cropper farms.....number 1954...	906	377	205	129	156	39	...
8	1950...	833	329	212	100	192
9	Land in multiple-unit operations....total acres 1954...	118,622	58,068	24,674	13,623	18,215	4,042	...
10	1950...	109,964	43,577	34,880	9,837	21,670
11	Home farms.....acres 1954...	91,618	45,582	16,236	10,584	13,968	3,248	...
12	1950...	85,170	34,365	28,647	6,891	15,247
13	Cropper farms.....acres 1954...	27,004	12,486	6,438	3,039	4,247	794	...
14	1950...	24,794	9,192	6,233	2,946	6,423
15	Cropland harvested.....total acres 1954...	42,832	22,461	8,598	4,939	5,652	1,182	...
16	1949...	38,641	18,318	9,587	3,410	7,326
17	Corn harvested for grain.....multiple units reporting 1954...	522	343	100	42	33	4	...
18	1949...	458	286	102	32	38
19	subunits reporting 1954...	1,076	511	238	143	148	36	...
20	1949...	975	449	243	103	180
21	acres 1954...	16,553	8,704	3,463	1,956	1,896	534	...
22	1949...	15,015	7,191	3,403	1,557	2,864
23	bushels 1954...	659,902	353,150	130,651	75,400	80,121	20,580	...
24	1949...	417,871	197,427	100,597	38,769	81,078
25	Cotton harvested.....multiple units reporting 1954...	115	69	24	10	9	3	...
26	1949...	174	94	42	18	20
27	subunits reporting 1954...	144	75	36	13	13	7	...
28	1949...	237	105	56	35	41
29	acres 1954...	629	338	178	35	43	35	...
30	1949...	1,169	540	294	133	202
31	bales 1954...	536	290	156	31	31	28	...
32	1949...	687	293	180	80	134
33	Tobacco harvested.....multiple units reporting 1954...	429	271	87	38	29	4	...
34	1949...	323	185	77	26	35
35	subunits reporting 1954...	906	401	206	123	140	36	...
36	1949...	723	289	178	85	171
37	acres 1954...	5,532	2,467	1,176	746	893	250	...
38	1949...	4,045	1,557	926	454	1,108
39	pounds 1954...	7,746,992	3,537,296	1,661,118	1,005,890	1,197,366	345,322	...
40	1949...	4,577,288	1,721,470	1,062,441	535,936	1,257,441
41	Peanuts harvested for picking or threshing.....multiple units reporting 1954...	82	44	14	8	14	2	...
42	1949...	93	39	21	15	18
43	subunits reporting 1954...	139	56	21	15	37	10	...
44	1949...	181	53	37	33	58
45	acres 1954...	523	188	94	51	144	46	...
46	1949...	793	207	171	159	256
47	pounds 1954...	591,888	229,248	116,540	47,500	149,800	48,800	...
48	1949...	812,380	211,688	168,969	186,641	245,082
49	Horses and/or mules....multiple units reporting 1954...	394	243	84	38	25	4	...
50	1950...	374	228	84	28	34
51	number 1954...	1,032	470	217	146	144	55	...
52	1950...	1,276	549	291	141	295
53	Landlord-tenant operations containing multiple units: All subunits including home farm.....number 1954...	1,544	775	331	182	211	45	...
54	1950...	1,522	729	375	145	273
55	Land in all subunits including home farm.....acres 1954...	124,237	61,217	25,835	14,006	19,055	4,124	...
56	1950...	120,759	49,346	37,185	10,771	23,457
57	Owned by operator of multiple unit....acres 1954...	111,150	54,235	23,831	12,249	16,747	4,088	...
58	1950...	106,867	42,611	35,145	9,605	19,506
59	Rented by operator of multiple unit.....acres 1954...	13,087	6,982	2,004	1,757	2,308	36	...
60	1950...	13,892	6,735	2,040	1,166	3,951
61	Subunits not included in multiple units.....operators reporting 1954...	90	47	22	10	10	1	...
62	1950...	129	74	27	10	18
63	number 1954...	139	67	31	14	25	2	...
64	1950...	239	115	63	17	44
65	Share tenants.....number 1954...	122	57	30	10	23	2	...
66	1950...	81	40	22	6	13
67	Other tenants, not croppers nor share tenants.....number 1954...	17	10	1	4	2
68	1950...	158	75	41	11	31
69	Land in subunits not included in multiple units.....acres 1954...	5,615	3,149	1,161	383	640	82	...
70	1950...	10,795	5,769	2,305	934	1,787

MULTIPLE-UNIT OPERATIONS

Economic Area Table 5.—MULTIPLE-UNIT OPERATIONS, BY NUMBER OF SUBUNITS: CENSUSES OF 1954 AND 1950—Continued

Item (For definitions and explanations, see text)		Area 11						
		Total	Number of subunits					
			2	3	4	5 to 9	10 to 19	20 and over
1	Multiple-unit operations.....number 1954...	2,813	1,883	570	198	157	5	...
2	1950...	2,647	1,656	591	199	187	13	1
3	Subunits in multiple-unit operations.....total number 1954...	7,261	3,766	1,710	792	937	56	...
4	1950...	7,170	3,312	1,773	796	1,117	157	23
5	Home farms.....number 1954...	2,693	1,804	549	187	148	5	...
6	1950...	2,446	1,533	546	181	175	12	1
7	Cropper farms.....number 1954...	4,568	1,962	1,161	605	789	51	...
8	1950...	4,730	1,779	1,227	615	942	145	22
9	Land in multiple-unit operations...total acres 1954...	542,626	255,206	129,597	64,941	86,243	6,639	...
10	1950...	560,128	244,908	132,133	61,059	107,830	11,962	2,206
11	Home farms.....acres 1954...	444,401	214,580	107,191	50,835	66,836	4,959	...
12	1950...	448,702	205,203	102,960	46,542	84,381	7,955	1,661
13	Cropper farms.....acres 1954...	98,225	40,626	22,406	14,106	19,407	1,680	...
14	1950...	111,426	39,705	29,173	14,527	23,449	4,027	545
15	Cropland harvested.....total acres 1954...	149,689	71,371	35,019	17,574	24,299	1,426	...
16	1949...	150,155	66,494	36,270	16,139	26,341	4,232	679
17	Corn harvested for grain.....multiple units reporting 1954...	2,706	1,791	559	196	155	5	...
18	1949...	2,602	1,617	586	199	186	13	1
19	subunits reporting 1954...	5,503	2,754	1,314	618	768	49	...
20	1949...	5,893	2,677	1,446	661	957	129	23
21	acres 1954...	74,463	34,486	17,565	9,457	12,096	859	...
22	1949...	75,542	32,280	16,616	8,600	13,548	2,207	291
23	bushels 1954...	1,569,202	729,448	369,443	183,159	269,247	17,905	...
24	1949...	1,823,118	780,380	446,171	196,821	327,177	64,749	5,820
25	Cotton harvested.....multiple units reporting 1954...	633	348	152	69	61	3	...
26	1949...	722	374	174	76	87	11	...
27	subunits reporting 1954...	899	407	220	114	144	14	...
28	1949...	1,166	475	268	140	231	52	...
29	acres 1954...	3,944	1,547	904	573	832	88	...
30	1949...	6,808	2,801	1,644	720	1,270	373	...
31	bales 1954...	3,107	1,179	726	472	660	70	...
32	1949...	2,645	1,024	659	314	493	155	...
33	Tobacco harvested.....multiple units reporting 1954...	2,747	1,826	562	198	156	5	...
34	1949...	2,563	1,588	577	198	186	13	1
35	subunits reporting 1954...	5,576	2,792	1,316	630	787	51	...
36	1949...	5,475	2,470	1,337	619	898	129	22
37	acres 1954...	26,602	12,788	6,225	3,070	4,183	336	...
38	1949...	23,845	10,245	5,763	2,799	4,138	692	208
39	pounds 1954...	34,148,864	16,363,583	8,107,427	3,821,757	5,417,839	438,258	...
40	1949...	26,182,813	11,324,017	6,371,859	3,038,898	4,435,980	782,184	229,875
41	Peanuts harvested for picking or threshing.....multiple units reporting 1954...	279	179	63	18	19
42	1949...	278	162	64	24	26	2	...
43	subunits reporting 1954...	393	211	103	35	44
44	1949...	459	220	103	47	74	15	...
45	acres 1954...	1,292	652	359	120	161
46	1949...	1,844	866	441	176	303	58	...
47	pounds 1954...	1,449,011	731,085	418,480	139,320	160,126
48	1949...	1,464,879	677,634	356,395	146,076	223,247	61,527	...
49	Horses and/or mules....multiple units reporting 1954...	2,370	1,530	508	181	146	5	...
50	1950...	2,393	1,464	550	189	176	13	1
51	number 1954...	5,188	2,584	1,187	587	757	73	...
52	1950...	7,073	3,167	1,745	838	1,108	176	39
53	Landlord-tenant operations containing multiple units: All subunits including home farm.....number 1954...	8,587	4,444	2,015	925	1,123	80	...
54	1950...	8,722	4,129	2,118	907	1,358	185	25
55	Land in all subunits including home farm.....acres 1954...	575,274	270,315	136,020	68,783	92,416	7,740	...
56	1950...	604,157	266,063	143,226	63,359	114,798	13,411	3,300
57	Owned by operator of multiple unit..acres 1954...	533,653	247,287	128,254	64,256	86,786	7,070	...
58	1950...	569,980	252,511	129,307	59,297	112,399	13,166	3,300
59	Rented by operator of multiple unit.....acres 1954...	41,621	23,028	7,766	4,527	5,630	670	...
60	1950...	34,177	13,552	13,919	4,062	2,399	245	...
61	Subunits not included in multiple units.....operators reporting 1954...	717	427	152	72	64	2	...
62	1950...	788	464	183	65	65	10	1
63	number 1954...	1,326	678	305	133	186	24	...
64	1950...	1,544	817	345	111	241	28	2
65	Share tenants.....number 1954...	1,109	568	256	113	150	22	...
66	1950...	797	412	165	67	137	16	...
67	Other tenants, not croppers nor share tenants.....number 1954...	217	110	49	20	36	2	...
68	1950...	747	405	180	44	104	12	2
69	Land in subunits not included in multiple units.....acres 1954...	32,648	15,109	6,423	3,842	6,173	1,101	...
70	1950...	44,029	21,155	11,093	2,290	6,968	1,429	1,094

Economic Area Table 6.—MULTIPLE-UNIT OPERATIONS, BY KIND OF TENANT IN LANDLORD-TENANT OPERATION: CENSUSES OF 1954 AND 1950

Item (For definitions and explanations, see text)	Total, selected areas				Area 1 (part)			
	Total	Kind of tenant in landlord-tenant operation			Total	Kind of tenant in landlord-tenant operation		
		Croppers only	Croppers, share, and/or other tenants only	Croppers and tenants other than share tenants only		Croppers only	Croppers, share, and/or other tenants only	Croppers and tenants other than share tenants only
1 Multiple-unit operations.....number 1954...	26,403	20,051	5,138	1,214	1,306	1,098	142	66
2 1950...	25,252	18,336	4,356	2,560	716	550	60	106
3 Subunits in multiple-unit operations.....total number 1954...	75,003	54,683	16,532	3,788	3,010	2,528	331	151
4 1950...	74,688	51,536	15,067	8,085	1,599	1,228	133	238
5 Home farms.....number 1954...	24,592	18,665	4,806	1,121	1,296	1,088	142	66
6 1950...	22,395	16,242	3,820	2,333	707	542	59	106
7 Cropper farms.....number 1954...	50,411	36,018	11,726	2,667	1,714	1,440	189	85
8 1950...	52,293	35,294	11,247	5,752	892	686	74	132
9 Land in multiple-unit operations....total acres 1954...	5,188,844	3,298,759	1,577,227	312,858	186,325	143,166	29,926	13,233
10 1950...	5,266,162	3,154,763	1,433,862	677,537	117,651	82,660	16,201	18,790
11 Home farms.....acres 1954...	3,859,955	2,395,492	1,225,753	238,710	173,719	133,373	27,921	12,425
12 1950...	3,579,655	2,083,111	1,017,158	479,396	104,569	72,736	14,728	16,905
13 Cropper farms.....acres 1954...	1,328,889	903,267	351,474	74,148	12,606	9,793	2,005	808
14 1950...	1,686,497	1,071,652	416,704	198,141	13,282	9,924	1,473	1,885
15 Cropland harvested.....total acres 1954...	1,652,627	1,157,219	401,661	93,747	24,986	20,154	3,164	1,668
16 1949...	1,725,780	1,145,499	384,323	195,958	17,092	12,940	1,555	2,597
17 Corn harvested for grain.....multiple units reporting 1954...	24,840	18,908	4,844	1,088	1,138	970	115	53
18 1949...	24,438	17,806	4,199	2,433	658	509	57	92
19 subunits reporting 1954...	55,550	40,664	12,203	2,683	1,744	1,481	188	75
20 1949...	60,276	42,020	11,923	6,333	1,077	834	89	154
21 acres 1954...	596,741	425,268	139,249	32,224	5,203	4,425	564	214
22 1949...	613,595	415,179	127,700	70,716	4,628	3,614	387	627
23 bushels 1954...	13,798,592	10,021,034	3,028,167	749,391	211,566	179,420	23,710	8,436
24 1949...	18,251,069	12,558,659	3,664,771	2,027,639	173,203	135,139	13,943	24,121
25 Cotton harvested.....multiple units reporting 1954...	12,568	9,200	2,721	647
26 1949...	14,750	10,422	2,965	1,363
27 subunits reporting 1954...	26,048	18,197	6,276	1,575
28 1949...	35,219	23,488	7,896	3,835
29 acres 1954...	182,271	119,537	50,498	12,236
30 1949...	294,262	189,230	73,684	31,348
31 bales 1954...	131,262	86,510	36,128	8,624
32 1949...	175,752	116,691	40,429	18,632
33 Tobacco harvested.....multiple units reporting 1954...	22,396	17,156	4,301	939	1,113	939	122	52
34 1949...	20,424	14,959	3,467	1,998	527	394	53	80
35 subunits reporting 1954...	51,817	38,458	10,992	2,367	1,645	1,377	192	76
36 1949...	49,701	35,109	9,500	5,092	791	591	77	123
37 acres 1954...	250,950	184,447	54,218	12,285	1,536	1,295	181	60
38 1949...	224,033	158,016	42,952	23,065	957	683	113	161
39 pounds 1954...	307,628,769	227,255,749	65,535,169	14,837,851	2,754,981	2,317,293	325,508	112,180
40 1949...	256,343,325	182,718,114	47,755,439	25,869,772	1,419,449	992,591	176,095	250,763
41 Peanuts harvested for picking or threshing.....multiple units reporting 1954...	3,922	3,029	691	202
42 1949...	4,166	3,096	648	422
43 subunits reporting 1954...	10,237	7,445	2,187	605
44 1949...	12,078	8,290	2,292	1,496
45 acres 1954...	77,052	52,420	19,268	5,364
46 1949...	106,611	68,586	23,508	14,517
47 pounds 1954...	103,284,157	70,847,855	25,486,946	6,949,356
48 1949...	107,129,341	69,231,324	24,212,654	13,685,363
49 Horses and/or mules....multiple units reporting 1954...	22,658	17,294	4,367	997	1,038	874	113	51
50 1950...	22,461	16,525	3,743	2,193	617	481	50	86
51 number 1954...	71,256	50,233	17,176	3,847	2,021	1,692	234	95
52 1950...	86,882	58,664	18,538	9,680	1,341	1,023	118	200
53 Landlord-tenant operations containing multiple units: All subunits including home farm.....number 1954...	87,009	54,683	26,968	5,358	3,277	2,528	530	219
54 1950...	88,817	51,536	25,637	11,644	1,843	1,228	248	367
55 Land in all subunits including home farm.....acres 1954...	5,610,862	3,298,759	1,953,406	358,697	188,954	143,166	31,759	14,029
56 1950...	5,900,748	3,154,763	1,950,989	794,996	122,703	82,660	19,796	20,247
57 Owned by operator of multiple unit....acres 1954...	4,804,829	2,764,338	1,717,908	322,583	180,096	136,631	30,390	13,075
58 1950...	5,164,011	2,698,301	1,747,819	717,891	120,265	80,773	19,796	19,696
59 Rented by operator of multiple unit.....acres 1954...	806,033	534,421	235,498	36,114	8,858	6,535	1,369	954
60 1950...	736,737	456,462	203,170	77,105	2,438	1,867	...	551
61 Subunits not included in multiple units.....operators reporting 1954...	6,352	...	5,138	1,214	208	...	142	66
62 1950...	6,916	...	4,356	2,560	166	...	60	106
63 number 1954...	12,006	...	10,436	1,570	267	...	199	68
64 1950...	14,129	...	10,570	3,559	244	...	115	129
65 Share tenants.....number 1954...	9,635	...	9,635	...	186	...	186	...
66 1950...	8,677	...	8,677	...	89	...	89	...
67 Other tenants, not croppers nor share tenants.....number 1954...	2,371	...	801	1,570	81	...	13	68
68 1950...	5,452	...	1,893	3,559	155	...	26	129
69 Land in subunits not included in multiple units.....acres 1954...	422,018	...	376,179	45,839	2,629	...	1,833	796
70 1950...	634,586	...	517,127	117,459	5,052	...	3,585	1,457

MULTIPLE-UNIT OPERATIONS

Economic Area Table 6.—MULTIPLE-UNIT OPERATIONS, BY KIND OF TENANT IN LANDLORD-TENANT OPERATION:
CENSUSES OF 1954 AND 1950—Continued

Item (For definitions and explanations, see text)	Area 2				Areas 3, B, and C			
	Total	Kind of tenant in landlord-tenant operation			Total	Kind of tenant in landlord-tenant operation		
		Croppers only	Croppers, share, and/or other tenants only	Croppers and tenants other than share tenants only		Croppers only	Croppers, share, and/or other tenants only	Croppers and tenants other than share tenants only
1 Multiple-unit operations.....number 1954...	240	204	22	14	5,854	4,575	1,082	199
2 1950...	217	184	12	21	4,885	3,693	713	479
3 Subunits in multiple-unit operations.....total number 1954...	525	446	49	30	15,170	11,529	3,125	516
4 1950...	469	395	30	44	12,566	9,215	2,132	1,221
5 Home farms.....number 1954...	237	201	22	14	5,618	4,407	1,023	188
6 1950...	212	181	11	20	4,566	3,485	633	448
7 Cropper farms.....number 1954...	288	245	27	16	9,552	7,122	2,102	328
8 1950...	257	214	19	24	8,000	5,728	1,499	773
9 Land in multiple-unit operations.....total acres 1954...	46,615	28,674	11,036	6,905	938,866	662,794	240,965	35,107
10 1950...	40,445	29,633	5,018	5,794	830,710	561,829	187,221	81,660
11 Home farms.....acres 1954...	42,342	25,384	10,515	6,443	718,359	511,121	180,187	27,051
12 1950...	34,568	24,846	4,371	5,351	567,043	395,070	122,193	49,780
13 Cropper farms.....acres 1954...	4,273	3,290	521	462	220,507	151,673	60,778	8,056
14 1950...	5,877	4,787	647	443	263,667	166,759	65,028	31,880
15 Cropland harvested.....total acres 1954...	7,487	5,842	835	810	232,586	177,818	46,781	7,987
16 1949...	7,819	6,401	565	853	198,211	143,233	35,912	19,066
17 Corn harvested for grain.....multiple units reporting 1954...	220	187	21	12	5,522	4,337	1,005	180
18 1949...	200	169	11	20	4,665	3,549	673	445
19 subunits reporting 1954...	328	278	30	20	10,630	8,195	2,098	337
20 1949...	329	280	22	27	9,525	7,123	1,541	861
21 acres 1954...	2,128	1,773	173	182	64,180	48,803	13,071	2,306
22 1949...	2,667	2,121	223	323	62,166	44,682	10,682	6,802
23 bushels 1954...	51,197	43,370	4,045	3,782	1,416,228	1,089,617	276,971	49,640
24 1949...	84,952	65,038	8,775	11,139	1,893,650	1,393,825	321,116	178,709
25 Cotton harvested.....multiple units reporting 1954...	5	4	1	...	325	235	78	12
26 1949...	34	31	3	...	338	227	84	27
27 subunits reporting 1954...	7	5	2	...	602	392	187	23
28 1949...	51	47	4	...	627	383	188	56
29 acres 1954...	20	12	8	...	1,855	1,185	605	67
30 1949...	205	159	46	...	2,316	1,327	756	233
31 bales 1954...	13	8	5	...	1,356	887	425	44
32 1949...	137	105	32	...	1,825	1,087	574	164
33 Tobacco harvested.....multiple units reporting 1954...	136	122	11	3	5,727	4,480	1,051	196
34 1949...	94	81	6	7	4,732	3,589	687	456
35 subunits reporting 1954...	206	181	19	6	12,472	9,588	2,487	397
36 1949...	134	117	9	8	10,114	7,532	1,672	910
37 acres 1954...	561	496	54	11	57,664	44,028	11,714	1,922
38 1949...	353	303	27	23	45,412	33,593	7,863	3,956
39 pounds 1954...	548,420	487,570	49,800	11,050	58,263,718	44,798,217	11,514,592	1,950,909
40 1949...	348,697	303,130	24,146	21,421	45,101,750	33,427,832	7,808,694	3,865,224
41 Peanuts harvested for picking or threshing.....multiple units reporting 1954...	2	2
42 1949...	1	1
43 subunits reporting 1954...	3	3
44 1949...	1	1
45 acres 1954...	2	2
46 1949...	1	1
47 pounds 1954...	340	340
48 1949...	900	900
49 Horses and/or mules.....multiple units reporting 1954...	159	135	13	11	5,355	4,223	961	171
50 1950...	161	136	9	16	4,421	3,400	606	415
51 number 1954...	259	211	20	28	13,913	10,396	3,065	452
52 1950...	324	259	22	43	13,855	10,038	2,519	1,298
53 Landlord-tenant operations containing multiple units: All subunits including home farm.....number 1954...	569	446	77	46	17,301	11,529	5,030	742
54 1950...	520	395	52	73	14,378	9,213	3,553	1,612
55 Land in all subunits including home farm.....acres 1954...	47,173	28,674	11,390	7,109	1,029,036	662,794	324,093	42,149
56 1950...	41,578	29,633	5,927	6,018	947,602	561,829	286,791	98,982
57 Owned by operator of multiple unit.....acres 1954...	46,002	28,079	11,390	6,533	847,259	526,277	283,442	37,540
58 1950...	40,425	28,510	5,897	6,018	807,508	462,749	255,434	89,325
59 Rented by operator of multiple unit.....acres 1954...	1,171	595	...	576	181,777	136,517	40,651	4,609
60 1950...	1,153	1,123	30	...	140,094	99,080	31,357	9,657
61 Subunits not included in multiple units.....operators reporting 1954...	36	...	22	14	1,281	...	1,082	199
62 1950...	33	...	12	21	1,192	...	713	479
63 number 1954...	44	...	28	16	2,131	...	1,905	226
64 1950...	51	...	22	29	2,012	...	1,421	591
65 Share tenants.....number 1954...	28	...	28	...	1,821	...	1,821	...
66 1950...	13	...	13	...	1,308	...	1,308	...
67 Other tenants, not croppers nor share tenants.....number 1954...	16	16	310	...	84	226
68 1950...	38	...	9	29	704	...	113	591
69 Land in subunits not included in multiple units.....acres 1954...	558	...	354	204	90,170	...	83,128	7,042
70 1950...	1,133	...	909	224	116,892	...	99,570	17,322

Economic Area Table 6.—MULTIPLE-UNIT OPERATIONS, BY KIND OF TENANT IN LANDLORD-TENANT OPERATION: CENSUSES OF 1954 AND 1950—Continued

Item (For definitions and explanations, see text)	Area 4a				Area 4b			
	Total	Kind of tenant in landlord-tenant operation			Total	Kind of tenant in landlord-tenant operation		
		Croppers only	Croppers, share, and/or other tenants only	Croppers and tenants other than share tenants only		Croppers only	Croppers, share, and/or other tenants only	Croppers and tenants other than share tenants only
1 Multiple-unit operations.....number 1954...	646	516	103	27	645	502	111	32
2 1950...	386	288	45	53	695	533	73	89
3 Subunits in multiple-unit operations.....total number 1954...	1,543	1,197	277	69	1,507	1,173	260	74
4 1950...	922	647	143	132	1,618	1,233	186	199
5 Home farms.....number 1954...	633	503	103	27	636	497	109	30
6 1950...	376	283	44	49	684	524	72	88
7 Cropper farms.....number 1954...	910	694	174	42	871	676	151	44
8 1950...	546	364	99	83	934	709	114	111
9 Land in multiple-unit operations...total acres 1954...	129,279	90,165	31,017	8,097	125,813	94,651	23,814	7,348
10 1950...	96,461	51,156	24,893	20,412	133,073	94,681	20,475	17,917
11 Home farms.....acres 1954...	112,238	77,431	28,048	6,759	106,660	80,571	20,123	5,965
12 1950...	83,016	42,122	22,578	18,316	106,825	76,402	16,243	14,180
13 Cropper farms.....acres 1954...	17,041	12,734	2,969	1,338	19,153	14,080	3,691	1,382
14 1950...	13,445	9,034	2,315	2,096	26,248	18,279	4,232	3,737
15 Cropland harvested.....total acres 1954...	31,117	22,133	6,973	2,011	47,296	37,486	7,506	2,304
16 1949...	22,089	13,310	5,895	2,884	49,782	37,277	7,100	5,405
17 Corn harvested for grain.....multiple units reporting 1954...	578	462	92	24	550	430	93	27
18 1949...	362	270	43	49	599	465	62	72
19 subunits reporting 1954...	907	720	149	38	824	639	141	44
20 1949...	662	464	106	92	932	713	103	116
21 acres 1954...	6,899	5,404	1,190	305	6,577	5,219	974	384
22 1949...	5,447	3,556	1,057	834	8,831	6,328	1,451	1,052
23 bushels 1954...	151,271	120,763	24,930	5,578	150,372	115,525	24,681	10,166
24 1949...	163,503	108,018	29,664	25,821	238,671	183,963	26,642	28,066
25 Cotton harvested.....multiple units reporting 1954...	148	109	30	9	523	411	89	23
26 1949...	133	85	27	21	571	448	61	62
27 subunits reporting 1954...	248	159	70	19	868	694	137	57
28 1949...	242	129	68	45	990	782	109	99
29 acres 1954...	2,422	1,183	1,054	185	7,283	5,891	1,103	289
30 1949...	1,855	745	813	297	6,670	6,611	1,289	770
31 bales 1954...	1,555	761	678	116	4,976	3,969	794	213
32 1949...	1,326	594	516	216	7,321	5,739	924	658
33 Tobacco harvested.....multiple units reporting 1954...	483	405	66	12	109	84	20	5
34 1949...	281	209	36	36	75	57	6	12
35 subunits reporting 1954...	796	660	115	21	144	114	23	7
36 1949...	447	324	67	56	107	84	8	15
37 acres 1954...	3,115	2,570	484	61	390	304	58	28
38 1949...	1,855	1,321	319	215	288	220	18	50
39 pounds 1954...	3,063,885	2,481,097	524,474	58,284	373,079	295,144	52,635	25,300
40 1949...	1,692,066	1,195,715	298,063	198,288	270,544	200,344	21,100	49,100
41 Peanuts harvested for picking or threshing.....multiple units reporting 1954...	1	1
42 1949...	4	3	1	...
43 subunits reporting 1954...	1	1
44 1949...	6	7	1	...
45 acres 1954...	1	1
46 1949...	4	3	1	...
47 pounds 1954...	210	210
48 1949...	2,940	2,540	400	...
49 Horses and/or mules...multiple units reporting 1954...	487	389	76	22	431	340	70	21
50 1950...	338	255	42	41	560	426	60	74
51 number 1954...	1,029	793	190	46	886	696	146	44
52 1950...	956	641	184	131	1,484	1,080	198	206
53 Landlord-tenant operations containing multiple units: All subunits including home farm.....number 1954...	1,729	1,197	427	105	1,716	1,173	423	120
54 1950...	1,089	647	240	202	1,854	1,233	308	313
55 Land in all subunits including home farm.....acres 1954...	134,944	90,165	36,216	8,563	132,863	94,651	28,561	9,651
56 1950...	106,524	51,156	31,834	23,534	142,506	94,681	27,593	20,232
57 Owned by operator of multiple unit...acres 1954...	123,702	82,141	33,119	8,442	112,130	77,406	25,162	9,562
58 1950...	100,700	46,883	30,605	23,212	119,115	75,016	25,717	18,382
59 Rented by operator of multiple unit.....acres 1954...	11,242	8,024	3,097	121	20,733	17,245	3,399	89
60 1950...	5,824	4,273	1,229	322	23,391	19,665	1,876	1,850
61 Subunits not included in multiple units.....operators reporting 1954...	130	...	103	27	143	...	111	32
62 1950...	98	...	45	53	162	...	73	89
63 number 1954...	186	...	150	36	209	...	163	46
64 1950...	167	...	97	70	236	...	122	114
65 Share tenants.....number 1954...	140	...	140	...	153	...	153	...
66 1950...	77	...	77	...	103	...	103	...
67 Other tenants, not croppers nor share tenants.....number 1954...	46	...	10	36	56	...	10	46
68 1950...	90	...	20	70	133	...	19	114
69 Land in subunits not included in multiple units.....acres 1954...	5,665	...	5,199	466	7,050	...	4,747	2,303
70 1950...	10,063	...	6,941	3,122	9,433	...	7,118	2,315

MULTIPLE-UNIT OPERATIONS

Economic Area Table 6.—MULTIPLE-UNIT OPERATIONS, BY KIND OF TENANT IN LANDLORD-TENANT OPERATION:
CENSUSES OF 1954 AND 1950—Continued

Item (For definitions and explanations, see text)	Area 5				Areas 6 and E			
	Total	Kind of tenant in landlord-tenant operation			Total	Kind of tenant in landlord-tenant operation		
		Croppers only	Croppers, share, and/or other tenants only	Croppers and tenants other than share tenants only		Croppers only	Croppers, share, and/or other tenants only	Croppers and tenants other than share tenants only
1 Multiple-unit operations.....number 1954...	1,903	1,447	341	115	3,685	2,459	1,040	186
2 1950...	2,327	1,761	375	191	3,497	2,252	907	336
3 Subunits in multiple-unit operations.....total number 1954...	5,129	3,795	1,021	313	9,535	6,063	2,957	515
4 1950...	6,312	4,624	1,175	513	9,109	5,581	2,696	912
5 Home farms.....number 1954...	1,855	1,413	333	109	3,549	2,372	1,001	176
6 1950...	2,203	1,675	347	181	3,236	2,063	834	319
7 Cropper farms.....number 1954...	3,274	2,382	688	204	5,886	3,691	1,956	339
8 1950...	4,109	2,949	828	322	5,953	3,498	1,822	593
9 Land in multiple-unit operations....total acres 1954...	374,945	258,669	90,379	25,897	627,546	324,068	269,912	33,566
10 1950...	424,591	279,767	104,125	40,759	673,660	313,818	244,342	75,500
11 Home farms.....acres 1954...	296,233	203,724	72,449	20,100	493,472	245,907	222,360	25,189
12 1950...	309,236	202,048	76,214	30,974	467,822	223,377	184,920	59,525
13 Cropper farms.....acres 1954...	78,662	54,925	17,930	5,797	134,070	78,161	47,552	8,377
14 1950...	115,355	77,659	27,911	9,725	165,338	90,441	59,422	15,975
15 Cropland harvested.....total acres 1954...	139,902	101,243	29,957	8,762	177,875	108,900	60,271	9,296
16 1949...	174,327	124,470	36,828	12,929	105,190	106,626	58,162	20,182
17 Corn harvested for grain.....multiple units reporting 1954...	1,442	1,087	273	82	3,514	2,353	994	167
18 1949...	2,202	1,672	356	174	3,417	2,215	890	322
19 subunits reporting 1954...	2,675	1,954	568	153	7,024	4,511	2,167	346
20 1949...	4,707	3,485	852	364	7,424	4,632	2,107	685
21 acres 1954...	19,073	13,928	4,050	1,095	63,081	39,870	20,188	3,023
22 1949...	37,699	27,124	7,572	3,003	59,992	35,532	18,114	6,346
23 bushels 1954...	236,102	171,868	50,012	16,222	1,031,735	650,713	335,132	45,890
24 1949...	939,289	695,252	171,503	71,934	1,827,456	1,090,255	543,614	193,587
25 Cotton harvested.....multiple units reporting 1954...	1,773	1,348	321	104	2,522	1,645	766	111
26 1949...	2,222	1,637	357	178	2,815	1,773	772	270
27 subunits reporting 1954...	3,651	2,693	745	213	4,289	2,676	1,410	203
28 1949...	5,034	3,730	917	387	5,484	3,266	1,675	543
29 acres 1954...	42,979	30,927	9,015	3,037	22,663	13,492	8,084	1,107
30 1949...	73,231	53,654	14,751	5,426	37,369	21,072	12,484	3,813
31 bales 1954...	24,256	17,426	5,172	1,657	16,310	9,739	5,779	792
32 1949...	48,886	35,774	9,509	3,603	20,648	11,895	6,600	2,153
33 Tobacco harvested.....multiple units reporting 1954...	53	34	15	4	3,566	2,411	983	172
34 1949...	49	32	12	5	3,359	2,150	852	317
35 subunits reporting 1954...	70	47	18	5	7,182	4,670	2,148	364
36 1949...	61	39	15	7	6,844	4,289	1,926	629
37 acres 1954...	234	130	72	32	33,143	21,435	9,963	1,745
38 1949...	156	99	33	24	28,650	18,030	8,114	2,506
39 pounds 1954...	194,916	104,316	55,900	34,700	36,004,707	23,154,392	10,941,619	1,908,696
40 1949...	151,325	94,268	35,357	21,700	30,648,606	19,392,377	8,634,590	2,621,639
41 Peanuts harvested for picking or threshing.....multiple units reporting 1954...	10	7	3	...	57	35	20	2
42 1949...	6	6	29	15	13	1
43 subunits reporting 1954...	15	12	3	...	80	51	27	2
44 1949...	8	8	46	23	22	1
45 acres 1954...	18	12	6	...	228	131	95	2
46 1949...	7	7	216	89	121	6
47 pounds 1954...	6,345	4,057	2,288	...	202,518	112,198	89,100	1,220
48 1949...	4,322	4,322	174,682	79,450	89,876	5,363
49 Horses and/or mules....multiple units reporting 1954...	1,365	1,023	258	84	3,232	2,191	890	151
50 1950...	1,902	1,443	303	156	3,122	2,046	799	283
51 number 1954...	3,693	2,551	832	310	8,498	5,296	2,731	471
52 1950...	5,922	4,161	1,290	471	10,033	6,011	3,027	935
53 Landlord-tenant operations containing multiple units: All subunits including home farm.....number 1954...	5,885	3,795	1,585	505	12,015	6,063	5,215	735
54 1950...	7,315	4,624	1,908	783	12,087	5,581	5,110	1,396
55 Land in all subunits including home farm.....acres 1954...	400,023	258,669	109,339	32,015	697,299	324,068	334,772	38,459
56 1950...	465,312	279,707	135,905	49,700	739,154	313,818	339,113	86,223
57 Owned by operator of multiple unit....acres 1954...	337,965	215,061	95,315	27,569	614,509	275,260	303,955	35,374
58 1950...	406,242	240,998	119,764	45,480	661,696	270,126	313,948	77,622
59 Rented by operator of multiple unit.....acres 1954...	62,058	43,588	14,024	4,446	82,710	48,808	30,817	3,085
60 1950...	59,070	38,709	15,141	4,220	77,458	45,692	25,165	8,601
61 Subunits not included in multiple units.....operators reporting 1954...	456	...	341	115	1,226	...	1,040	186
62 1950...	566	...	375	191	1,245	...	907	338
63 number 1954...	756	...	564	192	2,478	...	2,258	220
64 1950...	1,003	...	733	270	2,898	...	2,414	484
65 Share tenants.....number 1954...	511	...	511	...	2,023	...	2,023	...
66 1950...	558	...	558	...	1,942	...	1,942	...
67 Other tenants, not croppers nor share tenants.....number 1954...	245	...	53	192	455	...	235	220
68 1950...	445	...	175	270	956	...	472	484
69 Land in subunits not included in multiple units.....acres 1954...	25,078	...	18,960	6,118	69,753	...	64,860	4,893
70 1950...	40,721	...	31,780	8,941	105,494	...	94,771	10,723

Economic Area Table 6.—MULTIPLE-UNIT OPERATIONS, BY KIND OF TENANT IN LANDLORD-TENANT OPERATION: CENSUSES OF 1954 AND 1950—Continued

Item (For definitions and explanations, see text)	Area 7				Area 8			
	Total	Kind of tenant in landlord-tenant operation			Total	Kind of tenant in landlord-tenant operation		
		Croppers only	Croppers, share, and/or other tenants only	Croppers and tenants other than share tenants only		Croppers only	Croppers, share, and/or other tenants only	Croppers and tenants other than share tenants only
1 Multiple-unit operations.....number 1954...	2,485	1,844	496	145	5,111	4,132	722	257
2 1950...	2,531	1,774	457	300	5,498	4,309	769	420
3 Subunits in multiple-unit operations.....total number 1954...	8,156	5,736	1,895	525	18,342	13,868	3,368	1,106
4 1950...	8,654	5,586	2,040	1,028	20,839	15,069	3,607	2,163
5 Home farms.....number 1954...	2,208	1,633	444	131	4,233	3,417	600	216
6 1950...	1,955	1,368	341	246	4,324	3,361	620	343
7 Cropper farms.....number 1954...	5,948	4,103	1,451	394	14,109	10,451	2,768	890
8 1950...	6,699	4,218	1,699	782	16,515	11,708	2,987	1,820
9 Land in multiple-unit operations.....total acres 1954...	751,862	449,270	245,862	56,730	1,022,313	696,955	248,479	74,879
10 1950...	777,260	425,969	242,137	109,154	1,171,532	786,738	237,994	146,800
11 Home farms.....acres 1954...	520,486	294,411	163,906	42,169	597,514	391,624	146,959	48,931
12 1950...	464,239	230,600	157,007	76,632	615,922	416,863	124,951	74,108
13 Cropper farms.....acres 1954...	231,376	154,859	61,956	14,561	434,799	307,331	101,520	25,948
14 1950...	313,021	195,369	85,130	32,522	555,610	369,875	113,043	72,692
15 Cropland harvested.....total acres 1954...	239,590	161,529	60,336	17,725	448,385	329,213	89,386	29,786
16 1949...	252,329	158,348	63,615	30,366	505,375	357,019	87,351	61,005
17 Corn harvested for grain.....multiple units reporting 1954...	2,425	1,798	489	138	5,076	4,107	717	252
18 1949...	2,498	1,755	447	296	5,445	4,275	754	416
19 subunits reporting 1954...	6,495	4,581	1,521	393	15,785	11,949	2,887	949
20 1949...	7,293	4,761	1,677	855	18,217	13,199	3,110	1,908
21 acres 1954...	89,206	61,471	21,530	6,205	220,017	161,687	44,374	13,956
22 1949...	82,433	53,801	18,697	9,935	224,617	159,386	39,673	25,558
23 bushels 1954...	2,701,369	1,908,732	604,252	188,385	5,206,406	3,848,004	1,034,137	324,265
24 1949...	2,820,692	1,841,084	669,214	310,394	7,004,411	5,056,992	1,162,302	785,117
25 Cotton harvested.....multiple units reporting 1954...	1,886	1,357	407	122	3,672	2,963	516	193
26 1949...	2,056	1,389	418	249	4,482	3,531	623	328
27 subunits reporting 1954...	4,482	3,062	1,088	332	8,830	6,661	1,574	595
28 1949...	5,465	3,377	1,443	645	13,015	9,342	2,081	1,582
29 acres 1954...	30,169	18,636	9,029	2,604	43,646	32,126	8,349	2,171
30 1949...	44,199	26,427	12,650	5,112	77,299	54,463	13,199	9,637
31 bales 1954...	24,696	15,584	7,074	2,038	35,420	26,273	6,705	2,442
32 1949...	26,526	15,983	7,390	3,153	47,835	34,105	7,795	5,935
33 Tobacco harvested.....multiple units reporting 1954...	1,897	1,467	340	90	5,075	4,112	713	250
34 1949...	1,839	1,388	260	191	5,444	4,280	750	414
35 subunits reporting 1954...	4,891	3,645	997	249	15,804	12,045	2,814	945
36 1949...	4,875	3,478	901	496	17,813	12,983	2,994	1,836
37 acres 1954...	19,884	14,698	4,147	1,039	93,567	70,411	17,399	5,757
38 1949...	17,557	12,638	3,132	1,787	92,791	67,095	16,091	9,604
39 pounds 1954...	29,051,241	21,664,975	6,107,401	1,278,865	125,621,268	94,848,170	23,224,258	7,548,840
40 1949...	20,985,834	15,283,856	3,646,368	2,045,610	118,296,575	84,767,050	18,871,173	11,658,352
41 Peanuts harvested for picking or threshing.....multiple units reporting 1954...	2,382	1,776	469	137	1,039	899	95	45
42 1949...	2,440	1,718	440	282	1,264	1,084	96	84
43 subunits reporting 1954...	6,266	4,412	1,467	387	3,241	2,513	534	194
44 1949...	7,074	4,606	1,673	795	4,219	3,195	436	588
45 acres 1954...	56,016	37,265	14,751	4,000	18,570	13,489	3,789	1,292
46 1949...	74,801	46,312	20,037	8,452	28,649	20,428	2,647	5,574
47 pounds 1954...	79,719,732	54,150,575	20,091,900	5,477,257	20,978,675	14,988,060	4,603,932	1,386,683
48 1949...	79,347,726	48,999,857	21,339,709	9,008,160	25,071,465	18,628,118	2,211,699	4,231,648
49 Horses and/or mules.....multiple units reporting 1954...	2,260	1,686	449	125	4,597	3,729	640	228
50 1950...	2,320	1,656	403	261	5,111	4,033	697	381
51 number 1954...	10,248	6,823	2,800	625	21,486	15,855	4,215	1,416
52 1950...	12,711	8,039	3,230	1,442	27,634	19,571	4,792	3,271
53 Landlord-tenant operations containing multiple units:								
54 All subunits including home farm.....number 1954...	9,519	5,736	3,071	712	20,245	13,868	4,934	1,443
1950...	10,308	5,586	3,236	1,486	23,068	15,069	5,214	2,785
55 Land in all subunits including home farm.....acres 1954...	815,106	449,270	301,632	64,204	1,103,363	698,955	318,241	86,167
56 1950...	885,661	425,969	325,836	133,856	1,282,329	786,738	318,454	177,137
57 Owned by operator of multiple unit.....acres 1954...	674,842	363,042	254,850	56,950	930,323	568,929	284,508	76,886
58 1950...	730,145	356,320	257,771	116,054	1,115,832	664,049	291,345	160,438
59 Rented by operator of multiple unit.....acres 1954...	140,264	86,228	46,782	7,254	173,040	130,026	33,733	9,281
60 1950...	155,516	69,649	68,065	17,802	166,497	122,689	27,109	16,699
61 Subunits not included in multiple units.....operators reporting 1954...	641	...	496	145	979	...	722	257
62 1950...	757	...	457	300	1,189	...	769	420
63 number 1954...	1,363	...	1,176	187	1,903	...	1,566	337
64 1950...	1,654	...	1,196	458	2,229	...	1,607	622
65 Share tenants.....number 1954...	1,023	...	1,023	...	1,480	...	1,480	...
66 1950...	874	...	874	...	1,467	...	1,467	...
67 Other tenants, not croppers nor share tenants.....number 1954...	340	...	153	187	423	...	86	337
68 1950...	780	...	322	458	762	...	140	622
69 Land in subunits not included in multiple units.....acres 1954...	63,244	...	55,770	7,474	81,050	...	69,762	11,288
70 1950...	108,401	...	83,699	24,702	110,797	...	80,460	30,337

MULTIPLE-UNIT OPERATIONS

Economic Area Table 6.—MULTIPLE-UNIT OPERATIONS, BY KIND OF TENANT IN LANDLORD-TENANT OPERATION:
CENSUSES OF 1954 AND 1950—Continued

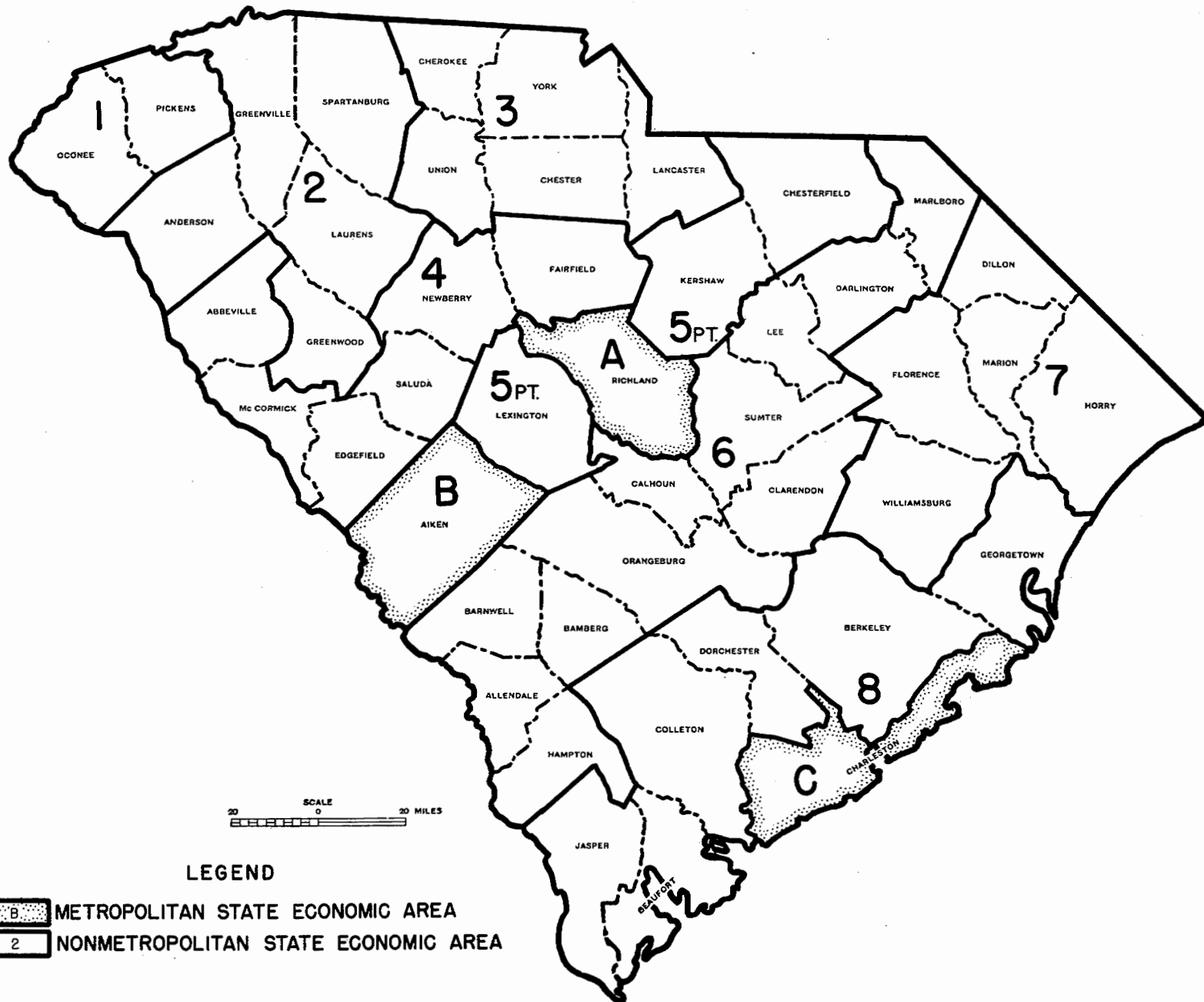
Item (For definitions and explanations, see text)	Area 9					Area 10			
	Total	Kind of tenant in landlord-tenant operation			Total	Kind of tenant in landlord-tenant operation			
		Croppers only	Croppers, share, and/or other tenants only	Croppers and tenants other than share tenants only		Croppers only	Croppers, share, and/or other tenants only	Croppers and tenants other than share tenants only	
1 Multiple-unit operations.....number 1954...	1,182	737	387	58	533	443	82	8	
2 1950...	1,372	781	461	130	481	352	49	80	
3 Subunits in multiple-unit operations.....total number 1954...	3,420	1,945	1,293	182	1,405	1,137	247	21	
4 1950...	4,059	2,181	1,468	410	1,283	897	140	246	
5 Home farms.....number 1954...	1,135	708	372	55	499	421	70	8	
6 1950...	1,234	707	405	122	450	326	48	76	
7 Cropper farms.....number 1954...	2,285	1,237	921	127	906	716	177	13	
8 1950...	2,825	1,474	1,063	288	833	571	92	170	
9 Land in multiple-unit operations....total acres 1954...	324,032	133,480	168,504	22,048	118,622	84,321	31,324	2,977	
10 1950...	370,687	146,270	177,171	47,246	109,964	60,533	26,521	22,910	
11 Home farms.....acres 1954...	272,859	106,048	147,458	19,353	91,618	64,437	24,775	2,408	
12 1950...	292,753	106,897	146,302	39,554	85,170	44,123	23,172	17,875	
13 Cropper farms.....acres 1954...	51,173	27,432	21,046	2,695	27,004	19,884	6,551	569	
14 1950...	77,934	39,373	30,869	7,692	24,794	16,410	3,349	5,035	
15 Cropland harvested.....total acres 1954...	110,822	53,229	51,219	6,374	42,832	32,631	9,146	1,055	
16 1949...	124,870	59,981	51,663	13,226	36,641	25,462	6,313	6,866	
17 Corn harvested for grain.....multiple units reporting 1954...	1,147	713	379	55	522	434	81	7	
18 1949...	1,332	762	445	125	450	339	45	74	
19 subunits reporting 1954...	2,559	1,447	988	124	1,076	873	189	14	
20 1949...	3,242	1,772	1,148	322	975	691	107	177	
21 acres 1954...	29,361	15,334	12,380	1,647	16,553	13,055	3,275	223	
22 1949...	34,558	17,918	13,054	3,586	15,015	10,162	2,095	2,758	
23 bushels 1954...	411,242	220,927	166,572	23,743	659,902	516,655	134,529	8,718	
24 1949...	864,253	450,986	335,910	77,357	417,871	287,275	56,519	74,077	
25 Cotton harvested.....multiple units reporting 1954...	966	581	338	47	115	93	21	1	
26 1949...	1,203	671	423	109	174	118	25	31	
27 subunits reporting 1954...	2,028	1,099	619	110	144	113	30	1	
28 1949...	2,908	1,530	1,089	289	237	157	35	47	
29 acres 1954...	26,641	12,880	12,135	1,626	629	463	163	3	
30 1949...	41,141	20,471	15,753	4,917	1,169	721	170	278	
31 bales 1954...	19,037	9,295	8,605	1,137	350	350	145	1	
32 1949...	17,916	9,219	6,370	2,327	687	438	109	140	
33 Tobacco harvested.....multiple units reporting 1954...	1,061	682	331	48	429	365	59	5	
34 1949...	1,138	674	368	96	323	247	24	52	
35 subunits reporting 1954...	2,125	1,272	767	86	906	745	149	12	
36 1949...	2,317	1,333	804	180	723	516	65	144	
37 acres 1954...	8,722	5,157	3,101	464	5,532	4,519	949	84	
38 1949...	8,124	4,691	2,733	700	4,045	2,870	325	60	
39 pounds 1954...	9,856,728	5,868,064	3,575,496	413,168	7,746,992	6,429,537	1,231,531	85,924	
40 1949...	9,666,378	5,621,536	3,310,721	736,121	4,577,288	3,248,347	381,828	947,113	
41 Peanuts harvested for picking or threshing.....multiple units reporting 1954...	70	50	14	6	82	68	13	1	
42 1949...	51	26	21	4	53	62	12	19	
43 subunits reporting 1954...	99	75	18	6	139	115	23	1	
44 1949...	62	46	28	8	161	111	25	47	
45 acres 1954...	402	312	68	22	523	393	129	1	
46 1949...	296	163	107	26	793	480	108	205	
47 pounds 1954...	335,438	255,818	46,720	32,900	591,888	442,294	149,094	500	
48 1949...	250,040	121,660	102,460	25,900	612,380	532,688	81,957	197,735	
49 Horses and/or mules....multiple units reporting 1954...	970	597	327	46	394	332	58	4	
50 1950...	1,136	659	361	116	374	281	37	56	
51 number 1954...	3,003	1,515	1,339	149	1,032	809	212	11	
52 1950...	4,273	2,169	1,653	451	1,276	894	135	257	
53 Landlord-tenant operations containing multiple units: All subunits including home farm.....number 1954...	4,624	1,945	2,399	280	1,544	1,137	374	33	
54 1950...	5,911	2,181	3,112	618	1,522	897	277	348	
55 Land in all subunits including home farm.....acres 1954...	362,590	133,480	204,590	24,520	124,237	84,321	36,710	3,206	
56 1950...	442,465	146,270	243,008	53,185	120,759	60,533	34,513	25,713	
57 Owned by operator of multiple unit.....acres 1954...	293,118	114,566	159,455	19,095	111,150	72,865	35,107	3,178	
58 1950...	385,236	120,663	221,330	43,243	106,867	62,095	31,920	22,852	
59 Rented by operator of multiple unit.....acres 1954...	69,472	18,912	45,135	5,425	13,087	11,456	1,603	28	
60 1950...	57,227	25,607	21,678	9,942	13,692	8,438	2,593	2,861	
61 Subunits not included in multiple units.....operators reporting 1954...	445	...	387	58	90	...	82	8	
62 1950...	591	...	461	130	129	...	49	80	
63 number 1954...	1,204	...	1,106	98	139	...	127	12	
64 1950...	1,852	...	1,644	208	239	...	137	102	
65 Share tenants.....number 1954...	1,039	...	1,039	...	122	...	122	...	
66 1950...	1,368	...	1,368	...	81	...	81	...	
67 Other tenants, not croppers nor share tenants.....number 1954...	165	...	67	98	17	...	5	12	
68 1950...	484	...	276	208	158	...	56	102	
69 Land in subunits not included in multiple units.....acres 1954...	38,558	...	36,086	2,472	5,615	...	5,386	229	
70 1950...	71,776	...	65,837	5,939	10,795	...	7,992	2,803	

Economic Area Table 6.—MULTIPLE-UNIT OPERATIONS, BY KIND OF TENANT IN LANDLORD-TENANT OPERATION:
CENSUSES OF 1954 AND 1950—Continued

Item (For definitions and explanations, see text)	Total	Area 11		
		Kind of tenant in landlord-tenant operation		
		Croppers only	Croppers, share, and/or other tenants only	Croppers and tenants other than share tenants only
1 Multiple-unit operations.....number 1954...	2,813	2,096	610	107
2 1950...	2,647	1,859	435	353
3 Subunits in multiple-unit operations.....total number 1954...	7,261	5,266	1,709	286
4 1950...	7,178	4,882	1,317	979
5 Home farms.....number 1954...	2,693	2,005	587	101
6 1950...	2,448	1,707	406	335
7 Cropper farms.....number 1954...	4,568	3,261	1,122	185
8 1950...	4,730	3,175	911	644
9 Land in multiple-unit operations...total acres 1954...	542,626	330,546	186,009	26,071
10 1950...	560,128	321,769	147,764	90,595
11 Home farms.....acres 1954...	444,401	261,451	161,034	21,916
12 1950...	448,702	248,027	124,479	76,196
13 Cropper farms.....acres 1954...	98,225	69,095	24,975	4,155
14 1950...	111,426	73,742	23,285	14,399
15 Cropland harvested.....total acres 1954...	149,689	107,633	36,087	5,969
16 1949...	150,155	100,232	29,344	20,579
17 Corn harvested for grain.....multiple units reporting 1954...	2,706	2,030	585	91
18 1949...	2,602	1,826	426	350
19 subunits reporting 1954...	5,503	4,036	1,277	190
20 1949...	5,893	4,066	1,055	772
21 acres 1954...	74,463	54,299	17,480	2,684
22 1949...	75,542	50,955	14,695	9,892
23 bushels 1954...	1,569,202	1,155,440	349,196	64,566
24 1949...	1,823,118	1,250,232	325,569	247,317
25 Cotton harvested.....multiple units reporting 1954...	633	454	154	25
26 1949...	722	462	172	89
27 subunits reporting 1954...	899	643	214	42
28 1949...	1,166	745	289	132
29 acres 1954...	3,944	2,744	953	247
30 1949...	6,808	4,170	1,773	865
31 bales 1954...	3,107	2,178	745	184
32 1949...	2,645	1,752	610	283
33 Tobacco harvested.....multiple units reporting 1954...	2,747	2,055	590	102
34 1949...	2,563	1,818	413	332
35 subunits reporting 1954...	5,576	4,114	1,263	199
36 1949...	5,475	3,823	964	688
37 acres 1954...	26,602	19,404	6,096	1,102
38 1949...	23,845	16,472	4,184	3,189
39 pounds 1954...	34,148,864	24,806,974	7,931,955	1,409,935
40 1949...	26,182,813	18,181,068	4,547,304	3,454,441
41 Peanuts harvested for picking or threshing.....multiple units reporting 1954...	279	191	77	11
42 1949...	278	181	65	32
43 subunits reporting 1954...	393	263	115	15
44 1949...	459	293	109	57
45 acres 1954...	1,292	815	430	47
46 1949...	1,844	1,103	487	254
47 pounds 1954...	1,449,011	894,303	503,912	50,796
48 1949...	1,464,879	861,789	386,533	216,557
49 Horses and/or mules...multiple units reporting 1954...	2,370	1,775	512	83
50 1950...	2,393	1,709	376	308
51 number 1954...	5,188	3,596	1,392	200
52 1950...	7,073	4,788	1,310	975
53 Landlord-tenant operations containing multiple units:				
54 All subunits including home farm.....number 1954...	8,587	5,266	2,903	418
1950...	8,722	4,882	2,379	1,461
55 Land in all subunits including home farm.....acres 1954...	575,274	330,546	216,103	28,625
56 1950...	604,157	321,769	182,219	100,169
57 Owned by operator of multiple unit..acres 1954...	533,653	304,059	201,215	28,379
58 1950...	549,980	300,119	174,292	95,569
59 Rented by operator of multiple unit.....acres 1954...	41,621	26,487	14,888	246
60 1950...	34,177	21,650	7,927	4,600
61 Subunits not included in multiple units.....operators reporting 1954...	717	...	610	107
62 1950...	788	...	435	353
63 number 1954...	1,326	...	1,194	132
64 1950...	1,544	...	1,062	482
65 Share tenants.....number 1954...	1,109	...	1,109	...
66 1950...	797	...	797	...
67 Other tenants, not croppers nor share tenants.....number 1954...	217	...	85	132
68 1950...	747	...	265	482
69 Land in subunits not included in multiple units.....acres 1954...	32,648	...	30,094	2,554
70 1950...	44,029	...	34,455	9,574

SOUTH CAROLINA

State Economic Areas



MULTIPLE-UNIT OPERATIONS

County Table 1.—MULTIPLE-UNIT OPERATIONS:

Item (For definitions and explanations, see text)		The State	Abbeville	Aiken	Allendale	Anderson	Bamberg	Barnwell	Beaufort	Berkeley
1	All farms.....number 1954...	124,203	1,774	2,657	687	5,043	1,239	1,353	1,201	2,965
2	1950...	139,364	2,040	3,415	777	5,800	1,530	1,876	1,653	2,930
3	Land in farms.....acres 1954...	11,069,348	203,324	369,143	182,366	391,622	177,505	162,758	132,763	204,974
4	1950...	11,878,793	217,667	423,157	193,704	407,574	209,566	260,418	171,700	209,971
5	Cropland harvested.....acres 1954...	3,393,002	39,738	100,786	73,012	131,307	77,783	74,807	19,135	38,387
6	1949...	3,959,822	53,501	136,762	73,271	176,978	80,209	111,906	24,897	43,610
7	Corn harvested for grain.....farms reporting 1954...	84,962	1,051	1,938	596	2,511	968	1,108	879	2,065
8	1949...	113,071	1,515	2,829	700	3,987	1,347	1,647	1,420	2,599
9	acres 1954...	923,189	7,158	39,085	16,873	18,802	24,828	25,802	4,407	15,705
10	1949...	1,293,348	11,908	51,772	19,116	31,280	28,837	39,250	8,511	21,484
11	bushels 1954...	9,259,319	66,592	377,958	155,527	211,874	229,193	226,820	42,227	113,939
12	1949...	23,624,155	192,993	709,588	284,105	619,636	483,424	556,795	143,627	433,635
13	Cotton harvested.....farms reporting 1954...	76,094	886	1,597	490	2,647	897	959	387	1,992
14	1949...	93,326	1,318	2,336	633	3,813	1,193	1,525	966	1,921
15	acres 1954...	809,525	8,559	23,053	11,145	31,095	14,600	16,143	907	9,320
16	1949...	1,197,845	15,599	39,984	20,827	54,652	21,533	30,874	1,420	11,743
17	bales 1954...	488,418	4,671	13,903	6,011	16,730	7,385	7,206	490	4,871
18	1949...	543,936	6,734	17,631	5,171	23,043	5,187	9,409	435	4,023
19	Tobacco harvested.....farms reporting 1954...	34,537	16	2	3	19	50	1	...	701
20	1949...	33,876	1	3	5	16	35	2	...	412
21	acres 1954...	120,821	18	4	9	25	113	4	...	1,022
22	1949...	105,802	(2)	2	18	9	89	9	...	674
23	pounds 1954...	126,800,090	10,112	4,000	9,300	14,299	73,289	6,600	...	764,776
24	1949...	125,080,028	118	2,340	20,899	5,707	65,880	9,500	...	619,187
25	Peanuts harvested for picking or threshing.....farms reporting 1954...	3,264	45	89	65	30	28	141	29	73
26	1949...	4,847	53	324	96	70	19	434	135	92
27	acres 1954...	9,989	37	762	626	34	62	1,062	19	60
28	1949...	19,055	31	3,626	1,113	46	77	3,963	79	45
29	pounds 1954...	5,494,646	5,670	217,884	283,015	8,515	22,631	477,740	6,699	12,896
30	1949...	12,233,964	16,337	1,691,014	596,775	27,747	28,750	2,198,115	33,385	18,930
31	Horses and/or mules.....farms reporting 1954...	68,260	883	1,193	435	2,078	639	762	868	2,043
32	1950...	91,428	1,219	2,069	638	3,222	1,107	1,363	1,101	2,158
33	number 1954...	116,283	1,498	2,082	740	3,642	1,200	1,653	1,152	2,580
34	1950...	170,343	2,566	3,866	1,339	6,488	2,320	3,051	1,570	2,999
35	Multiple-unit operations.....number 1954...	11,569	186	260	20	512	163	179	3	31
36	1950...	13,739	222	295	5	719	233	214	5	44
37	Subunits in multiple-unit operations.....number 1954...	34,106	461	703	46	1,493	462	542	6	84
38	1950...	41,361	616	844	11	2,163	717	684	11	109
39	Home farms.....number 1954...	11,149	183	256	19	505	159	176	3	30
40	1950...	12,799	212	265	5	689	220	194	5	43
41	Cropper farms.....number 1954...	22,957	278	447	27	988	303	366	3	54
42	1950...	28,562	404	579	6	1,474	497	490	6	66
43	Land owned by landlord.....acres 1954...	3,019,437	42,872	113,700	12,132	113,376	70,196	60,764	19	20,483
44	1950...	3,562,405	66,093	115,459	3,451	146,894	94,486	84,615	1,677	9,372
45	Land rented from others by landlord.....acres 1954...	582,215	6,425	20,038	3,682	24,227	12,741	17,307	120	517
46	1950...	630,027	9,553	20,207	4,702	30,637	21,117	18,700	120	1,424
47	Land in multiple-unit operations.....acres 1954...	3,358,382	46,780	129,810	14,642	130,959	79,996	74,460	31	19,022
48	1950...	3,803,830	70,618	123,940	7,844	164,252	108,344	96,014	1,784	10,188
49	Home farms.....acres 1954...	2,833,890	40,300	113,857	14,041	106,509	70,325	62,068	23	17,937
50	1950...	2,999,075	59,294	100,981	7,713	122,130	85,319	76,968	1,719	9,266
51	Cropper farms.....acres 1954...	524,492	6,480	15,953	601	24,450	9,671	12,392	8	1,085
52	1950...	804,755	11,324	22,959	131	42,122	23,025	19,046	65	922
53	Cropland harvested.....acres 1954...	1,166,358	13,920	36,792	6,120	51,842	36,603	36,252	11	2,316
54	1949...	1,389,242	18,904	43,324	2,632	78,494	40,036	40,668	257	2,638
55	Corn harvested for grain.....multiple units reporting 1954...	10,505	175	243	18	409	155	176	3	23
56	1949...	13,195	215	284	5	655	227	210	5	42
57	subunits reporting 1954...	23,349	302	496	35	808	345	445	4	48
58	1949...	32,400	450	662	11	1,439	592	561	8	75
59	acres 1954...	280,089	2,305	12,916	623	6,231	10,524	11,880	3	750
60	1949...	397,082	3,868	15,200	554	12,179	13,766	13,002	133	1,180
61	bushels 1954...	2,799,012	21,974	139,722	6,255	66,201	99,696	112,152	35	5,193
62	1949...	7,708,310	65,951	211,677	9,658	256,239	236,644	190,920	1,648	23,191
63	Cotton harvested.....multiple units reporting 1954...	10,671	177	251	18	486	155	176	1	30
64	1949...	12,531	213	279	5	663	221	204	2	38
65	subunits reporting 1954...	24,434	317	532	37	1,103	359	439	1	63
66	1949...	30,922	464	645	11	1,589	548	563	2	71
67	acres 1954...	315,885	3,918	9,285	1,133	15,336	7,101	8,786	1	673
68	1949...	454,819	6,000	12,309	1,275	25,658	11,131	12,838	14	798
69	bales 1954...	197,595	2,204	5,979	648	8,611	3,759	4,074	1	356
70	1949...	224,870	2,966	5,987	296	11,526	2,877	4,078	7	245
71	Tobacco harvested.....multiple units reporting 1954...	5,166	4	1	...	3	15	23
72	1949...	5,268	1	1	...	1	9	1	...	18
73	subunits reporting 1954...	11,926	5	2	...	5	19	41
74	1949...	12,110	1	1	...	1	9	1	...	25
75	acres 1954...	41,489	6	4	...	6	45	89
76	1949...	38,324	(2)	1	...	(2)	29	4	...	82
77	pounds 1954...	45,024,363	2,356	4,000	...	2,866	27,769	100,949
78	1949...	46,451,002	118	1,100	...	175	26,100	4,000	...	87,636
79	Peanuts harvested for picking or threshing.....multiple units reporting 1954...	267	1	11	3	1	4	33
80	1949...	369	2	46	2	...	2	57	...	2
81	subunits reporting 1954...	370	3	13	4	1	4	52
82	1949...	582	2	81	4	...	3	108	...	2
83	acres 1954...	3,020	2	199	26	3	21	463
84	1949...	4,686	1	1,065	72	...	37	1,045	...	2
85	pounds 1954...	1,913,223	325	66,629	11,500	1,500	6,560	189,390
86	1949...	3,275,854	500	507,665	10,000	...	13,800	623,724	...	1,010
87	Horses and/or mules....multiple units reporting 1954...	9,990	157	183	13	406	139	167	2	27
88	1950...	12,346	205	233	4	618	220	195	3	35
89	number 1954...	31,590	385	564	39	1,147	472	732	2	81
90	1950...	44,812	682	725	32	2,102	1,056	896	10	92
91	Farms not in multiple units.....number 1954...	90,097	1,313	1,954	641	3,550	777	811	1,195	2,881
92	1950...	98,003	1,424	2,571	766	3,637	813	1,192	1,642	2,821
93	Land in farms not in multiple units.....acres 1954...	7,710,966	156,544	239,333	167,724	260,663	97,509	88,298	132,732	185,952
94	1950...	8,074,963	147,049	299,217	185,860	243,322	101,222	164,404	169,916	199,783

Z Reported in small fractions.

SOUTH CAROLINA

567

CENSUSES OF 1954 AND 1950

Calhoun	Charleston	Cherokee	Chester	Chesterfield	Glarendon	Colleton	Darlington	Dillon	Dorchester	Edgefield	Fairfield	Florence	Georgetown	
1,403	1,841	2,357	2,036	3,240	3,813	2,751	3,887	3,001	1,908	1,688	1,441	6,891	1,593	1
1,660	1,505	2,732	2,209	3,750	4,058	2,944	4,121	3,336	1,990	1,965	1,537	6,840	1,585	2
186,114	157,533	203,885	246,220	298,790	248,374	385,385	268,794	188,057	170,844	176,679	232,550	385,218	112,564	3
196,345	139,133	212,500	250,641	326,783	251,717	411,011	264,380	210,334	167,551	209,030	249,260	384,571	131,461	4
79,994	31,805	47,304	45,951	109,186	114,355	75,328	119,471	82,109	46,319	51,640	24,596	148,598	23,460	5
82,754	27,365	66,518	60,377	123,997	123,956	77,599	127,148	92,548	52,320	59,768	36,414	157,451	22,250	6
879	1,182	976	919	2,263	3,266	2,284	2,777	2,493	1,526	1,250	700	5,296	1,155	7
1,385	1,072	2,010	1,689	2,867	3,791	2,667	3,410	2,994	1,713	1,627	1,226	6,131	1,345	8
15,325	7,684	6,662	6,591	22,248	42,751	36,123	27,876	23,762	21,841	12,922	4,786	55,507	9,025	9
28,558	7,311	15,980	14,736	32,887	54,237	38,871	36,802	29,738	25,949	19,059	11,206	69,377	11,248	10
165,899	111,380	48,697	54,443	205,518	360,530	449,023	249,933	256,155	269,557	123,418	43,132	410,625	109,135	11
504,759	186,252	277,374	260,144	435,826	979,932	734,025	749,334	740,429	578,066	314,570	151,582	1,427,324	223,471	12
1,032	409	1,164	1,188	2,419	3,440	1,712	2,986	2,300	1,319	1,165	755	5,286	789	13
1,269	333	2,064	1,632	3,019	3,741	1,688	3,371	2,938	1,297	1,545	1,051	5,289	462	14
18,474	1,050	13,654	11,258	35,892	36,653	10,352	33,911	24,932	9,786	11,850	4,834	35,827	2,776	15
25,384	1,092	28,857	19,313	51,062	46,178	15,784	40,024	35,344	13,393	18,389	9,758	34,646	2,128	16
11,400	614	6,283	6,135	17,890	22,689	7,282	21,539	18,071	6,248	9,191	2,597	22,551	1,629	17
14,132	330	15,678	9,664	25,204	19,749	3,280	22,186	17,472	3,233	10,967	4,929	15,346	566	18
5	...	9	...	601	2,440	577	3,066	2,559	627	4	...	5,923	1,013	19
3	1	3	...	489	2,410	490	3,143	2,842	454	5,911	861	20
14	...	6	...	1,261	6,959	1,086	10,110	10,825	1,128	8	...	22,777	2,864	21
9	1	3	...	972	6,327	830	8,800	10,022	862	19,918	2,371	22
11,600	...	2,812	...	969,038	6,841,220	919,347	9,538,614	12,481,990	1,047,513	6,900	...	22,494,225	2,647,804	23
6,466	450	3,200	...	861,498	7,029,636	870,017	10,124,777	13,071,548	893,688	23,646,178	2,303,340	24
12	51	12	16	6	29	89	11	35	47	36	29	323	10	25
27	148	57	60	13	27	59	5	32	40	59	91	330	33	26
15	47	12	18	6	55	157	20	74	40	26	25	1,015	9	27
25	85	12	56	12	93	76	16	86	36	71	25	1,048	24	28
4,600	13,865	1,864	2,330	2,480	37,146	38,912	11,931	44,856	9,338	6,478	3,480	780,481	2,484	29
11,398	47,971	10,242	14,632	7,620	41,336	30,643	11,550	54,554	15,654	17,324	22,388	874,506	7,649	30
606	1,075	969	1,017	1,780	2,550	1,638	2,158	1,785	1,207	837	839	4,256	968	31
983	1,018	1,608	1,227	2,603	3,180	2,180	2,462	2,134	1,444	1,255	1,123	4,720	1,087	32
1,320	1,341	1,638	2,000	2,860	4,482	2,348	4,392	3,731	1,870	1,565	1,292	7,385	1,310	33
2,428	1,459	3,205	2,785	4,680	5,564	3,492	5,308	4,645	2,572	2,418	1,988	8,639	1,574	34
128	1	224	238	319	352	66	634	425	130	181	87	1,042	117	35
209	4	340	272	397	395	82	698	483	130	236	77	1,027	74	36
359	2	617	768	865	1,102	1,72	1,869	1,557	318	604	242	2,985	300	37
669	9	940	893	1,205	1,164	228	2,202	1,807	323	754	262	2,923	208	38
125	1	215	234	300	340	65	611	401	127	177	84	990	116	39
204	4	317	262	374	372	76	645	407	125	226	74	907	74	40
234	1	402	534	565	762	107	1,258	1,156	191	427	158	1,995	184	41
465	5	623	631	831	792	152	1,557	1,400	198	528	188	2,016	134	42
45,265	800	51,183	79,265	95,332	72,083	41,678	117,335	93,693	32,188	60,783	57,943	171,664	34,722	43
64,668	146	67,600	92,135	121,754	84,532	50,586	133,024	113,591	30,752	92,806	52,273	191,332	26,777	44
9,727	...	8,460	17,371	9,327	20,999	16,503	31,778	26,919	5,422	9,291	6,826	30,163	929	45
24,001	750	10,964	14,005	18,852	14,934	5,984	26,522	35,073	2,667	14,262	8,146	21,457	751	46
48,357	800	53,714	90,849	94,950	83,442	53,638	136,345	108,014	35,740	66,969	61,370	179,704	33,822	47
81,040	743	71,309	99,885	124,438	83,501	52,164	144,022	131,290	30,551	97,180	57,519	178,912	26,321	48
42,662	10	42,579	79,807	74,779	70,198	50,814	109,596	85,501	32,989	59,009	58,312	135,392	31,309	49
68,592	687	50,253	82,609	92,616	64,119	46,972	105,185	96,576	26,525	85,360	51,290	128,685	21,909	50
5,695	790	11,135	11,042	20,171	13,244	2,824	26,749	22,513	2,751	7,960	3,058	44,312	2,513	51
12,448	56	23,056	17,276	31,822	19,382	5,192	38,837	34,714	4,026	11,820	6,229	50,227	4,412	52
22,436	47	16,800	22,810	36,005	34,206	11,867	58,412	43,024	10,533	25,437	8,958	62,374	5,559	53
36,827	287	25,941	27,126	47,173	34,919	8,865	68,101	55,055	9,383	31,471	9,071	66,955	3,470	54
108	...	173	184	293	345	64	566	419	122	176	81	958	103	55
201	4	320	258	375	389	78	680	481	126	228	74	1,015	70	56
230	...	308	434	595	858	135	1,271	1,213	197	483	162	2,095	208	57
537	5	657	674	857	1,019	183	1,760	1,554	247	617	201	2,472	169	58
4,173	...	2,097	3,286	6,638	11,462	5,557	13,195	11,756	4,537	5,459	1,622	21,356	2,111	59
12,306	41	5,546	5,739	10,573	14,334	4,643	18,608	13,795	4,664	8,051	2,254	29,978	1,864	60
39,867	...	16,578	25,839	58,711	111,587	81,585	119,518	124,199	59,743	60,345	18,589	131,528	30,228	61
223,163	955	96,761	114,166	136,316	297,292	93,730	392,472	411,570	116,811	153,154	32,920	587,970	38,501	62
122	...	211	228	313	350	58	623	406	124	177	85	1,004	77	63
202	...	329	262	392	382	115	685	477	118	229	73	973	36	64
281	...	442	586	671	929	164	1,383	1,087	215	496	173	2,074	106	65
557	...	752	713	964	945	136	1,769	1,484	208	628	210	2,112	67	66
5,255	...	6,139	6,441	11,443	9,657	1,511	15,712	11,795	2,066	5,920	1,780	15,342	482	67
11,276	...	11,637	8,612	18,496	11,908	1,998	20,763	20,981	2,550	8,732	2,848	14,172	450	68
3,428	...	2,844	3,711	5,603	6,703	1,048	10,417	8,931	1,412	5,135	1,037	9,560	327	69
6,526	...	6,612	4,825	8,821	5,312	406	12,102	10,657	676	6,188	1,743	6,382	101	70
1	...	1	...	86	316	23	617	419	86	1,031	103	71
2	...	2	...	87	337	26	670	480	57	1,019	60	72
1	...	1	...	123	759	39	1,444	1,245	138	2,417	195	73
2	...	2	...	130	774	36	1,651	1,478	72	2,695	145	74
2	...	1	...	292	2,529	116	4,483	4,618	321	8,755	720	75
8	...	1	...	289	2,229	76	4,387	5,506	171	7,842	450	76
2,500	...	800	...	239,562	2,685,750	110,039	4,477,171	5,534,446	323,185	8,695,811	748,959	77
4,256	...	1,700	...	284,060	2,691,687	80,900	5,281,871	6,921,240	182,340	9,292,847	488,046	78
...	1	2	15	5	4	2	58	...	79
...	3	2	...	13	1	68	...	80
...	4	24	7	8	2	84	...	81
...	5	3	1	105	...	82
...	6	18	326	...	83
...	7	31	17	6	4	360	...	84
...	8	45	360	...	85
500	425	...	5,925	2,300	10,335	26,292	...	1,460	630	239,439	...	86
93	1	187	217	271	321	51	583	401	106	145	82			

MULTIPLE-UNIT OPERATIONS

County Table 1.—MULTIPLE-UNIT OPERATIONS.

Item (For definitions and explanations, see text)		Greenville	Greenwood	Hampton	Horry	Jasper	Kershaw	Lancaster	Laurens	Lee
1	All farms.....number 1954...	4,520	1,540	1,501	6,918	971	2,233	2,119	2,752	2,339
2	1950.....	5,756	1,555	1,401	7,218	1,065	2,704	2,452	3,091	2,584
3	Land in farms.....acres 1954...	260,521	197,657	242,649	391,260	130,515	277,903	192,671	293,722	206,784
4	1950.....	313,301	195,037	235,395	384,428	100,632	323,215	213,619	310,208	209,331
5	Cropland harvested.....acres 1954...	72,098	32,610	73,259	121,000	20,876	66,834	38,059	80,803	106,689
6	1949.....	105,734	39,643	63,412	123,237	21,135	87,073	50,984	97,338	108,584
7	Corn harvested for grain.....farms reporting 1954...	2,100	770	1,287	5,738	810	1,697	1,279	1,528	1,521
8	1949.....	4,074	1,161	1,216	6,464	960	2,148	1,909	2,056	2,179
9	acres 1954...	14,173	4,889	23,122	47,984	9,683	17,805	8,653	11,917	18,486
10	1949.....	29,237	10,349	24,069	57,714	12,372	25,347	15,549	18,119	28,412
11	bushels 1954...	154,724	50,870	282,337	708,075	104,195	177,128	85,602	128,629	140,068
12	1949.....	576,187	169,588	436,988	1,342,748	219,779	330,755	272,115	331,479	505,123
13	Cotton harvested.....farms reporting 1954...	1,682	553	861	2,546	578	1,644	1,035	1,536	2,064
14	1949.....	2,803	903	873	1,524	599	2,012	1,537	2,023	2,354
15	acres 1954...	15,361	4,142	9,121	9,877	2,428	20,972	9,502	20,316	42,000
16	1949.....	31,751	8,920	13,617	5,759	2,973	29,761	15,473	30,644	48,125
17	bales 1954...	7,711	2,090	5,635	7,570	1,711	12,582	5,558	11,173	25,719
18	1949.....	11,550	4,097	4,245	2,151	1,002	15,029	8,052	16,836	28,348
19	Tobacco harvested.....farms reporting 1954...	10	2	10	6,164	24	251	1	1	976
20	1949.....	22	2	7	6,310	28	172	3	9	851
21	acres 1954...	14	2	35	29,255	45	526	2	2	2,243
22	1949.....	10	2	38	25,439	46	345	15	5	1,853
23	pounds 1954...	5,787	2,000	28,590	34,932,059	25,700	384,543	1,000	1,000	1,861,950
24	1949.....	6,170	3,891	40,560	31,695,645	51,704	283,281	10,200	6,804	1,912,439
25	Peanuts harvested for picking or threshing.....farms reporting 1954...	32	29	118	283	75	19	117	40	145
26	1949.....	76	74	199	200	56	68	33	101	176
27	acres 1954...	27	25	967	491	24	72	59	25	998
28	1949.....	29	46	1,702	347	62	229	31	73	1,315
29	pounds 1954...	5,756	5,726	437,156	330,749	9,350	46,025	11,849	5,076	676,203
30	1949.....	20,725	20,763	1,216,660	202,046	25,489	169,124	11,067	23,312	1,250,504
31	Horses and/or mules.....farms reporting 1954...	1,996	759	867	4,581	636	1,293	993	1,316	1,352
32	1950.....	3,363	1,052	1,041	5,474	759	1,830	1,539	1,828	1,707
33	number 1954...	3,110	1,288	1,187	6,857	869	2,095	1,547	2,447	2,959
34	1950.....	5,619	1,890	1,662	8,973	1,105	3,208	2,703	3,948	3,700
35	Multiple-unit operations.....number 1954...	273	100	54	776	13	167	165	288	269
36	1950.....	425	109	37	825	4	220	179	397	295
37	Subunits in multiple-unit operations.....number 1954...	711	281	136	1,981	31	451	458	938	991
38	1950.....	1,126	355	90	2,108	8	637	511	1,244	1,052
39	Home farms.....number 1954...	268	99	52	750	12	158	159	275	256
40	1950.....	399	105	36	788	3	208	168	365	257
41	Cropper farms.....number 1954...	443	182	84	1,231	19	293	299	663	735
42	1950.....	727	250	54	1,320	5	449	343	879	795
43	Land owned by landlord.....acres 1954...	41,658	61,032	27,364	112,016	10,703	75,494	57,515	108,636	76,829
44	1950.....	75,054	54,060	17,890	118,734	636	100,139	52,827	120,001	77,236
45	Land rented from others by landlord.....acres 1954...	7,596	3,300	1,914	4,313	6,249	7,174	6,961	10,209	28,455
46	1950.....	7,413	3,664	4,680	11,941	8	15,052	7,486	14,700	23,287
47	Land in multiple-unit operations.....acres 1954...	47,112	63,383	27,821	106,736	15,939	75,966	58,287	116,571	96,776
48	1950.....	72,928	56,657	21,891	114,419	644	105,509	53,285	127,731	88,203
49	Home farms.....acres 1954...	35,842	59,030	25,907	83,163	15,727	68,027	49,235	99,067	79,600
50	1950.....	48,200	49,454	18,962	87,680	567	91,284	43,241	100,861	66,842
51	Cropper farms.....acres 1954...	11,270	4,353	1,914	23,573	212	7,939	9,052	17,504	17,176
52	1950.....	24,728	7,203	2,929	26,739	77	14,225	9,544	26,870	21,361
53	Cropland harvested.....acres 1954...	18,013	11,797	8,665	32,283	1,424	18,810	14,010	38,037	48,401
54	1949.....	28,620	13,821	5,212	33,660	237	27,078	15,304	47,431	43,993
55	Corn harvested for grain.....multiple units reporting 1954...	211	95	54	748	13	161	156	243	220
56	1949.....	383	108	36	818	3	209	168	373	286
57	subunits reporting 1954...	350	206	92	1,554	20	351	317	588	569
58	1949.....	713	288	69	1,787	4	518	390	896	842
59	acres 1954...	2,625	1,627	2,451	12,169	831	4,456	2,755	5,073	7,501
60	1949.....	5,676	3,210	1,991	14,793	151	7,400	3,773	8,233	9,827
61	bushels 1954...	25,487	20,387	35,932	183,529	11,336	46,053	25,048	51,026	55,433
62	1949.....	109,671	54,894	46,181	375,980	2,775	100,045	69,303	148,318	188,049
63	Cotton harvested.....multiple units reporting 1954...	233	92	43	434	10	166	156	285	269
64	1949.....	380	104	31	320	3	214	172	386	293
65	subunits reporting 1954...	448	201	79	661	19	366	347	755	855
66	1949.....	777	281	52	479	5	532	397	991	940
67	acres 1954...	5,594	1,871	1,252	2,731	158	5,883	4,146	11,792	18,234
68	1949.....	10,879	3,567	1,263	1,891	54	8,909	4,784	16,294	19,880
69	bales 1954...	2,640	961	811	2,260	149	3,825	2,481	6,592	11,146
70	1949.....	4,112	1,787	349	599	36	4,672	2,685	9,738	11,158
71	Tobacco harvested..... multiple units reporting 1954...	1	2	1	773	...	44	1	...	172
72	1949.....	3	...	1	815	...	33	...	2	166
73	subunits reporting 1954...	1	2	1	1,677	...	63	1	...	391
74	1949.....	1	...	1	1,453	...	42	...	2	345
75	acres 1954...	4	2	2	7,464	...	162	2	...	907
76	1949.....	1	...	10	6,541	...	94	...	1	776
77	pounds 1954...	2,000	2,000	3,800	9,488,013	...	127,956	1,000	...	821,355
78	1949.....	1,086	...	12,000	8,331,025	...	81,882	...	1,300	826,765
79	Peanuts harvested for picking or threshing.....multiple units reporting 1954...	1	...	8	30	...	5	3	...	21
80	1949.....	1	1	14	24	...	5	...	9	22
81	subunits reporting 1954...	1	...	11	40	...	7	6	...	29
82	1949.....	2	1	16	32	...	8	...	14	44
83	acres 1954...	1	...	102	67	...	28	4	...	338
84	1949.....	(2)	(2)	217	52	...	48	...	25	495
85	pounds 1954...	420	...	71,930	60,200	...	14,450	1,080	...	244,545
86	1949.....	300	80	114,386	26,750	...	39,000	...	18,787	444,150
87	Horses and/or mules....multiple units reporting 1954...	218	93	46	723	6	143	131	261	251
88	1950.....	385	101	29	766	2	195	146	373	266
89	number 1954...	662	339	87	1,633	8	483	347	1,021	1,121
90	1950.....	1,243	429	98	2,050	4	663	522	1,683	1,096
91	Farms not in multiple units.....number 1954...	3,809	1,259	1,365	4,937	940	1,782	1,661	1,814	1,348
92	1950.....	4,630	1,200	1,311	5,110	1,057	2,047	1,941	1,847	1,532
93	Land in farms not in multiple units.....acres 1954...	213,409	134,274	214,828	284,524	114,576	201,937	134,384	177,151	110,008
94	1950.....	240,373	138,380	213,504	270,009	99,988	217,706	160,334	182,477	121,128

Z Reported in small fractions.

CENSUSES OF 1954 AND 1950—Continued

Lexington	McCormick	Marion	Marlboro	Newberry	Ooonee	Orangeburg	Pickens	Richland	Saluda	Spartanburg	Sumter	Union	Williamsburg	York	
2,526	821	2,820	2,207	2,223	2,799	5,237	2,601	2,043	1,964	5,547	3,441	1,328	5,875	3,109	1
3,194	1,080	3,112	2,694	2,602	3,288	5,926	3,101	2,444	2,376	6,796	3,314	1,709	6,075	3,574	2
246,525	77,911	161,004	221,609	232,359	230,780	515,049	187,090	209,166	204,233	358,782	274,214	156,413	404,091	310,798	3
287,929	113,049	188,007	223,911	260,648	248,309	546,299	196,807	220,890	220,593	390,493	263,495	193,189	402,348	339,180	4
17,622	15,749	57,190	103,742	57,763	46,788	226,606	37,741	61,837	53,036	128,163	130,697	27,045	136,904	72,820	5
85,831	25,060	63,238	119,677	74,415	64,598	254,714	53,888	59,820	65,665	169,589	131,138	42,576	139,247	101,627	6
1,819	431	2,229	1,434	1,519	1,683	3,903	1,801	1,178	1,473	2,727	2,641	758	5,010	1,544	7
2,545	834	2,752	1,884	2,057	2,473	5,037	2,466	1,722	1,941	4,988	2,860	1,255	5,406	2,713	8
25,429	3,006	19,371	15,020	13,499	12,610	67,461	13,565	10,970	14,796	20,716	29,430	5,968	57,416	11,457	9
34,691	7,231	24,339	18,582	21,398	20,177	96,275	20,905	19,839	21,361	41,230	37,467	12,106	64,455	24,007	10
197,080	21,232	146,125	141,139	140,171	145,051	581,859	165,433	100,565	192,206	199,803	348,162	50,529	608,475	108,286	11
608,918	79,665	619,302	339,184	366,995	338,893	1,855,381	364,056	322,628	383,456	749,999	606,978	192,769	1,207,719	416,559	12
1,135	491	2,118	1,837	1,020	1,162	4,294	1,036	1,002	1,002	2,811	2,957	625	4,740	1,659	13
1,457	797	2,400	2,432	1,738	1,874	4,971	1,693	1,330	1,679	4,281	4,937	1,052	4,606	2,547	14
12,238	3,823	13,429	45,917	7,882	8,611	64,448	6,811	6,756	8,763	25,121	44,940	6,693	36,532	17,771	15
17,000	8,086	17,993	66,193	16,119	16,994	93,442	14,586	13,717	16,540	48,735	58,390	12,820	38,813	33,010	16
7,075	1,853	7,941	33,041	4,504	4,729	37,311	4,039	4,198	6,585	14,099	28,834	3,225	25,915	9,934	17
8,966	3,204	7,097	33,796	10,399	6,643	38,883	5,006	6,396	12,049	21,286	27,960	6,014	10,830	19,728	18
...	...	2,488	754	9	25	151	...	3	21	1	1,124	...	4,901	5	19
...	...	2,628	621	...	70	119	20	...	8	...	1,025	8	4,881	7	20
...	...	10,210	2,178	3	16	329	...	9	58	(2)	2,859	...	14,789	13	21
...	...	9,574	1,636	...	27	265	7	14	...	2	2,440	5	13,147	16	22
...	...	10,897,754	2,250,403	2,216	7,811	250,264	...	10,000	41,700	150	2,710,633	...	15,534,691	8,800	23
...	...	12,475,739	1,602,841	...	20,930	253,808	7,977	13,000	...	2,027	2,739,088	4,800	14,399,690	15,005	24
210	16	10	4	99	42	174	71	41	22	30	408	45	13	15	25
258	127	7	8	252	40	152	46	96	54	72	389	97	18	54	26
301	5	15	1	56	30	125	30	33	15	18	2,572	29	20	14	27
77,428	78	15	70	29	157	177	37	74	25	42	3,480	69	62	16	28
186,757	22,387	13,154	525	16,567	8,166	40,722	17,517	6,948	6,207	6,396	1,754,880	10,740	6,369	3,816	29
1,075	496	1,900	936	1,081	1,429	2,703	1,486	1,065	1,027	2,438	2,235	803	3,765	1,442	31
1,996	726	2,239	1,509	1,535	2,219	3,814	2,024	1,547	1,506	3,950	2,502	1,180	4,140	2,047	32
1,478	851	3,278	2,276	1,643	2,266	5,470	2,254	1,485	1,703	3,937	4,248	2,848	6,653	3,016	33
3,103	1,369	3,990	3,501	2,733	3,844	8,874	3,349	2,420	2,782	7,083	5,153	2,184	7,407	4,787	34
104	58	370	294	215	212	566	169	35	167	539	247	102	706	382	35
139	83	404	371	342	250	707	193	58	256	713	201	142	758	470	36
263	178	1,113	1,400	580	519	1,664	428	107	511	1,452	831	309	2,056	1,160	37
366	302	1,140	1,840	938	626	2,136	471	142	728	1,996	684	439	2,208	1,452	38
101	56	350	266	212	208	548	165	34	164	520	226	95	686	372	39
132	78	379	315	334	234	673	176	54	249	672	182	126	733	433	40
162	122	763	1,134	368	311	1,116	263	73	347	932	605	214	1,370	788	41
234	224	761	1,525	604	392	1,463	295	88	479	1,324	502	313	1,475	1,019	42
29,833	18,175	70,325	103,300	55,605	44,637	170,269	37,650	14,759	50,470	98,638	81,761	31,875	163,005	90,412	43
40,613	31,577	86,948	118,964	91,144	46,480	204,193	38,845	13,162	70,582	124,400	67,097	46,838	191,009	130,313	44
1,631	5,646	17,823	49,179	10,851	15,949	44,004	1,336	905	9,267	11,501	20,507	22,663	13,086	22,663	45
2,785	11,683	12,403	46,402	11,675	8,440	48,259	3,561	2,977	12,369	18,720	8,880	5,014	26,114	17,786	46
29,414	21,473	79,303	142,112	64,169	56,583	202,024	36,525	15,010	57,457	102,095	92,742	34,257	171,995	101,218	47
41,771	36,410	85,005	151,798	97,824	49,890	232,970	36,675	15,322	77,657	128,310	67,714	48,735	194,460	136,163	48
24,736	18,441	65,291	114,003	57,537	49,238	178,452	27,750	13,614	49,939	82,191	80,658	27,310	147,063	84,052	49
32,625	29,503	68,176	109,083	84,887	37,252	191,454	25,610	13,413	66,441	91,978	54,676	37,286	164,134	100,198	50
4,678	3,032	14,012	28,109	6,632	7,345	23,572	8,775	1,396	7,518	19,904	6,947	24,932	17,166	51	51
9,146	6,907	16,829	42,715	12,937	12,638	41,516	11,065	1,909	11,216	36,332	13,038	11,449	30,326	35,965	52
10,348	4,713	20,753	71,611	19,406	13,867	88,048	7,653	3,507	17,199	44,182	41,444	9,295	48,237	32,331	53
14,412	9,229	21,935	83,586	32,473	16,167	99,847	9,568	4,786	26,062	60,508	29,570	12,710	54,617	46,819	54
94	53	357	256	206	184	537	161	32	166	443	221	101	683	316	55
137	62	398	316	333	238	689	184	57	248	677	189	139	749	433	56
184	112	851	848	411	346	1,123	309	70	402	825	556	249	1,613	731	57
284	246	944	1,200	758	413	1,738	368	113	594	1,497	729	362	1,895	1,140	58
3,740	968	6,984	8,935	4,262	3,113	23,965	2,479	915	4,294	6,848	7,078	2,336	20,595	5,491	59
5,352	2,352	8,062	11,360	8,792	3,835	39,035	3,449	1,616	7,482	12,841	7,380	3,697	24,405	10,112	60
21,287	10,478	51,810	80,526	46,261	33,353	213,965	31,202	9,129	61,472	64,742	94,025	17,719	228,222	51,045	61
82,106	29,436	217,591	227,448	147,818	69,775	767,892	62,622	27,798	140,293	243,229	149,207	61,489	500,572	194,109	62
93	52	355	287	202	174	554	124	29	163	267	242	94	607	368	63
119	79	376	367	334	221	696	152	54	235	653	200	139	697	459	64
186	135	750	1,171	413	330	1,369	240	75	379	1,016	689	233	1,450	858	65
249	252	791	1,666	743	433	1,752	293	104	561	1,447	585	365	1,599	1,190	66
3,161	1,429	4,428	3,870	3,092	22,920	1,880	648	4,028	10,301	14,120	10,682	3,127	10,682	10,170	67
4,327	3,026	5,693	45,129	7,860	4,696	33,170	3,009	1,245	6,496	18,290	13,452	5,309	14,134	17,016	68
1,747	818	2,692	22,415	2,201	1,766	13,800	1,081	4,77	3,091	5,757	9,717	1,653	7,720	5,979	69
2,054	1,320	2,133	23,160	5,465	2,171	15,447	1,019	690	4,931	8,760	6,729	2,803	4,013	10,706	70
...	...														

MULTIPLE-UNIT OPERATIONS

Economic Area Table 1.—MULTIPLE-UNIT OPERATIONS,

Item (For definitions and explanations, see text)	The State									
	Total	Size of unit								
		Under 30 acres	30 to 49 acres	50 to 69 acres	70 to 99 acres	100 to 139 acres	140 to 179 acres	180 to 219 acres	220 to 259 acres	
1 Multiple-unit operations.....number 1954...	11,569	335	799	978	1,417	1,702	1,240	910	678	
2 1950...	13,739	296	856	1,258	1,819	2,139	1,459	1,141	815	
3 Subunits in multiple-unit operations.....total number 1954...	34,106	701	1,673	2,143	3,222	4,113	3,232	2,474	2,000	
4 1950...	41,361	597	1,805	2,716	4,171	5,150	3,856	3,279	2,474	
5 Home farms.....number 1954...	11,149	277	695	913	1,356	1,653	1,216	894	668	
6 1950...	12,799	219	716	1,117	1,666	1,995	1,377	1,075	776	
7 Cropper farms.....number 1954...	22,957	424	978	1,230	1,866	2,460	2,016	1,580	1,332	
8 1950...	28,562	378	1,089	1,599	2,505	3,155	2,479	2,204	1,698	
9 Land in multiple-unit operations....total acres 1954...	3,358,382	6,872	31,751	57,755	119,137	198,920	196,377	180,532	161,903	
10 1950...	3,803,830	6,389	34,612	74,125	152,751	250,228	230,086	226,105	193,871	
11 Home farms.....acres 1954...	2,833,890	3,181	17,053	37,434	82,401	145,864	151,074	145,122	127,371	
12 1950...	2,999,075	2,571	17,168	42,853	98,065	170,329	162,189	163,149	143,588	
13 Cropper farms.....acres 1954...	524,492	3,691	14,698	20,321	36,736	53,056	45,303	35,410	34,532	
14 1950...	804,755	3,818	17,444	31,272	54,686	79,899	67,897	62,956	50,283	
15 Cropland harvested.....total acres 1954...	1,166,358	4,596	19,345	31,564	59,251	89,785	83,789	73,349	65,226	
16 1949...	1,389,242	4,538	23,110	45,817	82,931	125,569	105,202	97,950	81,283	
17 Corn harvested for grain.....multiple units reporting 1954...	10,505	258	695	894	1,294	1,555	1,130	833	608	
18 1949...	13,195	243	796	1,208	1,737	2,080	1,408	1,110	798	
19 subunits reporting 1954...	23,349	356	1,035	1,476	2,239	2,818	2,273	1,806	1,378	
20 1949...	32,400	353	1,302	2,106	3,273	4,171	3,041	2,638	2,007	
21 acres 1954...	280,089	1,681	6,547	10,564	19,354	26,749	23,825	20,148	16,545	
22 1949...	397,082	1,714	8,431	16,648	28,316	41,508	32,687	29,867	24,481	
23 bushels 1954...	2,799,012	16,964	67,729	109,941	189,454	264,636	238,887	193,238	163,629	
24 1949...	7,708,310	34,579	183,325	348,016	581,090	821,299	626,771	566,684	465,183	
25 Cotton harvested.....multiple units reporting 1954...	10,671	240	661	849	1,291	1,575	1,154	854	651	
26 1949...	12,531	197	706	1,084	1,622	1,968	1,333	1,058	761	
27 subunits reporting 1954...	24,434	311	915	1,274	2,015	2,709	2,217	1,758	1,485	
28 1949...	30,922	283	1,084	1,757	2,855	3,706	2,787	2,407	1,879	
29 acres 1954...	315,885	1,555	5,950	8,635	16,519	25,240	23,675	19,498	18,149	
30 1949...	454,819	1,567	7,783	14,995	28,002	41,364	35,106	31,649	25,717	
31 bales 1954...	197,595	969	3,734	5,524	10,298	15,657	14,658	11,828	11,222	
32 1949...	224,870	811	3,799	7,107	13,869	19,966	16,845	15,304	12,954	
33 Tobacco harvested.....multiple units reporting 1954...	5,166	150	479	565	754	820	545	384	259	
34 1949...	5,268	123	439	619	852	863	541	385	283	
35 subunits reporting 1954...	11,926	199	745	983	1,405	1,673	1,229	927	667	
36 1949...	12,110	180	725	1,090	1,587	1,742	1,234	963	746	
37 acres 1954...	41,489	477	2,247	3,210	4,827	5,856	4,463	3,214	2,448	
38 1949...	38,324	445	2,165	3,056	4,668	5,359	3,843	3,050	2,375	
39 pounds 1954...	45,024,363	476,843	2,391,989	3,507,007	5,190,215	6,377,514	4,901,205	3,390,020	2,683,115	
40 1949...	46,451,002	525,457	2,445,540	3,804,352	5,880,213	6,574,355	4,831,137	3,825,877	2,940,421	
41 Peanuts harvested for picking or threshing.....multiple units reporting 1954...	267	3	14	24	21	34	30	29	22	
42 1949...	369	1	9	18	46	38	40	34	20	
43 subunits reporting 1954...	370	3	15	31	30	40	43	36	34	
44 1949...	582	1	11	23	62	41	60	59	31	
45 acres 1954...	3,020	7	32	83	126	125	202	198	188	
46 1949...	4,686	1	16	58	168	200	183	394	130	
47 pounds 1954...	1,913,223	6,600	32,415	55,330	83,240	82,090	145,170	142,613	92,140	
48 1949...	3,275,854	300	12,530	45,475	124,723	97,417	234,567	250,415	74,115	
49 Horses and/or mules....multiple units reporting 1954...	9,990	219	618	837	1,245	1,454	1,084	811	596	
50 1950...	12,346	191	680	1,105	1,651	1,962	1,338	1,044	748	
51 number 1954...	31,590	327	1,042	1,600	2,599	3,394	2,784	2,248	1,915	
52 1950...	44,812	286	1,280	2,359	3,918	5,282	4,052	3,489	2,722	
53 Landlord-tenant operations containing multiple units: All subunits including home farm.....number 1954...	42,277	903	1,940	2,412	3,659	4,673	3,712	2,931	2,341	
54 1950...	51,007	731	2,011	3,041	4,772	5,909	4,495	3,862	2,969	
55 Land in all subunits including home farm.....acres 1954...	3,601,652	11,348	39,769	68,447	131,020	212,549	212,573	195,498	172,149	
56 1950...	4,192,432	12,487	44,204	86,437	174,723	284,708	254,986	251,157	212,522	
57 Owned by operator of multiple unit.....acres 1954...	3,019,437	10,601	35,725	61,332	115,828	187,722	182,458	166,603	146,227	
58 1950...	3,562,405	11,915	38,102	78,228	157,641	251,662	219,852	216,912	180,148	
59 Rented by operator of multiple unit.....acres 1954...	582,215	747	4,044	7,115	15,192	24,827	30,115	28,895	25,922	
60 1950...	630,027	572	6,102	8,209	17,082	33,046	35,134	34,245	32,374	
61 Subunits not included in multiple units.....operators reporting 1954...	3,459	91	171	187	289	364	303	259	220	
62 1950...	4,262	71	144	221	395	477	390	363	282	
63 number 1954...	8,171	202	267	269	437	560	480	457	341	
64 1950...	9,646	134	206	325	601	759	639	583	495	
65 Share tenants.....number 1954...	5,046	88	154	174	287	375	324	310	249	
66 1950...	5,661	65	111	170	323	468	388	369	306	
67 Other tenants, not croppers nor share tenants.....number 1954...	3,125	114	113	95	150	185	156	147	92	
68 1950...	3,985	69	95	155	278	291	251	214	189	
69 Land in subunits not included in multiple units.....acres 1954...	243,270	4,476	8,018	10,692	11,883	13,629	16,196	14,966	10,246	
70 1950...	388,602	6,098	9,592	12,312	21,972	34,480	24,900	25,052	18,651	

Z Reported in small fractions.

BY SIZE OF UNIT: CENSUSES OF 1954 AND 1950

The State—Continued			Area 1												
Size of unit—Continued			Total	Size of unit											
260 to 499 acres	500 to 999 acres	1,000 acres and over		Under 30 acres	30 to 49 acres	50 to 69 acres	70 to 99 acres	100 to 139 acres	140 to 179 acres	180 to 219 acres	220 to 259 acres	260 to 499 acres	500 to 999 acres	1,000 acres and over	
1,922	1,047	541	381	12	40	43	57	61	40	30	24	44	16	14	1
2,189	1,167	600	443	8	32	66	65	84	58	34	21	45	20	10	2
6,608	4,641	3,299	947	24	83	87	125	132	97	74	66	124	78	57	3
7,590	5,440	4,283	1,097	16	65	136	141	182	126	89	60	139	73	70	4
1,907	1,032	538	373	12	40	42	56	59	39	30	23	43	15	14	5
2,122	1,143	593	410	7	26	64	61	78	54	32	17	42	19	10	6
4,701	3,609	2,761	574	12	43	45	69	73	58	44	43	81	63	43	7
5,468	4,297	3,690	687	9	39	72	80	104	72	57	43	97	54	60	8
679,453	710,589	1,015,093	93,108	246	1,512	2,544	4,797	6,972	6,230	5,868	5,702	15,227	11,787	32,223	9
778,446	795,255	1,061,962	86,565	195	1,348	3,911	5,540	9,785	9,158	6,689	5,011	16,068	13,504	15,356	10
568,683	616,317	939,390	76,988	147	1,094	2,017	3,753	5,167	4,628	4,971	4,424	12,011	8,784	29,992	11
610,337	661,199	927,627	62,862	109	680	2,585	3,579	6,730	6,838	4,686	3,116	11,608	10,543	12,388	12
110,770	94,272	75,703	16,120	99	418	527	1,044	1,805	1,602	897	1,278	3,216	3,003	2,231	13
168,109	134,056	134,335	23,703	86	668	1,326	1,961	3,055	2,320	2,003	1,895	4,460	2,961	2,968	14
249,517	239,673	250,263	21,520	82	610	934	1,801	2,306	1,974	1,566	1,863	4,149	2,602	3,633	15
294,931	259,349	268,562	25,735	84	828	1,754	2,562	3,940	3,190	2,211	1,580	4,400	2,245	2,941	16
1,769	962	507	345	8	35	38	54	56	34	28	20	43	16	13	17
2,110	1,121	584	422	5	30	62	64	83	56	33	20	41	18	10	18
4,582	3,140	2,246	655	9	46	58	87	87	66	59	48	87	66	42	19
5,997	4,104	3,408	843	7	44	97	118	151	96	66	49	101	53	61	20
58,746	48,098	47,832	5,592	34	253	306	554	652	445	395	358	906	772	917	21
82,596	66,118	64,716	7,284	29	266	666	792	1,185	883	585	471	1,128	670	609	22
589,347	463,175	502,012	64,555	237	2,581	3,492	5,023	7,287	4,401	3,592	5,108	11,855	10,816	10,163	23
1,611,369	1,255,580	1,214,414	132,397	452	5,221	12,301	14,651	22,654	14,990	9,775	7,130	19,800	13,538	11,885	24
1,861	1,011	524	298	6	20	28	47	50	34	26	23	38	15	11	25
2,096	1,125	581	373	4	28	50	59	77	49	27	18	39	12	10	26
5,083	3,812	2,855	570	6	25	43	73	72	61	49	56	83	63	39	27
6,025	4,475	3,664	726	4	45	68	107	131	83	55	36	95	42	60	28
68,461	63,090	65,113	4,972	25	131	223	485	590	579	469	505	901	603	461	29
95,536	85,215	87,885	7,705	18	335	573	942	1,291	966	658	383	1,349	539	651	30
42,672	39,933	41,100	2,847	14	68	122	271	365	321	241	320	527	352	246	31
48,139	42,077	43,999	3,190	5	140	227	431	563	391	233	149	555	239	257	32
725	318	167	2	...	1	1	33
674	322	167	11	...	1	...	4	2	1	1	...	1	1	...	34
2,156	1,216	726	3	...	2	1	35
1,904	1,115	824	12	...	1	...	4	2	1	2	...	1	1	...	36
7,698	4,334	2,715	6	...	4	2	37
6,156	4,015	3,192	6	...	(Z)	...	2	1	1	1	...	(Z)	1	...	38
8,397,421	4,740,722	2,968,312	2,750	...	1,750	1,000	39
7,483,038	4,280,624	3,859,988	6,239	...	200	...	2,429	1,780	410	550	...	230	640	...	40
41	26	23	41
78	45	40	2	1	1	42
66	37	35	43
125	88	81	2	1	1	44
528	251	1,280	45
878	880	1,778	5	4	1	46
304,915	149,040	819,670	47
621,675	626,579	1,188,058	1,700	1,200	500	48
1,703	930	493	334	4	29	39	56	50	36	29	22	40	15	14	49
2,004	1,077	546	409	6	28	60	63	81	55	31	19	39	18	9	50
6,362	4,979	4,340	885	5	40	66	101	100	87	73	72	145	107	89	51
8,795	6,598	6,031	1,278	12	53	121	148	206	167	119	67	180	95	110	52
8,114	6,389	5,203	1,108	30	90	95	138	153	107	83	71	158	93	90	53
9,515	7,385	6,317	1,283	17	72	146	158	202	141	115	77	171	97	87	54
725,114	758,252	1,074,933	99,572	453	1,568	2,854	5,160	7,478	6,410	6,343	5,953	17,497	12,699	33,157	55
857,080	864,913	1,149,215	97,326	405	1,754	4,572	6,826	10,753	9,932	7,961	5,975	18,072	15,012	16,064	56
593,301	631,604	888,036	82,287	453	1,538	2,657	4,520	7,175	5,898	5,744	5,570	15,031	11,525	22,176	57
714,198	728,893	964,854	85,325	405	1,596	4,486	5,911	9,851	9,473	7,273	4,857	16,735	12,832	11,906	58
131,813	126,648	186,897	17,285	...	30	197	640	303	512	599	383	2,466	1,174	10,981	59
142,882	136,020	184,361	12,001	...	158	86	915	902	459	688	1,118	1,337	2,180	4,158	60
715	507	353	95	5	6	7	9	14	7	8	4	17	11	7	61
887	614	418	102	1	5	6	14	12	13	12	9	16	10	4	62
1,506	1,748	1,904	161	6	7	8	13	21	10	9	5	34	15	33	63
1,925	1,945	2,034	186	1	7	10	17	20	15	26	17	32	24	17	64
991	1,043	1,051	96	2	7	5	7	12	6	6	4	25	11	11	65
1,160	1,137	1,164	110	...	3	3	11	16	7	14	12	22	17	5	66
515	705	853	65	4	...	3	6	9	4	3	1	9	4	22	67
765	808	870	76	1	4	7	6	4	8	12	5	10	7	12	68
45,661	47,663	59,840	6,464	207	56	310	363	506	180	475	251	2,270	912	934	69
78,634	69,658	87,253	10,761	210	406	661	1,286	968	774	1,272	964	2,004	1,508	708	70

MULTIPLE-UNIT OPERATIONS

Economic Area Table 1.—MULTIPLE-UNIT OPERATIONS,

Item (For definitions and explanations, see text)	Area 2								
	Total	Size of unit							
		Under 30 acres	30 to 49 acres	50 to 69 acres	70 to 99 acres	100 to 139 acres	140 to 179 acres	180 to 219 acres	220 to 259 acres
1 Multiple-unit operations.....number 1954...	1,712	63	120	140	231	275	179	132	95
2 1950...	2,363	64	165	259	347	380	258	206	117
3 Subunits in multiple-unit									
4 operations.....total number 1954...	4,875	130	248	298	506	625	451	326	287
5 1950...	6,884	130	336	544	768	888	670	584	344
6 Home farms.....number 1954...	1,667	57	110	137	228	267	175	128	93
7 1950...	2,230	54	155	239	332	363	236	185	110
8 Cropper farms.....number 1954...	3,208	73	138	161	278	358	276	198	194
9 1950...	4,654	76	181	305	436	525	434	399	234
10 Land in multiple-unit operations....total acres 1954...	460,120	1,350	4,781	8,372	19,288	32,208	28,200	26,214	22,698
11 1950...	549,878	1,442	6,645	15,185	28,979	44,791	40,701	40,832	27,725
12 Home farms.....acres 1954...	382,639	747	2,772	5,874	13,462	23,395	21,917	21,034	17,604
13 1950...	412,623	628	3,627	8,722	18,957	30,260	27,684	27,161	19,849
14 Cropper farms.....acres 1954...	77,481	603	2,009	2,498	5,826	8,813	6,283	5,180	5,094
15 1950...	137,255	814	3,018	6,463	10,022	14,531	13,017	13,671	7,876
16 Cropland harvested.....total acres 1954...	163,871	832	2,617	4,386	9,675	14,542	12,175	10,849	9,250
17 1949...	228,874	934	4,207	9,420	15,824	23,499	19,615	18,895	12,079
18 Corn harvested for									
19 grain.....multiple units reporting 1954...	1,401	38	94	114	194	229	146	109	74
20 1949...	2,196	48	148	245	321	359	241	199	109
21 subunits reporting 1954...	2,777	51	131	172	294	358	263	195	144
22 1949...	4,833	62	221	372	532	646	493	424	247
23 acres 1954...	22,404	215	644	932	2,041	2,555	1,867	1,599	1,235
24 1949...	42,139	270	1,186	2,457	3,738	5,124	3,932	3,585	2,307
25 bushels 1954...	227,843	2,350	6,317	9,869	18,702	24,934	17,468	16,257	13,195
26 1949...	812,351	4,791	23,450	51,233	71,789	94,536	73,764	66,597	44,487
27 Cotton harvested.....multiple units reporting 1954...	1,603	46	94	125	221	258	171	125	93
28 1949...	2,186	41	143	230	314	359	242	197	110
29 subunits reporting 1954...	3,523	58	125	181	324	416	313	226	215
30 1949...	5,085	56	192	358	537	658	487	441	262
31 acres 1954...	44,894	357	883	1,273	3,018	4,613	3,701	2,833	2,732
32 1949...	74,688	380	1,733	3,652	5,956	8,783	6,760	6,585	3,740
33 bales 1954...	24,561	185	492	739	1,675	2,534	2,061	1,543	1,446
34 1949...	35,923	204	839	1,732	2,758	3,914	2,996	2,983	1,752
35 Tobacco harvested.....multiple units reporting 1954...	6	1	2
36 1949...	6	1	2	1
37 subunits reporting 1954...	8	2	2
38 1949...	6	1	1	1
39 acres 1954...	12	1	3
40 1949...	2	(2)	1	1
41 pounds 1954...	6,866	300	1,966
42 1949...	2,561	386	575	1,000
43 Peanuts harvested for picking									
44 or threshing.....multiple units reporting 1954...	3	1	1	...	1
45 1949...	11	3	...	1
46 subunits reporting 1954...	3	1	1	...	1
47 1949...	17	6	...	2
48 acres 1954...	5	1	1	...	3
49 1949...	25	2	(2)	14
50 pounds 1954...	1,940	20	420	...	1,500
51 1949...	19,167	1,376	430	15,000
52 Horses and/or mules....multiple units reporting 1954...	1,427	40	84	113	202	224	145	115	84
53 1950...	2,117	38	139	227	318	343	235	180	108
54 number 1954...	4,334	56	133	206	397	490	362	280	273
55 1950...	7,561	53	241	461	708	908	711	628	384
56 Landlord-tenant operations containing multiple units:									
57 All subunits including home farm.....number 1954...	5,497	148	274	327	554	680	492	377	308
58 1950...	7,866	142	350	594	832	994	770	669	405
59 Land in all subunits including									
60 home farm.....acres 1954...	480,173	1,906	5,381	9,114	20,863	33,899	29,883	28,475	23,721
61 1950...	595,183	2,014	7,099	17,412	31,020	48,590	45,421	45,082	30,393
62 Owned by operator of multiple									
63 unit.....acres 1954...	423,340	1,793	5,013	8,445	19,042	29,648	26,311	24,743	21,236
64 1950...	520,049	1,814	6,604	15,929	28,229	42,861	39,794	38,327	26,726
65 Rented by operator of multiple									
66 unit.....acres 1954...	56,833	113	368	669	1,821	4,251	3,572	3,732	2,485
67 1950...	75,134	200	495	1,483	2,791	5,729	5,627	6,755	3,667
68 Subunits not included in									
69 multiple units.....operators reporting 1954...	377	16	23	24	33	41	28	31	20
70 1950...	547	9	14	41	45	73	57	54	33
71 number 1954...	622	18	26	29	48	55	41	51	21
72 1950...	982	12	14	50	64	106	100	85	61
73 Share tenants.....number 1954...	340	10	14	13	20	29	26	35	13
74 1950...	629	8	6	20	37	67	68	60	47
75 Other tenants, not croppers nor share									
76 tenants.....number 1954...	282	8	12	16	28	26	15	16	8
77 1950...	353	4	8	30	27	39	32	25	14
78 Land in subunits not included in multiple									
79 units.....acres 1954...	20,053	556	600	742	1,575	1,691	1,683	2,261	1,023
80 1950...	45,305	572	454	2,227	2,041	3,799	4,720	4,250	2,668

Z Reported in small fractions.

BY SIZE OF UNIT: CENSUSES OF 1954 AND 1950--Continued

Area 2--Continued			Area 3												
Size of unit--Continued			Total	Size of unit											
260 to 499 acres	500 to 999 acres	1,000 acres and over		Under 30 acres	30 to 49 acres	50 to 69 acres	70 to 99 acres	100 to 139 acres	140 to 179 acres	180 to 219 acres	220 to 259 acres	260 to 499 acres	500 to 999 acres	1,000 acres and over	
273	143	61	1,111	19	32	77	109	171	136	91	79	210	131	56	1
338	169	60	1,403	14	58	79	153	230	177	131	86	281	126	68	2
939	642	423	3,312	39	66	160	238	392	319	247	209	674	579	389	3
1,252	848	520	4,235	28	123	166	335	517	439	349	246	964	604	464	4
270	141	61	1,075	13	27	70	102	164	135	90	79	209	131	55	5
331	165	60	1,306	11	49	72	142	214	162	123	81	265	121	66	6
669	501	362	2,237	26	39	90	136	228	184	157	130	465	448	334	7
921	683	460	2,929	17	74	94	193	303	277	226	165	699	483	398	8
97,111	96,220	123,678	338,325	388	1,329	4,542	9,328	20,273	21,545	18,244	18,717	73,339	87,137	83,483	9
120,701	114,438	108,439	409,377	311	2,367	4,704	13,055	26,698	27,947	26,054	20,430	101,260	86,640	99,911	10
79,424	82,078	114,332	282,982	153	744	2,982	6,518	15,163	17,506	14,624	14,540	62,107	76,204	72,442	11
92,323	90,898	92,514	314,087	156	1,266	2,922	8,470	18,727	19,659	19,775	15,435	77,456	69,040	81,181	12
17,687	14,142	9,346	55,342	235	585	1,560	2,810	5,110	4,039	3,620	4,177	11,232	10,933	11,041	13
28,378	23,540	15,925	95,290	155	1,101	1,782	4,585	7,971	8,288	6,279	4,995	23,804	17,600	18,730	14
35,994	32,918	30,633	95,246	239	742	2,187	4,012	8,011	7,662	6,520	5,960	21,430	21,676	16,807	15
49,800	42,458	32,143	127,900	182	1,517	2,665	6,899	12,311	10,786	9,455	8,175	32,179	22,175	21,556	16
225	120	58	930	16	17	67	92	141	108	78	64	180	115	52	17
313	154	59	1,318	11	49	70	143	222	164	123	85	263	121	67	18
547	360	262	2,039	20	19	95	141	225	190	159	129	427	370	264	19
876	557	403	3,223	14	75	117	254	412	315	273	204	717	475	367	20
4,616	3,252	3,448	15,965	90	113	546	930	1,584	1,433	1,189	1,068	3,355	2,993	2,664	21
8,211	6,176	5,153	28,867	35	386	793	1,804	3,190	2,553	2,220	1,926	7,039	4,595	4,326	22
45,524	33,853	39,374	136,229	493	937	4,264	7,380	13,686	12,850	10,417	8,254	28,056	27,249	22,643	23
156,981	117,672	107,051	535,828	722	7,765	13,999	34,269	61,937	46,706	40,515	33,107	130,099	81,726	84,983	24
269	141	60	1,057	13	30	73	100	162	131	89	74	203	127	55	25
328	164	58	1,361	12	54	72	147	225	171	126	86	277	125	66	26
739	544	382	2,466	18	42	103	150	269	222	174	148	514	476	350	27
975	672	447	3,417	17	88	119	262	418	336	275	211	772	511	408	28
9,883	8,850	6,751	30,023	102	337	862	1,497	2,840	2,551	2,224	1,835	6,389	6,159	5,227	29
16,243	12,128	8,728	47,358	112	800	1,186	3,170	4,983	4,469	3,592	2,937	11,376	7,447	7,286	30
5,192	4,885	3,809	16,668	68	168	431	866	1,580	1,444	1,290	1,053	3,584	3,408	2,776	31
7,865	6,476	4,404	27,631	51	482	682	1,868	2,940	2,594	2,071	1,588	6,888	4,225	4,242	32
2	1	...	2	1	1	33
1	1	...	4	1	34
4	1	...	2	1	1	35
1	1	...	4	1	36
6	2	...	2	1	1	37
(2)	(2)	...	8	1	5	(2)	38
4,200	400	...	1,800	800	2	39
300	300	...	7,900	1,400	1,000	40
...	5	1	...	2	2	41
...	2	2	7	1	1	...	1	...	2	42
...	8	2	...	4	2	43
...	3	3	8	2	1	...	1	...	2	44
...	6	2	...	2	2	45
...	3	6	6	1	1	...	1	...	2	46
...	2,100	140	...	825	1,135	47
...	831	1,530	2,190	130	200	...	75	875	910	48
239	121	60	973	11	27	65	88	146	120	81	70	187	125	53	49
314	158	57	1,260	7	42	71	140	209	156	121	77	254	119	64	50
960	614	563	3,311	20	45	128	180	348	284	258	231	648	664	505	51
1,503	1,144	820	4,898	10	80	148	334	572	439	387	307	1,179	762	680	52
1,071	754	512	3,790	46	70	171	267	419	357	265	238	764	682	511	53
1,467	1,004	639	4,868	36	135	185	362	574	491	387	282	1,119	720	577	54
101,063	99,413	126,455	359,560	461	1,352	7,843	9,946	21,349	22,293	19,248	19,590	74,828	93,428	89,222	55
132,898	121,682	113,572	444,968	678	4,297	5,407	14,020	30,178	30,860	27,759	22,095	107,810	92,785	109,079	56
85,097	88,629	113,383	310,250	435	1,206	7,474	9,041	19,015	19,204	17,632	17,419	64,580	75,926	78,318	57
112,681	110,449	96,635	389,713	678	2,252	4,935	12,544	27,904	26,840	24,688	20,142	90,384	81,584	97,762	58
15,966	10,784	13,072	49,310	26	146	369	905	2,334	3,089	1,616	2,171	10,248	17,502	10,904	59
20,217	11,233	16,937	55,255	...	2,045	472	1,476	2,274	4,020	3,071	1,953	17,426	11,201	11,317	60
77	50	34	245	5	4	10	22	20	22	12	19	52	44	35	61
108	75	38	340	6	5	12	22	32	37	29	26	85	49	37	62
132	112	89	478	7	4	11	29	27	38	18	29	90	103	122	63
215	156	119	633	8	12	19	27	57	52	38	36	155	116	113	64
77	52	51	238	6	3	4	15	11	13	9	13	39	63	62	65
148	93	75	361	4	7	8	11	34	34	24	22	84	76	57	66
55	60	38	240	1	1	7	14	16	25	9	16	51	40	60	67
67	63	44	272	4	5	11	16	23	18	14	14	71	40	56	68
3,952	3,193	2,777	21,235	73	23	3,301	618	1,076	748	1,004	873	1,489	6,291	5,739	69
12,197	7,244	5,133	35,591	367	1,930	703	965	3,480	2,913	1,705	1,665	6,550	6,145	9,168	70

MULTIPLE-UNIT OPERATIONS

Economic Area Table 1.—MULTIPLE-UNIT OPERATIONS.

Item (For definitions and explanations, see text)		Area 4								
		Total	Size of unit							
			Under 30 acres	30 to 49 acres	50 to 69 acres	70 to 99 acres	100 to 139 acres	140 to 179 acres	180 to 219 acres	220 to 259 acres
1	Multiple-unit operations.....number 1954...	894	10	23	49	83	130	98	80	57
2	1950...	1,216	17	45	52	113	173	122	126	109
3	Subunits in multiple-unit									
4	operations.....total number 1954...	2,576	20	50	105	174	285	227	205	138
5	1950...	3,600	36	96	107	247	387	291	338	304
6	Home farms.....number 1954...	876	8	15	48	81	130	96	80	57
7	1950...	1,173	10	37	49	104	168	121	124	106
8	Cropper farms.....number 1954...	1,700	12	35	57	93	155	131	125	81
9	1950...	2,427	26	59	58	143	219	170	214	198
10	Land in multiple-unit operations....total acres 1954...	318,218	181	878	2,933	6,989	15,181	15,430	15,932	13,617
11	1950...	437,208	362	1,823	3,071	9,428	20,361	19,092	24,871	25,916
12	Home farms.....acres 1954...	283,538	94	360	2,158	5,351	12,532	12,575	13,270	11,483
13	1950...	376,775	121	915	1,950	6,420	15,672	15,429	20,147	20,809
14	Cropper farms.....acres 1954...	34,680	87	518	775	1,638	2,649	2,855	2,662	2,134
15	1950...	60,433	241	908	1,121	3,008	4,689	3,663	4,724	5,107
16	Cropland harvested.....total acres 1954...	89,633	89	645	1,435	2,977	6,171	5,647	6,067	4,827
17	1949...	127,210	263	1,176	1,819	4,644	9,471	8,155	10,190	10,371
18	Corn harvested for									
19	grain.....multiple units reporting 1954...	857	9	20	48	80	125	95	75	54
20	1949...	1,180	13	40	48	108	172	119	125	106
21	subunits reporting 1954...	1,872	10	30	73	118	211	164	153	109
22	1949...	2,866	23	64	74	186	323	237	267	240
23	acres 1954...	18,910	52	182	440	955	1,550	1,416	1,376	1,177
24	1949...	32,799	91	430	551	1,621	2,891	2,244	2,647	2,551
25	bushels 1954...	219,119	920	2,612	5,239	8,922	19,159	16,028	16,474	12,244
26	1949...	569,572	1,591	7,789	8,830	27,127	48,756	40,181	49,465	44,946
27	Cotton harvested.....multiple units reporting 1954...	856	5	22	45	77	126	92	78	57
28	1949...	1,163	13	38	45	105	168	119	119	103
29	subunits reporting 1954...	1,913	6	35	67	105	182	157	154	100
30	1949...	2,858	22	60	66	166	293	232	256	231
31	acres 1954...	20,945	24	309	424	909	1,557	1,420	1,613	1,128
32	1949...	34,962	132	444	690	1,504	2,802	2,501	2,831	2,846
33	bales 1954...	14,486	12	188	284	602	1,073	925	1,115	736
34	1949...	22,613	84	305	406	928	1,696	1,486	1,833	1,894
35	Tobacco harvested.....multiple units reporting 1954...	13	1	...	2	3	1	1
36	1949...	1	1
37	subunits reporting 1954...	18	1	...	2	3	1	1
38	1949...	1	1
39	acres 1954...	41	2	...	5	10	3	2
40	1949...	(2)	(2)
41	pounds 1954...	28,456	1,500	...	2,020	5,900	911	2,400
42	1949...	118	118
43	Peanuts harvested for picking									
44	or threshing.....multiple units reporting 1954...	9	1	...	1	1	...	1
45	1949...	22	1	...	4	2	...	1
46	subunits reporting 1954...	15	2	...	1	2	...	1
47	1949...	25	1	...	2	2	...	1
48	acres 1954...	15	2	...	1	1	...	3
49	1949...	19	1	...	5	1	...	1
50	pounds 1954...	3,815	275	...	120	125	...	330
51	1949...	9,330	375	...	500	1,520	568	640
52	Horses and/or mules....multiple units reporting 1954...	765	5	15	39	68	107	82	72	51
53	1950...	1,089	6	31	43	95	161	113	119	101
54	number 1954...	2,221	6	25	73	119	213	167	171	131
55	1950...	3,764	7	47	90	195	372	275	331	307
56	Landlord-tenant operations containing multiple units:									
57	All subunits including home farm.....number 1954...	3,186	22	64	115	189	309	250	218	150
58	1950...	4,418	45	106	114	276	423	324	378	339
59	Land in all subunits including									
60	home farm.....acres 1954...	334,154	204	1,579	3,448	7,509	15,586	16,103	16,874	14,051
61	1950...	472,163	1,278	2,387	3,468	10,198	23,005	20,671	29,122	27,186
62	Owned by operator of multiple									
63	unit.....acres 1954...	285,848	187	1,430	2,997	6,992	13,979	13,819	14,871	11,203
64	1950...	404,475	1,278	2,091	3,246	9,457	20,735	18,565	25,204	22,949
65	Rented by operator of multiple									
66	unit.....acres 1954...	48,306	17	149	451	517	1,607	2,284	2,003	2,848
67	1950...	67,688	...	296	222	741	2,270	2,106	3,918	4,237
68	Subunits not included in									
69	multiple units.....operators reporting 1954...	198	2	7	9	12	19	17	11	7
70	1950...	346	5	7	6	20	26	25	28	25
71	number 1954...	610	2	14	10	15	24	23	13	12
72	1950...	818	9	10	7	29	36	33	40	35
73	Share tenants.....number 1954...	243	2	6	5	5	10	7	4	10
74	1950...	441	8	4	6	11	22	18	19	19
75	Other tenants, not croppers nor share									
76	tenants.....number 1954...	367	...	8	5	10	14	16	9	2
77	1950...	377	1	6	1	18	14	15	21	16
78	Land in subunits not included in multiple									
79	units.....acres 1954...	15,936	23	701	515	520	405	673	942	434
80	1950...	34,955	916	564	397	770	2,644	1,579	4,251	1,270

Z Reported in small fractions.

BY SIZE OF UNIT: CENSUSES OF 1954 AND 1950—Continued

Area 4—Continued				Areas 5, A, and B										
Size of unit—Continued			Total	Size of unit										
260 to 499 acres	500 to 999 acres	1,000 acres and over		Under 30 acres	30 to 49 acres	50 to 69 acres	70 to 99 acres	100 to 139 acres	140 to 179 acres	180 to 219 acres	220 to 259 acres	260 to 499 acres	500 to 999 acres	1,000 acres and over
191	118	55	885	20	36	44	85	94	98	83	55	193	107	70
247	136	76	1,109	22	37	70	106	135	118	91	81	231	136	82
594	467	311	2,389	43	76	92	177	208	218	192	150	550	391	292
761	601	432	3,214	43	76	143	231	307	274	233	207	653	524	523
190	117	54	849	16	30	39	78	91	96	80	53	192	104	70
244	134	76	1,033	15	31	54	94	125	114	86	79	224	131	80
404	390	257	1,540	27	46	53	99	117	122	112	97	358	287	222
517	467	356	2,181	28	45	89	137	182	160	147	128	429	393	443
69,354	80,306	97,417	345,150	392	1,429	2,663	7,360	10,862	15,579	16,543	13,020	69,074	73,715	134,513
87,471	96,157	148,656	410,980	425	1,512	4,025	8,832	15,595	18,769	18,197	19,287	82,065	94,915	147,358
60,929	72,716	92,070	295,013	163	693	1,514	4,578	7,714	11,881	12,960	10,028	57,865	61,982	125,635
75,039	83,938	136,335	330,919	155	618	1,911	5,429	10,275	13,641	12,556	15,015	63,269	78,751	129,299
8,425	7,590	5,347	50,137	229	736	1,149	2,782	3,148	3,698	3,583	2,992	11,209	11,733	8,878
12,432	12,219	12,321	80,061	270	894	2,114	3,403	5,320	5,641	5,641	4,272	18,796	16,164	18,059
21,124	22,262	18,389	105,462	281	849	1,497	4,212	5,237	7,083	6,720	5,336	22,672	22,196	29,379
29,211	26,132	25,778	136,773	298	1,029	2,625	5,056	8,354	8,859	7,830	7,195	28,537	27,740	39,250
184	116	51	823	15	29	41	82	84	95	79	53	184	95	66
242	132	75	1,062	17	33	66	102	132	113	86	80	219	135	79
419	367	218	1,696	22	40	69	135	132	172	147	107	413	263	196
637	465	350	2,434	23	41	107	182	235	215	182	165	480	409	395
4,231	4,371	3,160	28,665	126	273	540	1,494	1,657	2,371	2,141	1,689	6,860	4,747	6,767
7,357	6,194	6,222	40,121	138	309	966	1,929	2,602	3,011	2,492	2,146	8,601	8,301	9,626
47,307	48,693	41,521	274,902	1,220	2,171	4,254	11,941	15,630	19,825	17,676	17,313	62,441	42,910	79,521
128,668	104,206	108,013	557,942	2,167	4,945	13,317	27,224	36,517	38,316	32,807	31,140	120,096	111,720	139,693
185	115	54	852	15	34	42	84	88	94	78	55	190	104	68
241	136	76	1,058	19	34	67	103	127	112	86	78	219	134	79
468	375	264	1,830	23	50	62	131	142	164	140	118	435	322	243
628	517	387	2,494	24	50	104	168	225	215	177	158	518	419	436
5,277	4,678	3,606	30,420	112	440	597	1,501	1,756	2,360	1,979	1,808	6,928	6,145	6,794
7,774	7,228	6,210	45,286	116	451	1,028	1,888	3,095	3,140	2,849	2,662	9,567	8,514	11,976
3,642	3,342	2,567	17,631	68	237	321	869	949	1,292	1,044	1,124	3,940	3,551	4,236
5,180	4,642	4,159	22,224	57	236	535	989	1,518	1,560	1,324	1,385	4,483	4,193	5,944
2	2	131	131	2	7	7	17	10	15	8	8	28	12	14
...	...	122	122	...	2	5	9	13	13	8	15	33	13	11
2	6	2	188	...	2	9	20	11	22	28	11	44	21	20
...	...	174	174	...	2	6	11	18	19	23	23	52	19	13
6	11	2	459	...	4	14	42	25	42	54	26	111	52	89
...	...	387	387	...	4	7	21	40	37	21	52	131	44	30
5,125	9,800	800	371,518	...	5,000	13,018	34,764	17,700	35,438	46,675	20,748	92,713	34,150	71,312
...	369,042	...	3,900	7,284	20,500	27,958	34,800	22,024	50,500	136,812	36,070	29,194
3	2	...	17	1	...	1	2	3	2	3	2	3
10	2	...	67	...	1	2	8	5	2	8	2	17	10	12
7	2	...	21	1	...	1	2	3	2	4	3	5
13	2	...	108	...	1	5	12	4	2	16	3	25	17	23
5	3	...	228	1	...	10	8	19	26	48	9	107
8	1	...	1,144	...	1	2	22	75	8	235	8	221	172	400
2,165	800	...	81,439	360	...	1,000	3,276	10,713	6,000	7,540	2,850	49,700
4,782	945	...	559,850	...	230	600	12,355	14,420	3,360	153,170	600	124,340	81,215	169,560
168	107	51	696	13	23	31	70	66	83	66	40	157	83	64
229	123	68	944	13	27	59	91	117	100	76	73	199	119	70
513	464	339	2,106	22	36	51	139	153	204	163	122	469	290	457
846	663	631	3,165	17	44	113	189	261	239	241	211	673	552	625
666	768	435	3,005	53	86	117	200	238	250	233	170	682	480	496
924	817	672	4,087	53	89	170	278	349	317	271	266	824	729	741
71,622	85,230	101,948	368,193	621	1,674	3,662	8,005	11,482	16,184	18,025	13,786	75,857	76,843	142,054
94,068	103,052	157,728	451,000	503	1,769	5,187	10,455	17,310	20,697	19,768	21,751	90,545	102,872	160,143
58,764	73,491	88,115	329,118	590	1,444	3,402	7,169	10,291	14,444	15,584	11,929	65,995	64,760	133,510
78,471	87,955	134,524	391,127	474	1,668	4,668	9,518	14,899	18,169	18,202	19,186	78,395	90,400	135,548
12,858	11,739	13,833	39,075	31	230	260	836	1,191	1,740	2,441	1,857	9,862	12,083	8,544
15,597	15,097	23,204	59,873	29	101	519	937	2,411	2,528	1,566	2,565	12,150	12,472	24,595
44	43	27	300	7	9	13	18	22	25	27	15	77	43	44
81	66	57	421	5	12	17	31	30	28	27	33	98	82	58
72	301	124	616	10	10	25	23	30	32	41	20	132	89	204
163	216	240	873	10	13	27	47	42	43	38	59	171	205	218
48	73	73	379	3	4	14	17	17	18	32	14	90	57	113
87	112	135	514	10	7	11	21	22	24	22	32	101	117	147
24	228	51	237	7	6	11	6	13	14	9	6	42	32	91
76	104	105	359	...	6	16	26	20	19	16	27	70	88	71
2,268	4,924	4,531	23,043	229	245	999	645	620	605	1,482	766	6,783	3,128	7,541
6,597	6,895	9,072	40,020	78	257	1,162	1,623	1,715	1,928	1,571	2,464	8,480	7,957	12,785

MULTIPLE-UNIT OPERATIONS

Economic Area Table 1.—MULTIPLE-UNIT OPERATIONS,

Item (For definitions and explanations, see text)	Area 6								
	Total	Size of unit							
		Under 30 acres	30 to 49 acres	50 to 69 acres	70 to 99 acres	100 to 139 acres	140 to 179 acres	180 to 219 acres	220 to 259 acres
1 Multiple-unit operations.....number 1954...	2,906	60	166	175	284	376	299	231	206
2 1950...	3,365	44	144	246	402	501	340	285	212
3 Subunits in multiple-unit operations.....total number 1954...	9,402	128	344	390	651	926	819	649	603
4 1950...	11,249	88	304	540	944	1,277	965	835	670
5 Home farms.....number 1954...	2,778	41	136	153	266	361	289	228	204
6 1950...	3,103	30	104	203	346	457	319	270	207
7 Cropper farms.....number 1954...	6,624	87	208	237	385	565	530	421	399
8 1950...	8,146	58	200	337	598	820	646	565	463
9 Land in multiple-unit operations...total acres 1954...	998,717	1,147	6,654	10,311	23,881	44,206	47,617	45,910	49,258
10 1950...	1,083,341	847	5,842	14,661	33,914	59,084	53,696	56,484	50,604
11 Home farms.....acres 1954...	847,510	460	3,175	5,852	15,698	31,112	34,860	37,153	39,209
12 1950...	848,913	322	2,429	7,635	19,738	37,823	35,637	40,018	37,046
13 Cropper farms.....acres 1954...	151,207	687	3,479	4,459	8,183	13,094	12,757	8,757	10,049
14 1950...	234,428	525	3,473	7,026	14,176	21,261	18,059	16,466	13,558
15 Cropland harvested.....total acres 1954...	452,198	833	4,582	6,869	14,092	24,491	26,488	23,611	25,163
16 1949...	485,391	679	4,482	10,626	21,833	35,803	30,903	29,389	26,071
17 Corn harvested for grain.....multiple units reporting 1954...	2,656	39	140	156	255	353	276	212	193
18 1949...	3,228	30	132	234	374	481	329	278	211
19 subunits reporting 1954...	6,372	52	204	251	448	645	566	468	443
20 1949...	8,858	43	221	424	742	1,024	765	683	547
21 acres 1954...	101,904	250	1,415	2,090	4,388	7,295	7,591	6,435	6,830
22 1949...	142,163	177	1,481	3,608	7,294	12,220	9,994	9,701	8,765
23 bushels 1954...	968,956	2,179	11,243	18,931	38,803	63,897	74,746	55,349	65,126
24 1949...	2,728,926	3,402	27,178	70,336	140,076	233,626	187,118	172,574	161,665
25 Cotton harvested.....multiple units reporting 1954...	2,839	48	156	172	278	366	293	226	204
26 1949...	3,286	36	138	240	386	492	333	277	206
27 subunits reporting 1954...	7,591	68	227	278	465	690	616	521	493
28 1949...	9,388	54	236	429	742	1,032	786	652	543
29 acres 1954...	134,762	382	1,764	2,442	4,588	8,125	8,354	6,816	7,453
30 1949...	182,085	358	1,984	4,240	8,879	13,555	12,163	10,832	9,398
31 bales 1954...	86,946	245	1,098	1,621	2,869	5,151	5,360	4,102	4,661
32 1949...	88,034	209	970	2,153	4,490	6,695	5,835	5,228	4,728
33 Tobacco harvested.....multiple units reporting 1954...	1,491	23	108	118	184	229	144	113	93
34 1949...	1,509	14	82	142	226	246	155	128	86
35 subunits reporting 1954...	3,438	31	160	187	314	429	299	273	221
36 1949...	3,434	18	133	237	391	487	340	286	211
37 acres 1954...	10,294	64	392	523	873	1,243	888	777	706
38 1949...	9,238	31	308	567	947	1,240	842	802	574
39 pounds 1954...	10,379,782	54,556	366,961	512,915	831,328	1,252,238	851,927	723,125	704,275
40 1949...	10,848,637	41,260	356,349	667,808	1,141,454	1,465,603	1,036,656	925,900	679,326
41 Peanuts harvested for picking or threshing.....multiple units reporting 1954...	121	...	4	5	6	9	13	14	12
42 1949...	144	4	11	14	15	9	7
43 subunits reporting 1954...	163	...	4	5	7	11	18	17	15
44 1949...	253	4	15	16	23	15	9
45 acres 1954...	2,295	...	5	29	59	54	121	131	119
46 1949...	2,973	22	79	79	108	80	62
47 pounds 1954...	1,474,604	...	4,445	19,600	29,380	29,820	87,944	98,100	60,150
48 1949...	2,248,437	14,000	60,125	52,267	108,031	40,990	36,200
49 Horses and/or mules....multiple units reporting 1954...	2,455	36	132	149	241	304	248	201	180
50 1950...	2,998	26	95	208	352	456	315	261	191
51 number 1954...	8,891	54	235	278	526	704	636	565	569
52 1950...	12,709	44	206	465	879	1,320	1,046	882	751
53 Landlord-tenant operations containing multiple units: All subunits including home farm.....number 1954...	12,101	165	400	437	747	1,077	955	764	717
54 1950...	14,094	112	344	609	1,066	1,446	1,092	994	794
55 Land in all subunits including home farm.....acres 1954...	1,077,591	2,714	9,065	12,266	26,138	48,144	54,888	48,906	52,165
56 1950...	1,191,540	2,549	8,367	16,845	37,861	65,841	58,033	62,155	54,516
57 Owned by operator of multiple unit.....acres 1954...	837,298	2,535	8,152	10,228	21,012	39,838	43,852	37,683	41,509
58 1950...	950,156	2,423	7,227	14,107	32,150	55,112	46,496	50,533	43,357
59 Rented by operator of multiple unit.....acres 1954...	240,293	179	913	2,038	5,126	8,306	11,036	11,223	10,656
60 1950...	241,384	126	1,140	2,738	5,711	10,729	11,537	11,622	11,159
61 Subunits not included in multiple units.....operators reporting 1954...	1,028	14	38	32	57	91	84	72	79
62 1950...	1,153	13	24	39	88	118	87	106	72
63 number 1954...	2,699	37	56	47	96	151	136	115	114
64 1950...	2,845	24	40	69	122	169	127	159	124
65 Share tenants.....number 1954...	1,632	24	25	25	55	97	85	59	74
66 1950...	1,606	10	19	33	60	94	66	103	63
67 Other tenants, not croppers nor share tenants.....number 1954...	1,067	13	31	22	41	54	51	56	40
68 1950...	1,239	14	21	36	62	75	61	56	61
69 Land in subunits not included in multiple units.....acres 1954...	78,874	1,567	2,411	1,955	2,257	3,938	7,271	2,996	2,907
70 1950...	108,199	1,702	2,525	2,184	3,947	6,757	4,337	5,671	3,912

BY SIZE OF UNIT: CENSUSES OF 1954 AND 1950—Continued

Area 6—Continued				Area 7											
Size of unit—Continued			Total	Size of unit											
260 to 499 acres	500 to 999 acres	1,000 acres and over		Under 30 acres	30 to 49 acres	50 to 69 acres	70 to 99 acres	100 to 139 acres	140 to 179 acres	180 to 219 acres	220 to 259 acres	260 to 499 acres	500 to 999 acres	1,000 acres and over	
586	335	188	3,319	123	349	428	532	554	356	229	143	371	167	67	
626	372	193	3,497	113	351	456	604	586	355	233	171	365	173	90	
2,122	1,521	1,249	9,692	253	736	962	1,268	1,445	1,015	702	500	1,461	875	475	
2,268	1,835	1,523	10,186	227	755	1,018	1,437	1,478	1,018	769	602	1,408	833	641	
580	332	188	3,177	107	305	402	509	541	352	224	140	369	162	66	
607	368	192	3,214	81	292	410	558	542	341	220	158	354	170	88	
1,542	1,189	1,061	6,515	146	431	560	759	904	663	478	360	1,092	713	409	
1,661	1,467	1,331	6,972	146	463	608	879	936	677	549	444	1,054	663	553	
209,040	229,128	331,565	645,752	2,657	13,870	25,094	44,467	64,446	56,260	45,108	34,330	127,157	112,572	119,791	
225,377	249,253	333,579	704,086	2,557	14,122	26,820	50,596	67,964	55,826	46,121	40,623	125,453	116,959	157,045	
174,034	201,092	304,865	516,410	1,135	7,356	16,065	30,784	46,923	43,165	35,073	26,094	104,520	95,693	109,602	
174,772	206,055	287,438	545,251	971	7,118	16,025	31,822	46,442	39,501	32,882	28,608	98,187	100,410	141,285	
35,006	28,036	26,700	129,342	1,522	6,514	9,029	13,683	17,523	13,095	10,035	8,236	22,637	16,879	10,189	
50,605	43,198	46,141	198,835	1,586	7,004	10,795	16,774	21,522	16,325	13,239	12,015	27,266	16,549	15,760	
100,639	105,972	119,458	206,671	1,899	8,637	13,572	20,882	26,867	20,737	15,841	11,410	37,743	27,210	21,873	
107,194	106,230	112,181	232,222	1,905	9,290	15,893	24,970	29,944	21,785	17,609	14,704	39,022	27,274	29,826	
547	311	174	3,165	109	331	410	503	527	344	222	134	358	161	66	
616	359	184	3,461	107	341	453	597	583	355	232	171	362	170	90	
1,467	996	832	7,326	148	524	726	960	1,092	794	566	366	1,133	663	354	
1,847	1,357	1,205	8,652	163	598	857	1,209	1,290	861	674	524	1,225	700	541	
23,965	21,568	20,077	72,860	745	3,373	5,371	8,174	10,328	7,810	6,000	3,629	12,548	8,321	6,561	
32,944	28,881	27,098	91,033	890	4,076	6,991	10,613	13,086	9,056	7,281	5,852	14,986	9,027	9,175	
241,881	201,275	195,526	719,288	7,660	38,284	60,552	88,034	106,415	80,715	58,743	34,989	120,260	71,911	51,725	
667,940	560,089	504,922	2,093,683	19,527	100,607	163,572	252,389	298,123	204,731	163,728	132,618	339,924	209,207	209,257	
582	330	184	2,866	88	281	346	454	489	312	205	129	345	152	65	
618	369	191	2,843	64	254	358	484	486	282	199	145	329	156	86	
1,780	1,326	1,127	6,022	107	382	511	725	881	632	455	333	973	644	379	
1,951	1,623	1,340	6,465	95	387	583	834	901	608	505	411	993	620	528	
29,730	30,019	35,089	44,978	468	1,957	2,622	4,223	5,301	4,277	3,246	2,488	8,350	5,911	6,135	
38,950	39,861	41,865	56,871	380	1,875	3,368	5,331	6,353	4,676	3,796	3,443	9,298	8,423	9,928	
19,192	19,706	22,941	31,163	330	1,394	1,888	2,940	3,702	2,965	2,263	1,748	5,903	4,185	3,845	
18,947	18,776	20,003	23,784	168	789	1,321	2,310	2,495	1,860	1,505	1,383	3,924	3,259	4,770	
284	122	73	3,286	116	344	423	530	549	355	227	142	371	164	65	
251	119	60	3,454	105	345	456	597	580	353	232	169	361	169	87	
818	426	280	7,862	154	550	765	1,032	1,183	855	583	409	1,215	728	388	
659	393	279	8,201	158	576	827	1,156	1,199	847	639	493	1,138	660	508	
2,504	1,384	940	29,429	383	1,764	2,623	3,792	4,452	3,354	2,243	1,622	4,851	2,794	1,551	
1,949	1,087	891	27,904	411	1,821	2,435	3,628	3,981	2,893	2,156	1,692	3,912	2,775	2,200	
2,550,882	1,470,430	1,061,145	32,950,059	392,136	1,944,238	2,934,974	4,213,688	4,980,246	3,843,882	2,468,080	1,851,730	5,490,829	3,137,104	1,693,152	
2,342,363	1,254,896	937,022	34,377,583	480,411	2,054,141	3,084,145	4,637,079	4,979,762	3,684,301	2,804,659	2,137,642	4,826,572	2,868,957	2,819,924	
23	19	16	107	2	10	15	13	23	11	11	6	9	3	4	
36	24	24	112	...	8	11	24	13	18	12	7	10	7	2	
36	27	23	153	2	11	21	20	27	16	14	14	16	5	7	
64	54	53	165	...	10	13	31	15	27	23	14	18	12	2	
395	229	1,153	454	6	27	49	64	60	67	46	37	68	10	20	
584	609	1,350	509	...	15	33	64	36	64	77	43	60	95	22	
253,705	140,990	750,470	346,915	6,500	27,970	34,925	53,300	51,150	51,500	33,400	24,200	40,070	4,400	19,500	
460,968	475,288	1,000,568	431,870	...	12,300	30,500	51,613	27,810	121,232	94,850	20,800	28,065	68,300	16,400	
508	291	165	3,048	91	285	385	493	521	341	221	133	357	160	61	
569	346	179	3,234	88	301	416	566	553	335	224	163	347	161	80	
1,953	1,699	1,672	9,098	138	487	773	1,085	1,308	980	683	482	1,551	1,036	575	
2,652	2,249	2,215	10,532	131	584	919	1,409	1,537	1,103	813	657	1,606	982	791	
2,642	2,162	2,035	12,092	299	869	1,092	1,473	1,684	1,209	890	634	1,876	1,274	792	
2,860	2,491	2,286	13,141	293	853	1,154	1,725	1,781	1,274	940	749	1,938	1,309	1,125	
224,791	244,201	354,313	712,184	4,071	17,581	27,840	50,283	69,767	61,207	50,075	38,185	139,194	123,640	130,341	
247,503	271,448	366,422	808,602	4,753	17,354	31,710	61,855	80,801	64,207	51,910	46,063	144,311	132,952	172,686	
169,102	189,141	274,246	610,703	3,790	15,762	24,925	45,745	63,484	53,868	43,758	33,161	116,663	108,141	101,406	
193,222	213,889	291,640	701,614	4,556	15,726	29,219	57,689	72,548	56,064	45,694	38,751	124,096	110,599	146,672	
55,689	55,060	80,067	101,481	281	1,819	2,915	4,538	6,283	7,339	6,317	5,024	22,531	15,499	28,935	
54,281	57,559	74,782	106,988	197	1,628	2,491	4,166	8,253	8,143	6,216	7,312	20,215	22,353	26,014	
235	194	132	1,088	29	76	85	132	147	116	85	72	189	104	53	
276	194	136	1,218	29	69	95	169	170	137	91	76	195	116	62	
520	641	786	2,400	46	133	130	205	239	194	188	134	415	399	317	
592	656	763	2,955	66	98	136	288	303	256	171	147	530	476	484	
321	424	443	1,914	33	93	104	162	193	163	152	115	366	332	201	
349	355	454	1,886	25	64	88	171	206	164	121	105	341	338	263	
199	217	343	486	13	40	26	43	46	31	36	19	49	67	116	
243	301	309	1,069	41	34	48	117	97	92	50	42	189	138	221	
15,751	15,073	22,748	66,432	1,414	3,711	2,746	5,816	5,321	4,947	4,967	3,855	12,037	11,068	10,550	
22,126	22,195	32,843	104,516	2,196	3,232	4,890	11,259	12,837	8,381	5,789	5,440	18,858	15,993	15,641	

MULTIPLE-UNIT OPERATIONS

Economic Area Table 1.—MULTIPLE-UNIT OPERATIONS,

Item (For definitions and explanations, see text)	Areas 8 and C					
	Total	Size of unit				
		Under 30 acres	30 to 49 acres	50 to 69 acres	70 to 99 acres	100 to 139 acres
1 Multiple-unit operations.....number 1954...	361	28	33	22	36	41
2" 1950...	343	14	24	30	29	50
3 Subunits in multiple-unit operations.....total number 1954...	913	64	70	49	83	100
4" 1950...	896	29	50	62	68	114
5 Home farms.....number 1954...	354	23	32	22	36	40
6" 1950...	330	11	22	26	29	48
7 Cropper farms.....number 1954...	559	41	38	27	47	60
8" 1950...	566	18	28	36	39	66
9 Land in multiple-unit operations....total acres 1954...	158,992	511	1,298	1,296	3,027	4,772
10" 1950...	122,395	290	953	1,748	2,407	5,950
11 Home farms.....acres 1954...	148,809	282	859	972	2,257	3,858
12" 1950...	107,645	109	515	1,103	1,650	4,400
13 Cropper farms.....acres 1954...	10,183	229	439	324	770	914
14" 1950...	14,750	141	438	645	757	1,550
15 Cropland harvested.....total acres 1954...	31,757	341	663	684	1,600	2,160
16" 1949...	25,137	193	581	1,015	1,143	2,247
17 Corn harvested for grain.....multiple units reporting 1954...	328	24	29	20	34	40
18" 1949...	328	12	23	30	28	48
19" subunits reporting 1954...	612	44	41	32	56	68
20" 1949...	691	18	38	48	50	90
21" acres 1954...	13,789	169	294	339	818	1,128
22" 1949...	12,676	84	297	616	525	1,210
23" bushels 1954...	188,120	1,905	3,584	3,340	10,649	13,628
24" 1949...	277,611	1,927	6,370	14,428	13,565	25,150
25 Cotton harvested.....multiple units reporting 1954...	300	19	24	18	30	36
26" 1949...	261	8	17	22	24	34
27" subunits reporting 1954...	519	25	29	29	42	57
28" 1949...	489	11	26	30	39	48
29" acres 1954...	4,891	85	129	192	298	458
30" 1949...	5,864	71	161	258	332	502
31" bales 1954...	3,293	47	89	118	206	303
32" 1949...	1,471	33	38	51	95	145
33 Tobacco harvested.....multiple units reporting 1954...	235	11	24	15	23	28
34" 1949...	161	3	9	15	16	20
35" subunits reporting 1954...	407	14	31	20	39	46
36" 1949...	278	3	13	19	25	34
37" acres 1954...	1,246	30	83	47	120	128
38" 1949...	779	3	32	46	70	96
39" pounds 1954...	1,283,132	30,151	74,040	43,800	110,435	124,010
40" 1949...	838,922	3,400	30,950	43,715	78,751	98,677
41 Peanuts harvested for picking or threshing.....multiple units reporting 1954...	5	1	...	1
42" 1949...	4
43" subunits reporting 1954...	7	1	...	1
44" 1949...	4	1
45" acres 1954...	17	1	...	1
46" 1949...	5	1
47" pounds 1954...	2,410	100	...	190
48" 1949...	3,310	300
49 Horses and/or mules....multiple units reporting 1954...	292	19	23	16	27	36
50" 1950...	295	7	17	21	26	42
51" number 1954...	744	26	41	25	52	78
52" 1950...	905	12	25	42	56	106
53 Landlord-tenant operations containing multiple units: All subunits including home farm.....number 1954...	1,498	140	87	58	91	113
54" 1950...	1,250	33	62	69	75	140
55 Land in all subunits including home farm.....acres 1954...	170,225	918	1,569	1,420	3,116	4,844
56" 1950...	131,650	307	1,177	1,836	2,488	8,230
57 Owned by operator of multiple unit.....acres 1954...	140,593	818	1,180	1,204	2,307	4,292
58" 1950...	119,946	287	938	1,638	2,143	7,752
59 Rented by operator of multiple unit.....acres 1954...	29,632	100	389	216	809	552
60" 1950...	11,704	20	239	198	345	478
61 Subunits not included in multiple units.....operators reporting 1954...	128	13	8	7	6	10
62" 1950...	135	3	8	5	6	16
63" number 1954...	585	76	17	9	8	13
64" 1950...	354	4	12	7	7	26
65 Share tenants.....number 1954...	204	8	2	4	6	6
66" 1950...	114	...	1	1	1	7
67 Other tenants, not croppers nor share tenants.....number 1954...	381	68	15	5	2	7
68" 1950...	240	4	11	6	6	19
69 Land in subunits not included in multiple units.....acres 1954...	11,233	407	271	124	89	72
70" 1950...	9,255	57	224	88	81	2,280

BY SIZE OF UNIT: CENSUSES OF 1954 AND 1950—Continued

Item (For definitions and explanations, see text)		Areas B and C—Continued						
		Size of unit—Continued						
		140 to 179 acres	180 to 219 acres	220 to 259 acres	260 to 499 acres	500 to 999 acres	1,000 acres and over	
1	Multiple-unit operations.....number	1954...	34	34	19	54	30	30
2		1950...	31	35	18	56	35	21
3	Subunits in multiple-unit							
4	operations.....total number	1954...	86	79	47	144	88	103
5		1950...	73	82	41	145	122	110
6	Home farms.....number	1954...	34	34	19	54	30	30
7		1950...	30	35	18	55	35	21
8	Cropper farms.....number	1954...	52	45	28	90	58	73
9		1950...	43	47	23	90	87	89
10	Land in multiple-unit operations...total acres	1954...	5,516	6,713	4,561	19,151	19,724	92,423
11		1950...	4,897	6,857	4,275	20,051	23,389	51,618
12	Home farms.....acres	1954...	4,542	6,037	3,989	17,793	17,768	90,452
13		1950...	3,800	5,924	3,710	17,683	21,564	47,187
14	Cropper farms.....acres	1954...	974	676	572	1,358	1,956	1,971
15		1950...	1,097	933	565	2,368	1,825	4,431
16	Cropland harvested.....total acres	1954...	2,023	2,175	1,417	5,766	4,837	10,091
17		1949...	1,909	2,371	1,108	4,588	5,095	4,887
18	Corn harvested for							
19	grain.....multiple units reporting	1954...	32	30	16	48	28	27
20		1949...	31	34	16	54	32	20
21	subunits reporting	1954...	58	59	32	89	55	78
22		1949...	59	69	31	114	88	86
23	acres	1954...	892	1,013	559	2,265	2,074	4,238
24		1949...	1,014	1,356	463	2,330	2,274	2,507
25	bushels	1954...	12,854	14,730	7,400	32,023	26,468	61,539
26		1949...	20,965	31,223	10,090	47,861	57,422	48,610
27	Cotton harvested.....multiple units reporting	1954...	27	27	16	49	27	27
28		1949...	25	27	15	45	29	15
29	subunits reporting	1954...	52	39	22	91	62	71
30		1949...	40	46	27	93	71	58
31	acres	1954...	433	318	200	1,003	725	1,050
32		1949...	431	506	308	979	1,075	1,241
33	bales	1954...	290	230	134	692	504	680
34		1949...	123	127	75	297	267	220
35	Tobacco harvested.....multiple units reporting	1954...	26	25	14	38	17	14
36		1949...	18	16	11	26	19	8
37	subunits reporting	1954...	48	42	24	73	34	36
38		1949...	26	25	17	52	41	23
39	acres	1954...	166	137	91	220	91	133
40		1949...	69	70	52	162	108	71
41	pounds	1954...	162,092	151,229	102,962	253,672	88,838	141,903
42		1949...	73,970	72,744	67,835	175,561	119,761	73,558
43	Peanuts harvested for picking							
44	or threshing.....multiple units reporting	1954...	...	1	1	1
45		1949...	...	1	...	2
46	subunits reporting	1954...	...	2	2	1
47		1949...	...	1	...	2
48	acres	1954...	...	2	3	10
49		1949...	...	1	...	3
50	pounds	1954...	...	400	1,460	300
51		1949...	...	900	...	2,110
52	Horses and/or mules....multiple units reporting	1954...	29	26	16	47	28	25
53		1950...	29	32	16	53	33	19
54	number	1954...	64	55	35	123	105	140
55		1950...	72	88	38	156	151	159
56	Landlord-tenant operations containing multiple units:							
57	All subunits including home farm.....number	1954...	92	101	53	255	176	332
58		1950...	86	108	57	212	218	190
59	Land in all subunits including							
60	home farm.....acres	1954...	5,605	7,552	4,698	20,262	22,798	97,443
61		1950...	5,165	7,400	4,543	21,873	25,110	53,521
62	Owned by operator of multiple							
63	unit.....acres	1954...	5,062	6,588	4,200	18,069	19,991	76,882
64		1950...	4,451	6,991	4,180	20,214	21,185	50,167
65	Rented by operator of multiple							
66	unit.....acres	1954...	543	964	498	2,193	2,807	20,561
67		1950...	714	409	363	1,659	3,925	3,354
68	Subunits not included in							
69	multiple units.....operators reporting	1954...	4	13	4	24	18	21
70		1950...	6	16	8	28	22	17
71	number	1954...	6	22	6	111	88	229
72		1950...	13	26	16	67	96	80
73	Share tenants.....number	1954...	6	13	6	25	31	97
74		1950...	7	6	6	28	29	28
75	Other tenants, not croppers nor share							
76	tenants.....number	1954...	...	9	...	86	57	132
77		1950...	6	20	10	39	67	52
78	Land in subunits not included in multiple							
79	units.....acres	1954...	89	839	137	1,111	3,074	5,020
80		1950...	268	543	268	1,822	1,721	1,903

MULTIPLE-UNIT OPERATIONS

Economic Area Table 2.—MULTIPLE-UNIT OPERATIONS, BY COLOR AND

Item (For definitions and explanations, see text)	The State											
	All operators			Color and tenure of operator								
				Full owners			Part owners			Managers		
	Total	White	Non-white	Total	White	Non-white	Total	White	Non-white	Total	White	Non-white
1 Multiple-unit operations.....number 1954...	11,569	10,790	779	7,567	7,106	461	3,355	3,106	249	102	101	1
2 1950...	13,739	12,875	864	9,607	9,091	516	3,228	2,983	245	150	144	6
3 Subunits in multiple-unit operations.....total number 1954...	34,106	32,254	1,852	20,855	19,793	1,062	11,263	10,634	629	452	449	3
4 1950...	41,361	39,249	2,112	27,166	25,927	1,239	11,248	10,626	622	810	789	21
5 Home farms.....number 1954...	11,149	10,372	777	7,158	6,699	459	3,347	3,098	249	102	101	1
6 1950...	12,799	11,944	855	8,722	8,214	508	3,200	2,955	245	140	134	6
7 Cropper farms.....number 1954...	22,957	21,882	1,075	13,697	13,094	603	7,916	7,536	380	390	348	2
8 1950...	28,562	27,305	1,257	18,444	17,713	731	8,048	7,671	377	670	655	15
9 Land in multiple-unit operations.....total acres 1954...	3,358,382	3,254,149	104,233	1,838,041	1,784,275	53,766	1,259,961	1,219,298	40,663	135,321	133,446	1,875
10 1950...	3,803,830	3,676,134	127,696	2,263,133	2,194,531	68,602	1,218,512	1,174,687	43,825	160,815	158,232	2,583
11 Home farms.....acres 1954...	2,833,890	2,746,586	87,304	1,514,764	1,470,088	44,676	1,085,409	1,051,440	33,969	127,997	126,132	1,865
12 1950...	2,999,075	2,897,512	101,563	1,739,194	1,685,045	54,149	998,415	962,774	35,641	135,465	133,300	2,165
13 Cropper farms.....acres 1954...	524,492	507,563	16,929	323,277	314,187	9,090	174,552	167,858	6,694	7,324	7,314	10
14 1950...	804,755	778,622	26,133	523,939	509,486	14,453	220,097	211,913	8,184	25,350	24,932	418
15 Cropland harvested.....total acres 1954...	1,166,358	1,125,939	40,419	582,878	563,997	18,881	499,932	482,373	17,559	31,019	30,712	307
16 1949...	1,389,242	1,334,257	54,985	793,831	766,031	27,800	479,605	459,957	19,648	42,324	41,694	630
17 Corn harvested for grain.....multiple units reporting 1954...	10,505	9,794	711	6,825	6,412	413	3,089	2,856	233	97	96	1
18 1949...	13,195	12,348	847	9,208	8,704	504	3,124	2,884	240	144	138	6
19 subunits reporting 1954...	23,349	22,020	1,329	14,190	13,458	732	7,776	7,300	476	323	321	2
20 1949...	32,400	30,617	1,783	21,229	20,189	1,040	8,835	8,318	517	661	642	19
21 acres 1954...	280,089	267,356	12,733	153,883	147,637	6,246	107,092	101,873	5,219	5,703	5,588	115
22 1949...	397,082	378,929	18,153	239,104	229,568	9,536	128,647	122,647	6,000	9,104	8,948	156
23 bushels 1954...	2,799,012	2,696,158	102,854	1,495,419	1,442,635	52,784	1,109,723	1,069,212	40,511	60,478	57,928	2,550
24 1949...	7,708,310	7,416,796	291,514	4,662,823	4,502,465	160,358	2,492,385	2,401,926	90,459	166,678	162,555	4,123
25 Cotton harvested.....multiple units reporting 1954...	10,671	9,925	746	6,800	6,367	433	3,243	2,998	245	99	98	1
26 1949...	12,531	11,701	830	8,577	8,091	486	3,091	2,849	242	141	135	6
27 subunits reporting 1954...	24,434	22,994	1,440	13,884	13,116	768	8,987	8,454	533	365	364	1
28 1949...	30,922	29,155	1,767	19,305	18,317	988	9,179	8,634	545	683	664	19
29 acres 1954...	315,885	303,524	12,361	153,793	148,330	5,463	138,377	132,766	5,611	7,478	7,438	40
30 1949...	454,819	434,654	20,165	250,164	240,283	9,881	162,547	155,219	7,328	14,052	13,800	252
31 bales 1954...	197,595	190,624	6,971	94,527	91,372	3,155	87,851	84,748	3,103	4,786	4,746	40
32 1949...	224,870	216,375	8,495	122,413	118,577	3,836	80,767	77,447	3,320	7,749	7,614	135
33 Tobacco harvested.....multiple units reporting 1954...	5,166	4,746	420	3,465	3,200	265	1,387	1,254	133	30	30	...
34 1949...	5,268	4,850	418	3,810	3,562	248	1,089	963	126	48	47	1
35 subunits reporting 1954...	11,926	11,157	769	7,472	7,003	469	3,732	3,472	260	87	87	...
36 1949...	12,110	11,306	804	8,457	8,002	455	2,743	2,493	250	175	172	3
37 acres 1954...	41,489	39,586	1,903	26,237	25,132	1,105	12,726	12,035	691	341	341	...
38 1949...	38,324	36,292	2,032	26,673	25,450	1,223	8,887	8,327	560	589	586	3
39 pounds 1954...	45,024,363	43,343,022	1,681,341	28,642,608	27,674,452	968,156	13,662,347	13,041,370	620,977	375,480	375,480	...
40 1949...	46,451,002	44,480,132	1,970,870	32,822,293	31,707,653	1,114,640	10,270,319	9,665,806	604,513	692,007	689,507	2,500
41 Peanuts harvested for picking or threshing.....multiple units reporting 1954...	267	232	35	155	139	16	91	78	13	6	6	...
42 1949...	369	336	33	233	211	22	119	110	9	3	3	...
43 subunits reporting 1954...	370	322	48	210	190	20	131	111	20	10	10	...
44 1949...	582	536	46	350	317	33	209	198	11	5	5	...
45 acres 1954...	3,020	2,858	162	1,004	951	53	1,493	1,422	71	374	374	...
46 1949...	4,686	4,508	178	2,317	2,194	123	2,221	2,173	48	69	69	...
47 pounds 1954...	1,913,223	1,828,028	85,195	618,803	580,813	37,990	1,033,281	1,003,176	30,105	192,700	192,700	...
48 1949...	3,275,854	3,163,489	112,365	1,541,002	1,469,862	71,140	1,638,157	1,601,347	36,810	48,300	48,300	...
49 Horses and/or mules.....multiple units reporting 1954...	9,990	9,246	744	6,473	6,034	439	2,952	2,714	238	91	91	...
50 1950...	12,346	11,556	790	8,599	8,123	476	2,946	2,723	223	127	123	4
51 number 1954...	31,590	29,829	1,761	18,671	17,717	954	10,984	10,345	639	578	578	...
52 1950...	44,812	42,575	2,237	28,554	27,287	1,267	12,953	12,253	700	1,081	1,063	18
53 Landlord-tenant operations containing multiple units: All subunits including home farm.....number 1954...	42,277	40,107	2,170	25,805	24,549	1,256	13,995	13,255	740	712	709	3
54 1950...	51,007	48,467	2,540	33,280	31,802	1,478	13,983	13,221	762	1,348	1,291	57
55 Land in all subunits including home farm.....acres 1954...	3,601,652	3,491,222	110,430	1,984,232	1,927,238	56,994	1,345,583	1,302,144	43,439	142,417	140,542	1,875
56 1950...	4,192,432	4,051,214	141,218	2,510,196	2,433,640	76,556	1,324,424	1,276,291	48,133	187,209	183,741	3,468
57 Owned by operator of multiple unit.....acres 1954...	3,019,437	2,932,362	87,075	1,984,232	1,927,238	56,994	920,701	892,495	28,206	114,504	112,629	1,875
58 1950...	3,562,405	3,452,869	109,536	2,510,196	2,433,640	76,556	907,220	877,235	29,985	144,989	141,994	2,995
59 Rented by operator of multiple unit.....acres 1954...	582,215	558,860	23,355	424,882	409,649	15,233	27,913	27,913	...
60 1950...	630,027	598,345	31,682	417,204	399,056	18,148	42,220	41,747	473
61 Subunits not included in multiple units.....operators reporting 1954...	3,459	3,264	195	2,220	2,097	123	1,062	998	64	51	51	...
62 1950...	4,262	4,033	229	2,916	2,779	137	1,120	1,044	76	82	77	5
63 number 1954...	8,171	7,853	318	4,950	4,756	194	2,732	2,621	111	260	260	...
64 1950...	9,646	9,218	428	6,114	5,875	239	2,735	2,595	140	538	502	36
65 Share tenants.....number 1954...	5,046	4,882	164	2,945	2,847	98	1,803	1,742	61	142	142	...
66 1950...	5,661	5,471	190	3,559	3,453	106	1,699	1,626	73	266	262	4
67 Other tenants, not croppers nor share tenants.....number 1954...	3,125	2,971	154	2,005	1,909	96	929	879	50	118	118	...
68 1950...	3,985	3,747	238	2,555	2,422	133	1,036	969	67	272	240	32
69 Land in subunits not included in multiple units.....acres 1954...	243,270	237,073	6,197	146,191	142,963	3,228	85,622	82,846	2,776	7,096	7,096	...
70 1950...	388,602	375,080	13,522	247,063	239,109	7,954	105,912	101,604	4,308	26,394	25,509	885

Z Reported in small fractions.

TENURE OF OPERATOR: CENSUSES OF 1954 AND 1950

The State--Continued			Area 1														
Color and tenure of operator--Con.			All operators			Color and tenure of operator											
						Full owners			Part owners			Managers			Tenants		
Tenants			Total	White	Non-white	Total	White	Non-white	Total	White	Non-white	Total	White	Non-white	Total	White	Non-white
Total	White	Non-white															
545	477	68	381	377	4	294	291	3	73	72	1	3	3	...	11	11	...
754	657	97	443	434	9	365	358	7	58	56	2	4	4	...	16	16	...
1,536	1,378	158	947	937	10	707	700	7	198	195	3	20	20	...	22	22	...
2,137	1,907	230	1,097	1,078	19	860	846	14	167	162	5	24	24	...	46	46	...
542	474	68	373	369	4	286	283	3	73	72	1	3	3	...	11	11	...
737	641	96	410	401	9	333	326	7	57	55	2	4	4	...	16	16	...
994	904	90	574	568	6	421	417	4	125	123	2	17	17	...	11	11	...
1,400	1,266	134	687	677	10	527	520	7	110	107	3	20	20	...	30	30	...
125,059	117,130	7,929	93,108	92,707	401	61,375	61,149	226	17,072	16,897	175	13,248	13,248	...	1,413	1,413	...
161,370	148,684	12,686	86,565	85,748	817	62,139	61,655	484	17,441	17,108	333	2,673	2,673	...	4,312	4,312	...
105,720	98,926	6,794	76,988	76,674	314	48,925	48,735	190	14,058	13,934	124	12,894	12,894	...	1,111	1,111	...
126,001	116,393	9,608	62,862	62,607	655	44,026	43,667	359	12,911	12,615	296	2,303	2,303	...	3,622	3,622	...
19,339	18,204	1,135	16,120	16,033	87	12,450	12,414	36	3,014	2,963	51	354	354	...	302	302	...
35,369	32,291	3,078	23,703	23,541	162	18,113	17,988	125	4,530	4,493	37	370	370	...	690	690	...
52,529	48,857	3,672	21,520	21,384	136	13,532	13,465	67	5,886	5,817	69	1,660	1,660	...	442	442	...
73,482	66,575	6,907	25,735	25,483	252	18,533	18,337	196	4,749	4,693	56	1,260	1,260	...	1,193	1,193	...
494	430	64	345	341	4	266	263	3	65	64	1	3	3	...	11	11	...
719	622	97	422	413	9	346	339	7	56	54	2	4	4	...	16	16	...
1,060	941	119	655	647	8	484	479	5	137	134	3	15	15	...	19	19	...
1,675	1,468	207	843	826	17	655	642	13	129	125	4	23	23	...	36	36	...
13,411	12,258	1,153	5,592	5,564	28	3,590	3,571	19	1,262	1,253	9	588	588	...	152	152	...
20,227	17,766	2,461	7,284	7,212	72	5,523	5,469	54	1,212	1,194	18	286	286	...	263	263	...
133,392	126,383	7,009	64,555	64,287	268	43,289	43,111	178	16,002	15,912	90	3,626	3,626	...	1,638	1,638	...
386,424	349,850	36,574	132,397	130,905	1,492	100,370	99,098	1,272	20,569	20,349	220	6,835	6,835	...	4,623	4,623	...
529	462	67	298	294	4	218	215	3	68	67	1	3	3	...	9	9	...
722	626	96	373	364	9	306	299	7	52	50	2	3	3	...	12	12	...
1,198	1,060	138	570	563	7	395	391	4	143	140	3	16	16	...	16	16	...
1,755	1,540	215	726	715	11	556	548	8	119	116	3	21	21	...	30	30	...
16,237	14,990	1,247	4,972	4,925	47	3,205	3,187	18	1,472	1,428	29	204	204	...	106	106	...
28,056	25,352	2,704	7,705	7,617	88	5,694	5,625	69	1,472	1,453	19	221	221	...	318	318	...
10,431	9,758	673	2,847	2,818	29	1,821	1,812	9	853	833	20	110	110	...	63	63	...
13,941	12,737	1,204	3,190	3,165	25	2,376	2,356	20	615	610	5	91	91	...	108	108	...
284	262	22	2	1	1	2	1	1
321	278	43	11	11	...	7	7	...	2	2	2	2	...
635	595	40	3	2	1	3	2	1
735	639	96	12	12	...	9	9	...	1	1	2	2	...
2,185	2,078	107	6	4	2	6	4	2
2,175	1,929	246	6	6	...	5	5	...	1	1	(2)	(2)	...
2,343,928	2,251,720	92,208	2,750	1,750	1,000	2,750	1,750	1,000
2,666,383	2,417,166	249,217	6,239	6,239	...	4,919	4,919	...	890	890	430	430	...
15	9	6
14	12	2	2	2	...	2	2
19	11	8
18	16	2	2	2	...	2	2
149	111	38
79	72	7	5	5	...	5	5
68,439	51,339	17,100
48,395	43,980	4,415	1,700	1,700	...	1,700	1,700
474	407	67	334	330	4	251	248	3	69	68	1	3	3	...	11	11	...
674	587	87	409	401	8	338	332	6	53	51	2	3	3	...	15	15	...
1,357	1,189	168	885	876	9	621	616	5	212	208	4	31	31	...	21	21	...
2,224	1,972	252	1,278	1,258	20	975	961	14	215	209	6	40	40	...	48	48	...
1,765	1,594	171	1,108	1,098	10	832	825	7	214	211	3	39	39	...	23	23	...
2,396	2,153	243	1,283	1,264	19	989	975	14	201	196	5	39	39	...	54	54	...
129,420	121,298	8,122	99,572	99,171	401	66,554	66,328	226	17,925	17,750	175	13,671	13,671	...	1,422	1,422	...
170,603	157,542	13,061	97,326	96,509	817	69,803	69,319	484	19,468	19,135	333	3,530	3,530	...	4,525	4,525	...
...	82,287	81,894	393	66,554	66,328	226	12,793	12,626	167	2,940	2,940
...	85,325	84,702	623	69,803	69,319	484	12,327	12,188	139	3,195	3,195
129,420	121,298	8,122	17,285	17,277	8	5,132	5,124	8	10,731	10,731	...	1,422	1,422	...
170,603	157,542	13,061	12,001	11,807	194	7,141	6,947	194	335	335	...	4,525	4,525	...
126	118	8	95	95	...	79	79	...	13	13	...	2	2	...	1	1	...
144	133	11	102	102	...	82	82	...	12	12	...	2	2	...	6	6	...
229	216	13	161	161	...	125	125	...	16	16	...	19	19	...	1	1	...
259	246	13	186	186	...	129	129	...	34	34	...	15	15	...	8	8	...
156	151	5	96	96	...	84	84	...	9	9	...	2	2	...	1	1	...
137	130	7	110	110	...	80	80	...	22	22	...	4	4	...	4	4	...
73	65	8	65	65	...	41	41	...	7	7	...	17	17
122	116	6	76	76	...	49	49	...	12	12	...	11	11	...	4	4	...
4,361	4,168	193	6,464	6,464	...	5,179	5,179	...	853	853	...	423	423	...	9	9	...
9,233	8,858	375	10,761	10,761	...	7,664	7,664	...	2,027	2,027	...	857	857	...	213	213	...

MULTIPLE-UNIT OPERATIONS

Economic Area Table 2.—MULTIPLE-UNIT OPERATIONS, BY COLOR AND

Item (For definitions and explanations, see text)	Area 2											
	All operators			Color and tenure of operator								
	Total	White	Non-white	Full owners			Part owners			Managers		
				Total	White	Non-white	Total	White	Non-white	Total	White	Non-white
1 Multiple-unit operations.....number 1954...	1,712	1,654	58	1,161	1,130	31	478	458	20	22	22	...
2 1950...	2,363	2,307	56	1,712	1,684	28	507	491	16	27	26	1
3 Subunits in multiple-unit operations.....total number 1954...	4,875	4,744	131	3,125	3,054	71	1,536	1,490	46	91	91	...
4 1950...	6,884	6,753	131	4,754	4,691	63	1,696	1,657	39	153	150	3
5 Home farms.....number 1954...	1,667	1,609	58	1,118	1,087	31	477	457	20	22	22	...
6 1950...	2,230	2,175	55	1,587	1,560	27	502	486	16	26	25	1
7 Cropper farms.....number 1954...	3,208	3,135	73	2,007	1,967	40	1,059	1,033	26	69	69	...
8 1950...	4,654	4,578	76	3,167	3,131	36	1,194	1,171	23	127	125	2
9 Land in multiple-unit operations...total acres 1954...	460,120	452,269	7,851	274,542	270,753	3,789	148,946	145,530	3,416	26,617	26,617	...
10 1950...	549,878	542,428	7,450	351,330	348,195	3,135	147,898	145,111	2,787	32,987	32,713	274
11 Home farms.....acres 1954...	382,639	376,357	6,282	224,203	221,418	2,785	124,663	121,721	2,942	25,127	25,127	...
12 1950...	412,623	407,129	5,494	253,392	251,256	2,096	116,662	114,417	2,245	29,372	29,158	214
13 Cropper farms.....acres 1954...	77,481	75,912	1,569	50,339	49,335	1,004	24,283	23,809	474	1,490	1,490	...
14 1950...	137,255	135,299	1,956	97,978	96,939	1,039	31,236	30,694	542	3,615	3,555	60
15 Cropland harvested.....total acres 1954...	163,871	160,772	3,099	88,920	87,604	1,316	64,254	62,773	1,481	7,433	7,433	...
16 1949...	228,874	225,780	3,094	144,164	143,027	1,137	64,813	63,675	1,138	11,102	10,935	167
17 Corn harvested for grain.....multiple units reporting 1954...	1,401	1,358	43	937	915	22	401	386	15	18	18	...
18 1949...	2,196	2,140	56	1,592	1,564	28	472	456	16	25	24	1
19 subunits reporting 1954...	2,777	2,710	67	1,750	1,717	33	890	867	23	57	57	...
20 1949...	4,833	4,727	106	3,338	3,289	49	1,176	1,145	31	108	105	3
21 acres 1954...	22,404	21,990	414	13,302	13,086	216	7,639	7,509	130	822	822	...
22 1949...	42,139	41,417	722	27,796	27,495	301	10,781	10,550	231	1,674	1,641	33
23 bushels 1954...	227,843	223,980	3,863	126,387	124,339	2,048	83,129	81,787	1,342	12,990	12,990	...
24 1949...	812,351	800,919	11,432	532,953	528,807	4,146	210,660	206,515	4,145	36,383	35,283	1,100
25 Cotton harvested.....multiple units reporting 1954...	1,603	1,547	56	1,066	1,036	30	465	446	19	22	22	...
26 1949...	2,186	2,133	53	1,556	1,531	25	491	475	16	26	25	1
27 subunits reporting 1954...	3,523	3,420	103	2,123	2,075	48	1,229	1,188	41	74	74	...
28 1949...	5,085	4,982	103	3,390	3,344	46	1,353	1,321	32	120	117	3
29 acres 1954...	44,894	43,847	1,047	25,237	24,826	411	17,517	16,995	522	1,072	1,072	...
30 1949...	74,688	73,387	1,301	47,696	47,227	469	21,365	20,817	548	2,306	2,278	28
31 bales 1954...	24,561	24,078	483	13,729	13,525	204	9,709	9,493	216	557	557	...
32 1949...	35,923	35,415	508	22,623	22,447	176	10,671	10,444	227	1,221	1,203	18
33 Tobacco harvested.....multiple units reporting 1954...	6	6	6	6
34 1949...	6	6	...	5	5	...	1	1
35 subunits reporting 1954...	8	8	8	8
36 1949...	6	6	...	5	5	...	1	1
37 acres 1954...	12	12	12	12
38 1949...	2	2	...	2	2	...	(2)	(2)
39 pounds 1954...	6,866	6,866	6,866	6,866
40 1949...	2,561	2,561	...	2,175	2,175	...	386	386
41 Peanuts harvested for picking or threshing.....multiple units reporting 1954...	3	3	...	3	3
42 1949...	11	10	1	7	6	1	4	4
43 subunits reporting 1954...	3	3	...	3	3
44 1949...	17	16	1	9	8	1	8	8
45 acres 1954...	5	5	...	5	5
46 1949...	25	25	(2)	19	19	(2)	6	6
47 pounds 1954...	1,940	1,940	...	1,940	1,940
48 1949...	19,167	19,067	100	17,257	17,157	100	1,910	1,910
49 Horses and/or mules...multiple units reporting 1954...	1,427	1,374	53	953	924	29	406	389	17	19	19	...
50 1950...	2,117	2,066	51	1,536	1,509	27	456	443	13	23	22	1
51 number 1954...	4,334	4,202	132	2,762	2,691	71	1,346	1,308	38	110	110	...
52 1950...	7,561	7,427	134	5,163	5,099	64	1,874	1,831	43	246	244	2
53 Landlord-tenant operations containing multiple units: All subunits including home farm.....number 1954...	5,497	5,356	141	3,604	3,525	79	1,665	1,617	48	101	101	...
54 1950...	7,866	7,722	144	5,510	5,444	66	1,893	1,847	46	174	168	6
55 Land in all subunits including home farm.....acres 1954...	480,173	472,215	7,958	290,489	286,597	3,892	152,832	149,412	3,420	26,809	26,809	...
56 1950...	595,183	587,326	7,857	386,582	383,392	3,190	156,509	153,421	3,088	34,118	33,793	325
57 Owned by operator of multiple unit...acres 1954...	423,340	417,451	5,889	290,489	286,597	3,892	107,359	105,362	1,997	25,492	25,492	...
58 1950...	520,049	514,201	5,848	386,582	383,392	3,190	108,985	106,652	2,333	24,482	24,157	325
59 Rented by operator of multiple unit.....acres 1954...	56,833	54,764	2,069	45,473	44,050	1,423	1,317	1,317	...
60 1950...	75,134	73,125	2,009	47,524	46,769	755	9,636	9,636	...
61 Subunits not included in multiple units.....operators reporting 1954...	377	370	7	286	281	5	82	80	2	5	5	...
62 1950...	547	540	7	417	416	1	111	106	5	11	10	1
63 number 1954...	622	612	10	479	471	8	129	127	2	10	10	...
64 1950...	962	969	13	756	753	3	197	190	7	21	18	3
65 Share tenants.....number 1954...	340	337	3	253	251	2	80	79	1	7	7	...
66 1950...	629	621	8	489	487	2	119	115	4	16	14	2
67 Other tenants, not croppers nor share tenants.....number 1954...	282	275	7	226	220	6	49	48	1	3	3	...
68 1950...	353	348	5	267	266	1	78	75	3	5	4	1
69 Land in subunits not included in multiple units.....acres 1954...	20,053	19,946	107	15,947	15,844	103	3,886	3,882	4	192	192	...
70 1950...	45,305	44,898	407	35,252	35,197	55	8,611	8,310	301	1,131	1,080	51

Z Reported in small fractions.

TENURE OF OPERATOR: CENSUSES OF 1954 AND 1950—Continued

Area 2—Continued			Area 3															
Color and tenure of operator—Con.			All operators			Color and tenure of operator												
Tenants						Full owners			Part owners			Managers			Tenants			
Total	White	Non-white	Total	White	Non-white	Total	White	Non-white	Total	White	Non-white	Total	White	Non-white	Total	White	Non-white	
51	44	7	1,111	1,049	62	746	706	40	322	306	16	7	7	...	36	30	6	1
117	106	11	1,403	1,303	100	1,038	965	73	263	248	15	27	27	...	75	63	12	2
123	109	14	3,312	3,153	159	2,104	2,009	95	1,066	1,016	50	48	48	...	94	80	14	3
281	255	26	4,235	3,984	251	2,925	2,752	173	948	900	48	167	167	...	195	165	30	4
50	43	7	1,075	1,014	61	711	672	39	321	305	16	7	7	...	36	30	6	5
115	104	11	1,306	1,206	100	947	874	73	263	248	15	24	24	...	72	60	12	6
73	66	7	2,237	2,139	98	1,393	1,337	56	745	711	34	41	41	...	58	50	8	7
166	151	15	2,929	2,778	151	1,978	1,878	100	685	652	33	143	143	...	123	105	18	8
10,015	9,369	646	338,327	326,636	11,689	200,487	194,181	6,306	122,225	118,485	3,740	5,741	5,741	...	9,872	8,229	1,643	9
17,663	16,409	1,254	409,375	391,495	17,882	263,250	251,499	11,751	102,383	98,846	3,537	27,154	27,154	...	16,590	13,996	2,594	10
8,646	8,091	555	282,983	273,611	9,372	164,180	159,299	4,881	105,457	102,414	3,043	4,556	4,556	...	8,790	7,342	1,448	11
13,237	12,298	939	314,087	300,102	13,985	199,100	189,264	9,836	82,985	80,508	2,477	18,651	18,651	...	13,351	11,679	1,672	12
1,369	1,278	91	55,342	53,025	2,317	36,307	34,882	1,425	16,768	16,071	697	1,185	1,185	...	1,082	887	195	13
4,426	4,111	315	95,290	91,393	3,897	64,150	62,235	1,915	19,398	18,338	1,060	8,503	8,503	...	3,239	2,317	922	14
3,264	2,962	302	95,246	91,661	3,585	53,603	51,679	1,924	36,842	35,587	1,255	1,977	1,977	...	2,824	2,418	406	15
8,795	8,143	652	127,900	121,769	6,131	81,090	76,933	4,157	33,318	31,991	1,327	7,756	7,756	...	5,736	5,089	647	16
45	39	6	930	881	49	617	586	31	278	265	13	7	7	...	28	23	5	17
107	96	11	1,318	1,222	96	967	898	69	254	239	15	27	27	...	70	58	12	18
80	69	11	2,039	1,935	104	1,292	1,234	58	660	623	37	39	39	...	48	39	9	19
211	188	23	3,223	3,010	213	2,205	2,061	144	727	683	44	143	143	...	148	123	25	20
641	573	68	15,965	15,203	762	9,945	9,524	421	5,381	5,096	285	329	329	...	310	254	56	21
1,888	1,731	157	28,867	27,149	1,718	19,301	18,173	1,128	6,753	6,349	404	1,569	1,569	...	1,244	1,058	186	22
5,337	4,864	473	136,229	131,643	4,586	81,662	79,302	2,360	49,703	47,872	1,831	2,121	2,121	...	2,743	2,348	395	23
32,355	30,314	2,041	535,828	507,411	28,417	352,107	333,201	18,906	132,856	126,291	6,565	27,745	27,745	...	23,120	20,174	2,946	24
50	43	7	1,057	999	58	697	661	36	318	302	16	7	7	...	35	29	6	25
113	102	11	1,361	1,264	97	1,006	935	71	258	243	15	26	26	...	71	60	11	26
97	83	14	2,466	2,335	131	1,479	1,404	75	872	828	44	44	44	...	71	59	12	27
222	200	22	3,417	3,191	226	2,285	2,132	153	819	771	48	151	151	...	162	137	25	28
1,068	954	114	30,023	28,652	1,371	17,170	16,407	763	11,363	10,878	485	669	669	...	821	698	123	29
3,321	3,065	256	47,358	44,776	2,582	29,197	27,584	1,613	13,242	12,575	667	2,799	2,799	...	2,120	1,818	302	30
566	503	63	16,668	15,950	718	9,466	9,071	395	6,372	6,109	263	394	394	...	436	376	60	31
1,408	1,321	87	27,631	26,410	1,221	16,557	15,814	743	7,849	7,491	358	1,753	1,753	...	1,472	1,352	120	32
...	2	2	...	2	2	33
...	4	4	...	4	4	34
...	2	2	...	2	2	35
...	4	4	...	4	4	36
...	2	2	...	2	2	37
...	8	8	...	8	8	38
...	1,800	1,800	...	1,800	1,800	39
...	7,900	7,900	...	7,900	7,900	40
...	5	4	1	1	1	...	4	3	1	41
...	7	6	1	6	5	1	1	1	42
...	8	7	1	3	3	...	5	4	1	43
...	8	7	1	7	6	1	1	1	44
...	6	5	1	2	2	...	4	3	1	45
...	6	5	1	5	4	1	1	1	46
...	2,100	1,640	460	196	196	...	1,904	1,444	460	47
...	2,190	1,990	200	1,630	1,430	200	560	560	48
49	42	7	973	913	60	656	618	38	277	261	16	7	7	...	33	27	6	49
102	92	10	1,260	1,165	95	926	858	68	241	226	15	24	24	...	69	57	12	50
116	93	23	3,311	3,140	171	2,118	2,022	96	1,026	968	58	70	70	...	97	80	17	51
278	253	25	4,898	4,588	310	3,369	3,152	217	1,141	1,077	64	172	172	...	216	187	29	52
127	113	14	3,790	3,618	172	2,431	2,330	101	1,203	1,146	57	55	55	...	101	87	14	53
289	263	26	4,868	4,597	271	3,336	3,147	189	1,076	1,024	52	228	228	...	228	198	30	54
10,043	9,397	646	359,560	347,168	12,392	214,792	208,387	6,405	128,649	124,305	4,344	6,147	6,147	...	9,972	8,329	1,643	55
17,974	16,720	1,254	444,968	426,820	18,148	286,580	274,601	11,979	107,240	103,665	3,575	32,029	32,029	...	19,119	16,525	2,594	56
...	310,250	301,678	8,572	214,792	208,387	6,405	90,773	88,606	2,167	4,685	4,685	57
...	389,713	375,816	13,897	286,580	274,601	11,979	75,339	73,421	1,918	27,794	27,794	58
10,043	9,397	646	49,310	45,490	3,820	37,876	35,699	2,177	1,462	1,462	...	9,972	8,329	1,643	59
17,974	16,720	1,254	55,255	51,004	4,251	31,901	30,244	1,657	4,235	4,235	...	19,119	16,525	2,594	60
4	4	...	245	238	7	180	176	4	58	55	3	3	3	...	4	4	...	61
8	8	...	340	327	13	241	231	10	69	66	3	14	14	...	16	16	...	62
4	4	...	478	465	13	327	321	6	137	130	7	7	7	...	7	7	...	63
8	8	...	633	613	20	411	395	16	128	124	4	61	61	...	33	33	...	64
...	238	232	6	166	163	3	63	60	3	5	5	...	4	4	...	65
5	5	...	361	352	9	236	231	5	81	77	4	26	26	...	18	18	...	66
4	4	...	240	233	7	161	158	3	74	70	4	2	2	...	3	3	...	67
3	3	...	272	261	11	175	164	11	47	47	...	35	35	...	15	15	...	68
28	28	...	21,235	20,532	703	14,305	14,206	99	6,424	5,820	604	406	406	...	100	100	...	69
311	311	...	35,591	35,325	266	23,330	23,102	228	4,857	4,819	38	4,875	4,875	...	2,529	2,529	...	70

MULTIPLE-UNIT OPERATIONS

Economic Area Table 2.—MULTIPLE-UNIT OPERATIONS, BY COLOR AND

Item (For definitions and explanations, see text)		Area 4											
		All operators			Color and tenure of operator								
		Total	White	Non-white	Full owners			Part owners			Managers		
					Total	White	Non-white	Total	White	Non-white	Total	White	Non-white
1	Multiple-unit operations.....number 1954...	894	837	57	550	520	30	300	281	19	4	4	...
2	1950...	1,216	1,153	63	833	797	36	323	300	23	8	8	...
3	Subunits in multiple-unit operations.....total number 1954...	2,576	2,441	135	1,504	1,441	63	935	884	51	25	25	...
4	1950...	3,600	3,455	145	2,288	2,206	82	1,099	1,047	52	63	63	...
5	Home farms.....number 1954...	876	819	57	534	504	30	299	280	19	4	4	...
6	1950...	1,173	1,110	63	794	758	36	322	299	23	6	6	...
7	Cropper farms.....number 1954...	1,700	1,622	78	970	937	33	636	604	32	21	21	...
8	1950...	2,427	2,345	82	1,494	1,448	46	777	748	29	57	57	...
9	Land in multiple-unit operations....total acres 1954...	318,218	308,390	9,828	175,863	171,810	4,053	126,054	121,109	4,945	5,647	5,647	...
10	1950...	437,208	423,902	13,306	270,508	264,327	6,181	142,222	135,674	6,548	11,775	11,775	...
11	Home farms.....acres 1954...	283,538	275,150	8,388	157,348	153,706	3,642	111,991	107,995	3,996	5,264	5,264	...
12	1950...	376,775	365,163	11,612	234,648	229,251	5,397	121,612	115,730	5,882	9,944	9,944	...
13	Cropper farms.....acres 1954...	34,680	33,240	1,440	18,515	18,104	411	14,063	13,114	949	383	383	...
14	1950...	60,433	58,739	1,694	35,860	35,076	784	20,610	19,944	666	1,831	1,831	...
15	Cropland harvested.....total acres 1954...	89,633	87,022	2,611	44,797	43,996	801	39,493	37,971	1,522	1,562	1,562	...
16	1949...	127,210	122,339	4,871	73,359	71,208	2,151	46,142	43,775	2,367	1,787	1,787	...
17	Corn harvested for grain.....multiple units reporting 1954...	857	805	52	527	501	26	291	272	19	4	4	...
18	1949...	1,180	1,118	62	805	770	35	318	295	23	8	8	...
19	subunits reporting 1954...	1,872	1,782	90	1,077	1,038	39	701	661	40	19	19	...
20	1949...	2,866	2,741	125	1,796	1,726	70	888	844	44	57	57	...
21	acres 1954...	18,910	18,177	733	10,394	10,144	250	7,634	7,229	405	169	169	...
22	1949...	32,799	31,543	1,256	19,881	19,295	586	11,112	10,577	535	489	489	...
23	bushels 1954...	219,119	213,237	5,882	113,216	111,242	1,974	95,816	92,650	3,166	2,425	2,425	...
24	1949...	569,572	551,650	17,922	348,017	339,381	8,636	190,746	183,365	7,381	6,907	6,907	...
25	Cotton harvested.....multiple units reporting 1954...	856	801	55	520	492	28	293	274	19	4	4	...
26	1949...	1,163	1,101	62	790	755	35	316	293	23	8	8	...
27	subunits reporting 1954...	1,913	1,801	112	1,052	1,007	45	746	699	47	23	23	...
28	1949...	2,858	2,735	123	1,763	1,696	67	912	867	45	59	59	...
29	acres 1954...	20,945	20,120	825	10,344	10,097	247	9,208	8,743	465	263	263	...
30	1949...	34,962	33,425	1,537	20,161	19,488	673	12,223	11,495	728	824	824	...
31	bales 1954...	14,486	13,983	503	7,123	6,983	140	6,466	6,156	310	166	166	...
32	1949...	22,613	21,768	845	12,614	12,326	288	8,450	7,988	462	395	395	...
33	Tobacco harvested.....multiple units reporting 1954...	13	13	...	6	6	...	5	5
34	1949...	1	1	...	1	1
35	subunits reporting 1954...	18	18	...	11	11	...	9	9
36	1949...	1	1	...	1	1
37	acres 1954...	41	41	...	19	19	...	18	18
38	1949...	(2)	(2)	...	(2)	(2)
39	pounds 1954...	28,456	28,456	...	11,545	11,545	...	13,911	13,911
40	1949...	118	118	...	118	118
41	Peanuts harvested for picking or threshing.....multiple units reporting 1954...	9	7	2	5	5	...	3	1	2
42	1949...	22	17	5	17	14	3	4	2	2
43	subunits reporting 1954...	15	12	3	8	8	...	6	3	3
44	1949...	25	20	5	20	17	3	4	2	2
45	acres 1954...	15	12	3	10	10	...	4	1	3
46	1949...	19	12	7	15	10	5	2	(2)	2
47	pounds 1954...	3,815	3,420	395	2,290	2,290	...	625	230	395
48	1949...	9,330	7,070	2,260	7,022	5,822	1,200	1,428	368	1,060
49	Horses and/or mules....multiple units reporting 1954...	765	709	56	469	439	30	260	241	19	4	4	...
50	1950...	1,089	1,031	58	739	706	33	295	274	21	7	7	...
51	number 1954...	2,221	2,085	136	1,269	1,212	57	830	771	59	24	24	...
52	1950...	3,764	3,582	182	2,344	2,242	102	1,197	1,125	72	85	85	...
53	Landlord-tenant operations containing multiple units:												
54	All subunits including home farm.....number 1954...	3,186	3,030	156	1,872	1,801	71	1,167	1,103	64	30	30	...
55	1950...	4,418	4,247	171	2,730	2,636	94	1,371	1,305	66	147	147	...
56	Land in all subunits including home farm.....acres 1954...	334,154	323,955	10,199	184,879	180,725	4,154	132,714	127,499	5,215	5,753	5,753	...
57	1950...	472,163	457,653	14,510	286,046	279,373	6,673	156,388	149,128	7,260	16,422	16,422	...
58	Owned by operator of multiple unit.....acres 1954...	285,848	278,738	7,110	184,879	180,725	4,154	96,351	93,395	2,956	4,618	4,618	...
59	1950...	404,475	393,597	10,878	286,046	279,373	6,673	102,908	98,703	4,205	15,521	15,521	...
60	Rented by operator of multiple unit.....acres 1954...	48,306	45,217	3,089	36,363	34,104	2,259	1,135	1,135	...
61	1950...	67,688	64,056	3,632	53,480	50,425	3,055	901	901	...
62	Subunits not included in multiple units.....operators reporting 1954...	198	186	12	133	126	7	60	55	5	2	2	...
63	1950...	346	332	14	230	222	8	102	96	6	6	6	...
64	number 1954...	610	589	21	368	360	8	232	219	13	5	5	...
65	1950...	818	792	26	442	430	12	272	258	14	84	84	...
66	Share tenants.....number 1954...	243	237	6	149	147	2	87	83	4	4	4	...
67	1950...	441	426	15	242	234	8	159	152	7	27	27	...
68	Other tenants, not croppers nor share tenants.....number 1954...	367	352	15	219	213	6	145	136	9	1	1	...
69	1950...	377	366	11	200	196	4	113	106	7	57	57	...
70	Land in subunits not included in multiple units.....acres 1954...	15,936	15,565	371	9,016	8,915	101	6,660	6,390	270	106	106	...
71	1950...	34,955	33,751	1,204	15,538	15,046	492	14,166	13,454	712	4,647	4,647	...

Z Reported in small fractions.

TENURE OF OPERATOR: CENSUSES OF 1954 AND 1950—Continued

Area 4—Continued			Areas 5, A, and B															
Color and tenure of operator—Con.			Color and tenure of operator															
Tenants			All operators			Full owners			Part owners			Managers			Tenants			
Total	White	Non-white	Total	White	Non-white	Total	White	Non-white	Total	White	Non-white	Total	White	Non-white	Total	White	Non-white	
40	32	8	885	827	58	555	530	25	291	264	27	11	11	...	28	22	6	1
52	48	4	1,109	1,051	58	748	717	31	318	296	22	8	7	1	35	31	4	2
112	91	21	2,389	2,256	133	1,484	1,423	61	795	736	59	38	38	...	72	59	13	3
150	139	11	3,214	3,079	135	2,039	1,967	72	1,044	991	53	38	36	2	93	85	8	4
39	31	8	849	791	58	520	495	25	290	263	27	11	11	...	28	22	6	5
51	47	4	1,033	976	57	674	644	30	317	295	22	8	7	1	34	30	4	6
73	60	13	1,540	1,465	75	964	928	36	505	473	32	27	27	...	44	37	7	7
99	92	7	2,181	2,103	78	1,365	1,323	42	727	696	31	30	29	1	59	55	4	8
10,654	9,824	830	345,150	334,088	11,062	203,469	199,404	4,065	120,200	114,541	5,659	13,817	13,817	...	7,664	6,326	1,338	9
12,703	12,126	577	410,980	400,821	10,159	241,863	237,174	4,689	150,910	146,170	4,740	5,661	5,490	211	12,546	12,027	519	10
8,935	8,185	750	295,013	285,045	9,968	171,510	167,893	3,617	104,016	98,920	5,096	12,976	12,976	...	6,511	5,256	1,255	11
10,571	10,238	333	330,919	322,581	8,338	188,937	185,298	3,639	126,451	122,356	4,095	4,874	4,733	141	10,697	10,194	463	12
1,719	1,639	80	50,137	49,043	1,094	31,959	31,511	448	16,184	15,621	563	841	841	...	1,153	1,070	83	13
2,132	1,888	244	80,061	78,240	1,821	52,926	51,876	1,050	24,459	23,814	645	787	717	70	1,889	1,833	56	14
3,781	3,493	288	105,462	101,505	3,957	58,183	56,730	1,453	41,723	39,590	2,133	3,103	3,103	...	2,453	2,082	371	15
5,922	5,569	353	136,773	132,977	3,796	80,323	78,684	1,639	51,031	49,175	1,856	1,998	1,903	95	3,421	3,215	206	16
35	28	7	823	768	55	510	488	22	276	249	27	10	10	...	27	21	6	17
49	45	4	1,062	1,008	54	713	684	29	308	288	20	7	6	1	34	30	4	18
75	64	11	1,696	1,599	97	1,017	981	36	599	547	52	25	25	...	55	46	9	19
125	114	11	2,434	2,332	102	1,566	1,510	56	772	735	37	31	29	2	65	58	7	20
713	635	78	28,665	27,528	1,137	16,368	15,959	409	10,814	10,145	669	657	657	...	826	767	59	21
1,317	1,182	135	40,121	38,896	1,225	24,524	23,913	611	14,124	13,575	549	378	370	8	1,095	1,038	57	22
7,662	6,920	742	274,902	265,938	8,964	148,171	143,481	4,690	110,817	106,882	3,935	7,790	7,790	...	8,124	7,785	339	23
23,902	21,997	1,905	557,942	543,573	14,369	342,501	336,168	6,333	197,918	190,422	7,496	4,675	4,615	60	12,848	12,368	480	24
39	31	8	852	796	56	528	504	24	287	260	27	10	10	...	27	22	5	25
49	45	4	1,058	1,001	57	709	678	31	306	285	21	8	7	1	35	31	4	26
92	72	20	1,830	1,717	113	1,095	1,044	51	641	590	51	33	33	...	61	50	11	27
124	113	11	2,494	2,389	105	1,565	1,510	55	824	783	41	34	32	2	71	64	7	28
1,130	1,017	113	30,420	29,020	1,400	17,310	16,817	493	11,434	10,659	775	803	803	...	873	741	132	29
1,754	1,618	136	45,286	43,911	1,375	27,286	26,722	564	16,090	15,436	654	776	707	69	1,134	1,046	88	30
731	678	53	17,631	16,887	744	10,073	9,771	302	6,502	6,118	384	579	579	...	477	419	58	31
1,154	1,059	95	22,224	21,623	601	13,724	13,494	230	7,521	7,242	279	426	371	55	553	516	37	32
2	2	...	131	120	11	76	72	4	53	47	6	1	1	...	1	...	1	33
...	122	117	5	78	75	3	38	36	2	2	2	...	4	4	...	34
2	2	...	188	174	14	99	94	5	86	79	7	1	1	...	2	...	2	35
...	174	167	7	105	102	3	57	53	4	4	4	...	8	8	...	36
4	4	...	459	432	27	240	227	13	206	193	13	12	12	...	1	...	1	37
...	387	377	10	226	222	4	128	122	6	10	10	...	23	23	...	38
3,000	3,000	...	371,518	352,660	18,858	193,084	184,934	8,150	169,924	159,916	10,008	7,810	7,810	...	700	...	700	39
...	369,042	358,150	10,892	208,366	205,374	2,992	128,780	120,880	7,900	9,296	9,296	...	22,600	22,600	...	40
1	1	...	17	15	2	8	7	1	8	7	1	1	1	41
1	1	...	67	60	7	42	38	4	25	22	3	42
1	1	...	21	19	2	9	8	1	9	8	1	3	3	43
1	1	...	108	99	9	71	66	5	37	33	4	44
1	1	...	228	219	9	92	91	1	111	103	8	25	25	45
2	2	...	1,144	1,086	58	663	639	24	481	447	34	46
900	900	...	81,439	78,239	3,200	28,526	27,826	700	45,213	42,713	2,500	7,700	7,700	47
880	880	...	559,850	516,330	43,520	286,095	273,575	12,520	273,755	242,755	31,000	48
32	25	7	696	642	54	419	396	23	244	219	25	9	9	...	24	18	6	49
48	44	4	944	893	51	629	601	28	278	259	19	4	4	...	33	29	4	50
98	78	20	2,106	1,981	125	1,221	1,170	51	748	686	62	72	72	...	65	53	12	51
138	130	8	3,165	3,046	119	2,021	1,966	55	1,041	985	56	8	8	...	95	87	8	52
117	96	21	3,005	2,848	157	1,874	1,804	70	991	919	72	61	61	...	79	64	15	53
170	159	11	4,087	3,916	171	2,623	2,537	86	1,302	1,229	73	58	55	3	104	95	9	54
10,808	9,978	830	368,193	356,385	11,808	218,052	213,825	4,227	127,956	121,719	6,237	14,399	14,399	...	7,786	6,442	1,344	55
13,307	12,730	577	451,000	439,604	11,396	271,178	265,871	5,307	160,364	155,046	5,318	6,286	6,053	233	13,172	12,634	538	56
...	329,118	320,574	8,544	218,052	213,825	4,227	99,061	94,744	4,317	12,005	12,005	57
...	391,127	381,760	9,367	271,178	265,871	5,307	115,051	110,991	4,060	4,898	4,898	58
10,808	9,978	830	39,075	35,811	3,264	28,895	26,975	1,920	2,394	2,394	...	7,786	6,442	1,344	59
13,307	12,730	577	59,873	57,844	2,029	45,313	44,055	1,258	1,388	1,155	233	13,172	12,634	538	60
3	3	...	300	281	19	183	174	9	105	96	9	6	6	...	6	5	1	61
8	8	...	421	398	23	290	281	9	117	105	12	5	4	1	9	8	1	62
5	5	...	616	592	24	390	381	9	196	183	13	23	23	...	7	5	2	63
20	20	...	873	837	36	584	570	14	258	238	20	20	19	1	11	10	1	64
3	3	...	379	364	15	219	216	3	137	125	12	19	19	...	4	4	...	65
13	13	...	514	494	20	337	330	7	155	143	12	19	18	1	3	3	...	66
2	2	...	237	228	9	171	165	6	59	58	1	4	4	...	3	1	2	67
7	7	...	359	343	16	247	240	7	103	95	8	1	1	...	8	7	1	68
154	154	...	23,043	22,297	746	14,583	14,421	162	7,756	7,178	578	582	582	...	122	116	6	69
604	604	...	40,020	38,783	1,237	29,315	28,697	618	9,454	8,876	578	625	603	22	626	607	19	70

MULTIPLE-UNIT OPERATIONS

Economic Area Table 2.—MULTIPLE-UNIT OPERATIONS, BY COLOR AND

Item (For definitions and explanations, see text)	Area 6											
	All operators			Color and tenure of operator								
	Total	White	Non-white	Full owners			Part owners			Managers		
				Total	White	Non-white	Total	White	Non-white	Total	White	Non-white
1 Multiple-unit operations.....number 1954...	2,906	2,674	232	1,586	1,467	119	1,090	1,006	84	33	33	...
2 1950...	3,365	3,071	294	1,977	1,816	161	1,088	993	95	49	46	3
3 Subunits in multiple-unit operations.....total number 1954...	9,402	8,825	577	4,536	4,252	284	4,138	3,914	224	138	138	...
4 1950...	11,249	10,482	767	6,105	5,691	414	4,100	3,842	258	274	262	12
5 Home farms.....number 1954...	2,778	2,546	232	1,462	1,343	119	1,087	1,003	84	33	33	...
6 1950...	3,103	2,812	291	1,735	1,577	158	1,074	979	95	46	43	3
7 Cropper farms.....number 1954...	6,624	6,279	345	3,074	2,909	165	3,051	2,911	140	105	105	...
8 1950...	8,146	7,670	476	4,370	4,114	256	3,026	2,863	163	228	219	9
9 Land in multiple-unit operations....total acres 1954...	998,717	965,669	33,048	423,424	407,246	16,178	495,047	480,848	14,199	32,627	32,627	...
10 1950...	1,083,341	1,035,135	48,206	522,421	498,528	23,893	468,390	450,787	17,603	37,566	36,888	1,478
11 Home farms.....acres 1954...	847,510	820,049	27,461	348,601	335,007	13,594	428,663	416,924	11,739	30,578	30,578	...
12 1950...	848,913	811,337	37,576	393,513	375,428	18,085	382,097	368,251	13,846	30,774	29,502	1,272
13 Cropper farms.....acres 1954...	151,207	145,620	5,587	74,823	72,239	2,584	66,384	63,924	2,460	2,049	2,049	...
14 1950...	234,428	223,798	10,630	128,908	123,100	5,808	86,293	82,536	3,757	6,792	6,586	206
15 Cropland harvested.....total acres 1954...	452,198	435,990	16,208	178,978	172,285	6,693	235,803	228,131	7,672	11,269	11,269	...
16 1949...	485,391	460,856	24,535	220,867	209,489	11,378	219,217	209,669	9,548	14,741	14,472	269
17 Corn harvested for grain.....multiple units reporting 1954...	2,656	2,437	219	1,441	1,328	113	1,009	931	78	33	33	...
18 1949...	3,228	2,938	290	1,889	1,730	159	1,056	963	93	48	45	3
19 subunits reporting 1954...	6,372	5,951	421	3,089	2,883	206	2,789	2,630	159	100	100	...
20 1949...	8,858	8,209	649	4,776	4,431	345	3,272	3,057	215	229	219	10
21 acres 1954...	101,904	96,680	5,224	46,213	44,002	2,211	47,778	45,445	2,333	1,734	1,734	...
22 1949...	142,163	133,783	8,380	69,136	65,166	3,970	61,496	58,479	3,017	3,292	3,222	70
23 bushels 1954...	968,956	928,574	40,382	421,555	403,456	18,099	470,641	452,390	18,251	16,320	16,320	...
24 1949...	2,728,926	2,607,548	121,378	1,317,047	1,254,642	62,405	1,196,936	1,155,424	41,512	57,956	56,833	1,123
25 Cotton harvested.....multiple units reporting 1954...	2,839	2,611	228	1,533	1,417	116	1,079	996	83	33	33	...
26 1949...	3,286	2,997	289	1,920	1,764	156	1,072	977	95	49	46	3
27 subunits reporting 1954...	7,591	7,109	482	3,446	3,222	224	3,545	3,347	198	113	113	...
28 1949...	9,388	8,703	685	4,887	4,530	357	3,587	3,350	237	245	235	10
29 acres 1954...	134,762	129,676	5,086	51,023	49,059	1,964	71,231	68,767	2,464	3,846	3,846	...
30 1949...	182,085	172,600	9,485	80,548	76,119	4,429	81,602	77,887	3,715	6,416	6,310	106
31 bales 1954...	86,946	84,077	2,869	31,961	30,861	1,100	46,741	45,340	1,401	2,559	2,559	...
32 1949...	88,034	83,968	4,066	38,613	36,844	1,769	39,123	37,460	1,663	3,561	3,521	40
33 Tobacco harvested.....multiple units reporting 1954...	1,491	1,365	126	812	747	65	557	506	51	13	13	...
34 1949...	1,509	1,356	153	931	850	81	437	380	57	23	23	...
35 subunits reporting 1954...	3,438	3,200	238	1,645	1,529	116	1,547	1,443	104	23	23	...
36 1949...	3,434	3,141	293	2,040	1,897	143	1,053	936	117	104	104	...
37 acres 1954...	10,294	9,763	531	4,839	4,610	229	4,686	4,426	260	81	81	...
38 1949...	9,238	8,614	624	5,304	5,025	279	2,992	2,734	258	309	309	...
39 pounds 1954...	10,379,782	9,928,716	451,066	4,809,169	4,627,461	181,708	4,791,076	4,555,826	235,250	89,422	89,422	...
40 1949...	10,848,637	10,209,934	638,703	6,283,392	5,983,839	299,553	3,440,315	3,184,465	255,850	369,606	369,606	...
41 Peanuts harvested for picking or threshing.....multiple units reporting 1954...	121	105	16	52	47	5	55	49	6	4	4	...
42 1949...	144	134	10	76	69	7	58	57	1	3	3	...
43 subunits reporting 1954...	163	140	23	71	65	6	75	65	10	5	5	...
44 1949...	253	233	20	127	111	16	113	111	2	5	5	...
45 acres 1954...	2,295	2,189	106	576	547	29	1,250	1,210	40	342	342	...
46 1949...	2,973	2,882	91	1,298	1,220	78	1,551	1,545	6	69	69	...
47 pounds 1954...	1,474,604	1,421,364	53,240	314,975	298,785	16,190	921,329	900,979	20,350	176,000	176,000	...
48 1949...	2,248,437	2,191,922	56,515	936,548	887,448	49,100	1,238,174	1,235,174	3,000	48,300	48,300	...
49 Horses and/or mules....multiple units reporting 1954...	2,455	2,232	223	1,315	1,201	114	949	869	80	31	31	...
50 1950...	2,998	2,726	272	1,736	1,588	148	999	910	89	44	42	2
51 number 1954...	8,891	8,331	560	4,000	3,736	264	4,247	4,022	225	182	182	...
52 1950...	12,709	11,870	839	6,538	6,112	426	5,005	4,712	293	412	401	11
53 Landlord-tenant operations containing multiple units: All subunits including home farm.....number 1954...	12,101	11,388	713	5,757	5,386	371	5,405	5,142	263	237	237	...
54 1950...	14,094	13,145	949	7,588	7,079	509	5,220	4,911	309	443	403	40
55 Land in all subunits including home farm.....acres 1954...	1,077,591	1,041,988	35,603	457,048	439,341	17,707	535,134	520,093	15,041	35,904	35,904	...
56 1950...	1,191,540	1,137,564	53,976	580,402	553,690	26,712	510,020	490,462	19,558	44,298	42,088	2,210
57 Owned by operator of multiple unit.....acres 1954...	837,298	809,620	27,678	457,048	439,341	17,707	350,926	340,955	9,971	29,324	29,324	...
58 1950...	950,156	910,478	39,678	580,402	553,690	26,712	338,769	327,773	10,996	30,985	29,015	1,970
59 Rented by operator of multiple unit.....acres 1954...	240,293	232,368	7,925	184,208	179,138	5,070	6,580	6,580	...
60 1950...	241,384	227,086	14,298	171,251	162,689	8,562	13,313	13,073	240
61 Subunits not included in multiple units.....operators reporting 1954...	1,028	956	72	514	472	42	438	414	24	20	20	...
62 1950...	1,153	1,061	92	653	599	54	429	399	30	24	22	2
63 number 1954...	2,699	2,563	136	1,221	1,134	87	1,267	1,228	39	99	99	...
64 1950...	2,845	2,663	182	1,483	1,388	95	1,120	1,069	51	169	161	28
65 Share tenants.....number 1954...	1,632	1,562	70	671	623	48	826	809	17	61	61	...
66 1950...	1,606	1,535	71	758	721	37	714	684	30	93	93	...
67 Other tenants, not croppers nor share tenants.....number 1954...	1,067	1,001	66	550	511	39	441	419	22	38	38	...
68 1950...	1,239	1,128	111	725	667	58	406	385	21	76	48	28
69 Land in subunits not included in multiple units.....acres 1954...	78,874	76,319	2,555	33,624	32,095	1,529	40,087	39,245	842	3,277	3,277	...
70 1950...	108,199	102,429	5,770	57,981	55,162	2,819	41,630	39,675	1,955	6,732	6,000	732

TENURE OF OPERATOR: CENSUSES OF 1954 AND 1950—Continued

Area 6—Continued						Area 7												
Color and tenure of operator—Con.			All operators			Color and tenure of operator												
						Full owners			Part owners			Managers			Tenants			
Tenants			Total	White	Non-white	Total	White	Non-white	Total	White	Non-white	Total	White	Non-white	Total	White	Non-white	
197	168	29	3,319	3,057	262	2,453	2,274	179	683	610	73	16	16	...	167	157	10	1
251	216	35	3,497	3,249	248	2,705	2,548	157	577	513	64	22	22	...	193	166	27	2
590	521	69	9,692	9,093	599	6,860	6,459	401	2,268	2,092	176	78	78	...	486	464	22	3
770	687	83	10,186	9,603	583	7,644	7,275	369	1,896	1,746	150	75	75	...	571	507	64	4
196	167	29	3,177	2,916	261	2,312	2,134	178	682	609	73	16	16	...	167	157	10	5
248	213	35	3,214	2,968	246	2,436	2,280	156	571	507	64	21	21	...	186	160	26	6
394	354	40	6,515	6,177	338	4,548	4,325	223	1,586	1,483	103	62	62	...	319	307	12	7
522	474	48	6,972	6,635	337	5,208	4,995	213	1,325	1,239	86	54	54	...	385	347	38	8
47,619	44,948	2,671	645,752	619,747	26,005	416,199	398,881	17,318	176,377	168,412	7,965	23,029	23,029	...	30,147	29,425	722	9
54,964	49,732	5,232	704,086	678,667	25,425	485,816	469,461	16,355	142,171	135,356	6,815	38,170	38,170	...	37,929	35,674	2,255	10
39,668	37,540	2,128	516,410	494,781	21,629	323,940	309,455	14,485	145,749	139,215	6,534	22,081	22,081	...	24,640	24,030	610	11
42,529	38,156	4,373	545,251	525,167	20,084	367,898	354,913	12,985	113,011	107,526	5,485	36,681	36,681	...	27,661	26,047	1,614	12
7,951	7,408	543	129,342	124,966	4,376	92,259	89,426	2,833	30,628	29,197	1,431	948	948	...	5,507	5,395	112	13
12,435	11,576	859	158,835	153,494	5,341	117,918	114,548	3,370	20,160	19,187	1,330	1,489	1,489	...	10,268	9,627	641	14
26,148	24,305	1,843	206,671	197,187	9,484	130,885	124,934	5,951	60,467	57,338	3,129	2,752	2,752	...	12,567	12,163	404	15
30,566	27,226	3,340	232,222	221,182	11,040	161,844	155,344	6,500	50,418	47,476	2,942	3,142	3,142	...	16,818	15,220	1,598	16
173	145	28	3,165	2,920	245	2,332	2,168	164	657	586	71	16	16	...	160	150	10	17
235	200	35	3,461	3,214	247	2,675	2,518	157	572	509	63	21	21	...	193	166	27	18
394	338	56	7,326	6,867	459	5,142	4,846	296	1,762	1,617	145	57	57	...	365	347	18	19
581	502	79	8,652	8,147	505	6,460	6,139	321	1,649	1,520	129	59	59	...	484	429	55	20
6,179	5,499	680	72,860	69,050	3,810	48,131	45,724	2,407	19,827	18,598	1,229	778	778	...	4,124	3,950	174	21
8,239	6,916	1,323	91,033	86,768	4,265	65,807	63,193	2,614	18,392	17,290	1,102	1,111	1,111	...	5,723	5,174	549	22
60,440	56,408	4,032	719,288	687,734	31,554	490,614	470,246	20,368	180,807	170,486	10,321	7,422	7,422	...	40,445	39,580	865	23
156,987	140,649	16,338	2,093,683	2,008,637	85,046	1,511,982	1,458,890	53,092	440,042	419,552	20,490	18,775	18,775	...	122,884	111,420	11,464	24
194	165	29	2,866	2,618	248	2,060	1,893	167	630	559	71	15	15	...	161	151	10	25
245	210	35	2,843	2,607	236	2,126	1,979	147	514	452	62	19	19	...	184	157	27	26
487	427	60	6,022	5,590	432	4,015	3,734	281	1,605	1,470	135	55	55	...	347	331	16	27
669	588	81	6,465	6,001	464	4,587	4,309	278	1,376	1,252	124	45	45	...	457	395	62	28
8,662	8,004	658	44,978	42,699	2,279	27,206	25,795	1,411	13,868	13,090	778	558	558	...	3,346	3,256	90	29
13,519	12,284	1,235	56,871	53,423	3,448	36,782	34,863	1,919	13,710	12,833	877	641	641	...	5,738	5,086	652	30
5,685	5,317	368	31,163	29,746	1,417	18,846	17,943	903	9,662	9,209	453	364	364	...	2,291	2,230	61	31
6,737	6,143	594	23,784	22,678	1,106	15,164	14,603	561	5,889	5,600	289	269	269	...	2,462	2,206	256	32
109	99	10	3,286	3,028	258	2,427	2,251	176	679	607	72	15	15	...	165	155	10	33
118	103	15	3,454	3,209	245	2,672	2,516	156	573	510	63	20	20	...	189	163	26	34
223	205	18	7,862	7,378	484	5,490	5,168	322	1,916	1,771	145	61	61	...	395	378	17	35
237	204	33	8,201	7,719	482	6,107	5,809	298	1,960	1,436	124	58	58	...	476	416	60	36
688	646	42	29,429	28,152	1,277	20,472	19,667	805	7,254	6,844	410	236	236	...	1,467	1,405	62	37
633	546	87	27,904	26,549	1,355	20,600	19,686	914	5,570	5,283	287	251	251	...	1,483	1,329	154	38
690,115	656,007	34,108	32,950,059	31,796,972	1,153,087	22,946,269	22,217,301	728,968	8,114,151	7,745,832	368,319	263,248	263,248	...	1,626,391	1,570,591	55,800	39
755,324	672,024	83,300	34,377,583	33,095,473	1,282,110	25,757,651	24,968,921	788,730	6,480,460	6,147,997	332,463	291,343	291,343	...	1,848,129	1,687,212	160,917	40
10	5	5	107	93	14	83	73	10	19	16	3	1	1	...	4	3	1	41
7	5	2	112	105	7	81	76	5	25	23	2	6	6	...	42
12	5	7	153	134	19	113	100	13	32	27	5	2	2	...	6	5	1	43
8	6	2	165	157	8	112	106	6	42	42	2	9	9	...	44
127	90	37	454	411	43	307	284	23	119	100	19	7	7	...	21	20	1	45
55	48	7	509	491	18	310	296	14	177	173	4	22	22	...	46
62,300	45,600	16,700	346,915	319,015	27,900	270,326	249,226	21,100	62,350	55,950	6,400	9,000	9,000	...	5,239	4,839	400	47
25,415	21,000	4,415	431,870	423,800	8,070	289,740	282,020	7,720	120,030	119,680	350	22,100	22,100	...	48
160	131	29	3,048	2,793	255	2,233	2,059	174	644	573	71	14	14	...	157	147	10	49
219	186	33	3,234	3,004	230	2,503	2,352	151	538	481	57	17	17	...	176	154	22	50
462	391	71	9,098	8,530	568	6,273	5,904	369	2,268	2,091	177	78	78	...	479	457	22	51
754	645	109	10,532	9,964	568	7,646	7,291	355	2,121	1,976	145	100	100	...	665	597	68	52
702	623	79	12,092	11,398	694	8,490	8,027	463	2,887	2,679	208	148	148	...	567	544	23	53
843	752	91	13,141	12,433	708	9,754	9,305	449	2,504	2,312	192	235	235	...	648	581	67	54
49,505	46,650	2,855	712,184	684,612	27,572	462,380	443,931	18,449	193,342	184,944	8,398	24,378	24,378	...	32,084	31,359	725	55
56,820	51,324	5,496	808,602	780,350	28,252	557,783	539,399	18,384	164,453	156,923	7,530	45,587	45,587	...	40,779	38,441	2,338	56
...	610,703	585,959	24,744	462,380	443,931	18,449	128,239	121,944	6,295	20,084	20,084	57
...	701,614	678,128	23,486	557,783	539,399	18,384	110,656	105,554	5,102	33,175	33,175	58
49,505	46,650	2,855	101,481	98,653	2,828	65,103	63,000	2,103	4,294	4,294	...	32,084	31,359	725	59
56,820	51,324	5,496	106,988	102,222	4,766	53,797	51,369	2,428	12,432	12,432	...	40,779	38,441	2,338	60
56	50	6	1,088	1,025	63	767	723	44	262	244	18	11	11	...	48	47	1	61
47	41	6	1,218	1,151	67	920	874	46	238	220	18	17	17	...	43	40	3	62
112	102	10	2,400	2,305	95	1,630	1,568	62	619	587	32	70	70	...	81	80	1	63
73	65	8	2,955	2,830	125	2,110	2,030	80	608	566	42	160	160	...	77	74	3	64
74	69	5	1,914	1,853	61	1,306	1,269	37	509	485	24	37	37	...	62	62	...	65
41	37	4	1,886	1,826	60	1,347	1,306	41	406	390	16	80	80	...	53	50	3	66
38	33	5	486	452	34	324	299	2										

MULTIPLE-UNIT OPERATIONS

Economic Area Table 2.—MULTIPLE-UNIT OPERATIONS, BY COLOR AND

Item (For definitions and explanations, see text)	Areas B and C					
	All operators			Color and tenure of operator		
	Total	White	Nonwhite	Full owners		
				Total	White	Nonwhite
1 Multiple-unit operations.....number 1954...	361	315	46	222	188	34
2 1950...	343	307	36	229	206	23
3 Subunits in multiple-unit						
4 operations.....total number 1954...	913	805	108	535	455	80
5 1950...	896	815	81	551	499	52
6 Home farms.....number 1954...	354	308	46	215	181	34
7 1950...	330	296	34	216	195	21
8 Cropper farms.....number 1954...	559	497	62	320	274	46
9 1950...	566	519	47	335	304	31
10 Land in multiple-unit operations...total acres 1954...	158,992	154,643	4,349	82,682	80,851	1,831
11 1950...	122,395	117,944	4,451	65,806	63,692	2,114
12 Home farms.....acres 1954...	148,809	144,919	3,890	76,057	74,575	1,482
13 1950...	107,645	103,826	3,819	57,720	55,968	1,752
14 Cropper farms.....acres 1954...	10,183	9,724	459	6,625	6,276	349
15 1950...	14,750	14,118	632	8,086	7,724	362
16 Cropland harvested.....total acres 1954...	31,757	30,418	1,339	13,980	13,304	676
17 1949...	25,137	23,871	1,266	13,651	13,009	642
18 Corn harvested for						
19 grain.....multiple units reporting 1954...	328	284	44	195	163	32
20 1949...	328	295	33	221	201	20
21 subunits reporting 1954...	612	529	83	339	280	59
22 1949...	691	625	66	433	391	42
23 acres 1954...	13,789	13,164	625	5,940	5,627	313
24 1949...	12,676	12,161	515	7,136	6,864	272
25 bushels 1954...	188,120	180,765	7,355	70,525	67,458	3,067
26 1949...	277,611	266,153	11,458	157,846	152,278	5,568
27 Cotton harvested.....multiple units reporting 1954...	300	259	41	178	149	29
28 1949...	261	234	27	164	150	14
29 subunits reporting 1954...	519	459	60	279	239	40
30 1949...	489	439	50	272	248	24
31 acres 1954...	4,891	4,585	306	2,298	2,142	156
32 1949...	5,864	5,515	349	2,800	2,655	145
33 bales 1954...	3,293	3,085	208	1,508	1,406	102
34 1949...	1,471	1,348	123	742	693	49
35 Tobacco harvested.....multiple units reporting 1954...	235	211	24	140	121	19
36 1949...	161	146	15	112	104	8
37 subunits reporting 1954...	407	375	32	222	197	25
38 1949...	278	256	22	186	175	11
39 acres 1954...	1,246	1,180	66	659	603	56
40 1949...	779	736	43	528	502	26
41 pounds 1954...	1,283,132	1,225,802	57,330	677,991	629,661	48,330
42 1949...	838,922	799,757	39,165	557,772	534,407	23,365
43 Peanuts harvested for picking or						
44 threshing.....multiple units reporting 1954...	5	5	...	3	3	...
45 1949...	4	2	2	2	1	1
46 subunits reporting 1954...	7	7	...	3	3	...
47 1949...	4	2	2	2	1	1
48 acres 1954...	17	17	...	12	12	...
49 1949...	5	2	3	2	1	1
50 pounds 1954...	2,410	2,410	...	550	550	...
51 1949...	3,310	1,610	1,700	1,010	710	300
52 Horses and/or mules...multiple units reporting 1954...	292	253	39	177	149	28
53 1950...	295	270	25	177	177	15
54 number 1954...	744	684	60	407	366	41
55 1950...	905	840	65	498	464	34
56 Landlord-tenant operations containing multiple units:						
57 All subunits including home farm.....number 1954...	1,498	1,371	127	945	851	94
58 1950...	1,250	1,143	107	750	679	71
59 Land in all subunits including						
60 home farm.....acres 1954...	170,225	165,728	4,497	90,038	88,104	1,934
61 1950...	131,650	125,388	6,262	71,822	67,995	3,827
62 Owned by operator of multiple unit...acres 1954...	140,593	136,448	4,145	90,038	88,104	1,934
63 1950...	119,946	114,187	5,759	71,822	67,995	3,827
64 Rented by operator of multiple						
65 unit.....acres 1954...	29,632	29,280	352
66 1950...	11,704	11,201	503
67 Subunits not included in multiple						
68 units.....operators reporting 1954...	128	113	15	78	66	12
69 1950...	135	122	13	83	74	9
70 number 1954...	585	566	19	410	396	14
71 1950...	354	328	26	199	180	19
72 Share tenants.....number 1954...	204	201	3	97	94	3
73 1950...	114	107	7	70	64	6
74 Other tenants, not croppers						
75 nor share tenants.....number 1954...	381	365	16	313	302	11
76 1950...	240	221	19	129	116	13
77 Land in subunits not included						
78 in multiple units.....acres 1954...	11,233	11,085	148	7,356	7,253	103
79 1950...	9,255	7,444	1,811	6,016	4,303	1,713

TENURE OF OPERATOR: CENSUSES OF 1954 AND 1950—Continued

Areas B and C—Continued								
Color and tenure of operator—Continued								
Part owners			Managers			Tenants		
Total	White	Nonwhite	Total	White	Nonwhite	Total	White	Nonwhite
118	109	9	6	5	1	15	13	2
94	86	8	5	4	1	15	11	4
327	307	20	14	11	3	37	32	5
298	281	17	16	12	4	31	23	8
118	109	9	6	5	1	15	13	2
94	86	8	5	4	1	15	11	4
209	198	11	8	6	2	22	19	3
204	195	9	11	8	3	16	12	4
54,040	53,476	564	14,595	12,720	1,875	7,675	7,596	79
47,097	45,635	1,462	4,829	4,209	620	4,663	4,408	255
50,812	50,317	495	14,521	12,656	1,865	7,419	7,371	48
42,686	41,371	1,315	2,866	2,328	538	4,373	4,159	214
3,228	3,159	69	74	64	10	256	225	31
4,411	4,264	147	1,963	1,881	82	290	249	41
15,464	15,166	298	1,263	956	307	1,050	992	58
9,917	9,503	414	538	439	99	1,031	920	111
112	103	9	6	5	1	15	13	2
88	80	8	4	3	1	15	11	4
238	221	17	11	9	2	24	19	5
222	209	13	11	7	4	25	18	7
6,757	6,598	159	626	511	115	466	428	38
4,777	4,633	144	305	260	45	458	404	54
102,808	101,233	1,575	7,784	5,234	2,550	7,003	6,840	163
102,658	100,008	2,650	7,402	5,562	1,840	9,705	8,305	1,400
103	94	9	5	4	1	14	12	2
82	74	8	2	1	1	13	9	4
206	192	14	7	6	1	27	22	5
189	174	15	8	4	4	20	13	7
2,299	2,206	93	63	23	40	231	214	17
2,843	2,723	120	69	20	49	152	117	35
1,546	1,490	56	57	17	40	182	172	10
649	612	37	33	11	22	47	32	15
87	82	4	1	1	...	7	6	1
38	34	4	3	2	1	8	6	2
170	166	4	2	2	...	13	10	3
71	66	5	9	6	3	12	9	3
550	542	8	12	12	...	25	23	2
196	187	9	19	16	3	36	31	5
566,419	559,019	7,400	15,000	15,000	...	23,722	22,122	1,600
219,488	211,188	8,300	21,762	19,262	2,500	39,900	34,900	5,000
2	2
2	1	1
4	4
2	1	1
5	5
3	1	2
1,860	1,860
2,300	900	1,400
103	94	9	4	4	...	8	6	2
86	79	7	5	4	1	12	10	2
307	291	16	11	11	...	19	16	3
359	338	21	18	13	5	30	25	5
463	438	25	41	38	3	49	44	5
416	397	19	24	16	8	60	51	9
57,031	56,422	609	15,356	13,481	1,875	7,800	7,721	79
49,982	48,511	1,471	4,939	4,239	700	4,907	4,643	264
35,199	34,863	336	15,356	13,481	1,875
43,185	41,953	1,232	4,939	4,239	700
21,832	21,559	273	7,800	7,721	79
6,797	6,558	239	4,907	4,643	264
44	41	3	2	2	...	4	4	...
42	40	2	3	3	1	7	6	1
136	131	5	27	27	...	12	12	...
118	116	2	8	4	4	29	28	1
92	92	...	7	7	...	8	8	...
43	43	...	1	...	1
44	39	5	20	20	...	4	4	...
75	73	2	7	4	3	29	28	1
2,991	2,946	45	761	761	...	125	125	...
2,885	2,876	9	110	30	80	244	235	9

MULTIPLE-UNIT OPERATIONS

Economic Area Table 3.—MULTIPLE-UNIT OPERATIONS, BY TYPE OF FARM: CENSUSES OF 1954 AND 1950

Item (For definitions and explanations, see text)	The State									
	Total	Type of farm								Miscella- neous
		Cotton	Tobacco	Peanut	Cotton and tobacco	Cotton and peanut	Tobacco and peanut	Cotton, tobacco, and peanut		
1 Multiple-unit operations.....number 1954...	11,569	5,668	711	2	4,272	101	3	89	723	
2 1950...	13,739	7,592	1,221	2	3,909	158	2	32	823	
3 Subunits in multiple-unit operations.....total number 1954...	34,106	16,764	1,789	5	13,319	325	9	262	1,633	
4 1950...	43,361	23,299	3,131	4	12,440	471	6	100	1,910	
5 Home farms.....number 1954...	11,149	5,478	692	2	4,091	99	2	84	701	
6 1950...	12,799	7,089	1,143	2	3,583	151	2	31	798	
7 Cropper farms.....number 1954...	22,957	11,286	1,097	3	9,228	226	7	178	932	
8 1950...	28,562	16,210	1,988	2	8,857	320	4	69	1,112	
9 Land in multiple-unit operations.... total acres 1954...	3,358,382	1,862,993	111,486	357	972,277	58,649	311	19,301	333,008	
10 1950...	3,803,830	2,345,662	186,257	440	910,502	79,091	363	7,922	273,593	
11 Home farms.....acres 1954...	2,633,890	1,582,106	92,565	323	780,510	52,911	215	15,094	310,166	
12 1950...	2,999,075	1,852,302	146,175	393	689,082	67,471	294	6,424	236,934	
13 Cropper farms.....acres 1954...	524,492	280,887	18,921	34	191,767	5,738	96	4,207	22,842	
14 1950...	804,755	493,360	40,082	47	221,420	11,620	69	1,498	36,659	
15 Cropland harvested.....total acres 1954...	1,166,358	652,962	30,974	174	371,174	23,141	133	6,764	81,036	
16 1949...	1,389,242	875,161	50,510	194	356,568	30,939	125	3,487	72,258	
17 Corn harvested for grain.....multiple units reporting 1954...	10,505	5,068	673	2	4,019	96	2	79	566	
18 1949...	13,195	7,292	1,203	2	3,855	156	2	30	655	
19 subunits reporting 1954...	23,349	10,992	1,349	5	9,660	215	4	186	938	
20 1949...	32,400	17,875	2,612	4	10,356	387	5	82	1,079	
21 acres 1954...	280,089	138,097	12,376	110	105,171	4,800	29	1,920	17,586	
22 1949...	397,082	228,536	23,224	55	118,856	8,812	48	1,017	16,534	
23 bushels 1954...	2,799,012	1,348,530	178,462	710	987,612	57,575	260	19,042	206,821	
24 1949...	7,708,310	4,073,185	555,501	1,700	2,600,418	137,810	1,200	19,095	319,401	
25 Cotton harvested.....multiple units reporting 1954...	10,671	5,668	227	...	4,272	101	2	89	312	
26 1949...	12,531	7,592	536	...	3,909	158	...	32	304	
27 subunits reporting 1954...	24,434	13,223	306	...	9,976	258	2	192	477	
28 1949...	30,922	19,116	810	...	10,079	403	...	77	437	
29 acres 1954...	315,885	194,699	940	...	108,543	5,683	8	1,694	4,318	
30 1949...	454,819	318,587	2,882	...	120,770	8,427	...	995	3,158	
31 bales 1954...	197,595	116,009	738	...	73,659	3,429	5	1,099	2,656	
32 1949...	224,870	161,742	1,096	...	56,276	3,718	...	418	1,620	
33 Tobacco harvested.....multiple units reporting 1954...	5,166	68	711	...	4,272	3	3	89	20	
34 1949...	5,268	81	1,221	...	3,909	4	2	32	19	
35 subunits reporting 1954...	11,926	84	1,468	...	10,132	3	8	205	26	
36 1949...	12,110	104	2,616	...	9,288	6	4	64	28	
37 acres 1954...	41,489	189	6,169	...	34,209	7	28	822	65	
38 1949...	38,324	211	10,249	...	27,589	13	11	177	74	
39 pounds 1954...	45,024,363	259,858	7,364,278	...	36,424,089	5,500	26,800	875,322	68,516	
40 1949...	46,451,002	232,948	12,196,289	...	33,682,334	14,306	14,200	206,500	104,425	
41 Peanuts harvested for picking or threshing.....multiple units reporting 1954...	267	26	26	2	10	101	3	89	10	
42 1949...	369	70	43	2	51	158	2	32	11	
43 subunits reporting 1954...	370	34	37	3	11	145	8	120	12	
44 1949...	582	88	66	3	65	285	4	58	17	
45 acres 1954...	3,020	74	66	36	23	2,277	53	419	72	
46 1949...	4,686	231	136	52	142	3,571	22	375	157	
47 pounds 1954...	1,913,223	53,134	58,550	19,000	21,080	1,396,305	25,700	310,545	28,909	
48 1949...	3,275,854	120,870	86,513	11,400	173,782	2,454,405	19,860	301,500	107,524	
49 Horses and/or mules....multiple units reporting 1954...	9,990	4,770	644	2	3,909	88	3	84	490	
50 1950...	12,346	6,802	1,137	2	3,615	143	2	30	615	
51 number 1954...	31,590	15,641	1,442	3	12,539	322	5	275	1,363	
52 1950...	44,812	26,334	3,062	5	13,142	593	7	110	1,559	
53 Landlord-tenant operations containing multiple units: All subunits including home farm.....number 1954...	42,277	20,382	2,260	5	16,351	419	15	320	2,525	
54 1950...	51,007	28,063	4,020	6	15,553	624	9	148	2,584	
55 Land in all subunits including home farm.....acres 1954...	3,601,652	1,975,800	122,723	357	1,058,644	61,914	400	21,305	360,509	
56 1950...	4,192,432	2,554,275	213,986	820	1,022,975	85,992	453	11,104	302,827	
57 Owned by operator of multiple unit.....acres 1954...	3,019,437	1,683,559	116,207	291	851,212	48,502	385	17,526	301,755	
58 1950...	3,562,405	2,161,097	194,925	820	853,626	72,106	393	10,223	269,215	
59 Rented by operator of multiple unit.....acres 1954...	582,215	292,241	6,516	66	207,432	13,412	15	3,779	58,754	
60 1950...	630,027	393,178	19,061	...	169,349	13,886	60	881	33,612	
61 Subunits not included in multiple units.....operators reporting 1954...	3,459	1,522	236	...	1,357	39	2	27	276	
62 1950...	4,262	2,169	405	2	1,318	67	1	12	288	
63 number 1954...	8,171	3,618	471	...	3,031	94	6	58	893	
64 1950...	9,646	4,764	889	2	3,113	153	3	48	674	
65 Share tenants.....number 1954...	5,046	1,830	400	...	2,266	58	5	41	446	
66 1950...	5,661	2,664	544	...	2,037	88	2	39	287	
67 Other tenants, not croppers nor share tenants.....number 1954...	3,125	1,788	71	...	765	36	1	17	447	
68 1950...	3,985	2,100	345	2	1,076	65	1	9	387	
69 Land in subunits not included in multiple units.....acres 1954...	243,270	112,807	11,237	...	86,367	3,265	89	2,004	27,501	
70 1950...	388,602	208,613	27,729	380	112,473	6,901	90	3,182	29,234	

Economic Area Table 3.—MULTIPLE-UNIT OPERATIONS, BY TYPE OF FARM: CENSUSES OF 1954 AND 1950—Continued

Item (For definitions and explanations, see text)		Area 1								
		Total	Type of farm							
			Cotton	Tobacco	Peanut	Cotton and tobacco	Cotton and peanut	Tobacco and peanut	Cotton, tobacco, and peanut	Miscellaneous
1	Multiple-unit operations.....number 1954...	381	282	1	...	1	97
2	1950...	443	360	5	1	77
3	Subunits in multiple-unit operations.....total number 1954...	947	734	2	...	2	209
4	1950...	1,097	921	13	2	161
5	Home farms.....number 1954...	373	274	1	...	1	97
6	1950...	410	329	5	1	75
7	Cropper farms.....number 1954...	574	460	1	...	1	112
8	1950...	687	592	8	1	86
9	Land in multiple-unit operations.... total acres 1954...	93,108	58,400	48	...	102	34,558
10	1950...	86,565	68,912	938	122	16,593
11	Home farms.....acres 1954...	76,988	44,413	43	...	87	32,445
12	1950...	62,862	48,226	566	42	14,028
13	Cropper farms.....acres 1954...	16,120	13,987	5	...	15	2,113
14	1950...	23,703	20,686	372	80	2,565
15	Cropland harvested.....total acres 1954...	21,520	17,489	19	...	47	3,965
16	1949...	25,735	22,938	209	44	2,544
17	Corn harvested for grain.....multiple units reporting 1954...	345	261	1	...	1	82
18	1949...	422	353	5	1	63
19	subunits reporting 1954...	655	517	2	...	2	134
20	1949...	843	733	11	2	97
21	acres 1954...	5,592	4,009	12	...	12	1,559
22	1949...	7,284	6,326	75	17	866
23	bushels 1954...	64,555	44,678	60	...	140	19,677
24	1949...	132,397	115,039	1,485	480	15,393
25	Cotton harvested.....multiple units reporting 1954...	298	282	1	15
26	1949...	373	360	5	1	7
27	subunits reporting 1954...	570	547	1	22
28	1949...	726	706	11	1	8
29	acres 1954...	4,972	4,781	8	183
30	1949...	7,705	7,568	76	7	54
31	bales 1954...	2,847	2,746	4	97
32	1949...	3,190	3,130	43	1	16
33	Tobacco harvested.....multiple units reporting 1954...	2	...	1	...	1
34	1949...	11	5	5	1
35	subunits reporting 1954...	3	...	2	...	1
36	1949...	12	5	6	1
37	acres 1954...	6	...	4	...	2
38	1949...	6	1	5	(2)
39	pounds 1954...	2,750	...	1,750	...	1,000
40	1949...	6,239	1,429	4,580	230
41	Peanuts harvested for picking or threshing.....multiple units reporting 1954...
42	1949...	2	1	1
43	subunits reporting 1954...
44	1949...	2	1	1
45	acres 1954...
46	1949...	5	1	4
47	pounds 1954...
48	1949...	1,700	500	1,200
49	Horses and/or mules....multiple units reporting 1954...	334	263	1	...	1	69
50	1950...	409	338	5	1	65
51	number 1954...	885	754	1	...	1	129
52	1950...	1,278	1,132	22	2	122
53	Landlord-tenant operations containing multiple units: All subunits including home farm.....number 1954...	1,108	834	2	...	2	270
54	1950...	1,283	1,079	20	2	182
55	Land in all subunits including home farm.....acres 1954...	99,572	62,404	48	...	102	37,018
56	1950...	97,326	78,876	1,038	122	17,290
57	Owned by operator of multiple unit..acres 1954...	82,287	55,554	48	...	102	26,583
58	1950...	85,325	68,890	838	122	15,475
59	Rented by operator of multiple unit.....acres 1954...	17,285	6,850	10,435
60	1950...	12,001	9,986	200	1,815
61	Subunits not included in multiple units.....operators reporting 1954...	95	67	28
62	1950...	102	84	1	17
63	number 1954...	161	100	61
64	1950...	186	158	7	21
65	Share tenants.....number 1954...	96	66	30
66	1950...	110	97	6	7
67	Other tenants, not croppers nor share tenants.....number 1954...	65	34	31
68	1950...	76	61	1	14
69	Land in subunits not included in multiple units.....acres 1954...	6,464	4,004	2,460
70	1950...	10,761	9,964	100	697

2 Reported in small fractions.

MULTIPLE-UNIT OPERATIONS

Economic Area Table 3.—MULTIPLE-UNIT OPERATIONS, BY TYPE OF FARM: CENSUSES OF 1954 AND 1950—Continued

Item (For definitions and explanations, see text)	Area 2								
	Total	Type of farm							
		Cotton	Tobacco	Peanut	Cotton and tobacco	Cotton and peanut	Tobacco and peanut	Cotton, tobacco, and peanut	Miscellaneous
1 Multiple-unit operations.....number 1954...	1,712	1,535	4	3	170
2 1950...	2,363	2,103	2	3	255
3 Subunits in multiple-unit operations.....total number 1954...	4,875	4,474	18	8	375
4 1950...	6,884	6,298	4	7	575
5 Home farms.....number 1954...	1,667	1,492	4	3	168
6 1950...	2,230	1,978	1	3	248
7 Cropper farms.....number 1954...	3,208	2,982	14	5	207
8 1950...	4,654	4,320	3	4	327
9 Land in multiple-unit operations.... total acres 1954...	460,120	407,777	1,094	292	50,957
10 1950...	549,878	492,848	280	562	56,188
11 Home farms.....acres 1954...	382,639	334,877	869	227	46,666
12 1950...	412,623	366,274	122	485	45,742
13 Cropper farms.....acres 1954...	77,481	72,900	225	65	4,291
14 1950...	137,255	126,574	158	77	10,446
15 Cropland harvested.....total acres 1954...	163,871	147,841	511	148	15,371
16 1949...	228,874	210,376	142	89	18,267
17 Corn harvested for grain.....multiple units reporting 1954...	1,401	1,273	3	3	122
18 1949...	2,196	2,002	2	2	190
19 subunits reporting 1954...	2,777	2,574	13	3	187
20 1949...	4,833	4,533	4	3	293
21 acres 1954...	22,404	20,692	70	10	1,632
22 1949...	42,139	39,246	17	18	2,858
23 bushels 1954...	227,843	205,343	1,191	60	21,249
24 1949...	812,351	747,116	520	165	64,550
25 Cotton harvested.....multiple units reporting 1954...	1,603	1,535	4	3	61
26 1949...	2,186	2,103	2	3	78
27 subunits reporting 1954...	3,523	3,413	13	6	91
28 1949...	5,085	4,976	3	4	102
29 acres 1954...	44,894	43,997	109	29	759
30 1949...	74,688	73,886	41	27	734
31 bales 1954...	24,561	24,056	56	17	432
32 1949...	35,923	35,510	22	7	384
33 Tobacco harvested.....multiple units reporting 1954...	6	2	4
34 1949...	6	4	2
35 subunits reporting 1954...	8	2	6
36 1949...	6	4	2
37 acres 1954...	12	2	10
38 1949...	2	(Z)	2
39 pounds 1954...	6,866	666	6,200
40 1949...	2,561	1,161	1,400
41 Peanuts harvested for picking or threshing.....multiple units reporting 1954...	3	3
42 1949...	11	8	3
43 subunits reporting 1954...	3	3
44 1949...	17	13	4
45 acres 1954...	5	5
46 1949...	25	9	16
47 pounds 1954...	1,940	1,940
48 1949...	19,167	3,091	16,076
49 Horses and/or mules....multiple units reporting 1954...	1,427	1,306	4	3	114
50 1950...	2,117	1,920	2	3	192
51 number 1954...	4,334	4,058	11	6	259
52 1950...	7,561	7,101	7	6	447
53 Landlord-tenant operations containing multiple units: All subunits including home farm.....number 1954...	5,497	5,003	18	8	468
54 1950...	7,866	7,172	4	10	680
55 Land in all subunits including home farm.....acres 1954...	480,173	425,159	1,094	292	53,628
56 1950...	595,183	531,779	280	700	62,424
57 Owned by operator of multiple unit..acres 1954...	423,340	373,473	627	292	48,948
58 1950...	520,049	463,070	280	700	55,999
59 Rented by operator of multiple unit.....acres 1954...	56,833	51,686	467	4,680
60 1950...	75,134	68,709	6,425
61 Subunits not included in multiple units.....operators reporting 1954...	377	318	59
62 1950...	547	479	1	67
63 number 1954...	622	529	93
64 1950...	982	874	3	105
65 Share tenants.....number 1954...	340	292	48
66 1950...	629	565	3	61
67 Other tenants, not croppers nor share tenants.....number 1954...	282	237	45
68 1950...	353	309	44
69 Land in subunits not included in multiple units.....acres 1954...	20,053	17,382	2,671
70 1950...	45,305	38,931	138	6,236

Z Reported in small fractions.

Economic Area Table 3.—MULTIPLE-UNIT OPERATIONS, BY TYPE OF FARM: CENSUSES OF 1954 AND 1950—Continued

Item (For definitions and explanations, see text)		Area 3								
		Total	Type of farm							
			Cotton	Tobacco	Peanut	Cotton and tobacco	Cotton and peanut	Tobacco and peanut	Cotton, tobacco, and peanut	Miscellaneous
1	Multiple-unit operations.....number 1954...	1,111	1,020	2	1	88
2	1950...	1,403	1,313	3	87
3	Subunits in multiple-unit operations.....total number 1954...	3,312	3,115	6	2	189
4	1950...	4,235	4,022	7	206
5	Home farms.....number 1954...	1,075	986	2	1	86
6	1950...	1,306	1,218	3	85
7	Cropper farms.....number 1954...	2,237	2,129	4	1	103
8	1950...	2,929	2,804	4	121
9	Land in multiple-unit operations.... total acres 1954...	338,325	312,469	697	72	25,087
10	1950...	409,377	373,504	582	35,291
11	Home farms.....acres 1954...	282,983	259,925	600	52	22,406
12	1950...	314,087	282,251	507	31,329
13	Cropper farms.....acres 1954...	55,342	52,544	97	20	2,681
14	1950...	95,290	91,253	75	3,962
15	Cropland harvested.....total acres 1954...	95,246	89,547	212	20	5,467
16	1949...	127,900	119,401	182	8,317
17	Corn harvested for grain.....multiple units reporting 1954...	930	865	2	1	62
18	1949...	1,318	1,252	3	63
19	subunits reporting 1954...	2,039	1,942	5	1	91
20	1949...	3,223	3,119	6	98
21	acres 1954...	15,965	15,092	43	9	821
22	1949...	28,867	27,795	27	1,045
23	bushels 1954...	136,229	128,070	265	150	7,744
24	1949...	535,828	516,096	565	19,167
25	Cotton harvested.....multiple units reporting 1954...	1,057	1,020	2	1	34
26	1949...	1,361	1,313	3	45
27	subunits reporting 1954...	2,466	2,415	5	1	45
28	1949...	3,417	3,347	6	64
29	acres 1954...	30,023	29,665	51	9	298
30	1949...	47,358	46,819	60	479
31	bales 1954...	16,668	16,479	24	6	159
32	1949...	27,631	27,297	40	294
33	Tobacco harvested.....multiple units reporting 1954...	2	2
34	1949...	4	1	3
35	subunits reporting 1954...	2	2
36	1949...	4	1	3
37	acres 1954...	2	2
38	1949...	8	(2)	8
39	pounds 1954...	1,800	1,800
40	1949...	7,900	300	7,600
41	Peanuts harvested for picking or threshing.....multiple units reporting 1954...	5	3	1	1
42	1949...	7	7
43	subunits reporting 1954...	8	4	2	2
44	1949...	8	8
45	acres 1954...	6	3	2	1
46	1949...	6	6
47	pounds 1954...	2,100	1,751	140	209
48	1949...	2,190	2,190
49	Horses and/or mules....multiple units reporting 1954...	973	905	2	1	65
50	1950...	1,260	1,191	3	66
51	number 1954...	3,311	3,138	4	2	167
52	1950...	4,898	4,717	9	172
53	Landlord-tenant operations containing multiple units: All subunits including home farm.....number 1954...	3,790	3,542	7	2	239
54	1950...	4,868	4,552	8	308
55	Land in all subunits including home farm.....acres 1954...	359,560	332,776	697	72	26,015
56	1950...	444,968	404,176	584	40,208
57	Owned by operator of multiple unit..acres 1954...	310,250	285,785	677	72	23,716
58	1950...	389,713	353,259	584	35,870
59	Rented by operator of multiple unit.....acres 1954...	49,310	46,991	20	2,299
60	1950...	55,255	50,917	4,338
61	Subunits not included in multiple units.....operators reporting 1954...	245	219	26
62	1950...	340	303	1	36
63	number 1954...	478	427	51
64	1950...	633	530	1	102
65	Share tenants.....number 1954...	238	210	28
66	1950...	361	320	41
67	Other tenants, not croppers nor share tenants.....number 1954...	240	217	23
68	1950...	272	210	1	61
69	Land in subunits not included in multiple units.....acres 1954...	21,235	20,307	928
70	1950...	35,591	30,672	2	4,917

2 Reported in small fractions.

MULTIPLE-UNIT OPERATIONS

Economic Area Table 3.—MULTIPLE-UNIT OPERATIONS, BY TYPE OF FARM: CENSUSES OF 1954 AND 1950—Continued

Item (For definitions and explanations, see text)	Area 4									
	Total	Type of farm								Miscellaneous
		Cotton	Tobacco	Peanut	Cotton and tobacco	Cotton and peanut	Tobacco and peanut	Cotton, tobacco, and peanut		
1 Multiple-unit operations.....number 1954...	894	784	12	3	95	
2 1950...	1,216	1,100	4	112	
3 Subunits in multiple-unit operations.....total number 1954...	2,576	2,301	38	7	230	
4 1950...	3,600	3,326	8	266	
5 Home farms.....number 1954...	876	767	12	3	94	
6 1950...	1,173	1,058	4	111	
7 Cropper farms.....number 1954...	1,700	1,534	26	4	136	
8 1950...	2,427	2,268	4	155	
9 Land in multiple-unit operations.... total acres 1954...	318,218	266,146	4,509	645	46,918	
10 1950...	437,208	400,208	364	36,636	
11 Home farms.....acres 1954...	283,538	234,932	4,011	563	44,032	
12 1950...	376,775	343,012	273	33,490	
13 Cropper farms.....acres 1954...	34,680	31,214	498	82	2,886	
14 1950...	60,433	57,196	91	3,146	
15 Cropland harvested.....total acres 1954...	89,633	76,189	1,182	168	12,094	
16 1949...	127,210	116,729	174	10,307	
17 Corn harvested for grain.....multiple units reporting 1954...	857	754	11	3	89	
18 1949...	1,180	1,080	4	96	
19 subunits reporting 1954...	1,872	1,671	24	6	171	
20 1949...	2,866	2,695	6	165	
21 acres 1954...	18,910	16,011	235	74	2,590	
22 1949...	32,799	30,334	60	2,405	
23 bushels 1954...	215,119	179,900	3,115	275	35,829	
24 1949...	569,572	526,290	1,085	42,197	
25 Cotton harvested.....multiple units reporting 1954...	856	784	12	3	57	
26 1949...	1,163	1,100	4	59	
27 subunits reporting 1954...	1,913	1,793	26	5	90	
28 1949...	2,858	2,761	5	92	
29 acres 1954...	20,945	19,834	377	28	706	
30 1949...	34,962	34,358	43	561	
31 bales 1954...	14,486	13,646	275	16	549	
32 1949...	22,613	22,231	26	356	
33 Tobacco harvested.....multiple units reporting 1954...	13	1	12	
34 1949...	1	1	
35 subunits reporting 1954...	18	1	17	
36 1949...	1	1	
37 acres 1954...	41	(2)	41	
38 1949...	(2)	(2)	
39 pounds 1954...	28,456	20	28,436	
40 1949...	118	118	
41 Peanuts harvested for picking or threshing.....multiple units reporting 1954...	9	5	3	1	
42 1949...	22	18	4	
43 subunits reporting 1954...	15	10	4	1	
44 1949...	25	21	4	
45 acres 1954...	15	6	8	1	
46 1949...	19	13	6	
47 pounds 1954...	3,815	1,710	1,205	900	
48 1949...	9,330	7,655	1,675	
49 Horses and/or mules....multiple units reporting 1954...	765	681	7	3	74	
50 1950...	1,089	996	4	89	
51 number 1954...	2,221	1,983	20	7	211	
52 1950...	3,764	3,557	9	198	
53 Landlord-tenant operations containing multiple units: All subunits including home farm.....number 1954...	3,186	2,847	40	10	289	
54 1950...	4,418	4,084	8	326	
55 Land in all subunits including home farm.....acres 1954...	334,154	279,767	4,642	925	48,820	
56 1950...	472,163	432,646	364	39,153	
57 Owned by operator of multiple unit.....acres 1954...	285,848	239,968	3,990	920	40,970	
58 1950...	404,475	367,802	364	36,309	
59 Rented by operator of multiple unit.....acres 1954...	48,306	39,799	652	5	7,850	
60 1950...	67,688	64,844	2,844	
61 Subunits not included in multiple units.....operators reporting 1954...	198	167	2	1	28	
62 1950...	346	311	3	35	
63 number 1954...	610	546	2	59	
64 1950...	818	758	60	
65 Share tenants.....number 1954...	243	201	2	3	37	
66 1950...	441	409	32	
67 Other tenants, not croppers nor share tenants.....number 1954...	367	345	22	
68 1950...	377	349	28	
69 Land in subunits not included in multiple units.....acres 1954...	15,936	13,621	133	280	1,902	
70 1950...	34,955	32,438	2,517	

Z Reported in small fractions.

Economic Area Table 3.—MULTIPLE-UNIT OPERATIONS, BY TYPE OF FARM: CENSUSES OF 1954 AND 1950—Continued

Item (For definitions and explanations, see text)	Areas 5, A, and B								
	Total	Type of farm							Miscella- neous
		Cotton	Tobacco	Peanut	Cotton and tobacco	Cotton and peanut	Tobacco and peanut	Cotton, tobacco, and peanut	
1 Multiple-unit operations.....number 1954...	885	687	117	10	...	3	68
2 1950...	1,109	867	1	2	101	49	...	1	88
3 Subunits in multiple-unit operations.....total number 1954...	2,389	1,900	302	32	...	6	149
4 1950...	3,214	2,580	2	4	275	132	...	3	218
5 Home farms.....number 1954...	849	657	114	10	...	3	65
6 1950...	1,033	801	1	2	97	47	...	1	84
7 Cropper farms.....number 1954...	1,540	1,243	188	22	...	3	84
8 1950...	2,181	1,779	1	2	178	85	...	2	134
9 Land in multiple-unit operations....total acres 1954...	345,150	264,933	39,055	12,687	...	1,165	27,310
10 1950...	410,980	315,008	104	440	29,419	23,572	...	318	42,119
11 Home farms.....acres 1954...	295,013	225,330	32,795	11,758	...	1,129	24,001
12 1950...	330,919	249,779	69	393	23,598	20,337	...	281	36,462
13 Cropper farms.....acres 1954...	50,137	39,603	6,260	929	...	36	3,309
14 1950...	80,061	65,229	35	47	5,821	3,235	...	37	5,657
15 Cropland harvested.....total acres 1954...	105,462	80,468	12,967	3,322	...	201	8,504
16 1949...	136,773	105,704	35	194	9,748	8,883	...	128	12,081
17 Corn harvested for grain.....multiple units reporting 1954...	823	646	111	9	...	3	54
18 1949...	1,062	831	1	2	98	49	...	1	80
19 subunits reporting 1954...	1,696	1,358	228	23	...	4	83
20 1949...	2,434	1,973	1	4	205	111	...	3	137
21 acres 1954...	28,665	22,770	3,038	1,029	...	28	1,800
22 1949...	40,121	32,052	8	55	2,514	2,879	...	30	2,583
23 bushels 1954...	274,902	216,156	28,853	15,460	...	240	14,193
24 1949...	557,942	431,657	80	1,700	39,445	37,031	...	600	47,429
25 Cotton harvested.....multiple units reporting 1954...	852	687	117	10	...	3	35
26 1949...	1,058	867	101	49	...	1	40
27 subunits reporting 1954...	1,830	1,510	240	27	...	5	48
28 1949...	2,494	2,095	233	106	...	3	57
29 acres 1954...	30,420	25,016	4,181	651	...	96	476
30 1949...	45,286	39,324	3,584	1,894	...	30	454
31 bales 1954...	17,631	14,654	2,223	409	...	51	294
32 1949...	22,224	19,272	1,870	827	...	16	239
33 Tobacco harvested.....multiple units reporting 1954...	131	9	117	1	...	3	1
34 1949...	122	18	1	...	101	1	1
35 subunits reporting 1954...	188	11	171	1	...	4	1
36 1949...	174	18	2	...	151	2	1
37 acres 1954...	459	24	425	1	...	7	2
38 1949...	387	26	2	...	353	3	3
39 pounds 1954...	371,518	15,702	348,216	500	...	5,600	1,500
40 1949...	369,042	27,540	1,000	...	335,902	4,000	600
41 Peanuts harvested for picking or threshing.....multiple units reporting 1954...	17	4	10	...	3	...
42 1949...	67	9	...	2	...	49	...	1	6
43 subunits reporting 1954...	21	5	13	...	3	...
44 1949...	108	14	...	3	...	81	...	1	9
45 acres 1954...	228	9	209	...	10	...
46 1949...	1,144	34	...	52	...	988	...	3	67
47 pounds 1954...	81,439	2,963	74,916	...	3,560	...
48 1949...	559,850	19,477	...	11,400	...	494,973	...	1,500	32,500
49 Horses and/or mules....multiple units reporting 1954...	696	539	104	7	...	2	44
50 1950...	944	746	...	2	95	44	...	1	56
51 number 1954...	2,106	1,654	310	36	...	2	104
52 1950...	3,165	2,578	...	5	279	154	...	2	147
53 Landlord-tenant operations containing multiple units: All subunits including home farm.....number 1954...	3,005	2,377	375	44	...	8	201
54 1950...	4,087	3,283	3	6	325	166	...	3	301
55 Land in all subunits including home farm.....acres 1954...	368,193	283,952	40,997	13,018	...	1,184	29,042
56 1950...	451,000	347,980	129	820	31,249	25,213	...	318	45,291
57 Owned by operator of multiple unit.....acres 1954...	329,118	254,532	37,410	11,597	...	1,150	24,429
58 1950...	391,127	301,062	129	820	26,820	22,635	...	318	39,343
59 Rented by operator of multiple unit.....acres 1954...	39,075	29,420	3,587	1,421	...	34	4,613
60 1950...	59,873	46,918	4,429	2,578	5,948
61 Subunits not included in multiple units.....operators reporting 1954...	300	234	38	4	...	1	23
62 1950...	421	335	1	2	29	19	35
63 number 1954...	616	477	73	12	...	2	52
64 1950...	873	703	1	2	50	34	83
65 Share tenants.....number 1954...	379	277	52	7	...	2	41
66 1950...	514	422	31	22	39
67 Other tenants, not croppers nor share tenants.....number 1954...	237	200	21	5	11
68 1950...	359	281	1	2	19	12	44
69 Land in subunits not included in multiple units.....acres 1954...	23,043	19,019	1,942	331	...	19	1,732
70 1950...	40,020	32,972	25	380	1,830	1,641	3,172

MULTIPLE-UNIT OPERATIONS

Economic Area Table 3.—MULTIPLE-UNIT OPERATIONS, BY TYPE OF FARM: CENSUSES OF 1954 AND 1950—Continued

Item (For definitions and explanations, see text)	Area 6								
	Total	Type of farm							
		Cotton	Tobacco	Peanut	Cotton and tobacco	Cotton and peanut	Tobacco and peanut	Cotton, tobacco, and peanut	Miscellaneous
1 Multiple-unit operations.....number 1954...	2,906	1,251	14	2	1,411	82	...	9	137
2 1950...	3,365	1,695	35	...	1,412	99	...	8	116
3 Subunits in multiple-unit operations.....total number 1954...	9,402	3,958	28	5	4,802	271	...	22	316
4 1950...	11,249	5,742	89	...	4,797	318	...	25	278
5 Home farms.....number 1954...	2,778	1,197	13	2	1,354	80	...	8	124
6 1950...	3,103	1,558	35	...	1,296	94	...	8	112
7 Cropper farms.....number 1954...	6,624	2,761	15	3	3,448	191	...	14	192
8 1950...	8,146	4,184	54	...	3,501	224	...	17	166
9 Land in multiple-unit operations....total acres 1954...	998,717	503,700	2,642	357	367,739	44,723	...	1,707	77,849
10 1950...	1,083,341	633,654	5,915	...	341,400	54,380	...	1,951	46,041
11 Home farms.....acres 1954...	847,510	435,941	2,441	323	294,132	40,127	...	1,314	73,232
12 1950...	848,913	507,344	5,032	...	249,206	46,256	...	1,616	39,459
13 Cropper farms.....acres 1954...	151,207	67,759	201	34	73,607	4,596	...	393	4,617
14 1950...	234,428	126,310	883	...	92,194	8,124	...	335	6,582
15 Cropland harvested.....total acres 1954...	452,198	232,088	962	174	172,240	19,423	...	1,005	26,306
16 1949...	485,391	287,318	1,629	...	158,666	21,692	...	1,169	14,917
17 Corn harvested for grain.....multiple units reporting 1954...	2,656	1,174	13	2	1,281	78	...	7	101
18 1949...	3,228	1,621	34	...	1,376	98	...	7	92
19 subunits reporting 1954...	6,372	2,747	17	5	3,244	179	...	12	168
20 1949...	8,858	4,492	65	...	3,852	262	...	169	189
21 acres 1954...	101,904	55,603	336	110	37,032	3,657	...	172	4,994
22 1949...	142,163	86,497	757	...	44,361	5,818	...	210	4,520
23 bushels 1954...	968,956	524,055	2,855	710	346,527	41,405	...	1,732	51,672
24 1949...	2,728,926	1,599,927	14,414	...	930,611	98,424	...	3,760	81,790
25 Cotton harvested.....multiple units reporting 1954...	2,839	1,251	6	...	1,411	82	...	9	80
26 1949...	3,286	1,695	18	...	1,412	99	...	8	54
27 subunits reporting 1954...	7,591	3,354	6	...	3,863	217	...	20	131
28 1949...	9,388	4,942	22	...	4,040	284	...	20	80
29 acres 1954...	134,762	69,420	35	...	58,518	4,944	...	358	1,487
30 1949...	182,085	112,731	35	...	61,790	6,439	...	372	669
31 bales 1954...	86,946	43,008	25	...	39,873	2,967	...	229	844
32 1949...	88,034	53,178	30	...	31,547	2,847	...	170	262
33 Tobacco harvested.....multiple units reporting 1954...	1,491	48	14	...	1,411	2	...	9	7
34 1949...	1,509	46	35	...	1,412	4	...	8	4
35 subunits reporting 1954...	3,438	59	18	...	3,337	2	...	12	10
36 1949...	3,434	69	68	...	3,277	6	...	10	4
37 acres 1954...	10,294	155	98	...	9,973	6	...	30	32
38 1949...	9,238	179	184	...	8,823	13	...	29	10
39 pounds 1954...	10,379,782	211,798	74,400	...	10,032,984	5,000	...	23,700	31,900
40 1949...	10,848,637	195,185	205,551	...	10,396,695	14,306	...	25,000	11,900
41 Peanuts harvested for picking or threshing.....multiple units reporting 1954...	121	14	...	2	6	82	...	9	8
42 1949...	144	26	7	99	...	8	4
43 subunits reporting 1954...	163	15	...	3	6	120	...	10	9
44 1949...	253	30	8	193	...	15	7
45 acres 1954...	2,295	56	...	36	17	2,049	...	67	70
46 1949...	2,973	167	15	2,554	...	154	83
47 pounds 1954...	1,474,604	46,710	...	19,000	18,380	1,316,544	...	46,170	27,800
48 1949...	2,248,437	87,247	12,685	1,938,581	...	136,900	73,024
49 Horses and/or mules....multiple units reporting 1954...	2,455	998	11	2	1,283	72	...	7	82
50 1950...	2,998	1,477	33	...	1,308	89	...	7	84
51 number 1954...	8,891	3,886	24	3	4,374	268	...	16	320
52 1950...	12,709	6,815	87	...	5,100	418	...	19	270
53 Landlord-tenant operations containing multiple units: All subunits including home farm.....number 1954...	12,101	5,228	44	5	5,830	349	...	31	614
54 1950...	14,094	7,278	111	...	5,809	434	...	32	430
55 Land in all subunits including home farm.....acres 1954...	1,077,591	539,013	3,162	357	398,736	47,357	...	2,169	86,797
56 1950...	1,191,540	692,719	6,445	...	379,850	59,502	...	2,048	50,976
57 Owned by operator of multiple unit..acres 1954...	837,298	429,785	2,679	291	293,337	35,378	...	1,059	74,769
58 1950...	950,156	547,868	5,530	...	303,031	48,194	...	1,753	43,780
59 Rented by operator of multiple unit.....acres 1954...	240,293	109,228	483	66	105,399	11,979	...	1,110	12,028
60 1950...	241,384	144,851	915	...	76,819	11,308	...	295	7,196
61 Subunits not included in multiple units.....operators reporting 1954...	1,028	470	7	...	441	33	...	4	73
62 1950...	1,153	590	11	...	448	47	...	4	53
63 number 1954...	2,699	1,270	16	...	1,028	78	...	9	298
64 1950...	2,845	1,536	22	...	1,012	116	...	7	152
65 Share tenants.....number 1954...	1,632	712	9	...	702	47	...	5	157
66 1950...	1,606	771	14	...	694	63	...	5	59
67 Other tenants, not croppers nor share tenants.....number 1954...	1,067	558	7	...	326	31	...	4	141
68 1950...	1,239	765	8	...	318	53	...	2	93
69 Land in subunits not included in multiple units.....acres 1954...	78,874	35,313	520	...	30,997	2,634	...	462	8,948
70 1950...	108,199	59,065	530	...	38,450	5,122	...	97	4,935

Economic Area Table 3.—MULTIPLE-UNIT OPERATIONS, BY TYPE OF FARM: CENSUSES OF 1954 AND 1950—Continued

Item (For definitions and explanations, see text)	Area 7									
	Total	Type of farm								Miscellaneous
		Cotton	Tobacco	Peanut	Cotton and tobacco	Cotton and peanut	Tobacco and peanut	Cotton, tobacco, and peanut		
1 Multiple-unit operations.....number 1954....	3,319	19	637	...	2,566	...	3	74	20	
2 1950....	3,497	20	1,138	...	2,279	1	2	23	34	
3 Subunits in multiple-unit operations.....total number 1954....	9,692	60	1,609	...	7,742	...	9	228	44	
4 1950....	10,186	50	2,906	...	7,074	2	6	72	76	
5 Home farms.....number 1954....	3,177	19	619	...	2,447	...	2	70	20	
6 1950....	3,214	19	1,060	...	2,079	1	2	22	31	
7 Cropper farms.....number 1954....	6,515	41	990	...	5,295	...	7	158	24	
8 1950....	6,972	31	1,846	...	4,995	1	4	50	45	
9 Land in multiple-unit operations.... total acres 1954....	645,752	10,261	96,053	...	515,863	...	311	15,813	7,451	
10 1950....	704,086	11,921	164,560	...	504,559	72	363	5,653	16,958	
11 Home farms.....acres 1954....	516,410	9,854	78,617	...	408,636	...	215	12,092	6,996	
12 1950....	545,251	11,456	126,983	...	385,652	64	294	4,527	16,275	
13 Cropper farms.....acres 1954....	129,342	407	17,436	...	107,227	...	96	3,721	455	
14 1950....	158,835	465	37,577	...	118,907	8	69	1,126	683	
15 Cropland harvested.....total acres 1954....	206,671	1,465	27,117	...	171,409	...	133	5,371	1,176	
16 1949....	232,222	1,364	46,933	...	179,268	40	125	2,190	2,302	
17 Corn harvested for grain.....multiple units reporting 1954....	3,165	14	609	...	2,462	...	2	66	12	
18 1949....	3,461	20	1,124	...	2,267	1	2	22	25	
19 subunits reporting 1954....	7,326	32	1,229	...	5,875	...	4	166	20	
20 1949....	8,652	38	2,441	...	6,062	2	5	61	43	
21 acres 1954....	72,860	349	10,877	...	59,735	...	29	1,627	243	
22 1949....	91,033	455	21,280	...	67,833	15	48	777	625	
23 bushels 1954....	719,288	2,941	156,816	...	540,980	...	260	16,095	2,196	
24 1949....	2,093,683	11,080	516,957	...	1,536,320	500	1,200	14,735	12,891	
25 Cotton harvested.....multiple units reporting 1954....	2,866	19	200	...	2,566	...	2	74	5	
26 1949....	2,843	20	508	...	2,279	1	...	23	12	
27 subunits reporting 1954....	6,022	36	269	...	5,545	...	2	163	7	
28 1949....	6,465	36	774	...	5,581	2	...	54	18	
29 acres 1954....	44,978	276	811	...	42,615	...	8	1,208	60	
30 1949....	56,871	575	2,749	...	52,845	12	...	593	97	
31 bales 1954....	31,163	200	642	...	29,480	...	5	800	36	
32 1949....	23,784	203	1,056	...	22,257	8	...	232	28	
33 Tobacco harvested.....multiple units reporting 1954....	3,286	1	637	...	2,566	...	3	74	5	
34 1949....	3,454	1	1,138	...	2,279	...	2	23	11	
35 subunits reporting 1954....	7,862	3	1,330	...	6,331	...	8	185	5	
36 1949....	8,201	1	2,439	...	5,685	...	4	52	20	
37 acres 1954....	29,429	(2)	5,612	...	22,997	...	28	778	13	
38 1949....	27,904	(2)	9,722	...	17,968	...	11	145	58	
39 pounds 1954....	32,950,059	16,800	6,802,851	...	25,250,570	...	26,800	838,822	14,216	
40 1949....	34,377,583	800	11,633,957	...	22,463,031	...	14,200	177,500	88,095	
41 Peanuts harvested for picking or threshing.....multiple units reporting 1954....	107	...	26	...	4	...	3	74	...	
42 1949....	112	...	43	...	42	1	2	23	1	
43 subunits reporting 1954....	153	...	37	...	5	...	8	103	...	
44 1949....	165	...	62	...	55	1	4	42	1	
45 acres 1954....	454	...	66	...	6	...	53	329	...	
46 1949....	509	...	136	...	124	2	22	218	7	
47 pounds 1954....	346,915	...	58,550	...	2,700	...	25,700	259,965	...	
48 1949....	431,870	...	86,513	...	158,797	1,600	19,860	163,100	2,000	
49 Horses and/or mules...multiple units reporting 1954....	3,048	12	583	...	2,369	...	3	72	9	
50 1950....	3,234	14	1,061	...	2,109	1	2	22	25	
51 number 1954....	9,098	24	1,300	...	7,491	...	5	253	25	
52 1950....	10,532	44	2,861	...	7,437	2	7	89	92	
53 Landlord-tenant operations containing multiple units:										
54 All subunits including home farm.....number 1954....	12,092	115	2,024	...	9,543	...	15	274	121	
55 1950....	13,141	123	3,735	...	9,017	2	9	113	142	
56 Land in all subunits including home farm.....acres 1954....	712,184	11,371	106,288	...	566,374	...	400	17,335	10,416	
57 1950....	808,602	13,652	191,098	...	574,129	72	453	8,738	20,460	
58 Owned by operator of multiple unit..acres 1954....	610,703	10,917	101,071	...	474,067	...	385	14,715	9,548	
59 1950....	701,614	12,635	173,183	...	489,239	72	393	8,152	17,940	
60 Rented by operator of multiple unit.....acres 1954....	101,481	454	5,217	...	92,307	...	15	2,620	868	
61 1950....	106,988	1,017	17,915	...	84,890	...	60	586	2,520	
62 Subunits not included in multiple units.....operators reporting 1954....	1,088	15	211	...	824	...	2	21	15	
63 1950....	1,218	17	376	...	792	...	1	8	24	
64 number 1954....	2,400	55	415	...	1,801	...	6	46	77	
65 1950....	2,955	73	829	...	1,943	...	3	41	66	
66 Share tenants.....number 1954....	1,914	36	356	...	1,441	...	5	33	43	
67 1950....	1,886	38	511	...	1,272	...	2	34	29	
68 Other tenants, not croppers nor share tenants.....number 1954....	486	19	59	...	360	...	1	13	34	
69 1950....	1,069	35	318	...	671	...	1	7	37	
70 Land in subunits not included in multiple units.....acres 1954....	66,432	1,110	10,235	...	50,511	...	89	1,522	2,965	
71 1950....	104,516	1,731	26,538	...	69,570	...	90	3,085	3,502	

Z Reported in small fractions.

MULTIPLE-UNIT OPERATIONS

Economic Area Table 3.—MULTIPLE-UNIT OPERATIONS, BY TYPE OF FARM: CENSUSES OF 1954 AND 1950—Continued

Item (For definitions and explanations, see text)	Areas 8 and C									
	Total	Type of farm								Miscella- neous
		Cotton	Tobacco	Peanut	Cotton and tobacco	Cotton and peanut	Tobacco and peanut	Cotton, tobacco, and peanut		
1 Multiple-unit operations.....number 1954...	361	90	59	...	159	2	...	3	48	
2 1950...	343	134	47	...	107	1	54	
3 Subunits in multiple-unit operations.....total number 1954...	913	222	150	...	409	5	...	6	121	
4 1950...	896	360	134	...	270	2	130	
5 Home farms.....number 1954...	354	86	59	...	157	2	...	3	47	
6 1950...	330	128	47	...	102	1	52	
7 Cropper farms.....number 1954...	559	136	91	...	252	3	...	3	74	
8 1950...	566	232	87	...	168	1	78	
9 Land in multiple-unit operations....total acres 1954...	158,992	39,307	12,743	...	43,218	230	...	616	62,878	
10 1950...	122,395	49,607	15,678	...	33,324	19	23,767	
11 Home farms.....acres 1954...	148,809	36,834	11,464	...	39,380	184	...	559	60,388	
12 1950...	107,645	43,960	14,091	...	29,431	14	20,149	
13 Cropper farms.....acres 1954...	10,183	2,473	1,279	...	3,838	46	...	37	2,490	
14 1950...	14,750	5,647	1,587	...	3,893	5	3,618	
15 Cropland harvested.....total acres 1954...	31,757	7,875	2,876	...	12,606	60	...	187	8,153	
16 1949...	25,137	11,331	1,913	...	8,353	17	3,523	
17 Corn harvested for grain.....multiple units reporting 1954...	328	81	50	...	148	2	...	3	44	
18 1949...	328	133	44	...	104	1	46	
19 subunits reporting 1954...	612	151	101	...	269	3	...	4	84	
20 1949...	691	292	105	...	216	1	77	
21 acres 1954...	13,789	3,571	1,151	...	5,006	21	...	93	3,947	
22 1949...	12,676	5,831	1,179	...	4,029	5	1,632	
23 bushels 1954...	188,120	47,387	18,731	...	66,541	225	...	975	54,261	
24 1949...	277,611	125,980	24,050	...	91,472	125	35,984	
25 Cotton harvested.....multiple units reporting 1954...	300	90	21	...	159	2	...	3	25	
26 1949...	261	134	10	...	107	1	9	
27 subunits reporting 1954...	519	155	31	...	283	3	...	4	43	
28 1949...	489	253	14	...	205	1	16	
29 acres 1954...	4,891	1,710	94	...	2,684	22	...	32	349	
30 1949...	5,864	3,326	49	...	2,374	5	110	
31 bales 1954...	3,293	1,220	71	...	1,724	14	...	19	245	
32 1949...	1,471	921	10	...	497	2	41	
33 Tobacco harvested.....multiple units reporting 1954...	235	7	59	...	159	3	7	
34 1949...	161	5	47	...	107	2	
35 subunits reporting 1954...	407	8	118	...	267	4	10	
36 1949...	278	5	107	...	164	2	
37 acres 1954...	1,246	7	455	...	759	7	18	
38 1949...	779	5	341	...	430	3	
39 pounds 1954...	1,283,132	14,872	485,277	...	754,883	7,200	20,900	
40 1949...	838,922	6,415	355,781	...	473,126	3,600	
41 Peanuts harvested for picking or threshing.....multiple units reporting 1954...	5	2	...	3	...	
42 1949...	4	1	2	1	
43 subunits reporting 1954...	7	3	...	4	...	
44 1949...	4	1	2	1	
45 acres 1954...	17	4	...	13	...	
46 1949...	5	1	3	1	
47 pounds 1954...	2,410	1,560	...	850	...	
48 1949...	3,310	710	2,300	300	
49 Horses and/or mules....multiple units reporting 1954...	292	66	49	...	139	2	...	3	33	
50 1950...	295	120	43	...	93	1	38	
51 number 1954...	744	144	117	...	328	3	...	4	148	
52 1950...	905	390	114	...	288	2	111	
53 Landlord-tenant operations containing multiple units: All subunits including home farm.....number 1954...	1,498	436	190	...	536	6	...	7	323	
54 1950...	1,250	492	171	...	370	2	215	
55 Land in all subunits including home farm.....acres 1954...	170,225	41,358	13,225	...	46,002	250	...	617	68,773	
56 1950...	131,650	52,447	16,314	...	35,845	19	27,025	
57 Owned by operator of multiple unit..acres 1954...	140,593	33,545	12,409	...	41,002	243	...	602	52,792	
58 1950...	119,946	46,511	16,083	...	32,834	19	24,499	
59 Rented by operator of multiple unit.....acres 1954...	29,632	7,813	816	...	5,000	7	...	15	15,981	
60 1950...	11,704	5,936	231	...	3,011	2,526	
61 Subunits not included in multiple units.....operators reporting 1954...	128	32	18	...	52	1	...	1	24	
62 1950...	135	50	17	...	47	21	
63 number 1954...	585	214	40	...	127	1	...	1	202	
64 1950...	354	132	37	...	100	85	
65 Share tenants.....number 1954...	204	36	35	...	69	1	...	1	62	
66 1950...	114	42	19	...	34	19	
67 Other tenants, not croppers nor share tenants.....number 1954...	381	178	5	...	58	140	
68 1950...	240	90	18	...	66	66	
69 Land in subunits not included in multiple units.....acres 1954...	11,233	2,051	482	...	2,784	20	...	1	5,895	
70 1950...	9,255	2,840	636	...	2,521	3,258	

Economic Area Table 4.—MULTIPLE-UNIT OPERATIONS, BY ACRES OF CROPLAND HARVESTED: CENSUSES OF 1954 AND 1950

Item (For definitions and explanations, see text)	The State									
	Total	Acres of cropland harvested								
		None	Under 20 acres	20 to 29 acres	30 to 49 acres	50 to 99 acres	100 to 199 acres	200 to 499 acres	500 acres and over	
1 Multiple-unit operations.....number 1954...	11,569	29	1,041	1,263	2,575	3,324	2,040	1,052	245	
2 1950...	13,739	55	800	1,279	3,129	4,458	2,559	1,203	256	
3 Subunits in multiple-unit operations.....total number 1954...	34,106	61	2,152	2,682	5,896	8,911	7,153	5,299	1,952	
4 1950...	41,361	124	1,644	2,682	7,036	11,747	9,160	6,411	2,557	
5 Home farms.....number 1954...	11,149	25	1,000	1,216	2,437	3,196	1,989	1,041	245	
6 1950...	12,799	52	762	1,180	2,900	4,077	2,411	1,163	254	
7 Cropper farms.....number 1954...	22,957	36	1,152	1,466	3,459	5,715	5,164	4,258	1,707	
8 1950...	28,562	72	882	1,502	4,136	7,670	6,749	5,248	2,303	
9 Land in multiple-unit operations....total acres 1954...	3,358,382	2,855	97,711	122,939	349,385	698,476	798,614	826,298	462,104	
10 1950...	3,803,830	9,527	84,004	149,780	397,375	891,117	926,525	882,979	462,523	
11 Home farms.....acres 1954...	2,833,890	2,120	83,558	97,674	280,515	558,541	673,214	719,684	418,584	
12 1950...	2,999,075	7,309	68,134	119,158	300,349	677,653	725,682	710,206	390,584	
13 Cropper farms.....acres 1954...	524,492	735	14,153	25,265	68,870	139,935	125,400	106,614	43,520	
14 1950...	804,755	2,218	15,870	30,622	97,026	213,464	200,843	172,773	71,939	
15 Cropland harvested.....total acres 1954...	1,166,358	...	13,608	31,025	100,920	233,179	282,339	310,105	195,182	
16 1949...	1,389,242	...	10,973	31,595	122,595	312,264	353,226	356,532	202,057	
17 Corn harvested for grain.....multiple units reporting 1954...	10,505	...	791	1,155	2,379	3,085	1,878	985	232	
18 1949...	13,155	...	682	1,207	3,055	4,337	2,495	1,170	249	
19 subunits reporting 1954...	23,349	...	1,031	1,712	4,120	6,396	5,158	3,601	1,331	
20 1949...	32,400	...	891	1,894	5,545	9,549	7,411	5,078	2,032	
21 acres 1954...	280,089	...	4,837	10,946	33,447	67,415	67,115	63,383	32,946	
22 1949...	397,082	...	4,627	12,458	45,855	101,909	100,126	89,333	42,774	
23 bushels 1954...	2,799,012	...	51,797	122,781	345,397	660,832	654,764	643,788	319,653	
24 1949...	7,708,310	...	90,283	261,783	946,109	1,973,357	1,929,012	1,733,386	774,380	
25 Cotton harvested.....multiple units reporting 1954...	10,671	...	702	1,080	2,395	3,206	2,004	1,040	244	
26 1949...	12,531	...	473	1,027	2,804	4,270	2,507	1,194	256	
27 subunits reporting 1954...	24,434	...	812	1,426	3,734	6,333	5,776	4,561	1,792	
28 1949...	30,922	...	557	1,418	4,540	8,915	7,525	5,632	2,335	
29 acres 1954...	315,885	...	3,875	8,301	27,957	64,178	78,500	80,629	52,445	
30 1949...	454,819	...	2,961	9,007	37,155	101,869	115,874	118,104	69,849	
31 bales 1954...	197,595	...	2,252	5,117	17,143	39,409	48,282	51,220	34,172	
32 1949...	224,870	...	1,383	4,173	17,281	49,477	57,808	59,243	35,505	
33 Tobacco harvested.....multiple units reporting 1954...	5,166	...	429	703	1,395	1,516	701	346	76	
34 1949...	5,268	...	300	627	1,533	1,668	751	324	65	
35 subunits reporting 1954...	11,926	...	562	1,111	2,607	3,563	2,281	1,414	388	
36 1949...	12,110	...	391	1,016	2,818	3,823	2,348	1,369	345	
37 acres 1954...	41,489	...	1,516	3,445	8,983	13,041	8,061	4,946	1,497	
38 1949...	38,324	...	942	2,792	8,650	11,930	7,459	5,112	1,439	
39 pounds 1954...	45,024,363	...	1,607,801	3,784,235	9,759,195	14,239,950	8,625,853	5,346,447	1,660,882	
40 1949...	46,451,002	...	1,128,966	3,441,637	10,596,418	14,844,512	9,188,352	5,499,349	1,751,768	
41 Peanuts harvested for picking or threshing.....multiple units reporting 1954...	267	...	21	27	40	70	60	33	16	
42 1949...	369	...	8	16	65	113	86	61	20	
43 subunits reporting 1954...	370	...	22	33	50	104	92	45	24	
44 1949...	582	...	8	19	77	155	145	127	51	
45 acres 1954...	3,020	...	38	75	132	430	692	525	1,128	
46 1949...	4,686	...	12	47	176	594	1,098	1,322	1,437	
47 pounds 1954...	1,913,223	...	31,715	64,145	99,741	273,705	417,378	304,569	721,970	
48 1949...	3,275,854	...	6,140	38,136	150,235	383,963	758,173	852,057	1,087,150	
49 Horses and/or mules....multiple units reporting 1954...	9,990	8	781	1,075	2,251	2,931	1,779	939	226	
50 1950...	12,346	30	615	1,105	2,840	4,047	2,349	1,118	242	
51 number 1954...	31,590	21	1,209	1,977	4,850	8,120	7,102	5,632	2,679	
52 1950...	44,812	58	1,009	2,201	6,674	12,499	10,683	8,106	3,582	
53 Landlord-tenant operations containing multiple units:										
54 All subunits including home farm.....number 1954...	42,277	88	2,830	3,206	6,971	10,690	8,876	6,720	2,896	
55 1950...	51,007	141	2,201	3,385	8,386	14,085	11,355	8,131	3,323	
56 Land in all subunits including home farm.....acres 1954...	3,601,652	4,541	115,082	136,461	381,447	752,989	854,664	869,606	486,862	
57 1950...	4,192,432	11,386	100,830	174,470	452,313	983,082	1,016,256	954,550	499,545	
58 Owned by operator of multiple unit..acres 1954...	3,019,437	3,896	108,389	126,267	351,289	651,878	707,420	683,368	386,930	
59 1950...	3,562,405	10,091	95,053	166,893	410,928	856,474	836,594	766,611	419,761	
60 Rented by operator of multiple unit.....acres 1954...	582,215	645	6,693	10,194	30,158	101,111	147,244	186,238	99,932	
61 1950...	630,027	1,295	5,777	7,577	41,385	126,608	179,662	187,939	79,784	
62 Subunits not included in multiple units.....operators reporting 1954...	3,459	14	342	307	608	879	686	458	165	
63 1950...	4,262	8	271	357	762	1,205	929	565	165	
64 number 1954...	8,171	27	678	524	1,075	1,779	1,723	1,421	944	
65 1950...	9,646	17	557	703	1,350	2,338	2,195	1,720	766	
66 Share tenants.....number 1954...	5,046	7	379	349	708	1,131	1,063	927	482	
67 1950...	5,661	7	256	374	764	1,394	1,281	1,070	515	
68 Other tenants, not croppers nor share tenants.....number 1954...	3,125	20	299	175	367	648	660	494	462	
69 1950...	3,985	10	301	329	586	944	914	650	251	
70 Land in subunits not included in multiple units.....acres 1954...	243,270	1,686	17,371	13,522	32,062	54,513	56,050	43,308	24,758	
1950...	388,602	1,859	16,826	24,690	54,938	91,965	89,731	71,571	37,022	

MULTIPLE-UNIT OPERATIONS

Economic Area Table 4.—MULTIPLE-UNIT OPERATIONS, BY ACRES OF CROPLAND HARVESTED: CENSUSES OF 1954 AND 1950—Continued

Item (For definitions and explanations, see text)	Area 1									
	Total	Acres of cropland harvested								
		None	Under 20 acres	20 to 29 acres	30 to 49 acres	50 to 99 acres	100 to 199 acres	200 to 499 acres	500 acres and over	
1 Multiple-unit operations.....number 1954...	381	3	93	63	94	82	28	15	3	
2 1950...	443	6	60	75	132	112	44	12	2	
3 Subunits in multiple-unit operations.....total number 1954...	947	7	192	132	210	216	94	80	16	
4 1950...	1,097	12	121	154	277	284	148	74	27	
5 Home farms.....number 1954...	373	3	91	63	91	79	28	15	3	
6 1950...	410	6	58	74	116	102	40	12	2	
7 Cropper farms.....number 1954...	574	4	101	69	119	137	66	65	13	
8 1950...	687	6	63	80	161	182	108	62	25	
9 Land in multiple-unit operations...total acres 1954...	93,108	419	12,307	7,703	15,067	23,711	9,339	10,988	13,574	
10 1950...	86,565	1,200	9,201	7,644	17,725	21,869	14,907	11,412	2,607	
11 Home farms.....acres 1954...	76,988	376	11,359	6,558	11,731	18,610	7,171	7,887	13,296	
12 1950...	62,862	1,093	7,881	6,019	12,340	14,519	10,580	8,334	2,096	
13 Cropper farms.....acres 1954...	16,120	43	948	1,145	3,336	5,101	2,168	3,101	278	
14 1950...	23,703	107	1,320	1,625	5,385	7,350	4,327	3,078	511	
15 Cropland harvested.....total acres 1954...	21,520	...	1,078	1,478	3,619	5,665	3,669	3,919	2,092	
16 1949...	25,735	...	787	1,863	5,134	7,506	5,812	3,177	1,456	
17 Corn harvested for grain.....multiple units reporting 1954...	345	...	77	60	90	75	25	15	3	
18 1949...	422	...	53	71	131	111	43	11	2	
19 subunits reporting 1954...	655	...	114	86	150	160	66	67	12	
20 1949...	843	...	69	113	230	231	115	61	24	
21 acres 1954...	5,592	...	533	550	1,174	1,296	673	806	560	
22 1949...	7,284	...	358	686	1,893	2,130	1,249	769	199	
23 bushels 1954...	64,555	...	6,861	6,757	12,300	14,253	8,680	11,978	3,726	
24 1949...	132,397	...	7,240	12,211	33,020	36,866	24,135	14,955	3,970	
25 Cotton harvested.....multiple units reporting 1954...	298	...	37	48	88	81	26	15	3	
26 1949...	373	...	31	62	116	108	42	12	2	
27 subunits reporting 1954...	570	...	47	68	141	165	70	65	14	
28 1949...	726	...	39	82	187	218	112	62	26	
29 acres 1954...	4,972	...	190	364	974	1,621	852	707	264	
30 1949...	7,705	...	228	581	1,637	2,523	1,584	866	286	
31 bales 1954...	2,847	...	100	212	564	876	527	440	128	
32 1949...	3,190	...	80	238	648	1,044	731	337	112	
33 Tobacco harvested.....multiple units reporting 1954...	2	...	1	...	1	
34 1949...	11	...	2	1	5	2	1	
35 subunits reporting 1954...	3	...	2	...	1	
36 1949...	12	...	2	1	5	2	2	
37 acres 1954...	6	...	4	...	2	
38 1949...	6	...	(2)	1	3	1	1	
39 pounds 1954...	2,750	...	1,750	...	1,000	
40 1949...	6,239	...	430	1,400	3,040	819	550	
41 Peanuts harvested for picking or threshing.....multiple units reporting 1954...	
42 1949...	2	2	
43 subunits reporting 1954...	
44 1949...	2	2	
45 acres 1954...	
46 1949...	5	5	
47 pounds 1954...	
48 1949...	1,700	1,700	
49 Horses and/or mules....multiple units reporting 1954...	334	2	67	56	90	76	25	15	3	
50 1950...	409	5	49	70	124	107	40	12	2	
51 number 1954...	885	5	91	97	202	227	100	130	33	
52 1950...	1,278	7	86	137	319	355	207	123	44	
53 Landlord-tenant operations containing multiple units:										
54 All subunits including home farm.....number 1954...	1,108	9	223	152	242	242	113	91	36	
55 1950...	1,283	12	155	172	322	336	177	82	27	
56 Land in all subunits including home farm.....acres 1954...	99,572	752	13,021	8,259	16,043	25,023	10,958	11,685	13,831	
57 1950...	97,326	1,200	11,000	8,612	20,743	26,068	14,976	12,120	2,607	
58 Owned by operator of multiple unit..acres 1954...	82,287	734	12,941	7,817	14,941	22,310	9,495	10,949	3,100	
59 1950...	85,325	1,200	10,361	7,927	18,118	23,895	13,695	8,882	1,247	
60 Rented by operator of multiple unit.....acres 1954...	17,285	18	80	442	1,102	2,713	1,463	736	10,731	
61 1950...	12,001	...	639	685	2,625	2,173	1,281	3,238	1,360	
62 Subunits not included in multiple units.....operators reporting 1954...	95	1	26	13	20	17	9	7	2	
63 1950...	102	...	19	16	27	22	14	4	...	
64 number 1954...	161	2	31	20	32	26	19	11	20	
65 1950...	186	...	34	18	45	52	29	8	...	
66 Share tenants.....number 1954...	96	1	19	13	19	17	14	10	3	
67 1950...	110	...	12	12	31	38	11	6	...	
68 Other tenants, not croppers nor share tenants.....number 1954...	65	1	12	7	13	9	5	1	17	
69 1950...	76	...	22	6	14	14	18	2	...	
70 Land in subunits not included in multiple units.....acres 1954...	6,464	333	714	556	976	1,312	1,619	697	257	
1950...	10,761	...	1,799	968	3,018	4,199	69	708	...	

Z Reported in small fractions.

SOUTH CAROLINA

Economic Area Table 4.—MULTIPLE-UNIT OPERATIONS, BY ACRES OF CROPLAND HARVESTED: CENSUSES OF 1954 AND 1950—Continued

Item (For definitions and explanations, see text)	Area 2								
	Total	Acres of cropland harvested							
		None	Under 20 acres	20 to 29 acres	30 to 49 acres	50 to 99 acres	100 to 199 acres	200 to 499 acres	500 acres and over
1 Multiple-unit operations.....number 1954...	1,712	2	186	167	374	502	310	144	27
2 1950...	2,363	21	171	205	511	781	442	194	38
3 Subunits in multiple-unit operations.....total number 1954...	4,875	4	381	351	835	1,265	1,057	744	238
4 1950...	6,884	43	348	428	1,110	1,970	1,533	1,040	412
5 Home farms.....number 1954...	1,667	2	184	161	358	489	303	143	27
6 1950...	2,230	21	168	193	481	725	415	189	38
7 Cropper farms.....number 1954...	3,208	2	197	190	477	776	754	601	211
8 1950...	4,654	22	180	235	629	1,245	1,118	851	374
9 Land in multiple-unit operations....total acres 1954...	460,120	32	12,918	14,789	44,726	97,923	120,679	106,688	62,365
10 1950...	549,878	1,997	13,601	18,885	51,813	131,291	138,251	124,509	69,531
11 Home farms.....acres 1954...	382,639	24	10,655	10,708	34,493	77,386	100,685	91,494	57,194
12 1950...	412,623	1,134	10,863	12,681	35,445	94,273	103,452	96,312	58,463
13 Cropper farms.....acres 1954...	77,481	8	2,263	4,081	10,233	20,537	19,994	15,194	5,171
14 1950...	137,255	863	2,738	6,204	16,368	37,018	34,799	28,197	11,068
15 Cropland harvested.....total acres 1954...	163,871	...	2,275	4,162	14,698	35,012	43,225	41,895	22,604
16 1949...	228,874	...	2,370	5,073	20,090	54,542	60,696	55,759	30,344
17 Corn harvested for grain.....multiple units reporting 1954...	1,401	...	122	144	309	421	251	127	27
18 1949...	2,196	...	134	187	499	737	424	179	36
19 subunits reporting 1954...	2,777	...	153	195	490	741	615	439	144
20 1949...	4,833	...	173	265	797	1,441	1,112	733	312
21 acres 1954...	22,404	...	687	1,105	3,001	5,749	5,370	4,434	2,058
22 1949...	42,139	...	806	1,506	5,334	11,750	10,486	7,685	4,572
23 bushels 1954...	227,843	...	7,121	10,334	29,873	57,131	51,777	47,776	23,831
24 1949...	812,351	...	14,279	28,682	105,462	217,142	197,505	151,449	97,832
25 Cotton harvested.....multiple units reporting 1954...	1,603	...	124	158	358	486	306	144	27
26 1949...	2,186	...	107	177	489	752	432	191	38
27 subunits reporting 1954...	3,523	...	136	207	551	900	856	649	224
28 1949...	5,085	...	123	237	763	1,521	1,198	862	381
29 acres 1954...	44,894	...	780	1,475	4,989	10,496	12,355	10,201	4,598
30 1949...	74,688	...	799	1,924	7,928	19,938	20,027	15,707	8,365
31 bales 1954...	24,561	...	410	777	2,661	5,749	6,699	5,548	2,717
32 1949...	35,923	...	367	855	3,557	9,084	9,372	8,204	4,484
33 Tobacco harvested.....multiple units reporting 1954...	6	1	2	..	3	...
34 1949...	6	...	1	3	1
35 subunits reporting 1954...	8	1	2	...	5	...
36 1949...	6	...	1	3	1	1	...
37 acres 1954...	12	1	2	...	9	...
38 1949...	2	...	(2)	2	(2)	(2)	...
39 pounds 1954...	6,866	300	1,966	...	4,600	...
40 1949...	2,561	...	386	1,575	300
41 Peanuts harvested for picking or threshing.....multiple units reporting 1954...	3	...	1	...	1	1
42 1949...	11	2	2	3	...	4	...
43 subunits reporting 1954...	3	...	1	...	1	1
44 1949...	17	3	2	6	...	6	...
45 acres 1954...	5	...	1	...	1	3
46 1949...	25	15	1	(2)	...	9	...
47 pounds 1954...	1,940	...	420	...	20	1,500
48 1949...	19,167	15,476	700	630	...	2,361	...
49 Horses and/or mules....multiple units reporting 1954...	1,427	1	130	133	305	446	262	126	24
50 1950...	2,117	13	129	177	472	702	405	182	37
51 number 1954...	4,334	1	196	232	643	1,173	1,048	730	311
52 1950...	7,561	25	211	341	1,042	2,078	1,834	1,385	645
53 Landlord-tenant operations containing multiple units:									
54 All subunits including home farm.....number 1954...	5,497	5	459	388	916	1,413	1,202	824	290
55 1950...	7,866	45	396	495	1,235	2,209	1,812	1,203	471
56 Land in all subunits including home farm.....acres 1954...	480,173	35	14,788	15,987	47,466	103,456	125,687	108,719	64,035
57 1950...	595,183	2,802	14,787	22,834	57,637	141,191	151,966	131,718	72,248
58 Owned by operator of multiple unit.....acres 1954...	423,340	35	14,479	15,200	43,906	91,183	108,944	93,848	55,745
59 1950...	520,049	2,267	13,812	22,297	52,654	121,478	130,946	109,801	66,794
60 Rented by operator of multiple unit.....acres 1954...	56,833	...	309	787	3,560	12,273	16,743	14,871	8,290
61 1950...	75,134	535	975	537	4,983	19,713	21,020	21,917	5,454
62 Subunits not included in multiple units.....operators reporting 1954...	377	1	53	26	65	96	74	47	15
63 1950...	547	1	37	43	88	134	74	74	24
64 number 1954...	622	1	78	37	81	148	145	80	52
65 1950...	982	2	48	67	125	239	279	163	59
66 Share tenants.....number 1954...	340	...	33	15	49	88	74	52	29
67 1950...	629	1	20	36	71	146	205	112	38
68 Other tenants, not croppers nor share tenants.....number 1954...	282	1	45	22	32	60	71	28	23
69 1950...	353	1	28	31	54	93	74	51	21
70 Land in subunits not included in multiple units.....acres 1954...	20,053	3	1,870	1,198	2,740	5,533	5,008	2,031	1,670
1950...	45,305	805	1,186	3,949	5,824	9,900	13,715	7,209	2,717

Z Reported in small fractions.

MULTIPLE-UNIT OPERATIONS

Economic Area Table 4.—MULTIPLE-UNIT OPERATIONS, BY ACRES OF CROPLAND HARVESTED: CENSUSES OF 1954 AND 1950—Continued

Item (For definitions and explanations, see text)	Total	Area 3								
		Acres of cropland harvested								
		None	Under 20 acres	20 to 29 acres	30 to 49 acres	50 to 99 acres	100 to 199 acres	200 to 499 acres	500 acres and over	
1 Multiple-unit operations.....number 1954...	1,111	3	110	123	232	347	204	83	9	
2 1950...	1,403	8	69	115	307	530	262	99	13	
3 Subunits in multiple-unit operations.....total number 1954...	3,312	6	224	257	511	916	757	532	109	
4 1950...	4,235	23	142	237	684	1,366	1,009	623	151	
5 Home farms.....number 1954...	1,075	3	104	122	218	334	203	82	9	
6 1950...	1,306	8	64	105	283	495	244	94	13	
7 Cropper farms.....number 1954...	2,237	3	120	135	293	582	554	450	100	
8 1950...	2,929	15	78	132	401	871	765	529	138	
9 Land in multiple-unit operations....total acres 1954...	338,325	528	12,408	16,935	37,779	87,521	94,565	71,488	17,101	
10 1950...	409,377	2,423	7,431	16,233	44,272	123,606	107,936	86,054	21,422	
11 Home farms.....acres 1954...	282,983	377	10,400	14,368	31,505	71,840	80,484	59,792	14,217	
12 1950...	314,087	1,944	6,038	12,338	33,109	96,774	83,806	63,966	16,112	
13 Cropper farms.....acres 1954...	55,342	151	2,008	2,567	6,274	15,681	14,081	11,696	2,884	
14 1950...	95,290	479	1,393	3,895	11,163	26,832	24,130	22,088	5,310	
15 Cropland harvested.....total acres 1954...	95,246	...	1,450	3,042	9,137	24,278	27,383	23,897	6,059	
16 1949...	127,900	...	901	2,881	12,034	36,817	36,115	30,603	8,549	
17 Corn harvested for grain.....multiple units reporting 1954...	930	...	72	105	195	300	175	74	9	
18 1949...	1,318	...	51	100	296	511	252	95	13	
19 subunits reporting 1954...	2,039	...	88	139	302	582	499	343	86	
20 1949...	3,223	...	61	153	512	1,065	805	510	117	
21 acres 1954...	15,965	...	421	845	2,000	4,590	4,204	3,218	727	
22 1949...	28,867	...	285	910	3,529	9,033	7,783	6,092	1,235	
23 bushels 1954...	136,229	...	3,475	7,193	17,323	39,677	36,816	26,152	5,593	
24 1949...	535,828	...	4,950	16,354	63,324	171,100	144,958	112,831	22,311	
25 Cotton harvested.....multiple units reporting 1954...	1,057	...	81	112	229	342	201	83	9	
26 1949...	1,361	...	56	107	302	525	259	99	13	
27 subunits reporting 1954...	2,466	...	94	146	353	673	616	480	104	
28 1949...	3,417	...	66	156	516	1,120	864	552	143	
29 acres 1954...	30,023	...	551	1,069	3,416	7,874	8,273	6,980	1,860	
30 1949...	47,398	...	430	1,230	3,097	14,513	13,052	9,801	3,235	
31 bales 1954...	16,668	...	290	546	1,912	4,361	4,622	3,925	1,012	
32 1949...	27,631	...	228	701	2,847	8,555	7,598	5,774	1,928	
33 Tobacco harvested.....multiple units reporting 1954...	2	1	...	1	
34 1949...	4	1	...	2	...	1	...	
35 subunits reporting 1954...	2	1	...	1	
36 1949...	4	1	...	2	...	1	...	
37 acres 1954...	2	1	...	1	
38 1949...	8	1	...	7	...	(2)	...	
39 pounds 1954...	1,800	800	...	1,000	
40 1949...	7,900	1,400	...	6,200	...	300	...	
41 Peanuts harvested for picking or threshing.....multiple units reporting 1954...	5	1	1	1	2	
42 1949...	7	2	3	2	
43 subunits reporting 1954...	8	2	1	2	3	
44 1949...	8	2	4	2	
45 acres 1954...	6	2	1	1	2	
46 1949...	6	1	3	2	
47 pounds 1954...	2,100	140	560	731	669	
48 1949...	2,190	550	955	685	
49 Horses and/or mules....multiple units reporting 1954...	973	1	85	102	209	312	180	76	8	
50 1950...	1,260	3	51	93	275	481	248	96	13	
51 number 1954...	3,311	4	177	176	474	914	804	628	134	
52 1950...	4,898	4	91	202	673	1,580	1,274	880	194	
53 Landlord-tenant operations containing multiple units: All subunits including home farm.....number 1954...	3,790	7	269	282	569	1,062	855	617	129	
54 1950...	4,868	31	162	281	771	1,537	1,160	762	164	
55 Land in all subunits including home farm.....acres 1954...	359,560	529	13,707	17,421	41,977	93,688	98,629	74,534	19,075	
56 1950...	444,968	2,747	7,973	18,638	50,286	132,190	112,688	94,570	25,876	
57 Owned by operator of multiple unit.....acres 1954...	310,250	529	12,606	15,883	39,885	78,996	83,095	62,727	16,529	
58 1950...	389,713	2,497	7,779	17,667	44,637	116,575	93,234	83,051	24,273	
59 Rented by operator of multiple unit.....acres 1954...	49,310	...	1,101	1,538	2,092	14,692	15,534	11,807	2,546	
60 1950...	55,255	250	194	971	5,649	15,615	19,454	11,519	1,603	
61 Subunits not included in multiple units.....operators reporting 1954...	245	1	26	22	39	67	51	33	6	
62 1950...	340	3	16	27	54	114	77	44	5	
63 number 1954...	478	1	45	25	58	146	98	85	20	
64 1950...	633	8	20	44	87	171	151	139	13	
65 Share tenants.....number 1954...	238	...	20	11	27	61	51	56	12	
66 1950...	361	3	8	34	41	89	100	74	12	
67 Other tenants, not croppers nor share tenants.....number 1954...	240	1	25	14	31	85	47	29	8	
68 1950...	272	5	12	10	46	82	51	65	1	
69 Land in subunits not included in multiple units.....acres 1954...	21,235	1	1,299	486	4,198	6,167	4,064	3,046	1,974	
70 1950...	35,591	324	542	2,405	6,014	8,584	4,752	8,516	4,454	

Z Reported in small fractions.

Economic Area Table 4.—MULTIPLE-UNIT OPERATIONS, BY ACRES OF CROPLAND HARVESTED: CENSUSES OF 1954 AND 1950—Continued

Item (For definitions and explanations, see text)	Area 4								
	Total	Acres of cropland harvested							
		None	Under 20 acres	20 to 29 acres	30 to 49 acres	50 to 99 acres	100 to 199 acres	200 to 499 acres	500 acres and over
1 Multiple-unit operations.....number 1954...	894	1	78	91	178	265	186	80	15
2 1950...	1,216	5	61	103	230	415	270	111	21
3 Subunits in multiple-unit operations.....total number 1954...	2,576	2	159	190	396	651	631	399	148
4 1950...	3,600	11	125	224	503	1,050	925	572	190
5 Home farms.....number 1954...	876	1	76	86	172	262	186	78	15
6 1950...	1,173	4	59	95	220	398	266	111	20
7 Cropper farms.....number 1954...	1,700	1	83	104	224	389	445	321	133
8 1950...	2,427	7	66	129	283	652	659	461	170
9 Land in multiple-unit operations....total acres 1954...	318,218	340	12,351	12,048	34,028	66,296	90,275	75,919	26,961
10 1950...	437,208	302	13,113	18,434	43,937	110,047	116,667	97,757	36,951
11 Home farms.....acres 1954...	283,538	339	11,579	10,503	29,374	57,368	81,182	68,500	24,693
12 1950...	376,775	223	12,040	15,880	37,685	94,465	101,715	83,535	31,232
13 Cropper farms.....acres 1954...	34,680	1	772	1,545	4,654	8,928	9,093	7,419	2,268
14 1950...	60,433	79	1,073	2,554	6,252	15,582	14,952	14,222	5,719
15 Cropland harvested.....total acres 1954...	89,633	...	1,016	2,245	6,956	18,803	25,963	23,851	10,799
16 1949...	127,210	...	796	2,564	9,140	29,226	38,092	32,486	14,906
17 Corn harvested for grain.....multiple units reporting 1954...	857	...	70	89	171	254	181	77	15
18 1949...	1,180	...	53	96	226	410	264	110	21
19 subunits reporting 1954...	1,872	...	85	123	275	487	489	302	111
20 1949...	2,866	...	69	149	402	871	738	473	164
21 acres 1954...	18,910	...	400	701	2,122	4,510	4,877	4,276	2,024
22 1949...	32,799	...	316	976	3,176	8,694	8,927	7,730	2,980
23 bushels 1954...	219,119	...	4,222	7,703	20,768	54,171	59,419	47,850	24,986
24 1949...	569,572	...	4,301	16,261	53,709	143,746	165,968	128,514	57,073
25 Cotton harvested.....multiple units reporting 1954...	856	...	61	84	173	260	184	79	15
26 1949...	1,163	...	42	96	217	408	269	110	21
27 subunits reporting 1954...	1,913	...	71	116	258	477	507	349	135
28 1949...	2,858	...	49	142	354	829	788	514	182
29 acres 1954...	20,945	...	326	712	2,116	4,592	6,019	5,087	2,093
30 1949...	34,962	...	243	966	2,941	8,515	10,421	8,721	3,155
31 bales 1954...	14,486	...	184	444	1,288	3,022	4,203	3,653	1,692
32 1949...	22,613	...	151	548	1,648	5,123	7,134	5,817	2,192
33 Tobacco harvested.....multiple units reporting 1954...	13	1	8	3	1	...
34 1949...	1	1
35 subunits reporting 1954...	18	1	9	7	1	...
36 1949...	1	1
37 acres 1954...	41	5	18	14	4	...
38 1949...	(2)	(2)
39 pounds 1954...	28,456	2,000	9,756	12,200	4,500	...
40 1949...	118	118
41 Peanuts harvested for picking or threshing.....multiple units reporting 1954...	9	4	3	2
42 1949...	22	1	3	12	4	2	...
43 subunits reporting 1954...	15	7	4	4
44 1949...	25	1	3	15	4	2	...
45 acres 1954...	15	7	5	3
46 1949...	19	1	3	9	3	3	...
47 pounds 1954...	3,815	1,680	1,155	980
48 1949...	9,330	300	1,215	4,980	1,705	1,130	...
49 Horses and/or mules....multiple units reporting 1954...	765	1	61	76	154	230	157	73	13
50 1950...	1,089	2	46	86	206	387	242	102	18
51 number 1954...	2,221	3	96	136	318	578	537	419	134
52 1950...	3,764	3	83	176	456	1,122	1,013	666	245
53 Landlord-tenant operations containing multiple units: All subunits including home farm.....number 1954...	3,186	2	212	222	437	819	719	490	285
54 1950...	4,418	13	161	290	581	1,216	1,096	742	319
55 Land in all subunits including home farm.....acres 1954...	334,154	340	14,602	13,053	35,293	70,122	93,107	79,755	27,882
56 1950...	472,163	675	14,970	20,885	47,929	115,974	127,433	103,879	40,418
57 Owned by operator of multiple unit..acres 1954...	285,848	340	14,170	12,626	32,117	59,885	77,100	64,343	25,267
58 1950...	404,475	675	14,580	20,239	45,373	98,142	107,595	81,440	36,431
59 Rented by operator of multiple unit.....acres 1954...	48,306	...	432	427	3,176	10,237	16,007	15,412	2,615
60 1950...	67,688	...	390	646	2,556	17,832	19,838	22,439	3,987
61 Subunits not included in multiple units.....operators reporting 1954...	198	...	27	22	29	49	40	22	9
62 1950...	346	2	18	31	44	92	87	55	17
63 number 1954...	610	...	53	32	41	168	88	91	137
64 1950...	818	2	36	66	78	166	171	170	129
65 Share tenants.....number 1954...	243	...	28	10	15	41	57	54	38
66 1950...	441	1	9	40	35	86	89	114	67
67 Other tenants, not croppers nor share tenants.....number 1954...	367	...	25	22	26	127	31	37	99
68 1950...	377	1	27	26	43	80	82	56	62
69 Land in subunits not included in multiple units.....acres 1954...	15,936	...	2,251	1,005	1,265	3,826	2,832	3,836	921
70 1950...	34,955	373	1,857	2,451	3,992	5,927	10,766	6,122	3,467

2 Reported in small fractions.

MULTIPLE-UNIT OPERATIONS

Economic Area Table 4.—MULTIPLE-UNIT OPERATIONS, BY ACRES OF CROPLAND HARVESTED: CENSUSES OF 1954 AND 1950—Continued

Item (For definitions and explanations, see text)	Areas 5, A, and B								
	Total	Acres of cropland harvested							
		None	Under 20 acres	20 to 29 acres	30 to 49 acres	50 to 99 acres	100 to 199 acres	200 to 499 acres	500 acres and over
1 Multiple-unit operations.....number 1954...	885	6	55	58	155	284	204	95	28
2 1950...	1,109	3	59	68	198	358	263	126	34
3 Subunits in multiple-unit operations.....total number 1954...	2,389	12	114	124	332	673	606	392	136
4 1950...	3,214	8	123	137	420	853	812	563	298
5 Home farms.....number 1954...	849	5	54	53	149	269	198	93	28
6 1950...	1,033	3	54	62	184	332	246	118	34
7 Cropper farms.....number 1954...	1,540	7	60	71	183	404	408	299	108
8 1950...	2,181	5	69	75	236	521	566	445	264
9 Land in multiple-unit operations....total acres 1954...	345,150	762	7,012	6,806	26,468	67,116	83,053	84,529	69,404
10 1950...	410,980	2,124	7,628	8,036	30,797	80,674	101,013	107,656	73,032
11 Home farms.....acres 1954...	295,013	430	6,106	5,477	21,899	54,845	69,515	72,093	64,648
12 1950...	330,919	1,696	5,528	6,212	23,751	62,653	79,233	88,828	63,018
13 Cropper farms.....acres 1954...	50,137	332	906	1,329	4,569	12,271	13,538	12,436	4,756
14 1950...	80,061	428	2,100	1,824	7,046	18,021	21,780	18,828	10,034
15 Cropland harvested.....total acres 1954...	105,462	...	701	1,396	6,234	20,760	28,043	27,941	20,387
16 1949...	136,773	...	785	1,639	7,903	25,520	35,864	37,219	27,843
17 Corn harvested for grain.....multiple units reporting 1954...	823	...	40	52	147	271	198	90	25
18 1949...	1,062	...	47	62	187	351	257	124	34
19 subunits reporting 1954...	1,696	...	51	79	228	498	468	287	85
20 1949...	2,434	...	53	77	297	683	648	448	228
21 acres 1954...	28,665	...	248	541	2,285	6,613	8,016	7,158	3,804
22 1949...	40,121	...	385	617	2,827	8,769	10,869	10,035	6,619
23 bushels 1954...	274,902	...	2,181	4,687	18,060	57,445	71,362	76,738	44,429
24 1949...	557,942	...	6,024	8,758	40,275	120,536	147,475	142,056	92,818
25 Cotton harvested.....multiple units reporting 1954...	852	...	44	53	151	281	202	94	27
26 1949...	1,058	...	47	64	190	342	256	125	34
27 subunits reporting 1954...	1,830	...	56	80	225	509	500	341	119
28 1949...	2,494	...	50	84	286	658	683	483	250
29 acres 1954...	30,420	...	331	526	2,298	7,038	8,650	7,335	4,242
30 1949...	45,286	...	245	641	2,959	8,973	12,260	11,713	8,495
31 bales 1954...	17,631	...	190	305	1,273	3,881	4,866	4,410	2,706
32 1949...	22,224	...	120	334	1,524	4,697	5,978	5,497	4,074
33 Tobacco harvested.....multiple units reporting 1954...	131	...	4	5	28	40	35	15	4
34 1949...	122	7	21	37	39	14	4
35 subunits reporting 1954...	188	...	4	6	31	56	57	28	6
36 1949...	174	8	26	53	67	17	3
37 acres 1954...	459	...	6	10	56	118	143	98	28
38 1949...	387	13	45	104	169	48	8
39 pounds 1954...	371,518	...	7,200	9,150	40,338	103,290	111,778	82,860	16,902
40 1949...	369,042	10,200	39,508	102,402	169,098	41,334	6,500
41 Peanuts harvested for picking or threshing.....multiple units reporting 1954...	17	...	1	...	2	4	5	2	3
42 1949...	67	...	2	...	8	11	27	15	4
43 subunits reporting 1954...	21	...	1	...	2	5	6	3	4
44 1949...	108	...	2	...	10	16	45	27	8
45 acres 1954...	228	...	1	...	2	44	52	22	107
46 1949...	1,144	...	2	...	10	129	467	363	173
47 pounds 1954...	81,439	...	360	...	1,400	5,429	18,850	5,900	49,500
48 1949...	559,850	...	240	...	6,502	69,783	252,865	129,660	100,800
49 Horses and/or mules....multiple units reporting 1954...	696	2	36	46	111	216	172	86	27
50 1950...	944	1	41	56	170	305	230	110	31
51 number 1954...	2,106	6	49	90	221	533	555	409	243
52 1950...	3,165	3	60	90	351	790	881	596	394
53 Landlord-tenant operations containing multiple units:									
54 All subunits including home farm.....number 1954...	3,005	14	140	151	415	815	719	524	227
55 1950...	4,087	8	171	168	520	1,059	1,033	728	400
56 Land in all subunits including home farm.....acres 1954...	368,193	952	8,224	7,481	28,809	71,935	87,270	90,605	72,917
57 1950...	451,000	2,124	8,638	8,996	34,597	89,066	110,766	117,322	79,491
58 Owned by operator of multiple unit..acres 1954...	329,118	952	6,381	6,910	26,986	64,185	75,889	79,268	68,547
59 1950...	391,127	2,124	8,162	8,244	31,846	79,372	93,045	102,839	65,495
60 Rented by operator of multiple unit.....acres 1954...	39,075	...	1,843	571	1,823	7,750	11,381	11,337	4,370
61 1950...	59,873	...	476	752	2,751	9,694	17,721	14,483	13,996
62 Subunits not included in multiple units.....operators reporting 1954...	300	2	14	20	47	90	69	42	16
63 1950...	421	...	22	19	56	124	110	65	25
64 number 1954...	616	2	26	27	83	142	113	132	91
65 1950...	873	...	48	31	100	206	221	165	102
66 Share tenants.....number 1954...	379	1	15	15	46	95	79	74	54
67 1950...	514	...	12	18	52	115	133	110	74
68 Other tenants, not croppers nor share tenants.....number 1954...	237	1	11	12	37	47	34	58	37
69 1950...	359	...	36	13	48	91	88	55	28
70 Land in subunits not included in multiple units.....acres 1954...	23,043	190	1,212	675	2,341	4,819	4,217	6,076	3,513
1950...	40,020	...	1,010	960	3,800	8,392	9,753	9,666	6,439

Economic Area Table 4.—MULTIPLE-UNIT OPERATIONS, BY ACRES OF CROPLAND HARVESTED: CENSUSES OF 1954 AND 1950—Continued

Item (For definitions and explanations, see text)		Area 6								
		Total	Acres of cropland harvested							
			None	Under 20 acres	20 to 29 acres	30 to 49 acres	50 to 99 acres	100 to 199 acres	200 to 499 acres	500 acres and over
1	Multiple-unit operations.....number	1954... 2,906	10	93	172	437	808	750	492	144
2		1950... 3,365	6	73	127	530	1,108	865	531	125
3	Subunits in multiple-unit operations.....total number	1954... 9,402	20	194	367	975	2,082	2,434	2,233	1,097
4		1950... 11,249	14	154	268	1,171	2,860	2,915	2,658	1,209
5	Home farms.....number	1954... 2,778	7	79	163	404	766	727	488	144
6		1950... 3,103	6	67	114	482	988	806	515	125
7	Cropper farms.....number	1954... 6,624	13	115	204	571	1,316	1,707	1,745	953
8		1950... 8,146	8	87	154	689	1,872	2,109	2,143	1,084
9	Land in multiple-unit operations....total acres	1954... 998,717	594	4,948	11,988	49,103	139,486	235,077	326,578	230,943
10		1950... 1,083,341	575	7,022	11,434	53,187	183,461	269,291	348,133	210,238
11	Home farms.....acres	1954... 847,510	479	3,399	8,642	38,122	108,925	194,820	285,567	207,556
12		1950... 848,913	442	5,465	8,715	38,134	131,853	204,712	281,522	178,070
13	Cropper farms.....acres	1954... 151,207	115	1,549	3,346	10,981	30,561	40,257	41,011	23,387
14		1950... 234,428	133	1,557	2,719	15,053	51,608	64,579	66,611	32,168
15	Cropland harvested.....total acres	1954... 452,198	...	1,197	4,276	17,371	58,298	105,615	147,378	118,063
16		1949... 485,391	...	1,098	3,152	21,173	79,839	120,391	159,233	100,505
17	Corn harvested for grain.....multiple units reporting	1954... 2,656	...	58	154	394	754	700	461	135
18		1949... 3,228	...	57	112	506	1,069	843	521	120
19	subunits reporting	1954... 6,372	...	70	210	636	1,486	1,758	1,481	731
20		1949... 8,858	...	73	165	901	2,293	2,381	2,090	955
21	acres	1954... 101,904	...	310	1,299	5,546	17,991	27,637	30,566	18,555
22		1949... 142,163	...	363	1,121	7,825	27,621	38,994	44,896	21,343
23	bushels	1954... 968,956	...	2,862	11,488	49,054	164,849	261,393	314,747	164,563
24		1949... 2,728,926	...	6,557	21,818	148,028	518,368	757,970	880,098	396,087
25	Cotton harvested.....multiple units reporting	1954... 2,839	...	75	168	430	794	740	488	144
26		1949... 3,286	...	55	119	510	1,096	852	529	125
27	subunits reporting	1954... 7,591	...	93	222	673	1,583	2,046	1,951	1,023
28		1949... 9,388	...	69	174	848	2,301	2,475	2,403	1,118
29	acres	1954... 134,762	...	464	1,556	5,755	18,346	31,687	41,246	35,708
30		1949... 182,085	...	419	1,185	7,630	29,733	44,128	59,599	39,391
31	bales	1954... 86,946	...	276	1,015	3,570	11,679	19,896	26,843	23,667
32		1949... 88,034	...	192	587	3,678	14,286	21,098	28,850	19,343
33	Tobacco harvested.....multiple units reporting	1954... 1,491	...	51	120	278	460	329	196	57
34		1949... 1,509	...	30	66	328	532	326	187	40
35	subunits reporting	1954... 3,438	...	62	177	455	954	927	632	231
36		1949... 3,434	...	38	103	590	1,088	853	636	166
37	acres	1954... 10,294	...	133	430	1,236	2,885	2,816	1,964	830
38		1949... 9,238	...	82	213	1,349	2,736	2,390	1,915	553
39	pounds	1954... 10,379,782	...	121,208	421,927	1,189,033	2,853,878	2,836,537	1,983,270	973,929
40		1949... 10,848,637	...	94,060	252,912	1,649,699	3,228,375	2,875,404	2,144,353	603,834
41	Peanuts harvested for picking or threshing.....multiple units reporting	1954... 121	...	3	2	6	31	40	27	12
42		1949... 144	...	1	1	8	45	38	35	16
43	subunits reporting	1954... 163	...	3	2	8	40	56	36	18
44		1949... 253	...	1	1	8	58	62	80	43
45	acres	1954... 2,295	...	4	5	44	234	556	451	1,001
46		1949... 2,973	...	1	5	36	321	475	871	1,264
47	pounds	1954... 1,474,604	...	3,300	3,645	21,950	147,530	347,779	279,930	670,470
48		1949... 2,248,437	...	700	3,000	32,115	198,168	378,898	649,206	986,350
49	Horses and/or mules....multiple units reporting	1954... 2,455	1	61	146	371	676	640	427	133
50		1950... 2,998	2	47	105	460	985	787	492	120
51	number	1954... 8,891	2	79	264	761	1,726	2,291	2,230	1,538
52		1950... 12,709	4	81	215	1,090	2,892	3,339	3,374	1,714
53	Landlord-tenant operations containing multiple units:									
54	All subunits including home farm.....number	1954... 12,101	27	263	457	1,156	2,517	3,118	2,914	1,649
55		1950... 14,094	18	238	344	1,397	3,418	3,608	3,489	1,582
56	Land in all subunits including home farm.....acres	1954... 1,077,591	1,467	7,853	14,629	54,698	152,594	256,340	344,170	245,840
57		1950... 1,191,540	867	9,491	14,662	61,893	203,926	296,685	379,029	224,987
58	Owned by operator of multiple unit.....acres	1954... 837,298	1,101	6,374	13,330	47,866	128,081	200,477	252,123	187,946
59		1950... 950,156	867	8,565	13,843	53,743	172,788	232,261	289,349	178,740
60	Rented by operator of multiple unit.....acres	1954... 240,293	366	1,479	1,299	6,832	24,513	55,863	92,047	57,894
61		1950... 241,384	...	926	819	8,150	31,138	64,424	89,680	46,247
62	Subunits not included in multiple units.....operators reporting	1954... 1,028	6	33	48	110	225	276	225	105
63		1950... 1,153	1	29	41	144	299	317	243	79
64	number	1954... 2,699	7	69	90	181	435	684	681	552
65		1950... 2,845	4	84	76	226	558	693	831	373
66	Share tenants.....number	1954... 1,632	2	45	46	101	277	419	443	299
67		1950... 1,606	1	22	30	128	317	369	495	244
68	Other tenants, not croppers nor share tenants.....number	1954... 1,067	5	24	44	80	158	265	238	253
69		1950... 1,239	3	62	46	98	241	324	336	129
70	Land in subunits not included in multiple units.....acres	1954... 78,874	873	2,905	2,641	5,595	13,108	21,263	17,592	14,897
		1950... 108,199	292	2,469	3,228	8,706	20,465	27,394	30,896	14,749

MULTIPLE-UNIT OPERATIONS

Economic Area Table 4.—MULTIPLE-UNIT OPERATIONS, BY ACRES OF CROPLAND HARVESTED: CENSUSES OF 1954 AND 1950—Continued

Item (For definitions and explanations, see text)	Total	Area 7							
		Acres of cropland harvested							
		None	Under 20 acres	20 to 29 acres	30 to 49 acres	50 to 99 acres	100 to 199 acres	200 to 499 acres	500 acres and over
1 Multiple-unit operations.....number 1954...	3,319	3	366	547	1,042	931	300	116	14
2 1950...	3,497	5	268	535	1,140	1,052	360	117	20
3 Subunits in multiple-unit operations.....total number 1954...	9,692	7	751	1,175	2,493	2,852	1,407	826	181
4 1950...	10,186	11	549	1,128	2,687	3,112	1,640	832	227
5 Home farms.....number 1954...	3,177	3	356	527	983	892	287	115	14
6 1950...	3,214	3	253	491	1,056	939	342	111	19
7 Cropper farms.....number 1954...	6,515	4	395	648	1,510	1,960	1,120	711	167
8 1950...	6,972	8	296	637	1,631	2,173	1,298	721	208
9 Land in multiple-unit operations....total acres 1954...	645,752	141	26,487	48,919	131,727	182,858	121,010	108,075	26,535
10 1950...	704,086	329	20,628	51,333	142,120	210,691	149,475	92,514	36,996
11 Home farms.....acres 1954...	516,410	93	21,323	38,521	104,769	138,985	96,885	93,605	22,229
12 1950...	545,251	245	17,134	40,756	109,000	157,320	116,036	73,593	31,167
13 Cropper farms.....acres 1954...	129,342	48	5,164	10,398	26,958	43,873	24,125	14,470	4,306
14 1950...	158,835	84	3,494	10,577	33,120	53,371	33,439	18,921	5,829
15 Cropland harvested.....total acres 1954...	206,671	...	5,183	13,419	40,435	63,154	40,637	33,288	10,555
16 1949...	232,222	...	3,775	13,169	43,948	71,715	49,494	34,326	15,795
17 Corn harvested for grain.....multiple units reporting 1954...	3,165	...	305	512	1,016	909	295	115	13
18 1949...	3,461	...	254	528	1,133	1,049	360	117	20
19 subunits reporting 1954...	7,326	...	393	822	1,942	2,268	1,141	623	137
20 1949...	8,652	...	343	895	2,271	2,757	1,473	724	189
21 acres 1954...	72,860	...	1,925	5,395	16,092	23,572	13,267	9,688	2,921
22 1949...	91,033	...	1,855	6,010	19,624	30,199	18,399	10,526	4,420
23 bushels 1954...	719,288	...	22,128	68,143	181,463	232,323	120,096	75,855	19,280
24 1949...	2,093,683	...	41,606	144,577	465,021	686,431	410,451	264,493	81,104
25 Cotton harvested.....multiple units reporting 1954...	2,866	...	238	429	912	870	293	110	14
26 1949...	2,843	...	117	364	920	950	348	117	20
27 subunits reporting 1954...	6,022	...	262	557	1,460	1,873	1,072	648	150
28 1949...	6,465	...	148	495	1,501	2,114	1,291	717	199
29 acres 1954...	44,978	...	1,039	2,466	7,964	12,995	9,388	7,962	3,164
30 1949...	56,871	...	547	2,138	8,278	16,016	12,916	10,957	6,019
31 bales 1954...	31,163	...	699	1,710	5,586	9,019	6,617	5,596	1,936
32 1949...	23,784	...	224	805	3,213	6,273	5,432	4,605	3,232
33 Tobacco harvested.....multiple units reporting 1954...	3,286	...	348	541	1,039	930	300	115	13
34 1949...	3,454	...	253	530	1,131	1,048	357	115	20
35 subunits reporting 1954...	7,862	...	463	883	2,040	2,405	1,214	710	147
36 1949...	8,201	...	332	870	2,160	2,607	1,358	701	173
37 acres 1954...	29,429	...	1,316	2,852	7,432	9,617	4,833	2,761	618
38 1949...	27,904	...	819	2,478	7,030	8,901	4,697	3,112	867
39 pounds 1954...	32,950,059	...	1,428,712	3,206,568	8,269,946	10,867,180	5,394,372	3,133,330	649,951
40 1949...	34,377,583	...	999,340	3,085,418	8,655,356	11,331,967	5,907,760	3,271,508	1,126,234
41 Peanuts harvested for picking or threshing.....multiple units reporting 1954...	107	...	15	24	25	27	11	4	1
42 1949...	112	...	4	12	40	36	15	5	...
43 subunits reporting 1954...	153	...	16	29	30	47	23	6	2
44 1949...	165	...	4	14	50	53	32	12	...
45 acres 1954...	454	...	31	68	76	128	79	52	20
46 1949...	509	...	8	26	120	128	151	76	...
47 pounds 1954...	346,915	...	27,535	60,360	73,981	115,200	49,100	18,739	2,000
48 1949...	431,870	...	4,900	19,360	107,453	106,437	124,020	69,700	...
49 Horses and/or mules....multiple units reporting 1954...	3,048	...	307	483	954	884	294	112	14
50 1950...	3,234	4	224	479	1,062	988	348	111	18
51 number 1954...	9,098	...	472	922	2,127	2,750	1,590	1,004	233
52 1950...	10,532	12	353	964	2,582	3,410	1,935	1,003	273
53 Landlord-tenant operations containing multiple units:									
54 All subunits including home farm.....number 1954...	12,092	11	996	1,456	3,056	3,478	1,794	1,075	226
55 1950...	13,141	11	820	1,469	3,324	3,977	2,199	1,033	308
56 Land in all subunits including home farm.....acres 1954...	712,184	203	32,226	55,673	146,156	201,069	133,332	116,053	27,472
57 1950...	808,602	329	28,489	60,541	164,388	242,215	170,306	100,323	42,011
58 Owned by operator of multiple unit.....acres 1954...	610,703	203	31,057	50,861	135,230	174,650	111,689	84,687	22,326
59 1950...	701,614	219	26,339	58,260	150,946	214,926	138,227	77,327	35,370
60 Rented by operator of multiple unit.....acres 1954...	101,481	...	1,169	4,812	10,926	26,419	21,643	31,366	5,146
61 1950...	106,988	110	2,150	2,811	13,442	27,889	32,079	22,996	6,641
62 Subunits not included in multiple units.....operators reporting 1954...	1,088	2	134	149	277	308	141	67	10
63 1950...	1,218	...	119	163	319	372	159	73	13
64 number 1954...	2,400	4	245	281	563	626	387	249	45
65 1950...	2,955	...	271	341	637	865	559	201	81
66 Share tenants.....number 1954...	1,914	2	199	230	432	525	313	188	25
67 1950...	1,886	...	172	190	388	581	333	146	76
68 Other tenants, not croppers nor share tenants.....number 1954...	486	2	46	51	131	101	74	61	20
69 1950...	1,069	...	99	151	249	284	226	55	5
70 Land in subunits not included in multiple units.....acres 1954...	66,432	62	5,739	6,754	14,429	18,211	12,322	7,978	937
1950...	104,516	...	7,861	9,208	22,268	31,524	20,831	7,809	5,015

Economic Area Table 4.—MULTIPLE-UNIT OPERATIONS, BY ACRES OF CROPLAND HARVESTED: CENSUSES OF 1954 AND 1950—Continued

Item (For definitions and explanations, see text)	Areas B and C									
	Total	Acres of cropland harvested								
		None	Under 20 acres	20 to 29 acres	30 to 49 acres	50 to 99 acres	100 to 199 acres	200 to 499 acres	500 acres and over	
1 Multiple-unit operations.....number 1954...	361	1	60	42	63	105	58	27	5	
2 1950...	343	1	39	51	81	102	53	13	3	
3 Subunits in multiple-unit operations.....total number 1954...	913	3	137	86	144	256	167	93	27	
4 1950...	896	2	82	106	184	252	178	49	43	
5 Home farms.....number 1954...	354	1	56	41	62	105	57	27	5	
6 1950...	330	1	39	46	78	98	52	13	3	
7 Cropper farms.....number 1954...	559	2	81	45	82	151	110	66	22	
8 1950...	566	1	43	60	106	154	126	36	40	
9 Land in multiple-unit operations...total acres 1954...	158,992	39	9,280	3,751	10,487	33,565	44,616	42,033	15,221	
10 1950...	122,395	577	5,380	17,781	13,524	29,478	28,985	14,944	11,726	
11 Home farms.....acres 1954...	148,809	2	8,737	2,897	8,622	30,582	42,472	40,746	14,751	
12 1950...	107,645	532	3,185	16,557	10,885	25,796	26,148	14,116	10,426	
13 Cropper farms.....acres 1954...	10,183	37	543	854	1,865	2,983	2,144	1,287	470	
14 1950...	14,750	45	2,195	1,224	2,639	3,682	2,837	828	1,300	
15 Cropland harvested.....total acres 1954...	31,757	...	708	1,007	2,470	7,209	7,804	7,936	4,623	
16 1949...	25,137	...	461	1,254	3,173	7,099	6,762	3,729	2,659	
17 Corn harvested for grain.....multiple units reporting 1954...	328	...	47	39	57	101	53	26	5	
18 1949...	328	...	33	51	77	99	52	13	3	
19 subunits reporting 1954...	612	...	77	58	97	174	122	59	25	
20 1949...	691	...	50	77	135	208	139	39	43	
21 acres 1954...	13,789	...	313	510	1,227	3,134	3,071	3,237	2,297	
22 1949...	12,676	...	259	632	1,647	3,713	3,419	1,600	1,406	
23 bushels 1954...	188,120	...	2,947	6,476	16,556	40,983	45,221	42,692	33,245	
24 1949...	277,611	...	5,326	13,122	37,270	79,168	80,550	38,990	23,185	
25 Cotton harvested.....multiple units reporting 1954...	300	...	42	28	54	92	52	27	5	
26 1949...	261	...	11	38	60	89	49	11	3	
27 subunits reporting 1954...	519	...	53	30	73	153	109	78	23	
28 1949...	489	...	13	48	85	154	114	39	36	
29 acres 1954...	4,891	...	194	133	445	1,216	1,276	1,111	516	
30 1949...	5,864	...	50	342	685	1,658	1,486	740	903	
31 bales 1954...	3,293	...	103	108	289	822	852	805	314	
32 1949...	1,471	...	21	105	166	415	465	159	140	
33 Tobacco harvested.....multiple units reporting 1954...	235	...	25	36	47	75	34	16	2	
34 1949...	161	...	14	22	48	43	27	6	1	
35 subunits reporting 1954...	407	...	31	44	78	136	76	38	4	
36 1949...	278	...	18	33	77	67	67	13	3	
37 acres 1954...	1,246	...	57	152	251	400	255	110	21	
38 1949...	779	...	41	86	223	179	202	37	11	
39 pounds 1954...	1,283,132	...	48,931	145,790	256,578	402,880	270,966	137,887	20,100	
40 1949...	838,922	...	34,750	90,307	248,815	173,056	235,240	41,554	15,200	
41 Peanuts harvested for picking or threshing.....multiple units reporting 1954...	5	...	1	...	1	3	
42 1949...	4	...	1	3	
43 subunits reporting 1954...	7	...	1	...	1	5	
44 1949...	4	...	1	3	
45 acres 1954...	17	...	1	...	1	15	
46 1949...	5	...	1	4	
47 pounds 1954...	2,410	...	100	...	150	2,160	
48 1949...	3,310	...	300	3,010	
49 Horses and/or mules.....multiple units reporting 1954...	292	...	34	33	57	91	49	24	4	
50 1950...	295	...	28	39	71	92	49	13	3	
51 number 1954...	744	...	49	60	104	219	177	82	53	
52 1950...	905	...	44	76	161	272	200	79	73	
53 Landlord-tenant operations containing multiple units:										
54 All subunits including home farm.....number 1954...	1,498	13	268	98	180	344	356	185	54	
55 1950...	1,250	3	98	166	236	333	270	92	52	
56 Land in all subunits including home farm.....acres 1954...	170,225	263	10,661	3,958	11,005	35,102	49,341	44,085	15,810	
57 1950...	131,650	642	5,482	19,302	14,840	32,452	31,436	15,589	11,907	
58 Owned by operator of multiple unit..acres 1954...	140,593	2	10,381	3,640	10,358	32,588	40,731	35,423	7,470	
59 1950...	119,946	242	5,455	18,416	13,611	29,298	27,591	13,922	11,411	
60 Rented by operator of multiple unit.....acres 1954...	29,632	261	280	318	647	2,514	8,610	8,662	8,340	
61 1950...	11,704	400	27	886	1,229	3,154	3,845	1,667	496	
62 Subunits not included in multiple units.....operators reporting 1954...	128	1	29	7	21	27	26	15	2	
63 1950...	135	1	11	17	30	36	31	7	2	
64 number 1954...	585	10	131	12	36	88	189	92	27	
65 1950...	354	1	16	60	52	81	92	43	9	
66 Share tenants.....number 1954...	204	1	20	9	19	27	56	50	22	
67 1950...	114	1	1	14	18	22	41	13	4	
68 Other tenants, not croppers nor share tenants.....number 1954...	381	9	111	3	17	61	133	42	5	
69 1950...	240	...	15	46	34	59	51	30	5	
70 Land in subunits not included in multiple units.....acres 1954...	11,233	224	1,381	207	518	1,537	4,725	2,052	589	
1950...	9,255	65	102	1,521	1,316	2,974	2,451	645	181	

MULTIPLE-UNIT OPERATIONS

Economic Area Table 5.—MULTIPLE-UNIT OPERATIONS, BY NUMBER OF SUBUNITS: CENSUSES OF 1954 AND 1950

Item (For definitions and explanations, see text)	The State						
	Total	Number of subunits					
		2	3	4	5 to 9	10 to 19	20 and over
1 Multiple-unit operations.....number 1954...	11,569	6,672	2,550	1,061	1,127	148	11
2 1950...	13,739	7,739	3,091	1,291	1,405	182	31
3 Subunits in multiple-unit operations.....total number 1954...	34,106	13,344	7,650	4,244	6,776	1,768	324
4 1950...	41,361	15,478	9,273	5,164	8,424	2,243	779
5 Home farms.....number 1954...	11,149	6,397	2,473	1,026	1,097	145	11
6 1950...	12,799	7,143	2,903	1,219	1,332	173	29
7 Cropper farms.....number 1954...	22,957	6,947	5,177	3,218	5,679	1,623	313
8 1950...	28,562	8,335	6,370	3,945	7,092	2,070	790
9 Land in multiple-unit operations....total acres 1954...	3,358,382	1,212,364	724,000	430,319	749,799	212,916	28,984
10 1950...	3,803,830	1,308,327	796,773	492,046	880,524	237,866	88,294
11 Home farms.....acres 1954...	2,833,890	1,042,804	607,591	359,734	628,701	172,506	22,554
12 1950...	2,999,075	1,065,347	628,651	389,758	675,705	173,962	65,652
13 Cropper farms.....acres 1954...	524,492	169,560	116,409	70,585	121,098	40,410	6,430
14 1950...	804,755	242,980	168,122	102,288	204,819	63,904	22,642
15 Cropland harvested.....total acres 1954...	1,166,358	395,244	250,520	148,426	273,144	85,120	13,904
16 1949...	1,389,242	449,668	296,036	179,385	333,073	98,011	33,069
17 Corn harvested for grain.....multiple units reporting 1954...	10,505	5,917	2,375	986	1,071	145	11
18 1949...	13,195	7,349	2,998	1,262	1,378	177	31
19 subunits reporting 1954...	23,349	9,006	5,340	2,922	4,663	1,203	215
20 1949...	32,400	12,055	7,272	4,067	6,610	1,689	707
21 acres 1954...	280,089	106,575	63,128	34,339	57,651	16,040	2,356
22 1949...	397,082	141,249	86,950	52,355	86,658	22,322	7,548
23 bushels 1954...	2,799,012	1,082,250	642,009	345,403	559,332	150,172	19,846
24 1949...	7,708,310	2,688,734	1,705,551	1,011,671	1,715,466	441,002	145,886
25 Cotton harvested.....multiple units reporting 1954...	10,671	5,917	2,434	1,044	1,117	148	11
26 1949...	12,531	6,784	2,917	1,236	1,382	181	31
27 subunits reporting 1954...	24,434	8,317	5,363	3,290	5,569	1,591	304
28 1949...	30,922	10,412	6,790	3,954	7,057	2,017	692
29 acres 1954...	315,885	94,748	64,579	41,481	81,080	28,327	5,670
30 1949...	454,819	134,001	92,212	56,925	118,022	37,535	15,124
31 bales 1954...	197,595	56,976	40,007	26,029	51,630	18,794	4,159
32 1949...	224,870	62,816	46,122	28,523	59,282	19,651	8,476
33 Tobacco harvested.....multiple units reporting 1954...	5,166	2,787	1,221	507	563	82	6
34 1949...	5,268	2,793	1,252	552	588	68	15
35 subunits reporting 1954...	11,926	4,269	2,855	1,550	2,500	677	75
36 1949...	12,110	4,408	2,848	1,658	2,527	511	158
37 acres 1954...	41,489	15,109	10,022	5,443	8,267	2,402	246
38 1949...	38,324	13,841	8,724	5,033	8,402	1,564	760
39 pounds 1954...	45,024,363	16,115,907	10,977,400	5,938,947	9,060,713	2,626,997	304,399
40 1949...	46,451,002	16,593,585	10,923,855	6,215,501	9,686,289	2,033,854	997,918
41 Peanuts harvested for picking or threshing.....multiple units reporting 1954...	267	147	56	24	37	2	1
42 1949...	369	199	89	32	45	2	2
43 subunits reporting 1954...	370	180	80	40	66	2	2
44 1949...	582	247	130	66	121	16	2
45 acres 1954...	3,020	1,160	497	263	1,036	44	20
46 1949...	4,686	1,891	761	564	1,235	107	128
47 pounds 1954...	1,913,223	818,809	339,904	141,451	588,359	22,700	2,000
48 1949...	3,275,854	1,176,186	414,261	438,698	1,065,949	81,300	99,460
49 Horses and/or mules....multiple units reporting 1954...	9,990	5,554	2,271	967	1,050	137	11
50 1950...	12,346	6,741	2,850	1,216	1,338	170	31
51 number 1954...	31,590	11,907	6,941	3,830	6,478	1,928	506
52 1950...	44,812	16,266	9,839	5,577	9,532	2,559	1,039
53 Landlord-tenant operations containing multiple units:							
54 All subunits including home farm.....number 1954...	42,277	16,828	9,417	5,166	8,400	2,084	382
1950...	51,007	19,393	11,158	6,578	10,266	2,610	1,002
55 Land in all subunits including home farm.....acres 1954...	3,601,652	1,308,633	784,054	457,495	797,788	223,069	30,613
56 1950...	4,192,432	1,451,066	874,353	550,990	961,667	257,294	97,062
57 Owned by operator of multiple unit.....acres 1954...	3,019,437	1,129,165	662,914	378,434	652,674	171,580	24,670
58 1950...	3,562,405	1,256,714	742,362	459,611	808,580	207,088	88,050
59 Rented by operator of multiple unit.....acres 1954...	582,215	179,468	121,140	79,061	145,114	51,489	5,943
60 1950...	630,027	194,352	131,991	91,379	153,087	50,206	9,012
61 Subunits not included in multiple units.....operators reporting 1954...	3,459	1,732	791	362	480	85	9
62 1950...	4,262	2,048	967	489	629	103	26
63 number 1954...	8,171	3,484	1,767	922	1,624	316	58
64 1950...	9,646	3,915	1,885	1,414	1,842	367	223
65 Share tenants.....number 1954...	5,046	2,106	1,106	567	1,010	222	35
66 1950...	5,661	2,118	1,155	830	1,174	257	127
67 Other tenants, not croppers nor share tenants.....number 1954...	3,125	1,378	661	355	614	94	23
68 1950...	3,985	1,797	730	584	668	110	96
69 Land in subunits not included in multiple units.....acres 1954...	243,270	96,269	60,054	27,176	47,989	10,153	1,629
70 1950...	388,602	142,739	77,580	58,944	81,143	19,428	8,768

Economic Area Table 5.—MULTIPLE-UNIT OPERATIONS, BY NUMBER OF SUBUNITS: CENSUSES OF 1954 AND 1950—Continued

	Item (For definitions and explanations, see text)	Area 1						
		Total	Number of subunits					
			2	3	4	5 to 9	10 to 19	20 and over
1	Multiple-unit operations.....number 1954...	381	281	62	22	14	2	...
2	1950...	443	343	55	24	18	3	...
3	Subunits in multiple-unit operations.....total number 1954...	947	562	186	88	86	25	...
4	1950...	1,097	686	165	96	106	44	...
5	Home farms.....number 1954...	373	275	60	22	14	2	...
6	1950...	410	321	50	18	18	3	...
7	Cropper farms.....number 1954...	574	287	126	66	72	23	...
8	1950...	687	365	115	78	88	41	...
9	Land in multiple-unit operations...total acres 1954...	93,108	56,840	14,021	11,496	8,351	2,400	...
10	1950...	86,565	51,193	11,077	10,104	10,468	3,723	...
11	Home farms.....acres 1954...	76,988	50,521	9,679	9,503	5,787	1,498	...
12	1950...	62,862	40,234	6,964	6,904	6,307	2,453	...
13	Cropper farms.....acres 1954...	16,120	6,319	4,342	1,993	2,564	902	...
14	1950...	23,703	10,959	4,113	3,200	4,161	1,270	...
15	Cropland harvested.....total acres 1954...	21,520	11,248	4,635	1,938	2,810	889	...
16	1949...	25,735	13,751	4,359	3,054	2,743	1,828	...
17	Corn harvested for grain.....multiple units reporting 1954...	345	250	58	21	14	2	...
18	1949...	422	323	54	24	18	3	...
19	subunits reporting 1954...	655	382	123	62	68	20	...
20	1949...	843	520	129	71	84	39	...
21	acres 1954...	5,592	3,329	950	505	568	240	...
22	1949...	7,284	4,258	1,079	855	737	355	...
23	bushels 1954...	64,555	39,662	10,108	5,246	6,208	3,331	...
24	1949...	132,397	75,040	19,225	18,480	12,082	7,570	...
25	Cotton harvested.....multiple units reporting 1954...	298	205	55	22	14	2	...
26	1949...	373	278	51	23	18	3	...
27	subunits reporting 1954...	570	294	121	64	68	23	...
28	1949...	726	421	114	64	86	41	...
29	acres 1954...	4,972	2,374	1,154	582	670	192	...
30	1949...	7,705	4,093	1,404	829	962	417	...
31	bales 1954...	2,847	1,341	653	340	378	135	...
32	1949...	3,190	1,626	989	352	433	190	...
33	Tobacco harvested.....multiple units reporting 1954...	2	2
34	1949...	11	8	1
35	subunits reporting 1954...	3	3
36	1949...	12	8	3	...	1
37	acres 1954...	6	6
38	1949...	6	4	1	...	1
39	pounds 1954...	2,750	2,750
40	1949...	6,239	4,849	750	...	640
41	Peanuts harvested for picking or threshing.....multiple units reporting 1954...
42	1949...	2	2
43	subunits reporting 1954...
44	1949...	2	2
45	acres 1954...
46	1949...	5	5
47	pounds 1954...
48	1949...	1,700	1,700
49	Horses and/or mules....multiple units reporting 1954...	334	240	56	22	14	2	...
50	1950...	409	314	51	24	17	3	...
51	number 1954...	885	469	190	89	97	40	...
52	1950...	1,278	746	190	137	131	74	...
53	Landlord-tenant operations containing multiple units: All subunits including home farm.....number 1954...	1,108	673	214	95	101	25	...
54	1950...	1,283	801	192	126	119	45	...
55	Land in all subunits including home farm.....acres 1954...	99,572	60,624	15,375	11,910	9,263	2,400	...
56	1950...	97,326	56,589	12,446	13,718	10,775	3,798	...
57	Owned by operator of multiple unit...acres 1954...	82,287	47,904	14,321	10,761	8,401	900	...
58	1950...	85,325	51,608	11,511	11,194	8,574	2,438	...
59	Rented by operator of multiple unit.....acres 1954...	17,285	12,720	1,054	1,149	862	1,500	...
60	1950...	12,001	4,981	935	2,524	2,201	1,360	...
61	Subunits not included in multiple units.....operators reporting 1954...	95	64	17	5	9
62	1950...	102	66	21	9	5	1	...
63	number 1954...	161	111	28	7	15
64	1950...	186	115	27	30	13	1	...
65	Share tenants.....number 1954...	96	60	18	5	13
66	1950...	110	65	14	21	10
67	Other tenants, not croppers nor share tenants.....number 1954...	65	51	10	2	2
68	1950...	76	50	13	9	3	1	...
69	Land in subunits not included in multiple units.....acres 1954...	6,464	3,784	1,354	414	912
70	1950...	10,761	5,396	1,369	3,614	307	75	...

MULTIPLE-UNIT OPERATIONS

Economic Area Table 5.—MULTIPLE-UNIT OPERATIONS, BY NUMBER OF SUBUNITS: CENSUSES OF 1954 AND 1950—Continued

Item (For definitions and explanations, see text)	Area 2						
	Total	Number of subunits					
		2	3	4	5 to 9	10 to 19	20 and over
1 Multiple-unit operations.....number 1954...	1,712	1,036	372	147	136	19	2
2 1950...	2,363	1,409	510	192	222	25	5
3 Subunits in multiple-unit							
4 operations.....total number 1954...	4,875	2,072	1,116	588	831	218	50
5 1950...	6,884	2,818	1,530	768	1,328	312	128
6 Home farms.....number 1954...	1,667	1,007	362	143	135	18	2
7 1950...	2,230	1,316	483	186	216	24	5
8 Cropper farms.....number 1954...	3,208	1,065	754	445	696	200	48
9 1950...	4,654	1,502	1,047	582	1,112	288	123
9 Land in multiple-unit operations....total acres 1954...	460,120	155,103	104,796	63,980	96,727	31,251	8,263
10 1950...	549,878	182,669	116,815	66,981	137,106	28,827	17,480
11 Home farms.....acres 1954...	382,639	129,553	86,506	53,069	80,792	25,663	7,056
12 1950...	412,623	136,134	87,605	52,238	102,033	20,171	14,442
13 Cropper farms.....acres 1954...	77,481	25,550	18,290	10,911	15,935	5,588	1,207
14 1950...	137,255	46,535	29,210	14,743	35,073	8,656	3,038
15 Cropland harvested.....total acres 1954...	163,871	56,993	36,390	22,362	34,428	10,947	2,751
16 1949...	228,874	75,767	50,366	28,885	53,891	13,711	6,254
17 Corn harvested for							
18 grain.....multiple units reporting 1954...	1,401	824	316	123	117	19	2
19 1949...	2,196	1,288	483	187	208	25	5
20 subunits reporting 1954...	2,777	1,170	650	329	490	108	30
21 1949...	4,833	1,959	1,069	571	891	220	123
22 acres 1954...	22,404	8,961	5,010	2,687	4,561	895	290
23 1949...	42,139	16,017	9,196	5,056	8,294	2,430	1,146
24 bushels 1954...	227,843	93,366	49,652	26,007	46,159	8,879	3,780
1949...	812,351	305,991	184,802	96,132	159,944	41,868	23,614
25 Cotton harvested.....multiple units reporting 1954...	1,603	935	364	147	136	19	2
26 1949...	2,186	1,252	496	189	219	25	5
27 subunits reporting 1954...	3,523	1,270	809	475	715	205	49
28 1949...	5,085	1,882	1,130	601	1,058	287	127
29 acres 1954...	44,894	14,282	9,795	6,640	9,986	3,286	905
30 1949...	74,688	24,319	16,956	8,998	16,904	4,852	2,659
31 bales 1954...	24,561	7,792	5,360	3,726	5,283	1,878	522
32 1949...	35,923	10,737	8,406	4,617	8,307	2,470	1,386
33 Tobacco harvested.....multiple units reporting 1954...	6	2	1	...	3
34 1949...	6	4	...	1
35 subunits reporting 1954...	8	2	1	...	5
36 1949...	6	4	...	1	1
37 acres 1954...	12	2	9
38 1949...	2	2	...	(Z)	(Z)
39 pounds 1954...	6,866	2,000	266	...	4,600
40 1949...	2,561	1,961	...	300	300
41 Peanuts harvested for picking							
42 or threshing.....multiple units reporting 1954...	3	2	...	1
43 1949...	11	5	6
44 subunits reporting 1954...	3	2	...	1
45 1949...	17	5	12
46 acres 1954...	5	2	...	3
47 1949...	25	2
48 pounds 1954...	1,940	440	...	1,500
1949...	19,167	1,506	17,661
49 Horses and/or mules....multiple units reporting 1954...	1,427	825	328	129	125	18	2
50 1950...	2,117	1,222	476	179	211	24	5
51 number 1954...	4,334	1,663	1,024	550	795	221	81
52 1950...	7,561	2,786	1,620	889	1,664	417	185
53 Landlord-tenant operations containing multiple units:							
54 All subunits including home farm.....number 1954...	5,497	2,351	1,279	646	929	236	56
1950...	7,866	3,228	1,751	884	1,518	345	140
55 Land in all subunits including							
56 home farm.....acres 1954...	480,173	164,233	110,699	65,268	99,444	31,852	8,677
1950...	595,183	199,978	127,242	73,015	146,526	30,383	18,039
57 Owned by operator of multiple unit..acres 1954...	423,340	144,660	99,910	57,306	87,301	25,663	8,500
58 1950...	520,049	175,286	110,144	61,892	129,095	28,343	15,289
59 Rented by operator of multiple							
60 unit.....acres 1954...	56,833	19,573	10,789	7,962	12,143	6,189	177
1950...	75,134	24,692	17,098	11,123	17,431	2,040	2,750
61 Subunits not included in							
62 multiple units.....operators reporting 1954...	377	204	86	31	45	9	2
63 1950...	547	265	126	56	81	15	4
64 number 1954...	622	279	163	58	98	18	6
1950...	982	410	221	116	190	33	12
65 Share tenants.....number 1954...	340	142	100	27	56	13	2
66 1950...	629	247	143	84	122	26	7
67 Other tenants, not croppers							
68 nor share tenants.....number 1954...	282	137	63	31	42	5	4
1950...	353	163	78	32	68	7	5
69 Land in subunits not included							
70 in multiple units.....acres 1954...	20,053	9,130	5,903	1,288	2,717	601	414
1950...	45,305	17,309	10,427	6,034	9,420	1,556	559

2 Reported in small fractions.

Economic Area Table 5.—MULTIPLE-UNIT OPERATIONS, BY NUMBER OF SUBUNITS: CENSUSES OF 1954 AND 1950—Continued

Item (For definitions and explanations, see text)		Area 3						
		Total	Number of subunits					
			2	3	4	5 to 9	10 to 19	20 and over
1	Multiple-unit operations.....number 1954...	1,111	653	227	100	112	18	1
2	1950...	1,403	781	337	121	141	21	2
3	Subunits in multiple-unit operations.....total number 1954...	3,312	1,306	681	400	686	216	23
4	1950...	4,235	1,562	1,011	484	881	252	45
5	Home farms.....number 1954...	1,075	630	219	96	111	14	1
6	1950...	1,306	718	318	117	132	19	2
7	Cropper farms.....number 1954...	2,237	676	462	304	575	198	22
8	1950...	2,929	844	693	367	749	233	43
9	Land in multiple-unit operations....total acres 1954...	338,325	119,456	66,721	46,796	79,548	23,646	2,158
10	1950...	409,377	137,110	98,481	48,210	96,743	24,624	4,209
11	Home farms.....acres 1954...	282,983	102,851	54,812	38,402	65,954	19,232	1,732
12	1950...	314,087	109,670	77,675	37,648	71,142	16,264	1,688
13	Cropper farms.....acres 1954...	55,342	16,605	11,909	8,394	13,594	4,414	426
14	1950...	95,290	27,440	20,806	10,562	25,601	8,360	2,521
15	Cropland harvested.....total acres 1954...	95,246	30,862	19,615	12,267	23,688	8,035	779
16	1949...	127,900	41,578	29,870	15,559	30,987	8,378	1,528
17	Corn harvested for grain.....multiple units reporting 1954...	930	518	203	87	104	17	1
18	1949...	1,318	722	317	118	138	21	2
19	subunits reporting 1954...	2,039	729	435	239	470	148	18
20	1949...	3,223	1,165	750	370	691	209	38
21	acres 1954...	15,965	5,379	3,595	1,954	3,723	1,235	79
22	1949...	28,867	9,980	6,636	3,498	6,722	1,794	237
23	bushels 1954...	136,229	46,550	32,637	16,416	30,316	10,007	303
24	1949...	535,828	184,974	122,838	61,822	128,371	35,087	2,736
25	Cotton harvested.....multiple units reporting 1954...	1,057	601	225	100	112	18	1
26	1949...	1,361	745	333	120	140	21	2
27	subunits reporting 1954...	2,466	817	510	314	601	201	23
28	1949...	3,417	1,171	796	398	767	241	44
29	acres 1954...	30,023	8,928	6,117	3,744	8,078	2,669	487
30	1949...	47,358	14,632	10,734	5,447	11,916	3,680	949
31	bales 1954...	16,668	4,766	3,480	2,150	4,442	1,556	274
32	1949...	27,631	8,404	6,222	3,176	6,997	2,068	764
33	Tobacco harvested.....multiple units reporting 1954...	2	2
34	1949...	4	2	1	...	1
35	subunits reporting 1954...	2	2
36	1949...	4	2	1	...	1
37	acres 1954...	2	2
38	1949...	8	6	2	...	(2)
39	pounds 1954...	1,800	1,800
40	1949...	7,900	6,400	1,200	...	300
41	Peanuts harvested for picking or threshing.....multiple units reporting 1954...	5	3	1	1
42	1949...	7	5	1	...	1
43	subunits reporting 1954...	8	4	3	1
44	1949...	8	5	1	...	2
45	acres 1954...	6	4	1	1
46	1949...	6	4	1	...	1
47	pounds 1954...	2,100	1,375	265	460
48	1949...	2,190	1,500	560	...	130
49	Horses and/or mules....multiple units reporting 1954...	973	550	204	95	106	17	1
50	1950...	1,260	683	306	118	130	21	2
51	number 1954...	3,311	1,226	664	393	748	251	29
52	1950...	4,898	1,717	1,172	576	1,077	320	36
53	Landlord-tenant operations containing multiple units: All subunits including home farm.....number 1954...	3,790	1,463	779	498	782	243	25
54	1950...	4,868	1,839	1,159	554	994	276	46
55	Land in all subunits including home farm.....acres 1954...	359,560	122,600	74,000	51,543	83,730	25,500	2,187
56	1950...	444,968	148,686	106,907	51,056	107,565	26,521	4,233
57	Owned by operator of multiple unit..acres 1954...	310,250	105,837	63,565	42,564	74,306	21,791	2,187
58	1950...	389,713	132,197	90,954	45,210	95,126	22,273	3,953
59	Rented by operator of multiple unit.....acres 1954...	49,310	16,763	10,435	8,979	9,424	3,709	...
60	1950...	55,255	16,489	15,953	5,846	12,439	4,248	280
61	Subunits not included in multiple units.....operators reporting 1954...	245	105	60	29	41	9	1
62	1950...	340	159	83	37	51	9	1
63	number 1954...	478	157	98	98	96	27	2
64	1950...	633	277	148	70	113	24	1
65	Share tenants.....number 1954...	238	71	51	37	61	17	1
66	1950...	361	139	85	48	68	20	1
67	Other tenants, not croppers nor share tenants.....number 1954...	240	86	47	61	35	10	1
68	1950...	272	138	63	22	45	4	...
69	Land in subunits not included in multiple units.....acres 1954...	21,235	3,144	7,279	4,747	4,182	1,854	29
70	1950...	35,591	11,576	8,426	2,846	10,822	1,897	24

Z Reported in small fractions.

MULTIPLE-UNIT OPERATIONS

Economic Area Table 5.—MULTIPLE-UNIT OPERATIONS, BY NUMBER OF SUBUNITS: CENSUSES OF 1954 AND 1950—Continued

	Item (For definitions and explanations, see text)	Area 4						
		Total	Number of subunits					
			2	3	4	5 to 9	10 to 19	20 and over
1	Multiple-unit operations.....number 1954...	894	536	179	91	78	9	1
2	1950...	1,216	687	279	106	125	18	1
3	Subunits in multiple-unit operations.....total number 1954...	2,576	1,072	537	364	459	124	20
4	1950...	3,600	1,374	837	424	731	203	31
5	Home farms.....number 1954...	876	524	177	89	77	8	1
6	1950...	1,173	658	270	104	125	16	...
7	Cropper farms.....number 1954...	1,700	548	360	275	382	116	19
8	1950...	2,427	716	567	320	606	187	31
9	Land in multiple-unit operations....total acres 1954...	318,218	125,405	62,990	46,920	62,426	17,883	2,594
10	1950...	437,208	157,820	100,505	50,361	95,829	31,743	950
11	Home farms.....acres 1954...	283,538	113,252	55,550	41,780	55,019	15,781	2,156
12	1950...	376,775	138,995	88,351	42,929	81,133	25,367	...
13	Cropper farms.....acres 1954...	34,680	12,153	7,440	5,140	7,407	2,102	438
14	1950...	60,433	18,825	12,154	7,432	14,696	6,376	950
15	Cropland harvested.....total acres 1954...	89,633	29,942	19,089	13,073	20,752	6,074	703
16	1949...	127,210	43,262	26,750	16,247	30,233	9,987	731
17	Corn harvested for grain.....multiple units reporting 1954...	857	516	169	87	75	9	1
18	1949...	1,180	664	272	103	123	17	1
19	subunits reporting 1954...	1,872	777	375	277	324	102	17
20	1949...	2,866	1,111	663	331	581	150	30
21	acres 1954...	18,910	7,258	4,050	2,481	3,621	1,330	170
22	1949...	32,799	11,948	7,101	3,709	7,346	2,468	227
23	bushels 1954...	219,119	81,941	50,664	30,692	43,752	10,312	1,758
24	1949...	569,572	203,698	123,841	69,631	124,232	45,079	3,091
25	Cotton harvested.....multiple units reporting 1954...	856	501	177	90	78	9	1
26	1949...	1,163	639	276	104	125	18	1
27	subunits reporting 1954...	1,913	677	411	292	402	112	19
28	1949...	2,858	985	656	346	645	196	30
29	acres 1954...	20,945	6,577	4,159	3,235	5,395	1,371	208
30	1949...	34,962	11,178	7,363	4,247	8,940	2,880	354
31	bales 1954...	14,486	4,246	2,861	2,115	4,206	912	146
32	1949...	22,613	6,871	4,743	2,747	6,103	2,002	147
33	Tobacco harvested.....multiple units reporting 1954...	13	6	4	1	2
34	1949...	1	...	1
35	subunits reporting 1954...	18	6	5	1	6
36	1949...	1	...	1
37	acres 1954...	41	15	10	4	12
38	1949...	(2)	...	(2)
39	pounds 1954...	28,456	8,945	5,211	4,500	9,800
40	1949...	118	...	118
41	Peanuts harvested for picking or threshing.....multiple units reporting 1954...	9	5	3	...	1
42	1949...	22	13	5	3	1
43	subunits reporting 1954...	15	8	6	...	1
44	1949...	25	15	6	3	1
45	acres 1954...	15	8	5	...	2
46	1949...	19	11	3	4	1
47	pounds 1954...	3,815	1,800	1,515	...	500
48	1949...	9,330	5,190	1,880	1,840	420
49	Horses and/or mules....multiple units reporting 1954...	765	454	154	81	67	8	1
50	1950...	1,089	600	252	100	120	16	1
51	number 1954...	2,221	960	463	293	378	109	18
52	1950...	3,764	1,424	824	431	815	228	42
53	Landlord-tenant operations containing multiple units: All subunits including home farm.....number 1954...	3,186	1,248	629	396	742	151	20
54	1950...	4,418	1,654	1,027	519	880	257	81
55	Land in all subunits including home farm.....acres 1954...	334,154	132,036	64,881	48,490	67,883	18,270	2,594
56	1950...	472,163	170,175	108,059	54,968	99,197	36,294	3,470
57	Owned by operator of multiple unit..acres 1954...	285,848	115,609	55,335	41,085	57,283	14,875	1,661
58	1950...	404,475	151,570	95,715	43,076	82,571	28,473	3,070
59	Rented by operator of multiple unit.....acres 1954...	48,306	16,427	9,546	7,405	10,600	3,395	933
60	1950...	67,688	18,605	12,344	11,892	16,626	7,821	400
61	Subunits not included in multiple units.....operators reporting 1954...	198	111	36	20	27	4	...
62	1950...	346	154	91	36	52	12	1
63	number 1954...	610	176	92	32	283	27	...
64	1950...	818	280	190	95	149	54	50
65	Share tenants.....number 1954...	243	89	50	15	68	21	...
66	1950...	441	143	96	46	103	39	14
67	Other tenants, not croppers nor share tenants.....number 1954...	367	87	42	17	215	6	...
68	1950...	377	137	94	49	46	15	36
69	Land in subunits not included in multiple units.....acres 1954...	15,936	6,631	1,891	1,570	5,457	387	...
70	1950...	34,955	12,355	7,554	4,607	3,368	4,551	2,520

2 Reported in small fractions.

Economic Area Table 5.—MULTIPLE-UNIT OPERATIONS, BY NUMBER OF SUBUNITS: CENSUSES OF 1954 AND 1950—Continued

Item (For definitions and explanations, see text)	Areas 5, A, and B						
	Total	Number of subunits					
		2	3	4	5 to 9	10 to 19	20 and over
1 Multiple-unit operations.....number 1954...	885	573	177	61	69	5	...
2 1950...	1,109	670	243	91	86	16	3
3 Subunits in multiple-unit operations.....total number 1954...	2,389	1,146	531	244	415	53	...
4 1950...	3,214	1,340	729	364	504	195	82
5 Home farms.....number 1954...	849	547	172	58	67	5	...
6 1950...	1,033	624	231	83	77	15	3
7 Cropper farms.....number 1954...	1,540	599	359	186	348	48	...
8 1950...	2,181	716	498	281	427	180	79
9 Land in multiple-unit operations....total acres 1954...	345,150	145,032	75,133	39,140	69,288	16,557	...
10 1950...	410,980	155,030	95,266	46,575	77,241	23,939	12,929
11 Home farms.....acres 1954...	295,013	124,272	63,709	32,799	60,111	14,122	...
12 1950...	330,919	128,491	78,717	36,877	60,035	15,926	10,873
13 Cropper farms.....acres 1954...	50,137	20,760	11,424	6,341	9,177	2,435	...
14 1950...	80,061	26,539	16,549	9,698	17,206	8,013	2,056
15 Cropland harvested.....total acres 1954...	105,462	45,947	23,923	12,169	19,293	4,130	...
16 1949...	136,773	50,289	33,426	15,671	24,388	9,637	3,362
17 Corn harvested for grain.....multiple units reporting 1954...	823	520	174	57	68	4	...
18 1949...	1,062	634	235	89	85	16	3
19 subunits reporting 1954...	1,696	815	390	171	282	38	...
20 1949...	2,434	997	558	267	391	164	57
21 acres 1954...	28,665	13,488	6,643	2,847	4,621	1,066	...
22 1949...	40,121	15,395	9,823	4,741	6,856	2,615	691
23 bushels 1954...	274,902	121,556	67,154	29,614	44,514	12,064	...
24 1949...	557,942	214,367	144,268	61,231	96,783	31,683	9,610
25 Cotton harvested.....multiple units reporting 1954...	852	540	177	61	69	5	...
26 1949...	1,058	628	238	89	84	16	3
27 subunits reporting 1954...	1,830	807	410	204	360	49	...
28 1949...	2,494	972	557	305	422	175	63
29 acres 1954...	30,420	12,841	6,779	3,947	5,800	1,053	...
30 1949...	45,286	15,530	10,261	5,753	8,649	3,905	1,188
31 bales 1954...	17,631	7,352	4,014	2,463	3,256	546	...
32 1949...	22,224	7,659	5,021	2,960	4,103	1,850	631
33 Tobacco harvested.....multiple units reporting 1954...	131	85	26	8	10	2	...
34 1949...	122	75	23	9	10	3	1
35 subunits reporting 1954...	188	103	50	9	23	3	...
36 1949...	174	93	40	17	19	4	1
37 acres 1954...	459	226	129	29	65	10	...
38 1949...	387	202	77	31	66	9	2
39 pounds 1954...	371,518	185,343	111,323	22,650	44,500	7,702	...
40 1949...	369,042	182,010	81,500	32,800	61,538	9,194	2,000
41 Peanuts harvested for picking or threshing.....multiple units reporting 1954...	17	12	3	1	...	1	...
42 1949...	67	38	19	4	6
43 subunits reporting 1954...	21	14	4	2	...	1	...
44 1949...	108	56	27	9	16
45 acres 1954...	228	153	17	16	...	42	...
46 1949...	1,144	619	276	131	118
47 pounds 1954...	81,439	52,089	3,350	4,000	...	22,000	...
48 1949...	559,850	307,067	118,423	67,600	66,760
49 Horses and/or mules....multiple units reporting 1954...	696	430	147	50	64	5	...
50 1950...	944	556	211	83	78	13	3
51 number 1954...	2,106	979	478	204	371	74	...
52 1950...	3,165	1,268	711	356	546	194	70
53 Landlord-tenant operations containing multiple units: All subunits including home farm.....number 1954...	3,005	1,421	658	304	546	76	...
54 1950...	4,087	1,746	935	437	638	236	95
55 Land in all subunits including home farm.....acres 1954...	368,193	154,219	80,161	41,328	75,320	17,165	...
56 1950...	451,000	171,984	103,419	49,440	85,997	26,722	13,438
57 Owned by operator of multiple unit..acres 1954...	329,118	136,075	72,046	35,727	69,105	16,165	...
58 1950...	391,127	150,678	86,335	42,152	76,123	22,539	13,300
59 Rented by operator of multiple unit.....acres 1954...	39,075	18,144	8,115	5,601	6,215	1,000	...
60 1950...	59,873	21,306	17,084	7,288	9,874	4,183	138
61 Subunits not included in multiple units.....operators reporting 1954...	300	172	65	23	35	5	...
62 1950...	421	217	100	36	56	10	2
63 number 1954...	616	275	127	60	131	23	...
64 1950...	873	406	206	73	134	41	13
65 Share tenants.....number 1954...	379	190	88	24	56	21	...
66 1950...	514	211	121	44	97	30	11
67 Other tenants, not croppers nor share tenants.....number 1954...	237	85	39	36	75	2	...
68 1950...	359	195	85	29	37	11	2
69 Land in subunits not included in multiple units.....acres 1954...	23,043	9,187	5,028	2,188	6,032	608	...
70 1950...	40,020	16,954	8,153	2,865	8,756	2,783	509

MULTIPLE-UNIT OPERATIONS

Economic Area Table 5.—MULTIPLE-UNIT OPERATIONS, BY NUMBER OF SUBUNITS: CENSUSES OF 1954 AND 1950—Continued

Item (For definitions and explanations, see text)		Area 6							
		Total	Number of subunits						
			2	3	4	5 to 9	10 to 19	20 and over	
1	Multiple-unit operations.....number	1954...	2,906	1,476	665	314	393	53	5
2		1950...	3,365	1,621	794	401	471	65	13
3	Subunits in multiple-unit operations.....total number	1954...	9,402	2,952	1,995	1,256	2,378	634	187
4		1950...	11,249	3,242	2,382	1,604	2,848	839	334
5	Home farms.....number	1954...	2,778	1,394	641	304	381	53	5
6		1950...	3,103	1,467	742	378	439	64	13
7	Cropper farms.....number	1954...	6,624	1,558	1,354	952	1,997	581	182
8		1950...	8,146	1,775	1,640	1,226	2,409	775	321
9	Land in multiple-unit operations...total acres	1954...	998,717	318,334	207,335	126,405	266,720	66,828	13,095
10		1950...	1,083,341	303,155	205,318	158,160	292,459	91,297	32,952
11	Home farms.....acres	1954...	847,510	276,754	177,635	106,412	224,654	52,563	9,492
12		1950...	848,913	247,659	160,430	125,539	222,960	69,579	22,746
13	Cropper farms.....acres	1954...	151,207	43,580	29,700	19,993	42,066	14,265	3,603
14		1950...	234,428	55,496	44,888	32,621	69,499	21,718	10,206
15	Cropland harvested.....total acres	1954...	452,198	136,334	92,398	57,576	120,488	36,973	8,429
16		1949...	485,391	133,560	96,164	66,993	132,331	40,714	15,629
17	Corn harvested for grain.....multiple units reporting	1954...	2,656	1,317	618	289	375	52	5
18		1949...	3,228	1,531	769	390	464	61	13
19	subunits reporting	1954...	6,372	2,033	1,383	860	1,571	416	109
20		1949...	8,858	2,588	1,912	1,261	2,208	571	318
21	acres	1954...	101,904	34,996	22,174	13,667	24,095	5,697	1,275
22		1949...	142,163	43,399	29,920	21,182	35,356	8,996	3,310
23	bushels	1954...	968,956	336,949	202,184	132,647	236,078	53,600	7,498
24		1949...	2,728,926	791,966	584,070	405,578	716,335	166,659	64,318
25	Cotton harvested.....multiple units reporting	1954...	2,839	1,413	661	314	393	53	5
26		1949...	3,286	1,555	786	398	469	65	13
27	subunits reporting	1954...	7,591	2,132	1,578	1,065	2,064	577	175
28		1949...	9,388	2,520	1,953	1,341	2,524	752	298
29	acres	1954...	134,762	34,495	26,089	16,728	38,968	14,756	3,726
30		1949...	182,085	45,609	34,400	24,013	53,531	16,817	7,715
31	bales	1954...	86,946	21,218	16,300	10,544	25,456	10,438	2,990
32		1949...	88,034	20,766	16,418	11,693	26,070	8,617	4,470
33	Tobacco harvested.....multiple units reporting	1954...	1,491	691	351	177	229	39	4
34		1949...	1,509	652	381	196	240	32	8
35	subunits reporting	1954...	3,438	1,006	773	503	884	225	47
36		1949...	3,434	985	816	534	872	159	68
37	acres	1954...	10,294	3,206	2,325	1,465	2,454	688	156
38		1949...	9,238	2,619	2,164	1,357	2,476	382	240
39	pounds	1954...	10,379,782	3,110,732	2,367,745	1,478,387	2,493,375	731,844	197,699
40		1949...	10,848,637	2,984,795	2,626,722	1,630,989	2,931,530	435,348	239,253
41	Peanuts harvested for picking or threshing.....multiple units reporting	1954...	121	55	30	14	22
42		1949...	144	73	29	14	25	...	1
43	subunits reporting	1954...	163	65	43	22	33
44		1949...	253	87	47	22	33
45	acres	1954...	2,295	756	388	191	70	16	1
46		1949...	2,973	1,067	362	350	960
47	pounds	1954...	1,474,604	554,850	282,774	96,460	540,520	...	126
48		1949...	2,248,437	702,933	186,872	318,508	860,764	...	98,060
49	Horses and/or mules...multiple units reporting	1954...	2,455	1,181	579	282	362	46	5
50		1950...	2,998	1,366	734	374	450	61	13
51	number	1954...	8,891	2,799	1,842	1,109	2,232	566	343
52		1950...	12,709	3,705	2,688	1,699	3,245	845	527
53	Landlord-tenant operations containing multiple units:								
54	All subunits including home farm.....number	1954...	12,101	3,964	2,624	1,595	2,943	745	230
		1950...	14,094	4,203	2,873	2,068	3,517	998	435
55	Land in all subunits including home farm.....acres	1954...	1,077,591	350,397	226,574	135,201	281,237	69,932	14,250
56		1950...	1,191,540	338,547	224,507	175,706	317,956	97,864	36,960
57	Owned by operator of multiple unit..acres	1954...	837,298	285,652	174,636	107,638	210,374	49,521	9,477
58		1950...	950,156	267,362	179,361	144,720	251,070	76,116	31,527
59	Rented by operator of multiple unit.....acres	1954...	240,293	64,745	51,938	27,563	70,863	20,411	4,773
60		1950...	241,384	71,185	45,146	30,986	66,886	21,748	5,433
61	Subunits not included in multiple units.....operators reporting	1954...	1,028	451	252	120	167	33	5
62		1950...	1,153	488	258	146	212	38	11
63	number	1954...	2,699	1,012	629	339	565	111	43
64		1950...	2,845	961	491	464	669	159	101
65	Share tenants.....number	1954...	1,632	612	335	190	391	72	32
66		1950...	1,606	497	275	254	420	100	60
67	Other tenants, not croppers nor share tenants.....number	1954...	1,067	400	294	149	174	39	11
68		1950...	1,239	464	216	210	249	59	41
69	Land in subunits not included in multiple units.....acres	1954...	78,874	32,063	19,239	8,796	14,517	3,104	1,155
70		1950...	108,199	35,392	19,189	17,546	25,497	6,567	4,008

Economic Area Table 5.—MULTIPLE-UNIT OPERATIONS, BY NUMBER OF SUBUNITS: CENSUSES OF 1954 AND 1950—Continued

Item (For definitions and explanations, see text)		Area 7						
		Total	Number of subunits					
			2	3	4	5 to 9	10 to 19	20 and over
1	Multiple-unit operations.....number 1954...	3,319	1,874	785	310	307	41	2
2	1950...	3,497	1,977	820	335	326	33	6
3	Subunits in multiple-unit operations.....total number 1954...	9,692	3,748	2,355	1,240	1,817	488	44
4	1950...	10,186	3,954	2,460	1,340	1,923	386	123
5	Home farms.....number 1954...	3,177	1,780	762	299	294	40	2
6	1950...	3,214	1,800	757	312	309	31	5
7	Cropper farms.....number 1954...	6,515	1,968	1,593	941	1,523	448	42
8	1950...	6,972	2,154	1,703	1,028	1,614	355	118
9	Land in multiple-unit operations...total acres 1954...	645,752	213,407	147,480	80,732	154,731	46,528	2,874
10	1950...	704,086	249,040	152,676	99,991	157,984	32,471	11,924
11	Home farms.....acres 1954...	516,410	172,547	116,488	63,551	125,646	36,060	2,118
12	1950...	545,251	200,058	114,170	77,637	121,031	23,252	9,103
13	Cropper farms.....acres 1954...	129,342	40,860	30,992	17,181	29,085	10,468	756
14	1950...	158,835	48,982	38,506	22,354	36,953	9,219	2,821
15	Cropland harvested.....total acres 1954...	206,671	68,490	46,607	26,563	47,823	15,946	1,242
16	1949...	232,222	77,818	50,689	30,049	55,741	13,667	4,258
17	Corn harvested for grain.....multiple units reporting 1954...	3,165	1,756	760	306	300	41	2
18	1949...	3,461	1,948	817	331	326	33	6
19	subunits reporting 1954...	7,326	2,780	1,817	946	1,381	361	41
20	1949...	8,652	3,321	2,070	1,137	1,684	335	105
21	acres 1954...	72,860	26,411	17,302	9,253	14,684	4,668	542
22	1949...	91,033	33,236	20,919	11,999	20,079	3,634	1,166
23	bushels 1954...	719,288	273,366	184,830	92,303	127,793	34,489	6,507
24	1949...	2,093,683	753,674	474,172	269,653	452,796	112,756	30,632
25	Cotton harvested.....multiple units reporting 1954...	2,866	1,524	707	295	297	41	2
26	1949...	2,843	1,497	700	295	313	32	6
27	subunits reporting 1954...	6,022	2,050	1,401	828	1,291	414	38
28	1949...	6,465	2,198	1,504	840	1,498	324	101
29	acres 1954...	44,978	12,917	9,314	6,151	11,360	4,892	344
30	1949...	56,871	15,817	11,127	6,799	16,430	4,975	1,723
31	bales 1954...	31,163	8,722	6,547	4,352	8,067	3,248	227
32	1949...	23,784	6,021	4,443	2,782	7,073	2,453	1,012
33	Tobacco harvested.....multiple units reporting 1954...	3,286	1,848	781	310	304	41	2
34	1949...	3,454	1,940	817	334	324	33	6
35	subunits reporting 1954...	7,862	2,942	1,908	1,009	1,526	449	28
36	1949...	8,201	3,172	1,934	1,074	1,584	348	89
37	acres 1954...	29,429	11,009	7,216	3,866	5,544	1,704	90
38	1949...	27,904	10,632	6,331	3,595	5,695	1,173	518
39	pounds 1954...	32,950,059	12,168,634	8,138,613	4,360,610	6,288,051	1,887,451	106,700
40	1949...	34,377,583	13,019,677	8,046,917	4,442,849	6,522,163	1,589,312	756,665
41	Peanuts harvested for picking or threshing.....multiple units reporting 1954...	107	66	18	7	14	1	1
42	1949...	112	59	29	11	12	...	1
43	subunits reporting 1954...	153	81	23	14	32	1	2
44	1949...	165	73	37	22	32	...	1
45	acres 1954...	454	221	85	52	74	2	20
46	1949...	509	178	96	79	154	...	2
47	pounds 1954...	346,915	205,945	51,900	39,031	47,339	700	2,000
48	1949...	431,870	152,980	88,865	50,750	137,875	...	1,400
49	Horses and/or mules...multiple units reporting 1954...	3,048	1,683	733	293	297	40	2
50	1950...	3,234	1,791	772	318	316	31	6
51	number 1954...	9,098	3,416	2,094	1,146	1,781	626	35
52	1950...	10,532	4,105	2,483	1,393	1,956	467	128
53	Landlord-tenant operations containing multiple units:							
54	All subunits including home farm.....number 1954...	12,092	4,805	2,906	1,540	2,214	576	51
55	1950...	13,141	5,213	3,017	1,862	2,447	440	162
56	Land in all subunits including home farm.....acres 1954...	712,184	238,868	164,166	88,353	168,242	49,650	2,905
57	1950...	808,602	286,993	174,214	120,124	179,948	34,412	12,911
58	Owned by operator of multiple unit...acres 1954...	610,703	213,025	143,576	74,583	134,509	42,165	2,845
59	1950...	701,614	258,725	151,966	98,938	153,168	25,906	12,911
60	Rented by operator of multiple unit.....acres 1954...	101,481	25,843	20,590	13,770	33,733	7,485	60
61	1950...	106,988	28,268	22,248	21,186	26,780	8,506	...
62	Subunits not included in multiple units.....operators reporting 1954...	1,088	545	250	124	144	24	1
63	1950...	1,218	611	269	156	159	17	6
64	number 1954...	2,400	1,057	551	300	397	88	7
65	1950...	2,955	1,259	597	522	524	54	39
66	Share tenants.....number 1954...	1,914	853	418	247	335	61	...
67	1950...	1,886	761	405	322	327	41	30
68	Other tenants, not croppers nor share tenants.....number 1954...	486	204	133	53	62	27	7
69	1950...	1,069	498	152	200	197	13	9
70	Land in subunits not included in multiple units.....acres 1954...	66,432	25,461	16,686	7,621	13,511	3,122	31
	1950...	104,516	37,953	21,538	20,133	21,964	1,941	987

MULTIPLE-UNIT OPERATIONS

Economic Area Table 5.—MULTIPLE-UNIT OPERATIONS, BY NUMBER OF SUBUNITS: CENSUSES OF 1954 AND 1950—Continued

Item (For definitions and explanations, see text)	Areas 8 and C						
	Total	Number of subunits					
		2	3	4	5 to 9	10 to 19	20 and over
1 Multiple-unit operations.....number 1954...	361	243	83	16	18	1	...
2 1950...	343	251	53	21	16	1	1
3 Subunits in multiple-unit operations.....total number 1954...	913	486	249	64	104	10	...
4 1950...	896	502	159	84	103	12	36
5 Home farms.....number 1954...	354	240	80	15	18	1	...
6 1950...	330	239	52	21	16	1	1
7 Cropper farms.....number 1954...	559	246	169	49	86	9	...
8 1950...	566	263	107	63	87	11	35
9 Land in multiple-unit operations....total acres 1954...	158,992	78,787	45,524	14,850	12,008	7,823	...
10 1950...	122,395	72,310	16,635	11,664	12,694	1,242	7,850
11 Home farms.....acres 1954...	148,809	73,054	43,212	14,218	10,738	7,587	...
12 1950...	107,645	64,106	14,739	9,986	11,064	950	6,800
13 Cropper farms.....acres 1954...	10,183	5,733	2,312	632	1,270	236	...
14 1950...	14,750	8,204	1,896	1,678	1,630	292	1,050
15 Cropland harvested.....total acres 1954...	31,757	15,428	7,863	2,478	3,862	2,126	...
16 1949...	25,137	13,643	4,412	2,927	2,759	89	1,307
17 Corn harvested for grain.....multiple units reporting 1954...	328	216	77	16	18	1	...
18 1949...	328	239	51	20	16	1	1
19 subunits reporting 1954...	612	320	167	38	77	10	...
20 1949...	691	394	121	59	80	1	36
21 acres 1954...	13,789	6,753	3,404	945	1,778	909	...
22 1949...	12,676	7,016	2,276	1,315	1,268	30	771
23 bushels 1954...	188,120	88,860	44,780	12,478	24,512	17,490	...
24 1949...	277,611	159,024	52,335	29,144	24,923	300	11,885
25 Cotton harvested.....multiple units reporting 1954...	300	198	68	15	18	1	...
26 1949...	261	190	37	18	14	1	1
27 subunits reporting 1954...	519	270	123	48	68	10	...
28 1949...	489	263	80	59	57	1	29
29 acres 1954...	4,891	2,334	1,172	454	823	108	...
30 1949...	5,864	2,823	967	839	690	9	536
31 bales 1954...	3,293	1,539	792	339	542	81	...
32 1949...	1,471	732	280	196	196	1	66
33 Tobacco harvested.....multiple units reporting 1954...	235	151	58	11	15
34 1949...	161	112	27	11	11
35 subunits reporting 1954...	407	205	118	28	56
36 1949...	278	144	53	32	49
37 acres 1954...	1,246	643	341	79	183
38 1949...	779	376	149	90	164
39 pounds 1954...	1,283,132	635,703	354,242	72,800	220,387
40 1949...	838,922	393,893	166,648	108,563	169,818
41 Peanuts harvested for picking or threshing.....multiple units reporting 1954...	5	4	1
42 1949...	4	4
43 subunits reporting 1954...	7	6	1
44 1949...	4	4
45 acres 1954...	17	16	1
46 1949...	5	5
47 pounds 1954...	2,410	2,310	100
48 1949...	3,310	3,310
49 Horses and/or mules....multiple units reporting 1954...	292	191	70	15	15	1	...
50 1950...	295	209	48	20	16	1	1
51 number 1954...	744	395	186	46	76	41	...
52 1950...	905	495	151	96	98	14	51
53 Landlord-tenant operations containing multiple units: All subunits including home farm.....number 1954...	1,498	903	328	92	143	32	...
54 1950...	1,250	709	204	128	153	13	43
55 Land in all subunits including home farm.....acres 1954...	170,225	85,656	48,198	15,402	12,669	8,300	...
56 1950...	131,650	78,114	17,559	12,963	13,703	1,300	8,011
57 Owned by operator of multiple unit..acres 1954...	140,593	80,403	39,525	8,770	11,395	500	...
58 1950...	119,946	69,288	16,376	12,429	12,853	1,000	8,000
59 Rented by operator of multiple unit.....acres 1954...	29,632	5,253	8,673	6,632	1,274	7,800	...
60 1950...	11,704	8,826	1,183	534	850	300	11
61 Subunits not included in multiple units.....operators reporting 1954...	128	80	25	10	12	1	...
62 1950...	135	88	19	13	13	1	1
63 number 1954...	585	417	79	28	39	22	...
64 1950...	354	207	45	44	50	1	7
65 Share tenants.....number 1954...	204	89	46	22	30	17	...
66 1950...	114	55	16	11	27	1	4
67 Other tenants, not croppers nor share tenants.....number 1954...	381	328	33	6	9	5	...
68 1950...	240	152	29	33	23	...	3
69 Land in subunits not included in multiple units.....acres 1954...	11,233	6,869	2,674	552	661	477	...
70 1950...	9,255	5,804	924	1,299	1,009	58	161

SOUTH CAROLINA

Economic Area Table 6.—MULTIPLE-UNIT OPERATIONS, BY KIND OF TENANT IN LANDLORD-TENANT OPERATION: CENSUSES OF 1954 AND 1950

Item (For definitions and explanations, see text)		The State				Area 1			
		Total	Kind of tenant in landlord-tenant operation			Total	Kind of tenant in landlord-tenant operation		
			Croppers only	Croppers, share, and/or other tenants only	Croppers and tenants other than share tenants only		Croppers only	Croppers, share, and/or other tenants only	Croppers and tenants other than share tenants only
1	Multiple-unit operations.....number	11,569	8,110	2,460	999	381	286	64	31
2	1950....	13,739	9,477	2,786	1,476	443	341	67	35
3	Subunits in multiple-unit operations.....total number	34,106	22,608	8,442	3,056	947	691	184	72
4	1950....	41,361	26,675	10,284	4,402	1,097	818	179	100
5	Home farms.....number	11,149	7,858	2,335	956	373	281	63	29
6	1950....	12,799	8,851	2,565	1,383	410	321	57	32
7	Cropper farms.....number	22,957	14,750	6,107	2,100	574	410	121	43
8	1950....	28,562	17,824	7,719	3,019	687	497	122	68
9	Land in multiple-unit operations...total acres	3,358,382	1,810,319	1,144,656	403,407	93,108	54,556	32,207	6,345
10	1950....	3,803,830	1,954,600	1,340,789	508,441	86,565	57,470	20,868	8,227
11	Home farms.....acres	2,833,890	1,481,664	998,679	353,547	76,988	44,699	27,279	5,010
12	1950....	2,999,075	1,473,185	1,107,884	418,006	62,862	43,001	14,328	5,533
13	Cropper farms.....acres	524,492	328,655	145,977	49,860	16,120	9,897	4,928	1,335
14	1950....	804,755	481,415	232,905	90,435	23,703	14,469	6,540	2,694
15	Cropland harvested.....total acres	1,166,358	696,717	339,124	130,517	21,520	14,143	6,098	1,279
16	1949....	1,389,242	819,615	415,242	154,385	25,735	19,470	4,232	2,033
17	Corn harvested for grain.....multiple units reporting	10,505	7,351	2,265	889	345	258	58	29
18	1949....	13,195	9,098	2,688	1,409	422	325	64	33
19	subunits reporting	23,349	15,467	5,894	1,988	655	475	131	49
20	1949....	32,400	21,075	7,964	3,361	843	638	133	72
21	acres	280,089	173,320	77,875	28,894	5,592	3,611	1,575	406
22	1949....	397,082	240,637	111,618	44,827	7,284	5,285	1,344	655
23	bushels	2,799,012	1,724,131	807,273	267,608	64,555	44,140	15,679	4,736
24	1949....	7,708,310	4,707,190	2,165,487	835,633	132,397	94,765	25,139	12,493
25	Cotton harvested.....multiple units reporting	10,671	7,499	2,256	916	298	227	47	24
26	1949....	12,531	8,650	2,570	1,311	373	286	61	26
27	subunits reporting	24,434	16,031	6,179	2,224	570	439	112	39
28	1949....	30,922	19,948	7,829	3,145	726	551	120	55
29	acres	315,885	190,641	88,673	36,571	4,972	3,477	1,100	395
30	1949....	454,819	272,602	134,103	48,114	7,705	5,861	1,300	544
31	bales	197,595	118,345	56,929	22,321	2,847	2,028	620	199
32	1949....	224,870	135,287	67,364	22,219	3,190	2,450	500	240
33	Tobacco harvested.....multiple units reporting	5,166	3,492	1,363	311	2	2
34	1949....	5,268	3,474	1,294	500	11	9	1	1
35	subunits reporting	11,926	7,744	3,481	701	3	3
36	1949....	12,110	7,719	3,342	1,049	12	10	1	1
37	acres	41,489	26,798	12,324	2,367	6	6
38	1949....	38,324	23,635	11,473	3,216	6	6
39	pounds	45,024,363	28,938,015	13,645,344	2,441,004	2,750	2,750
40	1949....	46,451,002	28,830,930	13,743,023	3,877,049	6,239	5,399	640	200
41	Peanuts harvested for picking or threshing.....multiple units reporting	267	175	64	28
42	1949....	369	228	96	45	2	1
43	subunits reporting	370	237	89	44
44	1949....	582	342	172	68	2	1
45	acres	3,020	1,463	1,035	522
46	1949....	4,686	2,074	1,927	685	5	4
47	pounds	1,913,223	911,487	699,656	302,080
48	1949....	3,275,854	1,571,527	1,406,041	298,286	1,700	1,200	500	...
49	Horses and/or mules...multiple units reporting	9,990	7,027	2,142	821	334	247	59	28
50	1950....	12,346	8,616	2,463	1,267	409	316	61	32
51	number	31,590	19,630	9,128	2,832	885	597	213	75
52	1950....	44,812	27,748	12,293	4,771	1,278	919	249	110
53	Landlord-tenant operations containing multiple units:								
54	All subunits including home farm.....number	42,277	22,608	14,753	4,916	1,108	691	310	107
55	1950....	51,007	26,675	17,637	6,695	1,283	818	326	139
56	Land in all subunits including home farm.....acres	3,601,652	1,810,319	1,347,507	443,826	99,572	54,556	38,021	6,995
57	1950....	4,192,432	1,954,600	1,649,092	588,740	97,326	57,470	30,141	9,715
58	Owned by operator of multiple unit.....acres	3,019,437	1,517,796	1,123,556	378,085	82,287	48,332	27,594	6,361
59	1950....	3,562,405	1,630,153	1,423,794	508,458	85,325	49,454	26,309	9,562
60	Rented by operator of multiple unit.....acres	582,215	292,523	223,951	65,741	17,285	6,224	10,427	634
61	1950....	630,027	324,447	225,298	80,282	12,001	8,016	3,832	153
62	Subunits not included in multiple units.....operators reporting	3,459	...	2,460	999	95	...	64	31
63	1950....	4,262	...	2,786	1,476	102	...	67	35
64	number	8,171	...	6,311	1,860	161	...	126	35
65	1950....	9,646	...	7,353	2,293	186	...	147	39
66	Share tenants.....number	5,046	...	5,046	...	96	...	96	...
67	1950....	5,661	...	5,661	...	110	...	110	...
68	Other tenants, not croppers nor share tenants.....number	3,125	...	1,265	1,860	65	...	30	35
69	1950....	3,985	...	1,692	2,293	76	...	37	39
70	Land in subunits not included in multiple units.....acres	243,270	...	202,851	40,419	6,464	...	5,814	650
71	1950....	388,602	...	308,303	80,299	10,761	...	9,273	1,488

Z Reported in small fractions.

MULTIPLE-UNIT OPERATIONS

Economic Area Table 6.—MULTIPLE-UNIT OPERATIONS, BY KIND OF TENANT IN LANDLORD-TENANT OPERATION:
CENSUSES OF 1954 AND 1950—Continued

Item (For definitions and explanations, see text)	Area 2				Area 3			
	Total	Kind of tenant in landlord-tenant operation			Total	Kind of tenant in landlord-tenant operation		
		Croppers only	Croppers, share, and/or other tenants only	Croppers and tenants other than share tenants only		Croppers only	Croppers, share, and/or other tenants only	Croppers and tenants other than share tenants only
1 Multiple-unit operations.....number 1954...	1,712	1,335	221	156	1,111	866	139	106
2 1950...	2,363	1,816	348	199	1,403	1,063	213	127
3 Subunits in multiple-unit operations.....total number 1954...	4,875	3,649	779	447	3,312	2,424	538	350
4 1950...	6,884	4,955	1,299	630	4,235	3,058	791	386
5 Home farms.....number 1954...	1,667	1,303	213	151	1,075	842	135	98
6 1950...	2,230	1,722	324	184	1,306	995	189	122
7 Cropper farms.....number 1954...	3,208	2,346	566	296	2,237	1,582	403	252
8 1950...	4,654	3,233	975	446	2,929	2,063	602	264
9 Land in multiple-unit operations...total acres 1954...	460,120	294,706	111,992	53,422	338,325	220,749	76,445	41,131
10 1950...	549,878	336,539	146,667	66,672	409,377	260,018	102,847	46,512
11 Home farms.....acres 1954...	382,639	240,859	96,872	44,908	282,983	185,538	63,502	33,943
12 1950...	412,623	246,568	114,259	51,796	314,087	198,617	77,781	37,689
13 Cropper farms.....acres 1954...	77,481	53,847	15,120	8,514	55,342	35,211	12,943	7,188
14 1950...	137,255	89,971	32,408	14,876	95,290	61,401	23,066	8,823
15 Cropland harvested.....total acres 1954...	163,871	114,562	34,051	15,258	95,246	66,688	18,642	9,916
16 1949...	228,874	152,602	53,714	22,558	127,900	88,154	28,668	11,078
17 Corn harvested for grain.....multiple units reporting 1954...	1,401	1,101	177	123	930	720	122	88
18 1949...	2,196	1,687	324	185	1,318	997	202	119
19 subunits reporting 1954...	2,777	2,106	428	243	2,039	1,480	341	218
20 1949...	4,833	3,478	938	417	3,223	2,352	587	284
21 acres 1954...	22,404	16,477	3,963	1,964	15,965	11,302	2,818	1,845
22 1949...	42,139	28,875	9,259	4,005	28,867	20,524	5,988	2,355
23 bushels 1954...	227,843	163,684	44,564	19,595	136,229	98,169	19,486	18,574
24 1949...	812,351	549,496	181,791	81,064	535,828	391,036	98,854	45,938
25 Cotton harvested.....multiple units reporting 1954...	1,603	1,263	203	137	1,057	829	129	99
26 1949...	2,186	1,677	331	178	1,361	1,037	204	120
27 subunits reporting 1954...	3,523	2,625	594	304	2,466	1,785	413	268
28 1949...	5,085	3,619	1,002	464	3,417	2,481	641	295
29 acres 1954...	44,894	32,206	8,366	4,322	30,023	20,879	5,798	3,346
30 1949...	74,688	51,670	16,193	6,825	47,358	33,279	10,258	3,821
31 bales 1954...	24,561	17,577	4,614	2,370	16,668	11,691	3,140	1,837
32 1949...	35,923	24,736	7,710	3,477	27,631	19,564	5,989	2,078
33 Tobacco harvested.....multiple units reporting 1954...	6	6	2	2
34 1949...	6	6	4	2	...	2
35 subunits reporting 1954...	8	8	2	2
36 1949...	6	6	4	2	...	2
37 acres 1954...	12	12	2	2
38 1949...	2	2	8	3	...	5
39 pounds 1954...	6,866	6,866	1,800	1,800
40 1949...	2,561	2,561	7,900	2,600	...	5,300
41 Peanuts harvested for picking or threshing.....multiple units reporting 1954...	3	3	5	4	...	1
42 1949...	11	8	2	1	7	6	...	1
43 subunits reporting 1954...	3	3	8	7	...	1
44 1949...	17	12	3	2	8	7	...	1
45 acres 1954...	5	5	6	5	...	1
46 1949...	25	8	15	2	6	5	...	1
47 pounds 1954...	1,940	1,940	2,100	1,425	...	675
48 1949...	19,167	2,151	16,200	816	2,190	2,065	...	125
49 Horses and/or mules...multiple units reporting 1954...	1,427	1,120	190	117	973	758	123	92
50 1950...	2,117	1,640	306	171	1,260	959	190	111
51 number 1954...	4,334	3,056	903	375	3,311	2,333	592	386
52 1950...	7,561	5,166	1,680	715	4,898	3,415	997	486
53 Landlord-tenant operations containing multiple units: All subunits including home farm.....number 1954...	5,497	3,649	1,197	651	3,790	2,424	835	531
54 1950...	7,866	4,955	2,020	891	4,868	3,058	1,257	553
55 Land in all subunits including home farm.....acres 1954...	480,173	294,706	127,625	57,842	359,560	220,749	93,162	45,649
56 1950...	595,183	336,539	182,501	76,143	444,968	260,018	130,688	54,262
57 Owned by operator of multiple unit..acres 1954...	423,340	252,786	118,594	51,960	310,250	187,567	82,026	40,657
58 1950...	520,049	288,193	166,822	65,034	389,713	224,998	117,512	47,203
59 Rented by operator of multiple unit.....acres 1954...	56,833	41,920	9,031	5,882	49,310	33,182	11,136	4,992
60 1950...	75,134	48,346	15,679	11,109	55,255	35,020	13,176	7,059
61 Subunits not included in multiple units.....operators reporting 1954...	377	...	221	156	245	...	139	106
62 1950...	547	...	348	199	340	...	213	127
63 number 1954...	622	...	418	204	478	...	297	181
64 1950...	982	...	721	261	633	...	466	167
65 Share tenants.....number 1954...	340	...	340	...	238	...	238	...
66 1950...	629	...	629	...	361	...	361	...
67 Other tenants, not croppers nor share tenants.....number 1954...	282	...	78	204	240	...	59	181
68 1950...	353	...	92	261	272	...	105	167
69 Land in subunits not included in multiple units.....acres 1954...	20,053	...	15,633	4,420	21,235	...	16,717	4,518
70 1950...	45,305	...	35,834	9,471	35,591	...	27,841	7,750

Economic Area Table 6.—MULTIPLE-UNIT OPERATIONS, BY KIND OF TENANT IN LANDLORD-TENANT OPERATION:
CENSUSES OF 1954 AND 1950—Continued

Item (For definitions and explanations, see text)	Area 4				Areas 5, A, and B			
	Total	Kind of tenant in landlord-tenant operation			Total	Kind of tenant in landlord-tenant operation		
		Croppers only	Croppers, share, and/or other tenants only	Croppers and tenants other than share tenants only		Croppers only	Croppers, share, and/or other tenants only	Croppers and tenants other than share tenants only
1 Multiple-unit operations.....number 1954...	894	696	112	86	885	585	217	83
2 1950...	1,216	870	217	129	1,109	688	263	158
3 Subunits in multiple-unit operations.....total number 1954...	2,576	1,957	383	236	2,389	1,491	665	233
4 1950...	3,600	2,392	822	386	3,214	1,840	935	439
5 Home farms.....number 1954...	876	688	106	82	849	568	204	77
6 1950...	1,173	842	204	127	1,033	646	241	146
7 Cropper farms.....number 1954...	1,700	1,269	277	154	1,540	923	461	156
8 1950...	2,427	1,550	618	259	2,181	1,194	694	293
9 Land in multiple-unit operations....total acres 1954...	318,218	212,233	69,169	36,816	345,150	180,211	130,058	34,881
10 1950...	437,208	219,678	155,898	61,632	410,980	191,037	161,481	58,462
11 Home farms.....acres 1954...	283,538	186,007	63,522	34,009	295,013	150,995	113,264	30,754
12 1950...	376,775	182,563	140,704	53,508	330,919	148,836	134,129	47,954
13 Cropper farms.....acres 1954...	34,680	26,226	5,647	2,807	50,137	29,216	16,794	4,127
14 1950...	60,433	37,115	15,194	8,124	80,061	42,201	27,352	10,508
15 Cropland harvested.....total acres 1954...	89,633	65,615	16,488	7,530	105,462	61,943	33,837	9,682
16 1949...	127,210	76,037	37,657	13,516	136,773	69,654	47,880	19,239
17 Corn harvested for grain.....multiple units reporting 1954...	857	669	106	82	823	547	200	76
18 1949...	1,180	844	209	127	1,062	661	251	150
19 subunits reporting 1954...	1,872	1,432	279	161	1,696	1,066	474	156
20 1949...	2,866	1,931	626	309	2,434	1,394	704	336
21 acres 1954...	18,910	14,172	3,170	1,568	28,665	17,488	8,710	2,467
22 1949...	32,799	20,632	8,483	3,684	40,121	21,682	13,436	5,003
23 bushels 1954...	219,119	160,977	39,490	18,652	274,902	163,125	87,211	24,566
24 1949...	569,572	362,659	143,454	63,459	557,942	301,151	183,341	73,450
25 Cotton harvested.....multiple units reporting 1954...	856	667	107	82	852	561	213	78
26 1949...	1,163	831	210	122	1,058	654	259	145
27 subunits reporting 1954...	1,913	1,465	278	170	1,830	1,131	524	175
28 1949...	2,858	1,874	685	299	2,494	1,418	754	322
29 acres 1954...	20,945	15,998	3,241	1,706	30,420	17,745	9,855	2,820
30 1949...	34,962	21,259	10,120	3,583	45,286	24,484	15,089	5,713
31 bales 1954...	14,486	10,944	2,521	1,021	17,631	10,366	5,574	1,691
32 1949...	22,613	13,748	6,708	2,157	22,224	11,770	7,661	2,793
33 Tobacco harvested.....multiple units reporting 1954...	13	11	2	...	131	88	32	11
34 1949...	1	1	122	82	26	14
35 subunits reporting 1954...	18	16	2	...	188	133	43	12
36 1949...	1	1	174	115	41	18
37 acres 1954...	41	37	4	...	459	315	122	22
38 1949...	(2)	(2)	387	255	90	42
39 pounds 1954...	28,456	26,920	1,536	...	371,518	251,121	101,597	18,800
40 1949...	118	118	369,042	234,058	92,884	42,100
41 Peanuts harvested for picking or threshing.....multiple units reporting 1954...	9	7	1	1	17	11	5	1
42 1949...	22	18	1	3	67	40	17	10
43 subunits reporting 1954...	15	11	2	2	21	14	6	1
44 1949...	25	20	1	4	108	61	33	14
45 acres 1954...	15	11	3	1	228	137	91	(2)
46 1949...	19	15	1	3	1,144	593	369	182
47 pounds 1954...	3,815	3,000	380	435	81,439	46,239	35,000	200
48 1949...	9,330	7,015	340	1,975	559,850	318,825	200,260	40,765
49 Horses and/or mules....multiple units reporting 1954...	765	597	93	75	696	451	181	64
50 1950...	1,089	788	184	117	944	594	225	125
51 number 1954...	2,221	1,639	351	231	2,106	1,226	704	176
52 1950...	3,764	2,346	968	450	3,165	1,773	1,008	384
53 Landlord-tenant operations containing multiple units: All subunits including home farm.....number 1954...	3,186	1,957	780	449	3,005	1,491	1,149	365
54 1950...	4,418	2,392	1,451	575	4,087	1,840	1,579	668
55 Land in all subunits including home farm.....acres 1954...	334,154	212,233	82,093	39,828	368,193	180,211	149,052	38,930
56 1950...	472,163	219,678	184,146	68,339	451,000	191,037	193,653	66,310
57 Owned by operator of multiple unit..acres 1954...	285,848	177,556	73,954	34,338	329,118	156,972	136,190	35,956
58 1950...	404,475	184,058	160,190	60,227	391,127	161,904	170,370	58,853
59 Rented by operator of multiple unit.....acres 1954...	48,306	34,677	8,139	5,490	39,075	23,239	12,862	2,974
60 1950...	67,688	35,620	23,956	8,112	59,873	29,133	23,283	7,457
61 Subunits not included in multiple units.....operators reporting 1954...	198	...	112	86	300	...	217	83
62 1950...	346	...	217	129	421	...	263	158
63 number 1954...	610	...	397	213	616	...	484	132
64 1950...	818	...	629	189	873	...	644	229
65 Share tenants.....number 1954...	243	...	243	...	379	...	379	...
66 1950...	441	...	441	...	514	...	514	...
67 Other tenants, not croppers nor share tenants.....number 1954...	367	...	154	213	237	...	105	132
68 1950...	377	...	188	189	359	...	130	229
69 Land in subunits not included in multiple units.....acres 1954...	15,936	...	12,924	3,012	23,043	...	18,994	4,049
70 1950...	34,955	...	28,248	6,707	40,020	...	32,172	7,848

2 Reported in small fractions.

MULTIPLE-UNIT OPERATIONS

Economic Area Table 6.—MULTIPLE-UNIT OPERATIONS, BY KIND OF TENANT IN LANDLORD-TENANT OPERATION:
CENSUSES OF 1954 AND 1950—Continued

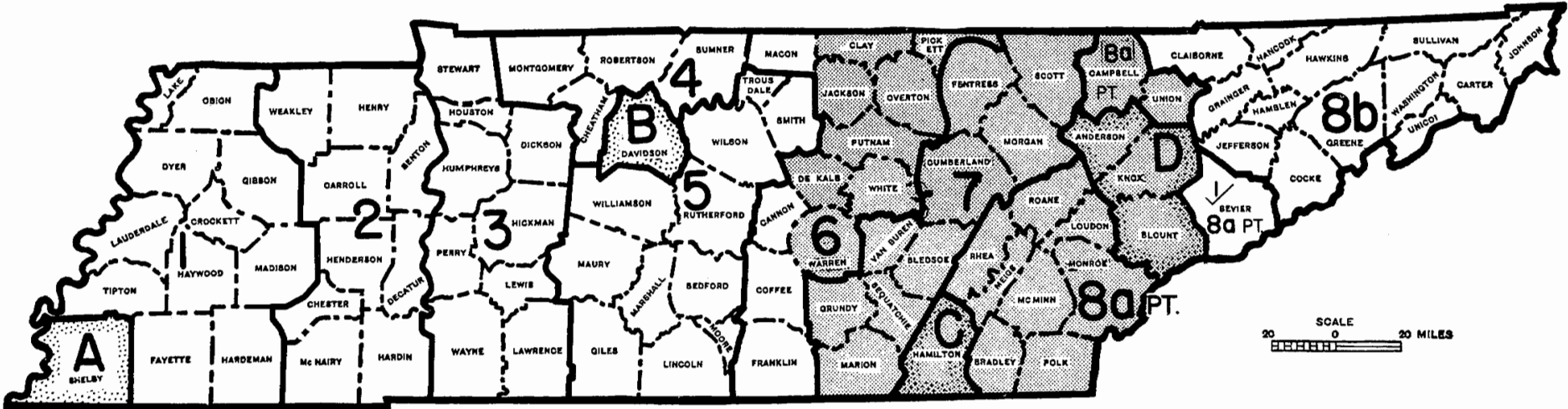
Item (For definitions and explanations, see text)	Area 6				Area 7			
	Total	Kind of tenant in landlord-tenant operation			Total	Kind of tenant in landlord-tenant operation		
		Croppers only	Croppers, share, and/or other tenants only	Croppers and tenants other than share tenants only		Croppers only	Croppers, share, and/or other tenants only	Croppers and tenants other than share tenants only
1 Multiple-unit operations.....number 1954...	2,906	1,878	703	325	3,319	2,231	923	165
2 1950...	3,365	2,212	711	422	3,497	2,279	888	330
3 Subunits in multiple-unit operations.....total number 1954...	9,402	5,656	2,663	1,083	9,692	6,182	2,989	521
4 1950...	11,249	6,862	3,038	1,349	10,186	6,273	2,995	918
5 Home farms.....number 1954...	2,778	1,793	672	313	3,177	2,153	864	160
6 1950...	3,103	2,026	682	395	3,214	2,100	811	303
7 Cropper farms.....number 1954...	6,624	3,863	1,991	770	6,515	4,029	2,125	361
8 1950...	8,146	4,836	2,356	954	6,972	4,173	2,184	615
9 Land in multiple-unit operations....total acres 1954...	998,717	470,589	366,042	162,086	645,752	316,147	290,186	39,419
10 1950...	1,083,341	521,468	398,230	163,643	704,086	323,998	310,379	69,709
11 Home farms.....acres 1954...	847,510	380,263	323,214	144,033	516,410	238,390	245,373	32,647
12 1950...	848,913	385,373	327,837	135,703	545,251	232,441	258,200	54,610
13 Cropper farms.....acres 1954...	151,207	90,326	42,828	18,053	129,342	77,757	44,813	6,772
14 1950...	234,428	136,095	70,393	27,940	158,835	91,557	52,179	15,099
15 Cropland harvested.....total acres 1954...	452,198	234,087	146,654	71,457	206,671	122,320	71,936	12,415
16 1949...	485,391	266,716	157,285	61,390	232,222	134,239	79,156	18,827
17 Corn harvested for grain.....multiple units reporting 1954...	2,656	1,705	652	299	3,165	2,133	882	150
18 1949...	3,228	2,122	705	401	3,461	2,261	875	325
19 subunits reporting 1954...	6,372	3,795	1,862	715	7,326	4,730	2,222	374
20 1949...	8,858	5,441	2,385	1,032	8,652	5,459	2,438	775
21 acres 1954...	101,904	57,481	29,778	14,645	72,860	44,842	23,513	4,505
22 1949...	142,163	82,384	41,028	18,751	91,033	54,407	28,866	7,760
23 bushels 1954...	968,956	546,078	294,860	128,018	719,288	447,932	236,273	35,083
24 1949...	2,728,926	1,595,772	804,817	328,337	2,093,683	1,257,326	659,979	176,378
25 Cotton harvested.....multiple units reporting 1954...	2,839	1,840	690	309	2,866	1,918	801	147
26 1949...	3,286	2,166	722	398	2,843	1,843	736	264
27 subunits reporting 1954...	7,591	4,500	2,211	880	6,022	3,785	1,910	327
28 1949...	9,388	5,749	2,576	1,063	6,465	4,003	1,919	543
29 acres 1954...	134,762	70,569	43,608	20,585	44,978	26,906	15,173	2,899
30 1949...	182,085	101,238	58,371	22,476	56,871	31,892	21,054	3,925
31 bales 1954...	86,946	44,887	29,092	12,967	31,163	18,890	10,347	1,926
32 1949...	88,034	48,846	29,395	9,793	23,784	13,349	9,035	1,400
33 Tobacco harvested.....multiple units reporting 1954...	1,491	1,005	370	116	3,286	2,221	904	161
34 1949...	1,509	1,012	368	129	3,454	2,267	868	319
35 subunits reporting 1954...	3,438	2,212	782	252	7,862	5,108	2,352	402
36 1949...	3,434	2,212	952	270	8,201	5,230	2,275	696
37 acres 1954...	10,294	6,542	2,903	849	29,429	19,103	8,922	1,404
38 1949...	9,238	5,939	2,585	714	27,904	17,034	8,588	2,282
39 pounds 1954...	10,379,782	6,470,515	3,116,822	792,445	32,950,059	21,392,123	10,036,873	1,521,063
40 1949...	10,848,637	6,969,457	3,055,256	823,924	34,377,583	21,188,723	10,366,708	2,822,152
41 Peanuts harvested for picking or threshing.....multiple units reporting 1954...	121	72	28	21	107	75	28	4
42 1949...	144	77	44	23	112	75	30	7
43 subunits reporting 1954...	163	94	38	31	153	105	39	9
44 1949...	253	130	84	39	165	108	49	8
45 acres 1954...	2,295	997	809	489	454	296	127	31
46 1949...	2,973	1,144	1,361	468	509	301	179	29
47 pounds 1954...	1,474,604	606,419	586,415	281,770	346,915	251,914	76,001	19,000
48 1949...	2,248,437	931,203	1,084,279	232,955	431,870	306,468	103,752	21,650
49 Horses and/or mules...multiple units reporting 1954...	2,455	1,597	596	262	3,048	2,067	833	148
50 1950...	2,998	1,994	651	353	3,234	2,149	792	293
51 number 1954...	8,891	4,780	3,038	1,073	9,098	5,580	3,074	444
52 1950...	12,709	7,373	3,845	1,491	10,532	6,315	3,280	937
53 Landlord-tenant operations containing multiple units: All subunits including home farm.....number 1954...	12,101	5,656	4,711	1,734	12,092	6,182	5,136	774
54 1950...	14,094	6,862	5,168	2,064	13,141	6,273	5,425	1,443
55 Land in all subunits including home farm.....acres 1954...	1,077,591	470,589	432,178	174,824	712,184	316,147	350,369	45,668
56 1950...	1,191,540	521,468	477,553	192,519	808,602	323,998	399,902	84,702
57 Owned by operator of multiple unit...acres 1954...	837,298	366,210	334,816	136,272	610,703	272,437	299,268	38,998
58 1950...	950,156	405,052	385,460	159,644	701,614	275,506	349,024	77,084
59 Rented by operator of multiple unit.....acres 1954...	240,293	104,379	97,362	38,552	101,481	43,710	51,101	6,670
60 1950...	241,384	116,416	92,093	32,875	106,988	48,492	50,878	7,618
61 Subunits not included in multiple units.....operators reporting 1954...	1,028	...	703	325	1,088	...	923	165
62 1950...	1,153	...	731	422	1,218	...	888	330
63 number 1954...	2,699	...	2,048	651	2,400	...	2,147	253
64 1950...	2,845	...	2,130	715	2,955	...	2,430	525
65 Share tenants.....number 1954...	1,632	...	1,632	...	1,914	...	1,914	...
66 1950...	1,606	...	1,606	...	1,886	...	1,886	...
67 Other tenants, not croppers nor share tenants.....number 1954...	1,067	...	416	651	486	...	233	253
68 1950...	1,239	...	524	715	1,069	...	544	525
69 Land in subunits not included in multiple units.....acres 1954...	78,874	...	66,136	12,738	66,432	...	60,183	6,249
70 1950...	108,199	...	79,323	28,876	104,516	...	89,523	14,993

Economic Area Table 6.—MULTIPLE-UNIT OPERATIONS, BY KIND OF TENANT IN LANDLORD-TENANT OPERATION:
CENSUSES OF 1954 AND 1950—Continued

Item (For definitions and explanations, see text)	Total	Areas B and C		
		Kind of tenant in landlord-tenant operation		
		Croppers only	Croppers, share, and/or other tenants only	Croppers and tenants other than share tenants only
1 Multiple-unit operations.....number 1954...	361	233	81	47
2 1950...	343	208	59	76
3 Subunits in multiple-unit operations.....total number 1954...	913	558	241	114
4 1950...	896	477	225	194
5 Home farms.....number 1954...	354	230	78	46
6 1950...	330	199	57	74
7 Cropper farms.....number 1954...	559	328	163	68
8 1950...	566	278	168	120
9 Land in multiple-unit operations...total acres 1954...	158,992	61,128	68,557	29,307
10 1950...	122,395	44,392	44,419	33,584
11 Home farms.....acres 1954...	148,809	54,913	65,653	28,243
12 1950...	107,645	35,786	40,646	31,213
13 Cropper farms.....acres 1954...	10,183	6,215	2,904	1,064
14 1950...	14,750	8,606	3,773	2,371
15 Cropland harvested.....total acres 1954...	31,757	17,359	11,418	2,980
16 1949...	25,137	12,743	6,650	5,744
17 Corn harvested for grain.....multiple units reporting 1954...	328	218	68	42
18 1949...	328	201	58	69
19 subunits reporting 1954...	612	383	157	72
20 1949...	691	382	173	136
21 acres 1954...	13,789	7,947	4,348	1,494
22 1949...	12,676	6,848	3,214	2,614
23 bushels 1954...	188,120	100,026	69,710	18,384
24 1949...	277,611	154,985	68,112	54,514
25 Cotton harvested.....multiple units reporting 1954...	300	194	66	40
26 1949...	261	156	47	58
27 subunits reporting 1954...	519	321	137	61
28 1949...	489	253	132	104
29 acres 1954...	4,891	2,861	1,532	498
30 1949...	5,864	2,919	1,718	1,227
31 bales 1954...	3,293	1,962	1,021	310
32 1949...	1,471	824	366	281
33 Tobacco harvested.....multiple units reporting 1954...	235	157	55	23
34 1949...	161	95	31	35
35 subunits reporting 1954...	407	262	110	35
36 1949...	278	143	73	62
37 acres 1954...	1,246	781	373	92
38 1949...	779	397	209	173
39 pounds 1954...	1,283,132	785,920	388,516	108,696
40 1949...	838,922	428,014	227,535	183,373
41 Peanuts harvested for picking or threshing.....multiple units reporting 1954...	5	3	2	...
42 1949...	4	3	1	...
43 subunits reporting 1954...	7	3	4	...
44 1949...	4	3	1	...
45 acres 1954...	17	12	5	...
46 1949...	5	4	1	...
47 pounds 1954...	2,410	550	1,860	...
48 1949...	3,310	2,600	710	...
49 Horses and/or mules....multiple units reporting 1954...	292	190	67	35
50 1950...	295	176	54	65
51 number 1954...	744	419	253	72
52 1950...	905	441	266	198
53 Landlord-tenant operations containing multiple units: All subunits including home farm.....number 1954...	1,498	558	635	305
54 1950...	1,250	477	411	362
55 Land in all subunits including home farm.....acres 1954...	170,225	61,128	75,007	34,090
56 1950...	131,650	44,392	50,508	36,750
57 Owned by operator of multiple unit..acres 1954...	140,593	55,936	51,114	33,543
58 1950...	119,946	40,988	48,107	30,851
59 Rented by operator of multiple unit.....acres 1954...	29,632	5,192	23,893	547
60 1950...	11,704	3,404	2,401	5,899
61 Subunits not included in multiple units.....operators reporting 1954...	128	...	81	47
62 1950...	135	...	59	76
63 number 1954...	585	...	394	191
64 1950...	354	...	186	168
65 Share tenants.....number 1954...	204	...	204	...
66 1950...	114	...	114	...
67 Other tenants, not croppers nor share tenants.....number 1954...	381	...	190	191
68 1950...	240	...	72	168
69 Land in subunits not included in multiple units.....acres 1954...	11,233	...	6,450	4,783
70 1950...	9,255	...	6,089	3,166

TENNESSEE

State Economic Areas



LEGEND

- B METROPOLITAN STATE ECONOMIC AREA
- 2 NONMETROPOLITAN STATE ECONOMIC AREA
- NOT IN MULTIPLE-UNIT AREA

✓ SEVIER COUNTY INCLUDED IN AREA 8b FOR THE PRESENTATION OF STATISTICS BY ECONOMIC AREAS.

MULTIPLE-UNIT OPERATIONS

County Table 1.—MULTIPLE-UNIT OPERATIONS:

Item (For definitions and explanations, see text)		Total, selected counties	Bedford	Benton	Cannon	Carroll	Carter	Cheatham	Chester
1	All farms.....number 1954...	156,939	2,299	1,035	1,503	3,205	2,446	1,232	1,399
2	1950...	177,302	2,361	1,479	1,700	3,480	2,910	1,332	1,603
3	Land in farms.....acres 1954...	13,799,336	278,986	128,056	157,748	291,196	85,688	127,572	141,953
4	1950...	14,447,856	279,914	158,133	168,436	304,309	102,218	138,467	150,710
5	Cropland harvested.....acres 1954...	4,012,346	86,291	27,433	28,751	85,663	17,246	23,868	39,181
6	1949...	4,536,252	90,019	30,166	34,330	87,137	23,429	30,964	44,027
7	Corn harvested for grain.....farms reporting 1954...	97,841	1,273	653	846	2,327	1,481	789	1,095
8	1949...	123,690	1,653	1,012	1,122	2,548	1,866	930	1,286
9	acres 1954...	1,390,556	24,456	15,506	11,236	40,155	3,781	11,329	19,255
10	1949...	1,624,737	33,256	14,336	16,233	30,506	6,132	14,088	16,478
11	bushels 1954...	26,498,766	448,203	273,457	220,459	599,171	135,052	281,498	390,675
12	1949...	44,817,186	1,073,720	322,151	511,253	694,260	225,794	425,000	350,381
13	Cotton harvested.....farms reporting 1954...	55,031	400	493	8	2,434	1,082
14	1949...	64,246	342	795	12	2,734	...	1	1,363
15	acres 1954...	629,281	1,661	2,612	17	22,045	12,084
16	1949...	874,814	1,557	5,197	31	28,701	...	5	18,430
17	bales 1954...	800	800	1,485	11	13,509	9,913
18	1949...	609,321	1,135	3,387	20	21,522	...	2	10,461
19	Tobacco harvested.....farms reporting 1954...	(NA)	(NA)	(NA)	(NA)	(NA)	(NA)	(NA)	(NA)
20	1949...	(NA)	(NA)	(NA)	(NA)	(NA)	(NA)	(NA)	(NA)
21	acres 1954...	81,721	344	1	326	4	831	2,258	...
22	1949...	88,698	369	1	310	(2)	718	2,435	(2)
23	pounds 1954...	108,746,218	448,812	500	333,606	3,160	1,357,540	2,760,453	...
24	1949...	108,459,877	465,072	200	352,216	254	1,009,022	3,438,695	52
25	Peanuts harvested for picking or threshing.....farms reporting 1954...	431	1	20	...	8
26	1949...	1,373	12	74	1	23	...	3	11
27	acres 1954...	662	1	41	...	7
28	1949...	2,739	10	333	1	8	...	1	3
29	pounds 1954...	470,245	160	36,219	...	2,019
30	1949...	2,134,782	534	256,588	210	12,625	...	560	2,453
31	Horses and/or mules.....farms reporting 1954...	77,009	1,250	504	812	1,581	900	651	660
32	1950...	112,240	1,679	962	1,167	2,549	1,294	876	1,124
33	number 1954...	166,557	2,903	957	1,692	3,170	1,295	1,227	1,368
34	1950...	297,183	5,611	2,054	3,080	6,134	2,007	2,010	2,717
35	Multiple-unit operations.....number 1954...	15,004	193	20	63	218	51	115	147
36	1950...	15,235	105	30	126	173	40	118	117
37	Subunits in multiple-unit operations....number 1954...	39,069	411	53	137	491	113	273	367
38	1950...	39,332	232	63	288	410	85	274	280
39	Home farms.....number 1954...	14,541	191	20	59	209	50	108	142
40	1950...	14,701	104	28	124	168	39	117	112
41	Cropper farms.....number 1954...	24,528	220	33	78	282	63	165	225
42	1950...	24,631	128	35	164	242	46	157	168
43	Land owned by landlord.....acres 1954...	2,995,437	41,879	4,253	16,749	43,535	4,752	23,201	25,095
44	1950...	3,041,221	25,072	6,056	28,587	35,904	3,851	25,110	20,378
45	Land rented from others by landlord.....acres 1954...	740,629	12,666	887	1,399	5,067	450	2,567	9,195
46	1950...	659,150	5,519	1,090	1,335	6,373	17	3,183	4,943
47	Land in multiple-unit operations.....acres 1954...	3,480,926	53,017	4,845	17,585	44,374	5,136	25,554	32,554
48	1950...	3,339,065	29,535	6,956	27,577	38,315	3,718	26,413	22,738
49	Home farms.....acres 1954...	2,924,593	44,948	4,065	13,789	36,188	4,215	22,417	25,101
50	1950...	2,710,118	23,335	5,271	20,943	31,119	2,896	22,594	18,060
51	Cropper farms.....acres 1954...	556,333	8,069	780	3,796	8,186	921	3,137	7,453
52	1950...	628,947	6,200	1,685	6,634	7,196	822	3,819	4,678
53	Cropland harvested.....acres 1954...	1,197,080	18,019	1,558	3,607	14,567	1,149	5,618	10,842
54	1949...	1,190,350	10,757	1,939	5,926	12,720	1,184	6,985	8,291
55	Corn harvested for grain.....multiple units reporting 1954...	13,079	176	16	55	200	44	102	145
56	1949...	13,790	99	27	111	159	35	110	110
57	subunits reporting 1954...	23,943	247	29	94	334	62	167	292
58	1949...	25,450	167	44	158	265	48	178	221
59	acres 1954...	362,817	5,295	854	1,591	6,343	230	2,412	5,223
60	1949...	373,412	3,468	895	2,510	3,890	273	2,737	2,931
61	bushels 1954...	6,853,828	107,259	14,415	26,860	97,143	9,394	52,372	108,185
62	1949...	10,894,803	119,871	18,240	87,580	94,440	12,431	91,929	74,673
63	Cotton harvested.....multiple units reporting 1954...	7,381	47	16	...	214	142
64	1949...	7,293	30	24	...	166	114
65	subunits reporting 1954...	17,965	61	31	...	397	235
66	1949...	17,488	47	35	...	295	235
67	acres 1954...	238,415	347	228	...	3,853	3,514
68	1949...	268,989	285	362	...	3,703	3,195
69	bales 1954...	203,800	179	131	...	2,496	2,767
70	1949...	208,935	257	267	...	2,987	2,171
71	Tobacco harvested.....multiple units reporting 1954...	7,336	88	...	31	...	47	114	...
72	1949...	6,939	32	...	57	...	32	108	...
73	subunits reporting 1954...	11,652	104	...	53	1	62	201	...
74	1949...	10,620	39	...	73	...	38	168	...
75	acres 1954...	22,169	76	...	40	1	57	668	...
76	1949...	22,695	48	...	62	...	31	659	...
77	pounds 1954...	29,447,039	102,814	...	39,460	660	83,080	829,537	18,000
78	1949...	29,428,413	61,042	...	59,794	660	51,605	935,916	...
79	Peanuts harvested for picking or threshing.....multiple units reporting 1954...	19
80	1949...	22	...	3
81	subunits reporting 1954...	21
82	1949...	24	...	3
83	acres 1954...	65
84	1949...	83	...	3
85	pounds 1954...	44,007
86	1949...	80,966	...	2,452
87	Horses and/or mules....multiple units reporting 1954...	11,306	161	12	52	161	35	93	103
88	1950...	12,967	76	27	114	155	30	113	103
89	number 1954...	36,407	473	31	206	435	62	227	315
90	1950...	53,296	343	80	434	582	84	316	380
91	Farms not in multiple units.....number 1954...	117,870	1,888	982	1,366	2,714	2,333	959	1,032
92	1950...	137,970	2,129	1,416	1,412	3,070	2,825	1,058	1,323
93	Land in farms not in multiple units.....acres 1954...	10,318,410	225,969	123,211	140,163	246,822	80,552	102,018	109,399
94	1950...	11,108,791	250,379	151,177	140,859	265,994	98,500	112,054	127,972

NA Not available. Z Reported in small fractions.

CENSUSES OF 1954 AND 1950

Claiborne	Cooke	Coffee	Crockett	Davidson	Decatur	Dickson	Dyer	Fayette	Franklin	Gibson	Giles	Greninger
2,622	2,451	1,698	2,607	2,374	1,046	1,898	2,653	4,188	2,262	4,880	3,301	2,249
3,271	2,575	2,082	2,996	3,116	1,322	2,236	3,207	5,015	2,367	5,659	4,011	2,301
146,718	170,305	184,060	164,987	194,791	151,411	223,452	271,003	387,214	212,419	335,781	341,911	146,356
178,917	177,886	201,668	168,637	228,644	165,205	241,544	269,823	393,483	221,793	346,028	363,276	150,536
36,962	35,109	62,979	79,571	37,315	30,173	38,389	140,180	117,342	74,263	161,568	84,736	29,768
49,814	42,557	66,631	89,999	52,893	33,302	48,472	144,125	133,017	82,563	169,985	101,669	35,594
1,786	1,501	1,325	1,701	482	754	1,255	1,617	3,307	1,545	3,391	1,922	1,342
2,553	1,780	1,660	2,005	1,111	976	1,692	2,129	4,085	1,850	4,213	2,732	1,634
9,033	11,212	26,013	19,116	6,140	17,280	17,883	31,090	40,837	24,855	53,595	31,766	7,735
15,645	15,675	28,441	23,053	14,580	16,176	23,599	40,471	39,757	29,279	56,029	48,734	11,112
303,007	325,513	697,466	259,545	103,746	332,310	346,062	565,333	495,609	657,453	820,633	453,127	202,769
587,822	472,853	894,721	523,515	401,697	316,030	689,955	924,038	737,533	1,052,066	1,426,991	1,352,781	355,708
...	...	394	2,288	...	574	1	2,258	3,774	961	3,980	1,449	...
...	...	398	2,635	4	922	...	2,702	4,517	1,084	4,563	1,764	...
...	...	1,541	36,274	...	3,975	1	36,142	47,190	6,020	49,926	9,323	...
...	...	1,897	46,153	19	8,531	...	56,852	64,683	8,782	61,456	15,456	...
...	...	1,156	29,132	...	2,316	1	32,780	39,818	4,425	38,654	4,551	...
...	...	1,298	40,859	8	2,754	...	46,948	32,662	6,541	55,160	9,001	...
(NA)	(NA)	(NA)	(NA)	(NA)	(NA)	(NA)	(NA)	(NA)	(NA)	(NA)	(NA)	(NA)
(NA)	(NA)	(NA)	(NA)	(NA)	(NA)	(NA)	(NA)	(NA)	(NA)	(NA)	(NA)	(NA)
2,523	2,156	55	...	730	...	2,260	221	...	609	2,086
3,147	2,256	68	...	774	...	2,429	212	1	587	2,169
4,441,920	3,435,227	79,966	...	799,380	...	2,666,261	324,130	...	686,589	3,095,858
4,676,139	2,637,987	82,375	...	970,829	...	2,973,440	235,559	300	683,313	2,719,563
...	...	1	6	1	20	10	1	5	3	10	4	...
...	2	11	2	5	76	44	1	39	2	16	26	...
...	...	1	5	(2)	48	11	1	18	4	21	1	...
...	(2)	4	1	1	314	20	(2)	29	1	11	12	...
...	...	600	1,750	450	40,755	5,976	350	3,575	600	5,700	930	...
...	45	1,744	99	440	205,123	18,471	50	29,991	280	5,238	4,387	...
1,552	1,259	956	1,024	1,147	601	994	850	2,454	1,096	1,922	1,890	1,308
2,194	1,632	1,443	1,831	1,906	918	1,506	1,706	3,554	1,557	3,450	2,765	1,505
2,699	2,351	2,001	2,311	2,756	1,158	1,863	1,892	7,809	2,255	3,817	4,279	2,293
4,481	3,577	3,982	5,293	5,264	2,098	3,425	4,653	13,298	4,172	8,557	7,967	3,142
250	211	77	348	45	40	85	373	530	184	348	297	193
245	248	110	385	63	60	126	368	603	160	561	477	244
583	492	165	968	107	85	203	1,048	1,942	413	929	657	433
542	571	249	1,008	136	131	306	1,096	2,204	360	1,444	1,069	531
238	207	75	328	45	39	83	347	488	181	329	284	184
242	242	108	371	61	60	125	343	542	158	544	465	241
345	285	90	640	62	46	120	701	1,454	232	600	373	249
300	329	141	637	75	71	181	753	1,662	202	900	604	290
33,283	43,375	20,320	59,393	6,462	12,799	28,909	89,447	179,608	34,204	59,609	62,490	29,307
31,395	48,966	25,109	59,068	9,509	17,917	34,383	94,239	190,900	34,047	80,019	86,958	30,643
1,253	5,499	2,222	17,626	1,480	1,536	1,480	49,020	74,036	8,097	22,041	13,981	3,593
741	2,269	2,211	17,010	1,326	2,748	2,302	40,919	52,874	3,904	21,593	20,846	4,207
33,308	45,618	21,969	66,930	7,670	13,803	28,968	117,277	224,856	41,324	72,452	72,384	32,141
32,061	47,429	26,488	60,611	10,560	19,936	35,585	113,997	202,192	36,589	91,056	100,308	34,352
29,096	40,122	18,042	51,962	6,169	12,476	26,001	98,229	193,644	33,832	56,406	59,814	28,782
28,591	40,548	21,291	44,736	8,441	18,238	32,008	94,658	157,454	29,717	70,038	79,565	29,570
4,212	5,496	3,927	14,968	1,501	1,327	2,967	19,048	31,212	16,046	12,570	3,359	51
3,470	6,881	5,197	15,875	2,119	1,698	3,577	19,339	44,738	6,872	21,018	20,743	4,682
9,581	7,661	8,236	32,387	1,867	2,937	5,756	58,726	63,723	16,962	37,593	21,874	6,775
8,128	10,792	9,891	31,885	3,525	4,711	7,916	52,999	60,881	15,120	47,596	31,736	8,962
231	186	72	303	24	39	76	316	502	174	317	272	175
231	222	101	329	52	57	120	332	586	150	516	443	222
368	287	129	547	29	63	135	571	1,446	276	590	422	256
347	340	184	617	77	95	219	626	1,688	253	958	723	324
1,994	2,727	3,148	6,459	416	1,564	2,364	11,729	21,334	5,203	9,853	7,610	1,782
2,512	3,600	3,482	7,750	1,418	2,331	4,131	13,382	17,475	4,785	12,820	14,800	2,713
66,736	85,956	94,692	83,820	5,940	29,570	53,131	216,516	267,495	155,034	159,897	108,940	50,825
96,465	113,909	141,644	178,021	37,627	42,691	134,735	316,825	351,702	205,294	351,435	411,933	97,310
...	...	34	347	241	...
...	...	41	374	...	56	322	...
...	...	48	861	...	49	352	...
...	...	55	830	...	92	481	...
...	...	280	14,032	...	368	...	14,979	22,809	1,879	10,398	2,677	...
...	...	276	14,473	...	1,015	...	18,722	28,135	1,720	17,582	4,369	...
...	...	248	11,513	...	214	...	14,074	20,512	1,481	8,388	1,386	...
...	...	223	13,470	...	368	...	16,300	15,493	1,413	16,096	2,819	...
246	201	8	...	28	...	75	50	...	87	187
240	222	6	...	42	...	115	29	...	114	234
422	341	10	...	50	...	135	72	...	106	292
352	332	10	...	59	...	187	29	...	140	320
496	458	8	...	150	...	490	47	...	105	392
495	465	6	...	149	...	700	31	...	167	445
868,320	711,539	12,800	...	151,700	...	614,603	69,604	...	123,831	626,000
760,065	581,059	15,981	...	207,054	...	895,840	36,247	2,100	185,456	628,309
...	3	2
...	2	2
...	3
...	2	4
...	12	16
...	15	14
...	12,800	1,900
...	6,600	24,300
204	180	56	224	36	31	71	195	429	134	256	267	167
220	212	94	318	51	50	111	275	511	117	467	433	203
535	442	164	613	175	70	199	551	2,467	360	659	798	359
556	630	367	1,202	167	150	412	1,054	3,877	465	1,681	1,577	507
2,039	1,959	1,533	1,639	2,267	961	1,695	1,605	2,246	1,849	3,951	2,644	1,816
2,729	2,004	1,833	1,988	2,980	1,191	1,930	2,111	2,811	2,007	4,215	2,942	1,770
113,410	124,687	162,091	98,057	187,121	137,608	194,484	153,726	162,358	171,095	263,329	269,527	114,215
146,856	130,457	175,180	108,026	218,084	145,269	205,959	155,826	191,291	185,204	254,972	262,968	116,184

MULTIPLE-UNIT OPERATIONS

County Table I.—MULTIPLE-UNIT OPERATIONS:

Item (For definitions and explanations, see text)		Greene	Hamblen	Hancock	Hardeman	Hardin	Hawkins	Haywood	Henderson	Henry
1	All farms.....number	1954... 5,955	1,558	1,748	2,710	2,008	3,646	4,294	2,423	2,503
2		1950... 5,978	1,698	1,820	3,091	2,303	4,028	4,742	2,676	2,852
3	Land in farms.....acres	1954... 332,989	91,890	119,722	318,263	236,677	240,425	294,411	253,942	274,969
4		1950... 338,353	95,998	121,639	338,677	248,258	297,740	289,787	261,752	291,080
5	Cropland harvested.....acres	1954... 105,122	30,519	18,783	72,074	61,199	54,450	118,683	64,007	76,037
6		1949... 118,036	34,778	22,321	84,170	67,791	61,284	127,532	69,141	81,270
7	Corn harvested for grain.....farms reporting	1954... 3,460	824	1,255	2,072	1,301	2,298	3,099	1,816	1,760
8		1949... 3,975	1,015	1,437	2,505	1,629	2,737	3,584	1,988	2,163
9		acres 1954... 23,295	6,509	6,522	30,305	34,364	14,362	35,748	31,888	36,456
10		1949... 31,552	9,422	9,012	30,254	32,470	17,979	37,861	24,441	35,870
11		bushels 1954... 712,830	187,438	228,272	379,192	609,542	501,827	392,706	710,015	664,003
12		1949... 1,044,337	334,725	310,163	582,804	720,168	600,271	798,818	461,483	952,539
13	Cotton harvested.....farms reporting	1954...	2,177	1,154	..	3,862	1,769	1,286
14		1949...	2,609	1,680	..	4,227	2,209	1,377
15		acres 1954...	23,774	10,583	..	48,373	19,727	5,252
16		1949...	34,472	17,771	..	58,236	31,089	8,523
17		bales 1954...	18,546	7,429	..	36,375	15,510	3,539
18		1949...	18,848	7,954	..	44,150	15,354	6,329
19	Tobacco harvested.....farms reporting	1954... (NA)	(NA)	(NA)	(NA)	(NA)	(NA)	(NA)	(NA)	(NA)
20		1949... (NA)	(NA)	(NA)	(NA)	(NA)	(NA)	(NA)	(NA)	(NA)
21		acres 1954... 6,849	1,414	1,674	..	1	2,990	..	(Z)	1,529
22		1949... 7,286	1,466	1,707	..	2	2,952	1,764
23		pounds 1954... 9,922,563	2,022,229	2,716,246	..	1,300	4,385,583	..	100	1,676,449
24		1949... 8,207,476	1,899,022	2,202,618	..	1,950	3,330,399	1,856,646
25	Peanuts harvested for picking or threshing.....farms reporting	1954... ..	1	..	14	44	..	5	5	9
26		1949...	2	29	19	..	14	21	16
27		acres 1954... ..	(Z)	..	13	19	..	2	8	1
28		1949...	(Z)	9	15	..	8	17	6
29		pounds 1954... ..	2	..	9,305	26,645	..	880	1,960	1,371
30		1949...	148	8,590	8,228	..	1,723	4,470	6,010
31	Horses and/or mules.....farms reporting	1954... 2,760	709	1,032	1,448	817	1,843	2,202	1,109	1,249
32		1950... 3,440	975	1,176	2,155	1,430	2,337	3,099	1,832	1,998
33		number 1954... 5,175	1,280	1,786	3,909	1,598	3,324	6,783	2,267	2,425
34		1950... 8,065	2,125	2,344	7,004	3,088	5,129	11,255	4,283	4,839
35	Multiple-unit operations.....number	1954... 1,013	167	234	381	94	464	585	212	144
36		1950... 796	158	183	359	76	394	654	157	162
37	Subunits in multiple-unit operations.....number	1954... 2,417	384	542	1,131	213	1,079	1,944	488	319
38		1950... 1,856	339	429	1,072	171	927	2,122	352	355
39	Home farms.....number	1954... 1,006	165	232	365	90	464	542	209	140
40		1950... 767	157	182	329	76	386	611	152	157
41	Cropper farms.....number	1954... 1,411	219	310	766	123	615	1,402	279	179
42		1950... 1,089	182	247	743	95	541	1,511	200	198
43	Land owned by landlord.....acres	1954... 122,784	23,836	38,517	117,228	33,907	72,213	120,517	48,900	31,020
44		1950... 107,897	22,534	32,143	124,797	26,188	65,744	142,891	37,089	36,394
45	Land rented from others by landlord.....acres	1954... 10,950	3,657	987	29,425	3,731	3,865	44,474	5,538	3,871
46		1950... 7,284	2,497	786	19,785	4,394	2,093	51,419	1,679	2,776
47	Land in multiple-unit operations.....acres	1954... 128,321	27,128	38,967	135,890	34,749	75,457	145,827	51,359	33,445
48		1950... 107,677	23,817	32,353	120,711	25,759	66,862	152,620	34,886	37,395
49	Home farms.....acres	1954... 109,432	22,887	36,809	115,125	27,917	68,270	117,718	41,836	28,166
50		1950... 86,352	19,818	29,336	97,515	22,503	57,215	118,985	28,119	31,263
51	Cropper farms.....acres	1954... 18,889	4,241	2,158	20,765	6,832	7,187	28,109	9,523	5,279
52		1950... 21,325	3,999	3,017	23,196	3,256	9,647	33,635	6,767	6,132
53	Cropland harvested.....acres	1954... 41,593	9,120	6,478	33,470	8,195	19,364	59,124	13,299	12,257
54		1949... 38,454	9,089	6,218	31,987	6,636	19,927	57,518	9,891	11,957
55	Corn harvested for grain.....multiple units reporting	1954... 795	135	210	362	86	413	533	202	134
56		1949... 716	141	172	353	69	365	604	148	151
57		subunits reporting 1954... 1,156	189	323	852	165	624	1,304	368	216
58		1949... 1,031	200	298	897	120	559	1,488	252	264
59		acres 1954... 9,445	2,128	1,987	13,665	4,407	4,972	16,614	6,360	4,975
60		1949... 9,829	2,397	2,226	11,486	2,579	5,313	15,909	3,432	5,263
61		bushels 1954... 288,611	65,035	77,600	155,793	78,677	198,191	196,160	139,636	92,570
62		1949... 346,103	90,268	94,350	259,235	60,143	201,333	337,488	72,568	165,506
63	Cotton harvested.....multiple units reporting	1954...	368	85	..	578	209	113
64		1949...	353	71	..	648	148	113
65		subunits reporting 1954...	950	153	..	1,715	379	163
66		1949...	916	124	..	1,857	285	161
67		acres 1954...	10,917	1,662	..	21,420	4,489	768
68		1949...	12,562	1,417	..	24,875	4,721	1,189
69		bales 1954...	8,696	1,251	..	16,330	3,657	587
70		1949...	8,051	730	..	19,808	2,737	1,092
71	Tobacco harvested.....multiple units reporting	1954... 999	162	230	453	73
72		1949... 763	150	175	374	80
73		subunits reporting 1954... 1,654	249	368	692	104
74		1949... 1,223	207	290	561	239
75		acres 1954... 2,395	352	435	865	236
76		1949... 2,163	301	348	718	269,050
77		pounds 1954... 3,391,388	528,600	729,210	1,310,244	305,697
78		1949... 2,599,762	409,430	525,030	937,267
79	Peanuts harvested for picking or threshing.....multiple units reporting	1954...	1	2	1	..
80		1949...	2	1	..
81		subunits reporting 1954...	2	3	1	..
82		1949...	2	1	..
83		acres 1954...	2	3	3	..
84		1949...	1	1	..
85		pounds 1954...	1,550	1,140	3,600	..
86		1949...	390	400	..
87	Horses and/or mules.....multiple units reporting	1954... 628	112	200	323	59	369	449	132	112
88		1950... 681	137	159	331	67	346	581	132	142
89		number 1954... 1,485	275	457	1,389	154	844	2,296	339	236
90		1950... 2,121	390	426	1,765	204	1,056	3,348	442	436
91	Farms not in multiple units.....number	1954... 3,538	1,174	1,206	1,579	1,795	2,567	2,350	1,935	2,184
92		1950... 4,122	1,359	1,391	2,019	2,132	3,101	2,620	2,324	2,497
93	Land in farms not in multiple units.....acres	1954... 204,668	64,762	80,755	182,373	201,928	164,968	148,584	202,583	241,524
94		1950... 230,676	72,181	89,286	217,966	222,499	190,878	137,167	226,866	253,685

NA Not available. Z Reported in small fractions.

CENSUSES OF 1954 AND 1950-Continued

Hickman	Houston	Humphreys	Jefferson	Johnson	Lake	Lauderdale	Lawrence	Lewis	Lincoln	McNairy	Macon	Madison	
1,407	622	1,040	2,084	1,807	760	3,368	3,200	529	3,407	2,599	2,409	3,594	1
1,640	614	1,292	2,266	1,791	938	4,074	3,875	585	3,704	3,065	2,629	4,164	2
215,377	82,564	184,178	156,124	108,806	83,726	231,432	301,083	79,500	340,655	270,415	179,648	291,581	3
225,192	77,509	196,531	161,544	109,947	86,867	239,557	329,619	64,332	346,060	269,712	183,296	301,498	4
38,124	12,498	32,818	46,949	20,181	69,163	105,773	94,696	9,217	96,930	65,532	45,516	98,710	5
44,198	14,042	33,415	52,295	21,549	67,517	122,313	112,697	11,506	108,849	78,271	50,950	110,753	6
941	400	709	1,112	1,178	235	2,419	2,384	319	2,056	1,988	1,737	2,541	7
1,239	487	935	1,471	1,324	310	3,094	3,030	410	2,695	2,427	2,043	2,920	8
21,202	6,418	19,091	8,603	3,993	5,047	35,667	37,033	5,016	32,909	34,153	21,682	36,181	9
24,751	7,510	19,220	13,693	5,306	6,128	41,644	43,527	5,639	45,183	32,090	25,758	30,393	10
411,714	107,724	378,292	226,902	198,480	125,199	602,247	515,688	88,405	560,310	782,490	518,760	497,933	11
733,082	199,786	575,171	481,876	225,857	181,445	1,163,359	890,284	162,536	1,195,922	630,194	702,145	665,087	12
6	...	4	687	3,032	2,276	88	1,621	2,036	...	2,816	13
11	809	3,593	2,839	91	1,721	2,588	...	3,404	14
10	...	15	25,242	40,214	22,549	341	14,571	21,348	...	34,647	15
40	36,209	48,842	35,109	772	19,744	34,674	...	49,459	16
5	...	6	30,542	34,200	12,680	163	8,805	19,627	...	24,851	17
26	32,645	45,217	17,033	241	12,659	16,564	...	34,932	18
(NA)	(NA)	(NA)	(NA)	(NA)	(NA)	(NA)	(NA)	(NA)	(NA)	(NA)	(NA)	(NA)	19
268	444	37	1,803	1,344	275	75	950	1	2,777	...	21
237	453	48	1,913	1,182	289	65	928	...	3,072	...	22
278,035	467,554	42,220	2,771,642	2,419,846	288,839	82,145	1,086,615	200	4,471,875	...	23
255,321	508,268	54,172	2,448,649	1,688,689	307,031	77,943	1,015,109	...	3,304,799	...	24
10	...	38	1	2	47	34	7	27	25
65	5	152	5	4	111	87	2	55	26
11	...	138	(Z)	(Z)	36	47	6	24	27
91	1	832	(Z)	2	69	127	1	15	28
3,226	...	114,879	6	116	25,604	45,410	2,903	8,831	...	2,744	29
64,515	1,950	656,379	1,280	1,515	50,737	97,823	685	12,041	...	4,343	30
802	296	562	1,123	847	100	1,357	1,600	262	1,726	1,202	1,479	1,699	31
1,105	436	897	1,368	1,004	336	2,099	2,568	362	2,397	2,206	1,807	2,510	32
1,554	594	1,054	2,014	1,307	280	3,987	2,949	447	4,453	2,423	2,780	4,409	33
2,668	1,017	1,966	3,216	1,695	1,334	7,420	5,428	740	7,694	5,022	4,047	8,148	34
20	35	6	73	58	139	572	138	11	500	132	230	500	35
29	4	16	196	71	170	511	190	6	464	66	216	508	36
40	76	12	166	132	566	2,115	343	22	1,174	319	523	1,486	37
58	9	38	422	155	682	1,872	435	12	1,142	155	479	1,459	38
20	35	6	70	58	137	536	134	10	488	129	227	490	39
29	4	15	193	70	146	487	185	6	450	64	212	490	40
41	6	96	74	429	1,379	209	12	686	190	296	996	41	41
29	5	23	229	85	536	1,385	250	6	692	91	267	969	42
4,359	11,283	2,599	12,270	8,471	26,939	103,695	32,423	4,973	111,757	35,526	38,079	111,807	43
6,331	1,149	9,598	32,583	16,954	28,150	89,155	42,679	932	107,015	19,225	36,879	109,208	44
790	309	...	435	112	29,503	59,205	7,572	47	17,658	4,398	1,961	25,331	45
294	...	780	4,612	1,277	28,395	55,608	8,267	...	18,687	327	1,336	17,023	46
4,520	11,246	2,439	12,406	8,550	49,302	149,582	36,617	5,015	120,184	36,364	38,373	128,289	47
6,868	1,148	9,988	35,447	17,872	49,030	131,542	44,893	932	115,796	16,695	34,787	109,905	48
4,060	10,626	1,932	10,487	8,107	40,780	121,226	31,381	3,856	98,925	30,477	32,001	102,264	49
5,812	1,045	5,389	29,374	16,978	38,495	104,832	36,472	619	92,261	13,431	27,487	86,036	50
460	620	507	1,919	443	8,522	28,356	5,236	1,159	21,259	5,887	6,372	25,025	51
1,056	103	4,999	6,073	894	10,535	26,710	8,421	313	23,595	3,264	7,300	23,869	52
988	2,160	169	3,701	1,527	41,501	69,827	12,088	607	37,967	9,229	9,542	45,831	53
1,852	297	1,392	12,168	2,330	40,258	60,556	13,164	203	39,296	4,632	9,145	41,593	54
16	33	5	58	45	92	538	134	11	432	125	214	466	55
25	4	...	173	65	110	480	182	5	442	63	192	470	56
21	51	7	81	69	130	1,523	266	17	721	237	356	1,055	57
36	8	25	230	101	185	1,351	314	6	807	112	317	959	58
362	930	127	868	285	2,829	22,991	4,674	292	12,122	4,157	4,348	15,078	59
966	177	738	2,940	504	3,426	19,901	5,073	94	15,884	1,739	10,828	10,828	60
6,100	18,375	2,640	25,287	14,936	73,750	422,960	71,264	4,863	225,857	98,914	101,925	214,218	61
30,080	5,278	20,952	122,711	24,874	99,160	577,666	105,713	1,825	462,804	33,846	116,539	232,224	62
...	139	5	341	130	...	493	63
...	166	508	174	1	271	64	...	495	64
...	520	1,902	271	8	564	259	...	1,204	65
...	553	1,623	303	1	481	128	...	1,166	66
...	14,968	25,198	2,860	41	5,060	2,854	...	15,597	67
...	20,869	21,650	4,252	10	5,487	2,011	...	17,209	68
...	18,254	22,057	1,683	16	3,082	2,649	...	11,734	69
...	18,535	20,602	2,080	6	3,687	1,075	...	13,396	70
10	26	1	70	52	23	5	289	...	228	...	71
10	2	...	190	64	29	2	258	...	303	...	72
10	34	1	105	75	30	6	397	...	387	...	73
11	3	...	259	99	39	2	366	...	328	...	74
8	75	(Z)	133	76	19	7	370	...	590	...	75
11	4	...	377	107	48	2	353	...	540	...	76
7,960	85,134	400	222,734	129,200	20,575	11,500	415,842	...	917,088	...	77
9,331	3,706	...	545,932	120,789	57,309	1,700	499,257	...	618,176	...	78
...	2	...	1	79
...	...	3	3	1	80
...	2	...	1	81
...	...	3	3	1	82
...	2	...	1	2	83
...	...	29	5	2	84
...	1,123	...	800	640	85
...	...	23,234	5,250	...	1,400	86
10	23	2	50	29	41	456	106	7	410	95	202	407	87
23	4	12	175	55	108	462	168	1	403	60	181	457	88
22	57	3	132	48	139	2,101	332	20	1,567	265	521	1,756	89
74	10	36	515	126	561	2,672	609	4	2,110	213	561	2,260	90
1,367	546	1,028	1,918	1,675	194	1,253	2,857	507	2,233	2,280	1,886	2,108	91
1,582	605	1,844	1,636	1,636	256	2,202	3,440	573	2,562	2,910	2,150	2,705	92
210,857	71,318	181,739	143,718	100,256	34,424	81,850	264,466	74,485	220,471	234,051	143,275	163,292	93
218,324	76,361	186,543	126,097	92,075	37,657	108,015	284,726	63,400	230,264	253,017	148,509	191,593	94

MULTIPLE-UNIT OPERATIONS

County Table 1.—MULTIPLE-UNIT OPERATIONS.

Item (For definitions and explanations, see text)		Marshall	Maury	Montgomery	Moore	Obion	Perry	Robertson	Rutherford	Sevier
1	All farms.....number 1954...	1,887	3,010	2,475	764	2,488	715	3,002	3,441	2,577
2	1950...	2,088	3,049	2,712	798	2,806	894	3,205	3,672	3,148
3	Land in farms.....acres 1954...	217,337	346,560	260,669	70,329	296,623	158,527	280,271	340,558	178,777
4	1950...	224,247	340,521	266,586	72,084	305,942	167,589	289,977	356,492	205,290
5	Cropland harvested.....acres 1954...	52,714	91,292	66,351	13,698	139,433	19,891	107,595	95,874	39,267
6	1949...	60,399	98,813	76,053	16,059	134,402	21,985	119,188	110,728	50,448
7	Corn harvested for grain.....farms reporting 1954...	868	1,472	1,735	414	1,638	458	2,199	1,361	1,556
8	1949...	1,344	1,885	2,086	540	2,001	590	2,517	2,292	2,123
9	acres 1954...	14,791	25,279	31,180	6,247	50,760	12,675	36,872	23,476	11,939
10	1949...	24,404	33,215	37,233	8,502	54,404	13,849	42,001	38,399	17,092
11	bushels 1954...	189,411	335,986	698,230	156,396	1,187,334	307,030	851,373	369,713	317,536
12	1949...	787,110	983,559	1,099,144	272,323	1,697,142	377,015	1,552,228	1,233,746	560,823
13	Cotton harvested.....farms reporting 1954...	122	58	...	22	1,368	31	1	1,089	...
14	1949...	95	40	1	26	1,261	70	1	1,017	...
15	acres 1954...	377	152	...	78	12,990	164	2	5,254	...
16	1949...	440	172	11	173	16,439	397	9	6,424	...
17	bales 1954...	207	77	...	52	13,078	111	1	2,818	...
18	1949...	309	88	10	84	14,601	164	6	4,962	...
19	Tobacco harvested.....farms reporting 1954...	(NA)	(NA)	(NA)	(NA)	(NA)	(NA)	(NA)	(NA)	(NA)
20	1949...	(NA)	(NA)	(NA)	(NA)	(NA)	(NA)	(NA)	(NA)	(NA)
21	acres 1954...	739	3,238	6,575	480	113	(2)	10,397	247	1,793
22	1949...	699	3,607	7,495	555	148	(2)	11,760	302	1,922
23	pounds 1954...	747,140	3,156,777	7,822,961	689,682	144,066	70	13,963,641	248,919	2,754,844
24	1949...	881,398	4,104,677	9,078,169	656,893	174,111	250	16,666,458	339,798	2,148,304
25	Peanuts harvested for picking or threshing.....farms reporting 1954...	...	2	27
26	1949...	...	6	7	...	6	111	7	5	6
27	acres 1954...	...	1	2	137
28	1949...	...	1	1	...	1	636	(2)	6	1
29	pounds 1954...	...	510	575	89,170
30	1949...	...	318	1,960	...	2,115	553,087	1,055	2,770	1,106
31	Horses and/or mules.....farms reporting 1954...	1,098	1,748	1,173	442	992	348	1,344	1,578	1,423
32	1950...	1,447	2,231	1,585	569	1,819	538	1,937	2,265	1,947
33	number 1954...	2,543	4,345	2,402	1,088	2,067	674	2,715	3,746	2,467
34	1950...	4,453	7,339	4,076	1,773	4,695	1,204	5,001	7,196	3,672
35	Multiple-unit operations.....number 1954...	102	290	376	84	214	24	479	352	157
36	1950...	163	221	386	110	179	26	486	377	234
37	Subunits in multiple-unit operations.....number 1954...	221	653	913	196	507	50	1,201	851	351
38	1950...	362	509	925	248	475	60	1,207	907	510
39	Home farms.....number 1954...	99	289	358	80	206	24	455	346	156
40	1950...	160	221	379	107	171	26	474	371	229
41	Cropper farms.....number 1954...	122	364	555	116	301	26	746	505	195
42	1950...	202	288	546	141	304	34	733	536	281
43	Land owned by landlord.....acres 1954...	26,649	66,296	87,354	19,537	48,950	18,128	105,630	79,728	24,245
44	1950...	38,488	48,253	95,258	21,101	41,470	15,781	101,515	88,984	34,303
45	Land rented from others by landlord.....acres 1954...	4,669	16,717	11,198	2,063	22,432	2,415	11,261	19,921	2,853
46	1950...	5,407	12,255	9,337	2,872	14,786	680	19,253	14,840	5,132
47	Land in multiple-unit operations.....acres 1954...	27,789	78,680	97,095	20,788	66,958	19,521	110,643	95,185	25,772
48	1950...	41,383	55,938	98,392	23,349	48,511	16,342	115,112	98,581	37,924
49	Home farms.....acres 1954...	22,827	69,889	87,234	15,396	59,241	18,346	88,540	79,734	22,281
50	1950...	32,600	47,993	85,249	19,505	39,177	15,371	92,329	81,759	29,789
51	Cropper farms.....acres 1954...	4,962	8,791	9,861	5,392	7,717	1,175	22,103	15,451	3,491
52	1950...	8,783	7,945	13,143	3,844	9,334	971	22,783	16,822	8,135
53	Cropland harvested.....acres 1954...	8,766	24,282	28,522	4,851	32,390	1,709	43,792	35,199	6,728
54	1949...	11,768	16,475	33,867	5,072	19,691	1,903	47,568	38,417	12,077
55	Corn harvested for grain.....multiple units reporting 1954...	88	210	354	72	193	23	457	287	131
56	1949...	138	187	371	98	155	25	168	357	204
57	subunits reporting 1954...	120	300	656	109	291	33	850	482	184
58	1949...	219	295	730	135	246	44	823	622	296
59	acres 1954...	2,817	5,977	12,675	2,195	9,719	967	13,848	9,666	2,007
60	1949...	4,624	5,341	14,779	2,658	6,935	1,241	15,810	12,262	3,538
61	bushels 1954...	38,648	86,087	303,954	55,409	211,639	27,520	340,634	122,584	54,656
62	1949...	157,439	171,480	473,042	93,876	207,860	36,496	610,376	412,458	129,894
63	Cotton harvested.....multiple units reporting 1954...	8	11	...	9	192	2	...	260	...
64	1949...	12	1	...	2	130	4	...	209	...
65	subunits reporting 1954...	9	14	...	9	340	3	...	408	...
66	1949...	14	1	...	2	226	9	...	331	...
67	acres 1954...	90	29	...	27	3,802	9	...	2,332	...
68	1949...	70	5	...	25	3,769	58	...	2,464	...
69	bales 1954...	47	11	...	23	3,869	6	...	1,267	...
70	1949...	54	1	...	17	3,513	28	...	2,123	...
71	Tobacco harvested.....multiple units reporting 1954...	85	278	371	79	5	...	477	54	153
72	1949...	105	207	382	97	9	...	474	39	205
73	subunits reporting 1954...	110	411	713	120	9	...	1,011	73	230
74	1949...	133	335	706	150	13	...	849	58	288
75	acres 1954...	101	852	2,792	142	18	...	4,186	74	225
76	1949...	137	712	2,985	162	46	...	4,424	58	298
77	pounds 1954...	107,460	874,132	3,417,808	193,204	22,200	...	5,841,314	74,232	344,318
78	1949...	159,372	805,670	3,828,052	204,591	44,737	...	6,515,636	69,300	365,037
79	Peanuts harvested for picking or threshing.....multiple units reporting 1954...	...	1	1	2
80	1949...	2
81	subunits reporting 1954...	...	1	2
82	1949...	2
83	acres 1954...	...	2	9
84	1949...	6
85	pounds 1954...	...	1,500	1,650	8,480
86	1949...	6,500
87	Horses and/or mules.....multiple units reporting 1954...	90	256	318	76	123	17	355	253	135
88	1950...	138	186	339	97	132	20	420	329	196
89	number 1954...	255	910	819	259	398	37	903	975	334
90	1950...	659	820	1,160	450	462	65	1,481	1,646	547
91	Farms not in multiple units.....number 1954...	1,666	2,357	1,562	568	1,981	665	1,801	2,590	2,226
92	1950...	1,726	2,540	1,787	550	2,331	834	1,998	2,765	2,638
93	Land in farms not in multiple units.....acres 1954...	189,548	267,880	163,374	49,541	229,665	139,006	169,628	245,373	153,005
94	1950...	182,864	284,583	168,194	48,735	257,431	151,247	174,865	257,911	167,366

NA Not available. Z Reported in small fractions.

CENSUSES OF 1954 AND 1950—Continued

Shelby	Smith	Stewart	Sullivan	Sumner	Tipton	Trousdale	Unicoi	Washington	Wayne	Weakley	Williamson	Wilson		
5,145	2,505	1,134	3,499	3,522	3,906	847	954	3,541	1,447	3,402	2,669	2,990	1	
6,037	2,690	1,365	3,592	4,354	4,100	969	926	3,683	1,761	4,254	2,979	3,372	2	
312,606	204,241	154,053	171,247	283,556	257,969	68,703	39,263	160,725	237,015	312,088	310,875	307,360	3	
367,058	201,909	161,020	181,832	321,675	230,388	69,678	39,922	170,624	237,170	332,807	327,259	333,391	4	
120,442	42,722	27,283	44,698	81,558	118,910	17,914	6,109	55,114	33,284	121,797	74,768	67,863	5	
146,819	54,261	31,509	55,379	103,906	123,568	23,015	7,567	63,708	39,145	126,633	95,496	91,800	6	
2,932	1,275	765	1,864	1,995	2,561	502	542	1,911	1,063	2,508	967	959	7	
3,395	1,856	1,005	2,267	2,798	2,858	627	670	2,322	1,334	3,173	1,799	1,953	8	
31,136	18,025	18,526	9,572	26,520	34,800	8,303	1,432	10,477	19,624	58,747	15,481	15,667	9	
35,611	27,319	20,766	14,410	33,330	33,099	10,766	2,172	14,488	20,534	60,590	27,233	32,038	10	
418,097	391,104	340,798	307,664	509,803	570,537	160,233	52,907	337,152	350,374	917,076	230,823	192,132	11	
733,751	909,821	468,884	574,936	1,016,162	735,025	358,454	63,939	596,811	480,937	1,474,104	818,367	1,072,584	12	
3,541	3,432	504	1,899	37	...	13	
4,389	3,606	833	1,833	58	...	14	
46,962	53,353	3,093	11,213	89	...	15	
74,279	63,546	6,454	13,497	160	...	16	
40,773	45,752	1,733	7,249	48	...	17	
41,864	51,113	2,361	9,921	80	...	18	
(NA)	(NA)	(NA)	(NA)	(NA)	(NA)	(NA)	(NA)	(NA)	(NA)	(NA)	(NA)	(NA)	19	
(NA)	(NA)	(NA)	(NA)	(NA)	(NA)	(NA)	(NA)	(NA)	(NA)	(NA)	(NA)	(NA)	20	
...	2,876	1,911	1,805	4,754	...	1,491	524	2,955	...	923	2,543	1,522	21	
...	3,121	2,170	1,776	5,710	...	1,634	491	2,964	(2)	1,113	2,833	1,558	22	
...	3,474,587	2,252,223	2,683,702	5,870,285	...	1,816,642	920,310	4,105,303	...	1,058,623	2,438,835	1,530,765	23	
...	3,536,231	2,277,503	2,496,741	6,620,034	...	1,626,914	589,932	3,595,762	10	1,214,709	3,191,210	1,837,665	24	
21	1	2	22	11	25	
49	1	26	122	30	14	...	26	
13	(Z)	(Z)	28	10	...	(Z)	27	
19	(Z)	16	...	(Z)	87	13	5	...	28	
2,494	25	500	13,223	20,632	...	150	29	
12,034	40	8,185	...	15	2,412	82,153	4,294	3,999	...	30	
2,329	1,518	596	1,400	1,892	1,505	472	402	1,426	845	1,684	1,534	1,625	31	
3,606	1,847	901	1,892	2,827	2,335	563	477	1,878	1,241	2,943	2,043	2,234	32	
6,169	3,284	1,177	2,429	3,913	3,968	1,108	558	2,486	1,502	3,194	4,299	3,609	33	
11,242	4,884	2,162	4,018	6,913	7,346	1,586	737	4,125	2,516	6,821	7,168	6,217	34	
404	253	99	317	672	331	164	53	346	65	175	264	287	35	
481	210	116	185	406	574	179	35	288	55	177	290	312	36	
1,361	564	223	700	750	2,140	390	122	777	144	381	598	615	37	
1,554	491	266	398	898	1,708	429	71	627	125	393	675	674	38	
399	246	98	314	324	661	160	53	340	65	169	258	281	39	
446	206	113	184	401	531	179	33	285	55	171	287	310	40	
962	318	125	386	426	1,479	230	69	437	79	212	340	334	41	
1,108	285	153	214	497	1,177	250	38	342	70	222	388	364	42	
75,997	44,879	35,174	43,872	53,956	90,941	27,164	6,005	37,659	28,353	30,812	55,013	57,320	43	
82,018	41,874	36,284	27,004	65,876	76,359	29,762	3,197	35,247	24,436	30,066	57,296	63,003	44	
37,455	3,086	2,425	2,299	6,435	71,611	4,583	49	2,951	3,154	3,496	5,213	6,558	45	
41,512	4,957	4,074	2,576	8,626	44,011	4,551	20	2,298	3,848	6,263	18,583	8,110	46	
101,893	45,923	36,717	43,883	57,804	148,340	28,998	6,047	40,076	30,876	32,339	66,706	62,898	47	
103,013	41,383	39,547	28,704	70,856	104,645	32,040	3,212	37,455	27,025	33,522	71,157	67,575	48	
83,881	37,975	33,422	37,522	50,787	121,182	23,942	5,550	30,241	28,953	25,187	53,251	49	49	
78,289	33,093	35,045	23,837	60,446	81,471	26,479	2,531	31,176	25,380	24,205	60,565	55,319	50	
18,012	7,948	3,295	6,361	7,017	27,358	81,471	497	9,835	1,923	7,152	8,074	9,647	51	
24,724	8,290	4,502	4,867	10,410	23,174	5,561	681	6,279	1,645	9,317	10,592	12,256	52	
43,182	9,390	5,972	13,568	19,309	72,712	8,023	1,084	14,722	4,659	13,183	21,428	16,534	53	
45,852	11,949	6,907	8,545	24,461	57,408	11,005	825	14,618	3,993	12,720	24,864	19,858	54	
351	192	90	263	250	622	137	47	278	64	162	173	171	55	
415	190	114	160	314	511	163	32	241	51	158	219	265	56	
875	271	144	343	363	1,355	208	71	362	123	254	242	232	57	
950	320	205	229	440	1,074	271	49	332	89	263	343	383	58	
10,978	4,211	4,119	2,588	5,480	20,704	3,643	287	2,677	2,669	5,529	4,140	4,181	59	
10,985	6,380	4,377	2,286	6,601	14,162	4,823	179	2,844	1,902	5,378	6,166	7,467	60	
133,828	88,526	67,534	90,723	101,845	337,106	64,771	12,040	88,482	50,558	92,107	64,075	53,560	61	
227,502	211,317	98,931	99,515	220,381	332,973	172,335	6,728	130,064	57,728	146,776	200,079	258,532	62	
396	40	135	17	63	
461	36	122	16	64	
1,165	55	193	20	65	
1,281	69	263	383	58	
17,987	359	1,293	40	67	
22,621	555	1,914	66	68	
16,626	211	905	38	69	
15,148	253	1,549	39	70	
...	248	94	301	320	38	245	71	
...	195	113	165	385	44	257	72	
...	374	145	398	510	49	364	73	
...	324	197	230	567	65	401	74	
...	563	490	382	1,179	102	788	75	
...	544	612	257	1,268	158	870	76	
...	675,750	506,807	563,183	1,401,449	128,110	805,580	370,840	77
...	621,727	758,290	321,651	1,526,553	169,322	996,304	498,233	78
...	79
...	80
...	81
...	82
...	83
...	84
...	85
...	86
...	87
...	88
...	89
...	90
...	91
...	92
...	93
...	94
3,784	1,941	911	2,799	2,772	1,766	457	832	2,764	1,303	3,021	2,071	2,375	91	
4,483	2,199	1,099	3,194	2,392	3,456	540	855	3,056	1,636	3,861	2,304	2,698	92	
210,713	158,318	117,336	127,364	225,752	109,429	39,705	33,216	120,649	206,139	279,749	244,169	244,462	93	
264,045	160,526	121,473	153,128	250,819	125,743	37,638	36,710	133,169	210,145	299,285	256,102	265,816	94	

MULTIPLE-UNIT OPERATIONS

Economic Area Table I.—MULTIPLE-UNIT OPERATIONS.

Item (For definitions and explanations, see text)	Total	Total, selected areas ¹							
		Size of unit							
		Under 30 acres	30 to 49 acres	50 to 69 acres	70 to 99 acres	100 to 139 acres	140 to 179 acres	180 to 219 acres	220 to 259 acres
Multiple-unit operations.....number	1954... 15,004	575	872	1,163	1,695	2,357	1,959	1,399	1,004
	1950... 15,895	410	814	1,231	1,965	2,749	2,221	1,660	1,061
Subunits in multiple-unit operations.....total number	1954... 39,069	1,177	1,832	2,464	3,650	5,221	4,578	3,452	2,602
	1950... 40,773	843	1,686	2,578	4,168	6,047	5,112	4,043	2,736
Home farms.....number	1954... 14,541	512	791	1,113	1,643	2,304	1,922	1,377	991
	1950... 15,351	357	717	1,150	1,899	2,679	2,175	1,635	1,042
Cropper farms.....number	1954... 24,528	665	1,041	1,351	2,007	2,917	2,656	2,075	1,611
	1950... 25,422	486	969	1,428	2,269	3,368	2,937	2,408	1,694
Land in multiple-unit operations....total acres	1954... 3,480,926	10,268	34,539	68,635	142,505	276,896	309,330	277,408	238,794
	1950... 3,462,571	7,604	32,459	72,231	165,982	322,620	350,933	328,846	252,503
Home farms.....acres	1954... 2,924,593	6,886	24,041	51,560	110,989	221,253	250,158	229,978	199,874
	1950... 2,812,579	4,084	19,992	50,096	122,887	246,808	278,385	265,718	203,995
Cropper farms.....acres	1954... 556,333	3,382	10,498	17,075	31,516	55,643	59,172	47,430	38,920
	1950... 649,992	3,520	12,467	22,135	43,095	75,812	72,548	63,128	48,508
Cropland harvested.....total acres	1954... 1,197,080	4,639	16,362	29,219	59,484	109,883	117,411	102,269	88,800
	1949... 1,220,403	4,069	16,872	34,489	74,599	135,209	139,439	125,414	92,272
Corn harvested for grain.....multiple units reporting	1954... 13,079	308	640	943	1,461	2,077	1,781	1,266	919
	1949... 14,402	238	636	1,035	1,770	2,523	2,073	1,553	989
subunits reporting	1954... 23,943	371	848	1,297	2,096	3,181	2,943	2,204	1,818
	1949... 26,376	293	850	1,418	2,637	4,039	3,439	2,784	1,865
acres	1954... 362,817	1,516	5,140	9,817	20,121	36,322	39,481	33,161	27,737
	1949... 388,568	1,385	5,348	10,903	24,772	44,905	47,043	41,970	30,677
bushels	1954... 6,853,828	30,513	96,049	172,183	371,301	667,591	742,260	617,059	499,331
	1949... 11,408,264	40,498	141,697	297,988	696,569	1,271,727	1,372,836	1,256,438	941,263
Cotton harvested.....multiple units reporting	1954... 7,381	144	342	496	752	1,068	945	711	545
	1949... 7,293	90	352	547	861	1,251	977	737	492
subunits reporting	1954... 17,965	209	552	820	1,344	1,997	1,930	1,539	1,272
	1949... 17,488	134	599	970	1,607	2,407	1,973	1,658	1,159
acres	1954... 238,415	1,258	4,600	6,898	13,449	21,905	22,692	18,837	16,975
	1949... 268,989	963	5,617	10,063	19,522	32,097	27,948	24,726	18,097
bales	1954... 203,800	1,024	3,651	5,444	10,996	17,877	18,207	15,634	14,211
	1949... 208,935	742	4,573	8,037	15,056	24,839	21,344	18,889	14,050
Tobacco harvested.....multiple units reporting	1954... 7,336	364	480	624	899	1,233	991	696	465
	1949... 7,452	223	374	568	935	1,296	1,100	833	519
subunits reporting	1954... 11,652	443	605	796	1,216	1,785	1,534	1,141	802
	1949... 11,314	263	447	695	1,216	1,804	1,591	1,264	823
acres	1954... 22,169	433	697	1,023	1,664	2,905	2,798	2,277	1,707
	1949... 23,408	323	532	915	1,859	3,181	3,038	2,695	1,990
pounds	1954... 29,447,039	542,404	939,340	1,379,182	2,276,125	3,917,812	3,664,854	3,004,718	2,205,426
	1949... 30,280,504	354,648	628,547	1,056,821	2,331,773	4,167,325	3,909,119	3,531,969	2,614,775
Peanuts harvested for picking or threshing.....multiple units reporting	1954... 19	1	2	...	1	2	1	3	2
	1949... 23	1	5	1	1	...
subunits reporting	1954... 21	1	2	...	1	2	1	3	2
	1949... 25	1	5	1	1	...
acres	1954... 65	1	4	...	2	8	2	6	2
	1949... 85	2	7	12	2	...
pounds	1954... 44,007	240	2,423	...	640	7,600	1,500	5,000	2,650
	1949... 82,966	2,652	2,000	6,150	9,240	1,244	...
Horses and/or mules....multiple units reporting	1954... 11,306	222	510	773	1,205	1,773	1,570	1,132	805
	1950... 13,505	187	579	979	1,657	2,363	1,958	1,461	947
number	1954... 36,407	381	1,047	1,685	2,829	4,453	4,308	3,400	2,486
	1950... 54,956	369	1,386	2,647	4,790	7,663	6,973	5,686	4,097
Landlord-tenant operations containing multiple units:									
All subunits including home farm.....number	1954... 44,345	1,328	2,037	2,656	3,983	5,717	5,006	3,783	2,905
	1950... 48,781	1,046	1,943	2,924	4,663	6,784	5,963	4,594	3,241
Land in all subunits including home farm.....acres	1954... 3,736,066	17,187	43,622	74,933	154,896	297,349	325,019	291,703	253,254
	1950... 3,832,096	23,178	47,560	83,547	190,558	356,777	388,742	349,390	271,836
Owned by operator of multiple unit.....acres	1954... 2,995,437	15,998	40,175	68,572	136,284	258,806	271,012	240,631	199,412
	1950... 3,166,772	22,319	39,632	74,542	165,034	309,076	326,224	289,161	223,060
Rented by operator of multiple unit.....acres	1954... 740,629	1,189	3,447	6,361	18,612	38,543	54,007	51,072	53,842
	1950... 665,324	859	7,928	9,005	25,524	47,701	62,518	60,229	48,776
Subunits not included in multiple units.....operators reporting	1954... 2,862	95	143	144	257	359	303	227	196
	1950... 3,992	110	176	229	358	494	500	372	286
number	1954... 5,276	151	205	192	333	496	428	331	303
	1950... 8,008	203	257	346	495	737	851	551	505
Share tenants.....number	1954... 4,310	113	149	157	278	403	346	261	253
	1950... 4,665	108	115	182	252	348	489	312	239
Other tenants, not croppers nor share tenants.....number	1954... 966	38	56	35	55	93	82	70	50
	1950... 3,343	95	142	164	243	389	362	239	266
Land in subunits not included in multiple units.....acres	1954... 255,140	6,919	9,083	6,298	12,391	20,453	15,689	14,295	14,460
	1950... 369,525	15,574	15,101	11,316	24,576	34,157	37,809	20,544	19,333

² Reported in small fractions. ¹ Data for 1950 include reports for Clay, De Kalb, Jackson, Overton, Pickett, and Putnam Counties which were not included in the 1954 multiple-unit area. See text.

BY SIZE OF UNIT: CENSUSES OF 1954 AND 1950

Total, selected areas ¹ —Con.			Areas 1 and A												
Size of unit—Continued			Total	Size of unit											
260 to 499 acres	500 to 999 acres	1,000 acres and over		Under 30 acres	30 to 49 acres	50 to 69 acres	70 to 99 acres	100 to 139 acres	140 to 179 acres	180 to 219 acres	220 to 259 acres	260 to 499 acres	500 to 999 acres	1,000 acres and over	
2,672	1,011	297	5,066	122	280	379	553	732	600	446	361	952	460	181	
2,680	858	246	5,353	92	323	481	688	929	681	490	308	864	361	136	
7,827	4,176	2,090	16,137	252	592	831	1,258	1,746	1,594	1,275	1,094	3,444	2,480	1,571	
8,124	3,657	1,779	16,696	189	683	1,031	1,542	2,235	1,803	1,438	989	3,398	2,064	1,324	
2,607	987	294	4,828	91	224	348	512	707	578	439	356	937	456	180	
2,613	842	242	5,011	65	241	422	647	882	655	474	300	839	352	134	
5,220	3,189	1,796	11,309	161	368	483	746	1,039	1,016	826	738	2,507	2,024	1,391	
5,511	2,815	1,537	11,685	124	442	609	895	1,353	1,148	964	689	2,559	1,712	1,190	
930,741	670,288	521,522	1,407,796	2,478	11,114	22,400	46,485	85,907	95,128	88,295	86,179	330,245	306,159	333,406	
933,997	569,118	426,278	1,287,833	1,913	13,161	28,320	57,875	108,232	107,946	96,742	73,346	302,354	243,553	254,391	
785,418	578,003	466,433	1,162,658	1,033	5,714	14,549	31,721	64,606	73,629	70,577	70,367	271,332	259,421	299,709	
768,986	477,707	373,921	1,011,686	620	6,217	17,405	39,974	77,688	81,125	73,898	55,764	237,477	196,877	224,641	
145,323	92,285	55,089	245,138	1,445	5,400	7,851	14,764	21,301	21,499	17,718	15,812	58,913	46,738	33,697	
165,011	91,411	52,357	276,147	1,293	6,944	10,915	17,901	30,544	26,821	22,844	17,582	64,877	46,676	29,750	
328,147	214,959	125,907	590,466	1,775	7,534	12,864	26,239	45,209	46,978	43,790	41,336	149,248	123,929	91,564	
320,159	179,841	98,040	548,224	1,344	9,062	17,498	34,069	58,326	54,805	48,252	34,987	131,360	91,832	66,669	
2,476	930	278	4,595	82	225	330	503	667	559	411	330	895	425	168	
2,530	811	244	4,861	53	252	415	622	849	633	462	290	811	336	138	
5,222	2,738	1,225	10,539	113	322	528	862	1,180	1,125	866	828	2,265	1,579	871	
5,516	2,415	1,120	11,039	69	370	630	1,069	1,584	1,220	1,026	685	2,240	1,337	809	
97,870	59,621	32,031	161,953	470	2,169	4,288	8,892	14,001	14,904	13,072	11,342	39,503	30,908	22,404	
102,419	53,532	25,614	145,059	338	2,238	4,772	9,957	16,708	15,960	14,142	9,165	33,829	22,795	15,155	
1,925,851	1,138,887	592,803	2,473,182	5,961	27,104	52,556	116,840	186,068	202,454	196,179	160,674	662,465	497,556	365,325	
3,100,086	1,589,549	699,613	3,471,691	7,988	47,453	106,285	225,237	372,533	377,991	338,329	232,103	808,964	567,881	386,927	
1,501	655	222	5,000	117	268	372	548	718	596	445	359	941	456	180	
1,317	505	164	5,180	76	304	459	667	903	661	471	307	849	350	25	
4,043	2,696	1,563	14,031	179	460	656	1,067	1,477	1,398	1,127	961	3,050	2,240	1,416	
3,745	2,050	1,186	13,939	115	344	544	1,303	1,880	1,477	1,222	844	2,895	1,723	1,102	
58,147	45,427	28,227	203,299	1,132	4,063	5,973	11,532	17,868	18,311	15,333	14,157	48,312	40,295	26,323	
64,696	40,314	24,946	229,797	818	5,208	9,102	16,767	27,024	22,975	20,194	14,352	54,038	35,599	23,720	
49,397	41,090	26,269	179,454	944	3,328	4,825	9,665	15,115	15,211	13,203	12,345	42,419	37,322	25,077	
50,337	31,754	19,314	182,949	633	4,327	7,404	13,304	21,470	18,164	15,984	11,564	43,133	28,418	18,548	
1,175	339	70	5	2	1	
1,223	309	72	10	1	...	2	...	1	
2,235	835	260	9	3	...	1	...	4	
2,267	719	225	14	1	...	3	...	1	
5,316	2,462	887	18	(2)	4	...	3	...	11	...	
5,671	2,197	1,007	48	2	7	...	4	...	8	...	
7,031,119	3,290,743	1,195,316	22,200	500	4,700	...	6,000	...	11,000	...	
7,724,132	2,784,952	1,176,443	46,837	2,600	2,100	6,706	2,390	3,190	12,145	7,680	
2	5	...	4	1	...	2	...	
5	6	1	4	2	...	
2	7	...	4	1	1	...	2	...	
5	8	1	6	2	4	...	
5	35	...	19	2	1	...	16	...	
24	29	5	15	1	...	
5,280	18,674	...	5,100	1	...	
16,630	40,250	4,800	24,690	1,500	1,650	...	1,950	...	
2,216	844	256	3,720	67	166	254	396	518	462	334	265	736	370	152	
2,414	751	209	4,495	46	227	388	571	794	580	429	274	759	314	113	
8,360	4,979	2,479	15,470	138	429	674	1,117	1,563	1,470	1,258	968	3,304	2,799	1,750	
12,392	6,116	2,837	23,483	129	656	1,271	2,003	3,120	2,590	2,075	1,490	4,835	3,327	1,987	
8,842	5,053	3,035	19,154	308	705	914	1,421	1,968	1,769	1,409	1,245	3,956	3,088	2,371	
9,890	4,901	2,832	21,347	309	817	1,205	1,768	2,585	2,246	1,697	1,253	4,321	2,954	2,192	
987,153	717,408	573,542	1,566,290	6,287	17,362	25,414	52,984	96,676	101,795	94,936	93,018	362,693	337,381	377,744	
1,008,325	630,465	481,718	1,523,209	12,755	23,350	35,106	74,847	124,772	130,197	107,048	84,193	342,796	289,018	299,127	
776,226	536,650	451,671	1,084,131	5,401	14,779	20,436	39,161	69,304	67,936	62,789	58,371	238,138	221,761	286,055	
811,261	503,554	402,909	1,118,274	12,132	16,180	28,077	54,645	91,951	91,394	73,957	57,306	241,743	212,201	238,688	
210,927	180,758	121,871	482,159	886	2,583	4,978	13,823	27,372	33,859	32,147	34,647	124,555	115,620	91,689	
197,064	126,911	78,809	404,935	623	7,170	7,029	20,202	32,821	38,803	33,091	26,887	101,053	76,817	60,439	
612	358	168	1,248	23	66	54	107	145	105	80	80	274	200	114	
890	420	157	1,734	38	73	107	149	209	196	151	115	373	221	102	
1,015	877	945	3,017	56	113	83	163	222	175	134	151	512	608	800	
1,766	1,244	1,053	4,651	120	134	174	226	350	443	259	264	923	890	868	
816	738	796	2,437	45	72	68	131	172	136	111	121	396	525	660	
1,074	808	738	3,143	82	79	108	149	208	314	169	145	654	617	618	
199	139	149	580	11	41	15	32	50	39	23	30	116	83	140	
692	436	315	1,508	38	55	66	77	142	129	90	119	269	273	250	
56,412	47,120	52,020	158,494	3,809	6,248	3,014	6,499	10,769	6,667	6,641	6,839	32,448	31,222	44,338	
74,328	61,347	55,440	235,376	10,842	10,189	6,786	16,972	16,540	22,251	10,306	10,847	40,442	45,465	44,736	

MULTIPLE-UNIT OPERATIONS

Economic Area Table 1.—MULTIPLE-UNIT OPERATIONS.

Item (For definitions and explanations, see text)	Area 2								
	Total	Size of unit							
		Under 30 acres	30 to 49 acres	50 to 69 acres	70 to 99 acres	100 to 139 acres	140 to 179 acres	180 to 219 acres	220 to 259 acres
1 Multiple-unit operations.....number 1954...	1,182	26	42	77	114	176	158	116	93
2 1950...	1,018	13	36	49	81	176	155	129	85
3 Subunits in multiple-unit operations.....total number 1954...	2,716	53	85	158	237	364	345	256	216
4 1950...	2,310	27	72	101	165	363	333	286	184
5 Home farms.....number 1954...	1,147	21	40	71	112	169	156	113	93
6 1950...	988	9	33	46	78	175	152	126	82
7 Cropper farms.....number 1954...	1,569	32	45	87	125	195	189	143	123
8 1950...	1,322	18	39	55	87	188	181	160	102
9 Land in multiple-unit operations...total acres 1954...	283,832	538	1,670	4,563	9,621	20,792	24,971	22,957	22,303
10 1950...	236,202	312	1,425	2,898	6,849	20,645	24,373	25,429	20,255
11 Home farms.....acres 1954...	231,413	267	1,024	2,931	6,750	15,992	19,097	18,556	18,946
12 1950...	192,209	110	840	1,928	4,866	15,823	19,547	20,354	16,941
13 Cropper farms.....acres 1954...	52,419	271	646	1,632	2,871	4,800	5,874	4,401	3,357
14 1950...	43,993	202	585	970	1,983	4,822	4,826	5,075	3,314
15 Cropland harvested.....total acres 1954...	86,067	273	831	2,055	4,140	8,686	9,698	8,283	7,645
16 1949...	73,497	194	768	1,307	3,278	8,625	9,565	9,530	6,351
17 Corn harvested for grain.....multiple units reporting 1954...	1,109	16	32	67	104	167	153	113	89
18 1949...	942	8	29	43	76	164	150	120	77
19 subunits reporting 1954...	1,958	17	45	86	147	270	259	188	168
20 1949...	1,636	11	39	55	114	264	260	211	132
21 acres 1954...	39,412	111	328	1,049	2,128	4,525	4,924	3,772	3,587
22 1949...	28,438	52	335	500	1,273	3,555	3,931	3,525	2,449
23 bushels 1954...	751,217	1,560	5,368	15,936	39,690	83,297	94,109	69,571	64,998
24 1949...	708,883	1,650	6,885	12,152	44,421	82,211	92,631	94,177	61,319
25 Cotton harvested.....multiple units reporting 1954...	1,078	15	35	63	101	159	148	113	89
26 1949...	877	8	30	39	65	152	129	114	78
27 subunits reporting 1954...	1,879	17	46	82	141	252	241	190	162
28 1949...	1,553	12	41	61	111	247	219	204	136
29 acres 1954...	19,029	79	319	471	1,012	2,172	2,314	1,958	1,621
30 1949...	19,527	110	284	531	1,106	2,678	2,592	2,500	1,891
31 bales 1954...	14,657	57	212	350	769	1,643	1,737	1,519	1,157
32 1949...	12,976	83	179	355	783	1,872	1,680	1,632	1,225
33 Tobacco harvested.....multiple units reporting 1954...	112	...	4	11	9	19	17	12	13
34 1949...	124	2	1	6	10	22	28	17	9
35 subunits reporting 1954...	140	...	4	13	12	20	20	17	20
36 1949...	169	3	1	7	12	26	36	29	11
37 acres 1954...	341	...	6	24	22	44	38	44	45
38 1949...	394	8	2	8	24	47	93	68	32
39 pounds 1954...	397,820	...	4,200	30,000	22,850	49,700	45,300	48,050	49,720
40 1949...	475,019	9,469	3,900	7,695	30,361	54,151	106,616	83,224	43,597
41 Peanuts harvested for picking or threshing.....multiple units reporting 1954...	7	1	1	...	1	1	...	1	...
42 1949...	6	2	...	2
43 subunits reporting 1954...	8	1	1	...	1	1	...	1	...
44 1949...	6	2	...	2
45 acres 1954...	20	1	3	...	2	3	...	2	...
46 1949...	19	2	...	2
47 pounds 1954...	18,180	240	2,300	...	640	3,600	...	1,500	...
48 1949...	9,452	1,252	...	900
49 Horses and/or mules....multiple units reporting 1954...	822	3	21	45	62	127	114	87	71
50 1950...	884	7	28	37	74	153	134	116	74
51 number 1954...	2,097	3	38	86	146	278	249	220	208
52 1950...	2,918	13	60	94	202	434	398	380	257
53 Landlord-tenant operations containing multiple units: All subunits including home farm.....number 1954...	3,165	60	100	175	260	410	391	287	250
54 1950...	2,862	33	85	113	192	407	399	342	213
55 Land in all subunits including home farm.....acres 1954...	303,512	914	1,968	5,170	10,927	22,600	27,173	24,313	23,366
56 1950...	259,810	730	2,178	3,293	8,399	22,528	27,308	27,304	21,456
57 Owned by operator of multiple unit.....acres 1954...	265,849	851	1,788	5,093	10,330	20,616	23,569	22,240	20,732
58 1950...	229,217	721	1,955	2,650	7,764	19,587	24,594	23,303	18,233
59 Rented by operator of multiple unit.....acres 1954...	37,663	63	180	77	597	1,984	3,604	2,073	2,634
60 1950...	30,593	9	223	643	635	2,941	2,714	4,001	3,223
61 Subunits not included in multiple units.....operators reporting 1954...	291	6	12	14	20	30	33	21	26
62 1950...	284	3	11	7	19	30	40	35	21
63 number 1954...	449	7	15	17	23	46	46	31	34
64 1950...	552	6	13	12	27	44	66	56	29
65 Share tenants.....number 1954...	384	6	12	16	22	39	43	21	29
66 1950...	336	3	6	8	13	21	39	31	14
67 Other tenants, not croppers nor share tenants.....number 1954...	65	1	3	1	1	7	3	10	5
68 1950...	216	3	7	4	14	23	27	25	15
69 Land in subunits not included in multiple units.....acres 1954...	19,680	376	298	607	1,306	1,808	2,202	1,356	1,063
70 1950...	23,608	418	753	395	1,550	1,883	2,935	1,875	1,201

BY SIZE OF UNIT: CENSUSES OF 1954 AND 1950—Continued

Area 2—Continued			Area 3												
Size of unit—Continued			Total	Size of unit											
260 to 499 acres	500 to 999 acres	1,000 acres and over		Under 30 acres	30 to 49 acres	50 to 69 acres	70 to 99 acres	100 to 139 acres	140 to 179 acres	180 to 219 acres	220 to 259 acres	260 to 499 acres	500 to 999 acres	1,000 acres and over	
270	96	14	483	6	18	16	32	66	60	60	34	103	58	30	1
227	53	14	568	6	11	22	50	74	89	63	49	116	64	24	2
674	285	43	1,113	12	37	34	66	137	126	128	74	240	149	110	3
583	155	41	1,309	12	22	46	101	152	188	135	110	270	183	90	4
265	93	14	475	6	18	16	31	64	60	59	34	100	57	30	5
221	52	14	558	6	21	21	49	72	88	63	49	114	63	23	6
409	192	29	638	6	19	18	35	73	66	69	40	140	92	80	7
362	103	27	751	6	12	25	52	80	100	72	61	156	120	67	8
92,887	63,692	19,838	175,919	107	728	939	2,660	7,897	9,443	11,923	8,013	36,698	42,034	55,477	9
79,358	34,736	19,922	182,328	91	427	1,291	4,309	8,644	14,157	12,484	11,591	40,979	43,718	44,637	10
78,088	53,532	16,230	158,577	68	537	712	2,167	6,620	7,844	10,028	6,756	31,521	39,422	52,902	11
64,176	29,319	18,305	157,141	52	266	784	3,138	6,692	11,328	10,104	10,019	35,756	39,166	39,836	12
14,799	10,160	3,608	17,342	39	191	227	493	1,277	1,599	1,895	1,257	5,177	2,612	2,575	13
15,182	5,417	1,617	25,187	39	161	507	1,171	1,952	2,829	2,380	1,572	5,223	4,552	4,801	14
26,951	15,622	1,883	33,708	63	308	474	903	2,277	2,874	3,037	1,822	8,460	6,655	6,835	15
23,150	8,187	2,542	37,627	44	221	609	1,818	3,047	4,255	3,081	3,440	8,622	8,141	4,349	16
260	95	13	452	4	15	15	26	61	58	57	32	97	57	30	17
213	51	11	538	4	10	20	49	71	84	59	48	108	61	24	18
526	224	28	797	4	24	24	33	86	96	92	54	184	115	85	19
429	100	21	946	5	12	34	77	116	126	94	82	198	139	63	20
11,446	6,709	833	16,497	18	208	190	451	1,162	1,584	1,693	918	4,125	3,163	2,985	21
8,989	3,018	811	18,699	24	127	350	809	1,491	1,871	1,494	1,588	4,339	4,243	2,362	22
228,122	127,055	21,511	301,985	385	1,946	3,115	6,388	17,765	25,058	28,571	19,890	74,390	59,433	65,044	23
223,009	71,045	19,383	491,738	370	3,575	8,548	15,064	33,283	49,011	40,265	38,696	122,778	109,614	70,534	24
254	88	13	181	...	8	9	14	27	27	22	7	37	20	10	25
202	49	11	215	1	3	11	30	35	32	19	17	31	27	9	26
492	228	28	337	...	11	14	23	43	47	35	14	71	37	42	27
390	109	23	378	1	4	15	51	55	55	31	35	57	52	22	28
5,673	3,028	382	3,279	...	43	87	169	316	327	309	130	831	463	604	29
5,639	1,786	410	4,875	2	31	106	532	593	593	328	594	786	972	338	30
4,483	2,388	342	1,916	...	20	50	107	183	203	167	82	450	278	376	31
3,766	1,210	191	2,367	2	7	49	238	295	276	143	317	523	553	164	32
24	3	...	234	1	7	5	14	32	28	26	21	59	30	11	33
25	4	...	271	2	4	5	18	35	48	37	30	61	24	7	34
30	4	...	361	2	7	6	19	40	38	31	31	93	58	29	35
37	7	...	439	2	6	8	24	49	70	61	47	103	53	16	36
102	16	...	1,088	1	11	8	33	77	97	110	89	330	214	118	37
100	12	...	1,377	3	12	24	43	104	202	156	150	354	243	86	38
125,200	22,800	...	1,246,579	500	9,945	11,817	38,000	93,015	99,000	116,779	104,860	388,889	254,974	128,800	39
119,406	16,600	...	1,726,176	2,250	21,681	26,541	46,954	131,614	263,020	174,535	198,815	464,678	295,518	100,570	40
...	2	...	5	...	1	1	1	1	1	...	41
1	1	...	12	1	...	3	1	2	3	...	42
...	3	...	6	...	1	1	1	1	2	...	43
1	1	...	12	1	...	3	1	2	3	...	44
...	9	...	21	...	1	5	1	4	10	...	45
7	8	...	49	2	...	5	12	2	...	16	7	5	46
...	9,900	...	16,427	...	123	4,000	1,000	4,480	6,824	...	47
2,900	4,400	...	46,824	1,400	...	5,250	9,240	1,244	...	13,190	11,700	4,800	48
210	73	9	372	...	8	11	17	43	54	50	32	83	49	25	49
202	47	12	499	2	5	20	43	66	76	55	44	110	58	20	50
590	248	31	1,041	...	13	22	42	83	127	118	82	248	158	148	51
788	241	51	1,726	4	9	45	110	187	223	180	158	386	279	145	52
792	363	77	1,271	12	41	36	74	151	131	148	81	276	185	136	53
764	225	89	1,545	14	29	57	109	172	217	153	123	318	223	130	54
96,415	68,629	22,037	184,264	107	812	960	3,131	8,299	9,544	12,988	8,312	38,423	45,469	56,219	55
86,825	38,027	21,762	192,248	295	744	1,720	4,512	9,725	15,694	13,150	12,100	42,809	45,345	46,154	56
82,999	56,793	20,838	166,201	102	764	914	2,986	7,822	8,519	12,207	7,634	35,536	41,353	48,364	57
77,226	32,812	20,372	171,573	295	744	1,601	4,180	9,036	14,615	12,120	10,744	38,691	39,743	39,804	58
13,416	11,836	1,199	18,063	5	48	46	145	477	1,025	781	678	2,887	4,116	7,855	59
9,599	5,215	1,390	20,675	119	332	689	1,079	1,030	1,356	4,118	5,602	6,350	60
76	41	12	101	...	4	2	8	13	5	12	6	21	19	11	61
84	26	8	152	2	6	5	6	18	17	16	11	33	25	13	62
118	78	34	158	...	4	2	8	14	5	20	7	48	36	26	63
181	70	48	236	2	7	11	8	20	29	18	13	48	40	40	64
99	65	32	123	...	2	...	4	11	3	13	4	31	31	24	65
110	51	40	125	2	1	6	2	10	16	11	6	27	22	22	66
19	13	2	35	...	2	2	4	3	2	7	3	5	5	2	67
71	19	8	111	...	6	5	6	10	13	7	7	21	18	18	68
3,528	4,937	2,199	8,345	...	84	21	471	402	101	1,065	299	1,725	3,435	742	69
7,467	3,291	1,840	9,920	204	317	429	203	1,081	1,537	666	509	1,830	1,627	1,517	70

MULTIPLE-UNIT OPERATIONS

Economic Area Table 1.—MULTIPLE-UNIT OPERATIONS.

Item (For definitions and explanations, see text)	Area 4									
	Total	Size of unit								220 to 259 acres
		Under 30 acres	30 to 49 acres	50 to 69 acres	70 to 99 acres	100 to 139 acres	140 to 179 acres	180 to 219 acres	220 to 259 acres	
1 Multiple-unit operations.....number 1954...	1,301	38	36	81	132	223	193	150	100	
2 1950...	1,396	27	46	78	150	249	189	165	129	
3 Subunits in multiple-unit										
4 operations.....total number 1954...	3,137	79	75	167	270	480	420	357	249	
5 1950...	3,304	54	93	158	309	524	409	382	316	
6 Home farms.....number 1954...	1,245	30	32	76	129	217	187	144	99	
7 1950...	1,371	23	44	78	146	246	189	164	127	
8 Cropper farms.....number 1954...	1,892	49	43	91	141	263	233	213	150	
9 1950...	1,933	31	49	80	163	278	220	218	189	
10 Land in multiple-unit operations....total acres 1954...	291,096	662	1,419	4,805	11,149	26,345	30,827	29,912	23,771	
11 1950...	310,773	458	1,874	4,571	12,779	29,338	29,777	33,094	30,560	
12 Home farms.....acres 1954...	248,978	466	990	3,856	9,295	21,712	24,648	25,578	20,641	
13 1950...	260,618	297	1,312	3,599	9,603	23,715	25,014	27,450	25,432	
14 Cropper farms.....acres 1954...	42,118	196	429	949	1,854	4,633	6,179	4,334	3,130	
15 1950...	50,155	161	562	972	3,176	5,623	4,763	5,644	5,128	
16 Cropland harvested.....total acres 1954...	97,241	307	639	1,879	4,034	10,055	10,385	10,055	8,063	
17 1949...	112,881	179	747	1,842	5,321	12,316	11,438	13,325	10,931	
18 Corn harvested for										
19 grain.....multiple units reporting 1954...	1,163	17	26	65	110	203	179	137	96	
20 1949...	1,263	14	33	55	127	234	178	156	119	
21 subunits reporting 1954...	2,036	20	38	86	138	294	268	240	182	
22 1949...	2,171	16	41	70	182	351	274	264	216	
23 acres 1954...	34,415	129	242	812	1,567	3,676	3,635	3,626	2,940	
24 1949...	39,927	71	294	533	2,060	4,303	4,278	4,779	4,089	
25 bushels 1954...	798,805	2,267	4,735	15,470	33,387	78,213	81,397	83,314	65,809	
26 1949...	1,395,728	1,905	8,577	17,360	67,611	148,302	138,131	164,594	147,045	
27 Cotton harvested.....multiple units reporting 1954...	
28 1949...	
29 subunits reporting 1954...	
30 1949...	
31 acres 1954...	
32 1949...	
33 bales 1954...	
34 1949...	
35 Tobacco harvested..... multiple units reporting 1954...	1,282	31	35	79	131	222	190	148	100	
36 1949...	1,349	19	43	69	142	243	185	162	127	
37 subunits reporting 1954...	2,435	46	47	105	186	355	319	286	209	
38 1949...	2,290	26	54	85	199	362	285	271	222	
39 acres 1954...	8,824	78	99	254	446	1,046	1,096	969	740	
40 1949...	9,336	54	93	177	551	1,193	1,007	1,083	915	
41 pounds 1954...	11,490,108	90,918	120,838	323,748	543,796	1,335,020	1,317,916	1,254,633	945,043	
42 1949...	12,806,157	70,583	106,687	205,582	709,523	1,663,676	1,375,746	1,543,638	1,232,359	
43 Peanuts harvested for picking										
44 or threshing.....multiple units reporting 1954...	
45 1949...	
46 subunits reporting 1954...	
47 1949...	
48 acres 1954...	
49 1949...	
50 pounds 1954...	
51 1949...	
52 Horses and/or mules....multiple units reporting 1954...	1,028	15	21	47	95	161	151	129	91	
53 1950...	1,202	8	28	61	127	211	164	153	113	
54 number 1954...	2,753	25	39	105	190	338	341	318	230	
55 1950...	4,101	12	63	143	317	535	460	476	382	
56 Landlord-tenant operations containing multiple units:										
57 All subunits including home farm.....number 1954...	3,388	89	78	180	292	514	453	383	264	
58 1950...	3,635	61	103	165	322	556	444	416	362	
59 Land in all subunits including										
60 home farm.....acres 1954...	301,602	813	1,444	5,006	11,868	27,918	32,307	30,526	24,316	
61 1950...	328,158	804	2,566	4,760	12,949	30,955	31,701	34,542	32,726	
62 Owned by operator of multiple										
63 unit.....acres 1954...	270,141	753	1,435	4,818	11,580	26,528	30,256	27,655	20,637	
64 1950...	287,759	804	2,524	4,521	12,329	28,881	27,782	30,799	29,396	
65 Rented by operator of multiple										
66 unit.....acres 1954...	31,461	60	9	188	288	1,390	2,051	2,871	3,679	
67 1950...	40,399	...	42	239	620	2,074	3,919	3,743	3,330	
68 Subunits not included in										
69 multiple units.....operators reporting 1954...	186	8	3	11	17	30	25	21	13	
70 1950...	225	7	8	5	10	26	27	26	30	
71 number 1954...	251	10	3	13	22	34	33	26	15	
72 1950...	331	7	10	7	13	32	35	34	46	
73 Share tenants.....number 1954...	199	4	3	9	21	27	26	21	15	
74 1950...	138	4	3	2	5	12	10	19	16	
75 Other tenants, not croppers nor share										
76 tenants.....number 1954...	52	6	...	4	1	7	7	5	...	
77 1950...	193	3	7	5	8	20	25	15	30	
78 Land in subunits not included in multiple										
79 units.....acres 1954...	10,506	151	25	201	719	1,573	1,480	614	545	
80 1950...	17,385	346	692	189	170	1,617	1,924	1,448	2,166	

BY SIZE OF UNIT: CENSUSES OF 1954 AND 1950—Continued

Area 4—Continued			Areas 5 and B												
Size of unit—Continued			Total	Size of unit											
260 to 499 acres	500 to 999 acres	1,000 acres and over		Under 30 acres	30 to 49 acres	50 to 69 acres	70 to 99 acres	100 to 139 acres	140 to 179 acres	180 to 219 acres	220 to 259 acres	260 to 499 acres	500 to 999 acres	1,000 acres and over	
256	74	18	2,831	59	100	129	244	462	399	319	231	650	208	30	1
274	73	16	2,971	38	73	140	279	480	456	369	268	654	188	26	2
696	254	90	6,437	118	209	264	505	965	837	699	520	1,566	610	144	3
743	235	81	6,874	81	150	284	567	996	953	798	615	1,663	650	117	4
244	69	18	2,767	50	88	126	242	458	396	316	229	633	201	28	5
266	72	16	2,921	35	69	135	277	472	454	368	265	637	184	25	6
452	185	72	3,670	68	121	138	263	507	441	383	291	933	409	116	7
477	163	65	3,953	46	81	149	290	524	499	430	350	1,026	466	92	8
88,096	47,949	26,161	680,222	985	3,998	7,702	20,940	54,641	63,013	63,429	54,670	228,070	136,071	46,703	9
96,722	47,309	24,291	687,605	641	2,787	8,263	23,868	56,565	72,144	73,128	63,815	227,505	120,776	38,113	10
75,805	41,251	24,736	571,502	607	2,743	6,276	17,075	43,840	52,325	54,082	46,096	195,269	116,710	36,479	11
81,905	42,380	19,911	560,915	319	1,763	5,920	18,352	43,434	58,964	61,427	52,017	188,836	100,285	29,589	12
12,291	6,698	1,425	108,720	378	1,255	1,426	3,865	10,801	10,688	9,347	8,574	32,801	19,361	10,224	13
14,817	4,929	4,380	126,690	322	1,024	2,334	5,516	13,131	13,180	11,701	11,798	38,669	20,491	8,524	14
29,703	15,343	6,778	208,200	386	1,369	2,572	6,774	17,259	20,633	19,548	16,644	71,456	37,961	13,598	15
34,914	15,444	6,424	224,722	327	1,016	2,937	8,390	19,748	25,166	24,247	20,108	72,078	39,077	11,628	16
242	71	17	2,234	23	48	79	177	352	332	266	196	561	174	26	17
262	69	16	2,653	16	48	112	234	434	409	337	245	616	177	25	18
517	194	59	3,383	25	63	102	223	461	455	388	294	917	363	92	19
526	169	62	4,362	20	62	132	316	633	612	529	406	1,142	423	87	20
10,650	4,998	2,140	62,273	154	534	974	2,489	6,069	7,324	6,487	5,400	20,841	9,720	2,281	21
12,561	4,817	2,142	85,291	133	543	1,397	3,557	8,263	10,229	9,473	8,335	27,453	12,893	3,015	22
247,786	127,687	58,740	1,021,656	2,713	8,827	12,679	36,522	94,298	119,611	101,302	86,520	343,345	179,846	35,993	23
471,007	178,063	53,133	2,709,751	5,102	13,089	38,883	103,813	259,065	319,456	312,872	267,768	875,415	420,900	93,388	24
...	936	11	29	41	78	140	134	112	75	223	76	17	25
...	866	4	15	28	82	141	126	113	76	204	69	8	26
...	1,440	12	31	55	102	189	185	162	112	358	159	75	27
...	1,384	5	20	36	118	198	179	172	125	350	148	33	28
...	10,653	44	161	306	666	1,241	1,349	1,026	809	2,714	1,426	911	29
...	12,794	28	94	242	966	1,582	1,453	1,433	1,116	3,658	1,780	442	30
...	6,044	21	80	180	400	712	742	567	418	1,554	902	468	31
...	9,007	20	60	153	615	1,014	967	911	811	2,646	1,433	377	32
255	74	17	1,897	37	60	70	154	301	270	228	160	456	139	22	33
270	73	16	1,775	23	40	82	142	264	284	234	161	411	112	22	34
583	221	78	2,737	42	75	86	186	385	346	324	230	719	291	53	35
537	186	63	2,661	28	47	89	176	343	380	326	241	704	266	61	36
2,460	1,194	442	4,236	42	105	108	207	487	502	476	352	1,201	600	156	37
2,629	1,094	540	4,295	55	56	120	222	471	557	559	400	1,190	484	181	38
3,293,053	1,653,275	611,908	4,696,279	46,711	101,625	109,883	235,356	552,607	568,642	534,070	394,180	1,309,349	661,448	182,408	39
3,825,123	1,435,907	637,333	5,025,462	51,542	60,520	117,019	242,041	543,444	647,133	637,394	453,736	1,493,286	549,730	229,617	40
...	3	1	1	...	1	41
...	42
...	3	1	1	...	1	43
...	44
...	5	2	2	...	1	45
...	46
...	4,300	1,500	2,000	...	800	47
...	48
229	72	17	2,329	24	57	88	178	389	335	270	193	583	183	29	49
260	63	14	2,575	16	48	107	244	408	415	324	246	581	164	22	50
737	325	105	7,770	40	112	191	435	1,011	998	773	607	2,264	1,045	294	51
1,118	418	177	11,130	34	120	280	684	1,342	1,535	1,296	1,148	3,205	1,220	266	52
749	280	106	7,163	133	232	292	546	1,065	912	776	578	1,755	689	185	53
820	277	109	7,805	93	168	323	628	1,111	1,071	875	689	1,948	761	138	54
92,223	48,682	26,499	717,825	1,514	5,326	8,797	22,176	57,729	65,504	67,339	59,669	238,914	141,363	49,494	55
99,826	48,470	28,859	735,268	2,633	4,068	9,757	26,136	61,240	78,046	77,047	66,090	243,728	127,195	39,328	56
80,843	41,462	24,174	599,174	1,465	4,986	8,317	20,819	54,387	57,684	58,237	51,645	197,452	107,485	36,697	57
80,430	42,568	27,725	617,315	2,603	3,853	9,351	24,367	56,828	69,210	65,364	56,881	195,455	100,160	33,243	58
11,380	7,220	2,325	118,651	49	340	480	1,357	3,342	7,820	9,102	8,024	41,462	33,878	12,797	59
19,396	5,902	1,134	117,953	30	215	406	1,769	4,412	8,836	11,683	9,209	48,273	27,035	6,085	60
38	13	7	512	11	15	23	37	76	61	60	37	126	53	13	61
54	25	7	649	10	15	26	54	84	89	66	51	175	68	11	62
53	26	16	726	15	23	28	41	100	75	77	58	189	79	41	63
77	42	28	931	12	18	39	61	115	118	77	74	285	111	21	64
40	17	16	594	7	16	22	37	89	57	63	51	157	56	39	65
35	15	17	468	4	6	21	33	53	54	38	31	159	56	13	66
13	9	...	132	8	7	6	4	11	18	14	7	32	23	2	67
42	27	11	463	8	12	18	28	62	64	39	43	126	55	8	68
4,127	733	338	37,603	529	1,328	1,095	1,236	3,088	2,491	3,910	4,999	10,844	5,292	2,791	69
3,104	1,161	4,568	47,663	1,992	1,281	1,494	2,268	4,675	5,902	3,919	2,275	16,223	6,419	1,215	70

MULTIPLE-UNIT OPERATIONS

Economic Area Table 1.—MULTIPLE-UNIT OPERATIONS,

Item (For definitions and explanations, see text)	Area 6 (part) ¹								
	Total	Size of unit							
		Under 30 acres	30 to 49 acres	50 to 69 acres	70 to 99 acres	100 to 139 acres	140 to 179 acres	180 to 219 acres	220 to 259 acres
1 Multiple-unit operations.....number 1954...	554	11	10	37	55	89	109	57	43
2 1950...	1,272	27	53	87	172	236	195	158	80
3 Subunits in multiple-unit									
4 operations.....total number 1954...	1,238	22	21	74	113	189	236	125	97
5 1950...	2,817	54	110	179	354	491	409	341	181
6 Home farms.....number 1954...	542	11	10	37	55	89	107	56	42
7 1950...	1,252	25	53	81	167	232	193	158	80
8 Cropper farms.....number 1954...	696	11	11	37	58	100	129	69	55
9 1950...	1,565	29	57	98	187	259	216	183	101
10 Land in multiple-unit operations....total acres 1954...	119,251	159	418	2,191	4,668	10,589	17,202	11,303	10,073
11 1950...	248,947	517	2,104	5,023	14,548	27,481	30,791	31,458	18,974
12 Home farms.....acres 1954...	97,664	114	278	1,690	3,804	8,205	13,516	9,063	7,939
13 1950...	201,899	164	1,442	3,432	10,320	20,781	24,419	25,759	15,275
14 Cropper farms.....acres 1954...	21,587	45	140	501	864	2,384	3,686	2,240	2,134
15 1950...	47,048	353	662	1,591	4,228	6,700	6,372	5,699	3,699
16 Cropland harvested.....total acres 1954...	38,347	51	160	706	1,610	4,122	6,266	3,900	3,659
17 1949...	70,135	357	817	1,903	5,024	9,357	10,547	9,656	6,015
18 Corn harvested for									
19 grain.....multiple units reporting 1954...	515	6	9	28	53	82	105	54	40
20 1949...	1,166	20	43	65	137	218	189	146	77
21 subunits reporting 1954...	855	6	12	35	68	126	169	86	67
22 1949...	1,838	25	57	90	214	330	289	236	123
23 acres 1954...	14,290	15	97	283	800	1,590	2,693	1,381	1,233
24 1949...	30,000	163	463	904	2,290	4,376	4,440	3,980	2,437
25 bushels 1954...	378,511	240	1,610	6,980	18,813	39,168	68,562	35,276	32,250
26 1949...	1,064,518	4,490	12,855	28,484	69,476	142,150	156,501	134,768	89,405
27 Cotton harvested.....multiple units reporting 1954...	186	1	2	11	11	24	40	19	15
28 1949...	155	1	...	10	17	20	29	20	14
29 subunits reporting 1954...	278	1	4	13	11	36	59	25	23
30 1949...	234	1	...	14	24	27	43	29	19
31 acres 1954...	2,155	3	14	61	70	308	391	211	258
32 1949...	1,996	5	...	82	151	220	335	271	144
33 bales 1954...	1,729	2	11	39	55	224	314	178	209
34 1949...	1,636	4	...	76	116	188	257	219	133
35 Tobacco harvested.....multiple units reporting 1954...	317	3	8	23	40	60	56	35	29
36 1949...	808	13	40	55	108	152	128	108	53
37 subunits reporting 1954...	522	3	13	31	55	92	93	56	52
38 1949...	1,134	15	44	69	130	206	155	152	77
39 acres 1954...	686	2	11	34	62	114	122	80	80
40 1949...	1,352	15	39	66	138	232	183	190	100
41 pounds 1954...	1,038,952	3,400	18,594	49,150	102,299	182,954	187,918	119,376	114,343
42 1949...	1,582,289	17,408	40,547	70,284	147,440	265,728	220,770	228,104	119,176
43 Peanuts harvested for picking									
44 or threshing.....multiple units reporting 1954...
45 1949...	1	1
46 subunits reporting 1954...
47 1949...	1	1
48 acres 1954...
49 1949...	2	2
50 pounds 1954...
51 1949...	2,000	2,000
52 Horses and/or mules....multiple units reporting 1954...	444	4	6	25	41	71	90	48	40
53 1950...	1,044	13	34	64	130	203	173	126	67
54 number 1954...	1,251	6	10	48	77	169	256	132	110
55 1950...	3,487	24	63	143	324	603	571	445	236
56 Landlord-tenant operations containing multiple units:									
57 All subunits including home farm.....number 1954...	1,371	29	22	86	121	207	258	137	103
58 1950...	3,281	65	128	210	416	548	470	394	213
59 Land in all subunits including									
60 home farm.....acres 1954...	123,031	808	426	2,508	4,800	10,742	17,463	11,710	10,213
61 1950...	265,133	1,129	2,908	5,987	16,529	29,971	32,491	32,481	20,496
62 Owned by operator of multiple									
63 unit.....acres 1954...	109,352	807	400	2,335	4,585	10,141	15,552	10,697	8,788
64 1950...	250,173	1,087	2,792	5,931	16,094	28,263	30,422	29,665	18,881
65 Rented by operator of multiple									
66 unit.....acres 1954...	13,679	1	26	173	215	601	1,911	1,053	1,425
67 1950...	14,960	42	116	56	435	1,708	2,069	2,816	1,615
68 Subunits not included in									
69 multiple units.....operators reporting 1954...	106	4	1	10	8	14	17	10	6
70 1950...	320	9	17	18	46	32	47	34	20
71 number 1954...	133	7	1	12	8	18	22	12	6
72 1950...	464	11	18	31	62	57	61	53	32
73 Share tenants.....number 1954...	104	4	1	8	8	15	15	10	5
74 1950...	218	2	7	17	31	19	32	23	12
75 Other tenants, not croppers nor share									
76 tenants.....number 1954...	29	3	...	4	...	3	7	2	1
77 1950...	246	9	11	14	31	38	29	30	20
78 Land in subunits not included in multiple									
79 units.....acres 1954...	3,780	649	8	317	132	153	261	407	140
80 1950...	16,186	612	804	964	1,981	2,490	1,700	1,023	1,522

¹Data for 1950 include reports for Clay, De Kalb, Jackson, Overton, Pickett, and Putnam Counties which were not included in the 1954 multiple-unit area. See text.

²Also

includes Sevier County from Area 8a.

BY SIZE OF UNIT: CENSUSES OF 1954 AND 1950—Continued

Area 6 (part) ¹ —Continued			Area 8b ²												
Size of unit—Continued			Total	Size of unit											
260 to 499 acres	500 to 999 acres	1,000 acres and over		Under 30 acres	30 to 49 acres	50 to 69 acres	70 to 99 acres	100 to 139 acres	140 to 179 acres	180 to 219 acres	220 to 259 acres	260 to 499 acres	500 to 999 acres	1,000 acres and over	
109	29	5	3,587	313	386	444	565	609	440	251	142	332	86	19	1
203	49	12	3,317	207	202	374	545	605	456	286	142	342	70	18	2
262	84	15	8,291	641	813	936	1,201	1,340	1,020	612	352	945	314	117	3
506	152	40	7,463	426	596	779	1,130	1,286	1,017	663	341	961	218	86	4
102	28	5	3,537	303	379	439	562	600	438	250	138	326	83	19	5
202	49	12	3,250	194	267	367	535	600	444	282	139	334	70	18	6
160	56	10	4,754	338	434	497	639	740	582	362	214	619	231	98	7
304	103	28	4,213	232	289	412	595	686	573	381	202	627	148	68	8
36,957	18,344	7,347	522,810	5,339	15,192	26,035	46,982	70,725	68,746	49,589	33,785	117,788	56,039	32,590	9
69,195	33,265	15,591	508,883	3,672	10,681	21,865	45,754	71,715	71,745	56,511	33,962	117,884	45,761	29,333	10
29,679	16,716	6,660	453,801	4,331	12,755	21,546	40,177	60,278	59,099	42,094	29,129	103,724	50,951	29,717	11
59,204	27,401	13,702	428,111	2,522	8,152	17,019	36,634	68,278	57,988	46,726	28,547	101,632	42,279	27,937	12
7,278	1,628	687	69,009	1,008	2,437	4,489	6,805	10,447	9,647	7,495	4,656	14,064	5,088	2,873	13
9,991	5,864	1,889	80,772	1,150	2,529	4,846	9,120	13,040	13,757	9,785	5,415	16,252	3,482	1,396	14
12,461	4,443	969	143,051	1,784	5,521	8,669	15,784	22,275	20,577	13,656	9,631	29,868	11,006	4,280	15
17,152	7,376	1,931	153,317	1,624	4,241	8,393	16,699	23,790	23,663	17,323	10,440	32,883	9,784	4,477	16
107	26	5	3,011	160	285	359	488	545	395	228	136	314	82	19	17
190	49	12	2,979	123	221	325	505	553	430	273	133	330	68	18	18
213	60	13	4,375	186	344	436	625	764	571	344	225	600	203	77	19
341	104	29	4,384	147	269	407	665	761	658	424	221	640	143	49	20
4,490	1,460	248	33,977	619	1,562	2,221	3,794	5,299	4,417	3,130	2,317	6,815	2,663	1,140	21
6,871	3,244	832	41,154	604	1,348	2,447	4,826	6,209	6,334	4,577	2,614	8,377	2,522	1,296	22
120,457	46,675	8,480	1,128,472	17,387	46,459	65,447	119,661	168,782	151,069	102,846	69,190	249,286	100,635	37,710	23
255,735	136,609	34,045	1,565,955	18,993	49,263	86,276	170,947	234,183	239,115	171,433	104,927	343,178	105,437	42,203	24
46	15	2	25
31	10	3	26
72	32	2	27
53	18	6	28
617	215	7	29
575	177	36	30
491	200	6	31
469	140	34	32
53	9	1	3,489	292	366	436	550	597	430	246	142	327	84	19	33
125	29	7	3,115	164	246	351	514	579	435	274	138	330	66	18	34
106	20	1	5,448	350	459	555	757	890	718	419	260	700	241	99	35
210	57	19	4,607	189	295	437	674	817	662	424	224	674	148	63	36
143	34	4	6,976	310	465	595	894	1,133	943	595	401	1,069	404	167	37
299	64	26	6,606	188	330	520	879	1,132	989	635	390	1,093	292	158	38
206,318	49,600	5,000	10,555,101	400,875	684,138	854,584	1,333,364	1,699,816	1,446,078	925,810	597,280	1,697,310	648,646	267,200	39
356,262	79,300	37,270	8,618,564	203,396	395,212	629,700	1,152,854	1,506,612	1,289,128	862,684	563,902	1,453,232	400,217	161,627	40
...	41
...	42
...	43
...	44
...	45
...	46
...	47
...	48
92	22	5	2,591	109	231	303	416	464	364	214	113	283	75	19	49
181	43	10	2,806	95	209	302	468	528	416	258	129	321	62	18	50
308	111	24	6,025	169	406	559	822	1,011	867	581	281	909	293	127	51
753	283	42	8,111	153	415	671	1,150	1,442	1,196	834	426	1,307	348	169	52
295	92	21	8,833	697	859	973	1,269	1,402	1,092	643	384	1,019	356	139	53
600	183	54	8,306	471	613	851	1,228	1,405	1,116	717	388	1,119	278	120	54
37,916	18,689	7,756	539,542	6,744	16,284	27,078	49,010	73,385	71,233	49,891	34,360	120,569	57,195	33,793	55
71,900	34,766	16,475	528,270	4,832	11,746	22,924	47,186	77,586	73,305	57,818	34,775	120,441	47,644	30,013	56
32,732	15,990	7,365	500,589	6,619	16,023	26,659	46,823	70,008	67,496	46,846	31,605	108,526	51,806	28,178	57
67,426	33,167	16,445	492,461	4,677	11,584	22,411	45,655	74,530	68,207	53,953	31,619	110,290	42,903	26,632	58
5,184	2,699	391	38,953	125	261	419	2,187	3,377	3,737	3,045	2,755	12,043	5,389	5,615	59
4,474	1,599	30	35,809	155	162	513	1,531	3,056	5,098	3,865	3,156	10,151	4,741	3,381	60
27	6	3	418	43	42	30	60	51	57	23	28	50	26	8	61
66	24	7	628	41	46	61	74	95	84	44	38	105	31	9	62
33	8	6	542	56	46	37	68	62	72	31	32	74	42	22	63
94	31	14	843	45	57	72	98	119	99	54	47	158	60	34	64
26	6	6	469	47	43	34	55	50	66	22	28	67	38	19	65
49	18	8	237	11	13	20	19	25	24	21	15	40	29	20	66
7	2	...	73	9	3	3	13	12	6	9	4	7	4	3	67
45	13	6	606	34	44	52	79	94	75	33	32	118	31	14	68
959	345	409	16,732	1,405	1,092	1,043	2,028	2,660	2,487	302	575	2,781	1,156	1,203	69
2,705	1,501	884	19,387	1,160	1,065	1,059	1,432	5,871	1,560	1,307	813	2,557	1,883	680	70

MULTIPLE-UNIT OPERATIONS

Economic Area Table 2.—MULTIPLE-UNIT OPERATIONS, BY COLOR AND

Item (For definitions and explanations, see text)	Total, selected areas ¹											
	All operators			Color and tenure of operator								
	Total	White	Non-white	Full owners			Part owners			Managers		
				Total	White	Non-white	Total	White	Non-white	Total	White	Non-white
1 Multiple-unit operations.....number 1954...	15,004	14,319	685	10,320	10,035	285	3,445	3,220	225	78	76	2
2 1950...	15,895	15,182	713	11,564	11,242	322	2,828	2,663	165	81	79	2
3 Subunits in multiple-unit operations.....total number 1954...	39,069	37,351	1,718	25,450	24,758	692	10,120	9,527	593	336	328	8
4 1950...	40,773	39,025	1,748	28,476	27,713	763	8,195	7,761	434	349	345	4
5 Home farms.....number 1954...	14,541	13,863	678	9,899	9,620	279	3,424	3,199	225	76	74	2
6 1950...	15,351	14,648	703	11,041	10,729	312	2,815	2,650	165	79	77	2
7 Cropper farms.....number 1954...	24,528	23,488	1,040	15,551	15,138	413	6,696	6,328	368	260	254	6
8 1950...	25,422	24,377	1,045	17,435	16,984	451	5,380	5,111	269	270	268	2
9 Land in multiple-unit operations...total acres 1954...	3,480,926	3,379,323	101,603	2,080,807	2,043,633	37,174	1,032,270	991,838	40,432	75,014	74,313	701
10 1950...	3,462,571	3,362,669	99,902	2,332,417	2,289,430	42,987	759,945	734,496	25,449	60,350	60,026	324
11 Home farms.....acres 1954...	2,924,593	2,840,539	84,054	1,715,959	1,686,176	29,783	885,539	851,536	34,003	69,256	68,677	579
12 1950...	2,812,579	2,735,680	76,899	1,862,781	1,830,334	32,447	633,031	613,667	19,364	53,672	53,372	300
13 Cropper farms.....acres 1954...	556,333	538,784	17,549	364,848	357,457	7,391	146,731	140,302	6,429	5,758	5,636	122
14 1950...	649,992	626,989	23,003	469,636	459,096	10,540	126,914	120,829	6,085	6,678	6,654	24
15 Cropland harvested.....total acres 1954...	1,197,080	1,158,685	38,395	622,756	610,077	12,679	415,140	399,886	15,254	19,155	18,826	329
16 1949...	1,220,403	1,179,044	41,359	750,835	734,690	16,145	310,502	299,111	11,391	17,095	16,970	125
17 Corn harvested for grain.....multiple units reporting 1954...	13,079	12,433	646	8,756	8,494	262	3,210	2,992	218	70	68	2
18 1949...	14,402	13,741	661	10,403	10,103	300	2,618	2,470	148	75	73	2
19 subunits reporting 1954...	23,943	22,678	1,265	14,799	14,322	477	6,824	6,367	457	183	175	8
20 1949...	26,376	25,072	1,304	18,162	17,594	568	5,412	5,098	314	220	217	3
21 acres 1954...	362,817	348,601	14,216	194,570	189,943	4,627	123,576	117,823	5,753	5,729	5,562	167
22 1949...	388,568	375,057	13,511	248,534	243,005	5,529	92,342	88,625	3,717	5,120	5,087	33
23 bushels 1954...	6,853,828	6,692,649	161,179	3,868,226	3,812,661	55,565	2,281,449	2,217,097	64,352	108,166	102,981	5,185
24 1949...	11,408,264	11,165,930	242,334	7,525,085	7,422,232	102,853	2,637,687	2,568,933	68,754	160,149	159,294	855
25 Cotton harvested.....multiple units reporting 1954...	7,381	6,756	625	4,076	3,835	241	2,304	2,095	209	39	37	2
26 1949...	7,293	6,669	624	4,420	4,166	254	1,726	1,580	146	46	44	2
27 subunits reporting 1954...	17,965	16,487	1,478	8,710	8,194	516	6,549	6,011	538	174	166	8
28 1949...	17,488	16,047	1,441	9,937	9,382	555	4,694	4,326	368	184	180	4
29 acres 1954...	238,415	223,043	15,372	97,230	92,883	4,347	98,543	92,377	6,166	2,947	2,853	94
30 1949...	268,989	251,047	17,942	134,003	128,176	5,827	83,445	78,306	5,139	3,429	3,355	74
31 bales 1954...	203,800	191,899	11,901	80,408	77,288	3,120	84,576	79,852	4,724	2,834	2,756	78
32 1949...	208,935	198,095	10,840	101,679	98,126	3,553	67,298	64,015	3,283	2,714	2,685	29
33 Tobacco harvested.....multiple units reporting 1954...	7,336	7,272	64	5,927	5,883	44	1,161	1,142	19	39	39	...
34 1949...	7,452	7,368	84	6,153	6,091	62	992	972	20	32	32	...
35 subunits reporting 1954...	11,652	11,564	88	9,004	8,947	57	2,185	2,155	30	101	101	...
36 1949...	11,314	11,196	118	9,151	9,064	87	1,646	1,617	29	86	86	...
37 acres 1954...	22,169	21,982	187	16,051	15,924	127	5,024	4,965	59	293	293	...
38 1949...	23,408	23,158	250	18,033	17,853	180	4,008	3,941	67	338	338	...
39 pounds 1954...	29,447,009	28,225,873	221,166	21,227,545	21,320,314	147,231	6,596,989	6,523,154	73,835	363,956	363,956	...
40 1949...	30,280,504	30,017,216	263,288	23,471,297	23,273,051	198,246	5,129,155	5,066,713	62,442	401,006	401,006	...
41 Peanuts harvested for picking or threshing.....multiple units reporting 1954...	19	16	3	14	13	1	4	2	2
42 1949...	23	22	1	18	17	1	5	5
43 subunits reporting 1954...	21	18	3	16	15	1	4	2	2
44 1949...	25	22	3	20	17	3	5	5
45 acres 1954...	65	47	18	49	34	15	12	9	3
46 1949...	85	71	14	74	60	14	11	11
47 pounds 1954...	44,007	40,057	3,950	26,827	25,077	1,750	12,700	10,500	2,200
48 1949...	82,966	58,966	24,000	77,464	53,464	24,000	5,502	5,502
49 Horses and/or mules.....multiple units reporting 1954...	11,306	10,684	622	7,717	7,463	254	2,675	2,472	203	65	63	2
50 1950...	13,505	12,856	649	9,709	9,420	289	2,473	2,322	151	72	70	2
51 number 1954...	36,407	34,075	2,332	23,421	22,521	900	9,656	8,864	792	397	386	11
52 1950...	54,956	51,913	3,043	37,357	36,036	1,321	11,516	10,797	719	535	520	15
53 Landlord-tenant operations containing multiple units: All subunits including home farm.....number 1954...	44,345	42,443	1,902	29,128	28,354	774	11,304	10,626	678	553	544	9
54 1950...	48,781	46,757	2,024	34,280	33,376	904	9,831	9,296	535	511	504	7
55 Land in all subunits including home farm.....acres 1954...	3,736,066	3,629,070	106,996	2,254,522	2,214,450	40,072	1,097,431	1,054,733	42,698	84,227	83,511	716
56 1950...	3,832,096	3,723,416	108,680	2,595,646	2,548,577	47,069	842,950	814,001	28,949	67,806	67,408	398
57 Owned by operator of multiple unit.....acres 1954...	2,995,437	2,934,736	60,701	2,254,522	2,214,450	40,072	672,701	652,077	20,624	68,214	68,209	5
58 1950...	3,166,772	3,104,812	61,960	2,595,646	2,548,577	47,069	516,988	502,097	14,891	54,138	54,138	...
59 Rented by operator of multiple unit.....acres 1954...	740,629	694,334	46,295	424,730	402,656	22,074	16,013	15,302	711
60 1950...	665,324	618,604	46,720	325,962	311,904	14,058	13,668	13,270	398
61 Subunits not included in multiple units.....operators reporting 1954...	2,862	2,743	119	2,093	2,041	52	629	578	51	34	33	1
62 1950...	3,992	3,829	163	3,001	2,912	89	752	703	49	29	27	2
63 number 1954...	5,276	5,092	184	3,678	3,596	82	1,184	1,099	85	217	216	1
64 1950...	8,008	7,732	276	5,804	5,663	141	1,636	1,535	101	162	159	3
65 Share tenants.....number 1954...	4,310	4,171	139	3,032	2,960	72	952	896	56	172	171	1
66 1950...	4,665	4,497	168	3,269	3,181	88	1,033	973	60	78	75	3
67 Other tenants, not croppers nor share tenants.....number 1954...	966	921	45	646	636	10	232	203	29	45	45	...
68 1950...	3,343	3,235	108	2,535	2,482	53	603	562	41	84	84	...
69 Land in subunits not included in multiple units.....acres 1954...	255,140	249,747	5,393	173,715	170,817	2,898	65,161	62,895	2,266	9,213	9,198	15
70 1950...	369,525	360,747	8,778	263,229	259,147	4,082	83,005	79,505	3,500	7,456	7,382	74

Z Reported in small fractions. ¹Data for 1950 include reports for Clay, De Kalb, Jackson, Overton, Pickett, and Putnam Counties which were not included in the 1954 multiple-unit area. See text.

TENURE OF OPERATOR: CENSUSES OF 1954 AND 1950

Total, selected areas ¹ —Con.			Areas 1 and A														
Color and tenure of operator—Con.			All operators			Color and tenure of operator											
Tenants			Total	White	Non-white	Full owners			Part owners			Managers			Tenants		
Total	White	Non-white				Total	White	Non-white	Total	White	Non-white	Total	White	Non-white	Total	White	Non-white
1,161	988	173	5,066	4,492	574	2,556	2,348	208	1,649	1,456	193	35	33	2	826	655	171
1,192	1,198	224	5,353	4,774	579	3,055	2,825	230	1,301	1,170	131	40	38	2	957	741	216
3,163	2,738	425	16,137	14,655	1,482	7,748	7,221	527	5,814	5,288	526	196	188	8	2,379	1,958	421
3,753	3,206	547	16,696	15,236	1,460	9,188	8,625	563	4,590	4,228	362	213	209	4	2,705	2,174	531
1,142	970	172	4,828	4,258	570	2,336	2,131	205	1,642	1,449	193	35	33	2	815	645	170
1,416	1,192	224	5,011	4,438	573	2,732	2,508	224	1,289	1,158	131	39	37	2	951	735	216
2,021	1,768	253	11,309	10,397	912	5,412	5,090	322	4,172	3,839	333	161	155	6	1,564	1,313	251
2,337	2,014	323	11,685	10,798	887	6,456	6,117	339	3,301	3,070	231	174	174	2	1,754	1,439	315
292,835	269,539	23,296	1,407,796	1,320,786	87,010	616,965	589,169	27,796	545,636	510,215	35,421	51,144	50,443	701	194,051	170,959	23,092
309,859	278,717	31,142	1,287,833	1,206,499	81,334	681,817	651,763	30,054	373,114	352,281	20,833	37,093	36,769	324	195,809	165,686	30,123
253,839	234,150	19,689	1,162,658	1,090,705	71,953	490,303	468,061	22,242	460,292	430,652	29,640	47,576	46,997	579	164,487	144,995	19,492
263,095	238,307	24,788	1,011,686	948,789	62,897	517,349	494,251	23,098	299,868	284,317	15,551	33,136	32,836	300	161,333	137,385	23,948
38,996	35,389	3,607	245,138	230,081	15,057	126,662	121,108	5,554	85,344	79,563	5,781	3,568	3,446	122	29,564	25,964	3,600
46,764	40,410	6,354	276,147	257,710	18,437	164,468	157,512	6,956	73,246	67,964	5,282	3,957	3,933	24	34,476	28,301	6,175
140,029	129,896	10,133	590,466	556,930	33,536	221,661	212,001	9,660	249,008	235,538	13,470	13,179	12,850	329	106,618	96,541	10,077
141,971	128,273	13,698	548,224	512,922	35,302	262,055	249,735	12,320	175,975	166,425	9,550	10,285	10,160	125	99,909	86,602	13,307
1,043	879	164	4,595	4,048	547	2,268	2,073	195	1,547	1,359	188	31	29	2	749	587	162
1,306	1,095	211	4,861	4,320	541	2,754	2,527	217	1,195	1,077	118	37	35	2	875	671	204
2,137	1,814	323	10,539	9,428	1,111	5,006	4,630	376	3,806	3,399	407	102	94	8	1,625	1,305	320
2,582	2,163	419	11,039	9,929	1,110	6,138	5,703	435	2,928	2,667	261	129	126	3	1,844	1,433	411
38,942	35,273	3,669	161,953	149,931	12,022	63,807	60,407	3,400	65,384	60,577	4,807	4,287	4,120	167	28,475	24,827	3,648
42,572	38,340	4,232	145,059	134,254	10,805	72,614	68,832	3,782	43,509	40,559	2,950	2,796	2,763	33	26,140	22,100	4,040
595,987	559,910	36,077	2,473,182	2,343,319	129,863	931,828	893,659	38,169	1,061,946	1,011,109	50,837	76,430	71,245	5,185	402,978	367,306	35,672
1,085,343	1,015,071	70,272	3,471,691	3,292,032	179,659	1,729,045	1,666,309	62,736	1,066,664	1,016,365	50,299	83,578	82,723	855	592,404	526,635	65,769
962	789	173	5,000	4,431	569	2,496	2,292	204	1,645	1,453	192	35	33	2	824	653	171
1,101	879	222	5,180	4,607	573	2,935	2,709	226	1,270	1,140	130	40	38	2	935	720	215
2,532	2,116	416	14,031	12,642	1,389	6,283	5,823	460	5,313	4,806	507	166	158	8	2,269	1,855	414
2,673	2,159	514	13,939	12,585	1,354	7,468	6,962	506	3,899	3,559	340	171	167	4	2,401	1,897	504
39,695	34,930	4,765	203,299	188,548	14,751	78,038	74,004	4,034	85,597	79,728	5,869	2,884	2,790	94	36,780	32,026	4,754
48,112	41,210	6,902	229,797	212,785	17,012	107,888	102,513	5,375	73,530	68,754	4,776	3,191	3,117	74	45,188	38,401	6,787
35,982	32,003	3,979	179,454	167,866	11,588	66,943	63,975	2,968	75,826	71,255	4,571	2,781	2,703	78	33,904	29,933	3,971
37,244	33,269	3,975	182,949	172,571	10,378	84,474	81,134	3,340	60,652	57,558	3,094	2,551	2,522	29	35,272	31,357	3,915
209	208	1	5	5	...	5	5
275	273	2	10	9	1	5	5	...	4	3	1	1	1	...
362	361	1	9	9	...	9	9	...	7	6	1
431	429	2	14	13	1	6	6	1	1	...
801	800	1	18	18	...	18	18
1,029	1,026	3	48	46	2	18	18	...	28	26	2	2	2	...
958,549	958,449	100	22,200	22,200	...	22,200	22,200
1,279,046	1,276,446	2,600	46,837	44,737	2,100	20,596	20,596	...	22,441	20,341	2,100	3,800	3,800	...
1	1	...	4	2	2	3	2	1	1	1	1	41
...	4	3	1	3	2	1	1	42
1	1	...	4	2	2	3	2	1	1	43
...	6	3	3	5	2	3	1	1	44
4	4	...	19	3	16	18	3	15	1	45
...	15	1	14	15	1	14	(2)	46
4,480	4,480	...	5,100	3,150	1,950	4,900	3,150	1,750	200	...	200	47
...	24,690	690	24,000	24,540	540	24,000	150	...	150	48
849	686	163	3,720	3,191	529	1,875	1,684	191	1,237	1,062	175	27	25	2	581	420	161
1,251	1,044	207	4,495	3,963	532	2,509	2,299	210	1,117	996	121	36	34	2	833	634	199
2,933	2,304	629	15,470	13,382	2,088	7,779	7,048	731	5,323	4,602	721	236	225	11	2,132	1,507	625
5,548	4,560	988	23,483	20,839	2,644	12,816	11,769	1,047	6,421	5,798	623	325	310	15	3,921	2,962	959
3,360	2,919	441	19,154	17,506	1,648	9,519	8,918	601	6,711	6,110	601	396	387	9	2,528	2,091	437
4,159	3,581	578	21,347	19,627	1,720	12,168	11,476	692	5,786	5,326	460	364	357	7	3,029	2,468	561
299,886	276,376	23,510	1,566,280	1,474,236	92,054	713,354	682,720	30,634	593,630	556,232	37,398	59,687	58,971	716	199,619	176,313	23,306
325,694	293,430	32,264	1,523,209	1,433,982	89,617	835,796	802,037	33,759	434,266	410,046	24,220	43,785	43,387	398	209,362	178,122	31,240
...	1,084,181	1,036,807	47,324	713,354	682,720	30,634	319,928	303,243	16,685	50,849	50,844	5	57
...	1,118,274	1,072,609	45,665	835,796	802,037	33,759	244,578	232,672	11,906	37,900	37,900	58
299,886	276,376	23,510	482,159	437,429	44,730	273,702	252,989	20,713	8,838	8,127	711	199,619	176,313	23,306
325,694	293,430	32,264	404,935	360,983	43,952	189,688	177,374	12,314	5,885	5,487	398	209,362	178,122	31,240
106	91	15	1,248	1,143	105	751	706	45	399	355	44	23	22	1	75	60	15
210	187	23	1,734	1,586	148	1,121	1,044	77	436	389	47	20	20	2	155	133	22
197	181	16	3,017	2,851	166	1,771	1,697	74	897	822	75	22	19	1	149	133	16
406	375	31	4,651	4,391	260	2,980	2,851	129	1,196	1,098	98	151	148	3	324	294	30
154	144	10	2,437	2,309	128	1,448	1,383	65	170	166	52	155	154	1	114	104	10
285	268	17	3,143	2,983	160	2,024	1,940	84	815	758	57	71	68	3	233	217	16
43	37	6	580	542	38	323	314	9	177	154	23	45	45	...	35	29	6
121	107	14	1,508	1,408	100	956	911	45	381	340	41	80	80	...	91	77	14
7,051	6,837	214	158,494	153,450	5,044	96,389	93,551	2,838	47,994	46,017	1,977	8,543	8,528	15	5,568	5,354	214
15,835	14,713	1,122	235,376	227,093	8,283	153,979	150,274	3,705	61,152	57,765	3,387	6,692	6,618	74	13,553	12,436	1,117

MULTIPLE-UNIT OPERATIONS

Economic Area Table 2.—MULTIPLE-UNIT OPERATIONS, BY COLOR AND

Item (For definitions and explanations, see text)		Area 2											
		All operators			Color and tenure of operator								
		Total	White	Non-white	Full owners			Part owners			Managers		
					Total	White	Non-white	Total	White	Non-white	Total	White	Non-white
1	Multiple-unit operations.....number	1,182	1,161	21	822	809	13	311	304	7	2	2	...
2	1950...	1,018	992	26	740	728	12	212	202	10	3	3	...
3	Subunits in multiple-unit operations.....total number	2,716	2,672	44	1,852	1,825	27	744	729	15	5	5	...
4	1950...	2,310	2,256	54	1,692	1,667	25	476	455	21	8	8	...
5	Home farms.....number	1,147	1,127	20	790	778	12	308	301	7	2	2	...
6	1950...	988	962	26	710	698	12	212	202	10	3	3	...
7	Cropper farms.....number	1,569	1,545	24	1,062	1,047	15	436	428	8	3	3	...
8	1950...	1,322	1,294	28	982	969	13	264	253	11	5	5	...
9	Land in multiple-unit operations...total acres	283,832	281,093	2,739	182,539	181,292	1,247	87,756	86,431	1,325	805	805	...
10	1950...	236,202	232,072	4,130	171,427	169,397	2,030	50,455	48,743	1,712	1,827	1,827	...
11	Home farms.....acres	231,413	229,186	2,227	145,201	144,223	978	74,627	73,540	1,087	692	692	...
12	1950...	192,209	188,664	3,545	137,153	135,380	1,773	42,999	41,540	1,459	1,301	1,301	...
13	Cropper farms.....acres	52,419	51,907	512	37,338	37,069	269	13,129	12,891	238	113	113	...
14	1950...	43,993	43,408	585	34,274	34,017	257	7,456	7,203	253	526	526	...
15	Cropland harvested.....total acres	86,067	85,172	895	50,681	50,318	363	30,769	30,284	485	240	240	...
16	1949...	73,497	72,188	1,309	50,672	50,154	518	17,628	17,021	607	647	647	...
17	Corn harvested for grain.....multiple units reporting	1,109	1,088	21	756	743	13	305	298	7	2	2	...
18	1949...	942	917	25	681	669	12	199	189	10	3	3	...
19	subunits reporting	1,958	1,922	36	1,261	1,240	21	600	587	13	3	3	...
20	1949...	1,636	1,597	39	1,181	1,162	19	352	335	17	7	7	...
21	acres	39,412	38,974	438	23,367	23,191	176	14,221	13,975	246	63	63	...
22	1949...	28,438	27,959	479	18,758	18,555	203	7,505	7,288	217	339	339	...
23	bushels	751,217	744,852	6,365	457,960	456,195	1,765	257,622	253,322	4,300	900	900	...
24	1949...	708,883	700,998	7,885	472,009	468,864	3,145	186,644	182,584	4,060	8,877	8,877	...
25	Cotton harvested.....multiple units reporting	1,078	1,057	21	735	722	13	297	290	7	2	2	...
26	1949...	877	855	22	628	618	10	189	181	8	2	2	...
27	subunits reporting	1,879	1,844	35	1,173	1,153	20	604	590	14	4	4	...
28	1949...	1,553	1,509	44	1,108	1,087	21	332	315	17	5	5	...
29	acres	19,029	18,728	301	10,439	10,342	97	7,076	6,882	194	35	35	...
30	1949...	19,527	18,966	561	13,735	13,485	250	4,211	3,990	221	123	123	...
31	bales	14,657	14,483	174	8,285	8,234	51	5,137	5,022	115	29	29	...
32	1949...	12,976	12,705	271	9,143	9,033	110	2,737	2,625	112	82	82	...
33	Tobacco harvested.....multiple units reporting	112	111	1	86	85	1	23	23
34	1949...	124	121	3	98	96	2	22	21	1	1	1	...
35	subunits reporting	140	139	1	104	103	1	32	32
36	1949...	169	166	3	134	132	2	31	30	1	1	1	...
37	acres	341	340	1	257	256	1	78	78
38	1949...	394	390	4	325	322	3	59	58	1	3	3	...
39	pounds	397,820	396,520	1,300	293,310	292,010	1,300	94,710	94,710
40	1949...	475,019	471,321	3,698	402,123	399,525	2,598	61,005	59,905	1,100	2,400	2,400	...
41	Peanuts harvested for picking or threshing.....multiple units reporting	7	7	...	5	5	...	2	2
42	1949...	6	6	...	2	2	...	4	4
43	subunits reporting	8	8	...	6	6	...	2	2
44	1949...	6	6	...	2	2	...	4	4
45	acres	20	20	...	11	11	...	9	9
46	1949...	19	19	...	8	8	...	11	11
47	pounds	18,180	18,180	...	7,680	7,680	...	10,500	10,500
48	1949...	9,452	9,452	...	4,100	4,100	...	5,352	5,352
49	Horses and/or mules....multiple units reporting	822	804	18	557	546	11	226	220	6	1	1	...
50	1950...	884	860	24	635	623	12	191	183	8	2	2	...
51	number	2,097	2,037	40	1,389	1,364	25	593	580	13	2	2	...
52	1950...	2,918	2,840	78	2,120	2,081	39	612	584	28	7	7	...
53	Landlord-tenant operations containing multiple units:												
54	All subunits including home farm.....number	3,165	3,118	47	2,216	2,188	28	815	798	17	6	6	...
55	1950...	2,862	2,802	60	2,144	2,117	27	568	544	24	8	8	...
56	Land in all subunits including home farm.....acres	303,512	300,680	2,832	198,095	196,833	1,262	91,610	90,207	1,403	915	915	...
57	1950...	259,810	255,493	4,317	190,359	188,260	2,099	54,929	53,104	1,825	1,827	1,827	...
58	Owned by operator of multiple unit..acres	265,849	263,735	2,114	198,095	196,833	1,262	66,839	65,987	852	915	915	...
59	1950...	229,217	226,031	3,186	190,359	188,260	2,099	38,230	37,143	1,087	628	628	...
60	Rented by operator of multiple unit.....acres	37,663	36,945	718	24,771	24,220	551
61	1950...	30,593	29,462	1,131	16,699	15,961	738	1,199	1,199	...
62	Subunits not included in multiple units.....operators reporting	291	288	3	224	223	1	56	54	2	1	1	...
63	1950...	284	279	5	222	220	2	55	53	2
64	number	449	446	3	364	363	1	71	69	2	1	1	...
65	1950...	552	546	6	452	450	2	92	89	3
66	Share tenants.....number	384	383	1	310	309	1	63	63	...	1	1	...
67	1950...	336	330	6	268	266	2	61	58	3
68	Other tenants, not croppers nor share tenants.....number	65	63	2	54	54	...	8	6	2
69	1950...	216	216	...	184	184	...	31	31
70	Land in subunits not included in multiple units.....acres	19,680	19,587	93	15,556	15,541	15	3,854	3,776	78	110	110	...
71	1950...	23,608	23,421	187	18,932	18,863	69	4,474	4,361	113

TENURE OF OPERATOR: CENSUSES OF 1954 AND 1950—Continued

Area 2—Continued			Area 3														
Color and tenure of operator—Con.			All operators			Color and tenure of operator											
Tenants			Total	White	Non-white	Full owners			Part owners			Managers			Tenants		
Total	White	Non-white				Total	White	Non-white	Total	White	Non-white	Total	White	Non-white	Total	White	Non-white
47	46	1	483	481	2	358	356	2	111	111	14	14	...	1
63	59	4	568	564	4	439	436	3	105	104	1	2	2	22	22	...	2
115	113	2	1,113	1,109	4	813	809	4	265	265	35	35	...	3
134	126	8	1,309	1,299	10	1,002	995	7	253	250	3	7	7	47	47	...	4
47	46	1	475	473	2	350	348	2	111	111	14	14	...	5
63	59	4	558	554	4	429	426	3	105	104	1	2	2	22	22	...	6
68	67	1	638	636	2	463	461	2	154	154	21	21	...	7
71	67	4	751	745	6	573	569	4	148	146	2	5	5	25	25	...	8
12,732	12,565	167	175,919	175,626	293	122,359	122,066	293	49,573	49,573	3,987	3,987	...	9
12,493	12,105	388	182,328	181,994	334	137,700	137,421	279	35,016	34,961	55	2,844	2,844	6,768	6,768	...	10
10,893	10,731	162	158,577	158,319	258	109,630	109,372	258	45,313	45,313	3,634	3,634	...	11
10,756	10,443	313	157,141	156,878	263	116,600	116,372	228	31,542	31,507	35	2,709	2,709	6,290	6,290	...	12
1,839	1,834	5	17,342	17,307	35	12,729	12,694	35	4,260	4,260	353	353	...	13
1,737	1,662	75	25,187	25,116	71	21,100	21,049	51	3,474	3,454	20	135	135	478	478	...	14
4,377	4,330	47	33,708	33,639	69	20,520	20,451	69	12,094	12,094	1,094	1,094	...	15
4,550	4,366	184	37,627	37,500	127	26,279	26,192	87	9,302	9,262	40	438	438	1,608	1,608	...	16
46	45	1	452	450	2	328	326	2	110	110	14	14	...	17
59	56	3	538	534	4	413	410	3	102	101	1	2	2	21	21	...	18
94	92	2	797	794	3	553	550	3	220	220	24	24	...	19
96	93	3	946	937	9	700	694	6	203	200	3	6	6	37	37	...	20
1,761	1,745	16	16,497	16,454	43	10,715	10,672	43	5,163	5,163	619	619	...	21
1,836	1,777	59	18,699	18,628	71	13,116	13,063	53	4,480	4,462	18	254	254	849	849	...	22
34,735	34,435	300	301,985	301,510	475	199,301	198,826	475	94,713	94,713	7,971	7,971	...	23
41,353	40,673	680	491,738	490,158	1,580	356,619	355,489	1,130	113,629	113,179	450	4,875	4,875	16,615	16,615	...	24
44	43	1	181	180	1	113	112	1	62	62	6	6	...	25
58	54	4	215	215	...	158	158	...	47	47	...	2	2	8	8	...	26
98	97	1	337	335	2	191	189	2	128	128	18	18	...	27
108	102	6	378	378	...	270	270	...	86	86	...	6	6	16	16	...	28
1,479	1,469	10	3,279	3,271	8	1,445	1,437	8	1,653	1,653	181	181	...	29
1,458	1,368	90	4,875	4,875	...	3,085	3,085	...	1,502	1,502	...	88	88	200	200	...	30
1,206	1,198	8	1,916	1,912	4	830	826	4	966	966	120	120	...	31
1,014	965	49	2,367	2,367	...	1,454	1,454	...	781	781	...	65	65	67	67	...	32
3	3	...	234	233	1	179	178	1	48	48	7	7	...	33
3	3	...	271	267	4	206	203	3	53	52	1	1	1	11	11	...	34
4	4	...	361	360	1	261	260	1	89	89	11	11	...	35
3	3	...	439	432	7	323	319	4	96	93	3	1	1	19	19	...	36
6	6	...	1,088	1,083	5	788	783	5	274	274	26	26	...	37
7	7	...	1,377	1,363	14	1,003	995	8	318	312	6	1	1	55	55	...	38
9,800	9,800	...	1,246,579	1,238,989	7,590	911,759	904,169	7,590	318,130	318,130	16,690	16,690	...	39
9,491	9,491	...	1,726,176	1,710,358	15,818	1,275,988	1,266,688	9,300	388,156	381,638	6,518	900	900	61,132	61,132	...	40
...	5	5	...	4	4	1	1	...	41
...	12	12	...	12	12	42
...	6	6	...	5	5	1	1	...	43
...	12	12	...	12	12	44
...	21	21	...	17	17	4	4	...	45
...	49	49	...	49	49	46
...	16,427	16,427	...	11,947	11,947	4,480	4,480	...	47
...	46,824	46,824	...	46,824	46,824	48
38	37	1	372	371	1	276	275	1	85	85	11	11	...	49
56	52	4	499	495	4	380	377	3	98	97	1	2	2	19	19	...	50
113	111	2	1,041	1,039	2	750	748	2	264	264	27	27	...	51
179	168	11	1,726	1,717	9	1,297	1,291	6	351	348	3	16	16	62	62	...	52
128	126	2	1,271	1,267	4	949	945	4	287	287	35	35	...	53
142	133	9	1,545	1,534	11	1,190	1,182	8	296	293	3	7	7	52	52	...	54
12,892	12,725	167	184,264	183,971	293	129,492	129,199	293	50,785	50,785	3,987	3,987	...	55
12,695	12,302	393	192,248	191,909	339	145,943	145,659	284	36,502	36,447	55	2,844	2,844	6,959	6,959	...	56
...	166,201	165,908	293	129,492	129,199	293	36,709	36,709	57
...	171,573	171,253	320	145,943	145,659	284	22,786	22,750	36	2,844	2,844	58
12,892	12,725	167	18,063	18,063	14,076	14,076	3,987	3,987	...	59
12,695	12,302	393	20,675	20,656	19	13,716	13,697	19	6,959	6,959	...	60
10	10	...	101	101	...	86	86	...	15	15	61
7	6	1	152	151	1	123	122	1	27	27	2	2	...	62
13	13	...	158	158	...	136	136	...	22	22	63
8	7	1	236	235	1	188	187	1	43	43	5	5	...	64
10	10	...	123	123	...	107	107	...	16	16	65
7	6	1	125	125	...	99	99	...	21	21	5	5	...	66
3	3	...	35	35	...	29	29	...	6	6	67
1	1	...	111	110	1	89	88	1	22	22	68
160	160	...	8,345	8,345	...	7,133	7,133	...	1,212	1,212	69
202	197	5	9,920	9,915	5	8,243	8,238	5	1,486	1,486	191	191	...	70

MULTIPLE-UNIT OPERATIONS

Economic Area Table 2.—MULTIPLE-UNIT OPERATIONS, BY COLOR AND

Item (For definitions and explanations, see text)		Area 4											
		All operators			Color and tenure of operator								
		Total	White	Non-white	Full owners			Part owners			Managers		
					Total	White	Non-white	Total	White	Non-white	Total	White	Non-white
1	Multiple-unit operations.....number	1,301	1,276	25	973	955	18	291	284	7	7	7	...
2	1950...	1,396	1,365	31	1,086	1,061	25	227	221	6	15	15	...
3	Subunits in multiple-unit												
4	operations.....total number	3,137	3,085	52	2,315	2,277	38	724	710	14	26	26	...
5	1950...	3,304	3,232	72	2,551	2,491	60	543	531	12	53	53	...
6	Home farms.....number	1,245	1,222	23	930	914	16	288	281	7	5	5	...
7	1950...	1,371	1,340	31	1,061	1,036	25	227	221	6	15	15	...
8	Cropper farms.....number	1,892	1,863	29	1,385	1,363	22	436	429	7	21	21	...
9	1950...	1,933	1,892	41	1,490	1,455	35	316	310	6	38	38	...
10	Land in multiple-unit operations...total acres	291,096	288,215	2,881	199,500	197,570	1,930	76,988	76,037	951	6,046	6,046	...
11	1950...	310,773	305,571	5,202	227,500	222,925	4,575	56,087	55,460	627	9,781	9,781	...
12	Home farms.....acres	248,978	246,531	2,447	165,853	164,260	1,593	69,320	68,466	854	5,848	5,848	...
13	1950...	260,618	256,576	4,042	186,294	182,765	3,529	49,384	48,871	513	9,120	9,120	...
14	Cropper farms.....acres	42,118	41,684	434	33,647	33,310	337	7,668	7,571	97	198	198	...
15	1950...	50,155	48,995	1,160	41,206	40,160	1,046	6,703	6,589	114	661	661	...
16	Cropland harvested.....total acres	97,241	96,427	814	64,859	64,316	543	27,761	27,490	271	1,842	1,842	...
17	1949...	112,881	111,487	1,394	80,620	79,494	1,126	22,159	21,891	268	3,335	3,335	...
18	Corn harvested for												
19	grain.....multiple units reporting	1,163	1,141	22	849	834	15	280	273	7	7	7	...
20	1949...	1,263	1,235	28	969	947	22	216	210	6	15	15	...
21	subunits reporting	2,036	2,000	36	1,425	1,401	24	548	536	12	14	14	...
22	1949...	2,171	2,118	53	1,650	1,607	43	373	363	10	42	42	...
23	acres	34,415	33,984	431	22,071	21,789	282	10,791	10,642	149	529	529	...
24	1949...	39,927	39,245	682	28,328	27,786	542	8,127	7,987	140	964	964	...
25	bushels	798,805	791,120	7,685	516,028	511,243	4,785	250,654	247,754	2,900	11,265	11,265	...
26	1949...	1,395,728	1,380,938	14,790	976,493	965,008	11,485	292,940	289,635	3,305	36,165	36,165	...
27	Cotton harvested.....multiple units reporting
28	1949...
29	subunits reporting
30	1949...
31	acres
32	1949...
33	bales
34	1949...
35	Tobacco harvested.....multiple units reporting	1,282	1,257	25	955	937	18	290	283	7	7	7	...
36	1949...	1,349	1,318	31	1,047	1,022	25	221	215	6	15	15	...
37	subunits reporting	2,435	2,395	40	1,720	1,692	28	628	616	12	23	23	...
38	1949...	2,290	2,236	54	1,754	1,710	44	383	373	10	43	43	...
39	acres	8,824	8,688	136	5,910	5,817	93	2,501	2,458	43	122	122	...
40	1949...	9,336	9,172	164	6,826	6,699	127	1,782	1,745	37	259	259	...
41	pounds	11,490,108	11,328,156	161,952	7,702,236	7,595,334	106,902	3,280,858	3,225,808	55,050	146,100	146,100	...
42	1949...	12,806,157	12,626,096	180,061	9,450,459	9,306,669	143,790	2,431,038	2,394,767	36,271	305,214	305,214	...
43	Peanuts harvested for picking or												
44	threshing.....multiple units reporting
45	1949...
46	subunits reporting
47	1949...
48	acres
49	1949...
50	pounds
51	1949...
52	Horses and/or mules....multiple units reporting	1,028	1,007	21	746	732	14	250	243	7	7	7	...
53	1950...	1,202	1,177	25	923	904	19	204	198	6	15	15	...
54	number	2,753	2,710	43	1,989	1,962	27	678	662	16	21	21	...
55	1950...	4,101	4,030	71	3,072	3,020	52	721	702	19	84	84	...
56	Landlord-tenant operations containing multiple units:												
57	All subunits including home farm.....number	3,388	3,333	55	2,520	2,480	40	767	752	15	28	28	...
58	1950...	3,635	3,560	75	2,818	2,755	63	587	575	12	55	55	...
59	Land in all subunits including												
60	home farm.....acres	301,602	298,696	2,906	208,413	206,479	1,934	78,557	77,585	972	6,059	6,059	...
61	1950...	328,158	322,904	5,254	241,908	237,281	4,627	58,408	57,781	627	10,158	10,158	...
62	Owned by operator of multiple unit..acres	270,141	267,546	2,595	208,413	206,479	1,934	56,381	55,720	661	5,347	5,347	...
63	1950...	287,759	282,706	5,053	241,908	237,281	4,627	37,736	37,310	426	8,115	8,115	...
64	Rented by operator of multiple												
65	unit.....acres	31,461	31,150	311	22,176	21,865	311	712	712	...
66	1950...	40,399	40,198	201	20,672	20,471	201	2,043	2,043	...
67	Subunits not included in multiple												
68	units.....operators reporting	186	183	3	150	148	2	33	32	1	2	2	...
69	1950...	225	222	3	177	174	3	36	36	...	2	2	...
70	number	251	248	3	205	203	2	43	42	1	2	2	...
71	1950...	331	328	3	267	264	3	44	44	...	2	2	...
72	Share tenants.....number	199	196	3	158	156	2	38	37	1	2	2	...
73	1950...	138	138	...	109	109	...	17	17	...	1	1	...
74	Other tenants, not croppers												
75	nor share tenants.....number	52	52	...	47	47	...	5	5
76	1950...	193	190	3	158	155	3	27	27	...	1	1	...
77	Land in subunits not included												
78	in multiple units.....acres	10,506	10,481	25	8,913	8,909	4	1,569	1,548	21	13	13	...
79	1950...	17,385	17,333	52	14,408	14,356	52	2,321	2,321	...	377	377	...

TENURE OF OPERATOR: CENSUSES OF 1954 AND 1950—Continued

Area 4—Continued			Areas 5 and B															
Color and tenure of operator—Con.			Color and tenure of operator															
Tenants			All operators			Full owners			Part owners			Managers			Tenants			
Total	White	Non-white	Total	White	Non-white	Total	White	Non-white	Total	White	Non-white	Total	White	Non-white	Total	White	Non-white	
30	30	...	2,831	2,780	51	2,075	2,041	34	569	553	16	12	12	...	175	174	1	1
68	68	...	2,971	2,912	59	2,229	2,188	41	502	488	14	11	11	...	229	225	4	2
72	72	...	6,437	6,326	111	4,640	4,565	75	1,344	1,310	34	49	49	...	404	402	2	3
157	157	...	6,874	6,750	124	5,086	5,000	86	1,222	1,192	30	40	40	...	526	518	8	4
22	22	...	2,767	2,716	51	2,014	1,980	34	566	550	16	12	12	...	175	174	1	5
68	68	...	2,921	2,866	55	2,179	2,142	37	502	488	14	11	11	...	229	225	4	6
50	50	...	3,670	3,610	60	2,626	2,585	41	778	760	18	37	37	...	229	228	1	7
89	89	...	3,953	3,884	69	2,907	2,858	49	720	704	16	29	29	...	297	293	4	8
8,562	8,562	...	680,222	672,731	7,491	448,250	443,431	4,819	166,814	164,179	2,635	9,232	9,292	...	55,866	55,829	37	9
17,405	17,405	...	687,605	680,065	7,540	474,141	468,904	5,237	149,235	147,563	1,672	5,440	5,440	...	58,789	58,158	631	10
7,957	7,957	...	571,502	565,406	6,096	369,170	365,439	3,731	143,961	141,631	2,330	7,853	7,853	...	50,518	50,483	35	11
15,820	15,820	...	560,915	555,866	5,049	375,985	372,767	3,218	127,753	126,449	1,304	4,560	4,560	...	52,617	52,090	527	12
605	605	...	108,720	107,325	1,395	79,080	77,992	1,088	22,853	22,548	305	1,439	1,439	...	5,348	5,346	2	13
1,585	1,585	...	126,690	124,199	2,491	98,156	96,137	2,019	21,482	21,114	368	880	880	...	6,172	6,068	104	14
2,779	2,779	...	208,200	205,328	2,872	126,416	124,563	1,853	59,272	58,262	1,010	2,108	2,108	...	20,404	20,395	9	15
6,767	6,767	...	224,722	222,045	2,677	147,034	145,298	1,736	52,633	51,899	734	1,654	1,654	...	23,401	23,194	207	16
27	27	...	2,234	2,191	43	1,589	1,561	28	487	473	14	10	10	...	148	147	1	17
63	63	...	2,653	2,601	52	1,963	1,926	37	468	457	11	10	10	...	212	208	4	18
49	49	...	3,383	3,316	67	2,267	2,223	44	833	811	22	33	33	...	250	249	1	19
106	106	...	4,362	4,285	77	3,117	3,066	51	852	831	21	21	21	...	372	367	5	20
1,024	1,024	...	62,273	61,063	1,210	38,208	37,540	668	17,737	17,200	537	548	548	...	5,780	5,775	5	21
2,508	2,508	...	85,291	83,996	1,295	56,755	55,949	806	18,282	18,226	356	586	586	...	9,368	9,235	133	22
20,858	20,858	...	1,021,656	1,006,906	14,750	627,314	618,514	8,800	295,103	289,258	5,845	10,210	10,210	...	89,029	88,924	105	23
90,130	90,130	...	2,709,751	2,677,086	32,665	1,826,814	1,807,272	19,542	588,388	579,088	9,300	20,350	20,350	...	274,199	270,376	3,823	24
...	936	903	33	625	603	22	233	223	10	2	2	...	76	75	1	25
...	866	838	28	582	565	17	189	181	8	2	2	...	93	90	3	26
...	1,440	1,389	51	912	879	33	400	383	17	4	4	...	124	123	1	27
...	1,384	1,343	41	915	889	26	327	316	11	2	2	...	140	136	4	28
...	10,653	10,353	300	6,289	6,093	196	3,279	3,176	103	28	28	...	1,057	1,056	1	29
...	12,794	12,432	362	7,820	7,625	195	3,725	3,583	142	27	27	...	1,222	1,197	25	30
...	6,044	5,914	130	3,551	3,459	92	1,860	1,822	38	24	24	...	609	609	...	31
...	9,007	8,822	185	5,409	5,312	97	2,733	2,656	77	16	16	...	849	838	11	32
30	30	...	1,897	1,872	25	1,413	1,399	14	360	350	10	11	11	...	113	112	1	33
66	66	...	1,775	1,741	34	1,347	1,323	24	294	286	8	8	8	...	126	124	2	34
64	64	...	2,737	2,706	31	1,918	1,903	15	603	598	5	34	34	...	182	181	1	35
110	110	...	2,661	2,620	41	1,948	1,920	28	499	488	11	25	25	...	189	187	2	36
291	291	...	4,236	4,205	31	2,754	2,738	16	1,049	1,035	14	107	107	...	326	325	1	37
469	469	...	4,295	4,247	48	2,996	2,964	32	902	889	13	51	51	...	346	343	3	38
360,914	360,914	...	4,696,279	4,667,955	28,724	3,037,209	3,022,870	14,339	1,216,339	1,202,054	14,285	121,312	121,312	...	321,419	321,319	100	39
619,446	619,446	...	5,025,462	4,980,675	44,787	3,525,049	3,494,115	30,934	1,049,847	1,038,594	11,253	59,768	59,768	...	390,798	388,198	2,600	40
...	3	2	1	2	2	...	1	...	1	41
...	42
...	3	2	1	2	2	...	1	...	1	43
...	44
...	5	3	2	3	3	...	2	...	2	45
...	46
...	4,300	2,300	2,000	2,300	2,300	...	2,000	...	2,000	47
...	48
25	25	...	2,329	2,287	42	1,687	1,659	28	483	470	13	11	11	...	148	147	1	49
60	60	...	2,575	2,522	53	1,900	1,863	37	452	440	12	11	11	...	212	208	4	50
65	65	...	7,770	7,635	135	5,424	5,329	95	1,776	1,738	38	80	80	...	490	488	2	51
224	224	...	11,130	10,922	208	7,976	7,823	153	2,145	2,108	37	84	84	...	925	907	18	52
73	73	...	7,163	7,042	121	5,248	5,170	78	1,436	1,395	41	51	51	...	428	426	2	53
175	175	...	7,805	7,675	130	5,847	5,755	92	1,350	1,320	30	43	43	...	565	557	8	54
8,573	8,573	...	717,825	710,107	7,718	476,235	471,379	4,856	175,201	172,376	2,825	9,486	9,486	...	56,903	56,866	37	55
17,684	17,684	...	735,268	727,477	7,791	513,280	507,792	5,488	156,431	154,759	1,672	5,458	5,458	...	60,099	59,468	631	56
...	599,174	591,933	7,241	476,235	471,379	4,856	117,647	115,262	2,385	5,292	5,292	57
...	617,315	610,703	6,612	513,280	507,792	5,488	102,338	101,214	1,124	1,697	1,697	58
8,573	8,573	...	118,651	118,174	477	57,554	57,114	440	4,194	4,194	...	56,903	56,866	37	59
17,684	17,684	...	117,953	116,774	1,179	54,093	53,545	548	3,761	3,761	...	60,099	59,468	631	60
1	1	...	512	506	6	420	418	2	76	72	4	1	1	...	15	15	...	61
10	10	...	649	643	6	524	518	6	94	94	...	3	3	...	28	28	...	62
1	1	...	726	716	10	608	605	3	92	85	7	2	2	...	24	24	...	63
18	18	...	931	925	6	761	755	6	128	128	...	3	3	...	39	39	...	64
1	1	...	594	588	6	503	500	3	70	67	3	2	2	...	19	19	...	65
11	11	...	468	466	2	374	372	2	56	56	...	2	2	...	26	26	...	66
...	132	128	4	105	105	...	22	18	4	5	5	...	67
7	7	...	463	459	4	387	383	4	62	62	...	1	1	...	13	13	...	68
11	11	...	37,603	37,376	227	27,985	27,948	37	8,387	8,197	190	194	194	...	1,037	1,037	...	69
279	279	...	47,663	47,412	251	39,139	38,888	251	7,196	7,196	...	18	18	...	1,310	1,310	...	70

MULTIPLE-UNIT OPERATIONS

Economic Area Table 2.—MULTIPLE-UNIT OPERATIONS, BY COLOR AND

Item (For definitions and explanations, see text)	Area 6 (part) ¹											
	All operators			Color and tenure of operator								
	Total	White	Non-white	Full owners			Part owners			Managers		
				Total	White	Non-white	Total	White	Non-white	Total	White	Non-white
1 Multiple-unit operations.....number 1954...	554	553	1	406	405	1	129	129	...	3	3	...
2 1950...	1,272	1,268	4	1,090	1,086	4	155	155	...	1	1	...
3 Subunits in multiple-unit operations.....total number 1954...	1,238	1,236	2	911	909	2	283	283	...	6	6	...
4 1950...	2,817	2,809	8	2,414	2,406	8	345	345	...	2	2	...
5 Home farms.....number 1954...	542	541	1	396	395	1	127	127	...	3	3	...
6 1950...	1,252	1,248	4	1,070	1,066	4	155	155	...	1	1	...
7 Cropper farms.....number 1954...	696	695	1	515	514	1	156	156	...	3	3	...
8 1950...	1,565	1,561	4	1,344	1,340	4	190	190	...	1	1	...
9 Land in multiple-unit operations...total acres 1954...	119,251	119,091	160	82,896	82,736	160	32,530	32,530	...	356	356	...
10 1950...	248,947	248,668	279	209,050	208,771	279	34,924	34,924	...	86	86	...
11 Home farms.....acres 1954...	97,664	97,542	122	67,309	67,187	122	27,108	27,108	...	249	249	...
12 1950...	201,899	201,676	223	168,699	168,476	223	28,943	28,943	...	6	6	...
13 Cropper farms.....acres 1954...	21,587	21,549	38	15,587	15,549	38	5,422	5,422	...	107	107	...
14 1950...	47,048	46,992	56	40,351	40,295	56	5,981	5,981	...	80	80	...
15 Cropland harvested.....total acres 1954...	38,347	38,320	27	23,671	23,644	27	13,061	13,061	...	97	97	...
16 1949...	70,135	70,035	100	56,485	56,385	100	12,064	12,064
17 Corn harvested for grain.....multiple units reporting 1954...	515	514	1	373	372	1	125	125	...	3	3	...
18 1949...	1,166	1,164	2	997	995	2	145	145
19 subunits reporting 1954...	855	854	1	613	612	1	217	217	...	3	3	...
20 1949...	1,838	1,834	4	1,577	1,573	4	223	223
21 acres 1954...	14,290	14,279	11	9,081	9,070	11	4,582	4,582	...	54	54	...
22 1949...	30,000	29,951	49	24,596	24,547	49	4,742	4,742
23 bushels 1954...	378,511	378,291	220	221,852	221,632	220	137,349	137,349	...	1,700	1,700	...
24 1949...	1,064,518	1,062,828	1,690	866,022	864,332	1,690	172,746	172,746
25 Cotton harvested.....multiple units reporting 1954...	186	185	1	107	106	1	67	67
26 1949...	155	154	1	117	116	1	31	31
27 subunits reporting 1954...	278	277	1	151	150	1	104	104
28 1949...	234	232	2	176	174	2	50	50
29 acres 1954...	2,155	2,143	12	1,019	1,007	12	938	938
30 1949...	1,996	1,989	7	1,475	1,468	7	477	477
31 bales 1954...	1,729	1,724	5	799	794	5	787	787
32 1949...	1,636	1,630	6	1,199	1,193	6	395	395
33 Tobacco harvested.....multiple units reporting 1954...	317	316	1	252	251	1	58	58	...	2	2	...
34 1949...	808	807	1	707	706	1	87	87
35 subunits reporting 1954...	522	521	1	412	411	1	99	99	...	3	3	...
36 1949...	1,134	1,133	1	998	997	1	117	117
37 acres 1954...	686	685	1	555	554	1	120	120	...	4	4	...
38 1949...	1,352	1,351	1	1,195	1,194	1	139	139
39 pounds 1954...	1,038,952	1,037,952	1,000	827,837	826,837	1,000	193,031	193,031	...	6,344	6,344	...
40 1949...	1,582,289	1,581,475	814	1,384,396	1,383,582	814	178,317	178,317
41 Peanuts harvested for picking or threshing.....multiple units reporting 1954...
42 1949...	1	1	...	1	1
43 subunits reporting 1954...
44 1949...	1	1	...	1	1
45 acres 1954...
46 1949...	2	2	...	2	2
47 pounds 1954...
48 1949...	2,000	2,000	...	2,000	2,000
49 Horses and/or mules....multiple units reporting 1954...	444	443	1	329	328	1	101	101	...	3	3	...
50 1950...	1,044	1,042	2	897	895	2	125	125
51 number 1954...	1,251	1,249	2	929	927	2	291	291	...	9	9	...
52 1950...	3,487	3,479	8	2,992	2,984	8	427	427
53 Landlord-tenant operations containing multiple units:												
54 All subunits including home farm.....number 1954...	1,371	1,369	2	1,026	1,024	2	299	299	...	8	8	...
55 1950...	3,281	3,273	8	2,821	2,813	8	393	393	...	4	4	...
56 Land in all subunits including home farm.....acres 1954...	123,031	122,871	160	86,241	86,081	160	32,963	32,963	...	358	358	...
57 1950...	265,133	264,854	279	223,339	223,060	279	36,303	36,303	...	409	409	...
58 Owned by operator of multiple unit.....acres 1954...	109,352	109,192	160	86,241	86,081	160	23,080	23,080	...	31	31	...
59 1950...	250,173	249,894	279	223,339	223,060	279	26,425	26,425	...	409	409	...
60 Rented by operator of multiple unit.....acres 1954...	13,679	13,679	9,883	9,883	...	327	327	...
61 1950...	14,960	14,960	9,878	9,878
62 Subunits not included in multiple units.....operators reporting 1954...	106	106	...	89	89	...	16	16	...	1	1	...
63 1950...	320	320	...	276	276	...	40	40	...	1	1	...
64 number 1954...	133	133	...	115	115	...	16	16	...	2	2	...
65 1950...	464	464	...	407	407	...	48	48	...	2	2	...
66 Share tenants.....number 1954...	104	104	...	92	92	...	10	10	...	2	2	...
67 1950...	218	218	...	192	192	...	22	22	...	2	2	...
68 Other tenants, not croppers nor share tenants.....number 1954...	29	29	...	23	23	...	6	6
69 1950...	246	246	...	215	215	...	26	26
70 Land in subunits not included in multiple units.....acres 1954...	3,780	3,780	...	3,345	3,345	...	433	433	...	2	2	...
71 1950...	16,186	16,186	...	14,289	14,289	...	1,379	1,379	...	323	323	...

¹Data for 1950 include reports for Clay, De Kalb, Jackson, Overton, Pickett, and Putnam Counties which were not included in the 1954 multiple-unit area. See text.

²Also includes Sevier County from Area 8a.

TENURE OF OPERATOR: CENSUSES OF 1954 AND 1950—Continued

Area 6 (part) ¹ —Continued			Area 8b ²															
Color and tenure of operator—Con.			Color and tenure of operator															
Tenants			All operators			Full owners			Part owners			Managers			Tenants			
Total	White	Non-white	Total	White	Non-white	Total	White	Non-white	Total	White	Non-white	Total	White	Non-white	Total	White	Non-white	
16	16	...	3,587	3,576	11	3,130	3,121	9	385	383	2	19	19	...	53	53	...	1
26	26	...	3,317	3,307	10	2,925	2,918	7	326	323	3	9	9	...	57	57	...	2
38	38	...	8,291	8,268	23	7,171	7,152	19	946	942	4	54	54	...	120	120	...	3
56	56	...	7,463	7,443	20	6,543	6,529	14	766	760	6	26	26	...	128	128	...	4
16	16	...	3,537	3,526	11	3,083	3,074	9	382	380	2	19	19	...	53	53	...	5
26	26	...	3,250	3,240	10	2,860	2,853	7	325	322	3	8	8	...	57	57	...	6
22	22	...	4,754	4,742	12	4,088	4,078	10	564	562	2	35	35	...	67	67	...	7
30	30	...	4,213	4,203	10	3,683	3,676	7	441	438	3	18	18	...	71	71	...	8
3,469	3,469	...	522,810	521,781	1,029	428,298	427,369	929	72,973	72,873	100	7,371	7,371	...	14,168	14,168	...	9
4,887	4,887	...	508,883	507,800	1,083	430,782	430,249	533	61,114	60,564	550	3,279	3,279	...	13,708	13,708	...	10
2,998	2,998	...	453,801	452,850	951	368,493	367,634	859	64,918	64,826	92	7,038	7,038	...	13,352	13,352	...	11
4,251	4,251	...	428,111	427,231	880	360,701	360,323	378	52,542	52,040	502	2,840	2,840	...	12,028	12,028	...	12
471	471	...	69,009	68,931	78	59,805	59,735	70	8,055	8,047	8	333	333	...	816	816	...	13
636	636	...	80,772	80,569	203	70,081	69,926	155	8,572	8,524	48	439	439	...	1,680	1,680	...	14
1,518	1,518	...	143,051	142,869	182	114,948	114,784	164	23,175	23,157	18	1,689	1,689	...	3,239	3,239	...	15
1,586	1,586	...	153,317	152,867	450	127,690	127,432	258	20,741	20,549	192	736	736	...	4,150	4,150	...	16
14	14	...	3,011	3,001	10	2,593	2,585	8	356	354	2	17	17	...	45	45	...	17
24	24	...	2,979	2,970	9	2,626	2,619	7	293	291	2	8	8	...	52	52	...	18
22	22	...	4,375	4,364	11	3,674	3,666	8	600	597	3	28	28	...	73	73	...	19
38	38	...	4,384	4,372	12	3,799	3,789	10	481	479	2	15	15	...	89	89	...	20
573	573	...	33,977	33,916	61	27,321	27,274	47	5,698	5,684	14	248	248	...	710	710	...	21
662	662	...	41,154	41,024	130	34,367	34,273	94	5,397	5,361	36	181	181	...	1,209	1,209	...	22
17,610	17,610	...	1,128,472	1,126,651	1,821	913,943	912,592	1,351	184,062	183,592	470	7,661	7,661	...	22,806	22,806	...	23
25,750	25,750	...	1,565,955	1,561,490	4,465	1,298,083	1,294,958	3,125	216,676	215,336	1,340	6,304	6,304	...	44,892	44,892	...	24
12	12	25
7	7	26
23	23	27
8	8	28
198	198	29
44	44	30
143	143	31
42	42	32
5	5	...	3,489	3,478	11	3,037	3,028	9	382	380	2	19	19	...	51	51	...	33
14	14	...	3,115	3,105	10	2,743	2,736	7	311	308	3	7	7	...	54	54	...	34
8	8	...	5,448	5,434	14	4,580	4,569	11	734	731	3	41	41	...	93	93	...	35
19	19	...	4,607	4,596	11	3,988	3,980	8	513	510	3	16	16	...	90	90	...	36
7	7	...	6,976	6,963	13	5,769	5,758	11	1,002	1,000	2	60	60	...	145	145	...	37
18	18	...	6,606	6,589	17	5,670	5,661	9	780	772	8	24	24	...	132	132	...	38
11,740	11,740	...	10,555,101	10,534,501	20,600	8,732,994	8,716,894	16,100	1,493,921	1,489,421	4,500	90,200	90,200	...	237,986	237,986	...	39
19,576	19,576	...	8,618,564	8,602,554	16,010	7,412,686	7,401,876	10,810	998,351	993,151	5,200	32,724	32,724	...	174,803	174,803	...	40
...	41
...	42
...	43
...	44
...	45
...	46
...	47
...	48
11	11	...	2,591	2,581	10	2,247	2,239	8	293	291	2	16	16	...	35	35	...	49
22	22	...	2,806	2,797	9	2,465	2,459	6	286	283	3	6	6	...	49	49	...	50
22	22	...	6,025	6,003	22	5,161	5,143	18	731	727	4	49	49	...	84	84	...	51
68	68	...	8,111	8,086	25	7,084	7,068	16	839	830	9	19	19	...	169	169	...	52
38	38	...	8,833	8,808	25	7,650	7,629	21	989	985	4	64	64	...	130	130	...	53
63	63	...	8,306	8,286	20	7,292	7,278	14	851	845	6	30	30	...	133	133	...	54
3,469	3,469	...	539,542	538,509	1,033	442,692	441,759	933	74,685	74,585	100	7,722	7,722	...	14,443	14,443	...	55
5,082	5,082	...	528,270	527,187	1,083	445,021	444,488	533	66,111	65,561	550	3,325	3,325	...	13,813	13,813	...	56
...	500,589	499,615	974	442,692	441,759	933	52,117	52,076	41	5,780	5,780	57
...	492,461	491,616	845	445,021	444,488	533	44,895	44,583	312	2,545	2,545	58
3,469	3,469	...	38,953	38,894	59	22,568	22,509	59	1,942	1,942	...	14,443	14,443	...	59
5,082	5,082	...	35,809	35,571	238	21,216	20,978	238	780	780	...	13,813	13,813	...	60
...	418	416	2	373	371	2	34	34	...	6	6	...	5	5	...	61
3	3	...	628	628	...	558	558	...	64	64	...	1	1	...	5	5	...	62
...	542	540	2	479	477	2	43	43	...	10	10	...	10	10	...	63
7	7	...	843	843	...	749	749	...	85	85	...	4	4	...	5	5	...	64
...	469	468	1	414	413	1	35	35	...	10	10	...	10	10	...	65
2	2	...	237	237	...	203	203	...	31	31	...	2	2	...	1	1	...	66
...	73	72	1	65	64	1	8	8	67
5	5	...	606	606	...	546	546	...	54	54	...	2	2	...	4	4	...	68
...	16,732	16,728	4	14,394	14,390	4	1,712	1,712	...	351	351	...	275	275	...	69
195	195	...	19,387	19,387	...	14,239	14,239	...	4,997	4,997	...	46	46	...	105	105	...	70

MULTIPLE-UNIT OPERATIONS

Economic Area Table 3.—MULTIPLE-UNIT OPERATIONS, BY TYPE OF FARM: CENSUSES OF 1954 AND 1950

Item (For definitions and explanations, see text)		Total, selected areas ¹							
		Total	Type of farm						
			Cotton	Tobacco	Peanut	Cotton and tobacco	Cotton and peanut	Tobacco and peanut	Cotton, tobacco, and peanut
1 Multiple-unit operations.....number 1954...	15,004	6,427	6,218	3	224	6	2,126
2 1950...	15,895	6,559	6,139	2	175	6	1	1	3,012
3 Subunits in multiple-unit operations.....total number 1954...	39,069	19,335	14,447	6	514	18	4,749
4 1950...	40,773	19,456	14,033	4	417	20	2	2	6,839
5 Home farms.....number 1954...	14,541	6,138	6,087	3	218	6	2,089
6 1950...	15,351	6,186	6,033	2	172	6	1	1	2,950
7 Cropper farms.....number 1954...	24,528	13,197	8,360	3	296	12	2,660
8 1950...	25,422	13,270	8,000	2	245	14	1	1	3,889
9 Land in multiple-unit operations.... total acres 1954...	3,480,926	1,661,271	1,123,284	176	47,650	1,605	646,940
10 1950...	3,462,571	1,531,012	1,118,803	535	40,402	1,472	80	113	770,154
11 Home farms.....acres 1954...	2,924,593	1,358,933	970,032	149	39,208	1,429	554,842
12 1950...	2,812,579	1,202,126	936,858	478	31,238	1,397	62	63	640,557
13 Cropper farms.....acres 1954...	556,333	302,338	153,252	27	8,442	176	92,098
14 1950...	649,992	328,886	181,945	57	9,164	275	18	50	129,597
15 Cropland harvested.....total acres 1954...	1,197,080	666,231	301,137	60	12,277	376	216,999
16 1949...	1,220,403	626,356	327,016	51	12,835	327	36	54	253,728
17 Corn harvested for grain.....multiple units reporting 1954...	13,079	5,874	5,182	2	199	6	1,816
18 1949...	14,402	6,080	5,571	1	167	6	1	1	2,575
19 subunits reporting 1954...	23,943	12,869	7,904	2	314	12	2,842
20 1949...	26,376	13,228	8,694	1	300	12	2	1	4,138
21 acres 1954...	362,817	198,346	94,262	34	5,107	192	64,876
22 1949...	388,568	177,574	117,497	20	5,546	151	10	15	87,755
23 bushels 1954...	6,853,828	3,097,042	2,347,204	550	89,983	3,425	1,315,624
24 1949...	11,408,264	4,284,700	4,078,987	200	159,249	3,195	200	450	2,881,283
25 Cotton harvested.....multiple units reporting 1954...	7,381	6,427	28	...	224	6	696
26 1949...	7,293	6,559	17	...	175	6	...	1	535
27 subunits reporting 1954...	17,965	16,621	34	...	317	12	981
28 1949...	17,488	16,447	18	...	276	13	...	1	733
29 acres 1954...	238,415	230,633	65	...	1,899	89	5,729
30 1949...	268,989	262,193	41	...	2,178	107	...	18	4,452
31 bales 1954...	203,800	198,239	67	...	1,170	57	4,267
32 1949...	208,935	203,713	40	...	1,416	52	...	20	3,694
33 Tobacco harvested.....multiple units reporting 1954...	7,336	44	6,218	...	224	850
34 1949...	7,452	43	6,139	...	175	...	1	1	1,093
35 subunits reporting 1954...	11,652	49	10,220	...	299	1,084
36 1949...	11,314	51	9,594	...	239	...	1	1	1,428
37 acres 1954...	22,169	28	20,739	...	365	1,037
38 1949...	23,408	21	21,460	...	373	...	1	1	1,552
39 pounds 1954...	29,447,039	26,622	27,697,687	...	374,141	1,348,589
40 1949...	30,280,504	29,968	27,733,399	...	477,195	...	1,500	550	2,037,892
41 Peanuts harvested for picking or threshing.....multiple units reporting 1954...	19	5	...	3	...	6	5
42 1949...	23	7	1	2	...	6	1	1	5
43 subunits reporting 1954...	21	5	...	3	...	7	6
44 1949...	25	7	1	2	...	8	1	1	5
45 acres 1954...	65	7	...	9	...	24	25
46 1949...	85	4	2	27	...	25	2	4	21
47 pounds 1954...	44,007	5,050	...	6,540	...	8,613	23,804
48 1949...	82,966	3,540	800	21,990	...	29,292	2,000	4,500	20,844
49 Horses and/or mules....multiple units reporting 1954...	11,306	4,742	4,831	2	196	4	1,531
50 1950...	13,505	5,617	5,323	2	161	6	1	1	2,394
51 number 1954...	36,407	18,218	12,533	4	674	19	4,959
52 1950...	54,956	27,627	17,395	5	682	16	4	3	9,224
53 Landlord-tenant operations containing multiple units: All subunits including home farm.....number 1954...	44,345	22,602	15,327	9	590	19	5,598
54 1950...	48,781	24,341	15,376	5	437	20	2	2	8,378
55 Land in all subunits including home farm.....acres 1954...	3,736,066	1,825,883	1,165,366	204	51,631	1,619	691,363
56 1950...	3,832,096	1,772,905	1,177,901	575	42,575	1,472	80	113	836,475
57 Owned by operator of multiple unit.....acres 1954...	2,995,437	1,311,200	1,049,806	204	47,049	1,619	585,559
58 1950...	3,166,772	1,344,853	1,068,202	575	36,730	1,450	80	113	714,769
59 Rented by operator of multiple unit.....acres 1954...	740,629	514,683	115,560	...	4,582	105,804
60 1950...	665,324	428,052	109,699	...	1,346	22	121,706
61 Subunits not included in multiple units.....operators reporting 1954...	2,862	1,530	834	2	47	1	448
62 1950...	3,992	2,041	1,109	1	36	805
63 number 1954...	5,276	3,267	1,080	3	76	849
64 1950...	8,008	4,885	1,543	1	40	1,539
65 Share tenants.....number 1954...	4,310	2,673	893	3	64	1	676
66 1950...	4,665	3,300	585	1	17	762
67 Other tenants, not croppers nor share tenants.....number 1954...	966	594	187	...	12	173
68 1950...	3,343	1,585	958	...	23	777
69 Land in subunits not included in multiple units.....acres 1954...	255,140	164,612	42,082	28	3,981	14	44,423
70 1950...	369,525	241,893	59,098	40	2,173	66,321

¹Data for 1950 include reports for Clay, De Kalb, Jackson, Overton, Pickett, and Putnam Counties which were not included in the 1954 multiple-unit area. See text.

MULTIPLE-UNIT OPERATIONS

Economic Area Table 3.—MULTIPLE-UNIT OPERATIONS, BY TYPE OF FARM: CENSUSES OF 1954 AND 1950—Continued

Item (For definitions and explanations, see text)	Area 2								
	Total	Type of farm							
		Cotton	Tobacco	Peanut	Cotton and tobacco	Cotton and peanut	Tobacco and peanut	Cotton, tobacco, and peanut	Miscellaneous
1 Multiple-unit operations.....number 1954...	1,182	891	46	2	49	3	191
2 1950...	1,018	741	66	...	34	4	173
3 Subunits in multiple-unit operations.....total number 1954...	2,716	2,081	100	4	111	6	414
4 1950...	2,310	1,708	140	...	75	8	379
5 Home farms.....number 1954...	1,147	860	46	2	49	3	187
6 1950...	988	719	62	...	33	4	170
7 Cropper farms.....number 1954...	1,569	1,221	54	2	62	3	227
8 1950...	1,322	989	78	...	42	4	209
9 Land in multiple-unit operations....total acres 1954...	283,832	213,470	8,892	53	9,508	773	51,136
10 1950...	236,202	167,918	11,993	...	6,495	582	49,214
11 Home farms.....acres 1954...	231,413	171,923	7,390	31	8,099	695	43,275
12 1950...	192,209	137,517	7,799	...	5,373	481	41,039
13 Cropper farms.....acres 1954...	52,419	41,547	1,502	22	1,409	78	7,861
14 1950...	43,993	30,401	4,194	...	1,122	101	8,175
15 Cropland harvested.....total acres 1954...	86,067	60,171	3,497	22	3,240	144	18,993
16 1949...	73,497	51,197	4,309	...	2,540	117	15,334
17 Corn harvested for grain.....multiple units reporting 1954...	1,109	837	46	1	46	3	176
18 1949...	942	692	64	...	32	4	150
19 subunits reporting 1954...	1,958	1,533	73	1	81	5	265
20 1949...	1,636	1,206	115	...	58	7	250
21 acres 1954...	39,412	28,611	1,570	9	1,762	96	7,364
22 1949...	28,438	18,533	2,281	...	1,027	69	6,528
23 bushels 1954...	751,217	553,033	34,385	250	32,534	1,700	129,315
24 1949...	708,883	434,982	69,689	...	32,128	1,735	170,349
25 Cotton harvested.....multiple units reporting 1954...	1,078	891	17	...	49	3	118
26 1949...	877	741	12	...	34	4	86
27 subunits reporting 1954...	1,879	1,635	20	...	67	3	154
28 1949...	1,553	1,369	13	...	53	5	113
29 acres 1954...	19,029	17,849	38	...	289	24	829
30 1949...	19,527	18,578	28	...	288	22	611
31 bales 1954...	14,657	13,741	45	...	241	22	608
32 1949...	12,976	12,257	31	...	257	12	419
33 Tobacco harvested.....multiple units reporting 1954...	112	...	46	...	49	17
34 1949...	124	1	66	...	34	23
35 subunits reporting 1954...	140	...	63	...	59	18
36 1949...	169	1	95	...	45	28
37 acres 1954...	341	...	183	...	127	31
38 1949...	394	1	261	...	101	31
39 pounds 1954...	397,820	...	224,150	...	137,770	35,900
40 1949...	475,019	1,400	315,130	...	118,210	40,279
41 Peanuts harvested for picking or threshing.....multiple units reporting 1954...	7	1	...	2	...	3	1
42 1949...	6	4	1
43 subunits reporting 1954...	8	1	...	2	...	4	1
44 1949...	6	1	4	1
45 acres 1954...	20	2	...	4	...	7	7
46 1949...	19	1	10	8
47 pounds 1954...	18,180	1,500	...	2,540	...	5,140	9,000
48 1949...	9,452	400	4,852	4,200
49 Horses and/or mules....multiple units reporting 1954...	822	630	35	1	42	1	113
50 1950...	884	651	60	...	33	4	136
51 number 1954...	2,097	1,671	69	2	104	2	249
52 1950...	2,918	2,228	188	...	94	9	399
53 Landlord-tenant operations containing multiple units: All subunits including home farm.....number 1954...	3,165	2,442	104	6	116	7	490
54 1950...	2,862	2,083	155	...	86	8	530
55 Land in all subunits including home farm.....acres 1954...	303,512	229,066	8,990	76	9,793	787	54,800
56 1950...	259,810	184,073	12,740	...	6,775	582	55,640
57 Owned by operator of multiple unit..acres 1954...	265,849	199,126	8,362	76	9,507	787	47,991
58 1950...	229,217	162,350	12,094	...	5,912	560	48,301
59 Rented by operator of multiple unit.....acres 1954...	37,663	29,940	628	...	286	6,809
60 1950...	30,593	21,723	646	...	863	22	7,339
61 Subunits not included in multiple units.....operators reporting 1954...	291	229	4	1	5	1	51
62 1950...	284	200	12	...	9	63
63 number 1954...	449	361	4	2	5	1	76
64 1950...	552	375	15	...	11	151
65 Share tenants.....number 1954...	384	310	...	2	4	1	67
66 1950...	336	232	5	...	2	97
67 Other tenants, not croppers nor share tenants.....number 1954...	65	51	4	...	1	9
68 1950...	216	143	10	...	9	54
69 Land in subunits not included in multiple units.....acres 1954...	19,680	15,596	98	23	285	14	3,664
70 1950...	23,608	16,155	747	...	280	6,426

Economic Area Table 3.—MULTIPLE-UNIT OPERATIONS, BY TYPE OF FARM: CENSUSES OF 1954 AND 1950—Continued

Item (For definitions and explanations, see text)		Area 3								
		Total	Type of farm							
			Cotton	Tobacco	Peanut	Cotton and tobacco	Cotton and peanut	Tobacco and peanut	Cotton, tobacco, and peanut	Miscellaneous
1	Multiple-unit operations.....number 1954...	483	142	198	1	17	1	124
2	1950...	568	179	230	2	20	1	...	1	135
3	Subunits in multiple-unit operations.....total number 1954...	1,113	350	457	2	35	2	267
4	1950...	1,309	419	547	4	45	3	...	2	289
5	Home farms.....number 1954...	475	139	196	1	17	1	121
6	1950...	558	175	226	2	20	1	...	1	133
7	Cropper farms.....number 1954...	638	211	261	1	18	1	146
8	1950...	751	244	321	2	25	2	...	1	156
9	Land in multiple-unit operations....total acres 1954...	175,919	40,892	71,801	123	2,809	40	60,254
10	1950...	182,328	52,607	70,413	535	3,455	354	...	113	54,851
11	Home farms.....acres 1954...	158,577	35,101	64,780	118	2,482	25	56,071
12	1950...	157,141	45,150	62,736	478	2,432	302	...	63	45,980
13	Cropper farms.....acres 1954...	17,342	5,791	7,021	5	327	15	4,183
14	1950...	25,187	7,457	7,677	57	1,023	52	...	50	8,871
15	Cropland harvested.....total acres 1954...	33,708	11,804	12,017	38	928	25	8,896
16	1949...	37,627	13,103	13,585	51	1,155	56	...	54	9,623
17	Corn harvested for grain.....multiple units reporting 1954...	452	138	177	1	17	1	118
18	1949...	538	175	222	1	18	1	...	1	120
19	subunits reporting 1954...	797	280	300	1	26	2	188
20	1949...	946	313	402	1	28	2	...	1	199
21	acres 1954...	16,497	5,039	6,678	25	367	11	4,377
22	1949...	18,699	5,411	7,541	20	348	32	...	15	5,332
23	bushels 1954...	301,985	77,829	124,205	300	4,166	115	95,370
24	1949...	491,738	115,523	205,201	200	8,830	960	...	450	160,574
25	Cotton harvested.....multiple units reporting 1954...	181	142	17	1	21
26	1949...	215	179	20	1	...	1	14
27	subunits reporting 1954...	337	278	27	1	31
28	1949...	378	320	35	2	...	1	20
29	acres 1954...	3,279	2,847	260	5	167
30	1949...	4,875	4,416	305	10	...	18	126
31	bales 1954...	1,916	1,668	130	2	116
32	1949...	2,367	2,085	155	2	...	20	105
33	Tobacco harvested.....multiple units reporting 1954...	234	4	198	...	17	15
34	1949...	271	6	230	...	20	1	14
35	subunits reporting 1954...	361	4	315	...	23	19
36	1949...	439	6	385	...	29	1	18
37	acres 1954...	1,088	2	1,045	...	16	25
38	1949...	1,377	1	1,298	...	44	1	33
39	pounds 1954...	1,246,579	2,150	1,199,204	...	16,525	28,700
40	1949...	1,726,176	2,688	1,630,030	...	51,432	550	41,476
41	Peanuts harvested for picking or threshing.....multiple units reporting 1954...	5	1	...	1	...	1	2
42	1949...	12	3	1	2	...	1	...	1	4
43	subunits reporting 1954...	6	1	...	1	...	1	3
44	1949...	12	3	1	2	...	1	...	1	4
45	acres 1954...	21	1	...	5	...	1	14
46	1949...	49	2	...	27	...	1	...	4	13
47	pounds 1954...	16,427	1,000	...	4,000	...	123	11,304
48	1949...	46,824	2,450	800	21,990	...	440	...	4,500	16,644
49	Horses and/or mules....multiple units reporting 1954...	372	110	163	1	13	1	84
50	1950...	499	164	212	2	18	1	...	1	101
51	number 1954...	1,041	347	432	2	25	1	234
52	1950...	1,726	604	733	5	56	5	...	3	320
53	Landlord-tenant operations containing multiple units: All subunits including home farm.....number 1954...	1,271	413	497	3	39	2	317
54	1950...	1,545	540	597	5	49	3	...	2	349
55	Land in all subunits including home farm.....acres 1954...	184,264	44,440	74,728	128	2,835	40	62,093
56	1950...	192,248	57,760	72,407	575	3,569	354	...	113	57,470
57	Owned by operator of multiple unit..acres 1954...	166,201	37,471	70,101	128	2,413	40	56,048
58	1950...	171,573	49,042	66,161	575	3,494	354	...	113	51,834
59	Rented by operator of multiple unit.....acres 1954...	18,063	6,969	4,627	...	422	6,045
60	1950...	20,675	8,718	6,246	...	75	5,636
61	Subunits not included in multiple units.....operators reporting 1954...	101	36	31	1	3	30
62	1950...	152	67	39	1	4	41
63	number 1954...	158	63	40	1	4	50
64	1950...	236	121	50	1	4	60
65	Share tenants.....number 1954...	123	49	27	1	3	43
66	1950...	125	71	17	1	3	33
67	Other tenants, not croppers nor share tenants.....number 1954...	35	14	13	...	1	7
68	1950...	111	50	33	...	1	27
69	Land in subunits not included in multiple units.....acres 1954...	8,345	3,548	2,927	5	26	1,839
70	1950...	9,920	5,153	1,994	40	114	2,619

MULTIPLE-UNIT OPERATIONS

Economic Area Table 3.—MULTIPLE-UNIT OPERATIONS, BY TYPE OF FARM: CENSUSES OF 1954 AND 1950—Continued

Item (For definitions and explanations, see text)	Area 4								
	Total	Type of farm							Miscellaneous
		Cotton	Tobacco	Peanut	Cotton and tobacco	Cotton and peanut	Tobacco and peanut	Cotton, tobacco, and peanut	
1 Multiple-unit operations.....number 1954...	1,301	...	1,269	32
2 1950...	1,396	...	1,315	81
3 Subunits in multiple-unit operations.....total number 1954...	3,137	...	3,068	69
4 1950...	3,304	...	3,124	180
5 Home farms.....number 1954...	1,245	...	1,214	31
6 1950...	1,371	...	1,292	79
7 Cropper farms.....number 1954...	1,892	...	1,854	38
8 1950...	1,933	...	1,832	101
9 Land in multiple-unit operations....total acres 1954...	291,096	...	284,862	6,234
10 1950...	310,773	...	291,072	19,701
11 Home farms.....acres 1954...	248,978	...	243,576	5,402
12 1950...	260,618	...	245,791	14,827
13 Cropper farms.....acres 1954...	42,118	...	41,286	832
14 1950...	50,155	...	45,281	4,874
15 Cropland harvested.....total acres 1954...	97,241	...	94,844	2,397
16 1949...	112,881	...	105,869	7,012
17 Corn harvested for grain.....multiple units reporting 1954...	1,163	...	1,139	24
18 1949...	1,263	...	1,213	50
19 subunits reporting 1954...	2,036	...	2,006	30
20 1949...	2,171	...	2,090	81
21 acres 1954...	34,415	...	33,837	578
22 1949...	39,927	...	37,602	2,325
23 bushels 1954...	798,805	...	788,828	9,977
24 1949...	1,395,728	...	1,325,403	70,325
25 Cotton harvested.....multiple units reporting 1954...
26 1949...
27 subunits reporting 1954...
28 1949...
29 acres 1954...
30 1949...
31 bales 1954...
32 1949...
33 Tobacco harvested.....multiple units reporting 1954...	1,282	...	1,269	13
34 1949...	1,349	...	1,315	34
35 subunits reporting 1954...	2,435	...	2,416	19
36 1949...	2,290	...	2,239	51
37 acres 1954...	8,824	...	8,799	25
38 1949...	9,336	...	9,086	250
39 pounds 1954...	11,490,108	...	11,457,872	32,236
40 1949...	12,806,157	...	12,464,394	341,763
41 Peanuts harvested for picking or threshing.....multiple units reporting 1954...
42 1949...
43 subunits reporting 1954...
44 1949...
45 acres 1954...
46 1949...
47 pounds 1954...
48 1949...
49 Horses and/or mules....multiple units reporting 1954...	1,028	...	1,011	17
50 1950...	1,202	...	1,146	56
51 number 1954...	2,753	...	2,719	34
52 1950...	4,101	...	3,897	204
53 Landlord-tenant operations containing multiple units: All subunits including home farm.....number 1954...	3,388	...	3,302	86
54 1950...	3,635	...	3,432	203
55 Land in all subunits including home farm.....acres 1954...	301,602	...	294,936	6,666
56 1950...	328,158	...	307,465	20,693
57 Owned by operator of multiple unit..acres 1954...	270,141	...	264,354	5,787
58 1950...	287,759	...	272,418	15,341
59 Rented by operator of multiple unit.....acres 1954...	31,461	...	30,582	879
60 1950...	40,399	...	35,047	5,352
61 Subunits not included in multiple units.....operators reporting 1954...	186	...	176	10
62 1950...	225	...	207	18
63 number 1954...	251	...	234	17
64 1950...	331	...	308	23
65 Share tenants.....number 1954...	199	...	190	9
66 1950...	138	...	131	7
67 Other tenants, not croppers nor share tenants.....number 1954...	52	...	44	8
68 1950...	193	...	177	16
69 Land in subunits not included in multiple units.....acres 1954...	10,506	...	10,074	432
70 1950...	17,385	...	16,393	992

Economic Area Table 3.—MULTIPLE-UNIT OPERATIONS, BY TYPE OF FARM: CENSUSES OF 1954 AND 1950—Continued

Item (For definitions and explanations, see text)	Areas 5 and B								
	Total	Type of farm							Miscellaneous
		Cotton	Tobacco	Peanut	Cotton and tobacco	Cotton and peanut	Tobacco and peanut	Cotton, tobacco, and peanut	
1 Multiple-unit operations.....number 1954...	2,831	443	1,233	...	140	1,015
2 1950...	2,971	495	1,172	...	113	1,191
3 Subunits in multiple-unit operations.....total number 1954...	6,437	1,063	2,789	...	326	2,259
4 1950...	6,874	1,193	2,707	...	274	2,700
5 Home farms.....number 1954...	2,767	426	1,211	...	134	996
6 1950...	2,921	476	1,158	...	111	1,176
7 Cropper farms.....number 1954...	3,670	637	1,578	...	192	1,263
8 1950...	3,953	717	1,549	...	163	1,524
9 Land in multiple-unit operations... total acres 1954...	680,222	88,449	261,794	...	31,734	298,245
10 1950...	687,605	104,022	244,198	...	28,274	311,111
11 Home farms.....acres 1954...	571,502	71,217	224,348	...	25,567	250,370
12 1950...	560,915	80,723	202,620	...	21,546	256,026
13 Cropper farms.....acres 1954...	108,720	17,232	37,446	...	6,167	47,875
14 1950...	126,690	23,299	41,578	...	6,728	55,085
15 Cropland harvested.....total acres 1954...	208,200	31,344	62,391	...	7,176	107,289
16 1949...	224,722	37,864	66,371	...	8,414	112,073
17 Corn harvested for grain.....multiple units reporting 1954...	2,234	388	870	...	118	858
18 1949...	2,653	474	1,009	...	110	1,060
19 subunits reporting 1954...	3,383	660	1,212	...	182	1,329
20 1949...	4,362	875	1,564	...	204	1,719
21 acres 1954...	62,273	10,497	19,089	...	2,624	30,063
22 1949...	85,291	15,110	26,428	...	3,777	39,976
23 bushels 1954...	1,021,656	141,142	343,662	...	42,818	494,034
24 1949...	2,709,751	431,461	887,308	...	106,161	1,284,821
25 Cotton harvested.....multiple units reporting 1954...	936	443	10	...	140	343
26 1949...	866	495	5	...	113	253
27 subunits reporting 1954...	1,440	774	13	...	195	458
28 1949...	1,384	870	5	...	177	332
29 acres 1954...	10,653	7,255	20	...	1,126	2,252
30 1949...	12,794	9,513	13	...	1,509	1,759
31 bales 1954...	6,044	4,135	16	...	633	1,260
32 1949...	9,007	6,701	9	...	948	1,349
33 Tobacco harvested.....multiple units reporting 1954...	1,897	36	1,233	...	140	488
34 1949...	1,775	32	1,172	...	113	458
35 subunits reporting 1954...	2,737	41	1,898	...	191	607
36 1949...	2,661	40	1,872	...	155	594
37 acres 1954...	4,236	24	3,429	...	202	581
38 1949...	4,295	16	3,519	...	203	557
39 pounds 1954...	4,696,279	22,478	3,823,438	...	191,606	658,757
40 1949...	5,025,462	20,980	4,007,421	...	280,808	716,253
41 Peanuts harvested for picking or threshing.....multiple units reporting 1954...	3	1	2
42 1949...
43 subunits reporting 1954...	3	1	2
44 1949...
45 acres 1954...	5	1	4
46 1949...
47 pounds 1954...	4,300	800	3,500
48 1949...
49 Horses and/or mules...multiple units reporting 1954...	2,329	344	1,045	...	125	815
50 1950...	2,575	439	1,044	...	102	990
51 number 1954...	7,770	1,073	3,306	...	505	2,886
52 1950...	11,130	1,922	4,356	...	488	4,364
53 Landlord-tenant operations containing multiple units: All subunits including home farm.....number 1954...	7,163	1,197	3,062	...	389	2,515
54 1950...	7,805	1,410	3,002	...	297	3,096
55 Land in all subunits including home farm.....acres 1954...	717,825	94,056	274,301	...	35,253	314,215
56 1950...	735,268	115,769	261,964	...	29,968	327,567
57 Owned by operator of multiple unit..acres 1954...	599,174	81,005	230,841	...	31,877	255,451
58 1950...	617,315	97,814	223,182	...	25,105	271,214
59 Rented by operator of multiple unit.....acres 1954...	118,651	13,051	43,460	...	3,376	58,764
60 1950...	117,953	17,955	38,782	...	4,863	56,353
61 Subunits not included in multiple units.....operators reporting 1954...	512	87	208	...	36	181
62 1950...	649	140	218	...	21	270
63 number 1954...	726	134	273	...	63	256
64 1950...	931	217	295	...	23	396
65 Share tenants.....number 1954...	594	114	223	...	54	203
66 1950...	468	106	148	...	12	202
67 Other tenants, not croppers nor share tenants.....number 1954...	132	20	50	...	9	53
68 1950...	463	111	147	...	11	194
69 Land in subunits not included in multiple units.....acres 1954...	37,603	5,607	12,507	...	3,519	15,970
70 1950...	47,663	11,747	17,766	...	1,694	16,456

MULTIPLE-UNIT OPERATIONS

Economic Area Table 3.—MULTIPLE-UNIT OPERATIONS, BY TYPE OF FARM: CENSUSES OF 1954 AND 1950—Continued

Item (For definitions and explanations, see text)	Area 6 (part) ¹								
	Total	Type of farm							
		Cotton	Tobacco	Peanut	Cotton and tobacco	Cotton and peanut	Tobacco and peanut	Cotton, tobacco, and peanut	Miscellaneous
1 Multiple-unit operations.....number 1954...	554	76	248	...	17	213
2 1950...	1,272	78	599	...	4	...	1	...	590
3 Subunits in multiple-unit operations.....total number 1954...	1,238	173	559	...	40	466
4 1950...	2,817	178	1,316	...	9	...	2	...	1,312
5 Home farms.....number 1954...	542	74	243	...	17	208
6 1950...	1,252	78	589	...	4	...	1	...	580
7 Cropper farms.....number 1954...	696	99	316	...	23	258
8 1950...	1,565	100	727	...	5	...	1	...	732
9 Land in multiple-unit operations.... total acres 1954...	119,251	14,464	41,933	...	3,384	59,470
10 1950...	248,947	16,861	102,475	...	730	...	80	...	128,801
11 Home farms.....acres 1954...	97,664	11,956	34,685	...	2,878	48,145
12 1950...	201,899	13,761	82,569	...	611	...	62	...	104,896
13 Cropper farms.....acres 1954...	21,587	2,508	7,248	...	506	11,325
14 1950...	47,048	3,100	19,906	...	119	...	18	...	23,905
15 Cropland harvested.....total acres 1954...	38,347	6,251	9,911	...	866	21,319
16 1949...	70,135	6,913	22,539	...	283	...	36	...	40,364
17 Corn harvested for grain.....multiple units reporting 1954...	515	70	231	...	17	197
18 1949...	1,166	75	552	...	3	...	1	...	535
19 subunits reporting 1954...	855	115	380	...	23	337
20 1949...	1,838	132	848	...	4	...	2	...	852
21 acres 1954...	14,290	1,962	4,713	...	322	7,293
22 1949...	30,000	2,337	11,640	...	92	...	10	...	15,921
23 bushels 1954...	378,511	52,883	109,114	...	9,765	206,749
24 1949...	1,064,518	77,424	377,298	...	2,730	...	200	...	606,866
25 Cotton harvested.....multiple units reporting 1954...	186	76	17	93
26 1949...	155	78	4	73
27 subunits reporting 1954...	278	127	27	124
28 1949...	234	133	7	94
29 acres 1954...	2,155	1,265	211	679
30 1949...	1,996	1,446	41	509
31 bales 1954...	1,729	1,011	155	563
32 1949...	1,636	1,175	26	435
33 Tobacco harvested.....multiple units reporting 1954...	317	4	248	...	17	48
34 1949...	808	4	599	...	4	...	1	...	200
35 subunits reporting 1954...	522	4	422	...	25	71
36 1949...	1,134	4	873	...	4	...	1	...	252
37 acres 1954...	686	2	616	...	17	51
38 1949...	1,352	3	1,153	...	6	...	1	...	189
39 pounds 1954...	1,038,952	1,994	939,307	...	22,240	75,411
40 1949...	1,582,289	4,900	1,289,816	...	4,630	...	1,500	...	281,443
41 Peanuts harvested for picking or threshing.....multiple units reporting 1954...
42 1949...	1	1
43 subunits reporting 1954...
44 1949...	1	1
45 acres 1954...
46 1949...	2	2
47 pounds 1954...
48 1949...	2,000	2,000
49 Horses and/or mules....multiple units reporting 1954...	444	48	219	...	15	162
50 1950...	1,044	59	504	...	4	...	1	...	476
51 number 1954...	1,251	117	597	...	38	519
52 1950...	3,487	247	1,538	...	15	...	4	...	1,683
53 Landlord-tenant operations containing multiple units: All subunits including home farm.....number 1954...	1,371	183	627	...	44	517
54 1950...	3,281	197	1,561	...	11	...	2	...	1,510
55 Land in all subunits including home farm.....acres 1954...	123,031	14,732	43,051	...	3,535	61,713
56 1950...	265,133	17,940	109,437	...	815	...	80	...	136,861
57 Owned by operator of multiple unit.....acres 1954...	109,352	11,193	41,104	...	3,037	54,018
58 1950...	250,173	16,591	105,325	...	815	...	80	...	127,362
59 Rented by operator of multiple unit.....acres 1954...	13,679	3,539	1,947	...	498	7,695
60 1950...	14,960	1,349	4,112	9,499
61 Subunits not included in multiple units.....operators reporting 1954...	106	8	57	...	3	38
62 1950...	320	16	153	...	2	149
63 number 1954...	133	10	68	...	4	51
64 1950...	464	19	245	...	2	198
65 Share tenants.....number 1954...	104	8	56	...	3	37
66 1950...	218	10	109	99
67 Other tenants, not croppers nor share tenants.....number 1954...	29	2	12	...	1	14
68 1950...	246	9	136	...	2	99
69 Land in subunits not included in multiple units.....acres 1954...	3,780	268	1,118	...	151	2,243
70 1950...	16,186	1,079	6,962	...	85	8,060

¹Data for 1950 include reports for Clay, De Kalb, Jackson, Overton, Pickett, and Putnam Counties which were not included in the 1954 multiple-unit area. See text.

Economic Area Table 3.—MULTIPLE-UNIT OPERATIONS, BY TYPE OF FARM: CENSUSES OF 1954 AND 1950—Continued

Item (For definitions and explanations, see text)		Area 8b ¹								
		Total	Type of farm							
			Cotton	Tobacco	Peanut	Cotton and tobacco	Cotton and peanut	Tobacco and peanut	Cotton, tobacco, and peanut	Miscellaneous
1	Multiple-unit operations.....number	1954... 3,587	...	3,222	365
2		1950... 3,317	...	2,754	563
3	Subunits in multiple-unit operations.....total number	1954... 8,291	...	7,467	824
4		1950... 7,463	...	6,193	1,270
5	Home farms.....number	1954... 3,537	...	3,175	362
6		1950... 3,250	...	2,703	547
7	Cropper farms.....number	1954... 4,754	...	4,292	462
8		1950... 4,213	...	3,490	723
9	Land in multiple-unit operations... total acres	1954... 522,810	...	453,589	69,221
10		1950... 508,883	...	398,221	110,662
11	Home farms.....acres	1954... 453,801	...	394,884	58,917
12		1950... 428,111	...	335,017	93,094
13	Cropper farms.....acres	1954... 69,009	...	58,705	10,304
14		1950... 80,772	...	63,204	17,568
15	Cropland harvested.....total acres	1954... 143,051	...	118,264	24,787
16		1949... 153,317	...	114,128	39,189
17	Corn harvested for grain.....multiple units reporting	1954... 3,011	...	2,717	294
18		1949... 2,979	...	2,508	471
19	subunits reporting	1954... 4,375	...	3,931	444
20		1949... 4,384	...	3,670	714
21	acres	1954... 33,977	...	28,290	5,687
22		1949... 41,154	...	31,913	9,241
23	bushels	1954... 1,128,472	...	944,635	183,837
24		1949... 1,565,955	...	1,210,958	354,997
25	Cotton harvested.....multiple units reporting	1954...
26		1949...
27	subunits reporting	1954...
28		1949...
29	acres	1954...
30		1949...
31	bales	1954...
32		1949...
33	Tobacco harvested.....multiple units reporting	1954... 3,489	...	3,222	267
34		1949... 3,115	...	2,754	361
35	subunits reporting	1954... 5,448	...	5,100	348
36		1949... 4,607	...	4,126	481
37	acres	1954... 6,976	...	6,653	323
38		1949... 6,606	...	6,132	474
39	pounds	1954... 10,555,101	...	10,038,916	516,185
40		1949... 8,618,564	...	8,016,002	602,562
41	Peanuts harvested for picking or threshing.....multiple units reporting	1954...
42		1949...
43	subunits reporting	1954...
44		1949...
45	acres	1954...
46		1949...
47	pounds	1954...
48		1949...
49	Horses and/or mules....multiple units reporting	1954... 2,591	...	2,356	235
50		1950... 2,806	...	2,355	451
51	number	1954... 6,025	...	5,420	605
52		1950... 8,111	...	6,677	1,434
53	Landlord-tenant operations containing multiple units:									
54	All subunits including home farm.....number	1954... 8,833	...	7,928	905
55		1950... 8,306	...	6,822	1,484
56	Land in all subunits including home farm.....acres	1954... 539,542	...	468,947	70,595
57		1950... 528,270	...	413,437	114,833
58	Owned by operator of multiple unit..acres	1954... 508,589	...	434,631	65,958
59		1950... 492,461	...	388,581	103,880
60	Rented by operator of multiple unit.....acres	1954... 38,953	...	34,316	4,637
61		1950... 35,809	...	24,856	10,953
62	Subunits not included in multiple units.....operators reporting	1954... 418	...	358	60
63		1950... 628	...	479	149
64	number	1954... 542	...	461	81
65		1950... 843	...	629	214
66	Share tenants.....number	1954... 469	...	397	72
67		1950... 237	...	175	62
68	Other tenants, not croppers nor share tenants.....number	1954... 73	...	64	9
69		1950... 606	...	454	152
70	Land in subunits not included in multiple units.....acres	1954... 16,732	...	15,358	1,374
		1950... 19,387	...	15,216	4,171

¹Also includes Sevier County from Area 8a.

MULTIPLE-UNIT OPERATIONS

Economic Area Table 4.—MULTIPLE-UNIT OPERATIONS, BY ACRES OF CROPLAND HARVESTED: CENSUSES OF 1954 AND 1950

Item (For definitions and explanations, see text)	Total, selected areas ¹								
	Total	Acres of cropland harvested							
		None	Under 20 acres	20 to 29 acres	30 to 49 acres	50 to 99 acres	100 to 199 acres	200 to 499 acres	500 acres and over
1 Multiple-unit operations.....number 1954...	15,004	58	2,551	1,694	2,992	4,153	2,421	993	142
2 1950...	15,895	133	2,049	1,668	3,502	5,004	2,597	840	102
3 Subunits in multiple-unit									
4 operations.....total number 1954...	39,069	122	5,349	3,611	6,595	10,100	7,435	4,567	1,290
5 1950...	40,773	285	4,225	3,500	7,533	11,989	8,113	4,029	1,099
6 Home farms.....number 1954...	14,541	54	2,483	1,631	2,889	4,025	2,351	967	141
7 1950...	15,351	127	1,997	1,610	3,340	4,837	2,519	821	100
8 Cropper farms.....number 1954...	24,528	68	2,866	1,980	3,706	6,075	5,084	3,600	1,149
9 1950...	25,422	158	2,228	1,890	4,193	7,152	5,594	3,208	999
10 Land in multiple-unit operations....total acres 1954...	3,480,926	9,983	215,332	193,178	442,244	901,731	849,204	626,155	243,099
11 1950...	3,462,571	22,273	194,909	188,637	490,678	998,616	860,339	529,671	177,448
12 Home farms.....acres 1954...	2,924,593	8,681	188,440	162,301	367,091	743,321	710,787	528,186	215,786
13 1950...	2,812,579	15,429	160,181	152,948	393,820	804,919	698,547	437,393	149,342
14 Cropper farms.....acres 1954...	556,333	1,302	26,892	30,877	75,153	158,410	138,417	97,969	27,313
15 1950...	649,992	6,844	34,728	35,689	96,858	193,697	161,792	92,278	28,106
16 Cropland harvested.....total acres 1954...	1,197,080	...	26,353	41,401	116,817	292,594	330,293	281,684	107,938
17 1949...	1,220,403	...	22,942	40,795	137,182	350,515	351,775	239,199	77,995
18 Corn harvested for									
19 grain.....multiple units reporting 1954...	13,079	...	1,650	1,455	2,731	3,895	2,294	920	134
20 1949...	14,402	...	1,478	1,499	3,259	4,778	2,490	800	98
21 subunits reporting 1954...	23,943	...	1,946	1,947	4,060	5,302	3,000	656	656
22 1949...	26,376	...	1,768	1,986	4,924	8,629	5,742	2,662	665
23 acres 1954...	362,817	...	9,871	14,806	41,682	99,766	102,475	71,994	22,223
24 1949...	388,568	...	10,263	15,908	49,396	121,302	110,884	64,489	16,326
25 bushels 1954...	6,853,828	...	217,132	298,208	793,569	1,881,511	1,903,715	1,355,560	404,133
26 1949...	11,408,264	...	311,288	470,818	1,422,335	3,575,796	3,295,383	1,871,389	461,255
27 Cotton harvested.....multiple units reporting 1954...	7,381	...	497	635	1,379	2,318	1,633	789	130
28 1949...	7,293	...	349	554	1,522	2,608	1,581	591	88
29 subunits reporting 1954...	17,965	...	625	960	2,379	4,783	4,608	3,504	1,106
30 1949...	17,488	...	440	840	2,689	5,429	4,506	2,730	854
31 acres 1954...	238,415	...	3,460	7,025	21,615	55,634	64,464	60,240	25,977
32 1949...	268,989	...	2,839	6,999	27,714	72,971	76,497	58,421	23,548
33 bales 1954...	203,800	...	2,497	5,278	16,789	44,501	53,630	54,458	26,647
34 1949...	208,935	...	1,964	5,036	19,910	54,585	60,040	47,944	19,456
35 Tobacco harvested.....multiple units reporting 1954...	7,336	...	1,884	1,008	1,579	1,820	804	228	13
36 1949...	7,452	...	1,365	960	1,775	2,173	940	222	17
37 subunits reporting 1954...	11,652	...	2,401	1,416	2,380	3,103	1,682	588	82
38 1949...	11,314	...	1,650	1,281	2,529	3,402	1,832	546	74
39 acres 1954...	22,169	...	2,783	2,038	4,056	6,486	4,523	1,982	301
40 1949...	23,408	...	2,072	1,887	4,303	7,429	5,186	2,072	459
41 pounds 1954...	29,447,039	...	3,581,046	2,682,674	5,479,053	8,635,598	5,954,924	2,703,754	409,990
42 1949...	30,280,504	...	2,371,510	2,348,337	5,435,402	9,835,818	7,001,302	2,680,746	607,389
43 Peanuts harvested for picking or									
44 threshing.....multiple units reporting 1954...	19	...	2	3	1	7	5	1	...
45 1949...	23	...	2	1	6	6	7	1	...
46 subunits reporting 1954...	21	...	2	3	1	8	6	1	...
47 1949...	25	...	2	1	6	6	9	1	...
48 acres 1954...	65	...	4	6	5	19	30	1	...
49 1949...	85	...	16	1	23	11	32	2	...
50 pounds 1954...	44,007	...	2,540	4,363	4,000	20,530	12,324	250	...
51 1949...	82,966	...	13,450	552	15,340	9,934	42,890	800	...
52 Horses and/or mules....multiple units reporting 1954...	11,306	14	1,628	1,266	2,326	3,270	1,929	764	109
53 1950...	13,505	63	1,448	1,427	3,062	4,370	2,332	720	83
54 number 1954...	36,407	24	3,378	3,046	6,185	10,142	7,578	4,922	1,132
55 1950...	54,956	156	3,653	4,038	9,995	17,104	12,389	5,995	1,626
56 Landlord-tenant operations containing multiple units:									
57 All subunits including home farm.....number 1954...	44,345	175	6,088	4,016	7,389	11,240	8,330	5,347	1,760
58 1950...	48,781	409	5,114	4,085	8,648	13,926	9,872	5,222	1,505
59 Land in all subunits including									
60 home farm.....acres 1954...	3,736,066	14,616	245,131	213,428	475,730	951,567	894,320	670,967	270,307
61 1950...	3,832,096	30,504	234,394	216,496	538,556	1,083,882	942,303	586,864	199,097
62 Owned by operator of multiple unit.....acres 1954...	2,995,437	14,368	234,691	197,633	427,617	804,442	664,038	463,311	189,337
63 1950...	3,166,772	27,995	224,437	201,129	478,172	907,560	733,858	438,283	155,338
64 Rented by operator of multiple									
65 unit.....acres 1954...	740,629	248	10,440	15,795	48,113	147,125	230,282	207,656	80,970
66 1950...	665,324	2,509	9,957	15,367	60,384	176,322	208,445	148,581	43,759
67 Subunits not included in multiple									
68 units.....operators reporting 1954...	2,862	19	502	297	504	709	470	283	78
69 1950...	3,992	44	545	363	730	1,110	777	365	58
70 number 1954...	5,276	53	739	405	794	1,140	895	780	470
71 1950...	8,008	124	889	585	1,115	1,937	1,759	1,193	406
72 Share tenants.....number 1954...	4,310	34	578	330	669	946	717	650	386
73 1950...	4,665	61	452	302	591	1,108	1,039	820	292
74 Other tenants, not croppers									
75 nor share tenants.....number 1954...	966	19	161	75	125	194	178	130	84
76 1950...	3,343	63	437	283	524	829	720	373	114
77 Land in subunits not included									
78 in multiple units.....acres 1954...	255,140	4,633	29,799	20,250	33,486	49,836	45,116	44,812	27,208
79 1950...	369,525	8,231	39,485	27,859	47,878	85,266	81,964	57,193	21,649

¹Data for 1950 include reports for Clay, De Kalb, Jackson, Overton, Pickett, and Putnam Counties which were not included in the 1954 multiple-unit area. See text.

Economic Area Table 4.—MULTIPLE-UNIT OPERATIONS, BY ACRES OF CROPLAND HARVESTED: CENSUSES OF 1954 AND 1950—Continued

Item (For definitions and explanations, see text)	Areas 1 and A									
	Total	Acres of cropland harvested								
		None	Under 20 acres	20 to 29 acres	30 to 49 acres	50 to 99 acres	100 to 199 acres	200 to 499 acres	500 acres and over	
1 Multiple-unit operations.....number 1954...	5,066	11	309	413	911	1,526	1,147	631	118	
2 1950...	5,353	36	256	406	1,090	1,828	1,166	489	82	
3 Subunits in multiple-unit operations.....total number 1954...	16,137	24	642	883	2,054	4,019	4,050	3,341	1,124	
4 1950...	16,696	82	536	862	2,389	4,764	4,278	2,817	968	
5 Home farms.....number 1954...	4,828	11	293	378	849	1,450	1,110	620	117	
6 1950...	5,011	32	237	377	964	1,733	1,111	477	80	
7 Cropper farms.....number 1954...	11,309	13	349	505	1,205	2,569	2,940	2,721	1,007	
8 1950...	11,685	50	299	485	1,425	3,031	3,167	2,340	888	
9 Land in multiple-unit operations....total acres 1954...	1,407,796	2,902	23,498	35,678	111,612	279,650	363,087	385,969	205,400	
10 1950...	1,287,833	6,699	31,968	35,076	118,142	309,443	348,268	295,947	142,290	
11 Home farms.....acres 1954...	1,162,658	2,524	19,091	26,883	88,287	222,425	296,697	322,656	184,095	
12 1950...	1,011,686	5,461	25,000	25,895	86,626	238,167	268,892	240,034	121,611	
13 Cropper farms.....acres 1954...	245,138	378	4,407	8,795	23,325	57,225	66,390	63,313	21,305	
14 1950...	276,147	1,238	6,968	9,181	31,516	71,276	79,376	55,913	20,679	
15 Cropland harvested.....total acres 1954...	590,466	...	4,001	10,209	35,913	109,046	158,785	182,173	90,339	
16 1949...	548,224	...	3,387	10,020	43,142	128,675	159,334	141,461	62,205	
17 Corn harvested for grain.....multiple units reporting 1954...	4,595	...	205	355	823	1,437	1,083	581	111	
18 1949...	4,861	...	151	349	986	1,715	1,120	462	78	
19 subunits reporting 1954...	10,539	...	253	500	1,372	2,911	2,831	2,127	545	
20 1949...	11,039	...	171	480	1,601	3,464	2,965	1,785	573	
21 acres 1954...	161,953	...	1,208	3,239	12,116	36,200	46,306	44,205	18,679	
22 1949...	145,059	...	856	2,823	12,494	38,850	44,134	34,060	11,842	
23 bushels 1954...	2,473,182	...	15,438	38,379	152,543	499,393	706,176	730,703	330,550	
24 1949...	3,471,691	...	17,603	64,271	261,945	883,392	1,058,901	855,989	329,590	
25 Cotton harvested.....multiple units reporting 1954...	5,000	...	283	407	906	1,515	1,142	630	117	
26 1949...	5,180	...	219	387	1,073	1,787	1,153	480	81	
27 subunits reporting 1954...	14,031	...	379	666	1,688	3,488	3,676	3,092	1,042	
28 1949...	13,939	...	290	607	2,020	4,064	3,681	2,461	81.6	
29 acres 1954...	203,299	...	2,326	5,388	16,597	43,840	54,639	55,389	25,120	
30 1949...	229,797	...	2,018	5,275	22,139	58,002	65,842	53,625	22,896	
31 bales 1954...	179,454	...	1,835	4,241	13,295	36,126	46,609	51,194	26,154	
32 1949...	182,949	...	1,473	4,028	16,510	44,906	52,550	44,603	18,879	
33 Tobacco harvested.....multiple units reporting 1954...	5	...	1	1	1	1	1	
34 1949...	10	4	4	1	1	
35 subunits reporting 1954...	9	...	2	1	1	1	4	
36 1949...	14	5	6	1	2	
37 acres 1954...	18	...	3	(2)	1	3	11	
38 1949...	48	14	18	1	15	
39 pounds 1954...	22,200	...	3,800	500	900	6,000	11,000	
40 1949...	46,837	16,945	18,576	2,026	9,290	
41 Peanuts harvested for picking or threshing.....multiple units reporting 1954...	4	2	1	
42 1949...	4	4	
43 subunits reporting 1954...	4	2	1	
44 1949...	6	6	
45 acres 1954...	19	3	15	1	...	
46 1949...	15	15	
47 pounds 1954...	5,100	3,150	1,700	250	...	
48 1949...	24,690	24,690	
49 Horses and/or mules....multiple units reporting 1954...	3,720	2	202	300	660	1,160	855	452	89	
50 1950...	4,495	15	183	332	920	1,543	1,025	411	66	
51 number 1954...	15,470	2	470	812	2,033	4,053	3,809	3,370	921	
52 1950...	23,483	44	524	1,072	3,407	6,975	6,311	3,826	1,324	
53 Landlord-tenant operations containing multiple units:										
54 All subunits including home farm.....number 1954...	19,154	58	852	1,035	2,440	4,603	4,621	3,973	1,572	
55 1950...	21,347	148	831	1,119	2,875	5,811	5,451	3,756	1,356	
56 Land in all subunits including home farm.....acres 1954...	1,566,290	6,533	36,422	43,656	129,474	308,341	387,440	423,594	230,830	
57 1950...	1,523,209	11,565	51,757	50,472	141,723	362,141	405,373	337,182	162,996	
58 Owned by operator of multiple unit.....acres 1954...	1,084,131	6,478	34,388	35,772	104,939	223,761	249,666	270,651	158,476	
59 1950...	1,118,274	10,260	48,536	43,776	106,740	263,566	283,828	237,973	123,595	
60 Rented by operator of multiple unit.....acres 1954...	482,159	55	2,034	7,884	24,535	84,580	137,774	152,943	72,354	
61 1950...	404,935	1,305	3,221	6,696	34,983	98,575	121,545	99,209	39,401	
62 Subunits not included in multiple units.....operators reporting 1954...	1,248	8	98	92	207	319	257	195	72	
63 1950...	1,734	13	114	123	282	486	424	242	50	
64 number 1954...	3,017	34	210	152	386	584	571	632	448	
65 1950...	4,651	66	295	257	486	1,047	1,173	939	388	
66 Share tenants.....number 1954...	2,437	22	150	109	318	489	447	537	365	
67 1950...	3,143	29	195	167	325	696	783	664	284	
68 Other tenants, not croppers nor share tenants.....number 1954...	580	12	60	43	95	95	124	95	83	
69 1950...	1,508	37	100	90	161	351	390	275	104	
70 Land in subunits not included in multiple units.....acres 1954...	158,494	3,631	12,924	7,978	17,862	28,691	24,353	37,625	25,430	
1950...	235,376	4,866	19,789	15,396	23,581	52,698	57,105	41,235	20,706	

Z Reported in small fractions.

MULTIPLE-UNIT OPERATIONS

Economic Area Table 4.—MULTIPLE-UNIT OPERATIONS, BY ACRES OF CROPLAND HARVESTED: CENSUSES OF 1954 AND 1950—Continued

Item (For definitions and explanations, see text)	Area 2								
	Total	Acres of cropland harvested							
		None	Under 20 acres	20 to 29 acres	30 to 49 acres	50 to 99 acres	100 to 199 acres	200 to 499 acres	500 acres and over
1 Multiple-unit operations.....number 1954...	1,182	4	125	120	254	422	211	44	2
2 1950...	1,018	7	85	98	213	404	179	32	...
3 Subunits in multiple-unit operations.....total number 1954...	2,716	8	254	244	543	945	565	152	5
4 1950...	2,310	14	171	200	446	900	470	109	...
5 Home farms.....number 1954...	1,147	3	121	118	248	408	204	43	2
6 1950...	988	7	84	93	207	388	177	32	...
7 Cropper farms.....number 1954...	1,569	5	133	126	295	537	361	109	3
8 1950...	1,322	7	87	107	239	512	293	77	...
9 Land in multiple-unit operations....total acres 1954...	283,832	410	12,522	14,702	38,824	112,973	76,062	27,168	1,171
10 1950...	236,202	2,115	10,626	12,895	35,535	90,995	60,713	23,323	...
11 Home farms.....acres 1954...	231,413	351	10,905	12,005	31,243	90,924	62,072	22,796	1,117
12 1950...	192,209	1,071	7,120	10,373	29,982	74,253	50,113	19,297	...
13 Cropper farms.....acres 1954...	52,419	59	1,617	2,697	7,581	22,049	13,990	4,372	54
14 1950...	43,993	1,044	3,506	2,522	5,553	16,742	10,600	4,026	...
15 Cropland harvested.....total acres 1954...	86,067	...	1,436	2,936	9,961	30,038	28,038	12,519	1,139
16 1949...	73,497	...	1,028	2,422	8,300	28,431	24,225	9,091	...
17 Corn harvested for grain.....multiple units reporting 1954...	1,109	...	88	110	246	412	209	42	2
18 1949...	942	...	62	85	198	392	174	31	...
19 subunits reporting 1954...	1,958	...	101	142	383	749	468	111	4
20 1949...	1,636	...	74	113	312	694	365	78	...
21 acres 1954...	39,412	...	665	1,457	5,016	14,725	12,948	4,345	256
22 1949...	28,438	...	402	892	3,273	11,493	9,334	3,044	...
23 bushels 1954...	751,217	...	11,038	26,398	94,451	295,541	239,049	80,895	3,845
24 1949...	708,883	...	10,158	24,641	77,603	284,785	244,427	67,269	...
25 Cotton harvested.....multiple units reporting 1954...	1,078	...	95	110	237	394	199	41	2
26 1949...	877	...	62	83	181	360	165	26	...
27 subunits reporting 1954...	1,879	...	110	149	376	677	435	129	3
28 1949...	1,553	...	71	127	299	629	351	76	...
29 acres 1954...	19,029	...	597	891	3,042	7,045	5,592	1,843	19
30 1949...	19,527	...	440	1,013	2,771	7,974	5,589	1,540	...
31 bales 1954...	14,657	...	395	625	2,336	5,556	4,285	1,442	18
32 1949...	12,976	...	273	608	1,713	5,274	4,103	1,005	...
33 Tobacco harvested.....multiple units reporting 1954...	112	...	9	5	28	40	25	5	...
34 1949...	124	...	5	8	25	61	21	4	...
35 subunits reporting 1954...	140	...	9	5	33	52	34	7	...
36 1949...	169	...	6	9	31	46	33	4	...
37 acres 1954...	341	...	11	7	66	138	88	31	...
38 1949...	394	...	11	15	70	186	99	13	...
39 pounds 1954...	397,820	...	16,400	7,300	70,100	146,810	107,410	49,800	...
40 1949...	475,019	...	10,780	17,390	78,036	220,443	131,410	16,960	...
41 Peanuts harvested for picking or threshing.....multiple units reporting 1954...	7	...	2	2	...	2	1
42 1949...	6	...	1	1	3	...	1
43 subunits reporting 1954...	8	...	2	2	...	3	1
44 1949...	6	...	1	1	3	...	1
45 acres 1954...	20	...	4	5	...	9	2
46 1949...	19	...	1	1	9	...	8
47 pounds 1954...	18,180	...	2,540	4,240	...	9,900	1,500
48 1949...	9,452	...	700	552	4,000	...	4,200
49 Horses and/or mules....multiple units reporting 1954...	822	1	62	68	180	309	166	34	2
50 1950...	884	1	61	78	187	371	158	28	...
51 number 1954...	2,097	1	126	149	423	760	490	143	5
52 1950...	2,918	2	153	213	539	1,194	623	194	...
53 Landlord-tenant operations containing multiple units: All subunits including home farm.....number 1954...	3,165	9	311	291	617	1,103	644	185	5
54 1950...	2,862	18	222	236	541	1,091	564	190	...
55 Land in all subunits including home farm.....acres 1954...	303,512	423	14,655	16,414	41,533	120,217	80,732	28,367	1,171
56 1950...	259,810	2,255	12,995	14,800	39,389	97,944	65,063	27,364	...
57 Owned by operator of multiple unit....acres 1954...	265,849	423	13,738	16,127	38,359	108,286	66,058	22,027	831
58 1950...	229,217	2,255	12,610	13,541	36,740	84,873	55,190	24,008	...
59 Rented by operator of multiple unit.....acres 1954...	37,663	...	917	287	3,174	11,931	14,674	6,340	340
60 1950...	30,593	...	385	1,259	2,649	13,071	9,873	3,356	...
61 Subunits not included in multiple units.....operators reporting 1954...	291	1	40	35	53	89	54	19	...
62 1950...	284	1	35	26	56	96	51	19	...
63 number 1954...	449	1	57	47	74	158	79	33	...
64 1950...	552	4	51	36	95	191	94	81	...
65 Share tenants.....number 1954...	384	...	47	44	62	134	70	27	...
66 1950...	336	3	26	22	55	115	57	58	...
67 Other tenants, not croppers nor share tenants.....number 1954...	65	1	10	3	12	24	9	6	...
68 1950...	216	1	25	14	40	76	37	23	...
69 Land in subunits not included in multiple units.....acres 1954...	19,680	13	2,133	1,712	2,709	7,244	4,670	1,199	...
70 1950...	23,608	140	2,369	1,905	3,854	6,949	4,350	4,041	...

Economic Area Table 4.—MULTIPLE-UNIT OPERATIONS, BY ACRES OF CROPLAND HARVESTED: CENSUSES OF 1954 AND 1950—Continued

Item (For definitions and explanations, see text)		Area 3								
		Total	Acres of cropland harvested							
			None	Under 20 acres	20 to 29 acres	30 to 49 acres	50 to 99 acres	100 to 199 acres	200 to 499 acres	500 acres and over
1	Multiple-unit operations.....number 1954...	483	1	78	68	95	147	70	22	2
2	1950...	568	6	59	70	152	179	80	22	...
3	Subunits in multiple-unit operations.....total number 1954...	1,113	2	157	145	196	334	180	88	11
4	1950...	1,309	12	118	148	322	402	221	86	...
5	Home farms.....number 1954...	475	1	76	67	95	145	67	22	2
6	1950...	558	6	57	70	150	174	80	21	...
7	Cropper farms.....number 1954...	638	1	81	78	101	189	113	66	9
8	1950...	751	6	61	78	172	228	141	65	...
9	Land in multiple-unit operations....total acres 1954...	175,919	955	11,055	12,868	20,173	52,564	48,982	26,976	2,346
10	1950...	182,328	1,880	8,725	11,928	29,269	55,445	48,120	26,961	...
11	Home farms.....acres 1954...	158,577	900	10,294	11,160	17,541	46,637	45,263	24,702	2,080
12	1950...	157,141	1,211	7,610	10,290	24,462	47,174	44,331	22,063	...
13	Cropper farms.....acres 1954...	17,342	55	761	1,708	2,632	5,927	3,719	2,274	266
14	1950...	25,187	669	1,115	1,638	4,807	8,271	3,789	4,898	...
15	Cropland harvested.....total acres 1954...	33,708	...	808	1,615	3,686	10,585	9,383	6,416	1,215
16	1949...	37,627	...	646	1,726	5,908	12,348	10,981	6,018	...
17	Corn harvested for grain.....multiple units reporting 1954...	452	...	56	63	95	145	70	21	2
18	1949...	538	...	43	68	149	178	78	22	...
19	subunits reporting 1954...	797	...	70	90	142	269	151	68	7
20	1949...	946	...	52	100	236	325	168	65	...
21	acres 1954...	16,497	...	472	949	2,101	5,610	4,512	2,687	166
22	1949...	18,699	...	323	931	3,068	6,145	5,461	2,771	...
23	bushels 1954...	301,985	...	7,832	16,969	34,187	98,245	89,330	51,672	3,750
24	1949...	491,738	...	8,507	24,076	75,001	156,247	154,052	73,855	...
25	Cotton harvested.....multiple units reporting 1954...	181	...	15	19	36	65	31	14	1
26	1949...	215	...	15	15	60	77	38	10	...
27	subunits reporting 1954...	337	...	18	24	56	116	62	54	7
28	1949...	378	...	16	23	90	144	79	26	...
29	acres 1954...	3,279	...	81	110	370	1,060	670	815	173
30	1949...	4,875	...	80	159	883	1,703	1,288	762	...
31	bales 1954...	1,916	...	43	63	212	592	435	469	102
32	1949...	2,367	...	38	63	419	837	587	423	...
33	Tobacco harvested.....multiple units reporting 1954...	234	...	37	39	49	65	36	7	1
34	1949...	271	...	20	45	86	80	31	9	...
35	subunits reporting 1954...	361	...	47	57	63	105	66	20	3
36	1949...	439	...	24	65	133	134	63	20	...
37	acres 1954...	1,088	...	83	122	178	363	258	76	8
38	1949...	1,377	...	46	172	375	429	218	137	...
39	pounds 1954...	1,246,579	...	88,014	136,712	207,650	437,630	275,623	90,950	10,000
40	1949...	1,726,176	...	50,183	259,854	438,222	538,833	268,191	170,893	...
41	Peanuts harvested for picking or threshing.....multiple units reporting 1954...	5	1	1	2	1
42	1949...	12	...	1	...	2	6	...	1	...
43	subunits reporting 1954...	6	1	1	2	2
44	1949...	12	...	1	...	2	6	...	1	...
45	acres 1954...	21	1	5	5	10
46	1949...	49	...	15	...	12	11	9	2	...
47	pounds 1954...	16,427	123	4,000	5,480	6,824
48	1949...	46,824	...	12,750	...	9,340	9,934	14,000	800	...
49	Horses and/or mules....multiple units reporting 1954...	372	...	45	50	75	123	61	17	1
50	1950...	499	2	42	59	142	165	72	17	...
51	number 1954...	1,041	...	86	116	166	332	218	115	8
52	1950...	1,726	6	113	156	401	582	345	123	...
53	Landlord-tenant operations containing multiple units:									
54	All subunits including home farm.....number 1954...	1,271	5	186	160	217	370	220	100	13
55	1950...	1,545	20	141	163	375	457	285	104	...
56	Land in all subunits including home farm.....acres 1954...	184,264	1,100	12,355	13,369	21,828	54,239	51,835	27,162	2,376
57	1950...	192,248	2,054	9,481	12,353	31,992	57,884	50,888	27,596	...
58	Owned by operator of multiple unit.....acres 1954...	166,201	1,100	11,990	12,753	21,026	50,655	49,017	18,280	1,380
59	1950...	171,573	2,054	9,019	11,563	30,822	52,523	43,523	22,069	...
60	Rented by operator of multiple unit.....acres 1954...	18,063	...	365	616	802	3,584	2,818	8,882	996
61	1950...	20,675	...	462	790	1,170	5,361	7,365	5,527	...
62	Subunits not included in multiple units.....operators reporting 1954...	101	1	24	15	13	23	18	6	1
63	1950...	152	5	19	12	34	43	30	9	...
64	number 1954...	158	3	29	15	21	36	40	12	2
65	1950...	236	8	23	15	53	55	64	18	...
66	Share tenants.....number 1954...	123	3	18	15	16	23	35	11	2
67	1950...	125	6	8	4	28	33	33	13	...
68	Other tenants, not croppers nor share tenants.....number 1954...	35	...	11	...	5	13	5	1	...
69	1950...	111	2	15	11	25	22	31	5	...
70	Land in subunits not included in multiple units.....acres 1954...	8,345	145	1,300	501	1,655	1,675	2,853	186	30
	1950...	9,920	174	756	425	2,723	2,439	2,768	635	...

MULTIPLE-UNIT OPERATIONS

Economic Area Table 4.—MULTIPLE-UNIT OPERATIONS, BY ACRES OF CROPLAND HARVESTED: CENSUSES OF 1954 AND 1950—Continued

Item (For definitions and explanations, see text)	Area 4								
	Total	Acres of cropland harvested							
		None	Under 20 acres	20 to 29 acres	30 to 49 acres	50 to 99 acres	100 to 199 acres	200 to 499 acres	500 acres and over
1 Multiple-unit operations.....number 1954...	1,301	3	192	145	269	397	218	72	5
2 1950...	1,396	13	160	114	272	477	278	77	5
3 Subunits in multiple-unit operations.....total number 1954...	3,137	6	398	307	601	926	605	260	34
4 1950...	3,304	26	330	238	564	1,106	745	263	32
5 Home farms.....number 1954...	1,245	3	179	140	258	384	208	68	5
6 1950...	1,371	12	157	112	268	470	272	75	5
7 Cropper farms.....number 1954...	1,892	3	219	167	343	542	397	192	29
8 1950...	1,933	14	173	126	296	636	473	188	27
9 Land in multiple-unit operations....total acres 1954...	291,096	100	17,879	18,133	42,501	83,156	74,594	47,738	6,995
10 1950...	310,773	1,198	13,709	13,265	37,682	96,733	89,963	47,165	11,058
11 Home farms.....acres 1954...	248,978	97	15,458	15,323	35,662	70,003	63,741	42,427	6,267
12 1950...	260,618	825	11,761	11,016	30,654	80,748	75,551	42,285	7,778
13 Cropper farms.....acres 1954...	42,118	3	2,421	2,810	6,839	13,153	10,853	5,311	728
14 1950...	50,155	373	1,948	2,249	7,028	15,985	14,412	4,880	3,280
15 Cropland harvested.....total acres 1954...	97,241	...	1,960	3,587	10,678	27,609	29,136	20,615	3,656
16 1949...	112,881	...	1,811	2,814	10,741	34,567	37,444	21,893	3,611
17 Corn harvested for grain.....multiple units reporting 1954...	1,163	...	115	132	255	375	211	70	5
18 1949...	1,263	...	108	95	252	464	266	73	5
19 subunits reporting 1954...	2,036	...	134	181	363	671	457	200	30
20 1949...	2,171	...	129	126	361	794	536	198	27
21 acres 1954...	34,415	...	883	1,616	4,517	9,915	9,749	6,627	1,108
22 1949...	39,927	...	816	1,170	4,454	12,951	12,739	6,538	1,259
23 bushels 1954...	798,805	...	16,168	31,705	96,358	225,428	227,286	172,910	28,950
24 1949...	1,395,728	...	24,716	35,541	140,134	452,927	469,753	234,602	38,055
25 Cotton harvested.....multiple units reporting 1954...
26 1949...
27 subunits reporting 1954...
28 1949...
29 acres 1954...
30 1949...
31 bales 1954...
32 1949...
33 Tobacco harvested..... multiple units reporting 1954...	1,282	...	183	144	266	395	217	72	5
34 1949...	1,349	...	145	108	268	471	275	77	5
35 subunits reporting 1954...	2,435	...	245	210	455	735	526	234	30
36 1949...	2,290	...	181	147	387	785	565	199	26
37 acres 1954...	8,824	...	482	548	1,406	2,713	2,278	1,208	189
38 1949...	9,336	...	356	374	1,173	3,147	2,759	1,248	279
39 pounds 1954...	11,490,108	...	542,766	650,113	1,775,175	3,445,079	3,066,598	1,748,727	261,650
40 1949...	12,806,157	...	422,739	458,187	1,482,122	4,431,520	3,918,514	1,705,808	387,267
41 Peanuts harvested for picking or threshing.....multiple units reporting 1954...
42 1949...
43 subunits reporting 1954...
44 1949...
45 acres 1954...
46 1949...
47 pounds 1954...
48 1949...
49 Horses and/or mules....multiple units reporting 1954...	1,028	1	122	116	204	326	188	67	4
50 1950...	1,202	5	103	99	241	422	257	70	5
51 number 1954...	2,753	1	274	249	464	888	568	285	24
52 1950...	4,101	10	249	253	669	1,381	1,024	411	104
53 Landlord-tenant operations containing multiple units:									
54 All subunits including home farm.....number 1954...	3,388	6	451	341	646	983	640	287	34
55 1950...	3,635	27	357	262	611	1,207	821	314	36
56 Land in all subunits including home farm.....acres 1954...	301,602	100	19,676	21,293	43,892	85,221	75,624	48,801	6,995
57 1950...	328,158	1,224	14,790	14,079	39,783	100,753	93,816	52,286	11,427
58 Owned by operator of multiple unit.....acres 1954...	270,141	100	18,985	20,154	40,390	77,212	65,389	41,340	6,571
59 1950...	287,759	1,062	13,868	12,955	36,694	88,140	82,048	43,987	9,005
60 Rented by operator of multiple unit.....acres 1954...	31,461	...	691	1,139	3,502	8,009	10,235	7,461	424
61 1950...	40,399	162	922	1,124	3,089	12,613	11,768	8,299	2,422
62 Subunits not included in multiple units.....operators reporting 1954...	186	...	46	23	30	47	24	16	...
63 1950...	225	1	23	17	36	74	51	21	2
64 number 1954...	251	...	53	34	45	57	35	27	...
65 1950...	331	1	27	24	47	101	76	51	4
66 Share tenants.....number 1954...	199	...	40	30	41	46	24	18	...
67 1950...	138	1	10	9	16	46	29	23	4
68 Other tenants, not croppers nor share tenants.....number 1954...	52	...	13	4	4	11	11	9	...
69 1950...	193	...	17	15	31	55	47	28	...
70 Land in subunits not included in multiple units.....acres 1954...	10,506	...	1,797	3,160	1,391	2,065	1,030	1,063	...
1950...	17,385	26	1,081	814	2,101	4,020	3,853	5,121	369

Economic Area Table 4.—MULTIPLE-UNIT OPERATIONS, BY ACRES OF CROPLAND HARVESTED: CENSUSES OF 1954 AND 1950—Continued

Item (For definitions and explanations, see text)		Area 5 and B								
		Total	Acres of cropland harvested							
			None	Under 20 acres	20 to 29 acres	30 to 49 acres	50 to 99 acres	100 to 199 acres	200 to 499 acres	500 acres and over
1	Multiple-unit operations.....number	1954... 2,831	21	491	316	591	757	482	159	14
2		1950... 2,971	31	386	298	633	952	503	158	10
3	Subunits in multiple-unit operations.....total number	1954... 6,437	44	1,020	667	1,258	1,669	1,203	487	89
4		1950... 6,874	68	792	621	1,343	2,127	1,314	541	68
5	Home farms.....number	1954... 2,767	18	478	308	580	746	472	151	14
6		1950... 2,921	30	379	289	624	937	497	155	10
7	Cropper farms.....number	1954... 3,670	26	542	359	678	923	731	336	75
8		1950... 3,953	38	413	332	719	1,190	817	386	58
9	Land in multiple-unit operations...total acres	1954... 680,222	2,841	53,856	45,492	105,452	175,321	180,125	94,463	22,672
10		1950... 687,605	4,876	41,126	42,427	103,333	206,553	174,144	100,009	15,137
11	Home farms.....acres	1954... 571,502	2,265	46,362	38,604	88,834	146,655	153,172	77,597	18,013
12		1950... 560,915	2,809	32,970	34,432	83,593	169,125	143,070	83,201	11,715
13	Cropper farms.....acres	1954... 108,720	576	7,494	6,888	16,618	28,666	26,953	16,866	4,659
14		1950... 126,690	2,067	8,156	7,995	19,740	37,428	31,074	16,808	3,422
15	Cropland harvested.....total acres	1954... 208,200	...	4,904	7,739	22,882	53,197	65,585	43,385	10,508
16		1949... 224,722	...	4,373	7,255	24,967	66,695	68,270	44,474	8,688
17	Corn harvested for grain.....multiple units reporting	1954... 2,234	...	240	240	499	662	436	144	13
18		1949... 2,653	...	261	264	590	905	473	150	10
19	subunits reporting	1954... 3,383	...	265	299	661	993	790	319	56
20		1949... 4,362	...	300	341	841	1,495	956	376	53
21	acres	1954... 62,273	...	1,959	3,036	8,909	17,728	18,646	10,315	1,680
22		1949... 85,291	...	2,398	3,671	10,980	27,618	25,047	13,562	2,015
23	bushels	1954... 1,021,656	...	32,820	47,921	137,018	290,417	309,123	177,714	26,643
24		1949... 2,739,751	...	72,034	109,615	334,241	893,418	804,298	439,735	56,410
25	Cotton harvested.....multiple units reporting	1954... 936	...	98	86	178	286	195	83	10
26		1949... 866	...	51	56	189	328	174	61	7
27	subunits reporting	1954... 1,440	...	110	106	233	424	328	185	54
28		1949... 1,384	...	61	68	250	514	318	135	38
29	acres	1954... 10,653	...	423	539	1,431	3,162	2,590	1,843	665
30		1949... 12,794	...	290	471	1,716	4,670	2,863	2,132	652
31	bales	1954... 6,044	...	202	284	820	1,815	1,496	1,054	373
32		1949... 9,007	...	174	279	1,087	3,046	2,217	1,627	577
33	Tobacco harvested.....multiple units reporting	1954... 1,897	...	371	214	411	489	307	99	6
34		1949... 1,775	...	253	191	387	550	298	90	6
35	subunits reporting	1954... 2,737	...	461	279	550	693	547	182	25
36		1949... 2,661	...	300	257	523	813	523	218	27
37	acres	1954... 4,236	...	547	360	765	1,051	1,026	426	61
38		1949... 4,295	...	424	360	746	1,203	989	492	81
39	pounds	1954... 4,696,279	...	582,374	384,630	894,896	1,181,273	1,119,205	453,361	80,540
40		1949... 5,025,462	...	466,059	397,464	859,399	1,436,101	1,186,226	547,931	132,282
41	Peanuts harvested for picking or threshing.....multiple units reporting	1954... 3	1	2
42		1949...
43	subunits reporting	1954... 3	1	2
44		1949...
45	acres	1954... 5	2	3
46		1949...
47	pounds	1954... 4,300	2,000	2,300
48		1949...
49	Horses and/or mules...multiple units reporting	1954... 2,329	5	360	266	498	631	411	146	12
50		1950... 2,575	17	287	255	568	845	456	140	7
51	number	1954... 7,770	13	852	729	1,449	2,117	1,703	766	141
52		1950... 11,130	46	930	823	2,082	3,595	2,545	1,003	106
53	Landlord-tenant operations containing multiple units:									
54	All subunits including home farm.....number	1954... 7,163	50	1,179	745	1,392	1,815	1,326	547	109
55		1950... 7,805	88	947	700	1,501	2,373	1,501	618	77
56	Land in all subunits including home farm.....acres	1954... 717,825	3,007	59,302	48,579	112,798	181,045	189,960	98,714	24,420
57		1950... 735,268	6,592	50,015	45,990	110,673	217,473	183,671	105,267	15,587
58	Owned by operator of multiple unit.....acres	1954... 599,174	3,006	55,504	45,545	101,712	159,564	145,013	71,266	17,564
59		1950... 617,315	6,184	47,859	43,315	99,636	185,211	143,532	77,927	13,651
60	Rented by operator of multiple unit.....acres	1954... 118,651	1	3,798	3,034	11,086	21,481	44,947	27,448	6,856
61		1950... 117,935	408	2,156	2,675	11,037	32,262	40,139	27,340	1,936
62	Subunits not included in multiple units.....operators reporting	1954... 512	5	113	64	93	113	82	37	5
63		1950... 649	8	106	55	123	186	115	52	4
64	number	1954... 726	6	159	78	134	146	123	60	20
65		1950... 931	20	155	79	158	246	187	77	9
66	Share tenants.....number	1954... 594	3	124	66	115	118	104	45	19
67		1950... 468	12	82	44	83	116	78	49	4
68	Other tenants, not croppers nor share tenants.....number	1954... 132	3	35	12	19	28	19	15	1
69		1950... 463	8	73	35	75	130	109	28	5
70	Land in subunits not included in multiple units.....acres	1954... 37,603	166	5,446	3,087	7,346	5,724	9,835	4,251	1,748
		1950... 47,663	1,716	8,889	3,563	7,340	10,920	9,527	5,258	450

MULTIPLE-UNIT OPERATIONS

Economic Area Table 4.—MULTIPLE-UNIT OPERATIONS, BY ACRES OF CROPLAND HARVESTED: CENSUSES OF 1954 AND 1950—Continued

Item (For definitions and explanations, see text)	Area 6 (part) ¹								
	Total	Acres of cropland harvested							
		None	Under 20 acres	20 to 29 acres	30 to 49 acres	50 to 99 acres	100 to 199 acres	200 to 499 acres	500 acres and over
1 Multiple-unit operations.....number 1954...	554	7	87	70	107	158	97	28	...
2 1950...	1,272	20	230	186	321	342	145	27	1
3 Subunits in multiple-unit									
4 operations.....total number 1954...	1,238	15	182	147	235	362	214	83	...
5 1950...	2,817	41	466	387	687	772	371	91	2
6 Home farms.....number 1954...	542	7	85	69	104	155	95	27	...
7 1950...	1,252	20	227	182	316	337	142	27	1
8 Cropper farms.....number 1954...	696	8	97	78	131	207	119	56	...
9 1950...	1,565	21	239	205	371	435	229	64	1
10 Land in multiple-unit operations....total acres 1954...	119,251	1,322	9,658	8,857	17,829	35,675	28,528	17,382	...
11 1950...	248,947	3,288	22,139	24,582	56,262	76,439	48,379	17,058	800
12 Home farms.....acres 1954...	97,664	1,202	7,876	7,301	14,212	29,290	23,193	14,590	...
13 1950...	201,899	2,274	17,904	20,206	46,418	61,710	38,415	14,212	760
14 Cropper farms.....acres 1954...	21,587	120	1,782	1,556	3,617	6,385	5,335	2,792	...
15 1950...	47,048	1,014	4,235	4,376	9,844	14,729	9,964	2,846	40
16 Cropland harvested.....total acres 1954...	38,347	...	972	1,746	4,220	11,455	12,933	7,021	...
17 1949...	70,135	...	2,616	4,507	12,494	23,701	18,900	7,407	510
18 Corn harvested for									
19 grain.....multiple units reporting 1954...	515	...	66	66	107	154	95	27	...
20 1949...	1,166	...	185	173	307	332	141	27	1
21 subunits reporting 1954...	855	...	77	87	171	281	173	66	...
22 1949...	1,838	...	226	223	474	578	267	69	1
23 acres 1954...	14,290	...	532	890	2,139	4,625	4,276	1,828	...
24 1949...	30,000	...	1,698	2,471	6,198	10,208	6,472	2,553	400
25 bushels 1954...	378,511	...	10,350	21,118	49,639	110,023	123,346	64,035	...
26 1949...	1,064,518	...	49,393	74,030	199,319	363,779	243,183	122,814	12,000
27 Cotton harvested.....multiple units reporting 1954...	186	...	6	13	22	58	66	21	...
28 1949...	155	...	2	13	19	56	51	14	...
29 subunits reporting 1954...	278	...	8	15	26	78	107	44	...
30 1949...	234	...	2	15	30	78	77	32	...
31 acres 1954...	2,155	...	33	97	175	527	973	350	...
32 1949...	1,996	...	11	81	205	622	715	362	...
33 bales 1954...	1,729	...	22	65	126	412	805	299	...
34 1949...	1,636	...	6	58	181	522	583	286	...
35 Tobacco harvested.....multiple units reporting 1954...	317	...	67	52	74	93	23	8	...
36 1949...	808	...	167	132	219	212	70	7	1
37 subunits reporting 1954...	522	...	97	75	124	168	40	18	...
38 1949...	1,134	...	198	165	309	311	135	15	1
39 acres 1954...	686	...	107	96	164	244	50	25	...
40 1949...	1,352	...	200	175	358	417	178	21	3
41 pounds 1954...	1,038,952	...	158,739	138,438	247,661	372,566	81,748	39,800	...
42 1949...	1,582,289	...	206,402	194,227	421,797	493,434	228,937	34,492	3,000
43 Peanuts harvested for picking or									
44 threshing.....multiple units reporting 1954...
45 1949...	1	1
46 subunits reporting 1954...
47 1949...	1	1
48 acres 1954...
49 1949...	2	2
50 pounds 1954...
51 1949...	2,000	2,000
52 Horses and/or mules....multiple units reporting 1954...	444	1	63	54	90	134	82	20	...
53 1950...	1,044	11	160	160	273	288	130	21	1
54 number 1954...	1,251	2	134	131	260	433	197	94	...
55 1950...	3,487	26	393	436	878	1,005	513	230	6
56 Landlord-tenant operations containing multiple units:									
57 All subunits including home farm.....number 1954...	1,371	19	219	162	262	387	234	88	...
58 1950...	3,281	59	561	461	802	865	428	103	2
59 Land in all subunits including									
60 home farm.....acres 1954...	123,031	1,811	10,518	9,071	18,162	36,724	29,067	17,678	...
61 1950...	265,133	4,493	24,966	28,100	58,893	80,875	49,624	17,382	800
62 Owned by operator of multiple unit.....acres 1954...	109,352	1,619	9,584	8,648	17,063	34,685	22,637	15,116	...
63 1950...	250,173	4,000	24,136	26,933	56,721	76,744	44,686	16,153	800
64 Rented by operator of multiple									
65 unit.....acres 1954...	13,679	192	934	423	1,099	2,039	6,430	2,562	...
66 1950...	14,960	493	830	1,167	2,172	4,131	4,938	1,229	...
67 Subunits not included in multiple									
68 units.....operators reporting 1954...	106	1	29	14	22	21	16	3	...
69 1950...	320	11	70	49	73	71	36	10	...
70 number 1954...	133	4	37	15	27	25	20	5	...
71 1950...	464	18	95	74	115	93	57	12	...
72 Share tenants.....number 1954...	104	1	32	13	22	18	13	5	...
73 1950...	218	9	49	36	40	48	28	8	...
74 Other tenants, not croppers									
75 nor share tenants.....number 1954...	29	3	5	2	5	7	7
76 1950...	246	9	46	38	75	45	29	4	...
77 Land in subunits not included									
78 in multiple units.....acres 1954...	3,780	489	860	214	333	1,049	539	296	...
79 1950...	16,186	1,205	2,827	3,518	2,631	4,436	1,245	324	...

¹Data for 1950 include reports for Clay, De Kalb, Jackson, Overton, Pickett, and Putnam Counties which were not included in the 1954 multiple-unit area. See text.

Economic Area Table 4.—MULTIPLE-UNIT OPERATIONS, BY ACRES OF CROPLAND HARVESTED: CENSUSES OF 1954 AND 1950—Continued

Item (For definitions and explanations, see text)	Area 8 ^b								
	Total	Acres of cropland harvested							
		None	Under 20 acres	20 to 29 acres	30 to 49 acres	50 to 99 acres	100 to 199 acres	200 to 499 acres	500 acres and over
Multiple-unit operations.....number	1954... 3,587	11	1,269	562	765	746	196	37	1
	1950... 3,317	20	873	496	821	822	246	35	4
Subunits in multiple-unit operations.....total number	1954... 8,291	23	2,696	1,218	1,708	1,845	618	156	27
	1950... 7,463	42	1,812	1,044	1,782	1,918	714	122	29
Home farms.....number	1954... 3,537	11	1,251	551	755	737	195	36	1
	1950... 3,250	20	856	487	811	798	240	34	4
Cropper farms.....number	1954... 4,754	12	1,445	667	953	1,108	423	120	26
	1950... 4,213	22	956	557	971	1,120	474	88	25
Land in multiple-unit operations.....total acres	1954... 522,810	1,453	86,864	57,448	105,853	162,392	77,826	26,459	4,515
	1950... 508,883	2,217	66,616	48,464	110,455	163,008	90,752	19,208	8,163
Home farms.....acres	1954... 453,801	1,342	78,454	51,025	91,312	137,387	66,649	23,418	4,214
	1950... 428,111	1,778	57,816	40,736	92,085	133,742	78,175	16,301	7,478
Cropper farms.....acres	1954... 69,009	111	8,410	6,423	14,541	25,005	11,177	3,041	301
	1950... 80,772	439	8,800	7,728	18,370	29,266	12,577	2,907	685
Cropland harvested.....total acres	1954... 143,051	...	12,272	13,569	29,477	50,664	26,433	9,555	1,081
	1949... 153,317	...	9,081	12,051	31,630	56,098	32,621	8,855	2,981
Corn harvested for grain.....multiple units reporting	1954... 3,011	...	880	489	706	710	190	35	1
	1949... 2,979	...	668	465	777	792	238	35	4
subunits reporting	1954... 4,375	...	1,046	648	968	1,158	432	109	14
	1949... 4,384	...	816	603	1,099	1,279	485	91	11
acres	1954... 33,977	...	4,152	3,619	6,884	10,963	6,038	1,987	334
	1949... 41,154	...	3,770	3,950	8,929	14,037	7,697	1,961	810
bushels	1954... 1,128,472	...	123,486	115,718	229,373	362,464	209,405	77,631	10,395
	1949... 1,565,955	...	128,877	138,644	334,092	541,248	320,769	77,125	25,200
Cotton harvested.....multiple units reporting	1954...
	1949...
subunits reporting	1954...
	1949...
acres	1954...
	1949...
bales	1954...
	1949...
Tobacco harvested.....multiple units reporting	1954... 3,489	...	1,216	553	750	737	195	37	1
	1949... 3,115	...	775	476	790	795	241	34	4
subunits reporting	1954... 5,448	...	1,540	789	1,154	1,349	465	127	24
	1949... 4,607	...	941	638	1,146	1,268	507	89	18
acres	1954... 6,976	...	1,550	905	1,476	1,974	812	216	43
	1949... 6,606	...	1,035	791	1,581	2,033	925	160	81
pounds	1954... 10,555,101	...	2,188,953	1,364,981	2,282,671	3,046,240	1,293,340	321,116	57,800
	1949... 8,618,564	...	1,215,347	1,021,215	2,155,826	2,698,542	1,249,448	202,636	75,550
Peanuts harvested for picking or threshing.....multiple units reporting	1954...
	1949...
subunits reporting	1954...
	1949...
acres	1954...
	1949...
pounds	1954...
	1949...
Horses and/or mules.....multiple units reporting	1954... 2,591	4	774	412	619	587	166	28	1
	1950... 2,806	12	612	444	731	736	234	33	4
number	1954... 6,025	5	1,436	860	1,390	1,559	593	149	33
	1950... 8,111	22	1,291	1,085	2,019	2,372	1,028	208	86
Landlord-tenant operations containing multiple units:									
All subunits including home farm.....number	1954... 8,833	28	2,890	1,282	1,815	1,979	645	167	27
	1950... 8,306	49	2,055	1,144	1,943	2,122	822	137	34
Land in all subunits including home farm.....acres	1954... 539,542	1,642	92,203	61,046	108,043	165,780	79,662	26,651	4,515
	1950... 528,270	2,321	70,390	50,702	116,103	166,812	93,868	19,787	8,287
Owned by operator of multiple unit.....acres	1954... 500,589	1,642	90,502	58,634	104,128	150,279	66,258	24,631	4,515
	1950... 492,461	2,180	68,409	49,046	110,819	156,503	81,051	16,166	8,287
Rented by operator of multiple unit.....acres	1954... 38,953	...	1,701	2,412	3,915	15,501	13,404	2,020	...
	1950... 35,809	141	1,981	1,656	5,284	10,309	12,817	3,621	...
Subunits not included in multiple units.....operators reporting	1954... 418	3	152	54	86	97	19	7	...
	1950... 628	5	178	81	126	154	70	12	2
number	1954... 542	5	194	64	107	134	27	11	...
	1950... 843	7	243	100	161	204	108	15	5
Share tenants.....number	1954... 469	5	167	53	95	118	24	7	...
	1950... 237	1	82	20	44	54	31	5	...
Other tenants, not croppers nor share tenants.....number	1954... 73	...	27	11	12	16	3	4	...
	1950... 606	6	161	80	117	150	77	10	5
Land in subunits not included in multiple units.....acres	1954... 16,732	189	5,339	3,598	2,190	3,388	1,836	192	...
	1950... 19,387	104	3,774	2,238	5,648	3,804	3,116	579	124

^bArea includes Sevier County from Area 8a.

MULTIPLE-UNIT OPERATIONS

Economic Area Table 5.—MULTIPLE-UNIT OPERATIONS, BY NUMBER OF SUBUNITS: CENSUSES OF 1954 AND 1950

Item (For definitions and explanations, see text)	Total, selected areas ¹						
	Total	Number of subunits					
		2	3	4	5 to 9	10 to 19	20 and over
1 Multiple-unit operations.....number 1954...	15,004	10,570	2,634	889	779	118	14
2 1950...	15,895	11,508	2,557	901	807	103	19
3 Subunits in multiple-unit operations.....total number 1954...	39,069	21,140	7,902	3,556	4,652	1,481	338
4 1950...	40,773	23,016	7,671	3,604	4,735	1,266	481
5 Home farms.....number 1954...	14,541	10,238	2,554	865	759	111	14
6 1950...	15,351	11,157	2,449	861	771	98	15
7 Cropper farms.....number 1954...	24,528	10,902	5,348	2,691	3,893	1,370	324
8 1950...	25,422	11,859	5,222	2,743	3,964	1,368	466
9 Land in multiple-unit operations....total acres 1954...	3,480,926	1,764,024	714,546	327,520	473,352	170,043	31,441
10 1950...	3,462,571	1,855,899	662,587	343,798	428,089	121,783	50,415
11 Home farms.....acres 1954...	2,924,593	1,505,405	590,433	270,735	388,763	143,579	25,678
12 1950...	2,812,579	1,544,086	531,220	271,550	326,152	96,676	42,895
13 Cropper farms.....acres 1954...	556,333	258,619	124,113	56,785	84,589	26,464	5,763
14 1950...	649,992	311,813	131,367	72,248	101,937	25,107	7,520
15 Cropland harvested.....total acres 1954...	1,197,080	571,509	249,994	123,008	180,526	60,730	11,313
16 1949...	1,220,403	625,093	242,497	125,095	165,929	47,564	14,227
17 Corn harvested for grain.....multiple units reporting 1954...	13,079	8,964	2,411	834	741	115	14
18 1949...	14,402	10,263	2,399	856	766	99	19
19 subunits reporting 1954...	23,943	12,707	5,005	2,245	2,902	920	164
20 1949...	26,376	14,971	5,015	2,282	3,117	748	243
21 acres 1954...	362,817	186,044	75,629	34,751	47,363	16,450	2,580
22 1949...	388,568	212,056	76,811	36,947	48,023	11,000	3,731
23 bushels 1954...	6,853,828	3,574,504	1,467,689	656,211	827,666	279,037	48,721
24 1949...	11,408,264	6,302,604	2,333,649	1,088,430	1,309,793	268,182	105,606
25 Cotton harvested.....multiple units reporting 1954...	7,381	4,516	1,463	618	660	112	12
26 1949...	7,293	4,510	1,402	603	662	97	19
27 subunits reporting 1954...	17,965	7,063	3,610	2,137	3,586	1,294	275
28 1949...	17,488	7,317	3,423	1,994	3,392	1,023	339
29 acres 1954...	238,415	83,579	47,765	29,855	53,530	19,384	4,302
30 1949...	268,989	105,906	53,247	32,117	54,378	17,105	6,236
31 bales 1954...	203,800	67,352	39,827	26,228	48,231	18,007	4,155
32 1949...	208,935	79,187	41,419	25,909	43,520	13,792	5,108
33 Tobacco harvested.....multiple units reporting 1954...	7,336	5,703	1,208	285	133	6	1
34 1949...	7,452	5,925	1,082	292	146	7	...
35 subunits reporting 1954...	11,652	7,667	2,494	822	584	61	24
36 1949...	11,314	7,806	2,122	793	544	49	...
37 acres 1954...	22,169	13,586	5,088	1,826	1,414	212	43
38 1949...	23,408	14,618	5,021	2,068	1,561	140	...
39 pounds 1954...	29,447,039	17,730,846	6,732,670	2,659,656	1,957,817	308,250	57,800
40 1949...	30,280,504	18,613,283	6,755,887	2,719,094	2,025,031	167,209	...
41 Peanuts harvested for picking or threshing.....multiple units reporting 1954...	19	15	2	...	2
42 1949...	23	16	2	2	2	1	...
43 subunits reporting 1954...	21	16	3	...	2
44 1949...	25	16	2	2	4	1	...
45 acres 1954...	65	37	12	...	16
46 1949...	85	62	1	7	15	(2)	...
47 pounds 1954...	44,007	33,733	8,324	...	1,950
48 1949...	82,966	52,236	740	5,600	24,240	150	...
49 Horses and/or mules....multiple units reporting 1954...	11,306	7,690	2,120	725	661	98	12
50 1950...	13,505	9,649	2,247	786	716	89	18
51 number 1954...	36,407	19,777	7,267	3,246	4,444	1,452	221
52 1950...	54,956	31,195	10,497	4,807	6,186	1,708	563
53 Landlord-tenant operations containing multiple units: All subunits including home farm.....number 1954...	44,345	23,886	8,815	4,019	5,379	1,854	392
54 1950...	48,781	27,179	9,199	4,234	5,881	1,579	709
55 Land in all subunits including home farm.....acres 1954...	3,736,066	1,882,296	764,233	354,983	513,018	188,419	33,117
56 1950...	3,832,096	2,036,410	733,252	373,644	495,030	136,622	57,138
57 Owned by operator of multiple unit..acres 1954...	2,995,437	1,569,168	608,522	273,370	372,298	146,753	25,326
58 1950...	3,166,772	1,725,871	600,211	303,095	384,959	105,909	46,727
59 Rented by operator of multiple unit.....acres 1954...	740,629	313,128	155,711	81,613	140,720	41,666	7,791
60 1950...	665,324	310,539	133,041	70,549	110,071	30,713	10,411
61 Subunits not included in multiple units.....operators reporting 1954...	2,862	1,803	518	214	254	66	7
62 1950...	3,992	2,552	712	292	355	67	14
63 number 1954...	5,276	2,746	913	463	727	373	54
64 1950...	8,008	4,163	1,528	630	1,146	313	228
65 Share tenants.....number 1954...	4,310	2,221	738	403	596	301	51
66 1950...	4,665	2,190	892	376	818	227	162
67 Other tenants, not croppers nor share tenants.....number 1954...	966	525	175	60	131	72	3
68 1950...	3,343	1,973	636	254	328	86	66
69 Land in subunits not included in multiple units.....acres 1954...	255,140	118,272	49,687	27,463	39,666	18,376	1,676
70 1950...	369,525	180,511	70,665	29,846	66,941	14,839	6,723

² Reported in small fractions. ¹Data for 1950 include reports for Clay, De Kalb, Jackson, Overton, Pickett, and Putnam Counties which were not included in the 1954 multiple-unit area. See text.

Economic Area Table 5.—MULTIPLE-UNIT OPERATIONS, BY NUMBER OF SUBUNITS: CENSUSES OF 1954 AND 1950—Continued

Item (For definitions and explanations, see text)		Areas 1 and A						
		Total	Number of subunits					
			2	3	4	5 to 9	10 to 19	20 and over
1	Multiple-unit operations.....number 1954...	5,066	2,738	1,082	513	612	108	13
2	1950...	5,353	3,032	1,090	508	609	96	18
3	Subunits in multiple-unit operations.....total number 1954...	16,137	5,476	3,246	2,052	3,694	1,358	311
4	1950...	16,696	6,064	3,270	2,032	3,683	1,186	461
5	Home farms.....number 1954...	4,828	2,585	1,040	496	593	101	13
6	1950...	5,011	2,837	1,014	478	576	91	15
7	Cropper farms.....number 1954...	11,309	2,891	2,206	1,556	3,101	1,257	298
8	1950...	11,685	3,227	2,256	1,554	3,107	1,095	446
9	Land in multiple-unit operations....total acres 1954...	1,407,796	430,641	268,635	168,823	356,310	156,461	26,926
10	1950...	1,287,833	437,314	235,301	158,843	296,000	110,371	50,004
11	Home farms.....acres 1954...	1,162,658	361,944	218,622	137,245	291,009	132,374	21,464
12	1950...	1,011,686	355,916	180,832	123,359	222,646	86,407	42,526
13	Cropper farms.....acres 1954...	245,138	68,697	50,013	31,578	65,301	24,087	5,462
14	1950...	276,147	81,398	54,469	35,484	73,354	23,964	7,478
15	Cropland harvested.....total acres 1954...	590,466	184,446	118,413	75,837	145,911	55,627	10,232
16	1949...	548,224	189,783	108,082	67,160	125,209	43,860	14,130
17	Corn harvested for grain.....multiple units reporting 1954...	4,595	2,419	994	481	582	106	13
18	1949...	4,861	2,680	1,014	478	579	92	18
19	subunits reporting 1954...	10,539	3,726	2,174	1,315	2,331	843	150
20	1949...	11,039	4,179	2,207	1,285	2,424	703	241
21	acres 1954...	161,953	55,723	31,922	19,991	37,031	15,040	2,246
22	1949...	145,059	52,157	28,891	17,430	32,771	10,144	3,666
23	bushels 1954...	2,473,182	819,440	474,413	309,659	585,417	245,927	38,326
24	1949...	3,471,691	1,195,207	714,379	420,947	792,675	244,027	104,456
25	Cotton harvested.....multiple units reporting 1954...	5,000	2,677	1,078	513	612	108	12
26	1949...	5,180	2,890	1,066	501	609	96	18
27	subunits reporting 1954...	14,031	4,517	2,787	1,822	3,379	1,251	275
28	1949...	13,939	4,939	2,732	1,721	3,192	1,017	338
29	acres 1954...	203,299	62,586	40,223	26,160	51,127	18,901	4,302
30	1949...	229,797	80,851	45,449	28,814	51,386	17,073	6,224
31	bales 1954...	179,454	53,060	34,384	23,647	46,487	17,721	4,155
32	1949...	182,949	63,421	35,956	23,394	41,320	13,766	5,092
33	Tobacco harvested..... multiple units reporting 1954...	5	4	1
34	1949...	10	7	...	2	1
35	subunits reporting 1954...	9	5	4
36	1949...	14	8	...	4	2
37	acres 1954...	18	7	11
38	1949...	48	19	...	21	8
39	pounds 1954...	22,200	11,200	11,000
40	1949...	46,837	20,722	...	18,435	7,680
41	Peanuts harvested for picking or threshing.....multiple units reporting 1954...	4	1	1	...	2
42	1949...	4	...	1	...	2	1	...
43	subunits reporting 1954...	4	1	2
44	1949...	6	...	1	...	4	1	...
45	acres 1954...	19	1	2	...	16
46	1949...	15	...	(2)	...	15	(2)	...
47	pounds 1954...	5,100	1,650	1,500	...	1,950
48	1949...	24,690	...	300	...	24,240	150	...
49	Horses and/or mules....multiple units reporting 1954...	3,720	1,858	848	400	514	89	11
50	1950...	4,495	950	432	537	82	82	17
51	number 1954...	15,470	5,316	3,238	1,869	3,486	1,373	188
52	1950...	23,483	9,011	4,827	2,736	4,755	1,596	558
Landlord-tenant operations containing multiple units:								
53	All subunits including home farm.....number 1954...	19,154	6,574	3,777	2,377	4,344	1,717	365
54	1950...	21,347	7,822	4,217	2,481	4,669	1,489	669
55	Land in all subunits including home farm.....acres 1954...	1,566,290	486,754	298,475	187,624	390,751	174,084	28,602
56	1950...	1,523,209	527,238	281,272	183,395	349,500	125,130	56,674
57	Owned by operator of multiple unit..acres 1954...	1,084,131	330,534	199,496	129,770	270,307	133,213	20,811
58	1950...	1,118,274	383,149	203,138	134,187	256,873	94,664	46,263
59	Rented by operator of multiple unit.....acres 1954...	482,159	156,220	98,979	57,854	120,444	40,871	7,791
60	1950...	404,935	144,089	78,134	49,208	92,627	30,466	10,411
61	Subunits not included in multiple units.....operators reporting 1954...	1,248	572	260	135	212	62	7
62	1950...	1,734	827	354	190	287	63	13
63	number 1954...	3,017	1,098	531	325	650	359	54
64	1950...	4,651	1,758	947	449	986	303	208
65	Share tenants.....number 1954...	2,437	860	418	286	535	287	51
66	1950...	3,143	1,133	602	294	739	224	151
67	Other tenants, not croppers nor share tenants.....number 1954...	580	238	113	39	115	72	3
68	1950...	1,508	625	345	155	247	79	57
69	Land in subunits not included in multiple units.....acres 1954...	158,494	56,113	29,840	18,801	34,441	17,623	1,676
70	1950...	235,376	89,924	45,971	24,552	53,500	14,759	6,670

Z Reported in small fractions.

MULTIPLE-UNIT OPERATIONS

Economic Area Table 5.—MULTIPLE-UNIT OPERATIONS, BY NUMBER OF SUBUNITS: CENSUSES OF 1954 AND 1950—Continued

Item (For definitions and explanations, see text)	Area 2						
	Total	Number of subunits					
		2	3	4	5 to 9	10 to 19	20 and over
1 Multiple-unit operations.....number 1954...	1,182	930	185	48	19
2 1950...	1,018	830	140	30	17	...	1
3 Subunits in multiple-unit operations.....total number 1954...	2,716	1,860	555	192	109
4 1950...	2,310	1,660	420	120	90	...	20
5 Home farms.....number 1954...	1,147	901	181	47	18
6 1950...	988	804	137	30	17
7 Cropper farms.....number 1954...	1,569	959	374	145	91
8 1950...	1,322	856	283	90	73	...	20
9 Land in multiple-unit operations...total acres 1954...	283,832	188,061	60,999	23,849	10,923
10 1950...	236,202	165,559	45,343	13,790	11,099	...	411
11 Home farms.....acres 1954...	231,413	157,545	47,233	19,042	7,593
12 1950...	192,209	137,175	35,958	10,607	8,100	...	369
13 Cropper farms.....acres 1954...	52,419	30,516	13,766	4,807	3,330
14 1950...	43,993	28,384	9,385	3,183	2,999	...	42
15 Cropland harvested.....total acres 1954...	86,067	56,493	18,518	6,933	4,123
16 1949...	73,497	51,020	14,572	4,627	3,181	...	97
17 Corn harvested for grain.....multiple units reporting 1954...	1,109	864	180	46	19
18 1949...	942	769	131	27	14	...	1
19 subunits reporting 1954...	1,958	1,323	409	148	78
20 1949...	1,636	1,223	276	78	57	...	2
21 acres 1954...	39,412	25,845	8,523	3,127	1,917
22 1949...	28,438	20,605	5,180	1,517	1,071	...	65
23 bushels 1954...	751,217	490,988	162,753	56,101	41,375
24 1949...	708,883	510,271	133,110	36,100	28,252	...	1,150
25 Cotton harvested.....multiple units reporting 1954...	1,078	836	177	46	19
26 1949...	877	702	130	28	16	...	1
27 subunits reporting 1954...	1,879	1,218	417	153	91
28 1949...	1,553	1,107	292	89	64	...	1
29 acres 1954...	19,029	11,404	4,376	2,112	1,137
30 1949...	19,527	13,319	3,967	1,283	946	...	12
31 bales 1954...	14,657	8,549	3,563	1,607	938
32 1949...	12,976	8,435	2,941	931	653	...	16
33 Tobacco harvested.....multiple units reporting 1954...	112	91	18	2	1
34 1949...	124	107	16	...	1
35 subunits reporting 1954...	140	113	23	3	1
36 1949...	169	138	28	...	3
37 acres 1954...	341	267	58	12	4
38 1949...	394	318	70	...	6
39 pounds 1954...	397,820	305,560	73,610	14,250	4,400
40 1949...	475,019	377,669	88,650	...	8,700
41 Peanuts harvested for picking or threshing.....multiple units reporting 1954...	7	7
42 1949...	6	6
43 subunits reporting 1954...	8	8
44 1949...	6	6
45 acres 1954...	20	20
46 1949...	19	19
47 pounds 1954...	18,180	18,180
48 1949...	9,452	9,452
49 Horses and/or mules....multiple units reporting 1954...	822	630	137	40	15
50 1950...	884	719	123	26	15	...	1
51 number 1954...	2,097	1,454	414	139	90
52 1950...	2,918	2,158	512	132	111	...	5
53 Landlord-tenant operations containing multiple units: All subunits including home farm.....number 1954...	3,165	2,159	649	231	126
54 1950...	2,862	2,033	536	152	101	...	40
55 Land in all subunits including home farm.....acres 1954...	303,512	200,576	64,713	26,571	11,652
56 1950...	259,810	182,276	50,867	14,888	11,315	...	464
57 Owned by operator of multiple unit..acres 1954...	265,849	178,439	57,066	21,446	8,898
58 1950...	229,217	158,956	46,224	13,865	9,708	...	464
59 Rented by operator of multiple unit.....acres 1954...	37,663	22,137	7,647	5,125	2,754
60 1950...	30,593	23,320	4,643	1,023	1,607
61 Subunits not included in multiple units.....operators reporting 1954...	291	212	48	20	11
62 1950...	284	215	50	13	5	...	1
63 number 1954...	449	299	94	39	17
64 1950...	552	373	116	32	11	...	20
65 Share tenants.....number 1954...	384	253	81	36	14
66 1950...	336	217	87	17	4	...	11
67 Other tenants, not croppers nor share tenants.....number 1954...	65	46	13	3	3
68 1950...	216	156	29	15	7	...	9
69 Land in subunits not included in multiple units.....acres 1954...	19,680	12,515	3,714	2,722	729
70 1950...	23,608	16,717	5,524	1,098	216	...	53

Economic Area Table 5.—MULTIPLE-UNIT OPERATIONS, BY NUMBER OF SUBUNITS: CENSUSES OF 1954 AND 1950—Continued

Item (For definitions and explanations, see text)		Area 3						
		Total	Number of subunits					
			2	3	4	5 to 9	10 to 19	20 and over
1	Multiple-unit operations.....number 1954...	483	388	70	18	6	1	...
2	1950...	568	455	79	19	14	1	...
3	Subunits in multiple-unit operations.....total number 1954...	1,113	776	210	72	41	14	...
4	1950...	1,309	910	237	76	76	10	...
5	Home farms.....number 1954...	475	381	69	18	6	1	...
6	1950...	558	447	78	19	13	1	...
7	Cropper farms.....number 1954...	638	395	141	54	35	13	...
8	1950...	751	463	159	57	63	9	...
9	Land in multiple-unit operations...total acres 1954...	175,919	111,486	40,154	14,547	8,600	1,132	...
10	1950...	182,328	107,213	37,520	16,561	20,435	599	...
11	Home farms.....acres 1954...	158,577	100,063	36,282	13,615	7,882	735	...
12	1950...	157,141	91,432	33,566	15,385	16,207	551	...
13	Cropper farms.....acres 1954...	17,342	11,423	3,872	932	718	397	...
14	1950...	25,187	15,781	3,954	1,176	4,228	48	...
15	Cropland harvested.....total acres 1954...	33,708	20,437	7,912	2,947	2,023	389	...
16	1949...	37,627	24,118	7,482	2,791	3,101	135	...
17	Corn harvested for grain.....multiple units reporting 1954...	452	360	69	16	6	1	...
18	1949...	538	425	79	19	14	1	...
19	subunits reporting 1954...	797	545	163	48	28	13	...
20	1949...	946	659	183	53	48	3	...
21	acres 1954...	16,497	10,632	3,842	1,028	765	230	...
22	1949...	18,699	11,748	3,726	1,363	1,812	50	...
23	bushels 1954...	301,985	187,402	77,293	21,357	13,713	2,220	...
24	1949...	491,738	298,709	93,755	42,324	55,450	1,500	...
25	Cotton harvested.....multiple units reporting 1954...	181	136	33	8	3	1	...
26	1949...	215	165	37	7	6
27	subunits reporting 1954...	337	212	72	21	20	12	...
28	1949...	378	257	78	20	23
29	acres 1954...	3,279	1,856	648	298	360	117	...
30	1949...	4,875	3,312	981	275	307
31	bales 1954...	1,916	1,068	396	172	208	72	...
32	1949...	2,367	1,605	479	143	140
33	Tobacco harvested.....multiple units reporting 1954...	234	186	35	10	3
34	1949...	271	209	43	11	7	1	...
35	subunits reporting 1954...	361	245	71	29	16
36	1949...	439	291	95	29	18	6	...
37	acres 1954...	1,088	662	262	108	56
38	1949...	1,377	792	320	122	117	26	...
39	pounds 1954...	1,246,579	738,803	321,518	124,158	62,100
40	1949...	1,726,176	991,196	397,817	146,974	162,389	27,800	...
41	Peanuts harvested for picking or "hreshing.....multiple units reporting 1954...	5	4	1
42	1949...	12	9	1	2
43	subunits reporting 1954...	6	4	2
44	1949...	12	9	1	2
45	acres 1954...	21	11	10
46	1949...	49	41	7
47	pounds 1954...	16,427	9,603	6,824
48	1949...	46,824	40,784	440	5,600
49	Horses and/or mules....multiple units reporting 1954...	372	286	63	18	4	1	...
50	1950...	499	393	75	17	13	1	...
51	number 1954...	1,041	662	228	116	23	12	...
52	1950...	1,726	1,183	326	85	124	8	...
53	Landlord-tenant operations containing multiple units: All subunits including home farm.....number 1954...	1,271	886	238	88	43	16	...
54	1950...	1,545	1,076	267	86	105	11	...
55	Land in all subunits including home farm.....acres 1954...	184,264	116,662	42,586	15,246	8,604	1,166	...
56	1950...	192,248	114,424	39,003	16,788	21,433	600	...
57	Owned by operator of multiple unit..acres 1954...	166,201	107,135	37,969	14,386	5,545	1,166	...
58	1950...	171,573	101,466	33,672	15,549	20,286	600	...
59	Rented by operator of multiple unit.....acres 1954...	18,063	9,527	4,617	860	3,059
60	1950...	20,675	12,958	5,331	1,239	1,147
61	Subunits not included in multiple units.....operators reporting 1954...	101	75	15	8	2	1	...
62	1950...	152	114	23	7	7	1	...
63	number 1954...	158	110	28	16	2	2	...
64	1950...	236	166	30	10	29	1	...
65	Share tenants.....number 1954...	123	82	22	16	1	2	...
66	1950...	125	87	18	5	15
67	Other tenants, not croppers nor share tenants.....number 1954...	35	28	6	...	1
68	1950...	111	79	12	5	14	1	...
69	Land in subunits not included in multiple units.....acres 1954...	8,345	5,176	2,432	699	4	34	...
70	1950...	9,920	7,211	1,483	227	998	1	...

MULTIPLE-UNIT OPERATIONS

Economic Area Table 5.—MULTIPLE-UNIT OPERATIONS, BY NUMBER OF SUBUNITS: CENSUSES OF 1954 AND 1950—Continued

Item (For definitions and explanations, see text)	Area 4						
	Total	Number of subunits					
		2	3	4	5 to 9	10 to 19	20 and over
1 Multiple-unit operations.....number 1954...	1,301	955	243	65	35	3	...
2 1950...	1,396	1,040	290	67	38	1	...
3 Subunits in multiple-unit operations.....total number 1954...	3,137	1,910	729	260	205	33	...
4 1950...	3,304	2,080	750	268	195	11	...
5 Home farms.....number 1954...	1,245	912	231	64	35	3	...
6 1950...	1,371	1,025	242	66	37	1	...
7 Cropper farms.....number 1954...	1,892	998	498	196	170	30	...
8 1950...	1,933	1,055	508	202	158	10	...
9 Land in multiple-unit operations....total acres 1954...	291,096	167,756	67,462	27,454	23,083	5,341	...
10 1950...	310,773	178,770	73,896	30,498	25,109	2,500	...
11 Home farms.....acres 1954...	248,978	143,755	57,834	22,931	19,980	4,478	...
12 1950...	260,618	152,702	60,696	24,010	20,867	2,343	...
13 Cropper farms.....acres 1954...	42,118	24,001	9,628	4,523	3,103	863	...
14 1950...	50,155	26,068	13,200	6,488	4,242	157	...
15 Cropland harvested.....total acres 1954...	97,241	54,638	23,939	9,324	6,936	2,404	...
16 1949...	112,881	64,211	28,556	10,529	8,832	753	...
17 Corn harvested for grain.....multiple units reporting 1954...	1,163	833	231	62	34	3	...
18 1949...	1,263	925	235	66	36	1	...
19 subunits reporting 1954...	2,036	1,206	494	181	126	29	...
20 1949...	2,171	1,353	485	173	149	11	...
21 acres 1954...	34,415	19,776	8,491	2,971	2,420	757	...
22 1949...	39,927	23,352	9,561	3,601	3,294	119	...
23 bushels 1954...	798,805	445,188	204,813	71,338	58,256	19,210	...
24 1949...	1,395,728	795,500	362,260	119,284	113,284	5,400	...
25 Cotton harvested.....multiple units reporting 1954...
26 1949...
27 subunits reporting 1954...
28 1949...
29 acres 1954...
30 1949...
31 bales 1954...
32 1949...
33 Tobacco harvested.....multiple units reporting 1954...	1,282	936	243	65	35	3	...
34 1949...	1,349	996	247	67	38	1	...
35 subunits reporting 1954...	2,435	1,429	583	216	177	30	...
36 1949...	2,290	1,436	506	193	145	10	...
37 acres 1954...	8,824	5,014	2,154	829	667	160	...
38 1949...	9,336	5,218	2,327	990	752	49	...
39 pounds 1954...	11,490,108	6,336,572	2,786,667	1,238,248	918,071	210,550	...
40 1949...	12,806,157	7,019,906	3,233,887	1,426,491	1,078,356	47,517	...
41 Peanuts harvested for picking or threshing.....multiple units reporting 1954...
42 1949...
43 subunits reporting 1954...
44 1949...
45 acres 1954...
46 1949...
47 pounds 1954...
48 1949...
49 Horses and/or mules....multiple units reporting 1954...	1,028	719	213	61	32	3	...
50 1950...	1,202	876	230	61	34	1	...
51 number 1954...	2,753	1,671	678	224	155	25	...
52 1950...	4,101	2,604	897	374	203	23	...
Landlord-tenant operations containing multiple units:							
53 All subunits including home farm.....number 1954...	3,388	2,089	772	275	219	33	...
54 1950...	3,635	2,273	844	282	225	11	...
55 Land in all subunits including home farm.....acres 1954...	301,602	176,090	68,371	28,080	23,720	5,341	...
56 1950...	328,158	186,251	77,943	31,322	30,142	2,500	...
57 Owned by operator of multiple unit..acres 1954...	270,141	158,376	60,619	24,038	22,203	4,905	...
58 1950...	287,759	162,945	68,392	28,531	25,391	2,500	...
59 Rented by operator of multiple unit.....acres 1954...	31,461	17,714	7,752	4,042	1,517	436	...
60 1950...	40,399	23,306	9,551	2,791	4,751
61 Subunits not included in multiple units.....operators reporting 1954...	186	138	34	8	6
62 1950...	225	150	54	9	12
63 number 1954...	251	179	43	15	14
64 1950...	331	193	94	14	30
65 Share tenants.....number 1954...	199	147	34	8	10
66 1950...	138	70	41	6	21
67 Other tenants, not croppers nor share tenants.....number 1954...	52	32	9	7	4
68 1950...	193	123	53	8	9
69 Land in subunits not included in multiple units.....acres 1954...	10,506	8,334	909	626	637
70 1950...	17,385	7,481	4,047	824	5,033

Economic Area Table 5.—MULTIPLE-UNIT OPERATIONS, BY NUMBER OF SUBUNITS: CENSUSES OF 1954 AND 1950—Continued

Item (For definitions and explanations, see text)		Area 5 and B						
		Total	Number of subunits					
			2	3	4	5 to 9	10 to 19	20 and over
1	Multiple-unit operations.....number 1954...	2,831	2,304	398	82	44	3	...
2	1950...	2,971	2,353	417	126	73	2	...
3	Subunits in multiple-unit operations.....total number 1954...	6,437	4,608	1,194	328	264	43	...
4	1950...	6,874	4,706	1,251	504	388	25	...
5	Home farms.....number 1954...	2,767	2,250	392	78	44	3	...
6	1950...	2,921	2,309	412	126	72	2	...
7	Cropper farms.....number 1954...	3,670	2,358	802	250	220	40	...
8	1950...	3,953	2,397	839	378	316	23	...
9	Land in multiple-unit operations....total acres 1954...	680,222	467,024	134,670	35,671	39,745	3,112	...
10	1950...	687,605	443,886	131,810	64,466	44,570	2,873	...
11	Home farms.....acres 1954...	571,502	398,833	110,200	28,836	31,300	2,333	...
12	1950...	560,915	370,180	106,012	48,858	33,318	2,547	...
13	Cropper farms.....acres 1954...	108,720	68,191	24,470	6,835	8,445	779	...
14	1950...	126,690	73,706	25,798	15,608	11,252	326	...
15	Cropland harvested.....total acres 1954...	208,200	138,215	42,184	12,777	13,483	1,541	...
16	1949...	224,722	140,083	42,576	24,078	16,415	1,570	...
17	Corn harvested for grain.....multiple units reporting 1954...	2,234	1,781	337	75	39	2	...
18	1949...	2,653	2,066	395	122	68	2	...
19	subunits reporting 1954...	3,383	2,374	657	191	146	15	...
20	1949...	4,362	2,975	790	325	256	16	...
21	acres 1954...	62,273	42,795	12,373	3,819	3,064	222	...
22	1949...	85,291	54,339	16,831	7,901	5,766	454	...
23	bushels 1954...	1,021,656	695,684	210,111	60,360	51,171	4,330	...
24	1949...	2,709,751	1,702,363	542,372	262,213	193,193	9,610	...
25	Cotton harvested.....multiple units reporting 1954...	936	718	146	46	23	3	...
26	1949...	866	638	141	55	31	1	...
27	subunits reporting 1954...	1,440	922	280	124	83	31	...
28	1949...	1,384	866	266	133	113	6	...
29	acres 1954...	10,653	6,272	2,053	1,172	790	366	...
30	1949...	12,794	7,245	2,320	1,458	1,739	32	...
31	bales 1954...	6,044	3,513	1,127	701	489	214	...
32	1949...	9,007	4,751	1,619	1,204	1,407	26	...
33	Tobacco harvested.....multiple units reporting 1954...	1,897	1,522	292	51	32
34	1949...	1,775	1,376	267	86	44	2	...
35	subunits reporting 1954...	2,737	1,922	559	125	131
36	1949...	2,661	1,764	494	221	169	13	...
37	acres 1954...	4,236	2,754	948	247	287
38	1949...	4,295	2,715	829	410	311	30	...
39	pounds 1954...	4,696,279	3,034,921	1,038,031	278,491	344,836
40	1949...	5,025,462	3,109,651	1,054,190	455,600	363,029	42,992	...
41	Peanuts harvested for picking or threshing.....multiple units reporting 1954...	3	3
42	1949...
43	subunits reporting 1954...	3	3
44	1949...
45	acres 1954...	5	5
46	1949...
47	pounds 1954...	4,300	4,300
48	1949...
49	Horses and/or mules....multiple units reporting 1954...	2,329	1,870	343	71	42	3	...
50	1950...	2,575	2,031	356	118	68	2	...
51	number 1954...	7,770	5,610	1,296	410	432	22	...
52	1950...	11,130	7,683	2,015	820	566	46	...
53	Landlord-tenant operations containing multiple units:							
54	All subunits including home farm.....number 1954...	7,163	5,158	1,304	360	288	53	...
54	1950...	7,805	5,357	1,414	562	446	26	...
55	Land in all subunits including home farm.....acres 1954...	717,825	490,998	141,311	39,412	42,453	3,651	...
56	1950...	735,268	473,943	142,409	65,098	50,938	2,880	...
57	Owned by operator of multiple unit..acres 1954...	599,174	415,759	114,642	33,234	31,897	3,642	...
58	1950...	617,315	401,124	117,046	54,114	42,398	2,633	...
59	Rented by operator of multiple unit.....acres 1954...	118,651	75,239	26,669	6,178	10,556	9	...
60	1950...	117,953	72,819	25,363	10,984	8,540	247	...
61	Subunits not included in multiple units.....operators reporting 1954...	512	404	73	21	13	1	...
62	1950...	649	478	109	33	28	1	...
63	number 1954...	726	550	110	32	24	10	...
64	1950...	931	651	163	58	58	1	...
65	Share tenants.....number 1954...	594	449	89	27	19	10	...
66	1950...	468	337	76	26	29
67	Other tenants, not croppers nor share tenants.....number 1954...	132	101	21	5	5
68	1950...	463	314	87	32	29	1	...
69	Land in subunits not included in multiple units.....acres 1954...	37,603	23,974	6,641	3,741	2,708	539	...
70	1950...	47,663	30,057	10,599	632	6,368	7	...

MULTIPLE-UNIT OPERATIONS

Economic Area Table 5.—MULTIPLE-UNIT OPERATIONS, BY NUMBER OF SUBUNITS: CENSUSES OF 1954 AND 1950—Continued

Item (For definitions and explanations, see text)	Area 6 (part) ¹					
	Total	Number of subunits				
		2	3	4	5 to 9	10 to 19
1 Multiple-unit operations.....number 1954...	554	450	84	15	5	...
2 1950...	1,272	1,071	143	45	13	...
3 Subunits in multiple-unit operations.....total number 1954...	1,238	900	252	60	26	...
4 1950...	2,817	2,142	429	180	66	...
5 Home farms.....number 1954...	542	443	79	15	5	...
6 1950...	1,252	1,097	141	41	13	...
7 Cropper farms.....number 1954...	696	457	173	45	21	...
8 1950...	1,565	1,085	288	139	53	...
9 Land in multiple-unit operations....total acres 1954...	119,251	83,487	24,767	8,256	2,741	...
10 1950...	248,947	180,906	36,903	22,124	9,014	...
11 Home farms.....acres 1954...	97,664	68,008	20,234	7,125	2,297	...
12 1950...	201,899	149,807	28,942	16,828	6,322	...
13 Cropper farms.....acres 1954...	21,587	15,479	4,533	1,131	444	...
14 1950...	47,048	31,099	7,961	5,296	2,692	...
15 Cropland harvested.....total acres 1954...	38,347	28,427	7,245	1,867	808	...
16 1949...	70,135	50,692	11,065	6,050	2,328	...
17 Corn harvested for grain.....multiple units reporting 1954...	515	412	83	15	5	...
18 1949...	1,166	972	137	44	13	...
19 subunits reporting 1954...	855	613	181	41	20	...
20 1949...	1,838	1,393	281	123	41	...
21 acres 1954...	14,290	10,580	2,803	628	279	...
22 1949...	30,000	21,923	4,591	2,341	1,145	...
23 bushels 1954...	378,511	275,492	78,609	16,190	8,220	...
24 1949...	1,064,518	745,597	176,240	90,452	52,229	...
25 Cotton harvested.....multiple units reporting 1954...	186	149	29	5	3	...
26 1949...	155	115	28	12
27 subunits reporting 1954...	278	194	54	17	13	...
28 1949...	234	148	55	31
29 acres 1954...	2,155	1,461	465	113	116	...
30 1949...	1,996	1,179	530	287
31 bales 1954...	1,729	1,162	357	101	109	...
32 1949...	1,636	975	424	237
33 Tobacco harvested.....multiple units reporting 1954...	317	253	52	9	3	...
34 1949...	808	679	91	26	12	...
35 subunits reporting 1954...	522	370	116	24	12	...
36 1949...	1,134	851	173	74	36	...
37 acres 1954...	686	453	178	32	23	...
38 1949...	1,352	962	217	123	50	...
39 pounds 1954...	1,038,952	710,889	249,729	43,934	34,400	...
40 1949...	1,582,289	1,134,929	263,592	124,154	59,614	...
41 Peanuts harvested for picking or threshing.....multiple units reporting 1954...
42 1949...	1	1
43 subunits reporting 1954...
44 1949...	1	1
45 acres 1954...
46 1949...	2	2
47 pounds 1954...
48 1949...	2,000	2,000
49 Horses and/or mules....multiple units reporting 1954...	444	353	75	12	4	...
50 1950...	1,044	866	125	41	12	...
51 number 1954...	1,251	933	234	63	21	...
52 1950...	3,487	2,567	530	256	134	...
53 Landlord-tenant operations containing multiple units: All subunits including home farm.....number 1954...	1,371	1,001	280	64	26	...
54 1950...	3,281	2,519	477	200	85	...
55 Land in all subunits including home farm.....acres 1954...	123,031	86,083	25,693	8,514	2,741	...
56 1950...	265,133	193,443	39,006	23,330	9,354	...
57 Owned by operator of multiple unit..acres 1954...	109,352	75,248	23,619	7,860	2,625	...
58 1950...	250,173	181,088	37,407	22,379	9,299	...
59 Rented by operator of multiple unit.....acres 1954...	13,679	10,835	2,074	654	116	...
60 1950...	14,960	12,355	1,599	951	55	...
61 Subunits not included in multiple units.....operators reporting 1954...	106	82	22	2
62 1950...	320	271	30	13	6	...
63 number 1954...	133	101	28	4
64 1950...	464	377	48	20	19	...
65 Share tenants.....number 1954...	104	78	22	4
66 1950...	218	165	32	12	9	...
67 Other tenants, not croppers nor share tenants.....number 1954...	29	23	6
68 1950...	246	212	16	8	10	...
69 Land in subunits not included in multiple units.....acres 1954...	3,780	2,596	926	258
70 1950...	16,186	12,537	2,103	1,206	340	...

¹Data for 1950 include reports for Clay, De Kalb, Jackson, Overton, Pickett, and Putnam Counties which were not included in the 1954 multiple-unit area. See text.

Economic Area Table 5.—MULTIPLE-UNIT OPERATIONS, BY NUMBER OF SUBUNITS: CENSUSES OF 1954 AND 1950—Continued

Item (For definitions and explanations, see text)	Area 8b ¹						
	Total	Number of subunits					
		2	3	4	5 to 9	10 to 19	20 and over
1 Multiple-unit operations.....number 1954...	3,587	2,805	572	148	58	3	1
2 1950...	3,317	2,727	438	106	43	3	...
3 Subunits in multiple-unit operations.....total number 1954...	8,291	5,610	1,716	592	313	33	27
4 1950...	7,463	5,454	1,314	424	237	34	...
5 Home farms.....number 1954...	3,537	2,766	562	147	58	3	1
6 1950...	3,250	2,678	425	101	43	3	...
7 Cropper farms.....number 1954...	4,754	2,844	1,154	445	255	30	26
8 1950...	4,213	2,776	889	323	194	31	...
9 Land in multiple-unit operations....total acres 1954...	522,810	315,569	117,859	48,920	31,950	3,997	4,515
10 1950...	508,883	342,251	101,814	37,516	21,862	5,440	...
11 Home farms.....acres 1954...	453,801	275,257	100,028	41,941	28,702	3,659	4,214
12 1950...	428,111	286,874	85,214	32,503	18,692	4,828	...
13 Cropper farms.....acres 1954...	69,009	40,312	17,831	6,979	3,248	338	301
14 1950...	80,772	55,377	16,600	5,013	3,170	612	...
15 Cropland harvested.....total acres 1954...	143,051	88,853	31,783	13,323	7,242	769	1,081
16 1949...	153,317	105,186	30,164	9,858	6,863	1,246	...
17 Corn harvested for grain.....multiple units reporting 1954...	3,011	2,295	517	139	56	3	1
18 1949...	2,979	2,426	408	100	42	3	...
19 subunits reporting 1954...	4,375	2,920	927	321	173	20	14
20 1949...	4,384	3,189	793	245	142	15	...
21 acres 1954...	33,977	20,693	7,675	3,187	1,887	201	334
22 1949...	41,154	27,932	8,031	2,794	2,164	233	...
23 bushels 1954...	1,128,472	660,310	259,697	121,206	69,514	7,350	10,395
24 1949...	1,565,955	1,054,957	311,533	117,110	74,710	7,645	...
25 Cotton harvested.....multiple units reporting 1954...
26 1949...
27 subunits reporting 1954...
28 1949...
29 acres 1954...
30 1949...
31 bales 1954...
32 1949...
33 Tobacco harvested.....multiple units reporting 1954...	3,489	2,711	568	148	58	3	1
34 1949...	3,115	2,551	418	100	43	3	...
35 subunits reporting 1954...	5,448	3,583	1,142	425	243	31	24
36 1949...	4,607	3,318	826	272	171	20	...
37 acres 1954...	6,976	4,429	1,488	598	366	52	43
38 1949...	6,606	4,594	1,258	402	317	35	...
39 pounds 1954...	10,555,101	6,592,901	2,263,115	960,575	583,010	97,700	57,800
40 1949...	8,618,564	5,959,210	1,717,751	547,440	345,263	48,900	...
41 Peanuts harvested for picking or threshing.....multiple units reporting 1954...
42 1949...
43 subunits reporting 1954...
44 1949...
45 acres 1954...
46 1949...
47 pounds 1954...
48 1949...
49 Horses and/or mules....multiple units reporting 1954...	2,591	1,974	441	123	50	2	1
50 1950...	2,806	2,287	388	91	37	3	...
51 number 1954...	6,025	4,131	1,179	425	237	20	33
52 1950...	8,111	5,989	1,390	404	293	35	...
53 Landlord-tenant operations containing multiple units: All subunits including home farm.....number 1954...	8,833	6,019	1,795	624	333	35	27
54 1950...	8,306	6,099	1,444	471	250	42	...
55 Land in all subunits including home farm.....acres 1954...	539,542	325,133	123,084	49,536	33,097	4,177	4,515
56 1950...	528,270	358,835	102,752	38,823	22,348	5,512	...
57 Owned by operator of multiple unit..acres 1954...	500,589	303,677	115,111	42,636	30,823	3,827	4,515
58 1950...	492,461	337,143	94,332	34,470	21,004	5,512	...
59 Rented by operator of multiple unit.....acres 1954...	38,953	21,456	7,973	6,900	2,274	350	...
60 1950...	35,809	21,692	8,420	4,353	1,344
61 Subunits not included in multiple units.....operators reporting 1954...	418	320	66	20	10	2	...
62 1950...	628	497	92	27	10	2	...
63 number 1954...	542	409	79	32	20	2	...
64 1950...	843	645	130	47	13	8	...
65 Share tenants.....number 1954...	469	352	72	26	17	2	...
66 1950...	237	181	36	16	1	3	...
67 Other tenants, not croppers nor share tenants.....number 1954...	73	57	7	6	3
68 1950...	606	464	94	31	12	5	...
69 Land in subunits not included in multiple units.....acres 1954...	16,732	9,564	5,225	616	1,147	180	...
70 1950...	19,387	16,584	938	1,307	486	72	...

¹Also includes Sevier County from Area 8a.

MULTIPLE-UNIT OPERATIONS

Economic Area Table 6.—MULTIPLE-UNIT OPERATIONS, BY KIND OF TENANT IN LANDLORD-TENANT OPERATION: CENSUSES OF 1954 AND 1950

Item (For definitions and explanations, see text)	Total, selected areas ¹				Areas 1 and A			
	Total	Kind of tenant in landlord-tenant operation			Total	Kind of tenant in landlord-tenant operation		
		Croppers only	Croppers, share, and/or other tenants only	Croppers and tenants other than share tenants only		Croppers only	Croppers, share, and/or other tenants only	Croppers and tenants other than share tenants only
1 Multiple-unit operations.....number 1954...	15,004	12,142	2,378	484	5,066	3,818	1,038	210
2 1950...	15,895	11,903	2,364	1,628	5,353	3,619	1,292	442
3 Subunits in multiple-unit operations.....total number 1954...	39,069	30,475	7,233	1,361	16,137	11,407	4,013	717
4 1950...	40,773	29,078	7,481	4,214	16,696	10,352	4,889	1,455
5 Home farms.....number 1954...	14,541	11,783	2,297	461	4,828	3,650	976	202
6 1950...	15,351	11,542	2,224	1,585	5,011	3,409	1,185	417
7 Cropper farms.....number 1954...	24,528	18,692	4,936	900	11,309	7,757	3,037	515
8 1950...	25,422	17,536	5,257	2,629	11,685	6,943	3,704	1,038
9 Land in multiple-unit operations...total acres 1954...	3,480,926	2,478,430	870,180	132,316	1,407,796	855,131	486,005	66,660
10 1950...	3,462,371	2,224,908	836,782	400,881	1,287,833	660,752	506,791	120,290
11 Home farms.....acres 1954...	2,924,593	2,066,961	749,512	108,120	1,162,658	691,771	417,163	53,724
12 1950...	2,812,579	1,788,041	693,568	331,180	1,011,686	504,833	414,054	92,799
13 Cropper farms.....acres 1954...	556,333	411,469	120,668	24,196	245,138	163,360	68,842	12,936
14 1950...	649,992	436,867	143,424	69,701	276,147	155,919	92,737	27,491
15 Cropland harvested.....total acres 1954...	1,197,080	905,023	250,992	41,065	590,466	404,793	161,895	23,778
16 1949...	1,220,403	835,590	256,906	127,907	548,224	324,994	173,720	49,510
17 Corn harvested for grain.....multiple units reporting 1954...	13,079	10,643	2,044	392	4,595	3,489	933	173
18 1949...	14,402	10,865	2,102	1,435	4,861	3,290	1,168	403
19 subunits reporting 1954...	23,943	18,797	4,360	786	10,539	7,558	2,548	433
20 1949...	26,376	19,074	4,705	2,597	11,039	6,912	3,164	963
21 acres 1954...	362,817	280,224	71,090	11,903	161,953	114,231	41,854	5,868
22 1949...	388,568	273,197	75,778	39,593	145,059	86,967	45,527	12,565
23 bushels 1954...	6,853,828	5,364,684	1,284,196	204,948	2,473,182	1,708,957	676,969	87,256
24 1949...	11,408,264	8,260,824	1,994,832	1,152,608	3,471,691	2,110,227	1,061,016	300,448
25 Cotton harvested.....multiple units reporting 1954...	7,381	5,647	1,446	288	5,000	3,785	1,011	204
26 1949...	7,293	5,055	1,599	639	5,180	3,512	1,243	425
27 subunits reporting 1954...	17,965	13,037	4,190	738	14,031	10,008	3,419	604
28 1949...	17,488	11,382	4,576	1,530	13,939	8,819	3,950	1,170
29 acres 1954...	238,415	169,047	58,953	10,415	203,299	142,786	51,366	9,147
30 1949...	268,989	170,846	74,870	23,273	229,797	143,051	67,079	19,667
31 bales 1954...	203,800	143,408	51,330	9,062	179,454	125,270	46,069	8,115
32 1949...	208,935	133,813	57,515	17,607	182,949	115,093	52,611	15,245
33 Tobacco harvested.....multiple units reporting 1954...	7,336	6,329	832	175	5	4	1	...
34 1949...	7,452	6,020	574	858	10	7	1	2
35 subunits reporting 1954...	11,652	10,036	1,330	286	9	8	1	...
36 1949...	11,314	9,135	890	1,289	14	10	1	3
37 acres 1954...	22,169	18,946	2,606	617	18	18	(2)	...
38 1949...	23,408	18,782	1,973	2,653	48	28	1	19
39 pounds 1954...	29,447,039	25,329,895	3,274,487	842,657	22,200	21,700	500	...
40 1949...	30,280,504	24,227,421	2,692,108	3,360,975	46,837	30,421	2,026	14,390
41 Peanuts harvested for picking or threshing.....multiple units reporting 1954...	19	13	5	1	4	2	1	1
42 1949...	23	15	4	4	4	2	1	1
43 subunits reporting 1954...	21	15	5	1	4	2	1	1
44 1949...	25	17	4	4	6	4	1	1
45 acres 1954...	65	51	13	1	19	17	1	1
46 1949...	85	58	19	8	15	14	(2)	1
47 pounds 1954...	44,007	31,457	10,900	1,650	5,100	3,250	200	1,650
48 1949...	82,966	53,376	22,200	7,390	24,690	24,300	150	240
49 Horses and/or mules...multiple units reporting 1954...	11,306	9,146	1,810	350	3,720	2,800	773	147
50 1950...	13,505	10,280	1,890	1,335	4,495	3,112	1,020	363
51 number 1954...	36,407	27,464	7,629	1,314	15,470	10,399	4,375	696
52 1950...	54,956	38,494	10,819	5,643	23,483	14,232	7,163	2,088
53 Landlord-tenant operations containing multiple units: All subunits including home farm.....number 1954...	44,345	30,475	11,888	1,982	19,154	11,407	6,712	1,035
54 1950...	48,781	29,078	13,304	6,399	21,347	10,352	8,827	2,168
55 Land in all subunits including home farm.....acres 1954...	3,736,066	2,478,430	1,100,973	156,663	1,566,290	855,131	625,569	85,590
56 1950...	3,832,096	2,224,908	1,142,750	464,438	1,523,209	660,752	717,222	145,235
57 Owned by operator of multiple unit..acres 1954...	2,995,437	1,929,053	937,261	129,123	1,084,131	520,416	499,166	64,549
58 1950...	3,166,772	1,800,445	965,874	400,453	1,118,274	428,813	584,243	105,218
59 Rented by operator of multiple unit.....acres 1954...	740,629	549,377	163,712	27,540	482,159	334,715	126,403	21,041
60 1950...	665,324	424,463	176,876	63,985	404,935	231,939	132,979	40,017
61 Subunits not included in multiple units.....operators reporting 1954...	2,862	...	2,378	484	1,248	...	1,038	210
62 1950...	3,992	...	2,364	1,628	1,292	...	1,292	442
63 number 1954...	5,276	...	4,655	621	3,017	...	2,699	318
64 1950...	8,008	...	5,823	2,185	4,651	...	3,938	713
65 Share tenants.....number 1954...	4,310	...	4,310	...	2,437	...	2,437	...
66 1950...	4,665	...	4,665	...	3,143	...	3,143	...
67 Other tenants, not croppers nor share tenants.....number 1954...	966	...	345	621	580	...	262	318
68 1950...	3,343	...	1,158	2,185	1,508	...	795	713
69 Land in subunits not included in multiple units.....acres 1954...	255,140	...	230,793	24,347	158,494	...	139,564	18,930
70 1950...	369,525	...	305,968	63,557	235,376	...	210,431	24,945

² Reported in small fractions. ¹ Data for 1950 include reports for Clay, De Kalb, Jackson, Overton, Pickett, and Putnam Counties which were not included in the 1954 multiple-unit area. See text.

Economic Area Table 6.—MULTIPLE-UNIT OPERATIONS, BY KIND OF TENANT IN LANDLORD-TENANT OPERATION:
CENSUSES OF 1954 AND 1950—Continued

Item (For definitions and explanations, see text)	Area 2				Area 3			
	Total	Kind of tenant in landlord-tenant operation			Total	Kind of tenant in landlord-tenant operation		
		Croppers only	Croppers, share, and/or other tenants only	Croppers and tenants other than share tenants only		Croppers only	Croppers, share, and/or other tenants only	Croppers and tenants other than share tenants only
1 Multiple-unit operations.....number 1954...	1,182	891	249	42	483	382	75	26
2 1950...	1,018	734	194	90	568	416	84	68
3 Subunits in multiple-unit operations.....total number 1954...	2,716	2,002	610	104	1,113	858	196	59
4 1950...	2,310	1,633	466	211	1,309	937	207	165
5 Home farms.....number 1954...	1,147	864	243	40	475	375	75	25
6 1950...	988	715	186	87	558	408	83	67
7 Cropper farms.....number 1954...	1,569	1,138	367	64	483	483	121	34
8 1950...	1,322	918	280	124	751	529	124	98
9 Land in multiple-unit operations....total acres 1954...	283,832	188,277	82,483	13,072	175,919	122,974	45,390	7,555
10 1950...	236,202	151,944	63,220	21,038	182,328	115,709	36,624	29,995
11 Home farms.....acres 1954...	231,413	152,685	68,878	9,850	158,577	109,244	42,552	6,781
12 1950...	192,209	124,082	52,380	15,747	157,141	96,599	32,947	27,595
13 Cropper farms.....acres 1954...	52,419	35,592	13,605	3,222	17,342	13,730	2,838	774
14 1950...	43,993	27,862	10,840	5,291	25,187	19,110	3,677	2,400
15 Cropland harvested.....total acres 1954...	86,067	63,333	19,535	3,199	33,708	26,185	5,897	1,626
16 1949...	73,497	50,880	16,102	6,515	37,627	26,227	6,888	4,512
17 Corn harvested for grain.....multiple units reporting 1954...	1,109	834	237	38	452	360	67	25
18 1949...	942	687	175	80	538	404	73	61
19 subunits reporting 1954...	1,958	1,458	431	69	797	627	130	40
20 1949...	1,636	1,205	292	139	946	711	132	103
21 acres 1954...	39,412	29,401	8,766	1,245	16,497	12,907	2,693	897
22 1949...	28,438	20,418	5,304	2,716	18,699	13,263	3,178	2,258
23 bushels 1954...	751,217	555,626	170,686	24,905	301,985	242,817	43,906	15,262
24 1949...	708,883	512,394	131,746	64,743	491,738	352,896	86,040	52,802
25 Cotton harvested.....multiple units reporting 1954...	1,078	814	227	37	181	137	33	11
26 1949...	877	637	166	74	215	138	50	27
27 subunits reporting 1954...	1,879	1,393	419	67	337	257	65	15
28 1949...	1,553	1,116	302	135	378	244	92	42
29 acres 1954...	19,029	13,617	4,613	799	3,279	2,441	673	165
30 1949...	19,527	13,844	4,149	1,534	4,875	2,928	1,415	532
31 bales 1954...	14,657	10,387	3,571	699	1,916	1,460	375	81
32 1949...	12,976	9,376	2,598	1,002	2,367	1,438	635	294
33 Tobacco harvested.....multiple units reporting 1954...	112	101	5	6	234	199	22	13
34 1949...	124	97	11	16	271	221	22	28
35 subunits reporting 1954...	140	126	6	8	361	293	46	22
36 1949...	169	133	14	22	439	356	33	50
37 acres 1954...	341	300	12	29	1,088	846	152	90
38 1949...	394	313	31	50	1,377	1,102	122	153
39 pounds 1954...	397,820	349,670	12,600	35,550	1,246,579	983,879	155,166	107,534
40 1949...	475,019	384,281	33,167	57,571	1,726,176	1,404,817	141,228	180,131
41 Peanuts harvested for picking or threshing.....multiple units reporting 1954...	7	5	2	...	5	4	1	...
42 1949...	6	6	12	6	3	3
43 subunits reporting 1954...	8	6	2	...	6	5	1	...
44 1949...	6	6	12	6	3	3
45 acres 1954...	20	14	6	...	21	16	5	...
46 1949...	19	19	49	23	19	7
47 pounds 1954...	18,180	12,280	5,900	...	16,427	12,427	4,000	...
48 1949...	9,452	9,452	46,824	17,624	22,050	7,150
49 Horses and/or mules....multiple units reporting 1954...	822	625	170	27	372	295	56	21
50 1950...	884	641	167	76	499	374	75	50
51 number 1954...	2,097	1,537	464	96	1,041	778	217	46
52 1950...	2,918	2,026	635	257	1,726	1,198	324	204
53 Landlord-tenant operations containing multiple units: All subunits including home farm.....number 1954...	3,165	2,002	1,012	151	1,271	858	327	86
54 1950...	2,862	1,633	897	332	1,545	937	357	251
55 Land in all subunits including home farm.....acres 1954...	303,512	188,277	101,257	13,978	184,264	122,974	53,290	8,000
56 1950...	259,810	151,944	82,939	24,927	192,248	115,709	43,982	32,557
57 Owned by operator of multiple unit..acres 1954...	265,849	160,933	93,523	11,393	166,201	108,549	50,157	7,495
58 1950...	229,217	130,418	75,031	23,768	171,573	104,912	37,734	28,927
59 Rented by operator of multiple unit.....acres 1954...	37,663	27,344	7,734	2,585	18,063	14,425	3,133	505
60 1950...	30,593	21,526	7,908	1,159	20,675	10,797	6,248	3,630
61 Subunits not included in multiple units.....operators reporting 1954...	291	...	249	42	101	...	75	26
62 1950...	284	...	194	90	152	...	84	68
63 number 1954...	449	...	402	47	158	...	131	27
64 1950...	552	...	431	121	236	...	150	86
65 Share tenants.....number 1954...	384	...	384	...	123	...	123	...
66 1950...	336	...	336	...	125	...	125	...
67 Other tenants, not croppers nor share tenants.....number 1954...	65	...	18	47	35	...	8	27
68 1950...	216	...	95	121	111	...	25	86
69 Land in subunits not included in multiple units.....acres 1954...	19,680	...	18,774	906	8,345	...	7,900	445
70 1950...	23,608	...	19,719	3,889	9,920	...	7,358	2,562

MULTIPLE-UNIT OPERATIONS

Economic Area Table 6.—MULTIPLE-UNIT OPERATIONS, BY KIND OF TENANT IN LANDLORD-TENANT OPERATION:
CENSUSES OF 1954 AND 1950—Continued

Item (For definitions and explanations, see text)		Area 4				Areas 5 and B			
		Total	Kind of tenant in landlord-tenant operation			Total	Kind of tenant in landlord-tenant operation		
			Croppers only	Croppers, share, and/or other tenants only	Croppers and tenants other than share tenants only		Croppers only	Croppers, share, and/or other tenants only	Croppers and tenants other than share tenants only
1 Multiple-unit operations.....number	1954...	1,301	1,115	150	36	2,831	2,319	426	86
2	1950...	1,396	1,171	97	128	2,971	2,322	357	292
3 Subunits in multiple-unit operations.....total number	1954...	3,137	2,688	363	86	6,437	5,226	1,011	200
4	1950...	3,304	2,754	243	307	6,874	5,294	885	695
5 Home farms.....number	1954...	1,245	1,069	147	29	2,767	2,261	421	85
6	1950...	1,371	1,150	95	126	2,921	2,283	348	290
7 Cropper farms.....number	1954...	1,892	1,619	216	57	3,670	2,965	590	115
8	1950...	1,933	1,604	148	181	3,953	3,011	537	405
9 Land in multiple-unit operations....total acres	1954...	291,096	244,486	39,287	7,323	680,222	537,933	119,879	22,410
10	1950...	310,773	241,730	32,297	36,746	687,605	506,654	108,699	72,252
11 Home farms.....acres	1954...	248,978	208,814	34,583	5,581	571,502	451,887	100,620	18,995
12	1950...	260,618	201,393	27,936	31,289	560,915	412,634	88,766	59,515
13 Cropper farms.....acres	1954...	42,118	35,672	4,704	1,742	108,720	86,046	19,259	3,415
14	1950...	50,155	40,337	4,361	3,457	126,690	94,020	19,933	12,737
15 Cropland harvested.....total acres	1954...	97,241	83,312	11,271	2,658	208,200	169,360	32,941	5,899
16	1949...	112,881	90,459	10,010	12,412	224,722	170,720	32,316	21,686
17 Corn harvested for grain.....multiple units reporting	1954...	1,163	1,012	125	26	2,234	1,845	331	58
18	1949...	1,263	1,062	86	115	2,653	2,091	308	254
19 subunits reporting	1954...	2,036	1,781	207	48	3,383	2,789	510	84
20	1949...	2,171	1,838	146	187	4,362	3,393	537	432
21 acres	1954...	34,415	30,236	3,366	813	62,273	51,571	9,191	1,511
22	1949...	39,927	32,531	3,435	3,961	85,291	65,070	11,844	8,377
23 bushels	1954...	798,805	702,453	75,752	20,600	1,021,656	846,033	154,200	21,423
24	1949...	1,395,728	1,149,757	121,640	124,331	2,709,751	2,099,422	355,601	254,728
25 Cotton harvested.....multiple units reporting	1954...	936	747	161	28
26	1949...	866	638	130	98
27 subunits reporting	1954...	1,440	1,135	266	39
28	1949...	1,384	1,007	215	162
29 acres	1954...	10,653	8,271	2,137	245
30	1949...	12,794	9,414	2,011	1,369
31 bales	1954...	6,044	4,726	1,192	126
32	1949...	9,007	6,575	1,484	948
33 Tobacco harvested.....multiple units reporting	1954...	1,282	1,101	148	33	1,897	1,573	272	52
34	1949...	1,349	1,134	92	123	1,775	1,421	187	167
35 subunits reporting	1954...	2,435	2,115	258	62	2,737	2,251	410	76
36	1949...	2,290	1,934	150	206	2,661	2,111	296	254
37 acres	1954...	8,824	7,654	943	227	4,236	3,464	654	118
38	1949...	9,336	7,649	815	872	4,295	3,427	472	395
39 pounds	1954...	11,490,108	10,023,606	1,142,592	323,511	4,696,279	3,872,702	687,236	136,341
40	1949...	12,806,157	10,451,100	1,240,779	1,114,278	5,025,462	3,940,846	563,178	521,438
41 Peanuts harvested for picking or threshing.....multiple units reporting	1954...	3	2	1	...
42	1949...
43 subunits reporting	1954...	3	2	1	...
44	1949...
45 acres	1954...	5	4	1	...
46	1949...
47 pounds	1954...	4,300	3,500	800	...
48	1949...
49 Horses and/or mules....multiple units reporting	1954...	1,028	887	117	24	2,329	1,894	366	69
50	1950...	1,202	1,015	78	109	2,575	2,036	297	242
51 number	1954...	2,753	2,334	353	66	7,770	6,142	1,374	254
52	1950...	4,101	3,305	330	466	11,130	8,563	1,495	1,072
53 Landlord-tenant operations containing multiple units:									
54 All subunits including home farm.....number	1954...	3,388	2,688	569	131	7,163	5,226	1,642	295
55	1950...	3,635	2,754	404	477	7,805	5,294	1,470	1,041
56 Land in all subunits including home farm.....acres	1954...	301,602	244,486	49,136	7,980	717,825	537,933	155,116	24,776
57	1950...	328,158	241,730	43,853	42,575	735,268	506,654	144,286	84,328
58 Owned by operator of multiple unit..acres	1954...	270,141	218,160	44,600	7,381	599,174	434,230	141,985	22,959
59	1950...	287,759	214,261	35,929	37,569	617,315	413,594	127,188	76,533
60 Rented by operator of multiple unit.....acres	1954...	31,461	26,326	4,536	599	118,651	103,703	13,131	1,817
61	1950...	40,399	27,469	7,924	5,006	117,953	93,060	17,098	7,795
62 Subunits not included in multiple units.....operators reporting	1954...	186	...	150	36	512	...	426	86
63	1950...	225	...	97	128	649	...	357	292
64 number	1954...	251	...	206	45	726	...	631	95
65	1950...	331	...	161	170	931	...	585	346
66 Share tenants.....number	1954...	199	...	199	...	594	...	594	...
67	1950...	138	...	138	...	468	...	468	...
68 Other tenants, not croppers nor share tenants.....number	1954...	52	...	7	45	132	...	37	95
69	1950...	193	...	23	170	463	...	117	346
70 Land in subunits not included in multiple units.....acres	1954...	10,506	...	9,849	657	37,603	...	35,237	2,366
	1950...	17,385	...	11,556	5,829	47,663	...	35,587	12,076

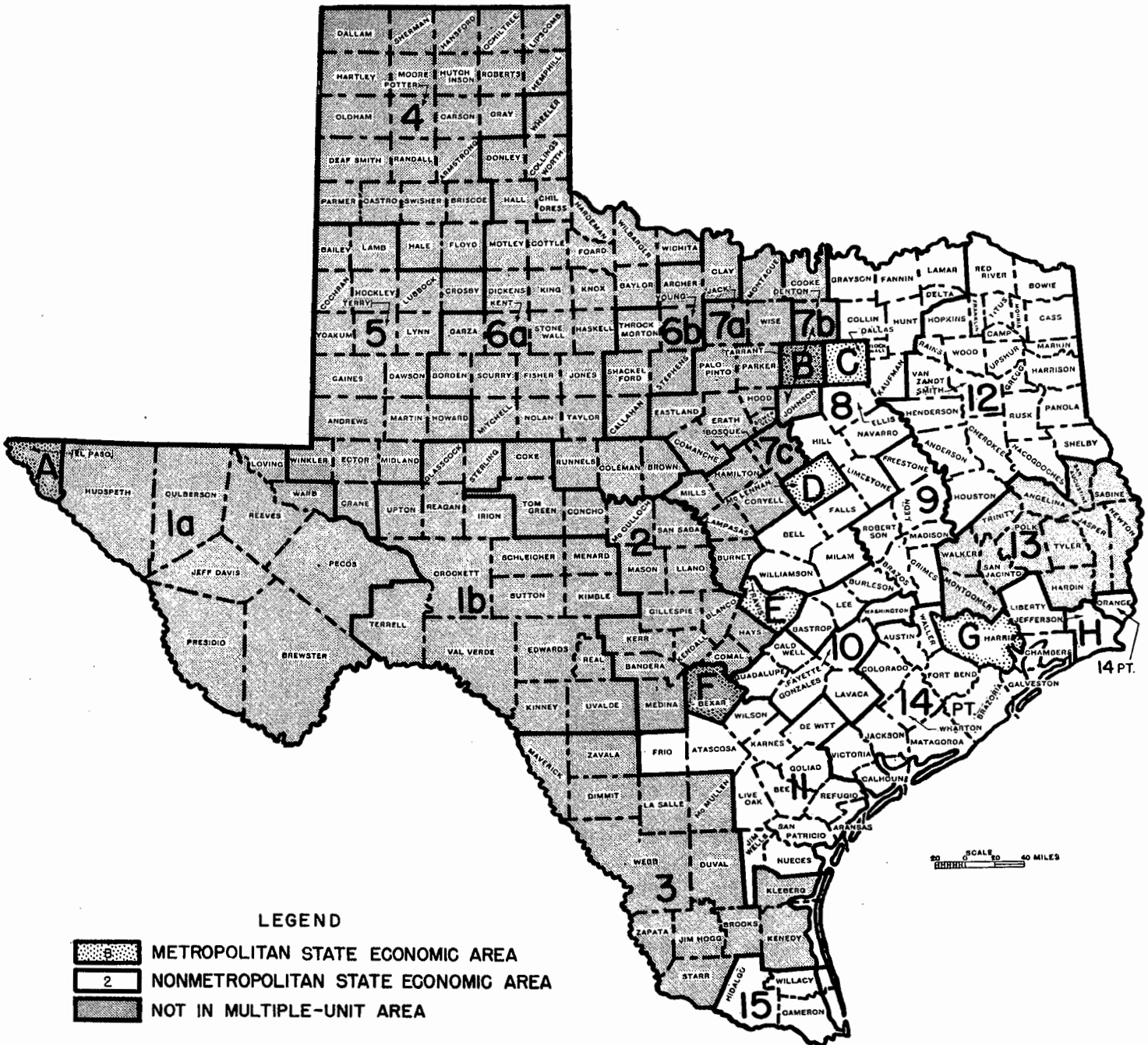
Economic Area Table 6.—MULTIPLE-UNIT OPERATIONS, BY KIND OF TENANT IN LANDLORD-TENANT OPERATION:
CENSUSES OF 1954 AND 1950—Continued

Item (For definitions and explanations, see text)	Area 6 (part) ¹					Area 8b ²			
	Total	Kind of tenant in landlord-tenant operation			Total	Kind of tenant in landlord-tenant operation			
		Croppers only	Croppers, share, and/or other tenants only	Croppers and tenants other than share tenants only		Croppers only	Croppers, share, and/or other tenants only	Croppers and tenants other than share tenants only	
1 Multiple-unit operations.....number 1954...	554	448	83	23	3,587	3,169	357	61	
2 1950...	1,272	952	169	151	3,317	2,689	171	457	
3 Subunits in multiple-unit operations.....total number 1954...	1,238	1,000	186	52	8,291	7,294	854	143	
4 1950...	2,817	2,106	386	325	7,463	6,002	405	1,056	
5 Home farms.....number 1954...	542	439	82	21	3,537	3,125	353	59	
6 1950...	1,252	940	163	149	3,250	2,637	164	449	
7 Cropper farms.....number 1954...	696	561	104	31	4,754	4,169	501	84	
8 1950...	1,565	1,166	223	176	4,213	3,365	241	607	
9 Land in multiple-unit operations.....total acres 1954...	119,251	92,671	21,529	5,051	522,810	436,958	75,607	10,245	
10 1950...	248,947	171,085	44,777	33,085	508,883	377,034	44,374	87,475	
11 Home farms.....acres 1954...	97,664	75,238	18,230	4,196	453,801	377,322	67,486	8,993	
12 1950...	201,899	137,142	37,129	27,628	428,111	311,358	40,146	76,607	
13 Cropper farms.....acres 1954...	21,587	17,433	3,299	855	69,009	59,636	8,121	1,252	
14 1950...	47,048	33,943	7,648	5,457	80,772	65,676	4,228	10,868	
15 Cropland harvested.....total acres 1954...	38,347	32,493	4,352	1,502	143,051	125,547	15,101	2,403	
16 1949...	70,135	53,069	9,299	7,767	153,317	119,241	8,571	25,505	
17 Corn harvested for grain.....multiple units reporting 1954...	515	421	73	21	3,011	2,682	278	51	
18 1949...	1,166	885	149	132	2,979	2,446	143	390	
19 subunits reporting 1954...	855	708	110	37	4,375	3,876	424	75	
20 1949...	1,838	1,406	224	208	4,384	3,609	210	565	
21 acres 1954...	14,290	12,194	1,538	598	33,977	29,684	3,682	611	
22 1949...	30,000	22,454	4,305	3,241	41,154	32,494	2,185	6,475	
23 bushels 1954...	378,511	324,976	37,911	15,624	1,128,472	983,822	124,772	19,878	
24 1949...	1,064,518	792,383	157,118	115,017	1,565,955	1,243,745	81,671	240,539	
25 Cotton harvested.....multiple units reporting 1954...	186	164	14	8	
26 1949...	155	130	10	15	
27 subunits reporting 1954...	278	244	21	13	
28 1949...	234	196	17	21	
29 acres 1954...	2,155	1,932	164	59	
30 1949...	1,996	1,609	216	171	
31 bales 1954...	1,729	1,565	123	41	
32 1949...	1,636	1,331	187	118	
33 Tobacco harvested.....multiple units reporting 1954...	317	250	54	13	3,489	3,101	330	58	
34 1949...	808	597	108	103	3,115	2,543	153	419	
35 subunits reporting 1954...	522	424	79	19	5,448	4,819	530	99	
36 1949...	1,134	839	157	138	4,607	3,752	239	616	
37 acres 1954...	686	557	108	21	6,976	6,107	737	132	
38 1949...	1,352	1,005	181	166	6,606	5,258	351	997	
39 pounds 1954...	1,028,952	853,145	153,899	31,908	10,555,101	9,225,193	1,122,494	207,414	
40 1949...	1,582,289	1,151,866	231,180	199,243	8,618,564	6,864,090	480,550	1,273,924	
41 Peanuts harvested for picking or threshing.....multiple units reporting 1954...	
42 1949...	1	1	
43 subunits reporting 1954...	
44 1949...	1	1	
45 acres 1954...	
46 1949...	2	2	
47 pounds 1954...	
48 1949...	2,000	2,000	
49 Horses and/or mules....multiple units reporting 1954...	444	357	69	18	2,591	2,288	259	44	
50 1950...	1,044	800	127	117	2,806	2,302	126	378	
51 number 1954...	1,251	1,005	204	42	6,025	5,269	642	114	
52 1950...	3,487	2,695	439	353	8,111	6,475	433	1,203	
53 Landlord-tenant operations containing multiple units: All subunits including home farm.....number 1954...	1,371	1,000	296	75	8,833	7,294	1,330	209	
54 1950...	3,281	2,106	672	503	8,306	6,002	677	1,627	
55 Land in all subunits including home farm.....acres 1954...	123,031	92,671	24,992	5,368	539,542	436,958	91,613	10,971	
56 1950...	265,133	171,085	56,231	37,817	528,270	377,034	54,237	96,999	
57 Owned by operator of multiple unit..acres 1954...	109,352	80,693	23,957	4,702	500,589	406,072	83,873	10,644	
58 1950...	250,173	159,721	54,145	36,307	492,461	348,726	51,604	92,131	
59 Rented by operator of multiple unit.....acres 1954...	13,679	11,978	1,035	666	38,953	30,886	7,740	327	
60 1950...	14,960	11,364	2,086	1,510	35,809	28,308	2,633	4,868	
61 Subunits not included in multiple units.....operators reporting 1954...	106	...	83	23	418	...	357	61	
62 1950...	320	...	169	151	628	...	171	457	
63 number 1954...	133	...	110	23	542	...	476	66	
64 1950...	464	...	286	178	843	...	272	571	
65 Share tenants.....number 1954...	104	...	104	...	469	...	469	...	
66 1950...	218	...	218	...	237	...	237	...	
67 Other tenants, not croppers nor share tenants.....number 1954...	29	...	6	23	73	...	7	66	
68 1950...	246	...	68	178	606	...	35	571	
69 Land in subunits not included in multiple units.....acres 1954...	3,780	...	3,463	317	16,732	...	16,006	726	
70 1950...	16,186	...	11,454	4,732	19,387	...	9,863	9,524	

¹Data for 1950 include reports for Clay, De Kalb, Jackson, Overton, Pickett, and Putnam Counties which were not included in the 1954 multiple-unit area. See text.

²Also includes Sevier County from Area 8a.

TEXAS State Economic Areas



MULTIPLE-UNIT OPERATIONS

County Table 1.—MULTIPLE-UNIT OPERATIONS.

Item (For definitions and explanations, see text)		Total, selected counties	Anderson	Aransas	Atascosa	Austin	Bastrop	Bee	Bell	Bowie
1	All farms.....number 1954...	170,387	2,510	99	1,481	2,240	1,667	861	2,881	2,440
2	1950...	197,659	2,864	87	1,737	2,368	1,858	992	3,213	3,127
3	Land in farms.....acres 1954...	37,586,625	470,913	68,052	780,482	391,155	459,742	477,031	540,455	375,904
4	1950...	38,179,749	487,505	67,724	774,910	381,147	456,833	529,609	561,234	399,544
5	Cropland harvested.....acres 1954...	9,314,924	59,274	2,466	90,537	75,821	50,259	85,811	241,048	45,380
6	1949...	10,415,301	71,898	2,247	136,964	83,304	63,580	96,852	253,960	71,211
7	Corn harvested for grain.....farms reporting 1954...	76,985	1,403	4	219	1,461	794	325	1,773	737
8	1949...	108,097	1,734	5	1,015	1,653	1,130	486	2,242	1,455
9	acres 1954...	1,472,866	17,855	42	4,024	24,801	14,697	7,599	51,772	6,804
10	1949...	1,702,037	19,059	65	24,923	24,913	18,027	8,368	53,033	12,976
11	bushels 1954...	25,672,667	271,711	965	28,872	528,505	175,442	86,088	1,047,094	121,693
12	1949...	33,778,426	299,478	815	389,573	540,656	319,201	155,076	1,221,824	265,758
13	Cotton harvested.....farms reporting 1954...	79,249	1,058	10	327	1,190	523	368	1,884	398
14	1949...	102,814	1,180	7	212	1,360	630	277	2,101	1,063
15	acres 1954...	3,152,654	13,405	864	11,139	19,611	12,904	16,067	80,859	10,385
16	1949...	4,851,498	18,292	947	7,178	28,312	21,570	14,870	112,149	33,401
17	bales 1954...	1,430,744	3,703	458	2,556	10,317	3,400	5,723	22,222	5,965
18	1949...	2,372,890	7,673	556	3,549	16,391	7,153	8,799	43,286	9,015
19	Rice harvested.....farms reporting 1954...	1,714	5	2
20	1949...	1,339	4
21	acres 1954...	602,849	1,945	590
22	1949...	517,792	1,239
23	162-lb. bbl. 1954...	9,906,306	38,580	8,574
24	1949...	6,496,580	18,802
25	Peanuts harvested for picking or threshing.....farms reporting 1954...	6,363	493	...	396	84	160	9	...	31
26	1949...	11,072	573	...	596	103	239	37	3	93
27	acres 1954...	110,889	8,634	...	15,059	1,404	1,829	234	...	37
28	1949...	191,761	11,282	...	26,558	2,192	2,647	840	9	170
29	pounds 1954...	43,552,550	3,175,376	...	5,034,905	928,844	923,816	41,586	...	21,235
30	1949...	122,692,887	8,833,866	...	14,957,142	2,319,935	1,719,200	380,944	4,150	63,886
31	Horses and/or mules.....farms reporting 1954...	69,839	1,448	47	603	1,119	902	270	648	1,534
32	1950...	107,892	2,027	44	960	1,617	1,270	443	1,125	2,215
33	number 1954...	159,481	2,735	162	2,284	2,625	1,991	1,132	1,343	3,173
34	1950...	297,633	4,710	189	3,100	4,810	3,628	1,949	2,591	5,597
35	Multiple-unit operations.....number 1954...	5,090	49	...	52	61	47	38	78	24
36	1950...	16,122	68	...	77	51	61	46	81	46
37	Subunits in multiple-unit operations.....number 1954...	12,856	103	...	118	146	121	82	173	72
38	1950...	116,026	143	...	177	134	144	102	179	153
39	Home farms.....number 1954...	4,928	46	...	52	60	47	38	78	21
40	1950...	15,888	66	...	75	50	61	45	76	43
41	Cropper farms.....number 1954...	7,928	57	...	66	86	74	44	95	51
42	1950...	110,138	77	...	102	84	83	57	103	110
43	Land owned by landlord.....acres 1954...	2,466,118	16,465	...	41,319	27,976	24,579	11,810	28,608	22,677
44	1950...	12,853,170	30,278	...	44,778	22,745	37,391	20,424	21,862	62,938
45	Land rented from others by landlord.....acres 1954...	1,094,710	7,360	...	25,434	11,861	15,171	14,138	9,065	1,745
46	1950...	11,242,203	17,919	...	19,362	5,285	13,363	43,044	5,129	12,813
47	Land in multiple-unit operations.....acres 1954...	3,263,502	22,365	...	62,914	37,511	37,168	24,586	35,165	23,127
48	1950...	13,637,500	39,498	...	57,583	21,112	41,449	57,741	24,146	71,776
49	Home farms.....acres 1954...	2,844,592	20,323	...	57,040	35,208	34,329	21,720	28,261	22,247
50	1950...	13,100,442	36,512	...	48,763	17,748	37,251	52,995	16,082	68,833
51	Cropper farms.....acres 1954...	418,910	2,042	...	5,874	2,303	2,839	2,866	6,904	880
52	1950...	1,537,058	2,986	...	8,820	3,364	4,198	4,746	8,064	2,943
53	Cropland harvested.....acres 1954...	1,072,742	3,673	...	9,070	5,982	7,336	11,335	18,844	5,480
54	1949...	11,202,014	5,430	...	15,342	5,872	10,682	10,130	14,461	17,514
55	Corn harvested for grain.....multiple units reporting 1954...	4,007	42	...	13	58	40	28	71	14
56	1949...	14,827	59	...	60	48	50	36	72	33
57	subunits reporting 1954...	7,099	60	...	17	107	68	38	111	20
58	1949...	18,576	86	...	81	97	80	53	114	71
59	acres 1954...	164,240	1,049	...	390	1,461	1,281	735	4,008	404
60	1949...	1,170,070	1,157	...	1,924	1,247	1,573	1,085	2,851	2,466
61	bushels 1954...	2,964,899	18,889	...	3,113	33,872	14,332	4,729	86,362	14,820
62	1949...	13,635,385	20,368	...	28,131	27,357	36,387	21,987	71,463	62,400
63	Cotton harvested.....multiple units reporting 1954...	4,512	41	...	24	57	39	30	77	17
64	1949...	15,338	42	...	22	48	33	72	39	39
65	subunits reporting 1954...	9,326	59	...	34	105	72	50	141	47
66	1949...	111,798	63	...	30	102	89	45	124	110
67	acres 1954...	446,936	1,109	...	1,309	1,750	2,760	2,251	7,071	1,921
68	1949...	1,650,871	1,641	...	1,759	2,608	4,624	1,986	6,556	8,561
69	bales 1954...	174,483	396	...	409	1,004	729	578	2,018	1,020
70	1949...	1,301,052	832	...	773	1,628	1,719	1,204	2,504	2,701
71	Rice harvested.....multiple units reporting 1954...	39
72	1949...	117
73	subunits reporting 1954...	63
74	1949...	122
75	acres 1954...	15,989
76	1949...	17,999
77	162-lb. bbl. 1954...	268,355
78	1949...	1,109,902
79	Peanuts harvested for picking or threshing.....multiple units reporting 1954...	196	18	...	26	2	4
80	1949...	1,284	25	...	26	5	3	2
81	subunits reporting 1954...	253	21	...	39	2	6
82	1949...	1,380	38	...	39	1	3	2
83	acres 1954...	5,822	357	...	2,141	18	132
84	1949...	18,507	1,100	...	1,935	18	162	32	...	4
85	pounds 1954...	2,215,155	120,046	...	852,450	10,037	64,377
86	1949...	15,747,768	1,000,412	...	1,326,189	9,000	105,610	5,140	...	2,140
87	Horses and/or mules.....multiple units reporting 1954...	2,617	37	...	42	43	34	15	26	18
88	1950...	13,782	57	...	62	41	46	27	36	39
89	number 1954...	9,680	90	...	152	131	107	51	67	62
90	1950...	119,004	242	...	228	191	215	121	127	386
91	Farms not in multiple units.....number 1954...	157,531	2,407	99	1,363	2,094	1,546	779	2,708	2,368
92	1950...	172,052	2,721	87	1,560	2,234	1,714	890	3,034	2,974
93	Land in farms not in multiple units.....acres 1954...	34,323,123	448,548	68,052	717,568	353,644	422,574	452,445	505,290	352,777
94	1950...	32,750,281	448,007	67,724	717,327	360,035	415,384	471,868	537,088	327,768

¹Data for 1950 do not include reports for Harris, Jefferson, Liberty, Orange, and Shelby Counties which were included in the 1954 multiple-unit area. See text.

CENSUSES OF 1954 AND 1950

Brazoria	Brazos	Burleson	Caldwell	Calhoun	Cameron	Camp	Cass	Chambers	Cherokee	Collin	Colorado	Dallas	
1,669	1,269	1,634	1,236	303	2,836	831	2,381	491	3,076	3,166	1,662	2,689	1
1,642	1,478	1,858	1,491	331	3,564	1,161	2,820	387	4,147	3,831	1,840	3,519	2
673,923	355,844	343,594	311,822	218,690	550,119	85,381	282,734	357,120	466,037	478,756	593,480	316,349	3
680,044	349,021	346,483	316,568	241,972	501,511	106,322	347,986	321,461	494,629	503,439	580,022	372,139	4
132,483	44,864	68,100	67,322	55,431	287,687	11,612	30,261	70,407	50,435	291,129	106,958	138,643	5
114,164	50,149	72,261	81,251	42,329	354,571	23,375	59,948	70,822	74,262	320,182	95,059	159,892	6
379	407	867	575	145	334	378	1,111	40	1,591	1,907	893	599	7
543	550	1,060	820	135	554	690	1,895	29	2,568	2,626	1,058	986	8
6,444	8,103	14,405	14,183	2,875	3,324	2,919	9,152	585	16,627	50,896	17,207	15,941	9
10,988	7,656	15,394	18,283	2,104	4,875	5,204	18,312	331	24,115	65,155	18,563	21,837	10
145,390	145,587	252,104	253,200	75,132	87,692	36,891	82,168	13,797	196,234	1,161,772	426,132	301,135	11
150,552	150,764	287,583	373,641	31,759	111,329	117,133	355,241	6,365	445,941	1,553,191	406,821	483,382	12
323	336	849	522	206	2,507	238	702	7	1,124	2,139	629	634	13
342	565	1,035	674	196	2,828	622	1,519	4	1,878	2,849	779	941	14
11,756	18,951	29,714	24,470	19,471	172,462	1,906	8,345	96	12,968	86,902	9,725	36,049	15
14,449	30,680	41,479	40,029	23,345	279,607	8,847	23,969	81	26,440	151,591	14,722	59,736	16
12,251	11,493	15,862	7,735	14,203	164,159	512	2,033	68	3,467	32,012	4,950	10,921	17
5,461	20,641	27,355	18,572	17,111	228,219	1,865	8,583	46	13,396	62,880	8,792	26,326	18
230	26	177	161	...	19
169	36	126	153	...	20
94,163	9,442	64,678	56,691	...	21
76,770	9,535	68,275	40,395	...	22
1,446,869	102,718	987,496	994,537	...	23
819,682	152,145	662,329	524,243	...	24
3	7	17	9	20	56	3	77	...	106	5	25
6	50	39	38	38	78	5	114	...	94	4	26
130	49	178	390	41	265	3	782	...	1,112	40	27
1	175	355	490	73	512	8	1,221	...	1,126	53	28
74,800	18,659	76,345	224,092	8,548	60,570	550	179,487	...	654,064	10,550	29
601	60,307	198,956	333,820	28,820	299,870	2,800	919,949	...	1,275,575	27,000	30
903	627	857	450	97	542	512	1,387	323	1,663	628	756	699	31
1,112	932	1,217	736	132	1,280	797	2,141	217	2,773	1,139	1,112	1,340	32
3,173	1,569	1,912	874	344	1,031	1,094	2,594	1,511	3,022	1,383	2,000	1,636	33
5,220	2,960	3,669	2,093	427	3,166	2,258	5,149	1,314	5,998	2,823	3,550	3,835	34
9	47	29	135	6	6	13	23	...	71	129	34	66	35
12	41	51	143	4	22	43	49	1	101	186	33	79	36
19	182	110	351	14	12	30	52	...	173	296	84	150	37
27	194	225	430	8	51	96	132	3	231	423	95	184	38
9	44	26	133	6	6	12	22	...	70	125	33	63	39
12	40	47	134	4	21	43	48	1	99	183	31	78	40
10	138	84	218	8	6	18	30	...	103	171	51	87	41
15	154	178	296	4	30	53	84	2	132	240	64	106	42
8,864	40,039	34,220	65,194	2,455	2,184	3,032	7,466	...	28,366	34,216	19,628	20,616	43
6,457	30,992	42,735	72,871	684	4,464	8,032	21,139	6,325	25,405	45,248	20,604	25,134	44
5,259	6,424	4,446	20,479	1,836	2,408	3,779	3,444	...	11,601	20,951	7,230	9,544	45
2,441	8,388	18,317	31,667	3,521	3,008	4,637	5,379	310	12,187	27,219	5,456	9,798	46
13,594	42,083	35,818	81,672	4,291	2,382	3,206	10,781	...	37,916	46,087	25,642	27,418	47
6,176	35,787	56,561	89,770	4,085	6,836	12,073	24,063	1,026	35,449	62,425	24,840	31,876	48
12,933	37,021	33,291	65,809	3,002	916	2,460	9,542	...	34,742	37,262	23,314	21,394	49
5,445	31,475	51,481	67,896	1,959	5,534	9,811	19,688	992	31,251	49,860	21,728	25,677	50
661	5,062	2,527	15,863	1,289	1,466	746	1,239	...	3,174	8,825	2,328	6,024	51
731	4,312	5,080	21,874	2,126	1,302	2,262	4,375	34	4,198	12,565	3,112	6,199	52
1,337	15,162	12,938	30,805	1,797	1,694	610	2,112	...	5,488	33,081	3,668	14,389	53
2,187	11,197	18,135	41,337	1,206	5,558	2,680	4,678	65	6,730	41,761	6,392	17,090	54
6	31	21	120	4	1	12	19	...	63	114	31	41	55
6	25	32	124	2	1	32	48	...	92	160	33	58	56
8	51	36	241	6	18	6	38	...	107	184	64	64	57
8	45	55	271	2	1	47	101	...	153	254	82	84	58
114	988	794	6,639	96	18	179	635	...	1,433	6,676	1,019	1,477	59
283	694	1,276	7,408	11	10	511	1,115	...	1,810	7,529	1,999	1,750	60
1,905	25,113	14,375	129,748	2,390	600	1,972	7,925	...	16,313	154,133	29,209	27,540	61
6,325	15,444	30,455	164,225	140	75	10,662	23,109	...	35,145	197,660	43,040	37,296	62
7	40	28	125	6	6	11	20	...	62	125	28	50	63
9	38	48	122	2	20	38	46	...	81	168	32	66	64
12	119	93	255	11	12	15	36	...	105	228	51	95	65
14	165	208	311	3	40	61	99	...	133	308	72	123	66
322	7,786	8,255	12,954	711	1,154	150	828	...	1,753	9,601	849	5,488	67
641	7,808	13,229	19,965	72	4,756	72	2,882	...	2,720	16,283	1,896	8,761	68
252	5,754	6,195	4,131	476	1,151	47	238	...	503	3,506	499	1,556	69
220	5,584	11,003	9,718	58	4,797	284	1,124	...	1,562	6,988	1,182	4,042	70
1	71
2	72
1	73
1	74
50	75
500	76
947	77
10,168	78
...	...	1	2	1	...	5	...	5	...	79
...	1	2	4	...	80
...	2	2	2	...	8	...	8	...	81
...	1	4	8	...	4	...	82
...	...	17	6	10	...	53	...	104	...	83
...	...	10,070	...	25	...	10	124	...	66	...	84
...	11,400	18,000	...	3,540	1,850	...	9,810	...	49,300	...	85
...	1,330	133,975	...	25,800	...	86
6	31	21	56	4	3	12	20	...	63	18	25	21	87
10	35	35	99	12	1	40	48	...	85	73	22	42	88
28	164	136	135	9	3	36	130	...	217	42	38	89	89
70	325	304	550	2	32	180	245	...	338	209	107	171	90
1,650	1,087	1,524	885	289	2,824	801	2,329	491	2,903	2,870	1,578	2,539	91
1,615	1,284	1,633	1,061	323	3,513	1,065	2,688	384	3,916	3,408	1,745	3,335	92
660,329	313,761	307,776	230,150	214,399	547,737	82,175	271,953	357,120	428,121	432,669	567,838	288,931	93
673,868	313,234	289,922	226,798	237,887	494,675	94,249	323,923	320,435	459,180	441,014	555,182	340,263	94

MULTIPLE-UNIT OPERATIONS

County Table 1.—MULTIPLE-UNIT OPERATIONS:

Item (For definitions and explanations, see text)	Delta	De Witt	Ellis	Falls	Fannin	Fayette	Fort Bend	Franklin	Freestone
1 All farms.....number 1954...	1,117	2,213	2,885	2,707	2,953	3,773	2,407	810	1,711
2 1950...	1,413	2,428	3,328	2,901	3,768	3,938	2,523	1,006	1,927
3 Land in farms.....acres 1954...	147,870	560,815	552,435	437,780	489,816	554,982	513,196	149,696	411,906
4 1950...	156,408	566,678	552,435	448,784	498,798	550,860	601,199	154,274	405,800
5 Cropland harvested.....acres 1954...	68,507	95,612	289,271	217,934	198,216	125,585	145,750	15,089	59,039
6 1949...	86,974	110,649	318,700	225,782	234,911	133,815	147,378	22,959	60,864
7 Corn harvested for grain.....farms reporting 1954...	436	1,314	1,383	1,860	1,577	2,485	1,655	310	912
8 1949...	624	1,623	1,756	2,134	2,560	2,934	1,657	557	1,221
9 acres 1954...	5,908	39,201	28,101	54,733	31,988	46,379	24,936	3,339	17,307
10 1949...	6,328	42,085	25,926	45,790	50,234	50,267	20,445	4,303	17,487
11 bushels 1954...	50,441	674,906	434,626	994,510	511,475	981,371	616,156	35,902	216,056
12 1949...	107,483	743,775	619,404	1,004,141	1,037,504	1,067,195	390,335	118,048	283,700
13 Cotton harvested.....farms reporting 1954...	836	899	2,283	1,908	1,965	2,124	1,820	220	977
14 1949...	1,159	993	2,646	2,086	2,767	2,383	1,922	571	1,048
15 acres 1954...	39,337	18,457	148,754	93,959	74,381	30,254	63,744	4,071	22,458
16 1949...	72,606	25,254	219,141	129,044	135,707	44,038	81,854	12,106	25,747
17 bales 1954...	10,631	6,131	37,676	25,809	23,013	10,749	49,674	871	5,788
18 1949...	26,787	12,140	107,202	45,056	51,843	21,638	42,713	4,027	8,584
19 Rice harvested.....farms reporting 1954...	52
20 1949...	43
21 acres 1954...	23,775
22 1949...	23,949
23 162-lb. bbl. 1954...	395,581
24 1949...	418,499
25 Peanuts harvested for picking or threshing.....farms reporting 1954...	3	129	...	6	332	131	3	28	45
26 1949...	1	240	...	5	596	186	4	125	144
27 acres 1954...	5	1,580	...	45	5,195	1,388	46	101	340
28 1949...	1	2,985	...	33	10,647	2,360	205	405	1,101
29 pounds 1954...	1,300	472,729	...	16,844	1,774,463	616,059	11,190	35,220	109,514
30 1949...	500	2,047,756	...	17,500	7,547,682	1,507,373	110,120	283,634	503,281
31 Horses and/or mules.....farms reporting 1954...	218	807	503	825	692	1,574	743	417	1,015
32 1950...	474	1,288	1,001	1,359	1,295	2,409	1,297	701	1,475
33 number 1954...	388	1,802	1,117	1,776	1,394	3,333	2,400	768	2,607
34 1950...	1,118	3,668	2,666	3,792	3,068	6,444	4,731	1,660	4,533
35 Multiple-unit operations.....number 1954...	88	79	303	198	148	71	117	5	46
36 1950...	122	138	318	169	159	77	146	12	33
37 Subunits in multiple-unit operations.....number 1954...	212	169	762	532	349	169	374	10	102
38 1950...	306	302	891	475	377	188	488	25	77
39 Home farms.....number 1954...	86	78	289	192	147	71	114	5	45
40 1950...	117	131	300	168	152	76	136	12	31
41 Cropper farms.....number 1954...	126	91	473	340	202	98	260	5	57
42 1950...	189	171	591	307	225	112	352	13	46
43 Land owned by landlord.....acres 1954...	18,873	40,044	87,387	57,394	53,193	27,748	55,287	1,057	47,984
44 1950...	25,869	56,611	84,141	60,909	55,729	30,219	91,110	10,495	19,367
45 Land rented from others by landlord.....acres 1954...	11,923	10,509	72,290	51,916	25,891	4,175	26,973	1,248	14,206
46 1950...	13,856	13,766	59,590	51,822	21,209	4,323	41,036	2,210	7,016
47 Land in multiple-unit operations.....acres 1954...	26,817	47,947	147,984	101,478	71,858	25,083	75,658	2,277	58,812
48 1950...	33,816	63,222	136,596	101,017	62,683	27,510	119,191	12,424	23,548
49 Home farms.....acres 1954...	21,999	42,490	126,194	84,640	57,246	21,332	65,960	2,160	55,646
50 1950...	25,572	53,777	105,092	85,454	48,111	19,848	105,707	11,617	21,087
51 Cropper farms.....acres 1954...	4,818	5,457	21,790	16,838	14,612	3,751	9,698	117	3,166
52 1950...	8,244	9,445	31,464	15,563	14,572	7,662	13,484	807	2,461
53 Cropland harvested.....acres 1954...	15,181	10,626	88,425	52,081	28,069	7,380	22,726	287	6,020
54 1949...	20,508	17,270	84,026	50,384	31,131	7,683	28,394	1,106	3,666
55 Corn harvested for grain.....multiple units reporting 1954...	58	75	215	175	123	66	109	1	42
56 1949...	75	126	200	150	137	72	110	5	25
57 subunits reporting 1954...	95	132	311	368	202	123	251	1	64
58 1949...	112	221	302	300	227	153	280	8	41
59 acres 1954...	1,394	3,934	6,884	11,106	3,537	2,191	3,149	8	1,791
60 1949...	1,308	5,451	4,640	8,562	5,290	2,305	2,988	63	873
61 bushels 1954...	13,489	74,219	116,799	203,186	54,265	54,192	85,874	120	22,711
62 1949...	23,081	107,890	113,618	197,426	107,618	53,369	60,385	1,764	14,075
63 Cotton harvested.....multiple units reporting 1954...	87	74	300	192	138	64	114	3	46
64 1949...	119	100	311	157	151	70	141	12	30
65 subunits reporting 1954...	194	100	699	437	265	115	335	5	70
66 1949...	280	163	807	369	309	131	414	18	51
67 acres 1954...	8,193	2,618	50,440	25,209	10,859	2,488	12,461	72	2,192
68 1949...	17,038	4,875	63,889	25,037	15,855	3,404	17,620	845	1,927
69 bales 1954...	2,467	7,878	14,090	7,617	3,420	946	10,170	13	529
70 1949...	6,623	2,462	32,863	9,296	6,992	1,922	10,018	258	690
71 Rice harvested.....multiple units reporting 1954...	2
72 1949...
73 subunits reporting 1954...	2
74 1949...
75 acres 1954...	650
76 1949...
77 162-lb. bbl. 1954...	9,700
78 1949...
79 Peanuts harvested for picking or threshing.....multiple units reporting 1954...	...	3	...	1	9	1	...	1	4
80 1949...	...	23	14	2	...	1	...
81 subunits reporting 1954...	...	5	...	1	12	1	...	1	4
82 1949...	...	32	19	2	...	1	...
83 acres 1954...	...	85	...	12	189	7	...	4	63
84 1949...	...	489	491	21	...	17	...
85 pounds 1954...	...	29,300	...	4,445	57,596	6,000	...	1,500	28,315
86 1949...	...	326,337	432,452	8,985	...	4,000	...
87 Horses and/or mules.....multiple units reporting 1954...	24	34	68	89	32	42	49	2	38
88 1950...	55	93	128	96	59	56	93	9	27
89 number 1954...	51	106	213	282	79	116	367	5	197
90 1950...	181	392	558	452	224	224	720	44	147
91 Farms not in multiple units.....number 1954...	905	2,044	2,123	2,175	2,604	3,604	2,033	800	1,609
92 1950...	1,107	2,126	2,437	2,426	3,391	3,810	2,037	981	1,850
93 Land in farms not in multiple units.....acres 1954...	121,053	512,568	407,542	336,312	417,958	529,899	437,538	147,419	353,094
94 1950...	122,592	503,456	415,879	347,767	436,115	523,350	482,008	141,850	382,252

NA Not available.

CENSUSES OF 1954 AND 1950--Continued

Frio	Galveston	Goliad	Gonzales	Grayson	Gregg	Grimes	Guadalupe	Harris	Harrison	Henderson	Hidalgo	Hill	Hopkins	
541	715	708	2,147	2,815	857	1,566	2,097	3,869	2,581	2,232	4,072	2,653	2,507	1
600	590	873	2,494	3,633	990	1,818	2,232	3,360	3,317	2,693	5,314	3,220	3,335	2
699,597	114,676	377,273	585,663	470,131	111,526	412,354	349,214	690,046	366,435	384,596	1,018,819	490,031	414,997	3
642,990	104,310	411,134	596,327	512,640	115,703	393,066	359,244	599,375	382,066	441,589	964,015	555,964	434,398	4
50,005	17,014	40,000	82,893	197,072	7,834	49,803	131,808	113,079	36,639	53,379	378,381	259,066	77,257	5
72,277	32,139	50,921	79,643	235,560	9,576	47,685	150,724	76,600	60,945	63,353	458,066	295,776	102,851	6
73	31	426	953	963	153	871	1,092	679	1,167	1,093	547	1,608	908	7
281	29	540	1,260	1,946	416	1,076	1,579	746	2,158	1,577	699	2,063	1,583	8
2,936	182	17,896	24,864	23,277	1,137	12,801	35,902	12,103	8,025	16,022	6,864	55,956	13,944	9
9,461	132	20,994	27,766	44,209	2,642	12,004	54,656	10,796	15,997	18,236	6,920	43,124	15,567	10
118,627	6,892	334,832	373,126	482,069	11,752	258,269	525,075	263,731	73,521	255,320	157,836	790,519	170,395	11
154,639	3,077	373,481	484,457	998,280	41,850	218,730	1,178,837	201,916	255,114	405,639	153,159	1,055,361	297,872	12
119	1	203	661	1,113	166	850	764	112	1,296	688	2,891	2,100	992	13
68	2	241	776	1,710	253	987	928	106	1,979	1,055	3,255	2,479	1,897	14
5,539	13	5,130	15,646	34,900	1,495	21,012	22,060	3,038	13,170	9,875	184,699	125,407	29,089	15
4,532	6	8,830	20,667	69,420	2,982	24,333	38,022	4,390	25,933	20,727	269,059	198,428	66,685	16
3,002	6	1,999	4,437	12,720	366	14,304	6,482	2,064	2,859	2,079	150,371	27,848	6,100	17
2,477	2	4,340	8,704	23,847	1,006	15,995	14,039	1,733	11,660	8,836	197,267	82,160	20,050	18
...	19	166	19
...	105	20
...	7,684	60,273	21
...	36,839	22
...	107,878	1,073,959	23
...	500,996	24
145	3	1	69	269	32	20	116	56	107	84	1	136	122	25
243	5	8	165	556	70	72	233	47	485	101	...	232	331	26
10,961	1	23	1,724	6,338	40	76	2,162	1,800	148	836	1	3,779	611	27
19,452	33	89	3,455	15,182	80	490	4,969	2,321	658	890	...	7,271	1,706	28
4,227,289	650	5,000	455,985	1,885,280	2,828	53,436	521,826	1,485,111	24,289	262,873	2,000	811,201	207,675	29
11,810,695	21,891	45,403	2,339,582	8,363,052	15,210	215,331	2,546,010	1,870,793	150,022	725,347	...	3,205,174	1,459,331	30
223	362	317	1,039	762	428	1,062	679	1,616	1,758	1,117	574	435	1,012	31
322	335	497	1,593	1,403	624	1,415	1,097	1,948	2,563	1,853	1,010	1,032	2,024	32
878	901	1,134	2,383	1,510	819	2,855	1,449	4,141	3,714	2,069	1,670	691	1,889	33
1,418	1,036	1,907	4,730	3,641	1,353	4,752	3,129	6,093	5,976	4,301	2,853	2,279	4,659	34
1	1	31	143	59	3	58	85	26	63	41	5	79	28	35
7	3	44	125	76	12	68	112	(NA)	68	40	30	106	51	36
2	2	92	321	135	7	176	188	64	161	90	12	197	61	37
16	6	118	288	167	38	224	259	(NA)	192	90	69	242	111	38
1	1	31	143	45	3	97	79	24	61	40	5	74	27	39
7	3	44	121	74	12	67	109	(NA)	66	40	29	96	48	40
1	1	61	178	90	4	119	109	40	100	50	7	123	34	41
9	3	74	167	93	26	157	150	(NA)	126	50	40	146	63	42
1,200	18	41,006	87,657	18,050	4,047	59,812	26,771	13,448	47,007	24,816	5,668	29,754	10,727	43
7,290	1,410	46,603	78,163	22,440	6,282	51,417	34,621	(NA)	62,341	27,477	11,315	43,135	16,829	44
4,917	...	6,816	18,842	13,732	100	25,303	5,269	15,769	7,090	4,455	246	7,948	7,314	45
3,098	1,240	48,334	29,312	11,293	1,771	31,264	8,314	(NA)	7,611	9,848	3,992	11,420	2,871	46
6,117	17	44,486	100,720	29,530	3,199	79,813	31,207	25,637	50,985	28,573	5,564	33,109	16,511	47
8,970	2,213	88,053	101,884	26,478	7,796	78,139	38,695	(NA)	61,163	36,368	13,631	40,616	17,038	48
6,017	2	40,556	90,450	23,882	3,056	76,250	20,459	20,293	47,228	25,298	5,162	24,449	13,389	49
8,226	1,408	82,837	91,048	20,363	6,424	73,292	28,173	(NA)	55,377	33,998	11,024	29,339	14,000	50
100	15	3,930	10,270	5,648	143	3,563	10,748	5,344	3,757	3,275	402	8,660	3,122	51
744	805	5,216	10,836	6,115	4,847	10,522	4,847	5,786	5,786	2,370	2,607	11,277	3,033	52
...	5	8,497	17,422	16,354	318	13,039	14,855	8,040	5,180	3,522	682	17,699	2,887	53
1,877	544	12,520	12,756	16,473	793	9,574	20,666	(NA)	5,820	3,734	6,488	22,145	4,423	54
...	1	28	106	43	2	48	73	9	51	32	2	63	17	55
3	...	39	99	64	12	53	99	(NA)	61	35	7	84	36	56
...	1	70	158	70	5	106	128	14	107	53	2	113	22	57
3	...	75	162	112	24	99	168	(NA)	127	65	9	134	55	58
...	5	2,843	4,592	2,415	75	2,090	4,135	329	1,180	1,175	32	3,488	474	59
125	...	2,744	3,731	3,542	163	1,532	5,376	(NA)	1,305	923	116	2,782	619	60
...	30	73,545	74,596	55,864	530	49,905	64,233	8,171	11,963	21,811	775	56,475	8,282	61
3,420	...	58,458	73,663	94,908	4,365	31,957	121,589	(NA)	24,528	19,568	1,450	68,247	13,378	62
...	...	25	92	46	3	54	71	6	56	24	5	78	20	63
1	...	28	85	64	5	58	90	(NA)	63	33	26	97	46	64
...	...	54	129	87	5	137	115	10	109	35	9	153	31	65
1	...	55	136	114	14	158	171	(NA)	133	53	4	196	77	66
...	...	1,729	4,352	3,069	117	6,699	4,132	315	1,813	843	362	8,964	1,039	67
26	...	2,368	4,644	4,352	265	5,664	9,175	(NA)	2,682	1,865	4,634	15,408	3,049	68
...	...	722	1,196	1,067	23	6,020	1,213	199	359	207	160	2,087	2,087	69
16	...	1,195	2,003	1,606	116	4,158	3,612	(NA)	1,214	1,013	2,975	6,655	1,072	70
...	8	71
...	1	(NA)	72
...	19	73
...	1	(NA)	74
...	4,651	75
...	145	(NA)	76
...	83,065	77
...	756	(NA)	78
...	9	5	...	1	5	...	2	5	79
3	10	8	...	1	3	(NA)	11	3	...	2	...	80
...	10	7	...	1	6	...	2	6	81
4	12	10	...	2	5	(NA)	12	4	...	2	...	82
...	255	227	...	2	89	...	4	154	83
182	319	262	3	5	64	(NA)	21	51	10	84
...	73,910	41,850	...	200	20,400	...	300	25,115	85
93,720	166,983	139,490	550	4,070	35,970	(NA)	3,945	28,000	...	7,800	16,214	86
1	1	22	106	20	3	53	33	22	57	32	1	22	14	87
1	1	34	105	29	11	60	73	(NA)	61	33	...	40	...	88
2	2	93	356	54	15	384	78	92	266	91	6	46	...	89
1	10	342	548	62	50	591	254	(NA)	345	164	34	100	144	90
539	713	616	1,826	2,680	850	1,390	1,909	3,805	2,420	2,142	4,060	2,456	2,446	91
584	584	755	2,206	3,466	952	1,594	1,979	(NA)	3,125	2,603	5,245	2,978	3,224	92
693,480	114,659	332,787	484,943	440,601	108,327	332,541	318,007	664,409	315,450	356,023	1,013,255	456,922	398,486	93
634,020	102,097	323,081	494,443	486,162	107,907	314,927	320,549	(NA)	320,903	405,221	950,384	515,348	417,360	94

MULTIPLE-UNIT OPERATIONS

County Table 1.—MULTIPLE-UNIT OPERATIONS:

Item (For definitions and explanations, see text)		Houston	Hunt	Jackson	Jefferson	Jim Wells	Karnes	Kaufman	Lamar	Lavaca
1	All farms.....number 1954...	2,438	2,737	1,074	1,038	720	1,587	2,106	2,529	3,294
2	1950...	2,638	3,456	1,126	959	874	1,737	2,403	3,419	3,398
3	Land in farms.....acres 1954...	517,844	494,506	419,880	433,186	506,908	468,552	454,482	471,792	563,147
4	1950...	527,196	497,844	419,031	487,176	446,985	461,759	453,799	470,581	540,240
5	Cropland harvested.....acres 1954...	79,948	192,872	77,514	88,667	99,107	158,771	158,312	147,744	124,242
6	1949...	93,984	232,690	69,569	69,611	121,774	185,011	172,869	188,924	120,702
7	Corn harvested for grain.....farms reporting 1954...	1,380	1,249	486	17	228	983	804	1,013	2,287
8	1949...	1,647	1,801	540	51	438	1,157	1,123	1,863	2,614
9	acres 1954...	20,562	18,882	9,978	149	2,706	31,895	14,559	18,631	49,117
10	1949...	21,955	20,590	9,767	291	5,678	33,377	16,891	30,095	46,367
11	bushels 1954...	321,857	216,940	262,153	2,567	43,920	317,482	230,751	231,679	951,609
12	1949...	346,827	360,432	156,583	5,041	86,464	543,561	271,947	547,552	908,813
13	Cotton harvested.....farms reporting 1954...	1,326	1,868	468	2	385	913	1,188	1,275	2,083
14	1949...	1,411	2,671	496	19	483	940	1,623	2,146	2,235
15	acres 1954...	31,647	95,302	20,109	12	23,253	37,221	61,954	61,275	34,632
16	1949...	37,965	177,947	25,119	221	32,814	45,641	116,221	119,640	49,412
17	bales 1954...	11,775	22,431	11,228	12	14,654	9,415	15,501	17,511	11,603
18	1949...	20,607	66,117	16,875	101	18,055	17,342	40,660	39,761	22,598
19	Rice harvested.....farms reporting 1954...	1	...	63	264	5
20	1949...	1	...	59	195	3
21	acres 1954...	500	...	23,388	79,777	6,750
22	1949...	500	...	18,678	63,891	800
23	162-lb. bbl. 1954...	5,000	...	424,204	1,230,467	102,995
24	1949...	5,000	...	271,979	814,945	8,691
25	Peanuts harvested for picking or threshing.....farms reporting 1954...	267	2	3	30	7	129	140
26	1949...	300	9	...	6	7	84	16	272	352
27	acres 1954...	5,154	2	254	310	10	1,479	875
28	1949...	6,144	13	199	1,160	29	3,093	2,545
29	pounds 1954...	1,855,124	400	122,700	78,844	3,275	565,324	296,930
30	1949...	4,779,877	4,933	...	1,225	82,468	657,010	13,469	2,605,343	1,821,296
31	Horses and/or mules.....farms reporting 1954...	1,469	685	412	435	236	428	641	879	1,283
32	1950...	1,914	1,321	578	498	377	703	1,091	1,617	2,070
33	number 1954...	3,252	1,282	1,234	1,386	788	973	1,343	1,879	2,588
34	1950...	5,461	3,195	2,008	2,152	1,497	1,922	3,013	4,126	5,590
35	Multiple-unit operations.....number 1954...	89	109	16	10	11	154	83	147	70
36	1950...	50	165	12	(NA)	11	95	152	255	45
37	Subunits in multiple-unit operations....number 1954...	222	243	33	26	22	389	234	391	157
38	1950...	139	373	25	(NA)	23	232	456	665	92
39	Home farms.....number 1954...	87	104	15	10	11	153	75	142	67
40	1950...	50	161	12	(NA)	10	89	147	243	45
41	Cropper farms.....number 1954...	135	139	18	16	11	236	159	249	90
42	1950...	89	212	13	(NA)	13	143	309	422	47
43	Land owned by landlord.....acres 1954...	40,283	31,352	11,385	13,768	10,597	103,261	47,739	38,652	24,798
44	1950...	20,592	40,064	14,673	(NA)	3,504	65,586	71,507	64,656	15,128
45	Land rented from others by landlord.....acres 1954...	22,577	12,673	3,913	5,484	3,824	42,228	23,097	28,671	8,858
46	1950...	14,678	21,755	9,160	(NA)	5,510	25,181	45,236	37,572	5,413
47	Land in multiple-unit operations.....acres 1954...	57,619	41,690	14,884	14,683	13,007	134,153	64,227	62,817	32,145
48	1950...	31,186	54,434	19,557	(NA)	8,473	82,433	102,327	90,071	18,538
49	Home farms.....acres 1954...	53,646	33,183	13,565	12,610	11,669	114,033	53,373	52,639	28,302
50	1950...	27,598	44,173	18,453	(NA)	7,188	69,697	82,420	72,131	16,253
51	Cropper farms.....acres 1954...	3,973	8,507	1,319	2,073	1,338	20,120	10,854	10,178	3,843
52	1950...	3,588	10,261	1,104	(NA)	1,285	12,736	19,907	17,940	2,285
53	Cropland harvested.....acres 1954...	10,633	17,338	2,657	4,385	2,011	47,866	30,241	34,919	5,202
54	1949...	8,175	27,209	1,954	(NA)	5,689	33,472	45,221	48,567	2,939
55	Corn harvested for grain.....multiple units reporting 1954...	66	68	11	...	7	135	54	112	65
56	1949...	45	111	6	(NA)	9	79	103	196	36
57	subunits reporting 1954...	95	100	14	...	10	252	102	194	114
58	1949...	89	161	9	(NA)	18	131	189	324	58
59	acres 1954...	2,685	1,398	318	...	117	6,731	3,231	4,183	2,151
60	1949...	2,055	2,506	278	(NA)	154	3,432	4,202	5,717	1,018
61	bushels 1954...	30,668	17,516	7,140	...	1,225	57,138	66,828	51,566	38,856
62	1949...	30,848	45,482	5,575	(NA)	2,335	62,552	74,913	108,968	19,990
63	Cotton harvested.....multiple units reporting 1954...	68	106	14	...	10	149	81	143	64
64	1949...	45	159	5	(NA)	10	80	145	239	33
65	subunits reporting 1954...	116	187	20	...	13	276	196	348	102
66	1949...	104	308	8	(NA)	14	145	369	573	53
67	acres 1954...	4,701	8,739	976	...	667	13,159	14,298	18,297	1,706
68	1949...	4,010	19,252	759	(NA)	1,809	9,374	31,640	34,452	1,223
69	bales 1954...	1,749	2,192	466	...	384	3,386	4,179	5,415	590
70	1949...	2,341	6,904	380	(NA)	1,227	3,796	12,608	11,683	627
71	Rice harvested.....multiple units reporting 1954...	2	7
72	1949...	(NA)
73	subunits reporting 1954...	4
74	1949...	(NA)
75	acres 1954...	455	3,260
76	1949...	(NA)
77	162-lb. bbl. 1954...	10,160	43,930
78	1949...	(NA)
79	Peanuts harvested for picking or threshing.....multiple units reporting 1954...	11	2	...	1	3
80	1949...	8	(NA)	...	4	1	10	3
81	subunits reporting 1954...	19	2	...	1	4
82	1949...	11	(NA)	...	5	1	14	4
83	acres 1954...	615	17	...	6	28
84	1949...	488	(NA)	...	109	3	332	36
85	pounds 1954...	207,950	4,145	...	6,000	5,350
86	1949...	224,190	(NA)	...	47,275	800	218,420	20,245
87	Horses and/or mules....multiple units reporting 1954...	54	44	10	9	7	55	35	44	34
88	1950...	43	64	5	(NA)	7	53	89	119	31
89	number 1954...	160	104	35	69	27	198	110	123	99
90	1950...	294	300	54	(NA)	20	184	347	467	132
91	Farms not in multiple units.....number 1954...	2,216	2,494	1,041	1,012	698	1,198	1,872	2,138	3,137
92	1950...	2,499	3,083	1,101	(NA)	851	1,505	1,947	2,754	3,306
93	Land in farms not in multiple units.....acres 1954...	460,225	452,816	404,996	418,503	493,901	334,399	390,255	408,975	531,002
94	1950...	496,010	443,410	399,474	(NA)	438,512	379,326	351,472	380,510	521,702

NA Not available.

CENSUSES OF 1954 AND 1950—Continued

Lee	Leon	Liberty	Limestone	Live Oak	McLennan	Madison	Marion	Matagorda	Milan	Morris	Nacogdoches	Navarro	Nueces	
1,554	1,739	1,361	2,128	787	3,634	1,145	715	1,220	2,659	670	2,336	2,520	1,157	1
1,674	2,100	1,404	2,660	1,012	3,754	1,214	1,082	1,329	2,807	862	2,743	3,158	1,307	2
324,187	535,078	350,396	463,992	605,005	617,013	292,682	91,787	592,588	493,749	138,559	334,974	561,260	554,093	3
316,236	545,267	335,531	509,310	582,519	557,479	262,574	92,956	633,623	503,448	144,734	367,533	590,585	639,146	4
52,604	47,594	55,709	157,205	80,904	310,180	29,867	7,244	95,554	152,749	11,467	25,029	206,383	327,559	5
38,982	50,994	53,546	178,920	104,823	304,116	28,524	14,036	101,790	163,179	16,840	40,720	235,326	300,647	6
929	1,052	419	1,174	220	1,728	566	155	507	1,448	216	886	1,210	365	7
1,152	1,276	501	1,537	569	2,223	690	663	552	1,831	494	1,518	1,613	555	8
16,898	16,410	4,252	38,052	4,297	49,912	11,198	946	8,470	32,424	1,542	7,968	31,583	5,596	9
17,945	15,923	4,839	31,965	14,114	47,555	10,169	4,425	7,566	35,069	3,989	13,903	28,220	5,881	10
300,512	279,737	77,523	473,889	45,588	847,608	206,123	11,317	188,154	656,853	13,981	107,612	445,486	175,173	11
306,258	260,401	84,116	584,170	231,698	1,147,229	168,220	60,282	124,478	719,821	79,771	251,375	497,255	143,052	12
708	735	153	1,346	410	2,040	429	218	544	1,368	186	509	1,802	928	13
798	549	223	1,689	404	2,327	432	508	540	1,465	444	949	2,254	912	14
10,285	13,321	2,225	78,312	21,205	104,894	8,862	1,553	19,447	57,263	1,771	5,072	118,322	114,631	15
13,544	12,119	4,205	118,776	24,208	146,842	8,961	5,070	24,727	74,709	6,020	11,945	174,877	122,911	16
2,913	4,312	1,533	19,544	5,737	24,275	3,137	338	17,399	358	1,703	27,694	100,771	86,798	17
4,643	6,008	2,616	36,390	12,607	51,529	4,695	1,748	14,432	27,281	1,614	6,617	70,652	86,798	18
...	...	101	175	19
...	...	70	156	20
...	...	40,714	49,547	21
...	...	37,067	58,550	22
...	...	675,483	910,683	23
...	...	427,385	818,743	24
532	78	10	58	10	46	46	24	...	110	51	64	...	2	25
658	166	26	108	13	46	59	83	...	180	110	94	4	1	26
7,341	790	32	884	125	785	393	36	...	1,172	868	92	...	108	27
10,494	1,733	36	1,549	315	930	678	136	...	2,095	1,298	216	4	60	28
4,047,819	451,273	3,370	333,325	35,140	249,439	188,210	6,460	...	445,273	157,824	23,750	...	34,380	29
7,124,491	1,108,953	28,125	799,433	145,639	648,957	431,657	35,136	...	1,355,493	764,432	78,948	1,295	29,000	30
844	1,137	796	815	265	754	680	412	537	971	420	1,255	630	173	31
1,188	1,560	1,028	1,376	423	1,185	869	804	738	1,490	648	1,820	1,309	297	32
1,801	2,820	2,095	1,751	885	1,448	1,854	748	1,855	2,174	828	2,147	1,254	513	33
3,201	4,409	3,398	3,820	1,602	2,765	2,804	1,697	3,078	4,219	1,651	3,832	3,383	1,516	34
5	83	11	119	36	157	21	1	16	89	8	34	176	35	35
17	71	(NA)	162	83	132	37	10	33	96	20	56	191	48	36
10	230	23	283	91	383	55	4	39	306	16	79	410	84	37
35	193	(NA)	426	205	341	86	21	76	339	47	146	474	109	38
5	83	10	116	36	153	21	1	16	86	7	33	172	32	39
17	68	(NA)	147	81	126	35	9	32	92	19	54	181	43	40
5	147	13	167	55	230	34	3	23	220	9	46	238	52	41
18	125	(NA)	279	124	215	51	12	44	247	28	92	293	66	42
3,588	76,972	12,583	56,104	32,969	51,904	11,787	160	24,299	53,499	6,651	10,745	83,683	45,437	43
5,701	80,314	(NA)	59,366	90,669	42,370	22,113	1,772	42,993	9,366	26,258	78,755	25,936	44	44
194	26,916	6,985	44,455	13,370	35,809	5,052	60	10,762	19,572	100	2,976	35,718	10,229	45
2,648	20,468	(NA)	41,358	27,628	24,571	3,685	3	35,167	13,854	207	2,245	43,459	21,059	46
2,927	97,350	18,715	92,041	34,837	74,451	16,353	220	32,689	69,673	6,036	13,496	104,135	46,183	47
7,203	82,773	(NA)	87,507	111,101	55,830	25,233	1,712	56,959	63,512	8,250	27,893	107,525	41,235	48
2,775	92,668	16,602	83,332	29,231	63,081	15,005	145	31,391	58,711	5,911	11,529	87,528	42,214	49
6,059	71,205	(NA)	67,599	99,503	44,057	23,180	1,305	53,735	51,712	6,829	24,829	92,479	38,951	50
152	4,682	2,113	8,709	5,606	11,370	1,348	75	1,298	10,962	125	1,967	16,607	3,969	51
1,144	11,968	(NA)	19,908	11,598	11,773	2,053	407	3,224	11,800	1,421	3,064	15,028	2,884	52
361	11,416	4,044	32,174	8,992	43,630	2,465	74	4,167	30,401	708	1,761	38,790	23,124	53
1,426	8,410	(NA)	41,697	26,137	36,267	3,275	417	8,975	25,519	1,288	3,919	38,753	17,631	54
4	80	6	96	18	113	19	1	10	77	7	25	128	13	55
14	65	(NA)	143	70	112	33	8	23	85	18	46	149	20	56
5	172	8	161	23	180	38	3	17	207	10	46	187	14	57
20	144	(NA)	253	112	202	61	15	40	213	28	80	231	23	58
86	3,785	83	7,550	608	6,115	848	35	248	5,425	107	706	5,305	119	59
284	2,175	(NA)	8,060	3,007	5,215	1,104	99	690	4,885	394	883	4,944	385	60
1,455	96,654	1,935	98,177	4,429	105,571	17,230	75	5,925	108,075	978	10,882	89,284	3,525	61
6,745	41,940	(NA)	167,231	50,020	144,764	19,646	1,693	10,612	98,503	9,095	14,637	91,205	6,897	62
4	67	2	114	31	138	20	1	11	83	5	25	170	30	63
8	50	(NA)	156	67	121	32	10	25	84	14	40	183	43	64
4	157	2	241	57	289	40	3	22	259	5	39	341	65	65
12	113	(NA)	358	122	271	60	13	45	277	24	77	387	81	66
63	4,288	23	16,690	2,893	16,311	866	37	1,170	12,629	67	649	22,643	7,066	67
160	3,394	(NA)	28,323	8,738	18,992	1,319	201	1,857	14,595	485	1,542	26,945	5,915	68
18	1,471	9	4,662	679	4,155	302	6	770	4,206	17	215	6,422	6,558	69
40	1,868	(NA)	9,223	4,139	6,906	671	71	1,147	5,967	161	763	12,170	4,677	70
...	...	6	5	71
...	...	(NA)	5	72
...	...	9	6	73
...	...	(NA)	6	74
...	...	3,645	1,766	75
...	...	(NA)	2,691	76
...	...	64,075	35,786	77
...	...	(NA)	29,750	78
1	14	1	4	...	1	3	1	2	79
12	8	(NA)	2	6	2	...	2	3	3	80
1	17	1	4	...	1	5	1	2	81
16	10	(NA)	2	8	2	...	3	4	3	82
37	299	2	68	...	10	64					

MULTIPLE-UNIT OPERATIONS

County Table 1.—MULTIPLE-UNIT OPERATIONS:

Item (For definitions and explanations, see text)		Orange	Panola	Rains	Red River	Refugio	Robertson	Rockwall	Rusk	San Patricio
1	All farms.....number 1954...	571	2,026	647	2,360	270	1,622	425	3,189	888
2	1950...	710	2,348	814	2,921	279	1,799	573	3,866	938
3	Land in farms.....acres 1954...	86,294	328,202	112,189	458,041	436,660	427,927	80,753	411,997	433,200
4	1950...	71,550	317,423	126,095	463,993	488,295	411,367	83,808	432,997	402,180
5	Cropland harvested.....acres 1954...	10,692	23,963	20,339	79,019	52,325	78,594	45,792	42,126	223,879
6	1949...	12,215	39,291	28,453	102,865	43,560	81,065	52,665	68,111	197,739
7	Corr harvested for grain.....farms reporting 1954...	15	876	279	837	114	947	212	1,264	214
8	1949...	51	1,355	420	1,519	139	1,037	270	2,069	355
9	acres 1954...	80	5,961	4,181	10,822	2,894	16,189	4,350	12,906	2,350
10	1949...	250	9,709	4,880	15,952	3,931	14,615	4,027	18,670	3,577
11	bushels 1954...	1,005	74,873	44,878	115,377	78,230	307,962	74,299	134,839	57,883
12	1949...	3,107	191,687	77,463	266,354	80,517	305,270	81,938	338,665	75,952
13	Cotton harvested.....farms reporting 1954...	...	827	277	727	151	657	308	1,036	724
14	1949...	...	1,312	481	1,532	116	760	486	1,804	661
15	acres 1954...	...	8,866	8,355	31,274	15,210	32,329	22,255	13,146	89,262
16	1949...	...	20,177	18,063	62,605	13,306	40,444	40,494	31,387	107,368
17	bales 1954...	...	2,500	1,728	10,012	12,248	18,009	7,492	3,328	76,816
18	1949...	...	9,657	6,280	19,488	10,220	23,094	12,280	12,894	86,979
19	Rice harvested.....farms reporting 1954...	32	1
20	1949...	34
21	acres 1954...	8,351
22	1949...	10,245
23	162-lb. bbl. 1954...	106,515	6,400
24	1949...	102,171
25	Peanuts harvested for picking or threshing.....farms reporting 1954...	5	101	5	42	...	78	...	63	...
26	1949...	2	154	18	69	...	136	...	131	1
27	acres 1954...	5	133	25	157	...	733	...	199	...
28	1949...	1	187	106	319	...	1,336	...	401	11
29	pounds 1954...	745	23,949	6,200	59,270	...	358,759	...	59,454	...
30	1949...	210	47,786	40,062	220,561	...	838,996	...	277,248	1,000
31	Horses and/or mules.....farms reporting 1954...	294	1,416	327	1,260	87	872	105	1,825	142
32	1950...	422	1,769	582	1,960	124	1,141	151	2,586	220
33	number 1954...	817	3,011	658	3,164	951	2,185	167	3,610	436
34	1950...	1,131	4,456	1,537	6,195	1,521	3,691	377	6,084	775
35	Multiple-unit operations.....number 1954...	...	67	7	69	...	36	15	73	69
36	1950...	(NA)	102	12	153	3	52	71	85	31
37	Subunits in multiple-unit operations....number 1954...	...	158	15	167	...	273	51	163	172
38	1950...	(NA)	268	27	381	6	415	214	190	75
39	Home farms.....number 1954...	...	67	7	66	...	35	14	67	67
40	1950...	(NA)	99	11	152	3	47	68	83	30
41	Cropper farms.....number 1954...	...	91	8	101	...	238	37	96	105
42	1950...	(NA)	169	16	229	3	368	146	107	45
43	Land owned by landlord.....acres 1954...	...	26,919	3,249	43,607	...	44,489	7,663	25,355	36,092
44	1950...	(NA)	45,596	8,532	67,283	822	64,829	19,650	35,544	12,290
45	Land rented from others by landlord.....acres 1954...	...	8,785	2,156	6,540	...	19,505	3,455	7,085	32,818
46	1950...	(NA)	13,117	535	13,295	240	12,052	12,859	5,212	8,460
47	Land in multiple-unit operations.....acres 1954...	...	34,588	5,353	47,624	...	63,546	9,212	30,611	61,805
48	1950...	(NA)	56,058	6,770	72,280	1,017	74,533	29,722	32,018	19,687
49	Home farms.....acres 1954...	...	32,278	4,976	44,056	...	55,238	7,383	26,077	55,507
50	1950...	(NA)	49,845	5,222	64,423	662	63,864	22,979	28,344	16,775
51	Cropper farms.....acres 1954...	...	2,310	377	3,568	...	8,308	1,829	4,604	6,298
52	1950...	(NA)	6,213	1,548	7,857	355	10,669	6,743	3,674	2,912
53	Cropland harvested.....acres 1954...	...	3,778	1,056	12,905	...	21,123	6,104	5,504	37,979
54	1949...	(NA)	6,719	1,092	19,508	716	25,287	20,587	6,055	13,533
55	Corn harvested for grain.....multiple units reporting 1954...	...	61	4	50	...	32	9	69	28
56	1949...	(NA)	84	10	93	2	35	50	68	14
57	subunits reporting 1954...	...	102	6	74	...	165	23	115	34
58	1949...	(NA)	157	15	159	3	150	73	108	16
59	acres 1954...	...	1,018	61	1,269	...	3,165	461	2,012	510
60	1949...	(NA)	1,404	191	1,814	26	2,199	1,322	1,282	213
61	bushels 1954...	...	14,482	1,432	15,345	...	66,831	10,187	23,718	11,655
62	1949...	(NA)	29,656	3,069	34,936	780	43,258	24,500	30,942	6,249
63	Cotton harvested.....multiple units reporting 1954...	...	62	5	51	...	28	14	67	69
64	1949...	(NA)	89	10	132	3	43	70	76	29
65	subunits reporting 1954...	...	100	10	111	...	247	46	106	163
66	1949...	(NA)	177	18	288	6	366	199	125	62
67	acres 1954...	...	1,563	395	6,373	...	11,917	2,967	2,231	15,356
68	1949...	(NA)	3,605	756	13,493	352	16,414	15,622	3,026	7,187
69	bales 1954...	...	507	109	2,214	...	5,361	968	551	13,351
70	1949...	(NA)	1,882	353	4,255	299	9,273	4,534	1,341	5,981
71	Rice harvested.....multiple units reporting 1954...
72	1949...	(NA)
73	subunits reporting 1954...
74	1949...	(NA)
75	acres 1954...
76	1949...	(NA)
77	162-lb. bbl. 1954...
78	1949...	(NA)
79	Peanuts harvested for picking or threshing.....multiple units reporting 1954...	...	6	1	...	3	...
80	1949...	(NA)	6	3	...	6	...
81	subunits reporting 1954...	...	6	2	...	3	...
82	1949...	(NA)	7	6	...	7	...
83	acres 1954...	...	13	41	...	21	...
84	1949...	(NA)	18	59	...	14	...
85	pounds 1954...	...	1,730	...	300	...	4,000	...	6,980	...
86	1949...	(NA)	4,320	...	66,052	...	31,900	...	7,001	...
87	Horses and/or mules....multiple units reporting 1954...	...	62	4	45	...	30	5	61	20
88	1950...	(NA)	93	11	106	1	41	32	78	7
89	number 1954...	...	252	22	189	...	195	10	280	51
90	1950...	(NA)	524	71	557	3	524	98	355	18
91	Farms not in multiple units.....number 1954...	...	571	1,868	632	2,193	270	1,349	374	716
92	1950...	(NA)	2,080	787	2,540	273	1,384	359	3,676	863
93	Land in farms not in multiple units.....acres 1954...	86,294	293,614	106,836	410,417	436,660	364,381	71,541	380,986	371,395
94	1950...	(NA)	261,365	119,325	391,713	487,278	336,834	54,086	400,979	382,493

NA Not available.

CENSUSES OF 1954 AND 1950-Continued

Shelby	Smith	Titus	Travis	Upshur	Van Zandt	Victoria	Waller	Washington	Wharton	Willacy	Williamson	Wilson	Wood	
2,799	3,498	1,462	2,092	1,893	2,934	1,232	1,005	2,848	2,466	865	3,338	1,617	1,834	1
3,148	4,034	1,762	2,262	2,523	3,605	1,294	1,130	2,929	2,724	946	3,747	1,767	2,346	2
302,709	373,549	193,770	479,112	237,998	451,673	550,559	255,045	339,511	658,961	369,328	687,522	426,907	295,420	3
298,336	431,504	196,093	498,361	270,649	461,975	505,208	269,765	349,422	676,351	378,206	688,486	428,034	275,939	4
24,782	48,614	19,692	101,786	17,613	93,518	77,289	52,666	74,391	201,988	169,937	310,178	112,524	30,831	5
45,663	69,467	29,599	126,861	38,048	102,605	75,861	53,523	83,743	209,172	177,404	332,080	124,349	36,996	6
1,020	1,344	484	690	710	1,503	750	533	1,909	1,459	126	2,378	746	815	7
1,838	2,341	894	1,094	1,471	1,839	801	662	2,247	1,741	123	2,856	1,122	1,192	8
7,207	11,409	4,774	13,643	4,936	20,557	23,478	17,162	24,963	22,926	2,125	62,467	19,575	7,828	9
12,995	18,914	6,484	19,019	10,617	20,675	21,949	14,475	28,189	22,399	1,323	62,774	30,564	9,725	10
68,036	148,487	74,657	203,683	58,079	357,092	568,809	405,950	610,693	562,824	54,342	1,136,816	258,349	91,979	11
235,566	353,674	156,434	424,888	206,566	368,772	408,209	285,620	599,375	406,198	35,988	1,431,925	497,867	200,365	12
841	877	302	810	355	1,053	625	307	1,755	1,781	795	2,465	320	410	13
1,640	1,615	897	971	968	1,716	644	373	2,001	2,005	878	2,866	317	920	14
8,380	7,910	3,003	41,046	2,819	26,035	26,548	5,516	23,645	74,522	94,692	120,241	6,977	3,515	15
20,073	19,362	12,859	65,446	11,827	50,902	33,096	6,998	32,471	98,291	146,114	194,546	9,118	11,452	16
3,045	1,805	940	10,914	626	5,878	15,997	3,432	11,183	54,341	77,845	34,010	1,862	1,767	17
11,532	7,844	3,663	26,320	2,622	18,601	21,801	4,489	16,798	64,961	110,043	79,268	3,648	2,887	18
...	12	28	1	193	19
...	5	27	...	153	20
...	3,739	11,900	700	57,922	21
...	1,470	11,900	...	57,689	22
...	68,057	214,418	15,000	990,892	23
...	22,585	178,699	...	749,686	24
72	86	135	5	54	53	3	176	10	1	...	18	482	51	25
106	145	286	9	172	126	7	177	12	3	...	28	699	238	26
82	179	711	76	74	275	27	6,320	18	1	...	83	13,513	181	27
121	278	1,709	202	422	544	160	8,448	44	254	21,495	925	28
16,105	35,774	287,590	68,891	11,798	215,755	7,200	4,747,971	6,285	300	...	39,302	4,227,514	64,567	29
30,729	106,102	1,138,024	86,817	266,908	364,228	85,850	6,867,693	19,692	330	...	178,498	12,787,459	605,078	30
1,684	1,818	901	553	992	1,347	500	606	1,654	768	117	605	586	1,030	31
2,295	2,761	1,240	1,019	1,747	2,322	716	848	2,242	1,263	187	1,142	949	1,658	32
3,052	3,169	1,891	1,411	1,675	2,547	1,719	1,685	3,989	2,225	640	1,103	1,265	1,937	33
4,871	5,819	3,303	2,938	3,589	5,704	2,589	3,158	7,087	4,163	936	2,489	2,461	3,577	34
74	37	19	94	7	46	25	20	129	71	6	116	23	12	35
(NA)	68	37	111	26	64	23	28	116	95	6	147	30	10	36
178	82	50	248	14	96	56	64	332	192	13	255	46	26	37
(NA)	163	87	272	58	141	57	72	306	285	13	327	65	21	38
72	36	17	94	7	44	25	19	127	65	6	115	22	12	39
(NA)	66	36	110	25	63	22	28	110	87	6	146	29	10	40
106	46	33	154	7	52	31	45	205	127	7	140	24	14	41
(NA)	97	51	162	33	78	35	44	196	198	7	181	36	11	42
28,976	8,575	12,271	34,270	4,289	10,486	17,393	19,006	41,689	56,268	2,714	37,950	11,406	2,573	43
(NA)	19,698	15,752	43,087	7,463	24,834	41,007	20,466	42,084	82,587	1,240	42,396	20,339	5,897	44
2,631	2,636	2,882	20,890	75	6,105	14,987	11,269	6,340	29,013	5,290	31,352	1,060	606	45
(NA)	9,021	1,993	17,614	1,389	10,841	4,855	13,186	12,596	44,005	1,238	21,298	2,529	727	46
29,835	10,994	14,718	49,794	4,189	15,681	29,654	28,344	42,529	68,052	8,004	62,454	11,932	3,144	47
(NA)	27,285	16,036	54,148	8,680	33,780	45,437	31,781	46,216	111,186	2,226	55,770	18,507	5,328	48
26,271	9,865	12,328	41,399	6,849	13,354	27,032	26,745	37,709	60,085	6,714	52,688	10,274	2,739	49
(NA)	23,578	14,375	43,854	7,047	29,743	42,846	29,739	40,824	101,183	2,009	44,286	13,585	3,125	50
3,564	1,129	2,390	8,395	340	2,327	2,642	1,599	4,820	7,967	1,290	9,766	1,658	405	51
(NA)	3,707	1,661	10,294	1,633	4,037	2,591	2,042	5,392	10,003	217	11,484	4,922	2,203	52
3,306	2,429	2,154	21,688	375	3,759	2,823	4,071	9,851	18,053	5,830	25,879	3,084	436	53
(NA)	5,453	2,360	23,356	1,533	10,002	4,360	5,667	9,844	21,144	1,981	30,179	4,725	545	54
56	33	15	75	7	35	22	15	124	59	1	104	15	10	55
(NA)	60	30	97	25	49	19	19	109	68	2	134	19	6	56
87	44	30	144	11	51	31	31	245	115	2	166	19	17	57
(NA)	105	47	189	42	65	25	33	224	155	3	208	28	8	58
747	592	514	2,696	187	814	783	801	3,137	2,630	12	4,132	450	192	59
(NA)	1,356	346	3,438	422	1,227	1,523	440	2,704	1,883	32	4,927	639	85	60
6,990	6,919	11,025	39,305	1,615	12,625	20,103	17,445	88,025	72,902	500	82,322	5,148	2,818	61
(NA)	24,620	8,829	81,178	9,137	20,223	45,933	10,130	56,448	40,861	1,600	112,490	8,524	1,945	62
64	23	14	88	4	31	21	16	124	68	6	111	11	10	63
(NA)	57	35	103	19	60	19	20	110	90	6	140	7	8	64
100	33	23	203	6	40	30	43	245	166	12	202	12	12	65
(NA)	107	61	215	32	97	28	45	235	235	11	257	12	9	66
1,664	447	401	10,503	93	974	1,056	841	3,525	8,172	3,370	10,737	319	116	67
(NA)	2,017	1,246	14,449	580	6,390	1,436	1,007	4,826	10,633	1,379	18,228	676	137	68
679	106	139	2,833	14	217	668	569	2,028	6,130	2,758	3,237	84	27	69
(NA)	967	423	6,064	147	2,168	1,047	713	2,736	7,663	1,315	7,478	335	27	70
...	1	...	7	71
(NA)	6	...	6	72
...	1	...	7	73
(NA)	5	...	9	74
...	120	...	1,392	75
(NA)	1,780	...	2,883	76
...	1,450	...	19,242	77
(NA)	28,615	...	40,613	78
5	2	7	1	4	8	1	79
(NA)	7	7	...	3	1	...	3	...	2	19	...	80
5	2	8	2	7	9	...	81
(NA)	7	13	...	4	1	...	3	...	2	25	...	82
6	2	68	42	334	235	...	83
(NA)	23	115	...	7	9	...	101	...	4	971	...	84
1,400	540	18,010	20,235	165,500	80,360	200	85
(NA)	13,370	67,050	...	4,330	9,000	...	19,300	600	670,934	...	86
69	31	15	42	7	35	14	16	106	40	4	36	10	8	87
(NA)	62	35	51	22	51	17	22	100	51	4	63	19	7	88
236	84	93	87	37	116	66	99	349	198	10	79	27	24	89
(NA)	312	178	179	86	223	253	176	586	330	6	161	80	25	90
2,621	3,416	1,412	1,844	1,879	2,838	1,176	941	2,536	2,274	852	3,083	1,571	1,808	91
(NA)	3,871	1,675	1,990	2,465	3,464	1,237	1,058	2,623	2,439	933	3,420	1,702	2,325	92
272,874	362,555	179,052	429,318	233,809	435,992	520,905	226,701	296,982	590,909	361,324	625,068	414,975	292,276	93
(NA)	404,219	180,057	444,213	261,969										

MULTIPLE-UNIT OPERATIONS

Economic Area Table 1.—MULTIPLE-UNIT OPERATIONS.

Item (For definitions and explanations, see text)	Total, selected areas ¹									
	Total	Size of unit								
		Under 30 acres	30 to 49 acres	50 to 69 acres	70 to 99 acres	100 to 139 acres	140 to 179 acres	180 to 219 acres	220 to 259 acres	
1 Multiple-unit operations.....number 1954...	5,090	50	76	133	208	374	408	417	329	
2 1950...	6,122	32	82	144	275	499	523	553	436	
3 Subunits in multiple-unit										
4 operations.....total number 1954...	12,856	104	158	274	435	788	861	891	722	
5 1950...	16,026	64	164	300	569	1,038	1,115	1,219	954	
6 Home farms.....number 1954...	4,928	40	68	119	193	349	395	412	315	
7 1950...	5,888	29	67	118	251	469	503	527	415	
8 Cropper farms.....number 1954...	7,928	64	90	155	242	439	466	479	407	
9 1950...	10,138	35	97	182	318	569	612	692	539	
10 Land in multiple-unit operations....total acres 1954...	3,263,502	805	3,002	7,763	17,524	43,736	64,839	82,954	78,500	
11 1950...	3,637,500	611	3,346	8,415	23,060	58,576	83,308	109,801	103,944	
12 Home farms.....acres 1954...	2,844,592	407	1,548	4,411	10,288	28,025	44,913	62,446	57,364	
13 1950...	3,100,442	277	1,507	3,829	13,543	37,187	55,911	77,640	76,059	
14 Cropper farms.....acres 1954...	418,910	398	1,454	3,352	7,236	15,711	19,926	20,508	21,136	
15 1950...	537,058	334	1,839	4,586	9,517	21,389	27,397	32,161	27,885	
16 Cropland harvested.....total acres 1954...	1,072,742	397	1,719	4,070	8,874	23,064	35,103	42,960	42,356	
17 1949...	1,202,014	327	1,953	4,970	13,761	33,754	49,549	64,320	59,811	
18 Corn harvested for										
19 grain.....multiple units reporting 1954...	4,007	18	46	90	159	307	345	335	272	
20 1949...	4,827	11	50	99	207	385	418	461	361	
21 subunits reporting 1954...	7,099	21	57	126	230	441	525	519	442	
22 1949...	8,576	14	63	145	301	553	642	732	584	
23 acres 1954...	164,240	111	462	1,005	2,358	6,247	9,143	10,255	8,753	
24 1949...	170,070	67	406	1,170	2,993	6,641	9,132	11,707	10,209	
25 bushels 1954...	2,964,899	1,522	6,853	14,695	42,161	109,191	157,903	173,269	164,262	
26 1949...	3,635,385	1,619	6,586	20,824	61,084	139,995	185,864	245,129	221,147	
27 Cotton harvested.....multiple units reporting 1954...	4,512	19	55	105	162	327	366	372	303	
28 1949...	5,338	20	57	113	222	420	468	502	392	
29 subunits reporting 1954...	9,326	26	72	144	226	484	580	618	515	
30 1949...	11,798	25	82	166	353	683	814	923	725	
31 acres 1954...	446,936	171	796	1,805	3,871	10,560	15,851	18,916	18,317	
32 1949...	650,871	166	1,115	2,930	8,264	20,033	30,238	39,600	35,849	
33 bales 1954...	174,483	83	285	681	1,390	3,997	5,499	6,628	6,436	
34 1949...	301,052	99	661	1,427	3,765	9,010	13,725	17,014	15,430	
35 Rice harvested.....multiple units reporting 1954...	39	
36 1949...	17	
37 subunits reporting 1954...	63	
38 1949...	22	
39 acres 1954...	15,989	
40 1949...	7,999	
41 162-lb. bbl. 1954...	268,355	
42 1949...	109,902	
43 Peanuts harvested for picking										
44 or threshing.....multiple units reporting 1954...	196	1	1	3	9	5	14	8	19	
45 1949...	284	...	5	7	7	21	18	24	23	
46 subunits reporting 1954...	253	1	1	3	9	5	14	10	25	
47 1949...	380	...	5	9	9	27	25	30	31	
48 acres 1954...	5,822	2	4	4	45	35	80	114	512	
49 1949...	8,507	...	16	47	71	218	364	436	405	
50 pounds 1954...	2,215,155	400	300	950	10,440	11,240	24,155	45,493	169,965	
51 1949...	5,747,768	...	6,690	18,900	39,382	154,896	222,485	227,260	220,033	
52 Horses and/or mules....multiple units reporting 1954...	2,617	12	27	59	81	162	166	171	116	
53 1950...	3,782	14	51	76	155	273	280	297	240	
54 number 1954...	9,680	27	53	135	177	355	387	438	285	
55 1950...	19,004	27	145	200	493	870	859	1,056	796	
56 Landlord-tenant operations containing multiple units:										
57 All subunits including home farm.....number 1954...	15,565	116	179	309	484	883	963	987	840	
58 1950...	20,473	70	234	363	673	1,204	1,322	1,429	1,144	
59 Land in all subunits including										
60 home farm.....acres 1954...	3,560,828	3,349	4,467	10,175	20,140	53,665	71,534	92,114	87,230	
61 1950...	4,095,373	745	9,830	11,622	36,706	75,872	100,927	127,986	118,923	
62 Owned by operator of multiple										
63 unit.....acres 1954...	2,466,118	3,274	4,225	9,247	18,314	45,929	57,878	69,108	62,677	
64 1950...	2,853,170	717	9,481	10,437	32,701	65,261	78,177	96,460	81,269	
65 Rented by operator of multiple										
66 unit.....acres 1954...	1,094,710	75	242	928	1,826	7,736	13,656	23,006	24,553	
67 1950...	1,242,203	28	349	1,185	4,005	10,611	22,750	31,526	37,654	
68 Subunits not included in										
69 multiple units.....operators reporting 1954...	1,243	8	15	27	40	66	74	71	62	
70 1950...	1,944	6	20	36	71	110	133	121	121	
71 number 1954...	2,709	12	21	35	49	95	102	96	118	
72 1950...	4,447	6	70	63	104	166	207	210	190	
73 Share tenants.....number 1954...	1,883	6	11	15	32	66	66	75	57	
74 1950...	2,537	4	36	25	54	75	125	120	108	
75 Other tenants, not croppers nor share										
76 tenants.....number 1954...	826	6	10	20	17	29	36	21	61	
77 1950...	1,910	2	34	38	50	91	82	90	82	
78 Land in subunits not included in multiple										
79 units.....acres 1954...	297,326	2,544	1,465	2,412	2,616	9,929	6,695	9,160	8,730	
80 1950...	457,873	134	6,484	3,207	13,646	17,296	17,619	18,185	14,979	

¹Data for 1950 do not include reports for Harris, Jefferson, Liberty, Orange, and Shelby Counties which were included in the 1954 multiple-unit area. See text.

BY SIZE OF UNIT: CENSUSES OF 1954 AND 1950

Total, selected areas ¹ —Continued				Areas B, C, D, and E											
Size of unit—Continued			Total	Size of unit											
260 to 499 acres	500 to 999 acres	1,000 acres and over		Under 30 acres	30 to 49 acres	50 to 69 acres	70 to 99 acres	100 to 139 acres	140 to 179 acres	180 to 219 acres	220 to 259 acres	260 to 499 acres	500 to 999 acres	1,000 acres and over	
1,345	1,007	743	2,253	14	23	37	73	150	193	190	173	691	486	223	1
1,630	1,070	878	2,778	5	20	51	107	206	272	299	245	861	459	253	2
3,064	2,638	2,921	5,610	28	46	77	149	309	406	404	374	1,577	1,323	917	3
3,892	2,992	3,719	7,131	10	40	104	222	421	583	641	520	2,076	1,366	1,148	4
1,317	989	731	2,170	12	21	32	64	141	182	188	164	671	477	218	5
1,586	1,060	863	2,665	4	14	44	96	195	258	287	232	835	452	248	6
1,747	1,649	2,190	3,440	16	25	45	85	168	224	216	210	906	846	699	7
2,306	1,932	2,856	4,466	6	26	60	126	226	325	354	288	1,241	914	900	8
490,159	690,369	1,783,851	1,149,940	182	974	2,206	6,208	17,501	30,932	37,943	41,594	250,518	327,885	433,997	9
606,505	735,508	1,904,426	1,220,459	98	797	2,946	8,998	24,445	43,201	59,371	58,432	306,947	310,752	404,472	10
400,011	591,575	1,643,604	958,644	86	356	1,016	2,920	10,102	20,386	28,838	29,922	199,967	279,773	385,278	11
484,013	623,082	1,727,394	971,258	22	317	1,223	4,697	14,954	27,895	42,172	42,655	238,410	255,544	343,369	12
90,148	98,794	140,247	191,296	96	618	1,190	3,288	7,399	10,546	9,105	11,672	50,551	48,112	48,719	13
122,492	112,426	177,032	249,201	76	480	1,723	4,301	9,491	15,306	17,199	15,777	68,537	55,208	61,103	14
246,188	301,490	366,521	564,387	94	647	1,403	3,948	11,573	20,558	24,949	27,013	155,770	178,652	139,780	15
298,184	292,480	382,905	635,334	75	508	1,841	6,417	17,011	29,933	41,283	39,531	189,539	160,347	148,849	16
1,105	779	551	1,739	3	11	22	50	114	156	159	140	560	372	152	17
1,296	823	716	2,180	2	10	30	75	154	212	249	201	691	353	203	18
1,820	1,403	1,515	2,982	4	12	30	64	146	236	255	225	918	666	426	19
2,136	1,567	1,839	3,682	2	12	35	100	201	316	368	317	1,109	678	544	20
42,468	40,564	42,874	81,481	17	116	280	808	2,442	4,527	5,556	5,054	25,107	23,456	14,118	21
44,584	36,662	46,499	83,443	8	101	326	998	2,596	4,870	6,515	5,923	25,984	18,671	17,451	22
759,280	741,432	794,331	1,436,944	180	1,860	3,191	12,875	40,462	81,346	96,574	92,644	436,254	420,834	250,724	23
961,543	786,995	1,004,999	1,860,551	300	2,131	6,252	20,942	58,606	106,167	146,963	131,011	590,504	432,570	365,105	24
1,237	920	646	2,139	5	18	29	64	140	184	185	167	667	468	212	25
1,453	940	751	2,605	4	13	41	92	185	290	290	226	821	437	239	26
2,339	2,065	2,257	4,611	6	22	41	88	210	318	334	300	1,358	1,159	775	27
2,956	2,230	2,836	5,844	5	21	57	148	305	470	546	435	1,749	1,149	959	28
109,375	122,271	145,003	262,698	46	324	739	2,004	6,019	10,249	12,018	12,557	75,889	81,089	61,764	29
176,046	155,852	180,778	395,687	50	332	1,292	4,515	11,770	19,923	28,098	25,656	122,423	96,873	84,755	30
38,655	44,053	66,776	76,097	10	74	185	538	1,664	2,968	3,461	3,656	21,748	22,776	19,017	31
77,978	71,799	90,144	161,106	20	140	509	1,873	4,696	8,582	11,230	10,173	49,648	39,351	34,884	32
6	8	25	33
1	3	13	34
7	11	45	35
1	3	18	36
892	2,571	12,526	37
230	946	6,823	38
14,185	39,252	214,918	39
3,865	16,768	89,269	40
52	43	41	22	1	...	3	1	2	6	5	4	41
55	57	57	39	4	3	1	4	9	7	8	42
66	54	65	28	1	...	3	1	3	9	7	4	43
88	69	87	51	3	...	4	4	1	6	14	7	12	44
1,304	1,254	2,470	554	10	...	29	22	76	264	77	76	45
1,862	2,364	2,724	1,185	20	...	56	75	40	144	383	154	313	46
438,316	436,985	1,076,911	145,526	3,000	...	6,400	13,200	33,535	48,146	23,445	17,800	47
1,389,614	1,796,465	1,672,043	828,922	7,530	...	39,960	27,600	17,820	93,800	321,882	158,100	162,230	48
618	592	613	746	2	3	10	14	31	40	43	29	197	228	149	49
966	744	686	1,266	2	7	16	37	73	103	111	101	386	266	164	50
1,562	1,974	4,287	2,188	4	9	25	28	54	81	84	55	377	660	811	51
3,560	3,479	7,519	4,892	3	30	39	103	216	284	291	265	1,202	1,000	1,459	52
3,511	3,122	4,171	6,623	35	54	82	162	348	434	436	440	1,795	1,495	1,342	53
4,692	3,779	5,563	8,728	12	45	119	260	484	704	731	635	2,437	1,669	1,632	54
538,538	749,516	1,930,100	1,269,859	1,516	2,034	2,570	7,261	21,386	34,214	43,349	47,068	278,926	352,635	478,900	55
684,374	818,400	2,109,988	1,393,402	208	1,425	4,265	13,144	29,821	55,372	70,410	68,861	348,189	341,472	460,235	56
358,271	465,113	1,372,082	790,907	1,516	2,034	2,366	6,731	17,400	25,400	29,653	31,237	163,017	192,440	319,113	57
450,953	548,250	1,479,464	902,490	208	1,370	3,754	11,393	23,675	41,655	47,661	41,917	207,844	204,602	318,411	58
180,267	284,403	558,018	478,952	204	530	3,986	8,814	13,696	15,831	115,909	160,195	159,787	59
233,421	270,150	630,524	490,912	...	55	511	1,751	6,146	13,717	22,749	26,944	140,345	136,870	141,824	60
285	265	330	453	4	5	5	13	26	23	23	31	129	103	91	61
461	399	466	790	2	3	10	24	47	76	52	67	220	157	132	62
447	484	1,250	1,013	7	8	5	13	39	28	32	66	218	172	425	63
800	787	1,844	1,597	2	5	15	38	63	121	90	115	361	303	484	64
329	344	882	725	5	6	3	10	29	24	29	34	176	128	281	65
449	464	1,077	1,063	2	5	7	23	30	81	61	76	232	207	339	66
118	140	368	288	2	2	2	3	10	4	3	32	42	44	144	67
351	323	767	534	8	15	33	40	29	39	129	96	145	68
48,379	59,147	146,249	119,919	1,334	1,060	364	1,053	3,885	3,282	5,406	5,474	28,408	24,750	44,903	69
77,869	82,892	205,562	172,943	110	628	1,319	4,146	5,376	12,171	11,039	10,429	41,242	30,720	55,763	70

MULTIPLE-UNIT OPERATIONS

Economic Area Table 1.—MULTIPLE-UNIT OPERATIONS,

Item (For definitions and explanations, see text)	Area 9									
	Total	Size of unit								
		Under 30 acres	30 to 49 acres	50 to 69 acres	70 to 99 acres	100 to 139 acres	140 to 179 acres	180 to 219 acres	220 to 259 acres	
1 Multiple-unit operations.....number 1954...	372	4	3	8	6	18	16	27	20	
2 1950...	431	4	5	8	11	31	16	24	23	
3 Subunits in multiple-unit										
4 operations.....total number 1954...	1,259	8	6	16	12	41	34	59	41	
5 1950...	1,593	8	10	17	22	71	34	55	54	
6 Home farms.....number 1954...	363	2	3	6	5	16	16	27	20	
7 1950...	413	4	4	5	10	26	14	22	23	
8 Cropper farms.....number 1954...	896	6	3	10	7	25	18	32	21	
9 1950...	1,180	4	6	12	12	45	20	33	31	
10 Land in multiple-unit operations....total acres 1954...	433,870	55	104	468	480	2,072	2,577	5,346	4,772	
11 1950...	425,226	105	212	458	935	3,651	2,489	4,812	5,503	
12 Home farms.....acres 1954...	402,223	23	64	189	279	1,397	1,902	4,184	4,145	
13 1950...	378,894	62	83	122	589	2,280	1,411	3,405	4,270	
14 Cropper farms.....acres 1954...	31,647	32	40	279	201	675	675	1,162	627	
15 1950...	46,332	43	129	336	346	1,371	1,078	1,407	1,233	
16 Cropland harvested.....total acres 1954...	89,860	15	60	305	282	1,018	1,194	2,124	1,837	
17 1949...	91,652	64	127	375	475	1,767	951	2,148	2,042	
18 Corn harvested for										
19 grain.....multiple units reporting 1954...	317	...	3	5	5	15	16	22	18	
20 1949...	332	2	4	6	7	22	13	18	18	
21 subunits reporting 1954...	705	...	3	6	5	19	23	29	25	
22 1949...	695	3	5	8	11	32	19	27	36	
23 acres 1954...	14,828	...	19	66	84	197	341	528	459	
24 1949...	11,710	18	22	85	108	375	260	395	572	
25 bushels 1954...	308,606	...	150	1,140	2,240	3,070	6,177	7,415	9,110	
26 1949...	239,907	380	370	1,065	1,720	7,255	3,925	5,880	10,520	
27 Cotton harvested.....multiple units reporting 1954...	326	1	2	7	5	15	15	24	17	
28 1949...	355	3	5	8	9	25	11	23	18	
29 subunits reporting 1954...	939	1	2	11	8	20	20	37	23	
30 1949...	1,222	4	6	13	14	47	16	45	32	
31 acres 1954...	44,826	5	35	196	169	502	527	968	796	
32 1949...	54,539	30	96	266	309	1,008	464	1,402	950	
33 bales 1954...	26,379	2	18	95	100	282	177	423	367	
34 1949...	35,006	14	61	160	165	630	224	669	377	
35 Rice harvested.....multiple units reporting 1954...	
36 1949...	
37 subunits reporting 1954...	
38 1949...	
39 acres 1954...	
40 1949...	
41 162-lb. bbl. 1954...	
42 1949...	
43 Peanuts harvested for picking										
44 or threshing.....multiple units reporting 1954...	29	1	1	7	
45 1949...	36	3	5	
46 subunits reporting 1954...	37	1	1	9	
47 1949...	48	3	7	
48 acres 1954...	618	1	7	71	
49 1949...	809	8	89	
50 pounds 1954...	367,806	600	3,300	41,517	
51 1949...	532,699	23,000	...	5,120	38,604	
52 Horses and/or mules....multiple units reporting 1954...	303	...	2	6	4	10	10	19	15	
53 1950...	349	2	3	6	9	21	13	20	18	
54 number 1954...	1,623	...	4	12	11	19	38	52	49	
55 1950...	2,743	3	6	19	36	83	48	86	78	
56 Landlord-tenant operations containing multiple units:										
57 All subunits including home farm.....number 1954...	1,583	9	6	18	12	44	41	65	50	
58 1950...	2,052	9	15	18	25	108	36	61	60	
59 Land in all subunits including										
60 home farm.....acres 1954...	460,687	80	104	1,119	480	2,252	2,790	5,711	5,591	
61 1950...	472,060	110	584	640	1,006	9,165	2,652	5,514	6,255	
62 Owned by operator of multiple										
63 unit.....acres 1954...	343,470	63	86	1,079	411	1,806	2,231	4,081	4,310	
64 1950...	354,859	88	584	606	676	8,858	2,240	4,496	5,566	
65 Rented by operator of multiple										
66 unit.....acres 1954...	117,217	17	18	40	69	446	599	1,630	1,281	
67 1950...	117,201	22	...	34	330	307	412	1,018	689	
68 Subunits not included in										
69 multiple units.....operators reporting 1954...	119	1	...	2	...	3	3	4	6	
70 1950...	183	1	3	1	2	15	1	4	4	
71 number 1954...	324	1	...	2	...	3	7	6	9	
72 1950...	459	1	5	1	3	37	2	6	6	
73 Share tenants.....number 1954...	253	2	...	1	7	4	4	
74 1950...	248	1	...	1	2	14	2	1	4	
75 Other tenants, not croppers nor share										
76 tenants.....number 1954...	71	1	2	...	2	5	
77 1950...	211	...	5	...	1	23	...	5	2	
78 Land in subunits not included in multiple										
79 units.....acres 1954...	26,817	25	...	651	...	180	213	365	819	
80 1950...	46,834	5	372	182	71	5,514	163	702	752	

BY SIZE OF UNIT: CENSUSES OF 1954 AND 1950—Continued

Area 9—Continued			Area 10												
Size of unit—Continued			Total	Size of unit											
260 to 499 acres	500 to 999 acres	1,000 acres and over		Under 30 acres	30 to 49 acres	50 to 69 acres	70 to 99 acres	100 to 139 acres	140 to 179 acres	180 to 219 acres	220 to 259 acres	260 to 499 acres	500 to 999 acres	1,000 acres and over	
69	78	123	633	8	17	22	40	77	59	54	41	159	89	67	
89	93	127	618	4	9	21	34	66	57	55	38	167	93	74	
153	204	685	1,518	17	35	44	85	164	129	119	91	374	233	227	
221	252	849	1,563	8	18	46	72	137	119	125	86	394	257	301	
68	78	122	620	7	15	22	39	75	58	53	38	159	88	66	
89	93	123	595	4	7	15	31	65	56	51	38	162	93	73	
85	126	563	898	10	20	22	46	89	71	66	53	215	145	161	
132	159	726	968	4	11	31	41	72	63	74	48	232	164	228	
25,855	56,472	335,669	313,356	169	688	1,314	3,336	9,012	9,138	10,689	9,604	58,184	58,146	153,076	
33,301	67,130	306,630	322,613	63	376	1,234	2,935	7,769	9,007	10,902	8,986	59,478	61,417	160,446	
22,870	51,354	315,816	264,061	84	386	823	2,098	5,971	6,101	7,592	6,309	46,938	48,385	139,374	
28,318	60,722	277,632	264,042	44	142	460	1,919	5,048	6,179	7,322	6,046	46,016	52,440	138,426	
2,985	5,118	19,853	49,295	85	302	491	1,238	3,041	3,037	3,097	3,295	11,246	9,761	13,702	
4,983	6,408	28,998	58,571	19	234	774	1,016	2,721	2,828	3,580	2,940	13,462	8,977	22,020	
7,502	13,009	62,514	85,515	78	386	679	1,682	4,424	4,862	4,720	4,495	23,278	17,782	23,129	
11,049	15,872	56,782	95,225	7	182	777	1,803	4,122	4,841	5,219	4,485	25,495	20,313	27,981	
57	68	108	554	5	9	15	36	67	53	46	39	148	79	57	
67	70	105	539	1	5	15	27	58	54	53	37	146	81	62	
94	134	367	1,009	6	10	26	57	107	88	75	67	266	156	151	
116	125	313	1,036	1	7	27	46	87	97	93	60	266	169	183	
1,548	2,703	8,883	22,845	27	116	210	610	1,853	1,776	1,538	1,392	6,138	4,113	5,072	
1,910	2,206	5,759	22,542	3	49	198	563	1,344	1,477	1,515	1,353	6,220	4,373	5,447	
27,492	57,437	194,375	449,650	447	1,820	3,720	13,462	35,611	28,651	30,971	28,099	133,335	81,445	92,089	
42,410	43,881	122,501	489,284	4	595	3,452	13,768	28,383	31,750	30,220	32,825	134,019	98,740	115,528	
58	69	113	540	3	11	17	34	66	53	46	36	143	77	54	
72	73	108	510	1	4	15	28	56	53	45	35	140	77	56	
92	142	583	961	4	14	23	52	96	80	69	59	250	154	160	
152	170	723	1,037	1	6	27	44	85	92	85	60	263	178	196	
3,660	4,992	32,976	29,157	21	142	206	609	1,477	1,764	1,667	1,654	7,925	6,228	7,464	
6,778	9,454	33,782	43,237	3	50	420	932	1,792	2,415	2,582	2,211	12,528	9,662	10,642	
1,799	2,050	21,066	10,104	14	41	74	263	598	633	572	612	2,783	2,185	2,329	
3,813	5,210	23,683	20,618	1	37	228	461	839	1,247	1,235	1,184	5,744	4,587	5,055	
...	
...	
...	
...	
...	
...	
...	
...	
...	
6	5	9	18	1	1	1	3	2	6	1	3	
6	11	9	21	...	2	1	1	1	4	7	3	2	
8	5	13	21	3	2	6	2	4	
7	14	14	27	...	2	1	2	2	5	8	5	5	
130	105	304	379	13	20	25	89	30	173	
75	283	309	468	...	6	1	25	35	43	187	91	80	
80,380	52,699	189,310	105,660	1,800	6,000	350	5,140	9,720	28,250	12,300	42,100	
51,020	212,285	202,670	244,183	...	3,100	300	12,600	20,980	17,530	63,681	57,992	68,000	
54	68	115	377	1	4	10	21	42	34	24	22	95	63	61	
64	82	111	464	2	6	12	24	44	43	37	29	129	75	63	
145	267	1,026	1,133	2	10	24	39	94	79	70	40	232	182	361	
266	447	1,671	2,294	4	23	40	82	156	138	154	108	542	365	682	
176	263	899	1,776	18	39	49	101	189	142	142	97	411	287	301	
265	339	1,116	1,970	10	23	67	88	163	146	157	104	472	313	427	
27,639	63,016	351,905	337,820	1,144	870	2,081	4,011	12,830	9,796	11,932	10,021	60,089	65,194	159,852	
38,105	75,183	332,846	364,711	76	815	1,935	3,465	10,084	10,499	12,866	10,180	65,033	66,373	183,385	
20,947	45,853	262,603	273,857	1,136	830	2,055	3,658	11,742	9,143	10,527	9,122	49,041	51,074	125,529	
28,319	52,840	250,586	273,086	76	798	1,913	3,249	9,384	8,974	11,870	9,372	49,445	50,993	127,012	
6,692	17,163	89,302	63,963	8	40	26	353	1,088	653	1,405	899	11,048	14,120	34,323	
9,786	22,343	82,260	91,625	...	17	22	216	700	1,525	996	808	15,588	15,380	56,373	
14	29	57	139	1	4	5	10	14	10	16	4	32	22	21	
31	41	80	186	2	3	8	11	16	15	16	11	45	22	37	
23	59	214	258	1	4	5	16	25	23	23	6	37	54	62	
44	87	267	407	2	5	21	16	26	27	32	18	78	56	74	
19	46	170	182	...	3	1	10	16	11	18	3	26	31	126	
19	53	151	163	1	2	7	5	12	13	10	7	33	21	63	
4	13	44	76	1	1	4	6	9	2	5	3	11	23	67	
25	34	116	244	1	3	14	11	14	14	22	11	45	35	74	
1,784	6,544	16,236	24,464	975	182	767	675	3,818	658	1,243	417	1,905	7,048	6,776	
4,804	8,053	26,216	42,098	13	439	701	530	2,315	1,492	1,964	1,194	5,555	4,956	22,939	

MULTIPLE-UNIT OPERATIONS

Economic Area Table 1.—MULTIPLE-UNIT OPERATIONS.

Item (For definitions and explanations, see text)	Area 11									
	Total	Size of unit								220 to 259 acres
		Under 30 acres	30 to 49 acres	50 to 69 acres	70 to 99 acres	100 to 139 acres	140 to 179 acres	180 to 219 acres		
1 Multiple-unit operations.....number 1954...	529	...	3	6	9	17	27	41	31	
2 1950...	613	1	8	10	18	36	40	42	29	
3 Subunits in multiple-unit operations.....total number 1954...	1,267	...	8	12	21	40	57	88	62	
4 1950...	1,430	2	16	21	36	73	85	91	64	
5 Home farms.....number 1954...	521	...	1	5	9	15	27	41	31	
6 1950...	587	...	5	6	16	34	39	39	25	
7 Cropper farms.....number 1954...	746	...	7	7	12	25	30	47	31	
8 1950...	843	2	11	15	20	39	46	52	39	
9 Land in multiple-unit operations...total acres 1954...	487,967	...	126	365	738	2,019	4,274	8,184	7,377	
10 1950...	558,022	26	320	570	1,532	4,160	6,521	8,383	6,962	
11 Home farms.....acres 1954...	430,751	...	33	184	463	1,182	2,635	5,298	5,289	
12 1950...	492,959	...	112	191	812	2,578	4,367	5,433	4,562	
13 Cropper farms.....acres 1954...	57,216	...	93	181	275	837	1,639	2,386	1,988	
14 1950...	65,063	26	208	379	720	1,582	2,154	2,950	2,400	
15 Cropland harvested.....total acres 1954...	162,584	...	92	252	452	1,157	2,469	4,943	3,797	
16 1949...	159,042	26	232	337	999	2,276	3,752	5,142	3,884	
17 Corn harvested for grain.....multiple units reporting 1954...	360	...	1	3	6	13	22	30	20	
18 1949...	477	...	3	7	15	27	31	35	25	
19 subunits reporting 1954...	609	...	1	3	8	19	32	46	28	
20 1949...	764	...	4	12	21	38	43	57	37	
21 acres 1954...	16,437	...	3	36	152	354	816	969	687	
22 1949...	19,185	...	36	140	344	621	776	1,115	794	
23 bushels 1954...	238,726	...	10	562	2,675	5,389	12,945	12,605	10,547	
24 1949...	337,243	...	535	1,985	5,557	11,098	10,758	20,462	14,130	
25 Cotton harvested.....multiple units reporting 1954...	453	...	2	3	6	11	19	35	26	
26 1949...	423	1	5	6	10	19	25	29	24	
27 subunits reporting 1954...	824	...	6	3	7	19	27	52	34	
28 1949...	736	2	8	10	15	27	33	44	37	
29 acres 1954...	47,367	...	85	48	118	331	609	1,622	936	
30 1949...	45,065	26	140	148	283	566	1,263	1,735	1,398	
31 bales 1954...	27,029	...	55	14	41	218	249	709	434	
32 1949...	26,104	26	71	90	144	362	697	984	940	
33 Rice harvested.....multiple units reporting 1954...	
34 1949...	
35 subunits reporting 1954...	
36 1949...	
37 acres 1954...	
38 1949...	
39 162-lb. bbl. 1954...	
40 1949...	
41 Peanuts harvested for picking or threshing.....multiple units reporting 1954...	39	1	...	1	...	4	
42 1949...	78	1	...	7	...	5	
43 subunits reporting 1954...	55	1	...	1	...	7	
44 1949...	108	2	...	11	...	7	
45 acres 1954...	2,478	12	...	23	...	238	
46 1949...	3,718	20	...	191	...	89	
47 pounds 1954...	966,255	3,000	...	10,000	...	60,163	
48 1949...	2,469,595	7,950	16,582	21,600	134,835	136,090	52,799	
49 Horses and/or mules....multiple units reporting 1954...	236	2	3	7	11	7	
50 1950...	383	...	4	5	10	14	18	20	14	
51 number 1954...	836	8	5	11	27	21	
52 1950...	1,774	...	11	14	23	38	55	75	31	
53 Landlord-tenant operations containing multiple units: All subunits including home farm.....number 1954...	1,484	...	8	13	22	44	64	95	67	
54 1950...	1,786	2	17	27	45	78	97	95	72	
55 Land in all subunits including home farm.....acres 1954...	540,484	...	126	415	787	2,472	5,070	9,082	7,904	
56 1950...	613,063	26	380	887	3,268	4,694	7,863	9,064	7,924	
57 Owned by operator of multiple unit.....acres 1954...	375,141	...	126	415	411	2,219	4,524	6,495	5,323	
58 1950...	394,852	26	341	887	3,081	4,472	7,077	7,729	6,522	
59 Rented by operator of multiple unit.....acres 1954...	165,343	376	253	546	2,587	2,581	
60 1950...	218,211	...	39	...	187	222	786	1,335	1,402	
61 Subunits not included in multiple units.....operators reporting 1954...	124	1	1	4	5	6	4	
62 1950...	180	...	1	3	8	4	9	3	6	
63 number 1954...	217	1	1	4	7	7	5	
64 1950...	356	...	1	6	9	5	12	4	8	
65 Share tenants.....number 1954...	163	1	2	6	6	3	
66 1950...	197	...	1	3	7	4	6	3	2	
67 Other tenants, not croppers nor share tenants.....number 1954...	54	1	...	2	1	1	2	
68 1950...	159	3	2	1	6	1	6	
69 Land in subunits not included in multiple units.....acres 1954...	52,517	50	49	453	796	898	527	
70 1950...	55,041	...	60	317	1,736	534	1,342	681	962	

¹Data for 1950, do not include reports for Shelby County, which was included in the 1954 multiple-unit area. See text.

BY SIZE OF UNIT: CENSUSES OF 1954 AND 1950—Continued

Area 11—Continued			Area 12 ¹												
Size of unit—Continued			Total	Size of unit											
260 to 499 acres	500 to 999 acres	1,000 acres and over		Under 30 acres	30 to 49 acres	50 to 69 acres	70 to 99 acres	100 to 139 acres	140 to 179 acres	180 to 219 acres	220 to 259 acres	260 to 499 acres	500 to 999 acres	1,000 acres and over	
136	141	118	863	15	22	41	59	77	77	72	46	201	140	113	1
146	158	125	1,183	10	21	41	68	115	101	92	68	265	190	212	2
295	325	359	2,029	33	47	86	126	160	158	149	103	454	342	371	3
317	371	354	2,900	20	42	86	139	238	214	204	147	618	510	682	4
134	140	118	830	11	20	39	55	72	76	71	45	198	134	109	5
143	156	124	1,154	9	21	37	65	108	99	89	67	261	189	209	6
161	185	241	1,199	22	27	47	71	88	82	78	58	256	208	262	7
174	215	230	1,746	11	21	49	74	130	115	115	80	357	321	473	8
50,812	99,832	314,240	473,048	232	805	2,325	5,018	9,009	12,157	14,307	10,892	72,403	97,968	247,932	9
63,712	110,613	355,223	644,924	192	867	2,414	5,617	13,352	16,080	18,232	16,210	105,462	133,098	333,400	10
41,083	82,896	291,088	427,399	112	516	1,630	3,640	6,950	9,654	11,609	8,797	63,111	87,108	234,272	11
52,065	91,882	330,957	573,779	89	473	1,412	3,825	9,170	12,352	13,871	12,909	89,940	117,785	311,953	12
9,729	16,936	23,152	45,649	120	289	695	1,378	2,059	2,503	2,698	2,095	9,292	10,860	13,660	13
11,647	18,731	24,266	71,145	103	394	1,002	1,792	4,182	3,728	4,361	3,301	15,522	15,313	21,447	14
29,615	54,475	65,332	78,435	111	349	695	1,478	2,384	3,050	3,316	2,668	16,643	18,509	29,232	15
29,582	48,827	63,985	119,974	77	372	1,067	2,139	5,030	6,253	6,045	5,152	24,147	24,174	45,518	16
100	87	78	692	7	16	29	46	68	66	52	40	161	116	91	17
118	120	96	955	5	16	33	53	93	78	71	53	210	152	191	18
159	135	178	1,122	8	24	36	70	102	91	72	63	245	200	211	19
186	190	176	1,655	6	21	51	79	138	120	117	84	343	292	404	20
3,837	4,135	5,448	17,551	53	150	202	487	742	971	947	760	3,708	3,878	5,653	21
4,345	4,736	6,278	21,690	29	115	323	558	1,118	1,112	1,269	864	4,290	4,256	7,756	22
61,658	58,181	74,154	242,197	725	1,666	1,793	5,424	8,809	12,227	10,628	10,657	48,133	59,870	82,265	23
77,805	82,601	132,312	434,917	745	1,965	6,295	10,220	22,563	21,026	23,379	17,954	78,511	82,839	169,420	24
119	129	103	687	5	15	32	36	61	60	54	41	168	118	97	25
102	112	90	1,000	6	14	32	47	93	86	77	57	225	174	189	26
199	227	250	1,151	8	18	43	48	83	77	75	55	278	224	242	27
170	198	192	1,893	7	15	42	70	141	140	127	93	418	350	490	28
9,306	16,791	17,521	29,356	35	100	303	505	925	1,229	1,256	970	6,186	6,826	11,021	29
9,792	13,129	16,585	63,045	27	133	490	927	2,476	3,722	3,159	2,622	13,496	13,530	22,463	30
5,393	10,043	9,873	9,593	11	26	86	146	232	428	438	261	2,019	2,144	3,802	31
5,957	7,950	8,883	25,075	12	52	229	374	902	1,378	1,209	1,010	5,527	5,331	9,051	32
...	33
...	34
...	35
...	36
...	37
...	38
...	39
...	40
14	6	13	76	...	1	2	6	4	8	2	4	18	24	7	41
19	21	15	101	...	3	2	5	12	8	13	4	19	12	23	42
20	10	16	94	...	1	2	6	4	8	4	4	20	28	17	43
26	22	27	137	...	3	3	5	16	10	17	5	28	18	32	44
434	450	1,321	1,335	...	2	3	10	15	15	51	102	358	481	298	45
605	1,162	1,360	2,117	...	10	6	21	67	98	137	33	513	570	662	46
158,300	138,991	595,801	404,671	...	300	350	2,640	5,240	4,405	16,816	25,030	115,647	145,550	88,700	47
351,371	852,878	895,490	1,600,269	...	3,590	3,120	10,200	49,356	60,050	68,230	10,300	561,360	490,410	343,653	48
49	62	95	686	4	15	28	37	64	58	55	38	168	115	104	49
93	104	101	1,005	6	17	31	56	96	84	78	56	229	166	186	50
103	135	526	2,544	6	26	61	81	158	147	167	109	561	519	709	51
287	334	906	5,075	12	43	67	176	309	296	315	257	1,040	978	1,582	52
331	380	460	2,498	35	54	102	139	175	185	163	121	548	416	560	53
394	460	499	3,922	20	50	99	161	261	239	248	177	785	685	1,197	54
57,697	112,332	344,599	499,749	441	965	2,756	5,763	9,753	13,037	14,820	11,179	77,587	102,272	261,176	55
73,249	124,802	380,906	710,157	192	2,006	2,699	11,059	14,999	17,300	20,015	16,879	114,353	145,480	365,175	56
40,581	71,022	244,025	389,799	399	846	2,167	5,468	8,395	11,217	12,758	8,898	61,387	71,945	206,319	57
49,872	85,676	229,169	559,803	192	1,916	2,337	10,132	12,734	13,295	16,731	13,531	84,806	110,381	293,748	58
17,116	41,310	100,574	109,950	42	119	589	295	1,358	1,820	2,062	2,281	16,200	30,327	54,857	59
23,377	39,126	151,737	150,354	...	90	362	927	2,265	4,005	3,284	3,348	29,547	35,099	71,427	60
21	37	45	244	1	4	9	12	12	20	13	11	59	46	57	61
38	54	54	403	...	6	8	15	20	17	27	24	92	89	105	62
36	55	101	469	2	7	16	13	15	27	14	18	94	74	189	63
77	89	145	1,022	...	8	13	22	23	25	44	30	167	175	515	64
34	39	72	244	1	2	6	6	11	5	10	...	48	48	107	65
41	43	87	542	...	5	4	8	12	11	25	11	84	95	287	66
2	16	29	225	1	5	10	7	4	22	4	18	46	26	82	67
36	46	58	480	...	3	9	14	11	14	19	19	83	80	228	68
6,885	12,500	30,359	26,701	209	160	431	745	744	880	513	287	5,184	4,304	13,244	69
9,537	14,189	25,683	65,233	...	1,139	285	5,442	1,647	1,220	1,783	669	8,891	12,382	31,775	70

MULTIPLE-UNIT OPERATIONS

Economic Area Table 1.—MULTIPLE-UNIT OPERATIONS,

Item (For definitions and explanations, see text)	Areas 14, C, and H ¹								
	Total	Size of unit							
		Under 30 acres	30 to 49 acres	50 to 69 acres	70 to 99 acres	100 to 139 acres	140 to 179 acres	180 to 219 acres	220 to 259 acres
1 Multiple-unit operations.....number 1954...	423	7	7	18	21	34	35	31	18
2 1950...	441	4	12	11	36	37	34	37	32
3 Subunits in multiple-unit operations.....total number 1954...	1,136	14	14	37	42	72	75	67	51
4 1950...	1,276	8	24	22	76	80	74	92	81
5 Home farms.....number 1954...	407	6	7	14	21	29	35	30	17
6 1950...	418	4	9	10	32	33	34	35	29
7 Cropper farms.....number 1954...	729	8	7	23	21	43	40	37	34
8 1950...	858	4	15	12	44	47	40	57	52
9 Land in multiple-unit operations....total acres 1954...	389,371	136	265	1,025	1,744	4,003	5,603	6,088	4,261
10 1950...	443,563	71	477	672	2,962	4,249	5,508	7,255	7,607
11 Home farms.....acres 1954...	348,722	81	163	554	888	2,353	4,087	4,201	2,802
12 1950...	400,943	38	223	406	1,660	2,523	3,445	4,761	5,393
13 Cropper farms.....acres 1954...	40,649	55	102	471	856	1,650	1,516	1,887	1,459
14 1950...	42,620	33	254	266	1,302	1,726	2,063	2,494	2,214
15 Cropland harvested.....total acres 1954...	83,755	79	155	686	1,032	2,388	2,832	2,592	2,546
16 1949...	86,760	47	294	499	1,859	2,794	3,418	3,938	4,543
17 Corn harvested for grain.....multiple units reporting 1954...	341	3	6	16	16	30	31	25	15
18 1949...	334	1	11	8	30	30	35	27	27
19 subunits reporting 1954...	667	3	7	25	26	48	54	41	34
20 1949...	731	2	13	12	44	56	44	70	50
21 acres 1954...	11,036	14	58	211	217	659	710	687	401
22 1949...	11,342	9	73	98	422	582	600	898	703
23 bushels 1954...	286,901	170	1,347	4,289	5,485	15,850	16,532	14,326	13,205
24 1949...	250,358	190	915	1,775	8,877	11,840	11,488	18,225	14,707
25 Cotton harvested.....multiple units reporting 1954...	350	3	6	16	17	33	34	26	16
26 1949...	393	3	10	10	35	34	33	35	31
27 subunits reporting 1954...	807	5	8	22	23	54	57	46	44
28 1949...	966	4	17	16	60	64	57	73	67
29 acres 1954...	28,646	51	81	295	466	1,231	1,437	1,209	1,404
30 1949...	38,529	19	207	306	1,235	1,902	2,196	2,342	2,872
31 bales 1954...	21,212	28	47	207	302	923	1,037	846	1,106
32 1949...	24,056	15	120	200	665	1,137	1,237	1,410	1,606
33 Rice harvested.....multiple units reporting 1954...	39
34 1949...	17
35 subunits reporting 1954...	63
36 1949...	22
37 acres 1954...	15,989
38 1949...	7,999
39 162-lb. bbl. 1954...	268,355
40 1949...	109,902
41 Peanuts harvested for picking or threshing.....multiple units reporting 1954...	12	1	1	1	...
42 1949...	9	1
43 subunits reporting 1954...	18	1	1	1	...
44 1949...	9	1
45 acres 1954...	458	2	11	7	...
46 1949...	210	7
47 pounds 1954...	225,237	400	3,000	7,037	...
48 1949...	72,100	7,000
49 Horses and/or mules....multiple units reporting 1954...	261	5	2	5	3	11	17	19	5
50 1950...	289	2	9	6	18	22	17	28	21
51 number 1954...	1,337	15	3	13	10	24	31	38	11
52 1950...	2,154	5	23	21	71	65	35	121	53
53 Landlord-tenant operations containing multiple units: All subunits including home farm.....number 1954...	1,559	15	16	43	48	80	95	81	65
54 1950...	1,841	9	69	29	92	90	92	116	94
55 Land in all subunits including home farm.....acres 1954...	433,719	137	328	1,174	1,838	4,452	6,469	6,823	5,467
56 1950...	516,723	77	4,155	1,075	4,683	6,067	6,467	8,781	8,580
57 Owned by operator of multiple unit.....acres 1954...	282,378	137	283	1,105	1,635	3,847	5,251	5,197	3,787
58 1950...	351,061	71	4,035	819	4,089	5,427	4,172	6,814	4,221
59 Rented by operator of multiple unit.....acres 1954...	151,341	...	45	69	203	605	1,218	1,626	1,680
60 1950...	165,662	6	120	256	594	640	2,295	1,967	4,359
61 Subunits not included in multiple units.....operators reporting 1954...	161	1	2	5	4	6	13	9	6
62 1950...	183	1	3	6	11	7	13	16	9
63 number 1954...	423	1	2	6	6	8	20	14	14
64 1950...	565	1	45	7	16	10	18	24	13
65 Share tenants.....number 1954...	312	3	5	6	13	8	13
66 1950...	294	...	23	3	9	2	11	14	8
67 Other tenants, not croppers nor share tenants.....number 1954...	111	1	2	3	1	2	7	6	1
68 1950...	271	1	22	4	7	8	7	10	5
69 Land in subunits not included in multiple units.....acres 1954...	44,348	1	63	149	94	449	866	735	1,206
70 1950...	73,160	6	3,678	403	1,721	1,818	959	1,526	973

¹Data for 1950 do not include reports for Harris, Jefferson, Liberty, and Orange Counties which were included in the 1954 multiple-unit area. See text.

BY SIZE OF UNIT: CENSUSES OF 1954 AND 1950—Continued

Areas 14, G, and H—Continued			Area 15												
Size of unit—Continued			Total	Size of unit											
260 to 499 acres	500 to 999 acres	1,000 acres and over		Under 30 acres	30 to 49 acres	50 to 69 acres	70 to 99 acres	100 to 139 acres	140 to 179 acres	180 to 219 acres	220 to 259 acres	260 to 499 acres	500 to 999 acres	1,000 acres and over	
87	70	95	17	2	1	1	...	1	1	2	...	2	3	4	1
87	68	83	58	4	7	2	1	8	3	4	1	15	9	4	2
207	205	352	37	4	2	2	...	2	2	5	...	4	6	10	3
228	216	375	133	8	14	4	2	18	6	11	2	38	20	10	4
85	69	94	17	2	1	1	...	1	1	2	...	2	3	4	5
82	68	82	56	4	7	1	1	8	3	4	1	14	9	4	6
122	136	258	20	2	1	1	...	1	1	3	...	2	3	6	7
146	148	293	77	4	7	3	1	10	3	7	1	24	11	6	8
31,669	47,883	286,694	15,950	31	40	60	...	120	158	397	...	718	2,183	12,243	9
32,214	46,181	336,367	22,693	56	297	121	81	950	502	846	244	5,391	6,317	7,888	10
25,736	40,876	266,981	12,792	21	30	15	...	70	148	224	...	306	1,183	10,795	11
25,471	39,264	317,759	18,567	22	157	15	41	634	262	676	224	3,793	5,445	7,298	12
5,933	7,007	19,713	3,158	10	10	45	...	50	10	173	...	412	1,000	1,448	13
6,743	6,917	18,608	4,126	34	140	106	40	316	240	170	20	1,598	872	990	14
12,756	17,430	41,259	8,206	20	30	50	...	120	138	316	...	624	1,633	5,275	15
14,488	17,598	37,282	14,027	31	238	74	69	754	401	545	174	3,884	5,349	2,508	16
78	56	65	4	1	1	...	1	1	...	17
61	46	57	10	...	1	1	2	3	1	2	18
136	111	182	5	1	1	...	2	1	...	19
113	112	215	13	...	1	1	3	3	1	4	20
2,118	2,261	3,700	62	2	30	...	12	18	...	21
1,799	2,400	3,758	158	...	10	5	37	36	20	50	22
51,908	63,065	100,724	1,875	25	750	...	500	600	...	23
37,724	45,364	99,253	3,125	...	75	250	750	570	1,000	480	24
80	56	63	17	2	1	1	...	1	1	2	...	2	3	4	25
78	59	65	52	2	6	1	1	8	3	3	1	15	8	4	26
158	153	237	33	2	2	1	...	2	1	5	...	4	6	10	27
173	167	268	100	2	9	1	2	14	6	8	1	31	18	8	28
6,119	5,436	10,917	4,886	13	29	18	...	75	36	176	...	290	909	3,340	29
8,129	8,830	10,491	10,769	11	157	8	63	519	255	282	140	2,900	4,374	2,060	30
4,560	3,989	8,167	4,069	18	24	20	...	80	7	179	...	353	866	2,522	31
5,103	5,646	6,917	9,087	11	180	11	83	444	360	277	140	2,186	3,724	1,671	32
6	8	25	33
1	3	13	34
7	11	45	35
1	3	18	36
892	2,571	12,526	37
230	946	6,823	38
14,185	39,252	214,918	39
3,865	16,768	89,269	40
2	2	5	41
5	3	42
3	2	10	43
5	3	44
29	111	298	45
99	104	46
7,600	64,000	143,200	47
40,300	24,800	48
53	56	85	8	...	1	1	2	...	4	49
59	49	58	26	...	5	...	1	3	2	3	1	6	2	3	50
142	211	839	19	...	1	1	2	...	15	51
206	351	1,203	72	...	9	...	2	3	3	14	4	17	4	16	52
245	275	596	42	4	2	2	...	3	2	5	...	5	6	13	53
287	287	676	174	8	15	4	2	20	8	21	2	52	26	16	54
34,072	51,884	321,075	18,510	31	40	60	...	520	158	397	...	2,528	2,183	12,593	55
38,986	58,536	379,316	25,257	56	465	121	81	1,042	774	1,336	244	6,459	6,554	8,125	56
23,120	31,274	206,742	10,566	23	20	60	...	520	112	397	...	178	1,505	7,751	57
26,163	40,594	254,656	17,039	56	437	121	81	711	764	1,159	140	4,504	3,164	5,882	58
10,952	20,610	114,333	7,944	8	20	46	2,350	678	4,842	59
12,823	17,942	124,660	8,238	...	28	331	10	177	104	1,955	3,390	2,243	60
29	28	58	3	1	1	...	1	61
27	33	57	19	...	1	1	2	3	...	8	3	1	62
38	70	244	5	1	1	...	3	63
59	71	301	41	...	1	2	2	10	...	14	6	6	64
26	52	186	4	1	3	65
26	40	158	30	1	1	6	...	14	5	3	66
12	18	58	1	1	67
33	31	143	11	...	1	1	1	4	1	3	68
2,403	4,001	34,381	2,560	400	1,810	...	350	69
6,772	12,355	42,949	2,564	...	168	92	272	490	...	1,068	237	237	70

MULTIPLE-UNIT OPERATIONS

Economic Area Table 2.—MULTIPLE-UNIT OPERATIONS, BY COLOR AND

Item (For definitions and explanations, see text)	Total, selected areas ¹											
	All operators			Color and tenure of operator								
	Total	White	Non-white	Full owners			Part owners			Managers		
				Total	White	Non-white	Total	White	Non-white	Total	White	Non-white
1 Multiple-unit operations.....number 1954...	5,090	4,873	217	2,467	2,341	126	2,043	1,973	70	34	34	...
2 1950...	6,122	5,895	227	3,059	2,932	127	2,247	2,171	76	81	81	...
3 Subunits in multiple-unit operations.....total number 1954...	12,856	12,355	501	5,784	5,513	271	5,485	5,307	178	295	295	...
4 1950...	16,026	15,491	535	7,645	7,351	294	6,141	5,959	182	482	482	...
5 Home farms.....number 1954...	4,928	4,715	213	2,328	2,206	122	2,031	1,961	70	34	34	...
6 1950...	5,888	5,662	226	2,836	2,710	126	2,238	2,162	76	80	80	...
7 Cropper farms.....number 1954...	7,928	7,640	288	3,456	3,307	149	3,454	3,346	108	261	261	...
8 1950...	10,138	9,829	309	4,809	4,641	168	3,903	3,797	106	402	402	...
9 Land in multiple-unit operations...total acres 1954...	3,263,502	3,212,983	50,519	1,163,722	1,142,520	21,202	1,766,313	1,742,473	23,840	86,178	86,178	...
10 1950...	3,637,500	3,581,938	55,562	1,366,636	1,341,096	25,540	1,787,881	1,763,030	24,851	200,090	200,090	...
11 Home farms.....acres 1954...	2,844,592	2,801,895	42,697	952,465	934,459	18,006	1,597,965	1,577,677	20,288	75,546	75,546	...
12 1950...	3,100,442	3,053,721	46,721	1,079,467	1,058,469	20,998	1,594,775	1,573,025	21,780	180,758	180,758	...
13 Cropper farms.....acres 1954...	418,910	411,088	7,822	211,257	208,061	3,196	168,348	164,796	3,552	10,632	10,632	...
14 1950...	537,058	528,217	8,841	287,169	282,627	4,542	193,106	190,005	3,101	19,332	19,332	...
15 Cropland harvested.....total acres 1954...	1,072,742	1,055,689	17,053	333,091	329,007	4,084	567,445	557,835	9,610	28,790	28,790	...
16 1949...	1,202,114	1,182,921	19,093	424,656	417,076	7,580	568,868	560,912	7,956	46,719	46,719	...
17 Corn harvested for grain.....multiple units reporting 1954...	4,007	3,820	187	1,882	1,778	104	1,661	1,596	65	26	26	...
18 1949...	4,827	4,631	196	2,416	2,306	110	1,796	1,688	68	68	68	...
19 subunits reporting 1954...	7,099	6,780	319	3,029	2,869	160	3,161	3,038	123	176	176	...
20 1949...	8,576	8,239	337	4,082	3,911	171	3,241	3,107	134	322	322	...
21 acres 1954...	164,240	160,060	4,180	58,951	57,658	1,293	80,690	78,691	1,999	3,254	3,254	...
22 1949...	170,070	166,400	3,670	70,071	68,403	1,668	72,912	71,309	1,603	6,795	6,795	...
23 bushels 1954...	2,964,899	2,901,623	63,276	1,069,589	1,054,092	15,497	1,439,139	1,406,551	32,588	74,409	74,409	...
24 1949...	3,635,385	3,576,200	59,185	1,486,849	1,460,408	26,441	1,571,708	1,544,952	26,756	150,082	150,082	...
25 Cotton harvested.....multiple units reporting 1954...	4,512	4,311	201	2,076	1,965	111	1,884	1,815	69	32	32	...
26 1949...	5,338	5,133	205	2,545	2,434	111	2,032	1,959	73	72	72	...
27 subunits reporting 1954...	9,326	8,960	366	3,555	3,388	167	4,418	4,265	153	258	258	...
28 1949...	11,798	11,400	398	5,054	4,859	195	4,851	4,697	154	406	406	...
29 acres 1954...	446,936	438,726	8,210	129,833	128,189	1,644	241,023	236,254	4,769	12,687	12,687	...
30 1949...	650,871	640,483	10,388	219,627	216,040	3,587	307,093	302,644	4,449	21,511	21,511	...
31 bales 1954...	174,483	171,672	2,811	48,258	47,749	509	97,508	95,728	1,780	5,472	5,472	...
32 1949...	301,052	296,924	4,128	102,853	101,432	1,421	141,221	139,246	1,975	11,645	11,645	...
33 Rice harvested.....multiple units reporting 1954...	39	39	...	8	8	...	27	27
34 1949...	17	17	...	3	3	...	14	14
35 subunits reporting 1954...	63	63	...	14	14	...	39	39
36 1949...	22	22	...	5	5	...	17	17
37 acres 1954...	15,989	15,989	...	2,903	2,903	...	11,598	11,598
38 1949...	7,999	7,999	...	1,942	1,942	...	6,057	6,057
39 162-lb. bbl. 1954...	268,355	268,355	...	41,501	41,501	...	202,168	202,168
40 1949...	109,902	109,902	...	31,938	31,938	...	77,964	77,964
41 Peanuts harvested for picking or threshing.....multiple units reporting 1954...	196	182	14	97	85	12	87	85	2	1	1	...
42 1949...	284	264	20	162	147	15	109	106	3	3	3	...
43 subunits reporting 1954...	253	236	17	111	98	13	128	124	4	1	1	...
44 1949...	380	354	26	209	190	19	153	150	3	4	4	...
45 acres 1954...	5,822	5,682	140	1,464	1,351	113	3,767	3,740	27	14	14	...
46 1949...	8,507	8,386	121	3,193	3,131	62	5,071	5,064	7	62	62	...
47 pounds 1954...	2,215,155	2,176,865	38,290	499,393	466,303	33,090	1,507,632	1,502,432	5,200	4,200	4,200	...
48 1949...	5,747,768	5,689,762	58,006	2,055,818	2,029,622	26,196	3,543,330	3,542,130	1,200	27,500	27,500	...
49 Horses and/or mules....multiple units reporting 1954...	2,617	2,447	170	1,299	1,198	101	1,124	1,066	58	26	26	...
50 1950...	3,782	3,592	190	1,939	1,834	105	1,411	1,346	65	61	61	...
51 number 1954...	9,680	9,177	503	4,273	3,981	292	4,706	4,531	175	300	300	...
52 1950...	19,004	18,207	797	9,241	8,824	417	7,551	7,251	300	942	942	...
53 Landlord-tenant operations containing multiple units: All subunits including home farm.....number 1954...	15,565	14,964	601	7,231	6,898	333	6,617	6,406	211	368	368	...
54 1950...	20,473	19,796	677	10,109	9,728	381	7,765	7,534	231	668	668	...
55 Land in all subunits including home farm.....acres 1954...	3,560,828	3,506,122	54,706	1,321,743	1,298,163	23,580	1,890,380	1,865,061	25,319	94,202	94,202	...
56 1950...	4,095,373	4,035,229	60,144	1,622,481	1,594,599	27,882	1,951,591	1,924,641	26,950	218,299	218,299	...
57 Owned by operator of multiple unit..acres 1954...	2,466,118	2,429,378	36,740	1,321,743	1,298,163	23,580	1,067,723	1,054,563	13,160	76,652	76,652	...
58 1950...	2,853,170	2,810,114	43,056	1,622,481	1,594,599	27,882	1,059,120	1,043,946	15,174	171,569	171,569	...
59 Rented by operator of multiple unit.....acres 1954...	1,094,710	1,076,744	17,966	822,657	810,498	12,159	17,550	17,550	...
60 1950...	1,242,203	1,225,115	17,088	892,471	880,695	11,776	46,730	46,730	...
61 Subunits not included in multiple units.....operators reporting 1954...	1,243	1,180	63	687	645	42	508	490	18	11	11	...
62 1950...	1,944	1,868	76	1,075	1,029	46	734	709	25	43	43	...
63 number 1954...	2,709	2,609	100	1,447	1,385	62	1,132	1,099	33	73	73	...
64 1950...	4,447	4,305	142	2,464	2,377	87	1,624	1,575	49	186	186	...
65 Share tenants.....number 1954...	1,883	1,818	65	922	885	37	871	846	25	53	53	...
66 1950...	2,537	2,451	86	1,332	1,279	53	973	944	29	127	127	...
67 Other tenants, not croppers nor share tenants.....number 1954...	826	791	35	525	500	25	261	253	8	20	20	...
68 1950...	1,910	1,854	56	1,132	1,098	34	651	631	20	59	59	...
69 Land in subunits not included in multiple units.....acres 1954...	297,326	293,139	4,187	158,021	155,643	2,378	124,067	122,588	1,479	8,024	8,024	...
70 1950...	457,873	453,291	4,582	255,845	253,503	2,342	163,710	161,611	2,099	18,209	18,209	...

¹Data for 1950 do not include reports for Harris, Jefferson, Liberty, Orange, and Shelby Counties which were included in the 1954 multiple-unit area. See text.

TENURE OF OPERATOR: CENSUSES OF 1954 AND 1950

Total, selected areas ¹ -Con.			Areas B, C, D, and E																
Color and tenure of operator-Con.			Color and tenure of operator																
Tenants			All operators			Full owners			Part owners			Managers			Tenants				
Total	White	Non-white	Total	White	Non-white	Total	White	Non-white	Total	White	Non-white	Total	White	Non-white	Total	White	Non-white		
546	525	21	2,253	2,210	43	919	906	13	954	935	19	10	10	...	370	359	11	1	
735	711	24	2,778	2,719	59	1,179	1,156	23	1,072	1,050	22	31	31	...	496	482	14	2	
1,292	1,240	52	5,610	5,502	108	2,146	2,118	28	2,544	2,490	54	53	53	...	867	841	26	3	
1,758	1,699	59	7,131	6,987	144	2,911	2,861	50	2,899	2,842	57	158	158	...	1,163	1,126	37	4	
535	514	21	2,170	2,127	43	848	835	13	949	930	19	10	10	...	363	352	11	5	
734	710	24	2,665	2,607	58	1,070	1,048	22	1,069	1,047	22	31	31	...	495	481	14	6	
757	726	31	3,440	3,375	65	1,298	1,283	15	1,595	1,560	35	43	43	...	504	489	15	7	
1,024	989	35	4,466	4,380	86	1,841	1,813	28	1,830	1,795	35	127	127	...	668	645	23	8	
247,289	241,812	5,477	1,149,940	1,137,085	12,855	367,460	366,306	1,154	600,519	592,010	8,509	27,867	27,867	...	154,094	150,902	3,192	9	
282,893	277,722	5,171	1,220,459	1,205,315	15,144	419,331	416,702	2,629	581,684	572,848	8,836	50,721	50,721	...	168,723	165,044	3,679	10	
218,616	214,213	4,403	958,644	947,996	10,648	273,164	272,386	778	523,377	516,306	7,071	25,633	25,633	...	136,470	133,671	2,799	11	
245,442	241,469	3,973	971,258	959,077	12,181	292,249	290,566	1,683	490,110	482,490	7,620	43,265	43,265	...	145,634	142,756	2,878	12	
28,673	27,599	1,074	191,296	189,089	2,207	94,296	93,920	376	77,142	75,704	1,438	2,234	2,234	...	17,624	17,231	393	13	
37,451	36,253	1,198	249,201	246,238	2,963	127,082	126,136	946	91,574	90,358	1,216	7,456	7,456	...	23,089	22,288	801	14	
143,416	140,057	3,359	564,387	556,805	7,582	154,785	154,321	464	298,153	293,245	4,908	10,269	10,269	...	101,180	98,970	2,210	15	
161,771	158,214	3,557	635,334	627,435	7,899	196,908	195,570	1,338	306,128	302,461	3,667	17,703	17,703	...	114,595	111,701	2,894	16	
438	420	18	1,739	1,706	33	651	643	8	778	762	16	5	5	...	305	296	9	17	
587	569	18	2,180	2,132	48	904	885	19	839	821	18	24	24	...	413	402	11	18	
733	697	36	2,982	2,926	56	1,022	1,011	11	1,456	1,426	30	12	12	...	492	477	15	19	
931	899	32	3,682	3,597	85	1,498	1,468	30	1,463	1,427	36	84	84	...	637	618	19	20	
21,345	20,457	888	81,481	80,196	1,285	22,559	22,462	97	41,600	40,856	744	864	864	...	16,458	16,014	444	21	
20,292	19,893	399	83,443	82,406	1,037	29,008	28,708	300	36,947	36,500	447	2,487	2,487	...	15,001	14,711	290	22	
381,762	366,571	15,191	1,436,944	1,421,489	15,455	416,600	415,615	985	710,181	703,116	7,065	23,045	23,045	...	287,118	279,713	7,405	23	
426,746	420,758	5,988	1,860,551	1,841,869	18,682	637,630	632,416	5,214	833,172	824,107	9,065	62,450	62,450	...	327,299	322,896	4,403	24	
520	499	21	2,139	2,096	43	836	823	13	929	910	19	9	9	...	365	354	11	25	
689	668	21	2,605	2,551	54	1,058	1,038	20	1,033	1,012	21	28	28	...	486	473	13	26	
1,095	1,049	46	4,611	4,520	91	1,595	1,488	17	2,289	2,238	51	37	37	...	780	757	23	27	
1,487	1,438	49	5,844	5,731	113	2,142	2,110	32	2,516	2,469	47	144	144	...	1,042	1,008	34	28	
63,393	61,596	1,797	262,698	258,287	4,411	68,692	68,422	270	141,609	138,681	2,928	4,217	4,217	...	48,180	46,967	1,213	29	
102,640	100,288	2,352	395,687	390,606	5,081	119,379	118,609	770	189,568	187,307	2,261	9,063	9,063	...	77,677	75,627	2,050	30	
23,245	22,723	522	76,097	74,796	1,301	19,123	19,056	67	41,205	40,293	912	1,215	1,215	...	14,554	14,232	322	31	
45,333	44,601	732	161,106	159,241	1,865	49,206	48,984	222	76,183	75,171	1,012	3,827	3,827	...	31,890	31,259	631	32	
4	4	33
...	34
10	10	35
...	36
1,488	1,488	37
...	38
24,686	24,686	39
...	40
11	11	...	22	22	...	13	13	...	7	7	...	1	1	...	1	1	...	41	
16	8	2	39	37	2	19	18	1	19	18	1	1	1	...	42	
13	13	...	28	28	...	14	14	...	11	11	...	1	1	...	2	2	...	43	
14	10	4	51	49	2	24	23	1	26	25	1	1	1	...	44	
577	577	...	554	554	...	206	206	...	297	297	...	14	14	...	37	37	...	45	
181	129	52	1,185	1,177	8	513	508	5	666	663	3	6	6	...	46	
203,930	203,930	...	145,526	145,526	...	64,145	64,145	...	69,581	69,581	...	4,200	4,200	...	7,600	7,600	...	47	
121,120	90,510	30,610	828,922	825,782	3,140	331,340	329,000	2,340	496,052	495,252	800	1,530	1,530	...	48	
168	157	11	746	724	22	296	291	5	353	341	12	7	7	...	90	85	5	49	
371	351	20	1,266	1,226	40	541	525	16	496	484	12	16	16	...	213	201	12	50	
401	365	36	2,188	2,134	54	898	886	12	1,049	1,018	31	48	48	...	193	182	11	51	
1,270	1,190	80	4,892	4,749	143	2,185	2,141	44	1,938	1,886	52	188	188	...	581	534	47	52	
1,349	1,292	57	6,623	6,501	122	2,731	2,699	32	2,937	2,875	62	68	68	...	887	859	28	53	
1,931	1,866	65	8,728	8,561	167	3,763	3,702	61	3,509	3,441	68	210	210	...	1,246	1,208	38	54	
254,503	248,696	5,807	1,269,859	1,256,064	13,795	432,969	431,539	1,430	650,755	641,652	9,103	30,477	30,477	...	155,658	152,396	3,262	55	
303,002	297,690	5,312	1,393,402	1,376,653	16,749	522,511	518,887	3,624	641,279	631,868	9,411	56,287	56,287	...	173,325	169,611	3,714	56	
...	790,907	784,906	6,001	432,969	431,539	1,430	336,248	331,677	4,571	21,690	21,690	57	
...	902,490	892,406	10,084	522,511	518,887	3,624	344,617	338,157	6,460	35,362	35,362	58	
254,503	248,696	5,807	478,952	471,158	7,794	314,507	309,975	4,532	8,787	8,787	...	155,658	152,396	3,262	59	
303,002	297,690	5,312	490,912	484,247	6,665	296,662	293,711	2,951	20,925	20,925	...	173,325	169,611	3,714	60	
37	34	3	453	445	8	244	241	3	194	190	4	4	4	...	11	10	1	61	
92	87	5	790	778	12	420	414	6	307	302	5	14	14	...	49	48	1	62	
57	52	5	1,013	999	14	585	581	4	393	385	8	15	15	...	20	18	2	63	
173	167	6	1,597	1,574	23	852	841	11	610	599	11	52	52	...	83	82	1	64	
37	34	3	725	713	12	381	378	3	318	311	7	11	11	...	15	15	...	65	
1																			

MULTIPLE-UNIT OPERATIONS

Economic Area Table 2.—MULTIPLE-UNIT OPERATIONS, BY COLOR AND

Item (For definitions and explanations, see text)	Area 9											
	All operators			Color and tenure of operator								
	Total	White	Non-white	Full owners			Part owners			Managers		
				Total	White	Non-white	Total	White	Non-white	Total	White	Non-white
1 Multiple-unit operations.....number 1954...	372	345	27	170	157	13	168	157	11	9	9	...
2 1950...	431	404	27	206	190	16	190	180	10	12	12	...
3 Subunits in multiple-unit operations.....total number 1954...	1,259	1,197	62	445	418	27	623	597	26	125	125	...
4 1950...	1,593	1,515	78	716	667	49	673	646	27	116	116	...
5 Home farms.....number 1954...	363	336	27	161	148	13	168	157	11	9	9	...
6 1950...	413	386	27	190	174	16	189	179	10	11	11	...
7 Cropper farms.....number 1954...	896	861	35	284	270	14	455	440	15	116	116	...
8 1950...	1,180	1,129	51	526	493	33	484	467	17	105	105	...
9 Land in multiple-unit operations...total acres 1954...	433,870	426,037	7,833	141,620	138,373	3,247	255,393	252,349	3,044	20,538	20,538	...
10 1950...	425,226	413,917	11,309	144,271	140,076	4,195	241,058	234,064	6,994	26,126	26,126	...
11 Home farms.....acres 1954...	402,223	395,522	6,701	129,642	126,683	2,959	240,620	237,980	2,640	17,135	17,135	...
12 1950...	378,894	369,236	9,658	123,533	120,374	3,159	220,911	214,497	6,414	22,350	22,350	...
13 Cropper farms.....acres 1954...	31,647	30,515	1,132	11,978	11,690	288	14,773	14,369	404	3,403	3,403	...
14 1950...	46,332	44,681	1,651	20,738	19,702	1,036	20,147	19,567	580	3,776	3,776	...
15 Cropland harvested.....total acres 1954...	89,860	87,428	2,432	27,474	27,049	425	50,341	49,031	1,310	7,751	7,751	...
16 1949...	91,652	88,701	2,951	32,516	31,109	1,407	44,432	42,969	1,463	8,407	8,407	...
17 Corn harvested for grain.....multiple units reporting 1954...	317	291	26	143	131	12	145	134	11	8	8	...
18 1949...	332	307	25	160	146	14	144	134	10	10	10	...
19 subunits reporting 1954...	705	659	46	229	213	16	359	337	22	73	73	...
20 1949...	695	652	43	277	258	19	306	283	23	83	83	...
21 acres 1954...	14,828	13,967	861	4,072	3,877	195	9,047	8,708	339	881	881	...
22 1949...	11,710	11,036	674	4,213	3,902	311	5,906	5,549	357	1,118	1,118	...
23 bushels 1954...	308,606	294,683	13,923	68,105	65,690	2,415	207,047	201,667	5,380	15,190	15,190	...
24 1949...	239,907	228,067	11,840	88,069	83,159	4,910	123,413	116,633	6,780	19,435	19,435	...
25 Cotton harvested.....multiple units reporting 1954...	326	299	27	142	129	13	153	142	11	9	9	...
26 1949...	355	330	25	162	148	14	161	151	10	11	11	...
27 subunits reporting 1954...	939	892	47	280	263	17	489	467	22	121	121	...
28 1949...	1,222	1,161	61	510	476	34	535	509	26	103	103	...
29 acres 1954...	44,826	43,785	1,041	11,922	11,750	172	26,615	26,070	545	4,431	4,431	...
30 1949...	54,539	52,985	1,554	17,676	16,866	810	27,861	27,152	709	4,133	4,133	...
31 bales 1954...	26,379	26,037	342	6,590	6,545	45	17,281	17,067	214	1,627	1,627	...
32 1949...	35,006	34,287	719	11,331	10,914	417	18,606	18,326	280	2,669	2,669	...
33 Rice harvested.....multiple units reporting 1954...
34 1949...
35 subunits reporting 1954...
36 1949...
37 acres 1954...
38 1949...
39 162-lb. bbl. 1954...
40 1949...
41 Peanuts harvested for picking or threshing.....multiple units reporting 1954...	29	29	...	13	13	...	13	13
42 1949...	36	35	1	20	19	1	16	16
43 subunits reporting 1954...	37	37	...	17	17	...	17	17
44 1949...	48	47	1	25	24	1	23	23
45 acres 1954...	618	618	...	234	234	...	354	354
46 1949...	809	804	5	313	308	5	496	496
47 pounds 1954...	367,806	367,806	...	125,960	125,960	...	221,646	221,646
48 1949...	532,699	529,699	3,000	193,915	190,915	3,000	338,784	338,784
49 Horses and/or mules....multiple units reporting 1954...	303	279	24	137	125	12	141	132	9	8	8	...
50 1950...	349	324	25	159	145	14	160	150	10	11	11	...
51 number 1954...	1,623	1,540	83	564	523	41	934	908	26	64	64	...
52 1950...	2,743	2,610	133	1,154	1,085	69	1,293	1,233	60	198	198	...
53 Landlord-tenant operations containing multiple units: All subunits including home farm.....number 1954...	1,583	1,503	80	588	546	42	798	771	27	126	126	...
54 1950...	2,052	1,949	103	922	860	62	899	862	37	132	132	...
55 Land in all subunits including home farm.....acres 1954...	460,687	452,270	8,417	156,329	152,746	3,583	267,026	263,975	3,051	20,638	20,638	...
56 1950...	472,060	460,287	11,773	176,567	172,271	4,296	254,503	247,186	7,317	27,137	27,137	...
57 Owned by operator of multiple unit..acres 1954...	343,470	338,594	4,876	156,329	152,746	3,583	172,390	171,097	1,293	14,751	14,751	...
58 1950...	354,859	345,760	9,099	176,567	172,271	4,296	154,255	149,452	4,803	24,037	24,037	...
59 Rented by operator of multiple unit.....acres 1954...	117,217	113,676	3,541	94,636	92,878	1,758	5,887	5,887	...
60 1950...	117,201	114,527	2,674	100,248	97,734	2,514	3,100	3,100	...
61 Subunits not included in multiple units.....operators reporting 1954...	119	109	10	63	55	8	52	51	1	1	1	...
62 1950...	183	173	10	84	79	5	88	84	4	7	7	...
63 number 1954...	324	306	18	143	128	15	175	174	1	1	1	...
64 1950...	459	434	25	206	193	13	226	216	10	16	16	...
65 Share tenants.....number 1954...	253	240	13	117	105	12	132	132	...	1	1	...
66 1950...	248	234	14	110	101	9	124	119	5	12	12	...
67 Other tenants, not croppers nor share tenants.....number 1954...	71	66	5	26	23	3	43	42	1
68 1950...	211	200	11	96	92	4	102	97	5	4	4	...
69 Land in subunits not included in multiple units.....acres 1954...	26,817	26,233	584	14,709	14,373	336	11,633	11,626	7	100	100	...
70 1950...	46,834	46,370	464	32,296	32,195	101	13,445	13,122	323	1,011	1,011	...

TENURE OF OPERATOR: CENSUSES OF 1954 AND 1950—Continued

Area 9—Continued			Area 10														
Color and tenure of operator—Con.			Color and tenure of operator														
Tenants			All operators			Full owners			Part owners			Managers			Tenants		
Total	White	Non-white	Total	White	Non-white	Total	White	Non-white	Total	White	Non-white	Total	White	Non-white	Total	White	Non-white
25	22	3	633	605	28	423	408	15	187	178	9	3	3	...	20	16	4
23	22	1	618	594	24	398	383	15	183	175	8	10	10	...	27	26	1
66	57	9	1,518	1,457	61	985	953	32	471	453	18	14	14	...	48	37	11
88	86	2	1,563	1,512	51	947	914	33	505	489	16	48	48	...	63	61	2
25	22	3	620	592	28	410	395	15	187	178	9	3	3	...	20	16	4
23	22	1	595	571	24	375	360	15	183	175	8	10	10	...	27	26	1
41	35	6	898	865	33	575	558	17	284	275	9	11	11	...	28	21	7
65	64	1	968	941	27	572	554	18	322	314	8	38	38	...	36	35	1
16,319	14,777	1,542	313,356	309,602	3,754	150,230	148,543	1,687	152,654	150,887	1,767	4,662	4,662	...	5,810	5,510	300
13,771	13,651	120	322,613	319,429	3,184	154,460	152,467	1,993	145,643	144,588	1,055	12,885	12,885	...	9,625	9,489	136
14,826	13,724	1,102	264,061	260,850	3,211	117,647	116,248	1,399	137,827	136,242	1,585	3,878	3,878	...	4,709	4,482	227
12,100	12,015	85	264,042	261,278	2,764	115,806	114,089	1,717	129,269	128,343	926	10,728	10,728	...	8,239	8,118	121
1,493	1,053	440	49,295	48,752	543	32,583	32,295	288	14,827	14,645	182	784	784	...	1,101	1,028	73
1,671	1,636	35	58,571	58,151	420	38,654	38,378	276	16,374	16,245	129	2,157	2,157	...	1,386	1,371	15
4,294	3,597	697	85,515	84,481	1,034	46,267	45,864	403	34,150	33,713	437	1,913	1,913	...	3,185	2,991	194
6,297	6,216	81	95,225	94,276	949	48,091	47,474	617	38,234	37,952	282	5,052	5,052	...	3,848	3,798	50
21	18	3	554	530	24	368	356	12	165	156	9	3	3	...	18	15	3
18	17	1	539	519	20	343	330	13	163	157	6	10	10	...	23	22	1
44	36	8	1,009	967	42	627	608	19	335	320	15	11	11	...	36	28	8
29	28	1	1,036	1,003	33	605	585	20	357	345	12	32	32	...	42	41	1
828	501	327	22,845	22,511	334	13,586	13,462	124	8,249	8,081	168	430	430	...	580	538	42
473	467	6	22,542	22,300	242	11,913	11,764	149	8,657	8,576	81	998	998	...	974	962	12
18,264	12,136	6,128	449,650	443,730	5,920	273,414	271,259	2,155	157,838	155,138	2,700	6,200	6,200	...	12,198	11,133	1,065
8,990	8,840	150	489,284	485,534	3,750	258,834	256,380	2,454	186,765	185,739	1,026	24,490	24,490	...	19,195	18,925	270
22	19	3	540	516	24	356	344	12	161	153	8	3	3	...	20	16	4
21	20	1	510	489	21	318	304	14	161	154	7	9	9	...	22	...	26
49	41	8	961	921	40	578	561	17	332	319	13	11	11	...	40	30	10
74	73	1	1,037	1,000	37	588	564	24	376	363	13	29	29	...	44	44	...
1,858	1,534	324	29,157	28,748	409	15,683	15,552	131	11,472	11,346	126	760	760	...	1,242	1,090	152
4,869	4,834	35	43,237	42,795	442	21,096	20,804	292	17,732	17,582	150	2,485	2,485	...	1,924	1,924	...
881	798	83	10,104	9,911	193	5,255	5,203	52	4,274	4,215	59	124	124	...	451	369	82
2,400	2,378	22	20,618	20,433	185	10,381	10,260	121	8,034	7,970	64	1,283	1,283	...	920	920	...
...
...
...
...
...
...
...
...
...
3	3	...	18	18	...	12	12	...	6	6	41
...	21	17	4	12	11	1	7	5	2	2	...	42
3	3	...	21	21	...	12	12	...	9	9	43
...	27	21	6	15	13	2	8	6	2	4	...	44
30	30	...	379	379	...	186	186	...	193	193	45
...	468	404	64	170	145	25	185	181	4	113	78	35
20,200	20,200	...	105,660	105,660	...	50,030	50,030	...	55,630	55,630	47
...	244,183	210,203	33,980	106,662	94,062	12,600	86,528	86,128	400	50,993	30,013	20,980
17	14	3	377	353	24	247	234	13	118	109	9	2	2	...	10	8	2
19	18	1	464	441	23	290	276	14	146	138	8	9	9	...	19	18	1
61	45	16	1,133	1,064	69	693	654	39	413	389	24	6	6	...	21	15	6
98	94	4	2,294	2,197	97	1,289	1,228	61	852	820	32	94	94	...	59	55	4
71	60	11	1,776	1,703	73	1,151	1,111	40	558	537	21	18	18	...	49	37	12
99	95	4	1,970	1,911	59	1,228	1,188	40	599	582	17	71	71	...	72	70	2
16,694	14,911	1,783	337,820	333,656	4,164	167,879	165,886	1,993	158,166	156,314	1,852	5,946	5,946	...	5,829	5,510	319
13,853	13,696	160	364,711	361,267	3,444	176,799	174,567	2,232	162,119	161,043	1,076	15,238	15,238	...	10,555	10,419	136
...	273,857	270,937	2,920	167,879	165,886	1,993	100,032	99,105	927	5,946	5,946	57
...	273,086	270,279	2,807	176,799	174,567	2,232	82,602	82,027	575	13,685	13,685	58
16,694	14,911	1,783	63,963	62,719	1,244	58,134	57,209	925	5,829	5,510	319
13,853	13,693	160	91,625	90,988	637	79,517	79,016	501	1,553	1,553	...	10,555	10,419	136
3	2	1	139	128	11	96	89	7	41	38	3	1	1	...	1	...	61
4	3	1	186	178	8	128	121	7	48	47	1	6	6	...	4	...	62
5	3	2	258	246	12	166	158	8	87	84	3	4	4	...	1	...	63
11	9	2	407	399	8	281	274	7	94	93	1	23	23	...	9	...	64
3	2	1	182	175	7	109	104	5	69	67	2	4	4	65
2	2	...	163	157	6	114	109	5	40	39	1	7	7	...	2	...	66
2	1	1	76	71	5	57	54	3	18	17	1	1	...	67
9	7	2	244	242	2	167	165	2	54	54	...	16	16	...	7	...	68
375	134	241	24,464	24,054	410	17,649	17,343	306	5,512	5,427	85	1,284	1,284	...	19	...	69
82	42	40	42,098	41,838	260	22,339	22,100	239	16,476	16,455	21	2,353	2,353	...	930	...	70

MULTIPLE-UNIT OPERATIONS

Economic Area Table 2.—MULTIPLE-UNIT OPERATIONS, BY COLOR AND

Item (For definitions and explanations, see text)	Area 11											
	All operators			Color and tenure of operator								
	Total	White	Non-white	Full owners			Part owners			Managers		
				Total	White	Non-white	Total	White	Non-white	Total	White	Non-white
1 Multiple-unit operations.....number 1954...	529	528	1	230	229	1	224	224	...	5	5	...
2 1950...	613	611	2	324	324	...	232	230	2	9	9	...
3 Subunits in multiple-unit												
4 operations.....total number 1954...	1,267	1,265	2	527	525	2	553	553	...	21	21	...
5 1950...	1,430	1,426	4	731	731	...	563	559	4	28	28	...
6 Home farms.....number 1954...	521	520	1	223	222	1	223	223	...	5	5	...
7 1950...	587	585	2	300	300	...	230	228	2	9	9	...
8 Cropper farms.....number 1954...	746	745	1	304	303	1	330	330	...	16	16	...
9 1950...	843	841	2	431	431	...	333	331	2	19	19	...
10 Land in multiple-unit operations...total acres 1954...	487,967	487,927	40	174,364	174,324	40	265,277	265,277	...	5,129	5,129	...
11 1950...	558,022	557,657	365	189,961	189,961	...	301,327	300,962	365	28,008	28,008	...
12 Home farms.....acres 1954...	430,751	430,718	33	149,351	149,318	33	238,331	238,331	...	4,264	4,264	...
13 1950...	492,959	492,664	295	156,218	156,218	...	274,230	273,935	295	26,803	26,803	...
14 Cropper farms.....acres 1954...	57,216	57,209	7	25,013	25,006	7	26,946	26,946	...	865	865	...
15 1950...	65,063	64,993	70	33,743	33,743	...	27,097	27,027	70	1,205	1,205	...
16 Cropland harvested.....total acres 1954...	162,584	162,577	7	47,098	47,091	7	88,188	88,188	...	2,915	2,915	...
17 1949...	159,042	158,800	242	60,463	60,463	...	79,382	79,140	242	4,270	4,270	...
18 Corn harvested for												
19 grain.....multiple units reporting 1954...	360	359	1	160	159	1	155	155	...	4	4	...
20 1949...	477	475	2	245	245	...	186	184	2	8	8	...
21 subunits reporting 1954...	609	608	1	262	261	1	264	264	...	15	15	...
22 1949...	764	760	4	383	383	...	312	308	4	19	19	...
23 acres 1954...	16,437	16,434	3	6,847	6,844	3	7,165	7,165	...	410	410	...
24 1949...	19,185	19,055	130	8,525	8,525	...	9,037	8,907	130	669	669	...
25 bushels 1954...	238,726	238,716	10	99,747	99,737	10	87,562	87,562	...	13,005	13,005	...
26 1949...	357,243	356,218	1,025	160,170	160,170	...	171,654	170,629	1,025	10,215	10,215	...
27 Cotton harvested.....multiple units reporting 1954...	453	453	...	182	182	...	204	204	...	5	5	...
28 1949...	423	421	2	207	207	...	170	168	2	7	7	...
29 subunits reporting 1954...	824	824	...	285	285	...	404	404	...	14	14	...
30 1949...	736	733	3	333	333	...	319	316	3	18	18	...
31 acres 1954...	47,367	47,367	...	13,045	13,045	...	26,288	26,288	...	471	471	...
32 1949...	45,065	45,003	62	17,700	17,700	...	22,039	21,977	62	1,000	1,000	...
33 bales 1954...	27,029	27,029	...	6,972	6,972	...	15,133	15,133	...	218	218	...
34 1949...	26,104	26,085	19	10,442	10,442	...	12,094	12,075	19	546	546	...
35 Rice harvested.....multiple units reporting 1954...
36 1949...
37 subunits reporting 1954...
38 1949...
39 acres 1954...
40 1949...
41 162-lb. bbl. 1954...
42 1949...
43 Peanuts harvested for picking or												
44 threshing.....multiple units reporting 1954...	39	39	...	13	13	...	24	24
45 1949...	78	78	...	44	44	...	32	32	...	1	1	...
46 subunits reporting 1954...	55	55	...	17	17	...	36	36
47 1949...	108	108	...	59	59	...	47	47	...	1	1	...
48 acres 1954...	2,478	2,478	...	478	478	...	1,727	1,727
49 1949...	3,718	3,718	...	1,464	1,464	...	2,227	2,227	...	20	20	...
50 pounds 1954...	966,255	966,255	...	149,575	149,575	...	699,050	699,050
51 1949...	2,469,595	2,469,595	...	1,004,679	1,004,679	...	1,444,726	1,444,726	...	18,000	18,000	...
52 Horses and/or mules...multiple units reporting 1954...	236	236	...	98	98	...	114	114	...	2	2	...
53 1950...	383	381	2	196	196	...	161	159	2	7	7	...
54 number 1954...	836	836	...	320	320	...	446	446	...	12	12	...
55 1950...	1,774	1,762	12	782	782	...	829	817	12	60	60	...
56 Landlord-tenant operations containing multiple units:												
57 All subunits including home farm.....number 1954...	1,484	1,482	2	630	628	2	659	659	...	23	23	...
58 1950...	1,786	1,779	7	907	907	...	703	696	7	51	51	...
59 Land in all subunits including												
60 home farm.....acres 1954...	540,484	540,444	40	206,262	206,222	40	283,909	283,909	...	6,596	6,596	...
61 1950...	613,063	612,540	523	221,733	221,733	...	317,468	316,945	523	32,184	32,184	...
62 Owned by operator of multiple unit...acres 1954...	375,141	375,101	40	206,262	206,222	40	163,524	163,524	...	5,355	5,355	...
63 1950...	394,852	394,751	101	221,733	221,733	...	152,592	152,491	101	20,527	20,527	...
64 Rented by operator of multiple												
65 unit.....acres 1954...	165,343	165,343	120,385	120,385	...	1,241	1,241	...
66 1950...	218,211	217,789	422	164,876	164,454	422	11,657	11,657	...
67 Subunits not included in multiple												
68 units.....operators reporting 1954...	124	124	...	62	62	...	55	55	...	1	1	...
69 1950...	180	179	1	95	95	...	73	72	1	5	5	...
70 number 1954...	217	217	...	103	103	...	106	106	...	2	2	...
71 1950...	356	353	3	176	176	...	140	137	3	23	23	...
72 Share tenants.....number 1954...	163	163	...	78	78	...	80	80
73 1950...	197	197	...	81	81	...	85	85	...	19	19	...
74 Other tenants, not croppers												
75 nor share tenants.....number 1954...	54	54	...	25	25	...	26	26	...	2	2	...
76 1950...	159	156	3	95	95	...	55	52	3	4	4	...
77 Land in subunits not included												
78 in multiple units.....acres 1954...	52,517	52,517	...	31,898	31,898	...	18,632	18,632	...	1,467	1,467	...
79 1950...	55,041	54,883	158	31,772	31,772	...	16,141	15,983	158	4,176	4,176	...

¹Data for 1950 do not include reports for Shelby County, which was included in the 1954 multiple-unit area. See text.

TENURE OF OPERATOR: CENSUSES OF 1954 AND 1950--Continued

Area 11--Continued			Area 12 ¹																
Color and tenure of operator--Con.			All operators						Color and tenure of operator										
Tenants			Full owners			Part owners			Managers			Tenants							
Total	White	Non-white	Total	White	Non-white	Total	White	Non-white	Total	White	Non-white	Total	White	Non-white	Total	White	Non-white		
70	70	...	863	767	96	526	453	73	306	285	21	1	1	...	30	28	2	1	
48	48	...	1,183	1,095	88	722	664	58	368	344	24	9	9	...	84	78	6	2	
166	166	...	2,029	1,814	215	1,204	1,047	157	742	688	54	18	18	...	65	61	4	3	
108	108	...	2,900	2,701	199	1,763	1,636	127	905	847	58	42	42	...	190	176	14	4	
70	70	...	830	738	92	501	432	69	300	279	21	1	1	...	28	26	2	5	
48	48	...	1,154	1,066	88	694	636	58	367	343	24	9	9	...	84	78	6	6	
96	96	...	1,199	1,076	123	703	615	88	442	409	33	17	17	...	37	35	2	7	
60	60	...	1,746	1,635	111	1,069	1,000	69	538	504	34	33	33	...	106	98	8	8	
43,197	43,197	...	473,048	453,361	19,687	249,819	237,233	12,586	202,548	195,814	6,734	5,387	5,387	...	15,294	14,927	367	9	
38,726	38,726	...	644,924	624,583	20,341	332,755	319,910	12,845	243,899	237,455	6,444	37,371	37,371	...	30,899	29,847	1,052	10	
38,805	38,805	...	427,399	410,571	16,828	221,603	210,837	10,766	187,422	181,576	5,846	4,537	4,537	...	13,837	13,621	216	11	
35,708	35,708	...	573,779	556,432	17,347	286,804	275,671	11,133	223,481	217,985	5,496	35,959	35,959	...	27,535	26,817	718	12	
4,392	4,392	...	45,649	42,790	2,859	28,216	26,396	1,820	15,126	14,238	888	850	850	...	1,457	1,306	151	13	
3,018	3,018	...	71,145	68,151	2,994	45,951	44,239	1,712	20,418	19,470	948	1,412	1,412	...	3,364	3,030	334	14	
24,383	24,383	...	78,435	74,576	3,859	34,523	32,358	2,165	39,461	37,960	1,501	721	721	...	3,730	3,537	193	15	
14,927	14,927	...	119,974	114,909	5,065	57,236	54,366	2,870	49,555	47,803	1,752	2,158	2,158	...	11,025	10,582	443	16	
41	41	...	692	610	82	402	342	60	261	241	20	1	1	...	28	26	2	17	
38	38	...	955	875	80	590	538	52	299	276	23	7	7	...	59	54	5	18	
68	68	...	1,122	986	136	615	521	94	445	406	39	17	17	...	45	42	3	19	
50	50	...	1,655	1,513	142	994	909	85	534	488	46	29	29	...	98	87	11	20	
2,015	2,015	...	17,551	16,418	1,133	7,851	7,234	617	8,705	8,250	455	170	170	...	825	764	61	21	
954	954	...	21,690	20,468	1,222	11,717	11,039	678	7,814	7,361	453	460	460	...	1,699	1,608	91	22	
38,412	38,412	...	242,197	232,256	9,941	112,192	107,872	4,320	119,651	114,423	5,228	1,320	1,320	...	9,034	8,641	393	23	
15,204	15,204	...	434,917	415,974	18,943	230,107	219,599	10,508	168,527	161,257	7,270	8,615	8,615	...	27,668	26,503	1,165	24	
62	62	...	687	600	87	394	330	64	268	247	21	1	1	...	24	22	2	25	
39	39	...	1,000	921	79	597	548	49	327	303	24	7	7	...	69	63	6	26	
121	121	...	1,151	1,005	146	600	501	99	493	449	44	17	17	...	41	38	3	27	
66	66	...	1,893	1,754	139	1,064	985	79	657	609	48	32	32	...	140	128	12	28	
7,563	7,563	...	29,356	27,943	1,413	11,565	10,769	796	15,812	15,255	557	411	411	...	1,568	1,508	60	29	
4,326	4,326	...	63,045	60,797	2,248	28,377	27,304	1,073	26,226	25,288	938	1,194	1,194	...	7,248	7,011	237	30	
4,706	4,706	...	9,593	9,303	290	3,957	3,796	161	5,051	4,928	123	50	50	...	535	529	6	31	
3,022	3,022	...	25,075	24,219	856	11,495	11,131	364	10,386	9,966	420	384	384	...	2,810	2,738	72	32	
...	33
...	34
...	35
...	36
...	37
...	38
...	39
...	40
2	2	...	76	63	13	41	30	11	31	29	2	4	4	...	41	
1	1	...	101	88	13	63	51	12	31	31	...	2	2	...	5	4	1	42	
2	2	...	94	78	16	45	33	12	44	40	4	5	5	...	43	
1	1	...	137	120	17	82	67	15	45	45	...	3	3	...	7	5	2	44	
273	273	...	1,335	1,197	138	311	200	111	847	820	27	177	177	...	45	
7	7	...	2,117	2,073	44	659	632	27	1,368	1,368	...	42	42	...	48	31	17	46	
117,630	117,630	...	404,671	366,781	37,890	91,646	58,956	32,690	286,525	281,325	5,200	26,500	26,500	...	47	
2,190	2,190	...	1,600,269	1,582,383	17,886	396,922	388,666	8,256	1,134,440	1,134,440	...	9,500	9,500	...	59,407	49,777	9,630	48	
22	22	...	686	603	83	413	351	62	251	231	20	1	1	...	21	20	1	49	
19	19	...	1,005	927	78	611	561	50	316	293	23	9	9	...	69	64	5	50	
58	58	...	2,544	2,285	259	1,369	1,189	180	1,076	1,000	76	50	50	...	49	46	3	51	
103	103	...	5,075	4,752	323	2,927	2,734	193	1,697	1,587	110	137	137	...	314	294	20	52	
172	172	...	2,498	2,238	260	1,505	1,321	184	897	825	72	18	18	...	78	74	4	53	
125	125	...	3,922	3,655	267	2,433	2,257	176	1,175	1,099	76	94	94	...	220	205	15	54	
43,717	43,717	...	499,749	479,009	20,740	266,634	253,660	12,974	212,076	204,677	7,399	5,387	5,387	...	15,652	15,285	367	55	
41,678	41,678	...	710,157	688,195	21,962	377,825	364,135	13,690	258,375	251,175	7,200	39,471	39,471	...	34,486	33,414	1,072	56	
...	389,799	373,074	16,725	266,634	253,660	12,974	117,778	114,027	3,751	5,387	5,387	57	
...	559,803	543,487	16,316	377,825	364,135	13,690	148,247	145,621	2,626	33,731	33,731	58	
43,717	43,717	...	109,950	105,935	4,015	94,298	90,650	3,648	15,652	15,285	367	59	
41,678	41,678	...	150,354	144,708	5,646	110,128	105,554	4,574	5,740	5,740	...	34,486	33,414	1,072	60	
6	6	...	244	217	27	148	128	20	88	81	7	8	8	...	61	
7	7	...	403	368	35	258	235	23	125	114	11	5	5	...	15	14	1	62	
6	6	...	469	424	45	301	274	27	155	137	18	13	13	...	63	
17	17	...	1,022	954	68	670	621	49	270	252	18	52	52	...	30	29	1	64	
5	5	...	244	218	26	142	129	13	95	82	13	7	7	...	65	
12	12	...	542	496	46	334	302	32	144	131	13	41	41	...	23	22	1	66	
1	1	...	225	206	19	159	145	14	60	55	5	6	6	...	67	
5	5	...	480	458	22	336	319	17	126	121	5	11	11	...	7	7	...	68	
520	520	...	26,701	25,648	1,053	16,815	16,427	388	9,528	8,863	665	358				

MULTIPLE-UNIT OPERATIONS

Economic Area Table 2.—MULTIPLE-UNIT OPERATIONS, BY COLOR AND

Item (For definitions and explanations, see text)	Areas 14, G, and H ¹											
	All operators			Color and tenure of operator								
	Total	White	Non-white	Full owners			Part owners			Managers		
				Total	White	Non-white	Total	White	Non-white	Total	White	Non-white
1 Multiple-unit operations.....number 1954...	423	401	22	193	182	11	193	183	10	6	6	...
2 1950...	441	414	27	201	186	15	177	167	10	9	9	...
3 Subunits in multiple-unit operations.....total number 1954...	1,136	1,083	53	464	439	25	528	502	26	64	64	...
4 1950...	1,276	1,217	59	513	478	35	537	517	20	88	88	...
5 Home farms.....number 1954...	407	385	22	179	168	11	193	183	10	6	6	...
6 1950...	418	391	27	179	164	15	176	166	10	9	9	...
7 Cropper farms.....number 1954...	729	698	31	285	271	14	335	319	16	58	58	...
8 1950...	858	826	32	334	314	20	361	351	10	79	79	...
9 Land in multiple-unit operations...total acres 1954...	389,371	383,021	6,350	78,863	76,375	2,488	275,338	271,552	3,786	22,595	22,595	...
10 1950...	443,563	438,344	5,219	116,216	112,338	3,878	264,439	263,282	1,157	43,879	43,879	...
11 Home farms.....acres 1954...	348,722	343,446	5,276	60,615	58,544	2,071	258,039	254,893	3,146	20,099	20,099	...
12 1950...	400,943	396,467	4,476	97,274	93,968	3,306	248,880	247,881	999	40,623	40,623	...
13 Cropper farms.....acres 1954...	40,649	39,575	1,074	18,248	17,831	417	17,299	16,659	640	2,496	2,496	...
14 1950...	42,620	41,877	743	18,942	18,370	572	15,559	15,401	158	3,256	3,256	...
15 Cropland harvested.....total acres 1954...	83,755	81,616	2,139	22,005	21,385	620	49,885	48,431	1,454	5,221	5,221	...
16 1949...	86,760	84,773	1,987	25,956	24,608	1,348	42,911	42,361	550	8,934	8,934	...
17 Corn harvested for grain.....multiple units reporting 1954...	341	320	21	157	146	11	154	145	9	5	5	...
18 1949...	334	313	21	168	156	12	121	112	9	9	9	...
19 subunits reporting 1954...	667	629	38	273	254	19	298	281	17	48	48	...
20 1949...	731	701	30	316	299	17	265	252	13	75	75	...
21 acres 1954...	11,036	10,472	564	4,006	3,749	257	5,892	5,599	293	499	499	...
22 1949...	11,342	10,977	365	4,610	4,380	230	4,478	4,343	135	1,063	1,063	...
23 bushels 1954...	286,901	268,874	18,027	98,781	93,169	5,612	155,735	143,520	12,215	15,649	15,649	...
24 1949...	250,358	245,413	4,945	110,434	107,079	3,355	86,657	85,067	1,590	24,877	24,877	...
25 Cotton harvested.....multiple units reporting 1954...	350	330	20	160	151	9	158	148	10	5	5	...
26 1949...	393	369	24	180	165	14	155	146	9	9	9	...
27 subunits reporting 1954...	807	765	42	296	279	17	389	366	23	58	58	...
28 1949...	966	921	45	376	350	26	398	381	17	79	79	...
29 acres 1954...	28,646	27,710	936	8,231	7,956	275	15,036	14,423	613	2,397	2,397	...
30 1949...	36,529	37,528	1,001	12,991	12,349	642	17,181	16,852	329	3,596	3,596	...
31 bales 1954...	21,212	20,527	685	5,759	5,575	184	11,097	10,625	472	2,238	2,238	...
32 1949...	24,056	23,572	484	8,236	7,939	297	9,917	9,737	180	2,916	2,916	...
33 Rice harvested.....multiple units reporting 1954...	39	39	...	8	8	...	27	27
34 1949...	17	17	...	3	3	...	14	14
35 subunits reporting 1954...	63	63	...	14	14	...	39	39
36 1949...	22	22	...	5	5	...	17	17
37 acres 1954...	15,989	15,989	...	2,903	2,903	...	11,598	11,598
38 1949...	7,999	7,999	...	1,942	1,942	...	6,057	6,057
39 162-lb. bbl. 1954...	268,355	268,355	...	41,501	41,501	...	202,168	202,168
40 1949...	109,902	109,902	...	31,938	31,938	...	77,964	77,964
41 Peanuts harvested for picking or threshing.....multiple units reporting 1954...	12	11	1	5	4	1	6	6
42 1949...	9	9	...	4	4	...	4	4
43 subunits reporting 1954...	18	17	1	6	5	1	11	11
44 1949...	9	9	...	4	4	...	4	4
45 acres 1954...	458	456	2	49	47	2	349	349
46 1949...	210	210	...	74	74	...	129	129
47 pounds 1954...	225,237	224,837	400	18,037	17,637	400	175,200	175,200
48 1949...	72,100	72,100	...	22,300	22,300	...	42,800	42,800
49 Horses and/or mules....multiple units reporting 1954...	261	244	17	107	98	9	140	132	8	6	6	...
50 1950...	289	267	22	129	118	11	121	111	10	8	8	...
51 number 1954...	1,337	1,299	38	428	408	20	770	752	18	120	120	...
52 1950...	2,154	2,065	89	875	825	50	906	872	34	260	260	...
53 Landlord-tenant operations containing multiple units: All subunits including home farm.....number 1954...	1,559	1,495	64	612	579	33	740	711	29	115	115	...
54 1950...	1,841	1,767	74	780	738	42	794	768	26	108	108	...
55 Land in all subunits including home farm.....acres 1954...	433,719	426,169	7,550	89,904	86,344	3,560	301,704	297,790	3,914	25,158	25,158	...
56 1950...	516,723	511,030	5,693	136,522	132,482	4,040	306,354	304,931	1,423	46,882	46,882	...
57 Owned by operator of multiple unit.....acres 1954...	282,378	276,200	6,178	89,904	86,344	3,560	168,951	166,333	2,618	23,523	23,523	...
58 1950...	351,061	346,412	4,649	136,522	132,482	4,040	170,312	169,703	609	44,227	44,227	...
59 Rented by operator of multiple unit.....acres 1954...	151,341	149,969	1,372	132,753	131,457	1,296	1,635	1,635	...
60 1950...	165,662	164,618	1,044	136,042	135,228	814	2,655	2,655	...
61 Subunits not included in multiple units.....operators reporting 1954...	161	154	7	73	69	4	76	73	3	4	4	...
62 1950...	183	173	10	82	77	5	83	80	3	6	6	...
63 number 1954...	423	412	11	148	140	8	212	209	3	51	51	...
64 1950...	565	550	15	267	260	7	257	251	6	20	20	...
65 Share tenants.....number 1954...	312	305	7	94	90	4	174	171	3	37	37	...
66 1950...	294	285	9	112	109	3	156	152	4	13	13	...
67 Other tenants, not croppers nor share tenants.....number 1954...	111	107	4	54	50	4	38	38	...	14	14	...
68 1950...	271	265	6	155	151	4	101	99	2	7	7	...
69 Land in subunits not included in multiple units.....acres 1954...	44,348	43,148	1,200	11,041	9,969	1,072	26,366	26,238	128	2,563	2,563	...
70 1950...	73,160	72,686	474	20,306	20,144	162	41,915	41,649	266	3,003	3,003	...

¹Data for 1950 do not include reports for Harris, Jefferson, Liberty, and Orange Counties which were included in the 1954 multiple-unit area. See text.

TENURE OF OPERATOR: CENSUSES OF 1954 AND 1950—Continued

Areas 14, G, and H ¹ —Con.			Area 15														
Color and tenure of operator—Con.			All operators			Color and tenure of operator											
Tenants						Full owners			Part owners			Managers			Tenants		
Total	White	Non-white	Total	White	Non-white	Total	White	Non-white	Total	White	Non-white	Total	White	Non-white	Total	White	Non-white
31	30	1	17	17	...	6	6	...	11	11
54	52	2	58	58	...	29	29	...	25	25	...	1	1	...	3	3	...
80	78	2	37	37	...	13	13	...	24	24
138	134	4	133	133	...	64	64	...	59	59	...	2	2	...	8	8	...
29	28	1	17	17	...	6	6	...	11	11
54	52	2	56	56	...	28	28	...	24	24	...	1	1	...	3	3	...
51	50	1	20	20	...	7	7	...	13	13
84	82	2	77	77	...	36	36	...	35	35	...	1	1	...	5	5	...
12,575	12,499	76	15,950	15,950	...	1,366	1,366	...	14,584	14,584
19,029	18,845	184	22,693	22,693	...	9,642	9,642	...	9,831	9,831	...	1,100	1,100	...	2,120	2,120	...
9,969	9,910	59	12,792	12,792	...	443	443	...	12,349	12,349
14,166	13,995	171	18,567	18,567	...	7,583	7,583	...	7,894	7,894	...	1,030	1,030	...	2,060	2,060	...
2,606	2,589	17	3,158	3,158	...	923	923	...	2,235	2,235
4,863	4,850	13	4,126	4,126	...	2,059	2,059	...	1,937	1,937	...	70	70	...	60	60	...
6,644	6,579	65	8,206	8,206	...	939	939	...	7,267	7,267
8,959	8,870	89	14,027	14,027	...	3,486	3,486	...	8,226	8,226	...	195	195	...	2,120	2,120	...
25	24	1	4	4	...	1	1	...	3	3
36	36	...	10	10	...	6	6	...	4	4
48	46	2	5	5	...	1	1	...	4	4
75	75	...	13	13	...	9	9	...	4	4
639	625	14	62	62	...	30	30	...	32	32
1,191	1,191	...	158	158	...	85	85	...	73	73
16,736	16,536	200	1,875	1,875	...	750	750	...	1,125	1,125
28,390	28,390	...	3,125	3,125	...	1,605	1,605	...	1,520	1,520
27	26	1	17	17	...	6	6	...	11	11
49	48	1	52	52	...	23	23	...	25	25	...	1	1	...	3	3	...
64	62	2	33	33	...	11	11	...	22	22
113	111	2	100	100	...	41	41	...	50	50	...	1	1	...	8	8	...
2,982	2,934	48	4,886	4,886	...	695	695	...	4,191	4,191
4,761	4,731	30	10,769	10,769	...	2,408	2,408	...	6,486	6,486	...	40	40	...	1,835	1,835	...
2,118	2,009	29	4,069	4,069	...	602	602	...	3,467	3,467
2,987	2,980	7	9,087	9,087	...	1,762	1,762	...	6,001	6,001	...	20	20	...	1,304	1,304	...
4	4
10	10
1,488	1,488
24,686	24,686
1	1
1	1
1	1
1	1
60	60
7	7
32,000	32,000
7,000	7,000
8	8	...	8	8	...	1	1	...	7	7
31	30	1	26	26	...	13	13	...	11	11	...	1	1	...	1	1	...
19	19	...	19	19	...	1	1	...	18	18
113	108	5	72	72	...	29	29	...	36	36	...	5	5	...	2	2	...
92	90	2	42	42	...	14	14	...	28	28
159	153	6	174	174	...	76	76	...	86	86	...	2	2	...	10	10	...
16,953	16,877	76	18,510	18,510	...	1,766	1,766	...	16,744	16,744
26,965	26,735	230	25,257	25,257	...	10,524	10,524	...	11,493	11,493	...	1,100	1,100	...	2,140	2,140	...
...	10,566	10,566	...	1,766	1,766	...	8,800	8,800
...	17,019	17,019	...	10,524	10,524	...	6,495	6,495
16,953	16,877	76	7,944	7,944	7,944	7,944
26,965	26,735	230	8,238	8,238	4,998	4,998	...	1,100	1,100	...	2,140	2,140	...
8	8	...	3	3	...	1	1	...	2	2
12	10	2	19	19	...	8	8	...	10	10	1	1	...
12	12	...	5	5	...	1	1	...	4	4
21	19	2	41	41	...	12	12	...	27	27	2	2	...
7	7	...	4	4	...	1	1	...	3	3
13	11	2	30	30	...	6	6	...	22	22	2	2	...
5	5	...	1	1	1	1
8	8	...	11	11	...	6	6	...	5	5
4,378	4,378	...	2,560	2,560	...	400	400	...	2,160	2,160
7,936	7,890	46	2,564	2,564	...	882	882	...	1,662	1,662	20	20	...

MULTIPLE-UNIT OPERATIONS

Economic Area Table 3.—MULTIPLE-UNIT OPERATIONS, BY TYPE OF FARM: CENSUSES OF 1954 AND 1950

Item (For definitions and explanations, see text)	Total, selected areas ¹						
	Type of farm						
	Total	Cotton	Rice	Peanut	Cotton and rice	Cotton and peanut	Miscellaneous
1 Multiple-unit operations.....number 1954...	5,090	4,268	28	44	11	131	608
2 1950...	6,122	5,065	12	84	5	139	817
3 Subunits in multiple-unit operations.....total number 1954...	12,856	11,023	72	94	33	303	1,331
4 1950...	16,026	13,652	21	188	16	370	1,779
5 Home farms.....number 1954...	4,928	4,131	27	44	11	125	590
6 1950...	5,888	4,852	12	84	5	136	799
7 Cropper farms.....number 1954...	7,928	6,892	45	50	22	178	741
8 1950...	10,138	8,800	9	104	11	234	980
9 Land in multiple-unit operations....total acres 1954...	3,263,502	2,596,704	58,795	35,710	22,311	100,041	449,941
10 1950...	3,637,500	2,798,733	34,128	47,975	10,800	116,317	629,547
11 Home farms.....acres 1954...	2,844,592	2,241,446	51,751	32,715	21,057	90,810	406,813
12 1950...	3,100,442	2,356,821	30,792	40,559	10,053	101,176	561,041
13 Cropper farms.....acres 1954...	418,910	355,258	7,044	2,995	1,254	9,231	43,128
14 1950...	537,058	441,912	3,336	7,416	747	15,141	68,506
15 Cropland harvested.....total acres 1954...	1,072,742	951,516	14,367	4,706	6,700	18,760	76,693
16 1949...	1,202,014	1,053,394	7,639	11,038	2,937	21,848	105,158
17 Corn harvested for grain.....multiple units reporting 1954...	4,007	3,514	5	22	9	113	344
18 1949...	4,827	4,148	5	70	3	130	471
19 subunits reporting 1954...	7,099	6,390	7	33	18	170	481
20 1949...	8,576	7,561	5	103	4	236	667
21 acres 1954...	164,240	148,413	115	745	225	3,518	11,224
22 1949...	170,070	149,817	101	2,063	129	4,141	13,819
23 bushels 1954...	2,964,899	2,683,119	2,169	14,594	5,490	61,150	198,377
24 1949...	3,635,385	3,246,743	2,645	36,164	1,506	78,623	269,704
25 Cotton harvested.....multiple units reporting 1954...	4,512	4,268	1	1	11	131	100
26 1949...	5,338	5,065	6	1	5	139	122
27 subunits reporting 1954...	9,326	8,954	1	1	30	200	140
28 1949...	11,798	11,367	5	1	11	265	149
29 acres 1954...	446,936	437,539	20	4	2,197	4,800	2,376
30 1949...	650,871	639,836	185	4	1,006	7,034	2,806
31 bales 1954...	174,483	170,541	10	1	1,481	1,583	867
32 1949...	301,052	295,003	138	4	510	3,275	2,122
33 Rice harvested.....multiple units reporting 1954...	39	...	28	...	11
34 1949...	17	...	12	...	5
35 subunits reporting 1954...	63	...	50	...	13
36 1949...	22	...	16	...	6
37 acres 1954...	15,989	...	12,459	...	3,530
38 1949...	7,999	...	6,405	...	1,594
39 162-lb. bbl. 1954...	268,355	...	210,160	...	58,195
40 1949...	109,902	...	89,744	...	20,158
41 Peanuts harvested for picking or threshing.....multiple units reporting 1954...	196	11	...	44	...	131	10
42 1949...	284	41	...	84	...	139	20
43 subunits reporting 1954...	293	11	...	61	...	168	13
44 1949...	380	45	...	119	...	194	22
45 acres 1954...	5,822	22	...	1,600	...	4,135	65
46 1949...	8,507	179	...	4,002	...	4,064	262
47 pounds 1954...	2,215,155	7,510	...	626,479	...	1,555,726	25,440
48 1949...	5,747,768	97,735	...	3,004,700	...	2,425,275	220,058
49 Horses and/or mules....multiple units reporting 1954...	2,617	2,093	25	31	7	96	365
50 1950...	3,782	3,080	8	66	5	111	512
51 number 1954...	9,680	7,786	174	98	36	328	1,258
52 1950...	19,004	15,533	57	269	24	707	2,414
53 Landlord-tenant operations containing multiple units: All subunits including home farm.....number 1954...	15,565	13,149	112	121	42	361	1,780
54 1950...	20,473	17,125	29	241	21	564	2,493
55 Land in all subunits including home farm.....acres 1954...	3,560,828	2,807,188	68,049	38,324	23,050	104,578	519,639
56 1950...	4,095,373	3,138,703	35,847	56,323	11,374	129,168	723,958
57 Owned by operator of multiple unit..acres 1954...	2,466,118	1,908,094	41,560	24,557	12,131	64,027	415,749
58 1950...	2,853,170	2,163,105	24,532	43,992	3,190	107,081	511,270
59 Rented by operator of multiple unit.....acres 1954...	1,094,710	899,094	26,489	13,767	10,919	40,551	103,890
60 1950...	1,242,203	975,598	11,315	12,331	8,184	22,087	212,688
61 Subunits not included in multiple units.....operators reporting 1954...	1,243	991	14	11	4	31	192
62 1950...	1,944	1,541	3	32	3	55	310
63 number 1954...	2,709	2,126	40	27	9	58	449
64 1950...	4,447	3,473	8	53	5	194	714
65 Share tenants.....number 1954...	1,883	1,494	20	20	8	39	302
66 1950...	2,537	2,055	2	24	3	109	344
67 Other tenants, not croppers nor share tenants.....number 1954...	826	632	20	7	1	19	147
68 1950...	1,910	1,418	6	29	2	85	370
69 Land in subunits not included in multiple units.....acres 1954...	297,326	210,484	9,254	2,614	739	4,537	69,698
70 1950...	457,873	339,970	1,719	8,348	574	12,851	94,411

¹Data for 1950 do not include reports for Harris, Jefferson, Liberty, Orange, and Shelby Counties which were included in the 1954 multiple-unit area. See text.

Economic Area Table 3.—MULTIPLE-UNIT OPERATIONS, BY TYPE OF FARM: CENSUSES OF 1954 AND 1950—Continued

Item (For definitions and explanations, see text)	Areas B, C, D, and E						
	Type of farm						
	Total	Cotton	Rice	Peanut	Cotton and rice	Cotton and peanut	Miscellaneous
1 Multiple-unit operations.....number 1954...	2,253	2,095	...	3	...	16	139
2 1950...	2,778	2,545	...	5	...	28	200
3 Subunits in multiple-unit operations.....total number 1954...	5,610	5,267	...	7	...	34	302
4 1950...	7,131	6,620	...	14	...	73	424
5 Home farms.....number 1954...	2,170	2,022	...	3	...	13	132
6 1950...	2,665	2,439	...	5	...	28	193
7 Cropper farms.....number 1954...	3,440	3,245	...	4	...	21	170
8 1950...	4,466	4,181	...	9	...	45	231
9 Land in multiple-unit operations....total acres 1954...	1,149,940	1,053,472	...	1,273	...	13,062	82,133
10 1950...	1,220,459	1,110,703	...	2,312	...	16,392	91,052
11 Home farms.....acres 1954...	958,644	878,111	...	991	...	10,581	68,961
12 1950...	971,258	879,578	...	1,785	...	13,510	76,385
13 Cropper farms.....acres 1954...	191,296	175,361	...	282	...	2,481	13,172
14 1950...	249,201	231,125	...	527	...	2,882	14,667
15 Cropland harvested.....total acres 1954...	564,387	538,503	...	347	...	2,574	22,963
16 1949...	635,334	598,823	...	674	...	5,792	30,045
17 Corn harvested for grain.....multiple units reporting 1954...	1,739	1,659	...	1	...	15	64
18 1949...	2,180	2,057	...	5	...	26	92
19 subunits reporting 1954...	2,982	2,877	...	1	...	24	80
20 1949...	3,682	3,508	...	9	...	43	122
21 acres 1954...	81,481	78,952	...	25	...	664	1,840
22 1949...	83,443	78,729	...	180	...	1,037	3,497
23 bushels 1954...	1,436,944	1,389,689	...	400	...	9,937	36,918
24 1949...	1,860,551	1,763,562	...	4,645	...	25,166	67,178
25 Cotton harvested.....multiple units reporting 1954...	2,139	2,095	16	28
26 1949...	2,605	2,545	28	32
27 subunits reporting 1954...	4,611	4,549	23	39
28 1949...	5,844	5,747	56	41
29 acres 1954...	262,698	261,275	718	705
30 1949...	395,687	392,579	2,124	984
31 bales 1954...	76,097	75,642	233	222
32 1949...	161,106	159,225	793	1,088
33 Rice harvested.....multiple units reporting 1954...
34 1949...
35 subunits reporting 1954...
36 1949...
37 acres 1954...
38 1949...
39 162-lb. bbl. 1954...
40 1949...
41 Peanuts harvested for picking or threshing.....multiple units reporting 1954...	22	1	...	3	...	16	2
42 1949...	39	5	...	5	...	28	1
43 subunits reporting 1954...	28	1	...	5	...	20	2
44 1949...	51	6	...	6	...	38	1
45 acres 1954...	554	2	...	91	...	441	20
46 1949...	1,185	98	...	102	...	984	1
47 pounds 1954...	145,526	200	...	32,280	...	102,846	10,200
48 1949...	828,922	33,300	...	69,200	...	726,222	200
49 Horses and/or mules....multiple units reporting 1954...	746	679	...	2	...	5	60
50 1950...	1,266	1,167	...	3	...	17	79
51 number 1954...	2,188	2,004	...	4	...	12	168
52 1950...	4,892	4,432	...	8	...	98	354
53 Landlord-tenant operations containing multiple units: All subunits including home farm.....number 1954...	6,623	6,148	...	8	...	42	425
54 1950...	8,728	7,993	...	15	...	126	594
55 Land in all subunits including home farm.....acres 1954...	1,269,859	1,154,343	...	1,373	...	13,441	100,702
56 1950...	1,393,402	1,261,233	...	2,337	...	23,114	106,718
57 Owned by operator of multiple unit..acres 1954...	790,907	697,798	...	933	...	9,090	83,086
58 1950...	902,490	807,850	...	2,076	...	20,288	72,276
59 Rented by operator of multiple unit.....acres 1954...	478,952	456,545	...	440	...	4,351	17,616
60 1950...	490,912	453,383	...	261	...	2,826	34,442
61 Subunits not included in multiple units.....operators reporting 1954...	453	405	...	1	...	3	44
62 1950...	790	697	...	1	...	14	78
63 number 1954...	1,013	881	...	1	...	8	123
64 1950...	1,597	1,373	...	1	...	53	170
65 Share tenants.....number 1954...	725	624	8	93
66 1950...	1,063	917	39	107
67 Other tenants, not croppers nor share tenants.....number 1954...	288	257	...	1	30
68 1950...	534	456	...	1	...	14	63
69 Land in subunits not included in multiple units.....acres 1954...	119,919	100,871	...	100	...	379	18,569
70 1950...	172,943	150,530	...	25	...	6,722	15,666

MULTIPLE-UNIT OPERATIONS

Economic Area Table 3.—MULTIPLE-UNIT OPERATIONS, BY TYPE OF FARM: CENSUSES OF 1954 AND 1950—Continued

Item (For definitions and explanations, see text)	Area 9						
	Type of farm						
	Total	Cotton	Rice	Peanut	Cotton and rice	Cotton and peanut	Miscellaneous
1 Multiple-unit operations.....number 1954...	372	298	...	5	...	22	47
2 1950...	431	329	...	10	...	16	76
3 Subunits in multiple-unit operations.....total number 1954...	1,259	1,098	...	12	...	48	101
4 1950...	1,593	1,362	...	21	...	40	170
5 Home farms.....number 1954...	363	291	...	5	...	22	45
6 1950...	413	313	...	10	...	15	75
7 Cropper farms.....number 1954...	896	807	...	7	...	26	56
8 1950...	1,180	1,049	...	11	...	25	95
9 Land in multiple-unit operations....total acres 1954...	433,870	348,984	...	6,567	...	22,615	55,704
10 1950...	425,226	316,638	...	6,877	...	15,566	86,145
11 Home farms.....acres 1954...	402,223	320,127	...	6,322	...	21,529	54,245
12 1950...	378,894	282,837	...	5,975	...	14,500	75,982
13 Cropper farms.....acres 1954...	31,647	28,857	...	245	...	1,086	1,459
14 1950...	46,332	33,801	...	902	...	1,066	10,563
15 Cropland harvested.....total acres 1954...	89,860	81,620	...	576	...	3,172	4,492
16 1949...	91,652	82,048	...	1,016	...	1,558	7,030
17 Corn harvested for grain.....multiple units reporting 1954...	317	256	...	4	...	19	38
18 1949...	332	258	...	8	...	15	51
19 subunits reporting 1954...	705	620	...	5	...	32	48
20 1949...	695	570	...	11	...	28	86
21 acres 1954...	14,828	12,887	...	104	...	653	1,184
22 1949...	11,710	9,725	...	198	...	387	1,400
23 bushels 1954...	308,606	265,477	...	3,598	...	15,900	23,631
24 1949...	239,907	201,615	...	5,322	...	6,740	26,230
25 Cotton harvested.....multiple units reporting 1954...	326	298	22	6
26 1949...	355	329	16	10
27 subunits reporting 1954...	939	897	34	8
28 1949...	1,222	1,187	24	11
29 acres 1954...	44,826	43,999	755	72
30 1949...	54,539	54,051	386	102
31 bales 1954...	26,379	26,132	223	24
32 1949...	35,006	34,786	176	44
33 Rice harvested.....multiple units reporting 1954...
34 1949...
35 subunits reporting 1954...
36 1949...
37 acres 1954...
38 1949...
39 162-lb. bbl. 1954...
40 1949...
41 Peanuts harvested for picking or threshing.....multiple units reporting 1954...	29	1	...	5	...	22	1
42 1949...	36	4	...	10	...	16	6
43 subunits reporting 1954...	37	1	...	7	...	27	2
44 1949...	48	4	...	13	...	24	7
45 acres 1954...	618	6	...	168	...	440	4
46 1949...	809	8	...	356	...	375	70
47 pounds 1954...	367,806	2,800	...	123,245	...	237,761	4,000
48 1949...	532,699	6,170	...	249,019	...	204,790	72,720
49 Horses and/or mules....multiple units reporting 1954...	303	248	...	4	...	19	32
50 1950...	349	263	...	9	...	13	64
51 number 1954...	1,623	1,377	...	21	...	87	138
52 1950...	2,743	2,233	...	44	...	85	381
53 Landlord-tenant operations containing multiple units: All subunits including home farm.....number 1954...	1,583	1,347	...	14	...	62	160
54 1950...	2,052	1,742	...	28	...	53	229
55 Land in all subunits including home farm.....acres 1954...	460,687	370,550	...	6,594	...	23,906	59,637
56 1950...	472,060	342,212	...	7,042	...	15,874	106,932
57 Owned by operator of multiple unit..acres 1954...	343,470	272,391	...	2,734	...	18,445	49,900
58 1950...	354,859	245,794	...	5,239	...	14,921	88,905
59 Rented by operator of multiple unit.....acres 1954...	117,217	98,159	...	3,860	...	5,461	9,737
60 1950...	117,201	96,418	...	1,803	...	953	18,027
61 Subunits not included in multiple units.....operators reporting 1954...	119	94	...	1	...	8	16
62 1950...	183	138	...	5	...	6	34
63 number 1954...	324	249	...	2	...	14	59
64 1950...	459	380	...	7	...	13	59
65 Share tenants.....number 1954...	253	194	...	2	...	6	51
66 1950...	248	217	...	4	...	8	19
67 Other tenants, not croppers nor share tenants.....number 1954...	71	55	8	8
68 1950...	211	163	...	3	...	5	40
69 Land in subunits not included in multiple units.....acres 1954...	26,817	21,566	...	27	...	1,291	3,933
70 1950...	46,834	25,574	...	165	...	308	20,787

Economic Area Table 3.—MULTIPLE-UNIT OPERATIONS, BY TYPE OF FARM: CENSUSES OF 1954 AND 1950—Continued

Item (For definitions and explanations, see text)		Area 10						
		Type of farm						
		Total	Cotton	Rice	Peanut	Cotton and rice	Cotton and peanut	Miscellaneous
1	Multiple-unit operations.....number	1954... 633	1954... 522	...	1954... 7	...	1954... 8	1954... 96
2		1950... 618	1950... 491	...	1950... 6	...	1950... 11	1950... 110
3	Subunits in multiple-unit operations.....total number	1954... 1,518	1954... 1,283	...	1954... 15	...	1954... 18	1954... 202
4		1950... 1,563	1950... 1,289	...	1950... 12	...	1950... 24	1950... 238
5	Home farms.....number	1954... 620	1954... 510	...	1954... 7	...	1954... 8	1954... 95
6		1950... 595	1950... 471	...	1950... 6	...	1950... 11	1950... 107
7	Cropper farms.....number	1954... 898	1954... 773	...	1954... 8	...	1954... 10	1954... 107
8		1950... 968	1950... 818	...	1950... 6	...	1950... 13	1950... 131
9	Land in multiple-unit operations...total acres	1954... 313,356	1954... 246,238	...	1954... 3,868	...	1954... 5,580	1954... 57,670
10		1950... 322,613	1950... 242,905	...	1950... 3,017	...	1950... 6,481	1950... 70,210
11	Home farms.....acres	1954... 264,061	1954... 205,008	...	1954... 3,320	...	1954... 4,960	1954... 50,773
12		1950... 264,042	1950... 198,638	...	1950... 2,664	...	1950... 5,568	1950... 57,172
13	Cropper farms.....acres	1954... 49,295	1954... 41,230	...	1954... 548	...	1954... 620	1954... 6,897
14		1950... 58,571	1950... 44,267	...	1950... 353	...	1950... 913	1950... 13,038
15	Cropland harvested.....total acres	1954... 85,515	1954... 76,499	...	1954... 812	...	1954... 520	1954... 7,684
16		1949... 95,225	1949... 80,571	...	1949... 474	...	1949... 1,087	1949... 13,093
17	Corn harvested for grain.....multiple units reporting	1954... 554	1954... 494	...	1954... 1	...	1954... 6	1954... 53
18		1949... 539	1949... 462	...	1949... 5	...	1949... 10	1949... 62
19	subunits reporting	1954... 1,009	1954... 936	...	1954... 2	...	1954... 6	1954... 65
20		1949... 1,036	1949... 934	...	1949... 5	...	1949... 14	1949... 83
21	acres	1954... 22,845	1954... 20,538	...	1954... 50	...	1954... 103	1954... 2,154
22		1949... 22,542	1949... 19,951	...	1949... 126	...	1949... 221	1949... 2,244
23	bushels	1954... 449,650	1954... 415,159	...	1954... 400	...	1954... 980	1954... 33,111
24		1949... 489,284	1949... 437,662	...	1949... 2,040	...	1949... 3,460	1949... 46,122
25	Cotton harvested.....multiple units reporting	1954... 540	1954... 522	...	1954...	1954... 8	1954... 10
26		1949... 510	1949... 491	...	1949...	1949... 11	1949... 8
27	subunits reporting	1954... 961	1954... 941	...	1954...	1954... 9	1954... 11
28		1949... 1,037	1949... 1,012	...	1949...	1949... 17	1949... 8
29	acres	1954... 29,157	1954... 28,840	...	1954...	1954... 120	1954... 197
30		1949... 43,237	1949... 42,597	...	1949...	1949... 360	1949... 280
31	bales	1954... 10,104	1954... 9,991	...	1954...	1954... 38	1954... 75
32		1949... 20,618	1949... 20,327	...	1949...	1949... 163	1949... 128
33	Rice harvested.....multiple units reporting	1954... ..	1954...	1954...	1954... ..	1954... ..
34		1949... ..	1949...	1949...	1949... ..	1949... ..
35	subunits reporting	1954... ..	1954...	1954...	1954... ..	1954... ..
36		1949... ..	1949...	1949...	1949... ..	1949... ..
37	acres	1954... ..	1954...	1954...	1954... ..	1954... ..
38		1949... ..	1949...	1949...	1949... ..	1949... ..
39	162-lb. bbl.	1954... ..	1954...	1954...	1954... ..	1954... ..
40		1949... ..	1949...	1949...	1949... ..	1949... ..
41	Peanuts harvested for picking or threshing.....multiple units reporting	1954... 18	1954... 2	...	1954... 7	...	1954... 8	1954... 1
42		1949... 21	1949... 3	...	1949... 6	...	1949... 11	1949... 1
43	subunits reporting	1954... 21	1954... 2	...	1954... 9	...	1954... 9	1954... 1
44		1949... 27	1949... 3	...	1949... 7	...	1949... 16	1949... 1
45	acres	1954... 379	1954... 5	...	1954... 244	...	1954... 120	1954... 10
46		1949... 468	1949... 8	...	1949... 158	...	1949... 295	1949... 7
47	pounds	1954... 105,660	1954... 1,350	...	1954... 64,860	...	1954... 38,970	1954... 480
48		1949... 244,183	1949... 2,990	...	1949... 89,428	...	1949... 149,365	1949... 2,400
49	Horses and/or mules...multiple units reporting	1954... 377	1954... 315	...	1954... 7	...	1954... 6	1954... 49
50		1950... 464	1950... 374	...	1950... 6	...	1950... 8	1950... 76
51	number	1954... 1,133	1954... 945	...	1954... 17	...	1954... 14	1954... 157
52		1950... 2,294	1950... 1,910	...	1950... 19	...	1950... 41	1950... 324
53	Landlord-tenant operations containing multiple units:							
54	All subunits including home farm.....number	1954... 1,776	1954... 1,490	...	1954... 15	...	1954... 19	1954... 252
55		1950... 1,970	1950... 1,616	...	1950... 16	...	1950... 31	1950... 307
56	Land in all subunits including home farm.....acres	1954... 337,820	1954... 264,515	...	1954... 3,868	...	1954... 5,615	1954... 63,822
57		1950... 364,711	1950... 278,127	...	1950... 4,462	...	1950... 6,985	1950... 75,137
58	Owned by operator of multiple unit..acres	1954... 273,857	1954... 214,700	...	1954... 3,210	...	1954... 2,972	1954... 52,975
59		1950... 273,086	1950... 197,516	...	1950... 3,602	...	1950... 6,502	1950... 65,466
60	Rented by operator of multiple unit.....acres	1954... 63,963	1954... 49,815	...	1954... 658	...	1954... 2,643	1954... 10,847
61		1950... 91,625	1950... 80,611	...	1950... 860	...	1950... 483	1950... 9,671
62	Subunits not included in multiple units.....operators reporting	1954... 139	1954... 110	...	1954...	1954... 1	1954... 28
63		1950... 186	1950... 137	...	1950... 2	...	1950... 6	1950... 41
64	number	1954... 258	1954... 207	...	1954...	1954... 1	1954... 50
65		1950... 407	1950... 327	...	1950... 4	...	1950... 7	1950... 69
66	Share tenants.....number	1954... 182	1954... 149	...	1954...	1954... 1	1954... 32
67		1950... 163	1950... 131	...	1950... 1	...	1950... 2	1950... 29
68	Other tenants, not croppers nor share tenants.....number	1954... 76	1954... 58	...	1954...	1954... ..	1954... 18
69		1950... 244	1950... 196	...	1950... 3	...	1950... 5	1950... 40
70	Land in subunits not included in multiple units.....acres	1954... 24,464	1954... 18,277	...	1954...	1954... 35	1954... 6,152
		1950... 42,098	1950... 35,222	...	1950... 1,445	...	1950... 504	1950... 4,927

MULTIPLE-UNIT OPERATIONS

Economic Area Table 3.—MULTIPLE-UNIT OPERATIONS, BY TYPE OF FARM: CENSUSES OF 1954 AND 1950—Continued

Item (For definitions and explanations, see text)		Area 11						
		Type of farm						
		Total	Cotton	Rice	Peanut	Cotton and rice	Cotton and peanut	Miscellaneous
1	Multiple-unit operations.....number 1954...	529	403	...	16	...	23	87
2	1950...	613	362	...	49	...	24	178
3	Subunits in multiple-unit operations.....total number 1954...	1,267	982	...	34	...	46	205
4	1950...	1,430	872	...	113	...	53	392
5	Home farms.....number 1954...	521	396	...	16	...	23	86
6	1950...	587	340	...	49	...	23	175
7	Cropper farms.....number 1954...	746	586	...	18	...	23	119
8	1950...	843	532	...	64	...	30	217
9	Land in multiple-unit operations....total acres 1954...	487,967	329,497	...	13,010	...	26,687	118,773
10	1950...	558,022	308,048	...	31,261	...	15,643	203,070
11	Home farms.....acres 1954...	430,751	284,204	...	11,796	...	24,361	110,390
12	1950...	492,959	267,584	...	26,133	...	10,620	182,622
13	Cropper farms.....acres 1954...	57,216	45,293	...	1,214	...	2,326	8,383
14	1950...	65,063	40,464	...	5,128	...	5,023	14,448
15	Cropland harvested.....total acres 1954...	162,584	133,137	...	1,844	...	5,318	22,285
16	1949...	159,042	109,711	...	7,643	...	5,717	35,971
17	Corn harvested for grain.....multiple units reporting 1954...	360	296	...	6	...	15	43
18	1949...	477	301	...	39	...	22	115
19	subunits reporting 1954...	609	503	...	10	...	20	76
20	1949...	764	512	...	62	...	39	151
21	acres 1954...	16,437	13,465	...	216	...	490	2,266
22	1949...	19,185	12,675	...	1,345	...	1,199	3,966
23	bushels 1954...	238,726	186,265	...	2,176	...	5,660	44,625
24	1949...	357,243	241,929	...	20,169	...	18,344	76,801
25	Cotton harvested.....multiple units reporting 1954...	453	403	23	27
26	1949...	423	362	24	37
27	subunits reporting 1954...	824	746	33	45
28	1949...	736	657	36	43
29	acres 1954...	47,367	45,232	1,136	999
30	1949...	45,065	42,667	1,411	987
31	bales 1954...	27,029	26,278	371	380
32	1949...	26,104	24,765	731	608
33	Rice harvested.....multiple units reporting 1954...
34	1949...
35	subunits reporting 1954...
36	1949...
37	acres 1954...
38	1949...
39	162-lb. bbl. 1954...
40	1949...
41	Peanuts harvested for picking or threshing.....multiple units reporting 1954...	39	16	...	23	...
42	1949...	78	49	...	24	5
43	subunits reporting 1954...	55	23	...	32	...
44	1949...	108	71	...	32	5
45	acres 1954...	2,478	723	...	1,755	...
46	1949...	3,718	2,813	...	770	135
47	pounds 1954...	966,255	260,044	...	706,211	...
48	1949...	2,469,599	2,026,573	...	335,582	107,440
49	Horses and/or mules....multiple units reporting 1954...	236	162	...	11	...	15	48
50	1950...	383	217	...	38	...	16	112
51	number 1954...	836	561	...	35	...	55	185
52	1950...	1,774	966	...	154	...	61	593
53	Landlord-tenant operations containing multiple units:							
54	All subunits including home farm.....number 1954...	1,484	1,130	...	54	...	51	249
55	1950...	1,786	1,061	...	148	...	58	519
56	Land in all subunits including home farm.....acres 1954...	540,484	357,438	...	15,486	...	27,047	140,513
57	1950...	613,063	341,927	...	37,506	...	16,069	217,561
58	Owned by operator of multiple unit..acres 1954...	375,141	244,414	...	11,794	...	13,448	105,485
59	1950...	394,852	233,144	...	29,968	...	13,405	118,335
60	Rented by operator of multiple unit.....acres 1954...	165,343	113,024	...	3,692	...	13,599	35,028
61	1950...	218,211	108,783	...	7,538	...	2,664	99,226
62	Subunits not included in multiple units.....operators reporting 1954...	124	90	...	6	...	5	23
63	1950...	180	95	...	19	...	4	62
64	number 1954...	217	148	...	20	...	5	44
65	1950...	356	189	...	35	...	5	127
66	Share tenants.....number 1954...	163	117	...	17	...	3	26
67	1950...	197	110	...	18	...	2	67
68	Other tenants, not croppers nor share tenants.....number 1954...	54	31	...	3	...	2	18
69	1950...	159	79	...	17	...	3	60
70	Land in subunits not included in multiple units.....acres 1954...	52,517	27,941	...	2,476	...	360	21,740
	1950...	55,041	33,879	...	6,245	...	426	14,491

Economic Area Table 3.—MULTIPLE-UNIT OPERATIONS, BY TYPE OF FARM: CENSUSES OF 1954 AND 1950—Continued

Item (For definitions and explanations, see text)	Area 12 ¹						
	Type of farm						
	Total	Cotton	Rice	Peanut	Cotton and rice	Cotton and peanut	Miscellaneous
1 Multiple-unit operations.....number 1954...	863	612	...	9	...	55	187
2 1950...	1,183	932	...	14	...	54	183
3 Subunits in multiple-unit operations.....total number 1954...	2,029	1,465	...	18	...	136	410
4 1950...	2,900	2,331	...	28	...	148	393
5 Home farms.....number 1954...	830	589	...	9	...	52	180
6 1950...	1,154	905	...	14	...	53	182
7 Cropper farms.....number 1954...	1,199	876	...	9	...	84	230
8 1950...	1,746	1,426	...	14	...	95	211
9 Land in multiple-unit operations....total acres 1954...	473,048	359,634	...	3,082	...	26,904	83,428
10 1950...	644,924	528,509	...	4,508	...	37,308	74,599
11 Home farms.....acres 1954...	427,399	324,044	...	2,679	...	24,541	76,135
12 1950...	573,779	468,905	...	4,002	...	33,497	67,375
13 Cropper farms.....acres 1954...	45,649	35,590	...	403	...	2,363	7,293
14 1950...	71,145	59,604	...	506	...	3,811	7,224
15 Cropland harvested.....total acres 1954...	78,435	60,045	...	398	...	5,942	12,050
16 1949...	119,974	104,701	...	1,231	...	6,309	7,733
17 Corn harvested for grain.....multiple units reporting 1954...	692	519	...	6	...	51	116
18 1949...	955	774	...	13	...	51	117
19 subunits reporting 1954...	1,122	866	...	8	...	79	169
20 1949...	1,655	1,376	...	16	...	93	170
21 acres 1954...	17,551	13,350	...	109	...	1,232	2,860
22 1949...	21,690	18,842	...	4	...	214	1,598
23 bushels 1954...	242,197	180,562	...	1,335	...	20,533	39,767
24 1949...	434,917	380,443	...	3,988	...	19,133	31,353
25 Cotton harvested.....multiple units reporting 1954...	687	612	...	1	...	55	19
26 1949...	1,000	932	...	1	...	54	13
27 subunits reporting 1954...	1,151	1,038	...	1	...	88	24
28 1949...	1,893	1,767	...	1	...	107	18
29 acres 1954...	29,356	27,242	...	4	...	1,910	200
30 1949...	63,045	60,597	...	4	...	2,315	129
31 bales 1954...	9,593	8,894	...	1	...	641	57
32 1949...	25,075	23,882	...	4	...	1,124	65
33 Rice harvested.....multiple units reporting 1954...
34 1949...
35 subunits reporting 1954...
36 1949...
37 acres 1954...
38 1949...
39 162-lb. bbl. 1954...
40 1949...
41 Peanuts harvested for picking or threshing.....multiple units reporting 1954...	76	7	...	9	...	55	5
42 1949...	101	28	...	14	...	54	5
43 subunits reporting 1954...	94	7	...	10	...	71	6
44 1949...	137	31	...	22	...	78	6
45 acres 1954...	1,335	9	...	142	...	1,157	27
46 1949...	2,117	58	...	573	...	1,470	16
47 pounds 1954...	404,671	3,160	...	50,550	...	344,301	6,660
48 1949...	1,600,269	48,275	...	570,480	...	970,216	11,298
49 Horses and/or mules....multiple units reporting 1954...	686	501	...	3	...	45	137
50 1950...	1,005	799	...	10	...	51	145
51 number 1954...	2,544	1,990	...	5	...	142	407
52 1950...	5,075	4,232	...	44	...	287	512
53 Landlord-tenant operations containing multiple units:							
54 All subunits including home farm.....number 1954...	2,498	1,823	...	22	...	159	494
55 1950...	3,922	3,125	...	34	...	190	573
56 Land in all subunits including home farm.....acres 1954...	499,749	379,572	...	3,093	...	28,590	88,494
57 1950...	710,157	577,491	...	4,976	...	39,144	88,546
58 Owned by operator of multiple unit.....acres 1954...	389,799	298,346	...	2,845	...	15,336	73,272
59 1950...	559,803	455,406	...	3,107	...	27,739	73,551
60 Rented by operator of multiple unit.....acres 1954...	109,950	81,226	...	248	...	13,254	15,222
61 1950...	150,354	122,085	...	1,869	...	11,405	14,995
62 Subunits not included in multiple units.....operators reporting 1954...	244	177	...	3	...	12	52
63 1950...	403	315	...	5	...	22	61
64 number 1954...	469	358	...	4	...	23	84
65 1950...	1,022	794	...	6	...	42	180
66 Share tenants.....number 1954...	244	194	...	1	...	14	35
67 1950...	542	453	...	1	...	25	63
68 Other tenants, not croppers nor share tenants.....number 1954...	225	164	...	3	...	9	49
69 1950...	480	341	...	5	...	17	117
70 Land in subunits not included in multiple units.....acres 1954...	26,701	19,938	...	11	...	1,686	5,066
71 1950...	65,233	48,982	...	468	...	1,836	13,947

¹Data for 1950 do not include reports for Shelby County, which was included in the 1954 multiple-unit area. See text.

MULTIPLE-UNIT OPERATIONS

Economic Area Table 3.—MULTIPLE-UNIT OPERATIONS, BY TYPE OF FARM: CENSUSES OF 1954 AND 1950—Continued

Item (For definitions and explanations, see text)	Areas 14, G, and H ¹						
	Total	Type of farm					
		Cotton	Rice	Peanut	Cotton and rice	Cotton and peanut	Miscellaneous
1 Multiple-unit operations.....number 1954...	423	321	28	4	11	7	52
2 1950...	441	354	12	...	5	6	64
3 Subunits in multiple-unit operations.....total number 1954...	1,136	891	72	8	33	21	111
4 1950...	1,276	1,097	21	...	16	32	150
5 Home farms.....number 1954...	407	306	27	4	11	7	52
6 1950...	418	333	12	...	5	6	62
7 Cropper farms.....number 1954...	729	585	45	4	22	14	59
8 1950...	858	724	9	...	11	26	88
9 Land in multiple-unit operations....total acres 1954...	389,371	242,929	58,795	7,910	22,311	5,193	52,233
10 1950...	443,563	270,180	34,128	...	10,800	24,927	103,528
11 Home farms.....acres 1954...	348,722	217,160	51,751	7,607	21,097	4,838	46,309
12 1950...	400,943	241,492	30,792	...	10,053	23,481	95,125
13 Cropper farms.....acres 1954...	40,649	25,769	7,044	303	1,254	355	5,924
14 1950...	42,620	28,688	3,336	...	747	1,446	8,403
15 Cropland harvested.....total acres 1954...	83,755	53,506	14,367	729	6,700	1,234	7,219
16 1949...	86,760	63,730	7,639	...	2,937	1,385	11,069
17 Corn harvested for grain.....multiple units reporting 1954...	341	286	5	4	9	7	30
18 1949...	334	286	5	...	3	6	34
19 subunits reporting 1954...	667	583	7	7	18	9	43
20 1949...	731	648	5	...	4	19	55
21 acres 1954...	11,036	9,159	115	241	225	376	920
22 1949...	11,342	9,737	101	...	129	261	1,114
23 bushels 1954...	286,901	244,092	2,169	6,685	5,490	8,140	20,325
24 1949...	250,358	218,407	2,645	...	1,506	5,780	22,020
25 Cotton harvested.....multiple units reporting 1954...	350	321	1	...	11	7	10
26 1949...	393	354	6	...	5	6	22
27 subunits reporting 1954...	807	750	1	...	30	13	13
28 1949...	966	897	5	...	11	25	28
29 acres 1954...	28,646	26,065	20	...	2,197	161	203
30 1949...	38,529	36,576	185	...	1,006	438	324
31 bales 1954...	21,212	19,535	10	...	1,481	77	109
32 1949...	24,056	22,931	138	...	510	288	189
33 Rice harvested.....multiple units reporting 1954...	39	...	28	...	11
34 1949...	17	...	12	...	5
35 subunits reporting 1954...	63	...	50	...	13
36 1949...	22	...	16	...	6
37 acres 1954...	15,989	...	12,459	...	3,530
38 1949...	7,999	...	6,405	...	1,594
39 162-lb. bbl. 1954...	268,355	...	210,160	...	58,195
40 1949...	109,902	...	89,744	...	20,158
41 Peanuts harvested for picking or threshing.....multiple units reporting 1954...	12	4	...	7	1
42 1949...	9	1	6	2
43 subunits reporting 1954...	18	...	7	9	2
44 1949...	9	1	6	2
45 acres 1954...	458	232	...	222	4
46 1949...	210	7	170	33
47 pounds 1954...	225,237	95,900	...	125,637	4,100
48 1949...	72,100	7,000	39,100	26,000
49 Horses and/or mules....multiple units reporting 1954...	261	180	25	4	7	6	39
50 1950...	289	236	8	...	5	6	34
51 number 1954...	1,337	890	174	16	36	18	203
52 1950...	2,154	1,694	57	...	24	135	244
53 Landlord-tenant operations containing multiple units: All subunits including home farm.....number 1954...	1,559	1,169	112	8	42	28	200
54 1950...	1,841	1,430	29	...	21	106	255
55 Land in all subunits including home farm.....acres 1954...	433,719	262,260	68,049	7,910	23,050	5,979	66,471
56 1950...	516,723	313,724	35,847	...	11,374	27,982	127,796
57 Owned by operator of multiple unit..acres 1954...	282,378	169,879	41,560	3,041	12,131	4,736	51,031
58 1950...	351,061	207,644	24,532	...	3,190	24,226	91,469
59 Rented by operator of multiple unit.....acres 1954...	151,341	92,381	26,489	4,869	10,919	1,243	15,440
60 1950...	165,662	106,080	11,315	...	8,184	3,756	36,327
61 Subunits not included in multiple units.....operators reporting 1954...	161	112	14	...	4	2	29
62 1950...	183	142	3	...	3	3	32
63 number 1954...	423	278	40	...	9	7	89
64 1950...	565	373	8	...	5	74	105
65 Share tenants.....number 1954...	312	212	20	...	8	7	65
66 1950...	294	199	2	...	3	33	57
67 Other tenants, not croppers nor share tenants.....number 1954...	111	66	20	...	1	...	24
68 1950...	271	174	6	...	2	41	48
69 Land in subunits not included in multiple units.....acres 1954...	44,348	19,331	9,254	...	739	786	14,238
70 1950...	73,160	43,544	1,719	...	574	3,055	24,268

¹Data for 1950 do not include reports for Harris, Jefferson, Liberty, and Orange Counties which were included in the 1954 multiple-unit area. See text.

Economic Area Table 3.—MULTIPLE-UNIT OPERATIONS, BY TYPE OF FARM: CENSUSES OF 1954 AND 1950—Continued

Item (For definitions and explanations, see text)	Area 15						
	Total	Type of farm					
		Cotton	Rice	Peanut	Cotton and rice	Cotton and peanut	Miscellaneous
1 Multiple-unit operations.....number 1954...	17	17
2 1950...	58	52	6
3 Subunits in multiple-unit operations.....total number 1954...	37	37
4 1950...	133	121	12
5 Home farms.....number 1954...	17	17
6 1950...	56	51	5
7 Cropper farms.....number 1954...	20	20
8 1950...	77	70	7
9 Land in multiple-unit operations....total acres 1954...	15,950	15,950
10 1950...	22,693	21,750	943
11 Home farms.....acres 1954...	12,792	12,792
12 1950...	18,567	17,787	780
13 Cropper farms.....acres 1954...	3,158	3,158
14 1950...	4,126	3,963	163
15 Cropland harvested.....total acres 1954...	8,206	8,206
16 1949...	14,027	13,810	217
17 Corn harvested for grain.....multiple units reporting 1954...	*	4
18 1949...	4	10
19 subunits reporting 1954...	5	5
20 1949...	13	13
21 acres 1954...	62	62
22 1949...	158	158
23 bushels 1954...	1,875	1,875
24 1949...	3,125	3,125
25 Cotton harvested.....multiple units reporting 1954...	17	17
26 1949...	52	52
27 subunits reporting 1954...	33	33
28 1949...	100	100
29 acres 1954...	4,886	4,886
30 1949...	10,769	10,769
31 bales 1954...	4,069	4,069
32 1949...	9,087	9,087
33 Rice harvested.....multiple units reporting 1954...
34 1949...
35 subunits reporting 1954...
36 1949...
37 acres 1954...
38 1949...
39 162-lb. bbl. 1954...
40 1949...
41 Peanuts harvested for picking or threshing.....multiple units reporting 1954...
42 1949...
43 subunits reporting 1954...
44 1949...
45 acres 1954...
46 1949...
47 pounds 1954...
48 1949...
49 Horses and/or mules....multiple units reporting 1954...	8	8
50 1950...	26	24	2
51 number 1954...	19	19
52 1950...	72	66	6
53 Landlord-tenant operations containing multiple units: All subunits including home farm.....number 1954...	42	42
54 1950...	174	158	16
55 Land in all subunits including home farm.....acres 1954...	18,510	18,510
56 1950...	25,257	23,989	1,268
57 Owned by operator of multiple unit....acres 1954...	10,566	10,566
58 1950...	17,019	15,751	1,268
59 Rented by operator of multiple unit.....acres 1954...	7,944	7,944
60 1950...	8,238	8,238
61 Subunits not included in multiple units.....operators reporting 1954...	3	3
62 1950...	19	17	2
63 number 1954...	5	5
64 1950...	41	37	4
65 Share tenants.....number 1954...	4	4
66 1950...	30	28	2
67 Other tenants, not croppers nor share tenants.....number 1954...	1	1
68 1950...	11	9	2
69 Land in subunits not included in multiple units.....acres 1954...	2,560	2,560
70 1950...	2,564	2,239	325

MULTIPLE-UNIT OPERATIONS

Economic Area Table 4.—MULTIPLE-UNIT OPERATIONS, BY ACRES OF CROPLAND HARVESTED: CENSUSES OF 1954 AND 1950

Item (For definitions and explanations, see text)	Total, selected areas ¹									
	Total	Acres of cropland harvested								
		None	Under 20 acres	20 to 29 acres	30 to 49 acres	50 to 99 acres	100 to 199 acres	200 to 499 acres	500 acres and over	
1 Multiple-unit operations.....number 1954...	5,090	68	286	207	429	977	1,353	1,336	434	
2 1950...	6,122	86	240	237	539	1,336	1,745	1,525	414	
3 Subunits in multiple-unit operations.....total number 1954...	12,856	145	593	424	891	2,106	3,057	3,600	2,040	
4 1950...	16,026	189	488	490	1,123	2,905	4,112	4,285	2,434	
5 Home farms.....number 1954...	4,928	62	279	197	417	939	1,306	1,300	428	
6 1950...	5,888	79	235	230	518	1,265	1,682	1,468	411	
7 Cropper farms.....number 1954...	7,928	83	314	227	474	1,167	1,751	2,300	1,612	
8 1950...	10,138	110	253	260	605	1,640	2,430	2,817	2,023	
9 Land in multiple-unit operations...total acres 1954...	3,263,502	22,438	69,274	47,621	120,503	400,043	661,345	1,109,209	833,069	
10 1950...	3,637,500	47,026	64,232	98,790	178,754	484,372	799,165	1,003,706	961,455	
11 Home farms.....acres 1954...	2,844,592	18,663	62,495	40,797	102,278	345,043	560,899	967,927	746,490	
12 1950...	3,100,442	37,919	58,609	87,175	157,648	406,168	672,406	840,766	839,751	
13 Cropper farms.....acres 1954...	418,910	3,775	6,779	6,824	18,225	55,000	100,446	141,282	86,579	
14 1950...	537,058	9,107	5,623	11,615	21,106	78,204	126,759	162,940	121,704	
15 Cropland harvested.....total acres 1954...	1,072,742	...	3,252	5,021	16,807	70,860	194,608	413,341	368,853	
16 1949...	1,202,014	...	2,724	5,681	21,274	97,902	251,084	458,665	364,684	
17 Corn harvested for grain.....multiple units reporting 1954...	4,007	...	183	156	338	804	1,135	1,080	311	
18 1949...	4,827	...	145	168	422	1,108	1,424	1,244	316	
19 subunits reporting 1954...	7,099	...	223	200	454	1,212	1,889	2,130	991	
20 1949...	8,576	...	175	212	601	1,734	2,360	2,394	1,100	
21 acres 1954...	164,240	...	1,130	1,613	5,160	18,592	39,796	62,586	35,363	
22 1949...	170,070	...	875	1,729	5,970	23,479	43,002	58,514	36,501	
23 bushels 1954...	2,964,899	...	14,774	23,792	81,684	317,613	716,048	1,142,107	668,881	
24 1949...	3,635,385	...	15,799	30,894	113,107	469,111	891,589	1,294,534	820,351	
25 Cotton harvested.....multiple units reporting 1954...	4,512	...	168	166	343	861	1,281	1,282	411	
26 1949...	5,338	...	120	165	426	1,164	1,626	1,440	397	
27 subunits reporting 1954...	9,326	...	195	200	430	1,290	2,350	3,056	1,805	
28 1949...	11,798	...	132	199	575	1,925	3,205	3,629	2,133	
29 acres 1954...	446,936	...	1,186	1,962	6,081	29,122	85,245	173,162	150,178	
30 1949...	650,871	...	872	2,266	9,327	48,986	142,720	261,887	184,813	
31 bales 1954...	174,483	...	368	646	2,048	10,116	29,251	60,243	71,811	
32 1949...	301,052	...	428	1,057	4,440	22,531	61,166	116,183	95,247	
33 Rice harvested.....multiple units reporting 1954...	39	6	14	19	
34 1949...	17	9	8	
35 subunits reporting 1954...	63	6	18	39	
36 1949...	22	9	13	
37 acres 1954...	15,989	681	3,050	12,258	
38 1949...	7,999	2,149	5,850	
39 162-lb. bbl. 1954...	268,355	10,595	63,944	193,816	
40 1949...	109,902	31,141	78,761	
41 Peanuts harvested for picking or threshing.....multiple units reporting 1954...	196	...	13	11	24	48	59	36	5	
42 1949...	284	...	5	14	46	84	75	48	12	
43 subunits reporting 1954...	253	...	13	12	25	55	80	60	8	
44 1949...	380	...	5	14	53	111	106	67	24	
45 acres 1954...	5,822	...	32	57	236	754	1,667	2,382	694	
46 1949...	8,507	...	13	94	458	1,339	2,661	2,426	1,516	
47 pounds 1954...	2,215,155	...	7,480	22,400	77,465	308,517	559,376	874,887	365,030	
48 1949...	5,747,768	...	3,440	42,230	301,982	954,752	1,905,355	1,641,929	898,080	
49 Horses and/or mules.....multiple units reporting 1954...	2,617	26	188	143	253	554	592	619	242	
50 1950...	3,782	39	179	166	390	879	976	867	286	
51 number 1954...	9,680	49	521	382	728	1,740	1,857	2,689	1,714	
52 1950...	19,004	123	592	696	1,467	3,778	4,225	4,347	3,776	
53 Landlord-tenant operations containing multiple units:										
54 All subunits including home farm.....number 1954...	15,565	179	759	505	1,081	2,503	3,650	4,342	2,546	
55 1950...	20,473	262	647	753	1,470	3,668	5,169	5,269	3,235	
56 Land in all subunits including home farm.....acres 1954...	3,560,828	29,089	86,667	54,163	132,117	435,452	727,135	1,212,810	883,395	
57 1950...	4,095,373	55,978	76,846	139,441	202,670	569,174	905,631	1,097,703	1,047,930	
58 Owned by operator of multiple unit.....acres 1954...	2,466,118	22,434	76,380	46,687	109,533	354,907	519,380	756,805	579,992	
59 1950...	2,853,170	41,405	55,804	112,577	159,162	458,028	621,704	700,246	704,244	
60 Rented by operator of multiple unit.....acres 1954...	1,094,710	6,655	10,287	7,476	22,584	80,545	207,755	456,005	303,403	
61 1950...	1,242,203	14,573	21,042	26,864	43,508	111,146	283,927	397,457	343,686	
62 Subunits not included in multiple units.....operators reporting 1954...	1,243	21	86	44	108	246	285	312	141	
63 1950...	1,944	30	86	82	182	422	498	455	189	
64 number 1954...	2,709	34	166	81	190	397	593	742	506	
65 1950...	4,447	73	159	263	347	763	1,057	984	801	
66 Share tenants.....number 1954...	1,883	13	103	44	112	263	456	588	304	
67 1950...	2,537	27	84	116	179	385	606	637	503	
68 Other tenants, not croppers nor share tenants.....number 1954...	826	21	63	37	78	134	137	154	202	
69 1950...	1,910	46	75	147	168	378	451	347	298	
70 Land in subunits not included in multiple units.....acres 1954...	297,326	6,651	17,393	6,542	11,614	35,409	65,790	103,601	50,326	
1950...	457,873	8,952	12,614	40,651	23,916	84,802	106,466	93,997	86,475	

¹Data for 1950 do not include reports for Harris, Jefferson, Liberty, Orange, and Shelby Counties which were included in the 1954 multiple-unit area. See text.

Economic Area Table 4.—MULTIPLE-UNIT OPERATIONS, BY ACRES OF CROPLAND HARVESTED: CENSUSES OF 1954 AND 1950—Continued

Item (For definitions and explanations, see text)	Areas B, C, D, and E								
	Total	Acres of cropland harvested							
		None	Under 20 acres	20 to 29 acres	30 to 49 acres	50 to 99 acres	100 to 199 acres	200 to 499 acres	500 acres and over
1 Multiple-unit operations.....number 1954...	2,253	22	32	32	96	318	701	828	224
2 1950...	2,778	31	31	43	116	430	991	926	210
3 Subunits in multiple-unit operations.....total number 1954...	5,610	44	66	65	201	659	1,523	2,121	931
4 1950...	7,131	65	62	87	238	894	2,208	2,520	1,057
5 Home farms.....number 1954...	2,170	19	32	29	94	299	672	805	220
6 1950...	2,665	27	31	40	108	403	955	893	208
7 Cropper farms.....number 1954...	3,440	25	34	36	107	360	851	1,316	711
8 1950...	4,466	38	31	47	130	491	1,253	1,627	849
9 Land in multiple-unit operations....total acres 1954...	1,149,940	5,003	5,057	4,101	18,813	74,914	238,320	492,117	311,615
10 1950...	1,220,459	7,727	4,184	11,815	25,163	98,685	289,121	465,747	318,017
11 Home farms.....acres 1954...	958,644	3,101	4,238	2,770	14,521	54,995	188,881	418,032	272,106
12 1950...	971,258	4,752	3,477	10,018	20,170	74,392	223,239	373,993	261,478
13 Cropper farms.....acres 1954...	191,296	1,902	819	1,331	4,292	19,919	49,439	74,085	39,509
14 1950...	249,201	2,975	707	1,797	5,254	24,293	65,882	91,754	56,539
15 Cropland harvested.....total acres 1954...	564,387	...	342	778	3,788	23,722	103,536	258,532	173,689
16 1949...	635,334	...	413	1,069	4,559	32,713	144,480	278,302	173,798
17 Corn harvested for grain.....multiple units reporting 1954...	1,739	...	10	18	59	228	584	678	162
18 1949...	2,180	...	19	19	74	324	809	765	170
19 subunits reporting 1954...	2,982	...	11	19	71	293	914	1,238	436
20 1949...	3,682	...	22	21	89	427	1,233	1,370	520
21 acres 1954...	81,481	...	69	162	733	4,330	18,548	38,611	19,028
22 1949...	83,443	...	108	183	860	5,955	22,230	34,669	19,438
23 bushels 1954...	1,436,944	...	1,001	2,221	10,998	68,257	318,223	687,385	348,859
24 1949...	1,860,551	...	2,334	3,415	16,599	123,019	479,762	800,980	434,442
25 Cotton harvested.....multiple units reporting 1954...	2,139	...	18	27	80	292	682	819	221
26 1949...	2,605	...	14	29	97	393	958	908	206
27 subunits reporting 1954...	4,611	...	18	29	99	436	1,266	1,912	851
28 1949...	5,844	...	16	36	119	626	1,833	2,263	951
29 acres 1954...	262,698	...	156	431	1,847	12,427	51,829	120,385	75,623
30 1949...	395,687	...	167	561	2,708	20,432	92,269	178,224	101,326
31 bales 1954...	76,097	...	33	83	421	3,245	14,575	34,016	23,724
32 1949...	161,106	...	57	195	959	8,343	36,498	72,230	42,824
33 Rice harvested.....multiple units reporting 1954...
34 1949...
35 subunits reporting 1954...
36 1949...
37 acres 1954...
38 1949...
39 162-lb. bbl. 1954...
40 1949...
41 Peanuts harvested for picking or threshing.....multiple units reporting 1954...	22	4	3	7	8	...
42 1949...	39	6	6	12	10	3
43 subunits reporting 1954...	28	4	3	9	12	...
44 1949...	51	7	7	17	13	6
45 acres 1954...	554	33	54	161	306	...
46 1949...	1,185	74	118	422	382	177
47 pounds 1954...	145,526	11,145	17,200	59,135	58,046	...
48 1949...	828,922	3,530	31,140	55,670	415,672	227,380	95,530
49 Horses and/or mules....multiple units reporting 1954...	746	3	10	11	32	91	194	296	109
50 1950...	1,266	9	19	21	53	179	422	430	133
51 number 1954...	2,188	8	27	26	68	201	417	978	463
52 1950...	4,892	25	58	62	181	615	1,333	1,606	1,012
53 Landlord-tenant operations containing multiple units:									
54 All subunits including home farm.....number 1954...	6,623	59	87	70	252	759	1,744	2,490	1,162
55 1950...	8,728	100	74	111	300	1,110	2,671	3,000	1,362
56 Land in all subunits including home farm.....acres 1954...	1,269,859	7,587	7,930	5,062	21,204	85,396	273,580	541,574	327,526
57 1950...	1,393,402	11,326	4,856	13,752	30,710	130,271	332,525	511,090	358,872
58 Owned by operator of multiple unit.....acres 1954...	790,907	6,150	7,508	4,472	17,997	73,303	196,975	307,958	176,544
59 1950...	902,490	9,953	3,639	9,299	24,365	105,779	230,759	293,998	224,698
60 Rented by operator of multiple unit.....acres 1954...	478,952	1,437	422	590	3,207	12,093	76,605	233,616	150,982
61 1950...	490,912	1,373	1,217	4,453	6,345	24,492	101,766	217,092	134,174
62 Subunits not included in multiple units.....operators reporting 1954...	453	7	10	4	20	62	122	167	61
63 1950...	790	12	9	13	41	133	249	247	86
64 number 1954...	1,013	15	21	5	51	100	221	369	231
65 1950...	1,597	35	12	24	62	216	463	480	305
66 Share tenants.....number 1954...	725	8	15	4	28	79	171	317	103
67 1950...	1,063	18	7	13	43	144	294	330	214
68 Other tenants, not croppers nor share tenants.....number 1954...	288	7	6	1	23	21	50	52	128
69 1950...	534	17	5	11	19	72	169	150	91
70 Land in subunits not included in multiple units.....acres 1954...	119,919	2,584	2,873	961	2,391	10,482	35,260	49,457	15,911
1950...	172,943	3,599	672	1,937	5,547	31,586	43,404	45,343	40,855

MULTIPLE-UNIT OPERATIONS

Economic Area Table 4.—MULTIPLE-UNIT OPERATIONS, BY ACRES OF CROPLAND HARVESTED: CENSUSES OF 1954 AND 1950—Continued

Item (For definitions and explanations, see text)	Total	Area 9								
		Acres of cropland harvested								
		None	Under 20 acres	20 to 29 acres	30 to 49 acres	50 to 99 acres	100 to 199 acres	200 to 499 acres	500 acres and over	
1 Multiple-unit operations.....number 1954...	372	2	22	23	32	93	95	61	44	
2 1950...	431	5	24	20	56	126	83	72	45	
3 Subunits in multiple-unit										
4 operations.....total number 1954...	1,259	4	44	46	66	196	235	202	466	
5 1950...	1,593	12	50	44	115	281	227	241	623	
6 Home farms.....number 1954...	363	...	22	23	32	90	92	60	44	
7 1950...	413	5	23	20	54	118	77	71	45	
8 Cropper farms.....number 1954...	896	4	22	23	34	106	143	142	422	
9 1950...	1,180	7	27	24	61	163	150	170	578	
10 Land in multiple-unit operations...total acres 1954...	433,870	17	4,797	7,514	13,173	80,062	82,677	83,046	162,584	
11 1950...	425,226	9,146	7,005	13,613	23,705	70,775	78,177	71,440	151,365	
12 Home farms.....acres 1954...	402,223	...	4,477	6,821	11,936	76,068	76,890	74,845	151,186	
13 1950...	378,894	8,770	6,432	9,774	21,757	64,598	71,608	65,309	130,646	
14 Cropper farms.....acres 1954...	31,647	17	320	693	1,237	3,994	5,787	8,201	11,398	
15 1950...	46,332	376	573	3,839	1,948	6,177	6,569	6,131	20,719	
16 Cropland harvested.....total acres 1954...	89,860	...	239	590	1,241	6,526	13,342	17,509	50,453	
17 1949...	91,652	...	265	450	2,178	8,938	11,680	21,867	46,274	
18 Corn harvested for										
19 grain.....multiple units reporting 1954...	317	...	16	19	28	83	84	52	35	
20 1949...	332	...	14	15	46	105	65	59	28	
21 subunits reporting 1954...	705	...	17	23	34	118	155	136	222	
22 1949...	695	...	17	21	60	173	121	146	157	
23 acres 1954...	14,828	...	95	192	409	2,013	3,541	3,432	5,146	
24 1949...	11,710	...	104	176	617	2,530	2,319	2,642	3,322	
25 bushels 1954...	308,606	...	1,140	3,675	4,950	33,404	74,011	70,560	120,866	
26 1949...	239,907	...	1,660	2,555	11,527	48,247	45,862	57,154	72,902	
27 Cotton harvested.....multiple units reporting 1954...	326	...	10	19	26	82	89	57	43	
28 1949...	355	...	11	15	44	101	74	66	44	
29 subunits reporting 1954...	939	...	12	21	28	108	175	165	430	
30 1949...	1,222	...	12	17	58	165	171	206	593	
31 acres 1954...	44,826	...	67	230	362	2,628	5,630	7,681	28,228	
32 1949...	54,539	...	82	182	843	3,561	6,181	13,596	30,094	
33 bales 1954...	26,379	...	21	83	127	967	2,270	3,920	18,995	
34 1949...	35,006	...	46	82	432	1,953	3,215	7,521	21,757	
35 Rice harvested.....multiple units reporting 1954...	
36 1949...	
37 subunits reporting 1954...	
38 1949...	
39 acres 1954...	
40 1949...	
41 162-lb. bbl. 1954...	
42 1949...	
43 Peanuts harvested for picking or										
44 threshing.....multiple units reporting 1954...	29	1	4	10	9	4	1	
45 1949...	36	1	6	14	8	7	...	
46 subunits reporting 1954...	37	1	4	12	12	7	1	
47 1949...	48	1	7	18	12	10	...	
48 acres 1954...	618	1	34	152	196	154	81	
49 1949...	809	20	69	168	158	394	...	
50 pounds 1954...	367,806	600	16,390	81,019	124,867	54,930	90,000	
51 1949...	532,699	8,000	43,400	114,715	111,820	254,764	...	
52 Horses and/or mules...multiple units reporting 1954...	303	...	16	20	25	74	77	52	39	
53 1950...	349	3	22	18	44	97	67	56	42	
54 number 1954...	1,623	...	32	59	116	241	333	317	525	
55 1950...	2,743	17	67	94	188	471	380	463	1,063	
56 Landlord-tenant operations containing multiple units:										
57 All subunits including home farm.....number 1954...	1,583	4	51	56	88	247	293	274	570	
58 1950...	2,052	12	73	56	164	387	290	328	742	
59 Land in all subunits including										
60 home farm.....acres 1954...	460,687	17	6,321	7,835	15,278	85,278	88,637	87,506	169,815	
61 1950...	472,060	9,146	12,222	28,238	27,987	77,925	82,128	78,400	156,014	
62 Owned by operator of multiple unit.....acres 1954...	343,470	17	5,353	6,053	11,700	70,879	59,882	59,605	129,981	
63 1950...	354,859	3,727	11,562	27,941	22,587	62,017	53,380	53,673	119,972	
64 Rented by operator of multiple										
65 unit.....acres 1954...	117,217	...	968	1,782	3,578	14,399	28,755	27,901	39,834	
66 1950...	117,201	5,419	660	297	5,400	15,908	28,748	24,727	36,042	
67 Subunits not included in multiple										
68 units.....operators reporting 1954...	119	...	5	8	11	23	25	30	17	
69 1950...	183	...	10	6	24	51	25	34	33	
70 number 1954...	324	...	7	10	22	51	58	72	104	
71 1950...	459	...	23	12	49	106	63	87	119	
72 Share tenants.....number 1954...	253	...	5	7	18	35	50	54	84	
73 1950...	248	...	9	8	26	54	29	50	72	
74 Other tenants, not croppers										
75 nor share tenants.....number 1954...	71	...	2	3	4	16	8	18	20	
76 1950...	211	...	14	4	23	52	34	37	47	
77 Land in subunits not included										
78 in multiple units.....acres 1954...	26,817	...	1,524	321	2,105	5,216	5,960	4,460	7,231	
79 1950...	46,834	...	5,217	14,625	4,282	7,150	3,951	6,960	4,649	

Economic Area Table 4.—MULTIPLE-UNIT OPERATIONS, BY ACRES OF CROPLAND HARVESTED: CENSUSES OF 1954 AND 1950—Continued

Item (For definitions and explanations, see text)	Area 10								
	Total	Acres of cropland harvested							
		None	Under 20 acres	20 to 29 acres	30 to 49 acres	50 to 99 acres	100 to 199 acres	200 to 499 acres	500 acres and over
1 Multiple-unit operations.....number 1954...	633	15	34	29	87	182	161	106	19
2 1950...	618	14	29	23	78	184	148	123	19
3 Subunits in multiple-unit operations.....total number 1954...	1,518	33	69	59	179	405	367	320	86
4 1950...	1,563	28	60	47	163	401	359	370	135
5 Home farms.....number 1954...	620	14	34	28	86	180	158	102	18
6 1950...	595	14	27	23	75	176	145	117	18
7 Cropper farms.....number 1954...	898	19	35	31	93	225	209	218	68
8 1950...	968	14	33	24	88	225	214	253	117
9 Land in multiple-unit operations....total acres 1954...	313,356	2,416	17,312	5,438	17,669	59,217	70,868	100,858	39,578
10 1950...	322,613	4,493	8,030	14,738	23,876	60,773	75,330	84,594	50,779
11 Home farms.....acres 1954...	264,061	2,201	15,476	4,458	14,940	49,951	58,749	84,866	33,420
12 1950...	264,042	3,494	7,012	13,249	20,715	49,007	63,277	68,028	39,260
13 Cropper farms.....acres 1954...	49,295	215	1,836	980	2,729	9,266	12,119	15,992	6,158
14 1950...	58,571	999	1,018	1,489	3,161	11,766	12,053	16,566	11,519
15 Cropland harvested.....total acres 1954...	85,515	...	401	715	3,416	13,226	22,163	31,025	14,569
16 1949...	95,225	...	318	537	3,080	13,499	20,915	36,529	20,347
17 Corn harvested for grain.....multiple units reporting 1954...	554	...	23	20	75	170	150	97	19
18 1949...	539	...	17	17	68	170	135	116	16
19 subunits reporting 1954...	1,009	...	29	27	102	279	264	236	72
20 1949...	1,036	...	19	22	105	276	259	268	87
21 acres 1954...	22,845	...	140	231	1,262	4,551	6,574	7,264	2,823
22 1949...	22,542	...	118	211	1,054	4,379	5,229	8,018	3,533
23 bushels 1954...	449,650	...	2,542	4,515	23,620	90,530	129,403	138,960	60,080
24 1949...	489,284	...	2,044	4,755	22,372	89,349	112,202	183,362	75,200
25 Cotton harvested.....multiple units reporting 1954...	540	...	18	20	71	160	153	99	19
26 1949...	510	...	15	9	58	158	135	118	17
27 subunits reporting 1954...	961	...	21	24	92	250	254	246	74
28 1949...	1,037	...	16	12	78	264	265	300	102
29 acres 1954...	29,157	...	121	195	1,054	4,369	7,723	10,171	5,524
30 1949...	43,237	...	91	90	1,033	5,569	9,426	19,581	7,447
31 bales 1954...	10,104	...	40	78	381	1,777	2,643	3,370	1,815
32 1949...	20,618	...	56	44	598	2,868	4,673	8,669	3,710
33 Rice harvested.....multiple units reporting 1954...
34 1949...
35 subunits reporting 1954...
36 1949...
37 acres 1954...
38 1949...
39 162-lb. bbl. 1954...
40 1949...
41 Peanuts harvested for picking or threshing.....multiple units reporting 1954...	18	...	1	...	4	8	4	1	...
42 1949...	21	4	3	5	7	2	...
43 subunits reporting 1954...	21	...	1	...	4	8	6	2	...
44 1949...	27	4	3	8	9	3	...
45 acres 1954...	379	...	13	...	60	104	77	125	...
46 1949...	468	16	39	86	241	86	...
47 pounds 1954...	105,660	...	1,800	...	18,900	26,060	21,400	37,500	...
48 1949...	244,183	7,450	22,985	49,025	114,323	50,400	...
49 Horses and/or mules....multiple units reporting 1954...	377	4	19	18	49	122	92	62	11
50 1950...	464	7	21	19	58	141	111	92	15
51 number 1954...	1,133	5	61	50	122	357	239	225	74
52 1950...	2,294	21	83	71	237	587	537	502	256
53 Landlord-tenant operations containing multiple units:									
54 All subunits including home farm.....number 1954...	1,776	41	84	64	204	475	436	377	95
55 1950...	1,970	34	89	65	238	496	453	426	169
56 Land in all subunits including home farm.....acres 1954...	337,820	5,586	18,169	5,852	19,226	64,480	74,944	108,890	40,673
57 1950...	364,711	4,770	9,976	16,051	28,041	67,193	83,457	100,471	54,752
58 Owned by operator of multiple unit.....acres 1954...	273,857	5,456	15,225	4,025	17,849	53,975	59,663	83,980	33,684
59 1950...	273,086	4,135	8,398	13,908	26,775	53,676	65,247	72,996	27,951
60 Rented by operator of multiple unit.....acres 1954...	63,963	130	2,944	1,827	1,377	10,505	15,281	24,910	6,989
61 1950...	91,625	635	1,578	2,143	1,266	13,517	18,210	27,475	26,801
62 Subunits not included in multiple units.....operators reporting 1954...	139	6	12	5	19	41	35	17	4
63 1950...	186	5	13	8	35	50	45	26	4
64 number 1954...	258	8	15	5	25	70	69	57	9
65 1950...	407	6	29	18	75	95	94	56	34
66 Share tenants.....number 1954...	182	1	10	3	16	42	57	47	6
67 1950...	163	1	16	12	27	27	39	35	6
68 Other tenants, not croppers nor share tenants.....number 1954...	76	7	5	2	9	28	12	10	3
69 1950...	244	5	13	6	48	68	55	21	28
70 Land in subunits not included in multiple units.....acres 1954...	24,464	3,170	857	414	1,557	5,263	4,076	8,032	1,095
1950...	42,098	277	1,946	1,313	4,165	6,420	8,127	15,877	3,973

MULTIPLE-UNIT OPERATIONS

Economic Area Table 4.—MULTIPLE-UNIT OPERATIONS, BY ACRES OF CROPLAND HARVESTED: CENSUSES OF 1954 AND 1950—Continued

Item (For definitions and explanations, see text)	Area 11									
	Total	Acres of cropland harvested								500 acres and over
		None	Under 20 acres	20 to 29 acres	30 to 49 acres	50 to 99 acres	100 to 199 acres	200 to 499 acres	500 acres and over	
1 Multiple-unit operations.....number 1954...	529	3	6	7	29	74	145	173	92	
2 1950...	613	4	12	18	44	113	154	189	79	
3 Subunits in multiple-unit										
4 operations.....total number 1954...	1,267	6	12	14	64	158	312	407	294	
5 1950...	1,430	9	24	40	90	239	329	442	257	
6 Home farms.....number 1954...	521	3	6	7	27	72	144	170	92	
7 1950...	587	3	12	17	40	108	147	181	79	
8 Cropper farms.....number 1954...	746	3	6	7	37	86	168	237	202	
9 1950...	843	6	12	23	50	131	182	261	178	
10 Land in multiple-unit operations....total acres 1954...	487,967	6,537	2,950	2,105	10,364	26,941	99,228	183,349	156,493	
11 1950...	558,022	12,477	18,312	10,583	13,103	65,696	108,782	158,205	170,864	
12 Home farms.....acres 1954...	430,751	6,371	2,811	1,898	9,128	22,246	86,454	161,917	139,926	
13 1950...	492,959	12,262	18,102	9,975	11,403	59,216	95,020	131,179	155,802	
14 Cropper farms.....acres 1954...	57,216	166	139	207	1,236	4,695	12,774	21,432	16,567	
15 1950...	65,063	215	210	608	1,700	6,480	13,762	27,026	15,062	
16 Cropland harvested.....total acres 1954...	162,584	...	63	174	1,198	5,347	20,767	56,026	79,009	
17 1949...	159,042	...	137	417	1,720	8,360	22,805	59,483	66,120	
18 Corn harvested for										
19 grain.....multiple units reporting 1954...	360	...	4	4	16	53	104	117	62	
20 1949...	477	...	2	11	33	96	131	146	58	
21 subunits reporting 1954...	609	...	4	4	21	75	165	203	137	
22 1949...	764	...	2	13	42	148	199	236	124	
23 acres 1954...	16,437	...	19	44	326	1,407	4,191	6,104	4,346	
24 1949...	19,185	...	18	150	574	2,817	5,097	6,761	3,768	
25 bushels 1954...	238,726	...	180	462	5,297	18,455	59,939	101,475	52,918	
26 1949...	357,243	...	160	2,613	7,778	47,957	91,977	129,293	77,465	
27 Cotton harvested.....multiple units reporting 1954...	453	...	2	3	15	53	130	161	89	
28 1949...	423	...	2	9	21	60	112	146	73	
29 subunits reporting 1954...	824	...	2	3	20	61	190	296	252	
30 1949...	736	...	2	11	28	87	160	268	180	
31 acres 1954...	47,367	...	20	29	335	1,435	5,831	16,363	23,354	
32 1949...	45,065	...	25	160	529	1,749	6,655	16,683	19,264	
33 bales 1954...	27,029	...	5	6	130	383	2,085	8,478	15,942	
34 1949...	26,104	...	18	98	301	976	3,554	9,948	11,209	
35 Rice harvested.....multiple units reporting 1954...	
36 1949...	
37 subunits reporting 1954...	
38 1949...	
39 acres 1954...	
40 1949...	
41 162-lb. bbl. 1954...	
42 1949...	
43 Peanuts harvested for picking or										
44 threshing.....multiple units reporting 1954...	39	1	3	6	17	10	2	
45 1949...	78	1	11	20	22	16	8	
46 subunits reporting 1954...	55	1	4	8	25	13	4	
47 1949...	108	1	13	26	31	21	16	
48 acres 1954...	2,478	12	83	191	776	982	434	
49 1949...	3,718	10	186	535	958	1,020	1,009	
50 pounds 1954...	966,255	3,000	27,500	86,580	219,314	405,731	224,130	
51 1949...	2,469,595	1,950	148,840	382,304	574,236	695,715	666,550	
52 Horses and/or mules....multiple units reporting 1954...	236	2	3	2	16	30	64	80	39	
53 1950...	383	2	6	8	28	70	94	121	54	
54 number 1954...	836	5	7	6	44	62	208	328	176	
55 1950...	1,774	16	76	29	105	290	348	501	409	
56 Landlord-tenant operations containing multiple units:										
57 All subunits including home farm.....number 1954...	1,484	7	12	27	76	185	367	461	349	
58 1950...	1,786	10	32	52	108	288	403	552	341	
59 Land in all subunits including										
60 home farm.....acres 1954...	540,484	6,683	2,950	5,074	11,433	31,126	106,828	203,552	172,838	
61 1950...	613,063	12,777	19,819	13,379	15,351	72,940	130,380	165,572	182,845	
62 Owned by operator of multiple unit..acres 1954...	375,141	1,655	2,762	5,002	9,638	27,291	75,579	137,209	116,005	
63 1950...	394,852	9,494	5,463	9,657	12,200	63,020	66,835	109,499	118,684	
64 Rented by operator of multiple										
65 unit.....acres 1954...	165,343	5,028	188	72	1,795	3,835	31,249	66,343	56,833	
66 1950...	218,211	3,283	14,356	3,722	3,151	9,920	63,545	56,073	64,161	
67 Subunits not included in multiple										
68 units.....operators reporting 1954...	124	1	...	2	11	19	27	32	32	
69 1950...	180	1	7	7	11	34	33	56	31	
70 number 1954...	217	1	...	13	12	27	55	54	55	
71 1950...	356	1	8	12	18	49	74	110	84	
72 Share tenants.....number 1954...	163	12	8	20	47	37	39	
73 1950...	197	1	6	4	7	25	39	56	59	
74 Other tenants, not croppers										
75 nor share tenants.....number 1954...	54	1	...	1	4	7	8	17	16	
76 1950...	159	...	2	8	11	24	35	54	25	
77 Land in subunits not included										
78 in multiple units.....acres 1954...	52,517	146	...	2,969	1,069	4,185	7,600	20,203	16,345	
79 1950...	55,041	300	1,507	2,796	2,248	7,244	21,598	7,367	11,981	

Economic Area Table 4.—MULTIPLE-UNIT OPERATIONS, BY ACRES OF CROPLAND HARVESTED: CENSUSES OF 1954 AND 1950—Continued

Item (For definitions and explanations, see text)	Area 12 ¹								
	Total	Acres of cropland harvested							
		None	Under 20 acres	20 to 29 acres	30 to 49 acres	50 to 99 acres	100 to 199 acres	200 to 499 acres	500 acres and over
1 Multiple-unit operations.....number 1954...	863	21	172	100	136	199	142	78	15
2 1950...	1,183	24	123	113	203	366	227	108	19
3 Subunits in multiple-unit operations.....total number 1954...	2,029	48	361	208	283	452	343	265	69
4 1950...	2,900	50	250	232	429	831	634	358	116
5 Home farms.....number 1954...	830	21	165	95	129	194	137	75	14
6 1950...	1,154	23	121	111	201	349	223	107	19
7 Cropper farms.....number 1954...	1,199	27	196	113	154	258	206	190	55
8 1950...	1,746	27	129	121	228	482	411	251	97
9 Land in multiple-unit operations....total acres 1954...	473,048	7,500	29,408	25,816	45,399	103,965	105,592	103,861	51,507
10 1950...	644,924	5,923	24,184	40,017	65,199	149,168	164,118	123,967	72,348
11 Home farms.....acres 1954...	427,399	6,830	26,350	22,601	38,321	94,258	95,437	94,259	49,343
12 1950...	573,779	4,634	21,388	36,652	57,724	126,042	144,804	114,018	68,517
13 Cropper farms.....acres 1954...	45,649	670	3,058	3,215	7,078	9,707	10,155	9,602	2,164
14 1950...	71,145	1,289	2,796	3,365	7,475	23,126	19,314	9,949	3,831
15 Cropland harvested.....total acres 1954...	78,435	...	1,973	2,426	5,251	13,807	19,213	22,179	13,586
16 1949...	119,974	...	1,357	2,724	8,008	25,804	31,865	30,463	19,753
17 Corn harvested for grain.....multiple units reporting 1954...	692	...	118	82	120	172	122	66	12
18 1949...	955	...	85	91	172	321	176	92	18
19 subunits reporting 1954...	1,122	...	150	110	168	291	218	146	39
20 1949...	1,655	...	106	116	260	557	339	207	70
21 acres 1954...	17,551	...	744	847	1,763	3,885	4,125	3,889	2,298
22 1949...	21,690	...	483	871	2,353	6,004	4,970	3,510	3,499
23 bushels 1954...	242,197	...	8,869	9,599	22,228	49,961	60,847	60,121	30,572
24 1949...	434,917	...	8,901	15,197	46,504	121,663	93,400	73,982	75,270
25 Cotton harvested.....multiple units reporting 1954...	687	...	107	84	108	178	127	69	14
26 1949...	1,000	...	65	86	170	344	213	103	19
27 subunits reporting 1954...	1,151	...	129	106	140	278	238	201	59
28 1949...	1,893	...	71	102	238	587	490	306	99
29 acres 1954...	29,356	...	727	883	1,808	4,929	6,871	8,286	5,852
30 1949...	63,045	...	397	1,011	3,293	12,770	17,723	17,853	9,998
31 bales 1954...	9,593	...	197	283	581	1,513	2,150	2,738	2,131
32 1949...	25,075	...	163	478	1,527	5,213	7,062	7,142	3,490
33 Rice harvested.....multiple units reporting 1954...
34 1949...
35 subunits reporting 1954...
36 1949...
37 acres 1954...
38 1949...
39 162-lb. bbl. 1954...
40 1949...
41 Peanuts harvested for picking or threshing.....multiple units reporting 1954...	76	...	11	8	9	18	19	10	1
42 1949...	101	...	5	6	20	37	21	11	1
43 subunits reporting 1954...	94	...	11	9	9	20	23	21	1
44 1949...	137	...	5	6	24	50	32	18	2
45 acres 1954...	1,335	...	17	35	26	215	382	545	115
46 1949...	2,117	...	13	36	90	387	782	479	330
47 pounds 1954...	404,671	...	5,280	12,600	3,530	82,021	97,160	197,180	6,900
48 1949...	1,600,269	...	3,440	21,300	55,617	347,238	651,004	385,670	136,000
49 Horses and/or mules....multiple units reporting 1954...	686	12	128	85	107	169	109	64	12
50 1950...	1,005	15	103	89	177	314	194	97	16
51 number 1954...	2,544	24	342	205	311	646	469	408	139
52 1950...	5,075	34	288	359	626	1,468	1,205	808	287
53 Landlord-tenant operations containing multiple units:									
54 All subunits including home farm.....number 1954...	2,498	56	433	247	337	541	445	339	100
55 1950...	3,922	76	328	355	536	1,037	877	487	226
56 Land in all subunits including home farm.....acres 1954...	499,749	8,231	32,091	27,223	47,799	109,855	111,624	109,721	53,205
57 1950...	710,157	8,377	27,108	54,708	70,173	160,733	177,022	131,416	80,620
58 Owned by operator of multiple unit..acres 1954...	389,799	8,171	29,384	24,393	37,818	83,859	88,769	72,814	44,591
59 1950...	559,803	7,638	24,117	40,507	56,185	133,404	132,090	103,849	62,013
60 Rented by operator of multiple unit.....acres 1954...	109,950	60	2,707	2,830	9,981	25,996	22,855	36,907	8,614
61 1950...	150,354	739	2,991	14,201	13,988	27,329	44,932	27,567	18,607
62 Subunits not included in multiple units.....operators reporting 1954...	244	6	46	20	34	58	44	28	8
63 1950...	403	9	40	39	60	108	88	47	12
64 number 1954...	469	8	72	39	54	89	102	74	31
65 1950...	1,022	26	78	123	107	206	243	129	110
66 Share tenants.....number 1954...	244	2	34	15	27	48	59	42	17
67 1950...	542	6	42	39	53	101	136	85	80
68 Other tenants, not croppers nor share tenants.....number 1954...	225	6	38	24	27	41	43	32	14
69 1950...	480	20	36	84	54	105	107	44	30
70 Land in subunits not included in multiple units.....acres 1954...	26,701	731	2,683	1,407	2,400	5,890	6,032	5,860	1,698
1950...	65,233	2,454	2,924	14,691	4,974	11,565	12,904	7,449	8,272

¹Data for 1950 do not include reports for Shelby County, which was included in the 1954 multiple-unit area. See text.

MULTIPLE-UNIT OPERATIONS

Economic Area Table 4.—MULTIPLE-UNIT OPERATIONS, BY ACRES OF CROPLAND HARVESTED: CENSUSES OF 1954 AND 1950—Continued

Item (For definitions and explanations, see text)	Areas 14, G, and H ¹								
	Total	Acres of cropland harvested							
		None	Under 20 acres	20 to 29 acres	30 to 49 acres	50 to 99 acres	100 to 199 acres	200 to 499 acres	500 acres and over
1 Multiple-unit operations.....number 1954...	423	5	18	16	48	110	105	86	35
2 1950...	441	8	15	18	36	108	129	94	33
3 Subunits in multiple-unit									
4 operations.....total number 1954...	1,136	10	37	32	96	234	268	276	183
5 1950...	1,276	25	30	36	76	239	322	324	224
6 Home farms.....number 1954...	407	5	18	15	48	103	99	84	35
7 1950...	418	7	15	17	34	103	122	87	33
8 Cropper farms.....number 1954...	729	5	19	17	48	131	169	192	148
9 1950...	858	18	15	19	42	136	200	237	191
10 Land in multiple-unit operations...total acres 1954...	389,371	965	9,719	2,647	15,045	54,884	63,985	139,358	102,768
11 1950...	443,563	7,260	2,374	7,046	27,443	38,083	79,949	91,549	189,859
12 Home farms.....acres 1954...	348,722	160	9,122	2,249	13,402	47,510	54,046	128,635	93,598
13 1950...	400,943	4,007	2,139	6,589	26,005	32,100	71,709	81,358	177,036
14 Cropper farms.....acres 1954...	40,649	805	597	398	1,643	7,374	9,939	10,723	9,170
15 1950...	42,620	3,253	235	457	1,438	5,983	8,240	10,191	12,823
16 Cropland harvested.....total acres 1954...	83,755	...	214	378	1,883	8,182	15,013	26,675	31,410
17 1949...	86,760	...	185	429	1,501	7,864	17,383	27,927	31,471
18 Corn harvested for									
19 grain.....multiple units reporting 1954...	341	...	12	13	40	98	89	69	20
20 1949...	334	...	8	15	28	91	105	63	24
21 subunits reporting 1954...	667	...	12	17	58	156	171	169	84
22 1949...	731	...	9	19	44	151	206	163	139
23 acres 1954...	11,036	...	63	137	667	2,406	2,785	3,274	1,704
24 1949...	11,342	...	44	138	502	1,782	3,119	2,856	2,901
25 bushels 1954...	286,901	...	1,042	3,320	14,591	57,006	72,850	83,106	54,986
26 1949...	250,358	...	700	2,359	8,252	38,276	67,786	49,093	83,892
27 Cotton harvested.....multiple units reporting 1954...	350	...	11	13	42	95	96	73	20
28 1949...	393	...	10	16	30	101	121	86	29
29 subunits reporting 1954...	807	...	11	17	49	156	219	227	128
30 1949...	966	...	12	20	45	182	260	260	187
31 acres 1954...	28,646	...	82	194	646	3,316	7,074	9,340	7,994
32 1949...	38,529	...	91	250	764	4,456	9,211	12,814	10,943
33 bales 1954...	21,212	...	54	113	388	2,211	5,262	6,987	6,197
34 1949...	24,056	...	66	149	443	2,668	5,224	8,089	7,417
35 Rice harvested.....multiple units reporting 1954...	39	6	14	19
36 1949...	17	9	8
37 subunits reporting 1954...	63	6	18	39
38 1949...	22	9	13
39 acres 1954...	15,989	681	3,050	12,258
40 1949...	7,999	2,149	5,850
41 162-lb. bbl. 1954...	268,355	10,595	63,944	193,816
42 1949...	109,902	31,141	78,761
43 Peanuts harvested for picking or									
44 threshing.....multiple units reporting 1954...	12	...	1	1	3	3	3	3	1
45 1949...	9	5	2	...
46 subunits reporting 1954...	18	...	1	1	...	4	5	5	2
47 1949...	9	2	5	2	...
48 acres 1954...	458	...	2	9	...	38	75	270	64
49 1949...	210	45	100	65	...
50 pounds 1954...	225,237	...	400	6,200	...	15,637	37,500	121,500	44,000
51 1949...	72,100	5,800	38,300	28,000	...
52 Horses and/or mules....multiple units reporting 1954...	261	5	12	7	23	68	55	62	29
53 1950...	289	3	7	11	26	73	82	64	23
54 number 1954...	1,337	7	52	36	66	233	190	425	328
55 1950...	2,154	10	17	81	124	339	399	442	742
56 Landlord-tenant operations containing multiple units:									
57 All subunits including home farm.....number 1954...	1,559	12	88	41	122	294	355	388	259
58 1950...	1,841	30	38	96	112	328	429	439	369
59 Land in all subunits including									
60 home farm.....acres 1954...	433,719	985	19,175	3,117	17,137	59,257	70,447	152,787	110,814
61 1950...	516,723	9,582	2,554	11,682	30,143	58,621	95,856	101,768	206,517
62 Owned by operator of multiple unit..acres 1954...	282,378	985	16,125	2,742	14,511	45,540	37,483	89,009	75,983
63 1950...	351,061	6,458	2,314	10,044	16,813	38,943	70,550	58,850	147,089
64 Rented by operator of multiple									
65 unit.....acres 1954...	151,341	...	3,050	375	2,626	13,717	32,964	63,778	34,831
66 1950...	165,662	3,124	240	1,638	13,330	19,678	25,306	42,918	59,428
67 Subunits not included in multiple									
68 units.....operators reporting 1954...	161	1	13	5	13	43	31	36	19
69 1950...	183	3	6	7	11	44	53	38	21
70 number 1954...	423	2	51	9	26	60	87	112	76
71 1950...	565	5	8	60	36	89	107	115	145
72 Share tenants.....number 1954...	312	2	39	3	15	39	71	88	55
73 1950...	294	1	4	28	23	34	61	75	68
74 Other tenants, not croppers									
75 nor share tenants.....number 1954...	111	...	12	6	11	21	16	24	21
76 1950...	271	4	4	32	13	55	46	40	77
77 Land in subunits not included									
78 in multiple units.....acres 1954...	44,348	20	9,456	470	2,092	4,373	6,462	13,429	8,046
79 1950...	73,160	2,322	180	4,636	2,700	20,538	15,907	10,219	16,658

¹Data for 1950 do not include reports for Harris, Jefferson, Liberty, and Orange Counties which were included in the 1954 multiple-unit area. See text.

Economic Area Table 4.—MULTIPLE-UNIT OPERATIONS, BY ACRES OF CROPLAND HARVESTED: CENSUSES OF 1954 AND 1950—Continued

Item (For definitions and explanations, see text)	Area 15								
	Total	Acres of cropland harvested							
		None	Under 20 acres	20 to 29 acres	30 to 49 acres	50 to 99 acres	100 to 199 acres	200 to 499 acres	500 acres and over
1 Multiple-unit operations.....number 1954...	17	...	2	...	1	1	4	4	5
2 1950...	98	...	6	2	6	9	13	13	9
3 Subunits in multiple-unit operations.....total number 1954...	37	...	4	...	2	2	9	9	11
4 1950...	133	...	12	4	12	20	33	30	22
5 Home farms.....number 1954...	17	...	2	...	1	1	4	4	5
6 1950...	96	...	6	2	6	8	13	12	9
7 Cropper farms.....number 1954...	20	...	2	...	1	1	5	5	6
8 1950...	77	...	6	2	6	12	20	18	13
9 Land in multiple-unit operations....total acres 1954...	15,950	...	31	...	40	60	675	6,620	8,524
10 1950...	22,693	...	143	978	265	1,192	3,688	8,204	8,223
11 Home farms.....acres 1954...	12,792	...	21	...	30	15	442	5,373	6,911
12 1950...	18,567	...	59	918	135	813	2,749	6,881	7,012
13 Cropper farms.....acres 1954...	3,158	...	10	...	10	45	233	1,247	1,613
14 1950...	4,126	...	84	60	130	379	939	1,323	1,211
15 Cropland harvested.....total acres 1954...	8,206	...	20	...	30	50	574	1,395	6,137
16 1949...	14,027	...	49	55	228	724	1,956	4,094	6,921
17 Corn harvested for grain.....multiple units reporting 1954...	4	2	1	1
18 1949...	10	1	1	3	3	2
19 subunits reporting 1954...	5	2	2	1
20 1949...	13	1	2	3	4	3
21 acres 1954...	62	32	12	18
22 1949...	158	10	12	38	58	40
23 bushels 1954...	1,875	775	500	600
24 1949...	3,125	75	600	600	670	1,180
25 Cotton harvested.....multiple units reporting 1954...	17	...	2	...	1	1	4	4	5
26 1949...	52	...	3	1	6	7	13	13	9
27 subunits reporting 1954...	33	...	2	...	2	1	8	9	11
28 1949...	100	...	3	1	9	14	26	26	21
29 acres 1954...	4,886	...	13	...	29	18	287	936	3,603
30 1949...	10,769	...	19	12	157	449	1,255	3,136	5,741
31 bales 1954...	4,069	...	18	...	24	20	266	734	3,007
32 1949...	9,087	...	22	11	180	510	940	2,584	4,840
33 Rice harvested.....multiple units reporting 1954...
34 1949...
35 subunits reporting 1954...
36 1949...
37 acres 1954...
38 1949...
39 162-lb. bbl. 1954...
40 1949...
41 Peanuts harvested for picking or threshing.....multiple units reporting 1954...
42 1949...
43 subunits reporting 1954...
44 1949...
45 acres 1954...
46 1949...
47 pounds 1954...
48 1949...
49 Horses and/or mules....multiple units reporting 1954...	8	1	...	1	3	3
50 1950...	26	...	1	...	4	5	6	7	3
51 number 1954...	19	1	...	1	8	9
52 1950...	72	...	3	...	6	8	23	25	7
53 Landlord-tenant operations containing multiple units: All subunits including home farm.....number 1954...	42	...	4	...	2	2	10	13	11
54 1950...	174	...	13	18	12	22	46	37	26
55 Land in all subunits including home farm.....acres 1954...	18,510	...	31	...	40	60	1,075	8,780	8,524
56 1950...	25,257	...	311	1,631	265	1,491	4,263	8,986	8,310
57 Owned by operator of multiple unit.....acres 1954...	10,566	...	23	...	20	60	1,029	6,230	3,204
58 1950...	17,019	...	311	1,221	237	1,189	2,843	7,381	3,837
59 Rented by operator of multiple unit.....acres 1954...	7,944	...	8	...	20	...	46	2,550	5,320
60 1950...	8,238	410	28	302	1,420	1,605	4,473
61 Subunits not included in multiple units.....operators reporting 1954...	3	1	2	...
62 1950...	19	...	1	2	...	2	5	7	2
63 number 1954...	5	1	4	...
64 1950...	41	...	1	14	...	2	13	7	4
65 Share tenants.....number 1954...	4	1	3	...
66 1950...	30	12	8	6	4
67 Other tenants, not croppers nor share tenants.....number 1954...	1	1	...
68 1950...	11	...	1	2	...	2	5	1	...
69 Land in subunits not included in multiple units.....acres 1954...	2,560	400	2,160	...
70 1950...	2,564	...	168	653	...	299	575	782	87

MULTIPLE-UNIT OPERATIONS

Economic Area Table 5.—MULTIPLE-UNIT OPERATIONS, BY NUMBER OF SUBUNITS: CENSUSES OF 1954 AND 1950

Item (For definitions and explanations, see text)	Total, selected areas ¹						
	Total	Number of subunits					
		2	3	4	5 to 9	10 to 19	20 and over
1 Multiple-unit operations.....number 1954...	5,090	3,843	747	242	222	28	8
2 1950...	6,122	4,536	924	296	295	51	20
3 Subunits in multiple-unit operations.....total number 1954...	12,856	7,686	2,241	968	1,353	379	229
4 1950...	16,026	9,072	2,772	1,184	1,818	637	543
5 Home farms.....number 1954...	4,928	3,721	725	228	219	27	8
6 1950...	5,888	4,372	888	284	275	50	19
7 Cropper farms.....number 1954...	7,928	3,965	1,516	740	1,134	352	221
8 1950...	10,138	4,700	1,884	900	1,543	587	524
9 Land in multiple-unit operations....total acres 1954...	3,263,502	1,876,358	597,709	241,625	386,954	107,418	53,438
10 1950...	3,637,500	1,968,267	665,801	316,383	430,547	159,188	97,314
11 Home farms.....acres 1954...	2,844,592	1,646,637	518,022	204,427	333,934	94,842	46,730
12 1950...	3,100,442	1,706,635	564,283	270,740	347,535	132,834	78,415
13 Cropper farms.....acres 1954...	418,910	229,721	79,687	37,198	53,020	12,576	6,708
14 1950...	537,098	261,632	101,518	45,643	83,012	26,354	18,899
15 Cropland harvested.....total acres 1954...	1,072,742	605,361	191,213	91,597	126,320	39,775	18,476
16 1949...	1,202,014	643,526	230,016	100,885	145,394	45,961	36,232
17 Corn harvested for grain.....multiple units reporting 1954...	4,007	2,973	620	196	186	25	7
18 1949...	4,827	3,516	763	245	242	46	15
19 subunits reporting 1954...	7,099	4,216	1,293	528	749	178	135
20 1949...	8,576	5,063	1,508	591	927	315	172
21 acres 1954...	164,240	97,536	31,668	12,128	16,943	3,918	2,047
22 1949...	170,070	97,222	30,314	13,004	19,412	6,381	3,737
23 bushels 1954...	2,964,899	1,688,261	583,228	233,138	322,447	97,606	40,219
24 1949...	3,635,385	2,037,949	646,236	292,141	437,430	145,888	75,741
25 Cotton harvested.....multiple units reporting 1954...	4,512	3,322	703	236	216	27	8
26 1949...	5,338	3,835	862	287	283	51	20
27 subunits reporting 1954...	9,326	5,081	1,732	808	1,169	333	203
28 1949...	11,798	6,139	2,100	961	1,538	552	508
29 acres 1954...	446,936	234,426	83,565	39,848	57,612	20,875	10,610
30 1949...	650,871	333,207	123,790	55,056	85,946	29,034	24,238
31 bales 1954...	174,483	85,908	29,961	15,997	25,051	11,162	6,444
32 1949...	301,052	147,605	57,887	24,151	42,500	14,025	14,884
33 Rice harvested.....multiple units reporting 1954...	39	27	6	2	4
34 1949...	17	11	5	1	...
35 subunits reporting 1954...	63	32	16	2	13
36 1949...	22	12	6	4	...
37 acres 1954...	15,989	9,347	3,270	432	2,940
38 1949...	7,999	4,123	2,414	1,462	...
39 162-lb. bbl. 1954...	268,355	158,939	61,430	9,320	38,666
40 1949...	109,902	61,239	26,510	22,153	...
41 Peanuts harvested for picking or threshing.....multiple units reporting 1954...	196	165	20	7	4
42 1949...	284	220	16	16	7	1	...
43 subunits reporting 1954...	253	201	27	11	14
44 1949...	380	271	66	32	10	1	...
45 acres 1954...	5,822	4,799	357	358	308
46 1949...	8,507	5,378	2,136	707	246	40	...
47 pounds 1954...	2,215,155	1,780,185	105,710	118,860	210,400
48 1949...	5,747,768	3,844,472	1,307,456	456,780	115,060	24,000	...
49 Horses and/or mules....multiple units reporting 1954...	2,617	1,885	409	142	151	23	7
50 1950...	3,782	2,657	628	203	232	44	18
51 number 1954...	9,680	5,531	1,792	632	1,120	434	171
52 1950...	19,004	10,145	2,933	1,641	2,303	1,231	751
53 Landlord-tenant operations containing multiple units: All subunits including home farm.....number 1954...	15,565	9,295	2,722	1,129	1,714	441	264
54 1950...	20,473	11,611	3,495	1,513	2,319	908	627
55 Land in all subunits including home farm.....acres 1954...	3,560,828	2,051,026	659,611	263,509	417,612	113,806	55,264
56 1950...	4,095,373	2,221,879	737,074	343,224	514,361	174,222	104,613
57 Owned by operator of multiple unit..acres 1954...	2,466,118	1,428,432	438,073	171,558	298,085	89,274	40,696
58 1950...	2,853,170	1,522,006	488,589	237,758	375,998	136,400	92,419
59 Rented by operator of multiple unit.....acres 1954...	1,094,710	622,594	221,538	91,951	119,527	24,532	14,568
60 1950...	1,242,203	699,873	248,485	105,466	138,363	37,822	12,194
61 Subunits not included in multiple units.....operators reporting 1954...	1,243	862	200	73	93	11	4
62 1950...	1,944	1,292	346	124	135	30	17
63 number 1954...	2,709	1,609	481	161	361	62	35
64 1950...	4,447	2,539	723	329	501	271	84
65 Share tenants.....number 1954...	1,883	1,103	396	122	193	47	22
66 1950...	2,537	1,390	436	213	303	147	48
67 Other tenants, not croppers nor share tenants.....number 1954...	826	506	85	39	168	15	13
68 1950...	1,910	1,149	287	116	198	124	36
69 Land in subunits not included in multiple units.....acres 1954...	297,326	174,668	61,902	21,884	30,658	6,388	1,826
70 1950...	457,873	253,612	71,273	26,841	83,814	15,034	7,299

¹Data for 1950 do not include reports for Harris, Jefferson, Liberty, Orange, and Shelby Counties which were included in the 1954 multiple-unit area. See text.

Economic Area Table 5.—MULTIPLE-UNIT OPERATIONS, BY NUMBER OF SUBUNITS: CENSUSES OF 1954 AND 1950—Continued

Item (For definitions and explanations, see text)		Areas B, C, D, and E						
		Total	Number of subunits					
			2	3	4	5 to 9	10 to 19	20 and over
1	Multiple-unit operations.....number 1954...	2,253	1,678	350	110	106	8	1
2	1950...	2,778	2,050	425	136	145	17	5
3	Subunits in multiple-unit operations.....total number 1954...	5,610	3,356	1,050	440	638	104	22
4	1950...	7,131	4,100	1,275	544	896	203	113
5	Home farms.....number 1954...	2,170	1,615	342	100	105	7	1
6	1950...	2,665	1,968	410	131	136	16	4
7	Cropper farms.....number 1954...	3,440	1,741	708	340	533	97	21
8	1950...	4,466	2,132	865	413	760	187	109
9	Land in multiple-unit operations...total acres 1954...	1,149,940	652,708	234,025	91,667	136,218	26,046	9,276
10	1950...	1,220,459	662,548	221,049	105,137	171,360	36,354	24,011
11	Home farms.....acres 1954...	958,644	550,278	194,185	75,389	109,136	21,687	7,969
12	1950...	971,258	542,438	174,833	82,364	129,690	25,037	16,896
13	Cropper farms.....acres 1954...	191,296	102,430	39,340	16,278	27,082	4,359	1,307
14	1950...	249,201	120,110	46,216	22,773	41,670	11,317	7,115
15	Cropland harvested.....total acres 1954...	564,387	327,629	109,253	47,102	64,366	12,713	3,324
16	1949...	635,334	348,582	123,381	54,155	80,981	16,641	11,594
17	Corn harvested for grain.....multiple units reporting 1954...	1,739	1,280	278	85	89	6	1
18	1949...	2,180	1,580	345	114	123	15	3
19	subunits reporting 1954...	2,982	1,814	551	226	330	43	18
20	1949...	3,682	2,222	634	259	439	86	42
21	acres 1954...	81,481	49,354	15,985	5,647	8,454	1,597	444
22	1949...	83,443	47,723	15,466	6,049	10,902	1,837	1,466
23	bushels 1954...	1,436,944	863,893	286,516	98,944	139,886	41,295	6,410
24	1949...	1,860,551	1,066,837	350,031	124,185	253,305	41,222	24,971
25	Cotton harvested.....multiple units reporting 1954...	2,139	1,570	346	110	105	7	1
26	1949...	2,605	1,887	419	135	142	17	5
27	subunits reporting 1954...	4,611	2,635	918	393	572	72	21
28	1949...	5,844	3,226	1,089	471	796	171	91
29	acres 1954...	262,698	147,691	52,729	22,879	32,360	5,706	1,333
30	1949...	395,687	212,086	75,750	34,468	52,831	11,874	8,678
31	bales 1954...	76,097	41,013	15,778	7,105	9,843	2,084	274
32	1949...	161,106	83,004	32,620	14,126	23,994	4,854	2,508
33	Rice harvested.....multiple units reporting 1954...
34	1949...
35	subunits reporting 1954...
36	1949...
37	acres 1954...
38	1949...
39	162-lb. bbl. 1954...
40	1949...
41	Peanuts harvested for picking or threshing.....multiple units reporting 1954...	22	19	3
42	1949...	39	28	6	3	2
43	subunits reporting 1954...	28	22	6
44	1949...	51	32	9	7	3
45	acres 1954...	554	477	77
46	1949...	1,185	732	166	182	105
47	pounds 1954...	145,526	126,726	18,800
48	1949...	828,922	562,912	158,080	69,930	38,000
49	Horses and/or mules....multiple units reporting 1954...	746	501	129	51	60	4	1
50	1950...	1,266	843	225	79	101	15	3
51	number 1954...	2,188	1,141	491	176	293	62	25
52	1950...	4,892	2,582	803	360	820	292	35
53	Landlord-tenant operations containing multiple units: All subunits including home farm.....number 1954...	6,623	3,937	1,215	528	804	113	26
54	1950...	8,728	4,995	1,602	647	1,122	223	139
55	Land in all subunits including home farm.....acres 1954...	1,269,859	729,333	257,015	102,720	144,098	27,310	9,383
56	1950...	1,393,402	759,894	250,380	115,961	199,699	38,788	28,680
57	Owned by operator of multiple unit..acres 1954...	790,907	461,478	148,861	64,555	92,333	17,244	6,436
58	1950...	902,490	489,150	146,166	73,807	136,990	30,270	26,107
59	Rented by operator of multiple unit.....acres 1954...	478,952	267,855	108,154	38,165	51,765	10,066	2,947
60	1950...	490,912	270,744	104,214	42,154	62,709	8,518	2,573
61	Subunits not included in multiple units.....operators reporting 1954...	453	296	82	35	37	2	1
62	1950...	790	516	148	50	62	9	5
63	number 1954...	1,013	581	165	88	166	9	4
64	1950...	1,597	895	327	103	226	20	26
65	Share tenants.....number 1954...	725	451	145	67	50	8	4
66	1950...	1,063	583	214	77	148	17	24
67	Other tenants, not croppers nor share tenants.....number 1954...	288	130	20	21	116	1	...
68	1950...	534	312	113	26	78	3	2
69	Land in subunits not included in multiple units.....acres 1954...	119,919	76,625	22,990	11,053	7,880	1,264	107
70	1950...	172,943	97,346	29,331	10,824	28,339	2,434	4,669

MULTIPLE-UNIT OPERATIONS

Economic Area Table 5.—MULTIPLE-UNIT OPERATIONS, BY NUMBER OF SUBUNITS: CENSUSES OF 1954 AND 1950—Continued

Item (For definitions and explanations, see text)	Area 9						
	Total	Number of subunits					
		2	3	4	5 to 9	10 to 19	20 and over
1 Multiple-unit operations.....number 1954...	372	247	59	19	27	14	6
2 1950...	431	288	65	22	31	12	13
3 Subunits in multiple-unit operations.....total number 1954...	1,259	494	177	76	165	192	155
4 1950...	1,593	576	195	88	205	160	369
5 Home farms.....number 1954...	363	240	58	19	26	14	6
6 1950...	413	276	64	18	30	12	13
7 Cropper farms.....number 1954...	896	254	119	57	139	178	149
8 1950...	1,180	300	131	70	175	148	356
9 Land in multiple-unit operations.....total acres 1954...	433,870	186,774	75,461	27,956	60,432	52,930	30,317
10 1950...	425,226	172,768	70,587	26,401	66,277	35,176	54,017
11 Home farms.....acres 1954...	402,223	174,294	71,312	25,678	56,364	47,538	27,037
12 1950...	378,894	160,229	62,225	23,098	57,848	30,783	44,711
13 Cropper farms.....acres 1954...	31,647	12,480	4,149	2,278	4,068	5,392	3,280
14 1950...	46,332	12,539	8,362	3,303	8,429	4,393	9,306
15 Cropland harvested.....total acres 1954...	89,860	23,842	12,014	7,409	15,014	20,517	11,064
16 1949...	91,652	29,366	11,893	6,283	14,806	10,097	19,207
17 Corn harvested for grain.....multiple units reporting 1954...	317	208	54	14	23	13	5
18 1949...	332	223	50	14	25	10	10
19 subunits reporting 1954...	705	284	117	38	98	94	74
20 1949...	695	323	99	38	106	51	78
21 acres 1954...	14,828	5,893	2,501	1,259	2,212	1,724	1,239
22 1949...	11,710	5,316	1,706	546	1,636	846	1,660
23 bushels 1954...	308,606	107,237	51,299	30,294	54,800	43,041	21,935
24 1949...	239,907	106,430	35,591	10,375	35,584	17,689	34,238
25 Cotton harvested.....multiple units reporting 1954...	326	206	56	17	27	14	6
26 1949...	355	221	59	21	29	12	13
27 subunits reporting 1954...	939	277	132	62	147	191	130
28 1949...	1,222	328	135	71	180	150	358
29 acres 1954...	44,826	9,167	5,694	3,312	8,246	11,342	7,065
30 1949...	54,539	14,694	6,876	3,804	9,246	7,338	12,581
31 bales 1954...	26,379	4,320	2,804	1,843	5,902	7,454	4,056
32 1949...	35,006	8,351	3,749	2,297	6,139	4,638	9,832
33 Rice harvested.....multiple units reporting 1954...
34 1949...
35 subunits reporting 1954...
36 1949...
37 acres 1954...
38 1949...
39 162-lb. bbl. 1954...
40 1949...
41 Peanuts harvested for picking or threshing.....multiple units reporting 1954...	29	25	2	1	1
42 1949...	36	27	8	1
43 subunits reporting 1954...	37	32	2	2	1
44 1949...	48	32	13	3
45 acres 1954...	618	440	38	59	81
46 1949...	809	465	326	18
47 pounds 1954...	367,806	234,506	18,800	24,500	90,000
48 1949...	532,699	306,899	210,000	15,800
49 Horses and/or mules....multiple units reporting 1954...	303	192	51	17	25	13	5
50 1950...	349	223	59	14	29	11	13
51 number 1954...	1,623	749	217	126	223	236	72
52 1950...	2,743	1,030	324	121	396	337	535
53 Landlord-tenant operations containing multiple units: All subunits including home farm.....number 1954...	1,583	646	252	92	215	216	162
54 1950...	2,052	827	234	122	268	180	421
55 Land in all subunits including home farm.....acres 1954...	460,687	198,179	81,462	29,828	64,701	55,636	30,881
56 1950...	472,060	192,207	72,829	29,783	82,992	37,961	56,288
57 Owned by operator of multiple unit..acres 1954...	343,470	152,607	61,577	19,937	46,977	43,112	19,260
58 1950...	354,859	142,066	55,514	20,998	64,269	25,345	46,667
59 Rented by operator of multiple unit.....acres 1954...	117,217	45,572	19,885	9,891	17,724	12,524	11,621
60 1950...	117,201	50,141	17,315	8,785	18,723	12,616	9,621
61 Subunits not included in multiple units.....operators reporting 1954...	119	68	23	7	14	5	2
62 1950...	183	111	25	10	21	5	11
63 number 1954...	324	152	75	16	50	24	7
64 1950...	459	251	39	34	63	20	52
65 Share tenants.....number 1954...	253	121	63	9	40	20	...
66 1950...	248	131	25	19	39	16	18
67 Other tenants, not croppers nor share tenants.....number 1954...	71	31	12	7	10	4	7
68 1950...	211	120	14	15	24	4	34
69 Land in subunits not included in multiple units.....acres 1954...	26,817	11,405	6,001	1,872	4,269	2,706	564
70 1950...	46,834	19,439	2,242	3,382	16,715	2,785	2,271

Economic Area Table 5.—MULTIPLE-UNIT OPERATIONS, BY NUMBER OF SUBUNITS: CENSUSES OF 1954 AND 1950—Continued

Item (For definitions and explanations, see text)	Area 10						
	Total	Number of subunits					
		2	3	4	5 to 9	10 to 19	20 and over
1 Multiple-unit operations.....number 1954...	633	484	97	28	24
2 1950...	618	461	90	37	24	6	...
3 Subunits in multiple-unit operations.....total number 1954...	1,518	968	291	112	147
4 1950...	1,563	922	270	148	146	77	...
5 Home farms.....number 1954...	620	475	94	27	24
6 1950...	595	446	84	37	22	6	...
7 Cropper farms.....number 1954...	898	493	197	85	123
8 1950...	968	476	186	111	124	71	...
9 Land in multiple-unit operations...total acres 1954...	313,356	186,289	61,664	19,853	45,550
10 1950...	322,613	171,360	54,226	48,241	37,887	10,899	...
11 Home farms.....acres 1954...	264,061	158,126	50,140	15,997	39,798
12 1950...	264,042	142,096	44,516	40,691	28,845	7,894	...
13 Cropper farms.....acres 1954...	49,295	28,163	11,524	3,856	5,752
14 1950...	58,571	29,264	9,710	7,550	9,042	3,005	...
15 Cropland harvested.....total acres 1954...	85,515	47,463	20,411	6,992	10,649
16 1949...	95,225	49,028	16,175	10,498	13,148	6,376	...
17 Corn harvested for grain.....multiple units reporting 1954...	554	413	90	27	24
18 1949...	539	392	84	36	21	6	...
19 subunits reporting 1954...	1,009	606	200	78	125
20 1949...	1,036	599	194	95	95	53	...
21 acres 1954...	22,845	13,839	4,771	1,334	2,901
22 1949...	22,542	12,086	4,048	2,667	2,249	1,492	...
23 bushels 1954...	449,650	249,509	99,673	30,402	70,066
24 1949...	489,284	261,384	88,028	60,902	50,540	28,430	...
25 Cotton harvested.....multiple units reporting 1954...	540	400	89	27	24
26 1949...	510	362	82	37	23	6	...
27 subunits reporting 1954...	961	547	200	83	131
28 1949...	1,037	553	191	119	111	63	...
29 acres 1954...	29,157	14,051	8,327	2,684	4,095
30 1949...	43,237	20,841	8,015	5,557	5,149	3,675	...
31 bales 1954...	10,104	4,783	2,636	1,071	1,614
32 1949...	20,618	9,698	4,028	2,402	2,732	1,758	...
33 Rice harvested.....multiple units reporting 1954...
34 1949...
35 subunits reporting 1954...
36 1949...
37 acres 1954...
38 1949...
39 162-lb. bbl. 1954...
40 1949...
41 Peanuts harvested for picking or threshing.....multiple units reporting 1954...	18	15	2	1
42 1949...	21	19	2
43 subunits reporting 1954...	21	16	3	2
44 1949...	27	24	3
45 acres 1954...	379	228	128	23
46 1949...	468	401	67
47 pounds 1954...	105,660	63,160	38,500	4,000
48 1949...	244,183	197,591	46,592
49 Horses and/or mules...multiple units reporting 1954...	377	283	56	18	20
50 1950...	464	339	68	30	22	5	...
51 number 1954...	1,133	745	218	53	117
52 1950...	2,294	1,306	336	267	228	157	...
53 Landlord-tenant operations containing multiple units: All subunits including home farm.....number 1954...	1,776	1,137	339	116	184
54 1950...	1,970	1,168	341	186	172	103	...
55 Land in all subunits including home farm.....acres 1954...	337,820	198,207	67,591	19,955	52,067
56 1950...	364,711	188,998	59,196	52,705	50,399	13,413	...
57 Owned by operator of multiple unit...acres 1954...	273,857	161,598	55,987	13,467	42,805
58 1950...	273,086	152,367	49,341	30,018	38,571	2,789	...
59 Rented by operator of multiple unit.....acres 1954...	63,963	36,609	11,604	6,488	9,262
60 1950...	91,625	36,631	9,855	22,687	11,828	10,624	...
61 Subunits not included in multiple units.....operators reporting 1954...	139	109	18	4	8
62 1950...	186	130	35	12	6	3	...
63 number 1954...	258	169	48	4	37
64 1950...	407	246	71	38	26	26	...
65 Share tenants.....number 1954...	182	106	42	4	30
66 1950...	163	91	40	15	4	13	...
67 Other tenants, not croppers nor share tenants.....number 1954...	76	63	6	...	7
68 1950...	244	155	31	23	22	13	...
69 Land in subunits not included in multiple units.....acres 1954...	24,464	11,918	5,927	102	6,517
70 1950...	42,098	17,638	4,970	4,464	12,512	2,514	...

MULTIPLE-UNIT OPERATIONS

Economic Area Table 5.—MULTIPLE-UNIT OPERATIONS, BY NUMBER OF SUBUNITS: CENSUSES OF 1954 AND 1950—Continued

Item (For definitions and explanations, see text)	Area 11						
	Total	Number of subunits					
		2	3	4	5 to 9	10 to 19	20 and over
1 Multiple-unit operations.....number 1954...	529	414	64	32	18	1	...
2 1950...	613	480	96	21	14	2	...
3 Subunits in multiple-unit							
4 operations.....total number 1954...	1,267	828	192	128	109	10	...
5 1950...	1,430	960	288	84	74	24	...
6 Home farms.....number 1954...	521	410	62	30	18	1	...
7 1950...	587	460	92	20	13	2	...
8 Cropper farms.....number 1954...	746	418	130	98	91	9	...
9 1950...	843	500	196	64	61	22	...
10 Land in multiple-unit operations...total acres 1954...	487,967	307,699	73,989	53,008	51,418	1,853	...
11 1950...	558,022	348,140	132,189	29,981	38,201	9,511	...
12 Home farms.....acres 1954...	430,751	274,700	65,777	44,473	44,398	1,403	...
13 1950...	492,959	309,640	117,591	26,555	30,897	8,276	...
14 Cropper farms.....acres 1954...	57,216	32,999	8,212	8,535	7,020	450	...
15 1950...	65,063	38,500	14,598	3,426	7,304	1,235	...
16 Cropland harvested.....total acres 1954...	162,584	105,649	21,758	15,783	18,512	882	...
17 1949...	159,042	97,216	38,880	11,301	9,350	2,295	...
18 Corn harvested for							
19 grain.....multiple units reporting 1954...	360	277	47	23	12	1	...
20 1949...	477	372	75	18	10	2	...
21 subunits reporting 1954...	609	391	104	60	44	10	...
22 1949...	764	535	137	41	35	16	...
23 acres 1954...	16,437	10,030	3,351	1,737	1,024	295	...
24 1949...	19,185	13,162	3,597	1,288	807	331	...
25 bushels 1954...	238,726	123,621	70,417	25,008	9,571	10,109	...
26 1949...	357,243	239,833	65,310	29,630	14,532	7,938	...
27 Cotton harvested.....multiple units reporting 1954...	453	348	56	31	17	1	...
28 1949...	423	319	75	16	11	2	...
29 subunits reporting 1954...	824	501	131	92	93	7	...
30 1949...	736	465	166	46	43	16	...
31 acres 1954...	47,367	29,993	6,424	4,767	5,968	215	...
32 1949...	45,065	25,778	13,336	2,788	2,446	717	...
33 bales 1954...	27,029	17,543	3,452	2,114	3,826	94	...
34 1949...	26,104	15,572	7,497	1,554	1,211	270	...
35 Rice harvested.....multiple units reporting 1954...
36 1949...
37 subunits reporting 1954...
38 1949...
39 acres 1954...
40 1949...
41 162-lb. bbl. 1954...
42 1949...
43 Peanuts harvested for picking							
44 or threshing.....multiple units reporting 1954...	39	38	...	1
45 1949...	78	65	8	3	2
46 subunits reporting 1954...	55	52	...	3
47 1949...	108	81	16	8	3
48 acres 1954...	2,478	2,441	...	37
49 1949...	3,718	2,288	994	336	100
50 pounds 1954...	966,255	932,255	...	34,000
51 1949...	2,469,595	1,544,755	626,600	232,300	65,940
52 Horses and/or mules....multiple units reporting 1954...	236	177	29	18	11	1	...
53 1950...	383	293	60	16	12	2	...
54 number 1954...	836	527	152	92	57	8	...
55 1950...	1,774	1,269	245	108	121	31	...
56 Landlord-tenant operations containing multiple units:							
57 All subunits including home farm.....number 1954...	1,484	979	231	147	117	10	...
58 1950...	1,786	1,186	361	103	109	27	...
59 Land in all subunits including							
60 home farm.....acres 1954...	540,484	341,377	86,238	58,977	52,039	1,853	...
61 1950...	613,063	381,270	142,582	32,038	47,275	9,898	...
62 Owned by operator of multiple unit..acres 1954...	375,141	230,035	54,148	45,352	43,753	1,853	...
63 1950...	394,852	251,781	75,260	20,663	37,550	9,598	...
64 Rented by operator of multiple							
65 unit.....acres 1954...	165,343	111,342	32,090	13,625	8,286
66 1950...	218,211	129,489	67,322	11,375	9,725	300	...
67 Subunits not included in							
68 multiple units.....operators reporting 1954...	124	83	21	14	6
69 1950...	180	127	36	8	8	1	...
70 number 1954...	217	151	39	19	8
71 1950...	356	226	73	19	35	3	...
72 Share tenants.....number 1954...	163	113	31	13	6
73 1950...	197	117	40	16	21	3	...
74 Other tenants, not croppers							
75 nor share tenants.....number 1954...	54	38	8	6	2
76 1950...	159	109	33	3	14
77 Land in subunits not included							
78 in multiple units.....acres 1954...	52,517	33,678	12,249	5,969	621
79 1950...	55,041	33,130	10,393	2,057	9,074	387	...

Economic Area Table 5.—MULTIPLE-UNIT OPERATIONS, BY NUMBER OF SUBUNITS: CENSUSES OF 1954 AND 1950—Continued

Item (For definitions and explanations, see text)		Area 12 ¹						
		Total	Number of subunits					
			2	3	4	5 to 9	10 to 19	20 and over
1	Multiple-unit operations.....number 1954...	863	697	115	24	23	4	...
2	1950...	1,183	903	181	49	42	8	...
3	Subunits in multiple-unit operations.....total number 1954...	2,029	1,394	345	96	140	54	...
4	1950...	2,900	1,806	543	196	261	94	...
5	Home farms.....number 1954...	830	670	111	23	22	4	...
6	1950...	1,154	881	176	47	42	8	...
7	Cropper farms.....number 1954...	1,199	724	234	73	118	50	...
8	1950...	1,746	925	367	149	219	86	...
9	Land in multiple-unit operations....total acres 1954...	473,048	324,359	71,268	23,522	32,416	21,483	...
10	1950...	644,924	355,711	130,471	51,403	66,981	40,358	...
11	Home farms.....acres 1954...	427,399	295,944	63,067	20,571	28,306	19,511	...
12	1950...	573,779	315,719	114,831	45,841	60,080	37,308	...
13	Cropper farms.....acres 1954...	43,649	28,415	8,201	2,951	4,110	1,972	...
14	1950...	71,145	39,992	15,640	5,562	6,901	3,050	...
15	Cropland harvested.....total acres 1954...	78,435	49,435	12,812	5,301	6,318	4,569	...
16	1949...	119,974	66,651	23,119	11,120	14,214	4,870	...
17	Corn harvested for grain.....multiple units reporting 1954...	692	546	100	23	19	4	...
18	1949...	955	712	158	42	36	7	...
19	subunits reporting 1954...	1,122	758	209	62	66	27	...
20	1949...	1,655	1,026	333	105	137	54	...
21	acres 1954...	17,551	11,645	3,275	1,208	1,134	289	...
22	1949...	21,690	12,852	3,933	1,274	2,381	1,250	...
23	bushels 1954...	242,197	164,083	37,201	19,623	18,399	2,891	...
24	1949...	434,917	246,777	77,338	28,269	49,799	32,734	...
25	Cotton harvested.....multiple units reporting 1954...	687	537	102	23	21	4	...
26	1949...	1,000	738	165	48	41	8	...
27	subunits reporting 1954...	1,151	718	217	73	99	44	...
28	1949...	1,893	1,078	367	154	212	82	...
29	acres 1954...	29,356	16,601	4,961	2,158	2,866	2,770	...
30	1949...	63,045	34,945	11,843	5,082	8,108	3,067	...
31	bales 1954...	9,293	5,168	1,675	863	962	925	...
32	1949...	25,075	13,906	4,749	2,057	3,246	1,117	...
33	Rice harvested.....multiple units reporting 1954...
34	1949...
35	subunits reporting 1954...
36	1949...
37	acres 1954...
38	1949...
39	162-lb. bbl. 1954...
40	1949...
41	Peanuts harvested for picking or threshing.....multiple units reporting 1954...	76	57	13	4	2
42	1949...	101	72	16	9	3	1	...
43	subunits reporting 1954...	94	63	16	4	11
44	1949...	137	93	25	14	4	1	...
45	acres 1954...	1,335	819	114	239	163
46	1949...	2,117	1,282	583	171	41	40	...
47	pounds 1954...	404,671	242,301	29,610	56,360	76,400
48	1949...	1,600,269	1,160,215	266,184	138,750	11,120	24,000	...
49	Horses and/or mules....multiple units reporting 1954...	686	543	98	22	19	4	...
50	1950...	1,005	748	167	44	39	7	...
51	number 1954...	2,544	1,636	451	116	235	106	...
52	1950...	5,075	3,052	956	401	495	171	...
53	Landlord-tenant operations containing multiple units:							
54	All subunits including home farm.....number 1954...	2,498	1,730	410	107	169	82	...
55	1950...	3,922	2,373	688	285	352	224	...
56	Land in all subunits including home farm.....acres 1954...	499,749	340,659	75,214	24,229	35,767	23,880	...
57	1950...	710,157	396,978	138,939	55,249	72,587	46,404	...
58	Owned by operator of multiple unit..acres 1954...	389,799	263,922	60,352	13,341	28,634	23,550	...
59	1950...	559,803	301,160	107,718	42,166	63,399	45,360	...
60	Rented by operator of multiple unit.....acres 1954...	109,950	76,737	14,862	10,888	7,133	330	...
61	1950...	150,354	95,818	31,221	13,083	9,188	1,044	...
62	Subunits not included in multiple units.....operators reporting 1954...	244	193	32	5	11	3	...
63	1950...	403	279	71	27	19	7	...
64	number 1954...	469	336	65	11	29	28	...
65	1950...	1,022	567	145	89	91	130	...
66	Share tenants.....number 1954...	244	161	38	9	18	18	...
67	1950...	542	280	76	56	58	72	...
68	Other tenants, not croppers nor share tenants.....number 1954...	225	175	27	2	11	10	...
69	1950...	480	287	69	33	33	58	...
70	Land in subunits not included in multiple units.....acres 1954...	26,701	16,300	3,946	707	3,351	2,397	...
	1950...	65,233	41,267	8,468	3,846	5,606	6,046	...

¹Data for 1950 do not include reports for Shelby County, which was included in the 1954 multiple-unit area. See text.

MULTIPLE-UNIT OPERATIONS

Economic Area Table 5.—MULTIPLE-UNIT OPERATIONS, BY NUMBER OF SUBUNITS: CENSUSES OF 1954 AND 1950—Continued

Item (For definitions and explanations, see text)	Areas 14, G, and H ¹						
	Total	Number of subunits					
		2	3	4	5 to 9	10 to 19	20 and over
1 Multiple-unit operations.....number 1954...	423	309	59	29	24	1	1
2 1950...	441	304	64	29	36	6	2
3 Subunits in multiple-unit operations.....total number 1954...	1,136	618	177	116	154	19	52
4 1950...	1,276	608	192	116	220	79	61
5 Home farms.....number 1954...	407	297	55	29	24	1	1
6 1950...	418	293	59	29	29	6	2
7 Cropper farms.....number 1954...	729	321	122	87	130	18	51
8 1950...	858	315	133	87	191	73	59
9 Land in multiple-unit operations....total acres 1954...	389,371	209,707	74,174	25,619	60,920	5,106	13,845
10 1950...	443,563	239,287	55,589	53,638	48,873	26,890	19,286
11 Home farms.....acres 1954...	348,722	187,069	66,975	22,319	55,932	4,703	11,724
12 1950...	400,943	221,255	48,657	51,049	39,638	23,536	16,808
13 Cropper farms.....acres 1954...	40,649	22,638	7,199	3,300	4,988	403	2,121
14 1950...	42,620	18,032	6,932	2,589	9,235	3,354	2,478
15 Cropland harvested.....total acres 1954...	83,755	44,834	13,268	9,010	11,461	1,094	4,088
16 1949...	86,760	41,604	14,903	6,867	12,273	5,682	5,431
17 Corn harvested for grain.....multiple units reporting 1954...	341	246	50	24	19	1	1
18 1949...	334	228	51	20	27	6	2
19 subunits reporting 1954...	667	359	111	64	86	4	43
20 1949...	731	347	111	51	115	55	52
21 acres 1954...	11,036	6,743	1,755	943	1,218	13	364
22 1949...	11,342	5,945	1,564	1,160	1,437	625	611
23 bushels 1954...	286,901	178,793	37,372	28,867	29,725	270	11,874
24 1949...	250,358	113,743	29,938	38,600	33,670	17,875	16,532
25 Cotton harvested.....multiple units reporting 1954...	350	247	51	28	22	1	1
26 1949...	393	264	59	28	34	6	2
27 subunits reporting 1954...	807	379	125	105	127	19	52
28 1949...	966	419	143	93	182	70	59
29 acres 1954...	28,646	13,360	4,107	4,048	4,077	842	2,212
30 1949...	38,529	16,504	6,550	2,838	7,295	2,363	2,979
31 bales 1954...	21,212	9,644	2,984	2,961	2,904	605	2,114
32 1949...	24,056	9,547	4,265	1,565	4,747	1,388	2,544
33 Rice harvested.....multiple units reporting 1954...	39	27	6	2	4
34 1949...	17	11	5	1	...
35 subunits reporting 1954...	63	32	16	2	13
36 1949...	22	12	6	4	...
37 acres 1954...	15,989	9,347	3,270	432	2,940
38 1949...	7,999	4,123	2,414	1,462	...
39 162-lb. bbl. 1954...	268,355	158,939	61,430	9,320	38,666
40 1949...	109,902	61,239	26,510	22,153	...
41 Peanuts harvested for picking or threshing.....multiple units reporting 1954...	12	11	1
42 1949...	9	9
43 subunits reporting 1954...	18	16	...	2
44 1949...	9	9
45 acres 1954...	458	394	64
46 1949...	210	210
47 pounds 1954...	225,237	181,237	44,000
48 1949...	72,100	72,100
49 Horses and/or mules....multiple units reporting 1954...	261	183	44	16	16	1	1
50 1950...	289	189	47	27	27	4	2
51 number 1954...	1,337	721	256	69	195	22	74
52 1950...	2,154	848	266	384	232	243	181
53 Landlord-tenant operations containing multiple units: All subunits including home farm.....number 1954...	1,559	836	263	139	225	20	76
54 1950...	1,841	930	260	162	271	151	67
55 Land in all subunits including home farm.....acres 1954...	433,719	232,239	84,613	27,800	68,940	5,127	15,000
56 1950...	516,723	281,790	71,458	55,906	60,166	27,758	19,645
57 Owned by operator of multiple unit....acres 1954...	282,378	154,504	50,870	14,906	43,583	3,515	15,000
58 1950...	351,061	171,363	54,250	48,556	34,209	23,038	19,645
59 Rented by operator of multiple unit.....acres 1954...	151,341	77,735	33,743	12,894	25,357	1,612	...
60 1950...	165,662	110,427	17,208	7,350	25,957	4,720	...
61 Subunits not included in multiple units.....operators reporting 1954...	161	111	23	8	17	1	1
62 1950...	183	112	31	17	17	5	1
63 number 1954...	423	218	86	23	71	1	24
64 1950...	565	322	68	46	51	72	6
65 Share tenants.....number 1954...	312	150	74	20	49	1	18
66 1950...	294	165	41	30	26	26	6
67 Other tenants, not croppers nor share tenants.....number 1954...	111	68	12	3	22	...	6
68 1950...	271	157	27	16	25	46	...
69 Land in subunits not included in multiple units.....acres 1954...	44,348	22,532	10,439	2,181	8,020	21	1,155
70 1950...	73,160	42,503	15,869	2,268	11,293	868	359

¹Data for 1950 do not include reports for Harris, Jefferson, Liberty, and Orange Counties which were included in the 1954 multiple-unit area. See text.

Economic Area Table 5.—MULTIPLE-UNIT OPERATIONS, BY NUMBER OF SUBUNITS: CENSUSES OF 1954 AND 1950—Continued

Item (For definitions and explanations, see text)		Area 15					
		Total	Number of subunits				
			2	3	4	5 to 9	10 to 19
1	Multiple-unit operations.....number 1954...	17	14	3
2	1950...	58	50	3	2	3	...
3	Subunits in multiple-unit operations.....total number 1954...	37	28	9
4	1950...	133	100	9	8	16	...
5	Home farms.....number 1954...	17	14	3
6	1950...	56	48	3	2	3	...
7	Cropper farms.....number 1954...	20	14	6
8	1950...	77	52	6	6	13	...
9	Land in multiple-unit operations....total acres 1954...	15,950	8,822	7,128
10	1950...	22,693	18,453	1,690	1,582	968	...
11	Home farms.....acres 1954...	12,792	6,226	6,566
12	1950...	18,567	15,258	1,630	1,142	537	...
13	Cropper farms.....acres 1954...	3,158	2,596	562
14	1950...	4,126	3,195	60	440	431	...
15	Cropland harvested.....total acres 1954...	8,206	6,509	1,697
16	1949...	14,027	11,079	1,665	661	622	...
17	Corn harvested for grain.....multiple units reporting 1954...	4	3	1
18	1949...	10	9	1	1
19	subunits reporting 1954...	5	4	1
20	1949...	13	11	...	2
21	acres 1954...	62	32	30
22	1949...	158	138	...	20
23	bushels 1954...	1,875	1,125	750
24	1949...	3,125	2,945	...	180
25	Cotton harvested.....multiple units reporting 1954...	17	14	3
26	1949...	52	44	3	2	3	...
27	subunits reporting 1954...	33	24	9
28	1949...	100	70	9	7	14	...
29	acres 1954...	4,886	3,563	1,323
30	1949...	10,769	8,399	1,420	519	471	...
31	bales 1954...	4,069	3,437	632
32	1949...	9,087	7,527	979	150	431	...
33	Rice harvested.....multiple units reporting 1954...
34	1949...
35	subunits reporting 1954...
36	1949...
37	acres 1954...
38	1949...
39	162-lb. bbl. 1954...
40	1949...
41	Peanuts harvested for picking or threshing.....multiple units reporting 1954...
42	1949...
43	subunits reporting 1954...
44	1949...
45	acres 1954...
46	1949...
47	pounds 1954...
48	1949...
49	Horses and/or mules....multiple units reporting 1954...	8	6	2
50	1950...	26	22	2	...	2	...
51	number 1954...	19	12	7
52	1950...	72	58	3	...	11	...
53	Landlord-tenant operations containing multiple units:						
54	All subunits including home farm.....number 1954...	42	30	12
55	1950...	174	132	9	8	25	...
56	Land in all subunits including home farm.....acres 1954...	18,510	11,032	7,478
57	1950...	25,257	20,742	1,690	1,582	1,243	...
58	Owned by operator of multiple unit..acres 1954...	10,566	4,288	6,278
59	1950...	17,019	14,119	340	1,550	1,010	...
60	Rented by operator of multiple unit.....acres 1954...	7,944	6,744	1,200
61	1950...	8,238	6,623	1,350	32	233	...
62	Subunits not included in multiple units.....operators reporting 1954...	3	2	1
63	1950...	19	17	2	...
64	number 1954...	5	2	3
65	1950...	41	32	9	...
66	Share tenants.....number 1954...	4	1	3
67	1950...	30	23	7	...
68	Other tenants, not croppers nor share tenants.....number 1954...	1	1
69	1950...	11	9	2	...
70	Land in subunits not included in multiple units.....acres 1954...	2,560	2,210	350
	1950...	2,564	2,289	275	...

MULTIPLE-UNIT OPERATIONS

Economic Area Table 6.—MULTIPLE-UNIT OPERATIONS, BY KIND OF TENANT IN LANDLORD-TENANT OPERATION:
CENSUSES OF 1954 AND 1950

Item (For definitions and explanations, see text)		Total, selected areas ¹				Areas 8, C, D, and E			
		Total	Kind of tenant in landlord-tenant operation			Total	Kind of tenant in landlord-tenant operation		
			Croppers only	Croppers, share, and/or other tenants only	Croppers and tenants other than share tenants only		Croppers only	Croppers, share, and/or other tenants only	Croppers and tenants other than share tenants only
1 Multiple-unit operations.....number	1954...	5,090	3,847	911	332	2,253	1,800	361	92
	1950...	6,122	4,178	1,266	678	2,778	1,988	549	241
3 Subunits in multiple-unit operations.....total number	1954...	12,856	9,400	2,596	860	5,610	4,369	992	249
	1950...	16,026	3,914	1,335,856	1,906	7,131	4,825	1,605	701
5 Home farms.....number	1954...	4,928	3,713	892	323	2,170	1,732	349	89
	1950...	5,888	4,025	1,216	647	2,665	1,918	521	226
7 Cropper farms.....number	1954...	7,928	5,687	1,704	537	3,440	2,637	643	160
	1950...	10,138	6,181	2,698	1,259	4,466	2,907	1,084	475
9 Land in multiple-unit operations...total acres	1954...	3,263,502	1,972,307	1,023,668	267,527	1,149,940	802,522	295,095	52,323
	1950...	3,637,500	1,851,600	1,335,856	450,044	1,220,459	743,667	352,508	124,284
11 Home farms.....acres	1954...	2,844,592	1,679,070	920,898	244,624	958,644	664,755	251,138	42,751
	1950...	3,100,442	1,535,258	1,192,934	372,250	971,258	592,905	284,401	93,952
13 Cropper farms.....acres	1954...	418,910	293,237	102,770	22,903	191,296	137,767	43,957	9,572
	1950...	537,058	316,342	142,922	77,794	249,201	150,762	68,107	30,332
15 Cropland harvested.....total acres	1954...	1,072,742	776,473	230,659	65,610	564,387	438,817	101,733	23,837
	1949...	1,202,014	766,495	308,886	126,633	635,334	433,232	146,119	55,983
17 Corn harvested for grain.....multiple units reporting	1954...	4,007	3,035	733	239	1,739	1,396	283	60
	1949...	4,827	3,312	989	526	2,180	1,559	431	190
19 subunits reporting	1954...	7,099	5,305	1,407	387	2,982	2,373	512	97
	1949...	8,576	5,609	1,997	970	3,682	2,528	802	352
21 acres	1954...	164,240	122,515	33,376	8,349	81,481	64,736	14,183	2,562
	1949...	170,070	109,685	42,358	18,027	83,443	56,637	18,728	8,078
22 bushels	1954...	2,964,899	2,168,123	648,848	147,928	1,436,944	1,135,946	258,432	42,566
	1949...	3,635,385	2,368,088	900,324	366,973	1,860,551	1,274,890	412,888	172,773
25 Cotton harvested.....multiple units reporting	1954...	4,512	3,444	805	263	2,139	1,719	338	82
	1949...	5,338	3,681	1,112	545	2,605	1,880	504	221
27 subunits reporting	1954...	9,326	6,901	1,897	528	4,611	3,634	786	191
	1949...	11,798	7,648	2,860	1,290	5,844	4,069	1,234	541
29 acres	1954...	446,936	331,550	92,223	23,163	262,698	207,495	44,883	10,320
	1949...	650,871	427,579	159,124	64,168	395,687	274,500	87,551	33,636
31 bales	1954...	174,483	122,933	41,423	10,127	76,097	60,320	12,979	2,798
	1949...	301,052	194,026	75,782	31,244	161,106	111,524	36,147	13,435
33 Rice harvested.....multiple units reporting	1954...	39	21	15	3
	1949...	17	9	7	1
35 subunits reporting	1954...	63	29	30	4
	1949...	22	10	11	1
37 acres	1954...	15,989	7,106	6,978	1,905
	1949...	7,999	3,333	4,436	230
39 162-lb. bbl.	1954...	268,355	118,757	117,241	32,357
	1949...	109,902	47,786	58,251	3,865
41 Peanuts harvested for picking or threshing.....multiple units reporting	1954...	196	148	33	15	22	17	3	2
	1949...	284	184	61	39	39	23	14	2
43 subunits reporting	1954...	253	195	40	18	28	22	4	2
	1949...	380	244	85	51	51	28	21	2
45 acres	1954...	5,822	4,205	825	792	554	476	64	14
	1949...	8,507	5,390	2,010	1,107	1,185	696	434	55
46 pounds	1954...	2,215,155	1,476,584	367,016	371,555	145,526	130,981	9,900	4,645
	1949...	5,747,768	3,727,491	1,217,491	802,786	828,922	578,242	219,750	30,930
49 Horses and/or mules...multiple units reporting	1954...	2,617	1,862	549	206	746	559	152	35
	1950...	3,782	2,514	816	452	1,266	872	276	118
51 number	1954...	9,680	5,808	3,059	813	2,188	1,459	622	107
	1950...	19,004	10,203	6,403	2,398	4,892	2,894	1,451	547
53 Landlord-tenant operations containing multiple units:									
54 All subunits including home farm.....number	1954...	15,565	9,400	4,839	1,326	6,623	4,369	1,869	385
	1950...	20,473	10,206	7,365	2,902	8,728	4,825	2,894	1,009
55 Land in all subunits including home farm.....acres	1954...	3,560,828	1,972,307	1,256,086	332,435	1,269,859	802,522	401,635	65,702
	1950...	4,095,373	1,851,600	1,697,861	545,912	1,393,402	743,667	498,797	150,938
57 Owned by operator of multiple unit.....acres	1954...	2,466,118	1,244,897	972,114	249,107	790,907	437,343	302,980	50,584
	1950...	2,853,170	1,148,002	1,294,238	410,930	902,490	399,028	392,151	111,311
59 Rented by operator of multiple unit.....acres	1954...	1,094,710	727,410	283,972	83,328	478,952	365,179	98,655	15,118
	1950...	1,242,203	703,598	403,623	134,982	490,912	344,639	106,646	39,627
61 Subunits not included in multiple units.....operators reporting	1954...	1,243	...	911	332	453	...	361	92
	1950...	1,944	...	1,266	678	790	...	549	241
62 number	1954...	2,709	...	2,243	466	1,013	...	877	136
	1950...	4,447	...	3,451	996	1,597	...	1,289	308
65 Share tenants.....number	1954...	1,883	...	1,883	...	725	...	725	...
	1950...	2,537	...	2,537	...	1,063	...	1,063	...
67 Other tenants, not croppers nor share tenants.....number	1954...	826	...	360	466	288	...	152	136
	1950...	1,910	...	914	996	534	...	226	308
69 Land in subunits not included in multiple units.....acres	1954...	297,326	...	232,418	64,908	119,919	...	106,540	13,379
	1950...	457,873	...	362,005	95,868	172,943	...	146,289	26,654

¹Data for 1950 do not include reports for Harris, Jefferson, Liberty, Orange, and Shelby Counties which were included in the 1954 multiple-unit area. See text.

Economic Area Table 6.—MULTIPLE-UNIT OPERATIONS, BY KIND OF TENANT IN LANDLORD-TENANT OPERATION:
CENSUSES OF 1954 AND 1950—Continued

Item (For definitions and explanations, see text)	Area 9				Area 10			
	Total	Kind of tenant in landlord-tenant operation			Total	Kind of tenant in landlord-tenant operation		
		Croppers only	Croppers, share, and/or other tenants only	Croppers and tenants other than share tenants only		Croppers only	Croppers, share, and/or other tenants only	Croppers and tenants other than share tenants only
1 Multiple-unit operations.....number 1954...	372	253	100	19	633	494	100	39
2 1950...	431	248	114	69	618	432	96	90
3 Subunits in multiple-unit operations.....total number 1954...	1,259	828	338	93	1,518	1,181	253	84
4 1950...	1,593	736	534	323	1,563	1,077	276	210
5 Home farms.....number 1954...	363	245	100	18	620	481	100	39
6 1950...	413	236	110	67	595	413	93	89
7 Cropper farms.....number 1954...	896	583	238	75	898	700	153	45
8 1950...	1,180	500	424	256	968	664	183	121
9 Land in multiple-unit operations.....total acres 1954...	433,870	223,109	185,011	25,750	313,356	209,453	76,329	27,574
10 1950...	425,226	159,393	182,852	82,981	322,613	207,278	60,407	54,928
11 Home farms.....acres 1954...	402,223	201,146	176,810	24,267	264,061	169,034	69,317	25,710
12 1950...	378,894	141,213	167,222	70,459	264,042	165,097	51,966	46,979
13 Cropper farms.....acres 1954...	31,647	21,963	8,201	1,483	49,295	40,419	7,012	1,864
14 1950...	46,332	18,180	15,630	12,522	58,571	42,181	8,441	7,949
15 Cropland harvested.....total acres 1954...	89,860	53,578	29,263	7,019	85,515	68,183	14,110	3,222
16 1949...	91,652	59,344	34,015	18,293	95,225	69,925	15,044	10,256
17 Corn harvested for grain.....multiple units reporting 1954...	317	210	92	15	554	436	91	27
18 1949...	332	187	91	54	539	386	82	71
19 subunits reporting 1954...	705	475	197	33	1,009	805	165	39
20 1954...	695	331	226	138	1,036	745	168	123
21 acres 1954...	14,828	9,432	4,483	913	22,845	18,091	3,793	961
22 1949...	11,710	5,366	4,522	1,822	22,542	16,395	3,731	2,416
23 bushels 1954...	308,606	181,586	99,410	27,610	449,650	345,068	83,407	21,175
24 1949...	239,907	110,962	96,104	32,841	489,284	358,262	79,878	51,144
25 Cotton harvested.....multiple units reporting 1954...	326	220	90	16	540	425	88	27
26 1949...	355	205	103	47	510	362	80	68
27 subunits reporting 1954...	939	619	270	50	961	755	167	39
28 1949...	1,222	534	443	245	1,037	736	179	122
29 acres 1954...	44,826	27,085	14,150	3,591	29,157	23,759	4,617	781
30 1949...	54,539	23,341	20,517	10,681	43,237	32,560	6,537	4,140
31 bales 1954...	26,379	13,969	9,714	2,696	10,104	7,976	1,795	333
32 1949...	35,006	13,074	14,116	7,816	20,618	15,375	3,253	1,990
33 Rice harvested.....multiple units reporting 1954...
34 1949...
35 subunits reporting 1954...
36 1949...
37 acres 1954...
38 1949...
39 162-lb. bbl. 1954...
40 1949...
41 Peanuts harvested for picking or threshing.....multiple units reporting 1954...	29	20	6	3	18	16	2	...
42 1949...	36	20	10	6	21	13	3	5
43 subunits reporting 1954...	37	27	6	4	21	19	2	...
44 1949...	48	26	15	7	27	17	3	7
45 acres 1954...	618	403	177	38	379	354	25	...
46 1949...	809	365	343	101	468	273	36	159
47 pounds 1954...	367,806	222,241	138,375	7,190	105,660	100,310	5,350	...
48 1949...	532,699	261,145	193,684	77,870	244,183	126,123	25,800	92,260
49 Horses and/or mules....multiple units reporting 1954...	303	199	89	15	377	287	64	26
50 1950...	349	196	92	61	464	328	66	70
51 number 1954...	1,623	855	690	78	1,133	760	280	93
52 1950...	2,743	1,056	1,160	527	2,294	1,481	467	346
53 Landlord-tenant operations containing multiple units: All subunits including home farm.....number 1954...	1,583	828	632	123	1,776	1,181	464	131
54 1950...	2,052	736	890	426	1,970	1,077	522	371
55 Land in all subunits including home farm.....acres 1954...	460,687	223,109	209,313	28,265	337,820	209,453	90,368	37,999
56 1950...	472,060	159,393	223,063	89,604	364,711	207,278	90,356	67,077
57 Owned by operator of multiple unit.....acres 1954...	343,470	151,833	172,111	19,526	273,857	164,616	74,117	35,124
58 1950...	354,859	106,110	180,304	68,445	273,086	143,066	78,508	51,512
59 Rented by operator of multiple unit.....acres 1954...	117,217	71,276	37,202	8,739	63,963	44,837	16,251	2,875
60 1950...	117,201	53,283	42,759	21,159	91,625	64,212	11,848	15,565
61 Subunits not included in multiple units.....operators reporting 1954...	119	...	100	19	139	...	100	39
62 1950...	183	...	114	69	186	...	96	90
63 number 1954...	324	...	294	30	258	...	211	47
64 1950...	459	...	356	103	407	...	246	161
65 Share tenants.....number 1954...	253	...	253	...	182	...	182	...
66 1950...	248	...	248	...	163	...	163	...
67 Other tenants, not croppers nor share tenants.....number 1954...	71	...	41	30	76	...	29	47
68 1950...	211	...	108	103	244	...	83	161
69 Land in subunits not included in multiple units.....acres 1954...	26,817	...	24,302	2,515	24,464	...	14,039	10,425
70 1950...	46,834	...	40,211	6,623	42,098	...	29,949	12,149

MULTIPLE-UNIT OPERATIONS

Economic Area Table 6.—MULTIPLE-UNIT OPERATIONS, BY KIND OF TENANT IN LANDLORD-TENANT OPERATION:
CENSUSES OF 1954 AND 1950—Continued

Item (For definitions and explanations, see text)	Area 11				Area 12 ¹			
	Total	Kind of tenant in landlord-tenant operation			Total	Kind of tenant in landlord-tenant operation		
		Croppers only	Croppers, share, and/or other tenants only	Croppers and tenants other than share tenants only		Croppers only	Croppers, share, and/or other tenants only	Croppers and tenants other than share tenants only
1 Multiple-unit operations.....number 1954...	529	405	91	33	863	619	136	108
2 1950...	613	433	109	71	1,183	780	259	144
3 Subunits in multiple-unit operations.....total number 1954...	1,267	938	248	81	2,029	1,423	356	250
4 1950...	1,430	979	287	164	2,900	1,816	733	351
5 Home farms.....number 1954...	521	398	90	33	830	590	135	105
6 1950...	587	413	106	68	1,154	761	253	140
7 Cropper farms.....number 1954...	746	540	158	48	1,199	833	221	145
8 1950...	843	566	181	96	1,746	1,055	480	211
9 Land in multiple-unit operations....total acres 1954...	487,967	311,716	130,513	45,738	473,048	261,343	138,154	73,551
10 1950...	558,022	283,662	200,351	74,009	644,924	322,389	252,436	70,099
11 Home farms.....acres 1954...	430,751	272,698	115,892	42,161	427,399	230,900	126,651	69,848
12 1950...	492,959	243,421	185,441	64,097	573,779	281,547	232,139	60,093
13 Cropper farms.....acres 1954...	57,216	39,018	14,621	3,577	45,649	30,443	11,503	3,703
14 1950...	65,063	40,241	14,910	9,912	71,145	40,842	20,297	10,006
15 Cropland harvested.....total acres 1954...	162,584	115,671	35,144	11,769	78,435	48,529	17,853	12,053
16 1949...	159,042	101,640	36,612	20,790	119,974	70,378	36,955	12,641
17 Corn harvested for grain.....multiple units reporting 1954...	360	269	68	23	692	505	106	81
18 1949...	477	341	81	55	955	633	209	113
19 subunits reporting 1954...	609	444	127	38	1,122	816	180	126
20 1949...	764	533	145	86	1,655	1,067	400	188
21 acres 1954...	16,437	11,891	3,691	855	17,551	12,117	3,162	2,272
22 1949...	19,185	12,873	4,232	2,080	21,690	12,452	6,888	2,350
23 bushels 1954...	238,726	172,745	51,691	14,290	242,197	169,644	50,580	21,973
24 1949...	357,243	235,358	82,738	39,147	434,917	254,131	136,627	44,159
25 Cotton harvested.....multiple units reporting 1954...	453	350	77	26	687	492	114	81
26 1949...	423	310	72	41	1,000	658	227	115
27 subunits reporting 1954...	824	616	159	49	1,151	796	222	133
28 1949...	736	523	142	71	1,893	1,202	489	202
29 acres 1954...	47,367	34,879	10,060	2,428	29,356	17,705	7,912	3,739
30 1949...	45,065	29,581	9,725	5,759	63,045	38,277	18,972	5,796
31 bales 1954...	27,029	19,869	5,864	1,296	9,593	5,245	2,968	1,380
32 1949...	26,104	17,911	5,220	2,973	25,075	15,443	7,520	2,112
33 Rice harvested.....multiple units reporting 1954...
34 1949...
35 subunits reporting 1954...
36 1949...
37 acres 1954...
38 1949...
39 162-lb. bbl. 1954...
40 1949...
41 Peanuts harvested for picking or threshing.....multiple units reporting 1954...	39	28	8	3	76	57	12	7
42 1949...	78	54	15	9	101	66	18	17
43 subunits reporting 1954...	55	40	11	4	94	72	14	8
44 1949...	108	77	19	12	137	88	26	23
45 acres 1954...	2,478	1,642	267	569	1,335	996	168	171
46 1949...	3,718	2,542	865	311	2,117	1,322	314	481
47 pounds 1954...	966,255	580,294	75,681	310,280	404,671	293,521	61,710	49,440
48 1949...	2,469,595	1,691,857	529,342	248,396	1,600,269	1,007,024	239,915	353,330
49 Horses and/or mules...multiple units reporting 1954...	236	169	48	19	686	490	107	89
50 1950...	383	262	74	47	1,005	670	221	114
51 number 1954...	836	539	231	66	2,544	1,660	503	381
52 1950...	1,774	1,002	473	299	5,075	2,903	1,673	499
53 Landlord-tenant operations containing multiple units: All subunits including home farm.....number 1954...	1,484	938	423	123	2,498	1,423	666	409
54 1950...	1,786	979	546	261	3,922	1,816	1,533	573
55 Land in all subunits including home farm.....acres 1954...	540,484	311,716	158,194	70,574	499,749	261,343	157,356	81,050
56 1950...	613,063	283,662	238,304	91,097	710,157	322,389	300,151	87,617
57 Owned by operator of multiple unit...acres 1954...	375,141	193,780	125,992	55,369	389,799	198,169	131,486	60,144
58 1950...	394,852	191,559	142,382	60,911	559,803	233,651	249,860	76,292
59 Rented by operator of multiple unit.....acres 1954...	165,343	117,936	32,202	15,205	109,950	63,174	25,870	20,906
60 1950...	218,211	92,103	95,922	30,186	150,354	88,738	50,291	11,325
61 Subunits not included in multiple units.....operators reporting 1954...	124	...	91	33	244	...	136	108
62 1950...	180	...	109	71	403	...	259	144
63 number 1954...	217	...	175	42	469	...	310	159
64 1950...	356	...	259	97	1,022	...	800	222
65 Share tenants.....number 1954...	163	...	163	...	244	...	244	...
66 1950...	197	...	197	...	542	...	542	...
67 Other tenants, not croppers nor share tenants.....number 1954...	54	...	12	42	225	...	66	159
68 1950...	159	...	62	97	480	...	258	222
69 Land in subunits not included in multiple units.....acres 1954...	52,517	...	27,681	24,836	26,701	...	19,202	7,499
70 1950...	55,041	...	37,953	17,088	65,233	...	47,715	17,518

¹Data for 1950 do not include reports for Shelby County, which was included in the 1954 multiple-unit area. See text.

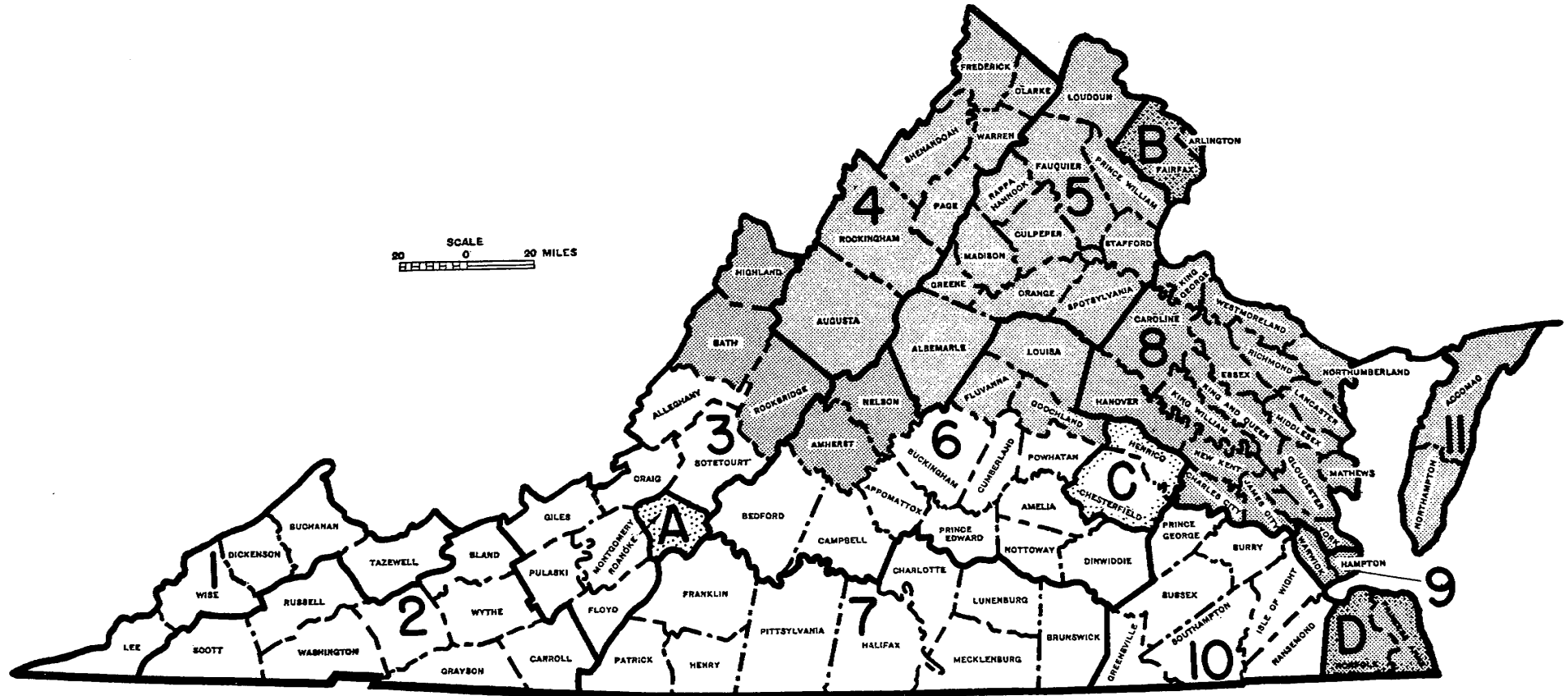
Economic Area Table 6.—MULTIPLE-UNIT OPERATIONS, BY KIND OF TENANT IN LANDLORD-TENANT OPERATION:
CENSUSES OF 1954 AND 1950—Continued

Item (For definitions and explanations, see text)	Areas 14, G, and H ¹				Area 15			
	Total	Kind of tenant in landlord-tenant operation			Total	Kind of tenant in landlord-tenant operation		
		Croppers only	Croppers, share, and/or other tenants only	Croppers and tenants other than share tenants only		Croppers only	Croppers, share, and/or other tenants only	Croppers and tenants other than share tenants only
1 Multiple-unit operations.....number 1954...	423	262	121	40	17	14	2	1
2 1950...	441	258	127	56	58	39	12	7
3 Subunits in multiple-unit operations.....total number 1954...	1,136	631	404	101	37	30	5	2
4 1950...	1,276	684	449	143	133	89	30	14
5 Home farms.....number 1954...	407	253	116	38	17	14	2	1
6 1950...	418	246	121	51	56	38	12	6
7 Cropper farms.....number 1954...	729	378	288	63	20	16	3	1
8 1950...	858	438	328	92	77	51	18	8
9 Land in multiple-unit operations....total acres 1954...	389,371	153,893	193,315	42,163	15,950	10,271	5,251	428
10 1950...	443,563	122,206	279,259	42,098	22,693	13,005	8,043	1,645
11 Home farms.....acres 1954...	348,722	132,789	176,074	39,859	12,792	7,748	5,016	28
12 1950...	400,943	100,659	264,515	35,769	18,567	10,416	7,290	901
13 Cropper farms.....acres 1954...	40,649	21,104	17,241	2,304	3,158	2,523	235	400
14 1950...	42,620	21,547	14,744	6,329	4,126	2,589	793	744
15 Cropland harvested.....total acres 1954...	83,755	44,270	32,111	7,374	8,206	7,425	445	336
16 1949...	86,760	42,354	36,938	7,468	14,027	9,622	3,203	1,202
17 Corn harvested for grain.....multiple units reporting 1954...	341	215	93	33	4	4
18 1949...	334	201	91	42	10	5	4	1
19 subunits reporting 1954...	667	387	226	54	5	5
20 1949...	731	399	251	81	13	6	5	2
21 acres 1954...	11,036	6,186	4,064	786	62	62
22 1949...	11,342	5,901	4,172	1,269	158	61	85	12
23 bushels 1954...	286,901	161,259	105,328	20,314	1,875	1,875
24 1949...	250,358	132,910	91,139	26,309	3,125	1,575	950	600
25 Cotton harvested.....multiple units reporting 1954...	350	224	96	30	17	14	2	1
26 1949...	393	231	115	47	52	35	11	6
27 subunits reporting 1954...	807	455	288	64	33	26	5	2
28 1949...	966	520	348	98	100	64	25	11
29 acres 1954...	28,646	16,237	10,301	2,108	4,886	4,390	300	196
30 1949...	38,529	21,705	13,649	3,175	10,769	7,615	2,173	981
31 bales 1954...	21,212	11,819	7,962	1,431	4,069	3,735	141	193
32 1949...	24,056	14,182	7,870	2,004	9,087	6,517	1,656	914
33 Rice harvested.....multiple units reporting 1954...	39	21	15	3
34 1949...	17	9	7	1
35 subunits reporting 1954...	63	29	30	4
36 1949...	22	10	11	1
37 acres 1954...	15,989	7,106	6,978	1,905
38 1949...	7,999	3,333	4,436	230
39 162-lb. bbl. 1954...	268,355	118,757	117,241	32,357
40 1949...	109,902	47,786	58,251	3,865
41 Peanuts harvested for picking or threshing.....multiple units reporting 1954...	12	10	2
42 1949...	9	8	1
43 subunits reporting 1954...	18	15	3
44 1949...	9	8	1
45 acres 1954...	458	334	124
46 1949...	210	192	18
47 pounds 1954...	225,237	149,237	76,000
48 1949...	72,100	63,100	9,000
49 Horses and/or mules...multiple units reporting 1954...	261	153	87	21	8	5	2	1
50 1950...	289	170	80	39	26	16	7	3
51 number 1954...	1,337	524	726	87	19	11	7	1
52 1950...	2,154	829	1,151	174	72	38	28	6
53 Landlord-tenant operations containing multiple units: All subunits including home farm.....number 1954...	1,559	631	776	152	42	30	9	3
54 1950...	1,841	684	916	241	174	89	64	21
55 Land in all subunits including home farm.....acres 1954...	433,719	153,893	233,219	46,607	18,510	10,271	6,001	2,238
56 1950...	516,723	122,206	337,308	57,209	25,257	13,005	9,882	2,370
57 Owned by operator of multiple unit...acres 1954...	282,378	94,419	159,627	28,332	10,566	4,737	5,801	28
58 1950...	351,061	66,934	243,772	40,355	17,019	7,654	7,261	2,104
59 Rented by operator of multiple unit.....acres 1954...	151,341	59,474	73,592	18,275	7,944	5,534	200	2,210
60 1950...	165,662	55,272	93,536	16,854	8,238	5,351	2,621	266
61 Subunits not included in multiple units.....operators reporting 1954...	161	...	121	40	3	...	2	1
62 1950...	183	...	127	56	19	...	12	7
63 number 1954...	423	...	372	51	5	...	4	1
64 1950...	565	...	467	98	41	...	34	7
65 Share tenants.....number 1954...	312	...	312	...	4	...	4	...
66 1950...	294	...	294	...	30	...	30	...
67 Other tenants, not croppers nor share tenants.....number 1954...	111	...	60	51	1	1
68 1950...	271	...	173	98	11	...	4	7
69 Land in subunits not included in multiple units.....acres 1954...	44,348	...	39,904	4,444	2,560	...	750	1,810
70 1950...	73,160	...	58,049	15,111	2,564	...	1,839	725

¹Data for 1950 do not include reports for Harris, Jefferson, Liberty, and Orange Counties which were included in the 1954 multiple-unit area. See text.

VIRGINIA

State Economic Areas



SCALE
0 20 MILES

LEGEND

- B METROPOLITAN STATE ECONOMIC AREA
- 2 NONMETROPOLITAN STATE ECONOMIC AREA
- NOT IN MULTIPLE-UNIT AREA

County Table 1.—MULTIPLE-UNIT OPERATIONS: CENSUSES OF 1954 AND 1950

Item (For definitions and explanations, see text)		Total, selected counties ¹	Alleghany	Amelia	Appomattox	Bedford	Bland	Botetourt	Brunswick
1	All farms.....number 1954...	90,122	487	963	999	3,059	728	1,264	2,650
2	1950.....	98,270	566	1,098	964	3,180	787	1,339	2,501
3	Land in farms.....acres 1954...	8,706,790	73,152	147,484	135,528	349,184	117,863	156,789	247,859
4	1950.....	9,270,335	81,599	161,695	141,476	355,855	125,072	164,800	269,978
5	Cropland harvested.....acres 1954...	1,654,674	7,171	25,833	26,928	65,470	15,531	28,938	43,348
6	1949.....	1,774,469	7,713	28,079	24,331	65,657	17,413	30,214	48,667
7	Corn harvested for grain.....farms reporting 1954...	60,372	252	710	696	1,679	490	616	1,995
8	1949.....	69,975	296	930	766	2,000	574	739	2,174
9	acres 1954.....	451,333	1,113	4,950	7,366	9,668	2,810	3,464	12,982
10	1949.....	519,450	1,414	6,665	7,233	11,289	3,944	3,766	15,783
11	bushels 1954.....	14,768,642	52,797	103,101	194,210	312,005	142,180	156,562	209,420
12	1949.....	18,783,789	54,514	231,936	248,808	409,302	192,386	160,525	492,078
13	Cotton harvested.....farms reporting 1954...	4,423	752
14	1949.....	6,192	1,031
15	acres 1954.....	16,418	2,037
16	1949.....	29,837	4,368
17	bales 1954.....	10,832	1,202
18	1949.....	18,665	3,200
19	Tobacco harvested.....farms reporting 1954...	(NA)	(NA)	(NA)	(NA)	(NA)	(NA)	(NA)	(NA)
20	1949.....	(NA)	(NA)	(NA)	(NA)	(NA)	(NA)	(NA)	(NA)
21	acres 1954.....	119,299	...	1,804	1,567	1,025	42	...	7,645
22	1949.....	111,940	...	1,623	1,676	1,017	34	...	6,893
23	pounds 1954.....	137,821,390	...	1,859,199	1,514,851	1,162,793	63,590	...	8,129,777
24	1949.....	121,533,855	...	1,643,398	1,901,844	1,099,768	52,683	1,720	7,233,100
25	Peanuts harvested for picking or threshing.....farms reporting 1954...	7,027	287
26	1949.....	8,427	...	1	319
27	acres 1954.....	99,659	845
28	1949.....	132,312	...	(2)	1,181
29	pounds 1954.....	149,286,418	501,147
30	1949.....	182,280,786	...	75	912,160
31	Horses and/or mules.....farms reporting 1954...	47,459	243	622	489	1,703	368	535	1,573
32	1950.....	62,573	336	821	672	2,197	491	826	1,851
33	number 1954.....	82,565	409	970	794	3,118	720	1,181	2,775
34	1950.....	123,366	632	1,654	1,292	4,504	1,139	1,635	3,734
35	Multiple-unit operations.....number 1954...	6,701	...	49	100	96	26	11	407
36	1950.....	5,313	...	24	47	54	21	2	230
37	Subunits in multiple-unit operations.....number 1954...	16,790	...	113	235	208	59	23	1,080
38	1950.....	13,477	...	53	109	113	43	4	555
39	Home farms.....number 1954...	6,538	...	49	98	95	26	11	400
40	1950.....	4,998	...	23	46	54	21	2	219
41	Cropper farms.....number 1954...	10,252	...	64	137	113	33	12	680
42	1950.....	8,479	...	30	63	59	22	3	336
43	Land owned by landlord.....acres 1954...	1,469,376	...	22,348	27,195	20,080	11,553	3,432	81,078
44	1950.....	1,346,849	...	9,577	13,738	12,753	7,670	164	70,340
45	Land rented from others by landlord.....acres 1954...	222,323	...	3,399	1,579	1,458	419	127	15,504
46	1950.....	158,988	...	1,346	1,784	403	57	...	4,736
47	Land in multiple-unit operations.....acres 1954...	1,598,782	...	24,961	28,384	21,081	11,949	3,559	93,806
48	1950.....	1,353,640	...	8,399	15,281	12,914	7,727	164	68,173
49	Home farms.....acres 1954...	1,363,851	...	24,079	25,397	18,683	11,507	3,427	83,144
50	1950.....	1,069,840	...	8,022	13,756	11,306	7,500	154	59,967
51	Cropper farms.....acres 1954...	234,931	...	882	2,987	2,398	442	132	10,662
52	1950.....	283,800	...	377	1,525	1,608	227	10	8,206
53	Cropland harvested.....acres 1954...	333,024	...	2,679	6,943	4,558	1,561	614	17,332
54	1949.....	273,987	...	1,052	2,654	2,945	1,204	26	12,673
55	Corn harvested for grain.....multiple units reporting 1954...	6,254	...	40	94	77	26	8	395
56	1949.....	4,998	...	21	42	51	21	1	226
57	subunits reporting 1954.....	11,513	...	62	159	107	40	11	756
58	1949.....	9,895	...	32	74	79	32	1	431
59	acres 1954.....	93,278	...	447	1,782	686	264	103	5,145
60	1949.....	84,855	...	269	741	593	297	4	3,242
61	bushels 1954.....	2,892,299	...	10,051	46,870	22,831	14,382	5,110	92,690
62	1949.....	3,070,454	...	9,425	28,267	18,728	15,770	150	115,541
63	Cotton harvested.....multiple units reporting 1954...	612	111
64	1949.....	590	72
65	subunits reporting 1954.....	1,054	141
66	1949.....	1,188	107
67	acres 1954.....	4,478	431
68	1949.....	6,233	566
69	bales 1954.....	2,984	234
70	1949.....	4,227	455
71	Tobacco harvested.....multiple units reporting 1954...	5,660	...	44	98	62	1	...	399
72	1949.....	4,330	...	22	44	24	3	...	216
73	subunits reporting 1954.....	11,075	...	72	163	87	1	...	869
74	1949.....	8,620	...	32	71	29	4	...	418
75	acres 1954.....	38,982	...	246	434	129	1	...	3,555
76	1949.....	30,290	...	85	208	53	4	...	1,713
77	pounds 1954.....	46,021,462	...	282,437	398,200	148,796	1,200	...	4,085,796
78	1949.....	33,194,139	...	100,748	259,243	47,230	4,978	...	1,937,449
79	Peanuts harvested for picking or threshing.....multiple units reporting 1954...	655	36
80	1949.....	614	29
81	subunits reporting 1954.....	1,311	42
82	1949.....	1,415	39
83	acres 1954.....	19,071	157
84	1949.....	23,575	207
85	pounds 1954.....	27,051,186	95,366
86	1949.....	29,445,014	136,955
87	Horses and/or mules.....multiple units reporting 1954...	5,743	...	39	76	75	17	3	377
88	1950.....	4,720	...	20	44	54	20	...	209
89	number 1954.....	15,413	...	91	148	175	40	7	939
90	1950.....	15,152	...	60	105	175	79	...	678
91	Farms not in multiple units.....number 1954...	73,332	487	850	764	2,851	669	1,241	1,570
92	1950.....	82,322	566	1,045	855	3,067	744	1,335	1,946
93	Land in farms not in multiple units.....acres 1954...	7,108,008	73,152	122,523	107,144	328,103	105,914	153,230	154,053
94	1950.....	7,744,669	81,599	153,296	126,195	342,941	117,345	164,636	201,805

NA Not available. Z Reported in small fractions. ¹Data for 1954 include reports for Chesterfield and Henrico Counties which were not included in the 1950 multiple-unit area; data for 1950 include reports for Amherst, Bath, Highland, Nelson, and Rockbridge Counties which were not included in the 1954 multiple-unit area. See text.

MULTIPLE-UNIT OPERATIONS

County Table 1.—MULTIPLE-UNIT OPERATIONS:

Item (For definitions and explanations, see text)		Buchanan	Buckingham	Campbell	Carroll	Charlotte	Chesterfield	Craig	Cumberland
1	All farms.....number 1954...	2,256	1,291	2,084	3,757	1,904	910	409	977
2	1950...	2,341	1,520	2,278	4,185	2,010	1,422	449	1,054
3	Land in farms.....acres 1954...	122,387	180,859	237,554	232,709	214,572	78,592	69,829	119,410
4	1950...	134,796	203,949	254,005	251,250	228,259	101,931	76,189	130,984
5	Cropland harvested.....acres 1954...	8,996	27,075	45,580	40,423	37,079	14,519	8,205	21,919
6	1949...	10,816	28,976	46,145	46,427	39,594	15,757	10,732	22,694
7	Corn harvested for grain.....farms reporting 1954...	1,689	912	1,318	2,098	1,497	327	230	736
8	1949...	1,627	1,056	1,491	2,644	1,671	734	295	845
9	acres 1954...	4,852	7,952	11,978	7,339	9,845	2,380	1,103	5,381
10	1949...	5,183	8,929	12,883	11,030	12,362	4,360	1,473	6,866
11	bushels 1954...	112,934	207,930	288,751	262,778	228,132	52,600	54,562	101,329
12	1949...	121,754	272,843	422,692	407,409	353,477	136,858	79,550	206,144
13	Cotton harvested.....farms reporting 1954...	7	2
14	1949...	4
15	acres 1954...	10	3
16	1949...	15
17	bales 1954...	10	3
18	1949...	14
19	Tobacco harvested.....farms reporting 1954...	(NA)	(NA)	(NA)	(NA)	(NA)	(NA)	(NA)	(NA)
20	1949...	(NA)	(NA)	(NA)	(NA)	(NA)	(NA)	(NA)	(NA)
21	acres 1954...	142	886	3,519	52	5,853	438	...	1,531
22	1949...	139	873	3,245	56	5,350	374	...	1,456
23	pounds 1954...	251,982	906,333	3,913,992	63,177	5,922,674	561,935	...	1,446,717
24	1949...	220,323	945,740	3,501,889	43,908	5,300,205	400,205	...	1,498,143
25	Peanuts harvested for picking or threshing.....farms reporting 1954...	12
26	1949...	31	...	1
27	acres 1954...	51
28	1949...	79	...	(2)
29	pounds 1954...	21,018
30	1949...	54,852	...	50
31	Horses and/or mules.....farms reporting 1954...	1,041	680	1,147	1,300	1,249	381	159	565
32	1950...	1,317	1,001	1,532	1,828	1,474	828	260	758
33	number 1954...	1,233	1,129	1,908	1,933	2,061	537	270	940
34	1950...	1,622	1,985	2,948	2,888	2,795	1,319	512	1,470
35	Multiple-unit operations.....number 1954...	1	37	146	59	188	9	3	71
36	1950...	1	39	121	61	163	(NA)	2	46
37	Subunits in multiple-unit operations.....number 1954...	2	91	339	124	491	21	6	180
38	1950...	2	98	280	127	406	(NA)	4	111
39	Home farms.....number 1954...	1	37	145	59	183	9	3	70
40	1950...	1	39	119	60	155	(NA)	2	46
41	Cropper farms.....number 1954...	1	54	194	65	308	12	3	110
42	1950...	1	59	161	67	251	(NA)	2	65
43	Land owned by landlord.....acres 1954...	65	10,440	34,730	9,787	45,220	1,446	1,354	19,151
44	1950...	120	13,663	31,543	9,602	44,439	(NA)	517	14,049
45	Land rented from others by landlord.....acres 1954...	...	105	4,396	160	6,294	76	20	2,636
46	1950...	...	1,171	5,325	278	3,866	(NA)	...	358
47	Land in multiple-unit operations.....acres 1954...	65	10,441	37,466	9,898	49,686	1,522	1,374	21,660
48	1950...	120	14,522	33,327	9,842	43,603	(NA)	517	13,303
49	Home farms.....acres 1954...	59	9,915	32,509	9,231	43,744	1,247	1,313	20,201
50	1950...	110	12,053	27,854	8,818	36,051	(NA)	509	11,901
51	Cropper farms.....acres 1954...	6	526	4,957	667	5,942	275	61	1,459
52	1950...	10	2,469	5,473	1,024	7,552	(NA)	8	1,402
53	Cropland harvested.....acres 1954...	23	2,263	7,535	1,989	9,249	389	185	4,283
54	1949...	18	1,832	6,575	1,986	7,598	(NA)	84	3,242
55	Corn harvested for grain.....multiple units reporting 1954...	1	35	136	55	179	8	3	66
56	1949...	1	38	101	55	156	(NA)	2	35
57	subunits reporting 1954...	2	99	233	84	334	12	3	98
58	1949...	2	62	170	76	300	(NA)	3	61
59	acres 1954...	7	598	2,055	403	2,352	107	44	810
60	1949...	9	666	1,717	421	2,250	(NA)	16	684
61	bushels 1954...	100	14,747	50,834	14,339	59,968	3,395	2,125	16,425
62	1949...	275	21,676	53,730	16,939	73,001	(NA)	1,175	23,199
63	Cotton harvested.....multiple units reporting 1954...	3
64	1949...	(NA)
65	subunits reporting 1954...	3
66	1949...	(NA)
67	acres 1954...	13
68	1949...	(NA)
69	bales 1954...	10
70	1949...	(NA)
71	Tobacco harvested.....multiple units reporting 1954...	1	33	139	3	186	8	...	68
72	1949...	1	28	113	4	153	(NA)	...	42
73	subunits reporting 1954...	1	56	256	3	389	15	...	136
74	1949...	1	50	191	6	291	(NA)	...	78
75	acres 1954...	1	129	981	7	1,373	77	...	427
76	1949...	1	127	668	15	1,018	(NA)	...	253
77	pounds 1954...	1,500	126,100	1,080,606	10,163	1,453,543	115,082	...	423,355
78	1949...	600	123,926	725,926	19,592	1,049,235	(NA)	...	273,773
79	Peanuts harvested for picking or threshing.....multiple units reporting 1954...	1
80	1949...	(NA)
81	subunits reporting 1954...	2
82	1949...	(NA)
83	acres 1954...	3
84	1949...	(NA)
85	pounds 1954...	2,178
86	1949...	(NA)
87	Horses and/or mules....multiple units reporting 1954...	1	25	129	37	162	7	3	58
88	1950...	...	35	112	45	141	(NA)	2	34
89	number 1954...	2	67	308	63	402	18	6	134
90	1950...	...	181	310	84	432	(NA)	4	94
91	Farms not in multiple units.....number 1954...	2,254	1,200	1,745	3,633	1,413	889	403	797
92	1950...	2,339	1,422	1,998	4,058	1,604	942	445	943
93	Land in farms not in multiple units.....acres 1954...	122,322	170,418	200,088	222,811	164,886	77,070	68,455	97,750
94	1950...	134,676	189,427	220,678	241,408	184,656	(NA)	75,672	117,681

NA Not available. Z Reported in small fractions.

CENSUSES OF 1954 AND 1950—Continued

Dickenson	Dinwiddie	Floyd	Franklin	Giles	Grayson	Greensville	Halifax	Henrico	Henry	Isle of Wight	Lee	Lunenburg	
1,682	1,636	2,160	2,941	916	2,626	1,161	4,751	696	1,374	1,003	3,116	1,846	1
1,851	1,789	2,322	3,122	1,070	2,819	1,332	5,619	1,049	1,699	1,246	3,166	1,849	2
66,995	190,848	202,367	313,351	108,514	226,302	120,966	420,176	68,345	119,367	135,760	171,090	177,029	3
76,271	190,379	212,374	319,720	122,917	226,286	120,208	469,455	70,095	141,015	139,327	189,178	187,647	4
6,865	36,511	31,029	51,084	12,377	33,367	33,339	80,296	16,150	15,960	49,485	34,519	30,135	5
10,048	36,483	34,991	52,606	14,090	39,525	36,473	85,156	19,379	17,663	48,643	41,224	33,768	6
1,120	1,310	1,323	1,782	558	1,418	926	3,888	227	754	814	1,897	1,337	7
1,444	1,461	1,546	2,216	599	1,883	1,135	3,549	489	988	1,015	2,297	1,514	8
2,594	11,712	4,876	9,066	2,500	4,701	12,153	24,827	2,700	3,785	24,708	10,282	8,824	9
3,934	12,587	6,959	11,525	3,238	7,659	10,796	29,097	3,358	5,716	21,561	14,963	10,984	10
82,449	300,437	221,205	276,145	118,219	176,673	254,748	599,170	70,260	96,768	1,173,920	433,144	116,876	11
127,621	413,137	281,623	373,897	146,014	327,479	326,830	815,779	131,183	125,578	927,313	611,282	362,169	12
...	131	...	1	752	72	...	101	13
...	148	923	200	...	97	14
...	237	...	28	4,438	171	...	239	15
...	317	6,981	645	...	396	16
...	184	...	16	2,626	136	...	192	17
...	252	3,762	317	...	350	18
(NA)	(NA)	(NA)	(NA)	(NA)	(NA)	(NA)	(NA)	(NA)	(NA)	(NA)	(NA)	(NA)	19
(NA)	(NA)	(NA)	(NA)	(NA)	(NA)	(NA)	(NA)	(NA)	(NA)	(NA)	(NA)	(NA)	20
111	4,315	66	3,535	1	282	1,111	19,307	8	1,555	1.2	2,122	6,523	21
83	3,752	80	3,199	4	180	839	18,602	(2)	1,339	...	2,314	6,067	22
183,982	5,327,835	88,949	4,726,745	1,500	408,770	1,272,837	19,851,627	10,680	1,651,212	13,400	3,825,270	6,335,961	23
120,333	4,075,423	88,177	3,357,535	5,500	230,939	823,424	18,032,400	100	1,216,788	...	3,498,206	6,384,438	24
...	416	876	1	808	25
...	519	1,081	990	26
...	3,732	9,346	1	15,381	27
...	4,881	12,866	19,943	28
...	3,267,656	7,945,965	200	28,099,256	29
...	5,984,470	14,450,102	33,149,309	30
844	1,077	887	1,605	519	1,136	797	3,119	242	689	495	1,738	1,093	31
1,056	1,242	1,334	2,093	638	1,491	964	3,791	561	1,067	872	2,011	1,361	32
1,105	1,820	1,396	2,613	990	1,940	1,412	5,787	463	953	658	3,042	1,969	33
1,434	2,483	2,379	3,957	1,316	2,961	2,005	7,641	1,104	1,628	1,456	4,073	2,695	34
4	140	31	161	38	154	122	503	1	29	49	367	262	35
1	120	31	140	35	90	102	750	(NA)	23	58	251	198	36
8	346	65	395	87	326	331	1,365	2	68	116	856	714	37
2	308	69	319	73	195	275	1,963	(NA)	50	138	592	542	38
3	137	31	159	38	153	117	478	1	29	46	361	256	39
1	117	31	138	35	90	95	705	(NA)	20	55	244	182	40
5	209	34	236	49	173	214	887	1	39	70	495	458	41
1	191	38	181	38	105	180	1,258	(NA)	30	83	348	360	42
609	43,281	6,858	38,088	9,870	31,519	43,259	108,158	525	5,741	17,522	54,701	63,520	43
49	30,852	9,113	28,360	10,353	23,418	32,704	152,857	(NA)	6,595	20,545	43,434	48,693	44
...	4,377	103	1,638	1,145	902	9,737	23,130	...	855	947	2,787	5,963	45
...	2,088	4	2,286	279	1,274	3,558	35,195	(NA)	36	866	2,603	4,084	46
554	44,267	6,837	38,397	10,975	31,377	46,014	117,159	495	6,453	16,544	56,594	67,781	47
49	30,820	9,117	29,562	10,612	24,441	30,924	157,180	(NA)	6,118	18,244	44,483	51,617	48
417	39,273	5,960	33,583	10,516	29,238	37,605	94,806	415	6,146	12,273	51,246	60,554	49
46	24,642	7,237	23,982	9,904	22,773	24,225	113,603	(NA)	3,654	13,562	40,057	47,312	50
137	4,994	877	4,814	459	2,139	8,409	22,353	80	307	4,271	5,348	4,327	51
3	6,178	1,880	5,580	708	1,668	6,699	43,577	(NA)	2,464	4,682	4,426	8,305	52
67	8,298	1,269	7,104	1,599	5,021	11,188	22,559	93	832	5,327	12,256	13,759	53
6	6,960	1,692	5,719	1,664	3,666	7,481	30,550	(NA)	738	5,729	9,608	11,016	54
3	134	26	152	37	137	116	490	1	25	46	329	254	55
1	113	26	133	32	77	96	725	(NA)	19	54	224	187	56
4	242	31	261	55	179	248	1,034	2	42	90	511	521	57
1	223	42	244	46	117	196	1,501	(NA)	32	94	360	432	58
20	2,395	160	1,445	300	764	4,012	6,649	15	225	2,539	3,471	3,866	59
1	1,946	355	1,338	353	641	2,357	9,339	(NA)	231	2,505	2,866	3,603	60
395	72,449	6,187	46,425	13,567	30,517	91,848	180,100	370	6,450	94,464	165,520	56,829	61
60	73,610	10,594	46,123	18,349	29,501	100,068	290,002	(NA)	7,235	100,697	143,279	129,327	62
...	11	90	7	63
...	13	85	...	(NA)	...	10	64
...	12	179	8	65
...	17	168	...	(NA)	...	12	66
...	22	1,344	32	...	169	67
...	34	1,417	...	(NA)	...	43	...	295	68
...	19	871	24	...	142	69
...	23	825	...	(NA)	...	27	...	288	70
...	135	4	149	...	67	67	498	...	21	...	362	261	71
...	118	1	128	3	19	47	739	(NA)	16	...	226	196	72
...	258	8	279	...	77	108	1,166	...	35	...	569	609	73
...	224	2	232	3	30	68	1,634	(NA)	23	...	361	454	74
...	1,136	20	943	...	52	436	5,083	...	113	...	607	2,726	75
...	895	1	744	3	16	206	6,316	(NA)	79	...	409	1,971	76
...	1,483,214	21,588	1,294,548	...	79,688	616,343	5,469,025	...	124,696	...	1,121,233	2,871,232	77
...	1,018,398	2,796	803,393	4,100	13,748	226,773	6,446,790	(NA)	54,734	...	684,421	2,170,332	78
...	53	117	44	79
...	44	101	...	(NA)	...	54	80
...	83	237	80	81
...	86	200	...	(NA)	...	81	82
...	767	2,984	1,651	83
...	955	2,372	...	(NA)	...	2,361	84
...	810,618	2,666,482	2,715,566	85
...	1,247,790	2,800,569	...	(NA)	...	2,697,212	86
2	129	19	145	36	110	113	464	...	23	42	305	247	87
1	103	25	125	32	76	91	691	(NA)	21	48	202	188	88
15	331	58	340	93	243	420	1,334	...	49	90	717	672	89
2	366	60	335	93	202	392	2,134	(NA)	54	140	590	595	90
1,674	1,290	2,095	2,546	829	2,300	830	3,386	694	1,306	887	2,260	1,132	91
1,849	1,481	2,253	2,803	997	2,624	1,057	3,656	(NA)	1,649	1,108	2,574	1,307	92
66,441	146,581	195,530	274,994	97,539	194,925	74,952	303,017	67,850	112,914	119,216	114,496	109,248	93
76,222	159,559	203,257	290,158	112,305	201,845	89,284	312,275	(NA)	134,897	121,083	144,695	136,030	94

MULTIPLE-UNIT OPERATIONS

County Table 1.—MULTIPLE-UNIT OPERATIONS:

Item (For definitions and explanations, see text)		Mecklenburg	Montgomery	Nansemond	Nottoway	Patrick	Pittsylvania	Powhatan	Prince Edward
1	All farms.....number	1954... 3,783	1,447	1,306	1,089	2,255	5,715	599	1,179
2		1950... 4,034	1,596	1,472	1,226	2,424	6,181	657	1,340
3	Land in farms.....acres	1954... 338,209	142,784	140,637	117,106	202,748	486,022	93,606	142,348
4		1950... 350,748	150,040	149,946	119,371	208,077	561,545	100,185	156,370
5	Cropland harvested.....acres	1954... 67,729	21,932	53,414	19,697	27,778	108,627	14,836	27,416
6		1949... 71,876	24,594	57,946	21,639	29,348	118,154	13,895	28,377
7	Corn harvested for grain.....farms reporting	1954... 2,985	639	1,130	719	1,632	4,517	324	899
8		1949... 3,298	879	1,280	884	1,898	5,188	470	1,131
9		1954... 20,209	3,617	23,952	4,328	7,634	30,315	2,502	7,271
10		1949... 24,666	5,495	21,664	5,560	9,924	36,352	3,425	8,321
11		1954... 282,795	161,700	1,173,626	109,148	253,773	833,421	54,604	179,621
12		1949... 690,525	255,001	859,698	197,313	280,951	1,067,094	118,136	292,460
13	Cotton harvested.....farms reporting	1954... 653	...	412	1
14		1949... 792	...	839
15		1954... 1,955	...	1,317
16		1949... 3,516	...	3,436	4
17		1954... 1,192	...	1,102	2
18		1949... 2,747	...	1,660
19	Tobacco harvested.....farms reporting	1954... (NA)	(NA)	(NA)	(NA)	(NA)	(NA)	(NA)	(NA)
20		1949... (NA)	(NA)	(NA)	(NA)	(NA)	(NA)	(NA)	(NA)
21		1954... 14,955	18	236	2,059	2,776	23,210	226	2,398
22		1949... 13,559	22	169	1,775	2,516	23,019	153	2,255
23		1954... 13,714,787	24,652	357,267	2,338,655	3,627,114	27,944,882	220,556	2,494,933
24		1949... 13,612,796	16,538	134,046	1,966,515	2,667,072	24,605,727	155,588	2,386,055
25	Peanuts harvested for picking or threshing.....farms reporting	1954... 40	...	1,087	1	...	2
26		1949... 56	...	1,251	1	...	1
27		1954... 106	...	14,196	1	...	1
28		1949... 173	...	19,382	1	...	1	(Z)	...
29		1954... 42,631	...	28,297,805	200	...	150
30		1949... 138,446	...	24,632,000	100	...	100
31	Horses and/or mules.....farms reporting	1954... 2,620	504	753	623	1,194	3,361	298	730
32		1950... 2,708	853	1,106	793	1,562	4,391	427	965
33		1954... 4,929	1,118	1,102	969	1,742	6,478	487	1,160
34		1950... 5,967	1,675	2,159	1,433	2,441	9,576	851	1,711
35	Multiple-unit operations.....number	1954... 530	34	71	116	160	929	8	66
36		1950... 526	22	56	117	117	786	...	66
37	Subunits in multiple-unit operations.....number	1954... 1,486	72	167	273	372	2,501	16	179
38		1950... 1,455	48	152	162	268	2,120	...	165
39	Home farms.....number	1954... 504	34	64	114	159	893	8	62
40		1950... 504	22	51	70	116	685	...	60
41	Cropper farms.....number	1954... 970	38	103	159	213	1,608	8	117
42		1950... 951	26	101	92	152	1,435	...	105
43	Land owned by landlord.....acres	1954... 101,836	6,772	20,870	27,184	28,219	177,016	1,450	20,265
44		1950... 112,109	5,190	14,442	18,606	21,229	162,063	...	20,184
45	Land rented from others by landlord.....acres	1954... 30,391	441	682	1,497	713	27,521	...	3,199
46		1950... 23,838	175	1,473	1,504	424	24,744	...	1,451
47	Land in multiple-unit operations.....acres	1954... 123,169	7,203	18,072	27,628	28,343	195,524	1,450	22,772
48		1950... 119,196	5,212	13,384	19,538	20,790	166,473	...	20,391
49	Home farms.....acres	1954... 99,556	5,376	11,418	23,772	25,314	148,261	1,345	18,861
50		1950... 92,186	4,331	8,464	17,309	18,474	108,378	...	15,713
51	Cropper farms.....acres	1954... 23,613	1,627	6,654	3,856	5,029	47,263	105	3,911
52		1950... 27,010	881	4,920	2,229	3,316	58,095	...	4,678
53	Cropland harvested.....acres	1954... 26,670	1,354	5,307	5,258	4,732	46,671	284	4,607
54		1949... 25,973	1,276	4,961	4,282	3,280	34,829	...	3,886
55	Corn harvested for grain.....multiple units reporting	1954... 517	29	70	102	157	901	2	61
56		1949... 516	19	56	65	108	761	...	59
57		1954... 1,148	39	130	164	287	1,900	2	117
58		1949... 1,178	30	116	112	202	1,683	...	116
59		1954... 7,432	358	2,658	1,165	1,451	12,316	10	1,126
60		1949... 8,748	302	1,895	930	1,299	11,289	...	1,143
61		1954... 107,457	16,590	123,022	31,177	52,340	353,624	55	28,805
62		1949... 272,405	12,695	70,714	37,890	36,907	336,931	...	44,780
63	Cotton harvested.....multiple units reporting	1954... 118	...	39
64		1949... 109	...	49
65		1954... 223	...	57
66		1949... 215	...	78
67		1954... 745	...	222
68		1949... 1,020	...	375
69		1954... 463	...	167
70		1949... 855	...	183
71	Tobacco harvested.....multiple units reporting	1954... 525	3	11	107	142	922	1	63
72		1949... 515	...	5	69	100	776	...	63
73		1954... 1,246	3	22	182	244	2,098	1	136
74		1949... 1,211	...	10	109	164	1,814	...	126
75		1954... 5,962	3	66	712	766	10,098	1	448
76		1949... 5,268	...	40	398	419	7,525	...	389
77		1954... 5,667,855	3,900	159,235	824,636	1,001,984	12,331,742	1,000	480,810
78		1949... 5,500,088	...	31,635	438,404	485,173	8,207,754	...	424,720
79	Peanuts harvested for picking or threshing.....multiple units reporting	1954... 7	...	70
80		1949... 2	...	56
81		1954... 7	...	124
82		1949... 3	...	120
83		1954... 26	...	1,455
84		1949... 10	...	1,735
85		1954... 11,875	...	2,775,122
86		1949... 5,678	...	2,294,700
87	Horses and/or mules....multiple units reporting	1954... 514	21	54	104	143	871	3	55
88		1950... 499	10	50	66	92	711	...	58
89		1954... 1,752	49	132	237	284	2,581	18	144
90		1950... 1,755	31	162	194	200	2,334	...	178
91	Farms not in multiple units.....number	1954... 2,297	1,375	1,139	816	1,883	3,214	583	1,000
92		1950... 2,579	1,548	1,320	1,064	2,156	4,061	657	1,175
93	Land in farms not in multiple units.....acres	1954... 215,040	135,581	122,565	89,478	174,405	290,498	92,156	120,576
94		1950... 231,552	144,828	136,562	99,833	187,287	395,072	100,185	135,979

NA Not available. Z Reported in small fractions.

CENSUSES OF 1954 AND 1950—Continued

Prince George	Pulaski	Roanoke	Russell	Scott	Smyth	Southampton	Surry	Sussex	Tazewell	Washington	Wise	Wythe	
685	940	1,217	2,355	3,538	1,626	1,962	678	1,099	1,531	4,317	1,497	1,658	1
745	1,162	1,443	2,734	3,454	1,895	2,174	716	1,280	1,712	3,814	1,749	1,835	2
102,045	110,953	86,253	254,234	225,695	171,654	276,530	98,580	182,138	193,861	285,916	60,701	188,889	3
107,091	117,341	99,728	267,618	227,693	181,067	273,260	108,419	184,180	216,617	281,617	67,742	194,970	4
28,010	17,988	17,956	41,728	36,273	29,871	89,183	28,681	43,002	28,636	59,033	7,917	36,835	5
25,578	21,627	22,180	42,832	40,231	37,477	90,044	28,476	42,958	32,060	60,912	11,027	39,974	6
504	498	357	1,829	2,391	867	1,709	571	887	908	2,564	881	962	7
575	663	549	1,995	2,513	1,243	2,031	648	1,078	1,146	2,244	1,096	1,188	8
8,706	3,315	1,545	10,327	9,689	4,846	37,887	13,591	15,797	5,463	13,608	2,263	8,557	9
7,979	5,319	2,387	12,917	12,768	9,943	33,882	11,866	14,664	7,871	15,395	3,331	10,164	10
216,470	155,956	52,509	488,013	395,163	249,442	1,478,400	471,565	466,154	249,574	628,175	72,354	396,874	11
260,861	252,482	96,803	595,494	502,187	480,079	1,302,977	493,106	593,564	362,955	737,727	110,757	473,438	12
45	1,014	6	474	13
60	1,431	23	642	14
64	4,422	8	1,485	15
131	7,485	45	2,500	16
48	3,260	6	853	17
93	4,585	39	1,644	18
(NA)	(NA)	(NA)	(NA)	(NA)	(NA)	(NA)	(NA)	(NA)	(NA)	(NA)	(NA)	(NA)	19
(NA)	(NA)	(NA)	(NA)	(NA)	(NA)	(NA)	(NA)	(NA)	(NA)	(NA)	(NA)	(NA)	20
137	5	...	1,917	2,706	696	109	...	634	91	3,555	70	9	21
100	1	...	1,951	2,381	701	85	...	511	86	3,416	42	2	22
149,570	6,650	...	3,863,830	4,775,437	1,256,410	128,182	...	743,899	152,822	6,382,914	127,882	15,160	23
95,669	1,050	...	3,306,238	3,807,822	1,148,853	71,558	...	534,296	140,229	5,136,723	67,293	3,598	24
348	1,700	553	897	25
395	2,067	646	1,066	26
3,870	29,604	8,222	14,303	27
4,862	38,874	11,070	18,999	28
4,397,434	47,692,127	12,246,830	16,773,999	29
5,932,851	52,131,468	17,768,356	27,126,412	30
365	373	354	1,443	1,884	764	1,089	351	657	757	1,837	626	580	31
557	616	641	1,816	2,252	1,011	1,704	540	919	1,031	2,193	921	904	32
606	781	625	2,985	3,161	1,575	1,783	502	1,287	1,734	3,556	812	1,312	33
1,182	1,393	1,226	4,057	4,283	2,488	3,624	1,073	2,142	2,478	4,815	1,302	2,229	34
26	4	18	238	375	39	178	33	103	45	602	7	55	35
13	13	8	177	209	45	172	42	110	18	219	6	28	36
58	8	42	560	821	82	490	79	293	99	1,405	14	122	37
28	26	17	417	469	95	570	106	343	42	484	12	67	38
26	4	18	233	371	38	167	32	103	44	595	7	55	39
13	13	8	174	203	44	128	40	103	18	215	6	25	40
32	4	24	327	450	44	323	47	190	55	810	7	67	41
15	13	9	243	266	51	442	66	240	24	269	6	42	42
8,129	1,450	4,650	45,214	51,346	8,092	60,432	12,116	52,998	14,499	104,487	769	10,052	43
6,187	2,695	1,988	76,504	33,086	11,731	80,677	27,988	62,492	7,415	39,528	978	6,609	44
1,264	25	39	3,212	2,645	13	36,315	2,925	9,043	2,131	11,936	...	574	45
461	...	19	1,947	632	829	18,724	888	5,941	...	4,335	...	6	46
8,638	1,470	4,660	47,682	52,810	7,954	77,890	14,164	58,012	16,180	114,550	769	10,543	47
6,365	2,685	1,997	77,828	33,589	12,520	76,642	25,207	53,087	7,389	42,714	978	6,596	48
7,459	897	4,060	44,473	48,658	7,182	47,452	11,497	47,452	15,391	106,695	719	9,564	49
5,464	2,381	1,898	73,798	30,064	11,535	43,010	22,158	41,310	6,179	37,173	817	4,200	50
1,179	573	600	3,209	4,152	772	18,677	2,667	10,560	789	7,855	50	979	51
901	304	99	4,030	3,525	985	33,632	3,049	11,777	1,210	5,541	161	2,396	52
1,940	411	1,385	9,979	8,928	1,416	20,028	3,437	11,056	2,420	25,087	185	2,894	53
1,222	375	876	7,964	5,828	2,594	21,838	3,861	12,567	1,031	8,947	218	1,461	54
24	4	12	224	331	26	172	31	102	43	515	7	51	55
12	11	8	166	181	44	168	39	104	16	196	6	26	56
39	7	12	366	466	35	399	63	227	64	782	12	74	57
18	17	11	279	285	61	493	81	241	28	277	9	47	58
746	62	64	2,351	2,087	237	8,605	1,637	3,900	411	5,224	58	716	59
406	117	56	2,342	1,823	565	9,009	1,463	3,466	319	2,658	38	543	60
18,252	3,015	2,538	115,165	91,414	10,198	331,616	49,989	124,866	20,495	256,543	1,930	34,220	61
12,445	7,219	1,310	110,921	82,972	31,029	332,775	63,563	111,005	9,615	144,249	1,625	22,683	62
2	128	...	68	63
2	150	...	68	64
2	246	...	122	65
3	388	...	135	66
4	1,066	...	430	67
5	1,885	...	593	68
2	817	...	232	69
4	1,180	...	387	70
5	234	364	28	5	...	34	13	592	4	1	71
6	167	31	31	3	...	39	10	207	1	...	72
6	376	528	39	6	...	78	17	931	4	...	73
8	269	287	40	5	...	73	17	284	1	...	74
23	439	591	33	39	...	237	11	1,073	3	...	75
23	322	373	41	36	...	228	13	429	1	...	76
27,250	859,508	1,028,121	59,390	50,412	...	324,741	18,607	1,965,926	5,000	3,000	77
20,313	562,955	601,838	55,875	29,300	...	215,183	20,364	630,715	1,637	...	78
22	170	32	103	79
11	170	40	107	80
34	405	65	232	81
16	524	85	261	82
516	6,638	937	3,937	83
335	9,241	1,385	4,974	84
600,125	11,166,116	1,283,937	4,923,801	85
398,478	11,969,328	1,767,798	6,126,506	86
16	2	12	208	300	26	138	22	78	39	451	6	36	87
8	13	7	149	178	42	158	34	94	16	190	5	21	88
42	4	26	538	586	87	430	47	281	151	1,160	10	92	89
25	39	21	485	447	126	783	111	390	58	560	12	76	90
627	932	1,175	1,795	2,717	1,544	1,472	599	806	1,432	2,912	1,483	1,536	91
717	1,136	1,426	2,317	2,985	1,800	1,604	610	937	1,670	3,330	1,737	1,768	92
93,407	109,483	81,593	206,552	172,885	163,700	198,640	84,416	124,126	177,681	171,366	59,932	178,346	93
100,726	114,656	97,731	189,790	194,104	168,547	196,618	83,212	131,093	209,228	238,903	66,764	188,374	94

MULTIPLE-UNIT OPERATIONS

Economic Area Table 1.—MULTIPLE-UNIT OPERATIONS.

Item (For definitions and explanations, see text)	Total, selected areas ¹									
	Total	Size of unit								
		Under 30 acres	30 to 49 acres	50 to 69 acres	70 to 99 acres	100 to 139 acres	140 to 179 acres	180 to 219 acres	220 to 259 acres	
1 Multiple-unit operations.....number 1954...	6,701	268	367	444	756	1,098	844	692	444	
2 1950...	5,466	116	191	290	589	897	744	626	422	
3 Subunits in multiple-unit operations.....total number 1954...	16,790	554	774	935	1,610	2,446	1,950	1,707	1,125	
4 1950...	13,837	233	398	614	1,250	1,961	1,690	1,506	1,052	
5 Home farms.....number 1954...	6,538	229	355	428	749	1,080	830	679	435	
6 1950...	5,150	85	169	277	563	855	701	603	398	
7 Cropper farms.....number 1954...	10,252	325	419	507	861	1,366	1,120	1,028	690	
8 1950...	8,687	148	229	337	687	1,106	989	903	654	
9 Land in multiple-unit operations...total acres 1954...	1,598,782	4,623	14,595	26,037	64,016	128,246	133,715	137,291	105,874	
10 1950...	1,398,925	2,092	7,799	17,323	49,254	105,301	117,890	123,770	100,957	
11 Home farms.....acres 1954...	1,363,851	3,200	11,602	20,590	52,267	105,633	113,381	117,202	91,762	
12 1950...	1,108,922	1,030	4,959	12,594	36,694	80,402	92,262	100,197	80,604	
13 Cropper farms.....acres 1954...	234,931	1,423	2,993	5,447	11,749	22,613	20,334	20,089	14,112	
14 1950...	290,003	1,062	2,840	4,729	12,560	24,899	25,628	23,573	20,353	
15 Cropland harvested.....total acres 1954...	333,024	1,968	4,969	8,282	19,098	35,547	33,496	33,705	24,737	
16 1949...	284,517	1,082	3,173	6,040	15,557	29,365	31,410	28,475	23,485	
17 Corn harvested for grain.....multiple units reporting 1954...	6,254	167	310	394	715	1,057	812	660	424	
18 1949...	5,139	68	157	260	551	855	716	602	407	
19 subunits reporting 1954...	11,513	216	432	546	1,035	1,718	1,375	1,232	810	
20 1949...	10,124	89	237	371	878	1,433	1,278	1,142	774	
21 acres 1954...	93,278	778	1,712	2,651	6,064	10,759	9,594	9,379	6,879	
22 1949...	86,617	407	1,182	2,114	5,296	9,560	9,551	8,570	6,619	
23 bushels 1954...	2,892,299	24,263	50,947	84,719	187,683	311,278	286,227	286,675	210,661	
24 1949...	3,133,551	14,274	40,929	73,717	184,979	327,686	339,147	321,107	251,631	
25 Cotton harvested.....multiple units reporting 1954...	612	8	26	26	48	72	71	50	47	
26 1949...	590	3	12	29	47	68	66	61	44	
27 subunits reporting 1954...	1,054	10	32	36	58	94	97	77	70	
28 1949...	1,188	3	18	43	68	103	96	101	71	
29 acres 1954...	4,478	27	73	93	195	312	369	271	287	
30 1949...	6,233	5	62	183	326	460	481	550	342	
31 bales 1954...	2,984	19	52	60	110	197	238	177	201	
32 1949...	4,227	3	43	121	190	316	310	398	228	
33 Tobacco harvested.....multiple units reporting 1954...	5,660	215	306	382	655	977	743	609	369	
34 1949...	4,423	85	148	239	504	752	637	516	357	
35 subunits reporting 1954...	11,075	285	425	539	1,010	1,690	1,359	1,227	770	
36 1949...	8,751	118	229	359	830	1,304	1,158	996	702	
37 acres 1954...	38,982	466	840	1,227	2,855	5,690	4,755	4,485	2,959	
38 1949...	30,534	256	577	848	2,372	4,206	4,094	3,631	2,557	
39 pounds 1954...	46,021,462	584,551	1,022,387	1,493,918	3,424,897	6,637,975	5,640,499	5,314,847	3,399,209	
40 1949...	33,417,852	273,470	583,194	961,791	2,617,044	4,715,227	4,480,777	4,037,011	2,866,794	
41 Peanuts harvested for picking or threshing.....multiple units reporting 1954...	655	7	9	20	54	80	56	50	51	
42 1949...	614	2	10	29	48	71	69	53	52	
43 subunits reporting 1954...	1,311	9	10	28	75	114	87	89	102	
44 1949...	1,415	3	13	44	75	115	129	96	101	
45 acres 1954...	19,071	58	53	254	592	1,212	1,060	1,162	1,393	
46 1949...	23,575	15	87	390	805	1,429	1,789	1,440	1,309	
47 pounds 1954...	27,051,186	70,415	53,520	287,745	796,588	1,564,911	1,634,434	1,529,429	1,979,726	
48 1949...	29,445,014	11,350	135,520	514,856	903,749	1,902,914	2,268,485	1,797,766	1,663,224	
49 Horses and/or mules....multiple units reporting 1954...	5,743	110	249	345	645	979	766	629	405	
50 1950...	4,854	58	150	250	528	800	676	560	390	
51 number 1954...	15,413	167	414	640	1,263	2,090	1,784	1,644	1,124	
52 1950...	15,559	122	321	546	1,197	1,969	1,819	1,708	1,229	
53 Landlord-tenant operations containing multiple units: All subunits including home farm.....number 1954...	18,823	601	832	991	1,708	2,610	2,106	1,896	1,220	
54 1950...	16,110	264	458	676	1,417	2,140	1,862	1,734	1,215	
55 Land in all subunits including home farm.....acres 1954...	1,691,699	7,021	16,569	27,802	66,871	133,350	139,035	143,786	110,825	
56 1950...	1,552,964	3,934	11,660	20,025	59,035	114,840	122,502	135,427	108,837	
57 Owned by operator of multiple unit.....acres 1954...	1,469,376	6,811	15,676	26,450	63,075	123,099	123,302	127,512	94,846	
58 1950...	1,389,312	3,818	11,002	18,557	54,439	106,710	108,395	118,256	97,201	
59 Rented by operator of multiple unit.....acres 1954...	222,323	210	893	1,352	3,796	10,251	15,733	16,274	15,979	
60 1950...	163,652	116	658	1,468	4,596	8,130	14,107	17,171	11,636	
61 Subunits not included in multiple units.....operators reporting 1954...	1,172	34	40	47	75	135	114	114	67	
62 1950...	1,282	21	37	50	104	132	123	133	109	
63 number 1954...	2,033	47	58	56	98	164	156	189	95	
64 1950...	2,273	31	60	62	167	179	172	228	163	
65 Share tenants.....number 1954...	1,621	37	47	39	83	133	131	140	76	
66 1950...	1,338	19	20	25	85	103	82	142	99	
67 Other tenants, not croppers nor share tenants.....number 1954...	412	10	11	17	15	31	25	49	19	
68 1950...	935	12	40	37	82	76	90	86	64	
69 Land in subunits not included in multiple units.....acres 1954...	92,917	2,398	1,974	1,765	2,855	5,104	5,320	6,495	4,951	
70 1950...	154,039	1,842	3,861	2,702	9,781	9,539	4,612	11,657	7,880	

¹Data for 1954 include reports for Chesterfield and Henrico Counties which were not included in the 1950 multiple-unit area; data for 1950 include reports for Amherst, Bath, Highland, Nelson, and Rockbridge Counties which were not included in the 1954 multiple-unit area. See text.

BY SIZE OF UNIT: CENSUSES OF 1954 AND 1950

Total, selected areas ¹ —Con.			Area 1												
Size of unit—Continued			Total	Size of unit											
260 to 499 acres	500 to 999 acres	1,000 acres and over		Under 30 acres	30 to 49 acres	50 to 69 acres	70 to 99 acres	100 to 139 acres	140 to 179 acres	180 to 219 acres	220 to 259 acres	260 to 499 acres	500 to 999 acres	1,000 acres and over	
1,195	444	149	424	41	33	54	73	68	36	33	15	47	19	5	1
1,068	411	112	277	17	16	36	41	44	28	19	16	44	15	1	2
3,349	1,566	774	979	82	68	111	161	152	82	81	35	125	68	14	3
3,017	1,463	653	650	36	32	76	88	93	62	49	41	122	49	2	4
1,172	435	146	416	35	33	53	73	68	36	32	15	47	19	5	5
1,003	391	105	270	14	16	35	40	43	28	19	16	43	15	1	6
2,177	1,131	628	563	47	35	58	88	84	46	49	20	78	49	9	7
2,014	1,072	548	380	22	16	41	48	50	34	30	25	79	34	1	8
47,282	304,132	262,971	74,162	633	1,309	3,126	6,092	8,016	5,627	6,608	3,581	16,303	13,131	9,736	9
375,824	280,005	218,710	53,019	318	676	2,099	3,449	5,105	4,396	3,732	3,878	15,514	11,456	2,396	10
360,345	258,472	229,397	67,832	444	1,097	2,632	5,318	7,242	5,063	5,965	3,189	14,601	12,696	9,585	11
297,513	226,627	176,040	47,209	166	513	1,675	2,888	4,351	3,524	3,294	3,616	14,456	10,360	2,366	12
56,937	45,660	33,574	6,330	189	212	494	774	774	564	643	392	1,702	435	151	13
78,311	53,378	42,670	5,810	152	163	424	561	754	872	438	262	1,058	1,096	30	14
87,720	52,322	31,180	14,951	285	427	909	1,754	1,890	1,372	1,471	591	3,210	2,040	1,002	15
75,496	44,992	25,442	10,881	197	261	743	1,032	1,269	944	881	902	3,186	1,066	400	16
1,148	426	141	383	26	27	51	67	64	31	33	14	46	19	5	17
1,024	395	104	248	8	14	32	39	41	26	17	14	42	14	1	18
2,446	1,146	577	593	30	35	70	88	99	44	60	24	84	48	11	19
2,305	1,118	499	400	10	19	46	54	60	34	30	27	81	37	2	20
23,773	13,505	8,184	3,967	131	164	335	557	563	309	450	178	770	394	116	21
22,158	13,438	7,722	3,233	53	101	269	363	423	295	265	286	806	272	100	22
755,204	418,466	276,176	188,440	4,891	6,177	13,920	24,217	23,490	14,667	21,684	8,795	42,149	21,525	6,925	23
825,674	485,037	269,370	154,854	2,330	3,865	11,795	15,770	20,525	13,615	12,130	17,320	40,221	15,283	2,000	24
152	74	38	25
144	81	35	26
275	175	130	27
306	232	147	28
1,225	722	904	29
1,647	1,214	963	30
840	490	600	31
1,191	810	617	32
968	337	99	380	36	29	49	69	63	34	28	14	38	17	3	33
838	283	64	238	14	12	30	37	36	25	15	13	42	13	1	34
2,240	1,029	501	591	49	34	70	93	92	52	50	22	75	47	7	35
1,913	813	329	380	18	16	40	51	54	34	23	24	85	34	1	36
8,986	4,322	2,397	621	41	28	63	94	92	59	49	24	99	59	13	37
7,248	3,242	1,503	424	20	20	36	49	58	38	25	33	100	44	1	38
10,611,794	5,262,726	2,628,659	1,146,340	76,232	53,982	114,145	169,094	171,894	113,036	88,694	46,858	172,199	113,446	26,760	39
7,880,922	3,403,248	1,598,374	707,022	27,518	27,278	58,824	86,192	95,912	68,379	44,851	68,935	146,361	79,972	2,800	40
192	96	40	41
155	87	38	42
407	240	150	43
370	276	193	44
6,126	4,133	3,028	45
6,701	5,536	4,074	46
8,961,761	6,187,429	3,985,228	47
7,996,958	6,850,339	5,399,853	48
1,076	413	126	353	16	24	46	59	63	34	30	15	42	19	5	49
972	367	103	224	9	13	27	35	33	23	17	14	40	12	1	50
3,446	1,746	1,095	895	23	47	100	122	135	78	79	41	135	84	51	51
3,728	1,984	936	662	16	31	60	81	87	72	60	54	134	52	15	52
3,858	1,914	1,087	1,038	86	69	115	166	157	87	86	36	143	74	19	53
3,551	1,899	894	746	39	37	83	95	101	72	51	46	153	67	2	54
438,982	320,606	286,852	75,561	662	1,317	3,146	6,168	8,167	5,677	6,733	3,587	17,072	13,182	9,850	55
413,605	321,514	241,585	54,599	360	723	2,418	3,756	5,147	4,615	3,775	3,957	15,780	11,672	2,396	56
379,845	273,868	234,892	70,643	653	1,304	3,098	6,139	7,845	5,369	6,613	3,332	15,330	12,290	8,670	57
364,127	281,638	225,169	51,996	360	677	2,409	3,643	4,999	4,615	3,775	3,545	14,009	11,568	2,396	58
59,137	46,738	51,960	4,918	9	13	48	29	322	308	120	255	1,742	892	1,180	59
49,478	39,876	16,416	2,603	...	46	9	113	148	412	1,771	104	...	60
300	171	75	44	4	1	3	4	5	5	5	1	11	4	1	61
316	188	69	66	2	3	7	6	7	7	7	5	20	7	...	62
509	348	313	59	4	1	4	5	5	5	5	1	18	6	...	63
534	436	241	96	3	5	7	7	8	10	2	5	31	18	...	64
410	266	259	49	4	1	3	5	4	4	4	1	13	6	4	65
329	286	148	35	2	...	1	1	1	3	...	2	12	13	...	66
99	82	54	10	1	...	1	1	1	...	5	...	1	67
205	150	93	61	1	5	6	6	7	7	2	3	19	5	...	68
21,700	16,474	23,881	1,399	29	8	20	76	151	50	125	6	769	51	114	69
37,781	41,509	22,875	1,580	42	47	319	307	42	219	43	79	266	216	...	70

MULTIPLE-UNIT OPERATIONS

Economic Area Table 1.—MULTIPLE-UNIT OPERATIONS.

Item (For definitions and explanations, see text)	Total	Area 2 ¹							
		Size of unit							
		Under 30 acres	30 to 49 acres	50 to 69 acres	70 to 99 acres	100 to 139 acres	140 to 179 acres	180 to 219 acres	220 to 259 acres
1 Multiple-unit operations.....number 1954...	1,548	126	163	163	207	200	185	117	85
2 1950...	850	44	56	71	108	125	95	84	55
3 Subunits in multiple-unit									
4 operations.....total number 1954...	3,499	261	338	347	439	424	406	261	193
5 1950...	1,897	87	115	153	220	257	202	177	119
6 Home farms.....number 1954...	1,530	114	163	162	207	199	182	117	85
7 1950...	832	37	53	70	108	125	93	84	55
8 Cropper farms.....number 1954...	1,969	147	175	185	232	225	224	144	108
9 1950...	1,065	50	62	83	112	132	109	93	64
10 Land in multiple-unit operations...total acres 1954...	286,763	2,097	6,352	9,532	17,377	23,257	29,263	23,118	20,198
11 1950...	215,257	758	2,314	4,261	8,868	14,524	15,176	16,648	13,001
12 Home farms.....acres 1954...	266,548	1,673	5,494	8,325	15,639	21,275	26,402	21,421	18,858
13 1950...	195,861	502	1,873	3,530	7,386	12,505	13,149	15,265	11,464
14 Cropper farms.....acres 1954...	20,215	424	858	1,207	1,738	1,982	2,861	1,697	1,340
15 1950...	19,396	256	441	731	1,482	2,019	2,027	1,383	1,537
16 Cropland harvested.....total acres 1954...	56,875	722	1,908	2,730	4,389	5,132	6,598	5,599	4,410
17 1949...	33,650	313	676	1,168	2,569	3,512	3,682	3,861	2,655
18 Corn harvested for									
19 grain.....multiple units reporting 1954...	1,365	67	131	136	192	192	177	107	78
20 1949...	766	26	45	60	94	115	93	78	51
21 subunits reporting 1954...	2,026	88	159	173	248	267	259	171	123
22 1949...	1,174	34	62	73	124	159	132	113	81
23 acres 1954...	12,046	274	566	743	1,114	1,294	1,510	1,185	872
24 1949...	9,290	137	268	417	697	1,108	1,012	936	781
25 bushels 1954...	566,778	11,343	23,809	33,530	51,724	58,399	71,474	60,525	40,891
26 1949...	454,064	5,765	12,365	17,957	34,570	45,346	49,460	46,754	39,905
27 Cotton harvested.....multiple units reporting 1954...
28 1949...
29 subunits reporting 1954...
30 1949...
31 acres 1954...
32 1949...
33 bales 1954...
34 1949...
35 Tobacco harvested.....multiple units reporting 1954...	1,290	106	133	143	174	163	156	103	68
36 1949...	626	31	39	59	82	82	74	64	42
37 subunits reporting 1954...	1,956	130	165	181	226	224	235	166	114
38 1949...	920	37	46	76	107	105	104	83	72
39 acres 1954...	2,198	112	148	178	231	236	290	203	139
40 1949...	1,200	46	50	70	113	129	158	127	100
41 pounds 1954...	4,006,996	185,953	264,069	309,104	407,999	442,331	508,344	405,966	258,720
42 1949...	1,889,701	64,650	77,781	118,352	182,023	218,869	206,041	209,893	154,666
43 Peanuts harvested for picking									
44 or threshing.....multiple units reporting 1954...
45 1949...
46 subunits reporting 1954...
47 1949...
48 acres 1954...
49 1949...
50 pounds 1954...
51 1949...
52 Horses and/or mules....multiple units reporting 1954...	1,185	39	97	113	164	168	159	99	76
53 1950...	721	19	45	61	92	107	86	72	50
54 number 1954...	2,809	60	154	205	311	340	363	246	209
55 1950...	2,059	30	98	127	202	236	203	233	147
56 Landlord-tenant operations containing multiple units:									
57 All subunits including home farm.....number 1954...	3,680	266	351	362	456	447	427	276	203
58 1950...	2,057	95	124	165	238	267	213	189	125
59 Land in all subunits including									
60 home farm.....acres 1954...	291,911	2,162	6,449	9,621	17,478	23,865	30,065	24,555	20,360
61 1950...	217,506	1,155	2,358	4,439	9,093	14,550	15,346	16,677	13,064
62 Owned by operator of multiple									
63 unit.....acres 1954...	272,050	2,139	6,302	9,329	17,321	23,555	28,620	23,026	19,431
64 1950...	208,148	1,149	2,256	4,408	8,950	13,895	14,562	15,312	12,480
65 Rented by operator of multiple									
66 unit.....acres 1954...	19,861	23	147	292	157	310	1,445	1,529	929
67 1950...	9,358	6	102	31	143	655	784	1,365	584
68 Subunits not included in									
69 multiple units.....operators reporting 1954...	142	4	12	11	17	20	16	13	7
70 1950...	122	7	4	9	16	10	10	9	6
number 1954...	181	5	13	15	17	23	21	15	10
1950...	160	8	9	12	18	10	11	12	6
71 Share tenants.....number 1954...	123	3	12	8	14	14	11	9	10
72 1950...	52	6	1	1	7	3	3	6	1
73 Other tenants, not croppers nor share									
74 tenants.....number 1954...	58	2	1	7	3	9	10	6	...
75 1950...	108	2	8	11	11	7	8	6	5
76 Land in subunits not included in multiple									
77 units.....acres 1954...	5,148	65	97	89	101	608	802	1,437	162
78 1950...	2,249	397	44	178	225	26	170	29	63

¹Exclusive of independent cities. ²Data for 1950 include reports for Bath, Highland, and Rockbridge Counties which were not included in the 1954 multiple-unit area. See text.

BY SIZE OF UNIT: CENSUSES OF 1954 AND 1950—Continued

Area 2 ¹ —Continued			Areas 3 and A (part) ²												
Size of unit—Continued			Total	Size of unit											
260 to 499 acres	500 to 999 acres	1,000 acres and over		Under 30 acres	30 to 49 acres	50 to 69 acres	70 to 99 acres	100 to 139 acres	140 to 179 acres	180 to 219 acres	220 to 259 acres	260 to 499 acres	500 to 999 acres	1,000 acres and over	
204	73	25	139	5	7	7	15	15	19	14	11	28	14	4	1
138	60	14	143	4	2	7	8	16	17	21	12	43	10	3	2
506	219	105	303	11	14	14	30	32	39	28	23	61	35	16	3
333	174	60	303	8	4	14	16	33	34	45	25	93	22	9	4
203	73	25	139	5	7	7	15	15	19	14	11	28	14	4	5
134	59	14	143	4	2	7	8	16	17	21	12	43	10	3	6
303	146	80	164	6	7	7	15	17	20	14	12	33	21	12	7
199	115	46	160	4	2	7	8	17	17	24	13	50	12	6	8
69,837	50,348	35,384	36,078	95	254	425	1,295	1,740	2,917	2,736	2,575	9,840	9,341	4,860	9
47,681	39,856	52,170	38,950	75	95	420	710	1,935	2,703	4,245	2,917	15,467	6,781	3,602	10
65,147	48,108	34,206	31,749	77	179	343	1,143	1,330	2,600	2,441	2,407	8,859	7,529	4,841	11
43,424	35,779	50,984	33,270	38	71	294	555	1,530	2,250	3,881	2,354	14,158	6,327	1,812	12
4,690	2,240	1,178	4,329	18	75	82	152	410	317	295	168	981	1,812	19	13
4,257	4,077	1,186	5,680	37	24	126	155	405	453	364	563	1,309	454	1,790	14
12,535	7,775	5,077	6,817	25	92	96	419	428	480	624	644	1,570	1,888	551	15
7,447	5,788	1,979	7,659	18	51	91	222	551	513	843	692	3,331	781	566	16
197	66	22	119	3	5	5	12	15	19	10	10	24	13	3	17
133	58	13	124	2	1	4	6	15	16	20	12	37	8	3	18
332	134	72	158	4	6	6	14	20	24	16	12	29	24	3	19
232	121	43	182	3	2	4	8	19	20	29	17	61	11	8	20
2,452	1,276	760	1,091	8	24	23	73	130	124	68	96	213	300	32	21
2,015	1,490	429	1,461	8	8	19	52	113	134	193	129	540	123	142	22
121,345	57,089	36,649	49,132	375	965	800	3,485	4,935	5,618	2,659	4,940	9,868	14,262	1,225	23
104,407	76,375	21,160	61,956	175	150	980	3,287	4,386	6,940	7,938	5,611	24,014	6,395	2,080	24
...	25
...	26
...	27
...	28
...	29
...	30
...	31
...	32
171	55	18	7	1	1	1	1	...	1	1	1	33
108	37	9	4	2	1	...	1	...	34
306	139	70	11	1	1	2	1	...	3	2	1	35
187	81	22	5	2	1	...	2	...	36
388	181	92	22	1	1	1	1	...	16	1	1	37
245	122	40	4	2	1	...	1	...	38
708,033	339,983	176,494	25,488	1,200	1,200	1,400	1,500	...	17,888	1,300	1,000	39
392,976	209,170	55,280	6,896	2,800	1,300	...	2,796	...	40
...	41
...	42
...	43
...	44
...	45
...	46
...	47
...	48
179	68	23	96	2	6	3	8	11	14	9	6	25	11	1	49
125	51	13	114	1	2	5	6	14	14	16	11	34	8	3	50
494	253	174	243	4	9	3	15	26	30	23	16	74	39	4	51
452	226	105	318	1	4	9	11	34	33	45	27	112	28	14	52
542	235	115	326	11	14	16	30	34	40	32	26	65	38	20	53
371	196	74	317	8	4	14	17	33	35	49	26	100	22	9	54
70,862	50,990	35,504	36,286	95	254	446	1,295	1,745	2,949	2,836	2,593	9,851	9,354	4,868	55
48,246	40,261	52,317	39,160	75	95	420	740	1,935	2,718	4,362	2,927	15,505	6,781	3,602	56
65,595	44,575	32,157	34,386	95	254	440	1,267	1,725	2,934	2,741	2,418	9,397	8,247	4,868	57
46,797	37,869	50,470	37,824	75	95	420	740	1,922	2,718	4,362	2,802	15,110	6,106	3,474	58
5,267	6,415	3,347	1,900	6	28	20	15	95	175	454	1,107	...	59
1,449	2,392	1,847	1,336	13	125	395	675	128	60
29	9	4	15	2	...	2	1	1	2	3	3	1	61
30	15	6	11	1	...	1	3	1	5	62
36	16	10	23	2	...	2	1	4	3	4	3	4	63
38	22	14	14	1	...	1	4	1	7	64
28	8	6	4	1	1	...	1	...	1	...	65
13	6	5	5	1	3	1	66
8	8	4	19	1	...	2	...	4	2	4	2	4	67
25	16	9	9	1	1	...	7	68
1,025	642	120	208	21	...	5	32	100	18	11	13	8	69
565	405	147	210	30	...	15	117	10	38	70

MULTIPLE-UNIT OPERATIONS

Economic Area Table 1.—MULTIPLE-UNIT OPERATIONS,

Item (For definitions and explanations, see text)	Areas 6 and C (part) ¹								
	Total	Size of unit							
		Under 30 acres	30 to 49 acres	50 to 69 acres	70 to 99 acres	100 to 139 acres	140 to 179 acres	180 to 219 acres	220 to 259 acres
1 Multiple-unit operations.....number 1954...	839	22	29	35	53	130	112	93	60
2 1950...	710	6	17	18	48	93	87	84	78
3 Subunits in multiple-unit									
4 operations.....total number 1954...	2,003	47	63	71	109	278	240	222	135
5 1950...	1,697	12	36	34	98	197	188	189	186
6 Home farms.....number 1954...	825	20	28	34	53	129	110	92	57
7 1950...	696	4	14	18	47	92	86	84	76
8 Cropper farms.....number 1954...	1,178	27	35	37	56	149	130	130	78
9 1950...	1,001	8	22	16	51	105	102	105	110
10 Land in multiple-unit operations...total acres 1954...	242,127	387	1,179	1,994	4,498	15,038	17,915	18,305	14,314
11 1950...	205,134	113	715	1,106	4,052	11,024	13,900	16,478	18,647
12 Home farms.....acres 1954...	215,697	310	985	1,604	3,581	12,705	15,544	16,148	12,551
13 1950...	174,782	65	144	743	2,868	8,629	12,099	14,708	15,290
14 Cropper farms.....acres 1954...	26,430	77	194	390	917	2,333	2,371	2,157	1,763
15 1950...	30,352	48	571	363	1,184	2,395	1,801	1,770	3,357
16 Cropland harvested.....total acres 1954...	47,190	119	417	666	1,433	4,365	4,834	4,936	3,393
17 1949...	42,292	52	316	277	1,347	2,872	3,952	3,616	5,288
18 Corn harvested for									
19 grain.....multiple units reporting 1954...	756	14	25	28	51	116	103	88	54
20 1949...	641	3	10	16	41	80	77	77	75
21 subunits reporting 1954...	1,257	14	35	36	64	173	153	148	84
22 1949...	1,126	2	14	18	67	115	126	125	131
23 acres 1954...	11,196	41	162	220	401	1,236	1,266	1,204	805
24 1949...	10,193	18	133	116	362	846	973	941	1,103
25 bushels 1954...	298,009	815	3,989	4,187	9,680	32,437	32,667	31,510	21,015
26 1949...	363,938	450	5,250	4,130	10,515	28,621	39,247	29,911	38,838
27 Cotton harvested.....multiple units reporting 1954...	11	1	...	2	1	...	1
28 1949...	13	1	...	4	2	...	2
29 subunits reporting 1954...	12	1	...	2	1	...	2
30 1949...	17	2	...	5	2	...	3
31 acres 1954...	22	5	...	3	1	...	3
32 1949...	34	4	...	12	4	...	7
33 bales 1954...	19	3	...	3	1	...	3
34 1949...	23	3	...	8	1	...	5
35 Tobacco harvested.....multiple units reporting 1954...	758	14	27	28	47	120	104	84	54
36 1949...	616	3	12	15	45	78	82	66	74
37 subunits reporting 1954...	1,362	18	43	36	68	188	165	149	86
38 1949...	1,041	4	19	19	64	113	129	101	123
39 acres 1954...	4,720	33	87	88	204	555	547	507	311
40 1949...	3,320	12	65	50	182	320	398	268	413
41 pounds 1954...	5,364,236	34,550	88,296	91,182	239,210	636,365	601,986	582,300	325,090
42 1949...	3,636,081	11,900	67,736	42,796	190,428	354,686	413,862	294,016	453,969
43 Peanuts harvested for picking									
44 or threshing.....multiple units reporting 1954...	54	1	...	2	8	9	3	4	3
45 1949...	44	3	4	7	5	4	10
46 subunits reporting 1954...	85	1	...	3	12	12	3	7	4
47 1949...	86	4	7	10	7	9	20
48 acres 1954...	770	2	...	42	54	76	17	69	48
49 1949...	955	30	68	125	70	113	223
50 pounds 1954...	812,796	2,000	...	39,500	48,690	72,970	11,734	106,062	51,100
51 1949...	1,247,790	38,430	82,985	164,502	77,080	91,540	335,406
52 Horses and/or mules....multiple units reporting 1954...	700	11	19	25	44	105	90	85	55
53 1950...	635	5	11	14	44	77	79	75	72
54 number 1954...	1,671	14	35	40	84	202	193	183	128
55 1950...	2,000	7	23	30	96	186	197	229	214
56 Landlord-tenant operations containing multiple units:									
57 All subunits including home farm.....number 1954...	2,280	52	66	76	114	295	263	247	149
58 1950...	1,966	12	46	40	110	226	213	220	211
59 Land in all subunits including									
60 home farm.....acres 1954...	250,817	495	1,210	2,328	4,732	15,441	18,536	18,633	14,473
61 1950...	218,859	113	2,207	1,549	4,528	12,113	14,765	17,108	19,190
62 Owned by operator of multiple									
63 unit.....acres 1954...	228,095	495	1,094	2,251	4,359	14,901	17,819	17,656	13,839
64 1950...	199,624	78	2,103	1,292	4,430	11,621	13,014	15,962	18,466
65 Rented by operator of multiple									
66 unit.....acres 1954...	22,722	...	116	77	373	540	717	977	634
67 1950...	19,235	35	104	257	98	492	1,751	1,146	724
68 Subunits not included in									
69 multiple units.....operators reporting 1954...	166	5	2	5	4	16	17	14	11
70 1950...	182	...	7	4	9	18	19	21	20
71 number 1954...	277	5	3	5	5	17	23	25	14
72 1950...	269	...	10	6	12	29	25	31	25
73 Share tenants.....number 1954...	237	4	3	3	5	14	20	23	13
74 1950...	119	...	5	2	3	16	10	13	12
75 Other tenants, not croppers nor share									
76 tenants.....number 1954...	40	1	...	2	...	3	3	2	1
77 1950...	150	...	5	4	9	13	15	18	13
78 Land in subunits not included in multiple									
79 units.....acres 1954...	8,690	108	31	334	234	403	621	328	159
80 1950...	13,725	...	1,492	443	476	1,089	865	630	543

¹Data for 1954 include reports for Chesterfield and Henrico Counties which were not included in the 1950 multiple-unit area; data for 1950 include reports for Amherst and Nelson Counties which were not included in the 1954 multiple-unit area. See text. ²Exclusive of independent cities.

BY SIZE OF UNIT: CENSUSES OF 1954 AND 1950—Continued

Areas 6 and C (part) ¹ —Con.			Area 7 ²												
Size of unit—Continued			Total	Size of unit											
260 to 499 acres	500 to 999 acres	1,000 acres and over		Under 30 acres	30 to 49 acres	50 to 69 acres	70 to 99 acres	100 to 139 acres	140 to 179 acres	180 to 219 acres	220 to 259 acres	260 to 499 acres	500 to 999 acres	1,000 acres and over	
214	71	20	3,169	64	123	166	364	623	441	390	227	538	179	54	1
187	79	13	2,933	42	91	136	340	556	453	371	221	518	163	42	2
531	220	87	8,472	132	267	353	781	1,430	1,070	1,012	626	1,680	754	367	3
469	233	55	7,678	83	195	292	732	1,243	1,061	936	581	1,600	662	293	4
211	71	20	3,073	49	113	156	359	611	433	380	222	524	172	54	5
183	79	13	2,724	23	77	129	324	526	419	353	203	479	153	38	6
320	149	67	5,399	83	154	197	422	819	637	632	404	1,156	582	313	7
286	154	42	4,954	60	118	163	408	717	642	583	378	1,121	509	255	8
76,125	48,076	44,296	720,318	1,229	5,021	9,840	30,950	72,946	69,940	77,607	54,277	185,344	121,989	91,175	9
66,970	53,357	18,772	662,712	763	3,639	8,121	28,504	65,277	71,457	73,379	52,867	180,979	108,996	68,730	10
68,827	42,310	41,132	595,108	647	3,568	7,260	24,250	58,234	58,160	64,113	46,546	156,106	98,950	77,274	11
57,486	48,589	14,161	499,607	252	2,185	5,771	21,102	49,399	54,280	57,050	40,841	134,236	82,933	51,558	12
7,298	5,766	3,164	125,210	582	1,453	2,580	6,700	14,712	11,780	13,494	7,731	29,238	23,039	13,901	13
9,484	4,768	4,611	163,105	511	1,454	2,350	7,402	15,878	17,177	16,329	12,026	46,743	26,063	17,172	14
15,875	7,724	3,428	148,908	691	1,901	3,229	9,276	20,412	16,997	17,579	11,517	36,653	19,594	11,059	15
13,243	8,843	2,486	132,376	466	1,672	2,947	8,567	17,932	18,002	15,977	10,964	33,452	14,976	7,421	16
192	66	19	3,070	52	113	157	351	610	432	379	223	527	175	51	17
175	75	12	2,831	27	81	128	329	542	443	365	216	504	158	38	18
345	143	62	6,283	73	167	239	561	1,059	811	751	477	1,287	583	275	19
332	166	30	6,003	38	133	200	560	978	851	756	443	1,283	522	239	20
3,458	1,609	794	40,881	298	712	1,124	3,018	6,040	5,001	4,842	3,318	9,405	4,696	2,427	21
3,271	1,892	538	41,339	178	615	1,042	3,006	5,798	5,489	5,024	3,292	10,123	4,604	2,168	22
96,196	41,410	24,103	955,883	5,944	14,182	25,581	67,408	139,021	114,721	120,727	75,292	223,414	106,617	62,976	23
119,767	71,309	15,900	1,307,472	5,254	17,544	29,789	91,032	182,795	172,846	159,003	111,135	326,347	142,938	68,789	24
6	267	5	20	16	30	32	36	23	22	49	24	10	25
2	1	...	213	3	7	13	19	23	23	31	19	46	20	9	26
6	428	5	25	25	34	44	51	36	32	85	58	33	27
2	2	...	387	3	11	22	25	36	34	51	29	104	53	19	28
10	1,358	12	52	49	82	123	125	112	114	321	207	161	29
3	3	...	1,881	5	28	77	72	138	143	259	166	626	254	113	30
9	849	10	36	33	46	78	73	75	68	195	130	105	31
3	2	...	1,598	3	24	59	62	121	113	230	120	551	228	87	32
195	67	18	3,103	59	115	159	358	613	435	383	222	531	175	53	33
169	63	9	2,839	37	83	130	332	543	444	359	219	498	155	39	34
375	162	72	6,935	88	180	249	616	1,162	884	848	530	1,418	635	325	35
303	135	31	6,241	59	146	219	597	1,015	872	771	468	1,307	534	253	36
1,428	665	295	30,621	280	568	882	2,305	4,739	3,790	3,681	2,427	6,810	3,257	1,882	37
984	486	142	25,053	178	439	677	2,001	3,650	3,436	3,155	1,970	5,823	2,478	1,246	38
1,634,342	794,377	336,538	34,300,421	287,816	609,040	954,923	2,585,630	5,297,598	4,300,952	4,178,217	2,690,395	7,690,434	3,765,794	1,939,622	39
1,080,056	539,895	186,737	26,654,948	169,402	408,847	724,309	2,129,358	3,996,301	3,721,638	3,430,364	2,135,481	6,179,249	2,475,041	1,284,958	40
20	4	...	43	1	5	6	11	3	2	13	5	...	41
9	2	...	31	1	2	2	3	1	3	10	2	...	42
36	7	...	49	2	7	11	3	2	2	16	6	...	43
27	2	...	42	1	7	2	1	3	4	15	2	...	44
385	77	...	183	3	13	49	11	7	10	60	30	...	45
316	10	...	217	4	29	10	4	9	18	93	11	...	46
418,435	62,305	...	107,241	2,000	3,480	36,964	1,700	2,200	2,600	45,109	13,188	...	47
443,284	14,563	...	142,633	...	1,440	24,852	2,000	8,617	900	4,200	11,980	60,908	9,680	18,056	48
184	67	15	2,946	38	95	145	333	586	425	370	218	513	173	50	49
176	69	13	2,677	22	73	123	310	511	423	340	207	477	151	40	50
479	213	100	8,353	59	157	267	662	1,297	1,026	1,025	633	1,814	891	522	51
625	311	82	8,517	64	154	271	693	1,266	1,180	1,010	656	1,925	913	385	52
621	265	132	9,403	155	299	377	835	1,533	1,153	1,098	668	1,916	902	467	53
525	295	68	8,822	101	224	319	818	1,340	1,149	1,086	674	1,875	868	368	54
78,930	49,836	46,203	760,885	2,438	6,180	11,088	32,304	76,133	72,501	80,040	55,967	197,182	129,012	98,040	55
69,231	56,864	21,191	745,894	2,045	5,780	9,035	33,559	70,766	73,536	83,136	58,550	200,914	134,312	74,261	56
73,006	43,714	38,961	648,876	2,276	5,700	10,303	29,416	67,883	60,181	68,307	45,693	162,699	109,526	86,892	57
63,725	49,958	18,975	646,685	1,970	5,413	8,154	29,603	64,478	63,226	69,525	50,113	168,246	119,017	66,940	58
5,924	6,122	7,242	112,009	162	480	785	2,888	8,250	12,320	11,733	10,274	34,483	19,486	11,148	59
5,506	6,906	2,216	99,209	75	367	881	3,956	6,288	10,310	13,611	8,437	32,668	15,295	7,321	60
50	31	11	563	16	21	20	41	80	62	64	32	132	68	27	61
44	34	6	649	10	18	23	59	80	64	80	55	155	80	25	62
90	45	45	931	23	32	24	54	103	83	86	42	236	148	100	63
56	62	13	1,144	18	29	27	86	97	88	150	93	275	206	75	64
72	40	40	769	17	25	19	45	87	76	74	38	198	104	86	65
27	23	8	760	10	13	13	47	58	42	105	60	195	166	51	66
18	5	5	162	6	7	5	9	16	7	12	4	38	44	14	67
29	39	5	384	8	16	14	39	39	46	45	33	80	40	24	68
2,805	1,760	1,907	40,567	1,209	1,159	1,248	1,354	3,187	2,561	2,433	1,690	11,838	7,023	6,865	69
2,261	3,507	2,419	83,182	1,282	2,141	914	5,055	5,489	2,079	9,757	5,683	19,935	25,316	5,531	70

MULTIPLE-UNIT OPERATIONS

Economic Area Table 1.—MULTIPLE-UNIT OPERATIONS,

Item (For definitions and explanations, see text)	Area 10 ¹					
	Total	Size of unit				
		Under 30 acres	30 to 49 acres	50 to 69 acres	70 to 99 acres	100 to 139 acres
1 Multiple-unit operations.....number 1954...	582	10	12	19	44	62
2 1950...	553	3	9	22	44	63
3 Subunits in multiple-unit						
4 operations.....total number 1954...	1,534	21	24	39	90	130
5 1950...	1,612	7	16	45	96	138
6 Home farms.....number 1954...	555	6	11	16	42	58
7 1950...	485	3	7	18	36	53
8 Cropper farms.....number 1954...	979	15	13	23	48	72
9 1950...	1,127	4	9	27	60	85
10 Land in multiple-unit operations...total acres 1954...	239,334	182	480	1,120	3,804	7,249
11 1950...	223,853	65	360	1,316	3,671	7,436
12 Home farms.....acres 1954...	186,917	49	279	426	2,336	4,847
13 1950...	158,193	7	173	581	1,895	3,988
14 Cropper farms.....acres 1954...	52,417	133	201	694	1,468	2,402
15 1950...	65,660	58	187	735	1,776	3,448
16 Cropland harvested.....total acres 1954...	58,283	126	224	652	1,827	3,320
17 1949...	57,659	36	197	814	1,820	3,229
18 Corn harvested for						
19 grain.....multiple units reporting 1954...	561	5	9	17	42	60
20 1949...	529	2	6	20	42	62
21 subunits reporting 1954...	1,196	7	10	22	60	100
22 1949...	1,239	2	7	30	65	102
23 acres 1954...	24,097	26	84	206	901	1,496
24 1949...	21,101	13	57	251	816	1,272
25 bushels 1954...	834,057	895	1,825	6,701	31,169	52,996
26 1949...	791,267	300	1,755	9,066	29,805	46,013
27 Cotton harvested.....multiple units reporting 1954...	334	3	6	9	18	38
28 1949...	364	...	5	15	28	41
29 subunits reporting 1954...	614	5	7	10	24	48
30 1949...	784	...	7	19	43	62
31 acres 1954...	3,098	15	21	39	113	186
32 1949...	4,318	...	34	102	254	310
33 bales 1954...	2,116	9	16	24	64	116
34 1949...	2,606	...	19	59	128	187
35 Tobacco harvested.....multiple units reporting 1954...	122	...	2	3	6	17
36 1949...	100	...	2	5	9	11
37 subunits reporting 1954...	220	...	3	3	6	23
38 1949...	164	...	2	5	11	15
39 acres 1954...	800	...	9	16	20	67
40 1949...	533	...	3	15	27	47
41 pounds 1954...	1,177,981	...	7,000	24,564	21,764	88,587
42 1949...	523,204	...	1,552	17,510	29,043	46,659
43 Peanuts harvested for picking						
44 or threshing.....multiple units reporting 1954...	558	6	9	17	40	60
45 1949...	539	2	9	21	42	62
46 subunits reporting 1954...	1,177	8	10	23	56	91
47 1949...	1,287	3	12	33	66	103
48 acres 1954...	18,118	56	53	209	525	1,087
49 1949...	22,403	15	83	331	733	1,294
50 pounds 1954...	26,131,149	68,415	53,520	246,245	744,418	1,454,977
51 1949...	28,054,591	11,350	134,080	451,574	818,764	1,729,795
52 Horses and/or mules....multiple units reporting 1954...	463	4	8	13	37	46
53 1950...	483	2	6	20	41	58
54 number 1954...	1,442	7	12	25	69	90
55 1950...	2,003	4	11	49	114	160
56 Landlord-tenant operations containing multiple units:						
57 All subunits including home farm.....number 1954...	2,096	31	33	45	107	144
58 1950...	2,202	9	23	55	139	173
59 Land in all subunits including						
60 home farm.....acres 1954...	276,239	1,169	1,159	1,173	4,894	7,999
61 1950...	276,946	186	497	2,164	7,359	10,329
62 Owned by operator of multiple						
63 unit.....acres 1954...	215,326	1,153	1,022	1,029	4,573	7,190
64 1950...	245,035	186	458	1,874	7,073	9,795
65 Rented by operator of multiple						
66 unit.....acres 1954...	60,913	16	137	144	321	809
67 1950...	31,911	...	39	290	286	534
68 Subunits not included in						
69 multiple units.....operators reporting 1954...	242	5	4	6	9	12
70 1950...	252	2	5	7	13	17
number 1954...	562	10	9	6	17	14
1950...	590	2	7	10	43	35
71 Share tenants.....number 1954...	439	9	6	5	14	14
72 1950...	367	1	1	8	27	25
73 Other tenants, not croppers nor share						
74 tenants.....number 1954...	123	1	3	2	3	...
75 1950...	223	1	6	1	16	10
76 Land in subunits not included in multiple						
77 units.....acres 1954...	36,905	987	679	53	1,090	750
78 1950...	53,093	121	137	848	3,688	2,893

¹Exclusive of independent cities.

BY SIZE OF UNIT: CENSUSES OF 1954 AND 1950—Continued

Item (For definitions and explanations, see text)	Area 10 ¹ —Continued					
	Size of unit—Continued					
	140 to 179 acres	180 to 219 acres	220 to 259 acres	260 to 499 acres	500 to 999 acres	1,000 acres and over
1 Multiple-unit operations.....number 1954...	51	45	46	164	88	41
2 1950...	64	47	40	138	84	39
3 Subunits in multiple-unit operations.....total number 1954...	113	103	113	446	270	185
4 1950...	143	110	100	400	323	234
5 Home farms.....number 1954...	50	44	45	159	86	38
6 1950...	58	42	36	121	75	36
7 Cropper farms.....number 1954...	63	59	68	287	184	147
8 1950...	85	68	64	279	248	198
9 Land in multiple-unit operations...total acres 1954...	8,053	8,917	10,929	59,833	61,247	77,520
10 1950...	10,258	9,288	9,647	49,213	59,559	73,040
11 Home farms.....acres 1954...	5,612	7,114	8,211	46,805	48,879	62,359
12 1950...	6,960	5,999	7,039	33,753	42,639	55,159
13 Cropper farms.....acres 1954...	2,441	1,803	2,718	13,028	12,368	15,161
14 1950...	3,298	3,289	2,608	15,460	16,920	17,881
15 Cropland harvested.....total acres 1954...	3,215	3,496	4,182	17,877	13,301	10,063
16 1949...	4,317	3,297	2,984	14,837	13,538	12,590
17 Corn harvested for grain.....multiple units reporting 1954...	50	43	45	162	87	41
18 1949...	61	45	39	133	82	37
19 subunits reporting 1954...	84	86	90	369	214	154
20 1949...	115	89	75	316	261	177
21 acres 1954...	1,384	1,630	1,610	7,475	5,230	4,055
22 1949...	1,648	1,211	1,028	5,403	5,057	4,345
23 bushels 1954...	47,080	49,570	59,728	262,232	177,563	144,298
24 1949...	57,039	65,371	38,822	210,918	172,737	159,441
25 Cotton harvested.....multiple units reporting 1954...	34	27	24	97	50	28
26 1949...	41	29	23	96	60	26
27 subunits reporting 1954...	45	41	36	184	117	97
28 1949...	60	49	39	200	177	128
29 acres 1954...	243	159	170	894	515	743
30 1949...	334	290	169	1,018	957	850
31 bales 1954...	164	102	130	636	360	495
32 1949...	196	167	103	637	580	530
33 Tobacco harvested.....multiple units reporting 1954...	13	10	11	32	22	6
34 1949...	12	12	8	21	14	6
35 subunits reporting 1954...	21	13	18	63	44	26
36 1949...	19	18	14	31	27	22
37 acres 1954...	68	44	58	245	159	114
38 1949...	64	56	40	96	111	74
39 pounds 1954...	114,781	58,170	78,146	388,898	247,826	148,245
40 1949...	70,857	57,887	52,443	82,280	96,374	68,599
41 Peanuts harvested for picking or threshing.....multiple units reporting 1954...	50	44	46	159	87	40
42 1949...	63	46	39	136	83	36
43 subunits reporting 1954...	81	80	96	355	227	150
44 1949...	121	84	77	328	272	188
45 acres 1954...	1,032	1,086	1,335	5,681	4,026	3,028
46 1949...	1,715	1,318	1,068	6,292	5,515	4,039
47 pounds 1954...	1,621,000	1,421,167	1,926,026	8,498,217	6,111,936	3,985,228
48 1949...	2,190,505	1,702,026	1,315,838	7,492,766	6,826,096	5,381,797
49 Horses and/or mules....multiple units reporting 1954...	44	36	35	133	75	32
50 1950...	51	40	36	120	76	33
51 number 1954...	94	88	97	450	266	244
52 1950...	134	131	131	480	454	335
53 Landlord-tenant operations containing multiple units: All subunits including home farm.....number 1954...	136	157	138	571	400	334
54 1950...	180	139	133	527	451	373
55 Land in all subunits including home farm.....acres 1954...	9,307	10,989	13,845	65,085	68,232	92,387
56 1950...	11,522	10,369	11,149	63,929	71,624	87,818
57 Owned by operator of multiple unit.....acres 1954...	8,379	9,169	10,133	53,818	55,516	63,344
58 1950...	10,260	9,320	9,795	56,240	57,120	82,914
59 Rented by operator of multiple unit.....acres 1954...	928	1,820	3,712	11,267	12,716	29,043
60 1950...	1,262	1,049	1,354	7,689	14,504	4,904
61 Subunits not included in multiple units.....operators reporting 1954...	13	17	14	75	56	31
62 1950...	22	18	22	62	52	32
63 number 1954...	23	54	25	125	130	149
64 1950...	37	29	33	127	128	139
65 Share tenants.....number 1954...	19	30	13	99	107	123
66 1950...	23	15	23	82	78	84
67 Other tenants, not croppers nor share tenants.....number 1954...	4	24	12	26	23	26
68 1950...	14	14	10	45	50	55
69 Land in subunits not included in multiple units.....acres 1954...	1,254	2,072	2,916	5,252	6,985	14,867
70 1950...	1,264	1,081	1,502	14,716	12,065	14,778

MULTIPLE-UNIT OPERATIONS

Economic Area Table 2.—MULTIPLE-UNIT OPERATIONS, BY COLOR AND

Item (For definitions and explanations, see text)	Total, selected areas ¹											
	All operators			Color and tenure of operator								
	Total	White	Non-white	Full owners			Part owners			Managers		
				Total	White	Non-white	Total	White	Non-white	Total	White	Non-white
1 Multiple-unit operations.....number 1954...	6,701	6,267	434	5,032	4,743	289	1,317	1,204	113	12	12	...
2 1950...	5,466	5,094	372	4,284	4,024	260	839	765	74	9	9	...
3 Subunits in multiple-unit operations.....total number 1954...	16,790	15,803	987	12,269	11,619	650	3,617	3,355	262	58	58	...
4 1950...	13,837	12,985	852	10,617	10,032	585	2,342	2,163	179	51	51	...
5 Home farms.....number 1954...	6,538	6,109	429	4,875	4,590	285	1,312	1,200	112	12	12	...
6 1950...	5,150	4,788	362	3,991	3,741	250	820	746	74	9	9	...
7 Cropper farms.....number 1954...	10,252	9,694	558	7,394	7,029	365	2,305	2,155	150	46	46	...
8 1950...	8,687	8,197	490	6,626	6,291	335	1,522	1,417	105	42	42	...
9 Land in multiple-unit operations....total acres 1954...	1,598,782	1,536,167	62,615	1,090,370	1,052,806	37,564	399,756	380,046	19,710	31,525	31,525	...
10 1950...	1,398,925	1,340,608	58,317	1,059,831	1,021,616	38,215	252,220	238,328	13,892	8,531	8,531	...
11 Home farms.....acres 1954...	1,363,851	1,312,461	51,390	918,686	888,693	29,993	348,963	332,307	16,656	26,544	26,544	...
12 1950...	1,108,922	1,062,776	46,146	827,016	797,957	29,059	207,537	196,085	11,452	7,103	7,103	...
13 Cropper farms.....acres 1954...	234,931	223,706	11,225	171,684	164,113	7,571	50,793	47,739	3,054	4,981	4,981	...
14 1950...	290,003	277,832	12,171	232,815	223,659	9,156	44,683	42,243	2,440	1,428	1,428	...
15 Cropland harvested.....total acres 1954...	333,024	317,951	15,073	218,037	210,200	7,837	94,085	88,256	5,829	2,394	2,394	...
16 1949...	284,517	270,591	13,926	208,336	199,433	8,903	59,261	55,576	3,685	1,020	1,020	...
17 Corn harvested for grain.....multiple units reporting 1954...	6,254	5,841	413	4,643	4,374	269	1,267	1,155	112	11	11	...
18 1949...	5,139	4,781	358	4,003	3,756	247	805	731	74	8	8	...
19 subunits reporting 1954...	11,513	10,796	717	8,058	7,598	460	2,724	2,526	198	42	42	...
20 1949...	10,124	9,470	654	7,625	7,187	438	1,785	1,636	149	40	40	...
21 acres 1954...	93,278	88,101	5,177	60,242	57,422	2,820	25,948	24,072	1,876	772	772	...
22 1949...	86,617	81,835	4,782	62,805	59,681	3,124	18,002	16,825	1,177	244	244	...
23 bushels 1954...	2,892,299	2,786,134	106,165	1,910,065	1,854,652	55,413	767,524	725,797	41,727	27,854	27,854	...
24 1949...	3,133,551	2,998,314	135,237	2,276,850	2,184,964	91,886	674,740	644,399	30,341	5,030	5,030	...
25 Cotton harvested.....multiple units reporting 1954...	612	490	122	356	290	66	214	170	44	2	2	...
26 1949...	590	494	96	406	338	68	153	129	24	3	3	...
27 subunits reporting 1954...	1,054	853	201	565	468	97	412	328	84	6	6	...
28 1949...	1,188	1,025	163	756	648	108	350	301	49	9	9	...
29 acres 1954...	4,478	3,710	768	2,338	2,075	263	1,809	1,407	402	29	29	...
30 1949...	6,233	5,553	680	3,849	3,402	447	2,012	1,800	212	65	65	...
31 bales 1954...	2,984	2,548	436	1,573	1,419	154	1,187	953	234	19	19	...
32 1949...	4,227	3,798	429	2,685	2,407	278	1,280	1,146	134	51	51	...
33 Tobacco harvested.....multiple units reporting 1954...	5,660	5,302	358	4,214	3,974	240	1,137	1,046	91	7	7	...
34 1949...	4,423	4,116	307	3,422	3,212	210	690	627	63	8	8	...
35 subunits reporting 1954...	11,075	10,414	661	7,681	7,258	423	2,673	2,496	177	28	28	...
36 1949...	8,751	8,166	585	6,497	6,119	378	1,548	1,419	129	38	38	...
37 acres 1954...	38,982	36,790	2,192	25,380	24,119	1,261	10,460	9,793	667	135	135	...
38 1949...	30,534	28,695	1,839	21,967	20,831	1,136	5,907	5,490	417	171	171	...
39 pounds 1954...	46,021,462	43,921,315	2,100,147	30,370,077	29,136,648	1,233,429	12,162,675	11,555,317	607,358	120,220	120,220	...
40 1949...	33,417,852	31,712,981	1,704,871	24,270,200	23,197,223	1,072,977	6,373,354	5,993,306	380,048	149,382	149,382	...
41 Peanuts harvested for picking or threshing.....multiple units reporting 1954...	655	568	87	402	353	49	216	183	33	3	3	...
42 1949...	614	544	70	422	374	48	164	146	18	2	2	...
43 subunits reporting 1954...	1,311	1,152	159	704	626	78	500	430	70	13	13	...
44 1949...	1,415	1,273	142	895	801	94	429	389	40	7	7	...
45 acres 1954...	19,071	17,347	1,724	9,692	9,039	653	7,456	6,523	933	339	339	...
46 1949...	23,575	21,781	1,794	14,543	13,423	1,120	7,533	7,002	531	106	106	...
47 pounds 1954...	27,051,186	25,223,771	1,827,415	13,959,211	13,277,346	681,865	9,940,036	8,921,299	1,018,737	608,000	608,000	...
48 1949...	29,445,014	27,481,225	1,963,789	18,563,016	17,323,794	1,239,222	9,184,369	8,637,812	546,557	124,366	124,366	...
49 Horses and/or mules....multiple units reporting 1954...	5,743	5,348	395	4,227	3,971	256	1,198	1,089	109	11	11	...
50 1950...	4,854	4,530	324	3,772	3,544	228	765	702	63	7	7	...
51 number 1954...	15,413	14,507	906	10,950	10,397	553	3,560	3,291	269	60	60	...
52 1950...	15,559	14,672	887	11,748	11,143	605	2,820	2,634	186	49	49	...
53 Landlord-tenant operations containing multiple units: All subunits including home farm.....number 1954...	18,823	17,752	1,071	13,724	13,006	718	4,105	3,828	277	92	92	...
54 1950...	16,110	15,153	957	12,419	11,761	658	2,735	2,524	211	74	74	...
55 Land in all subunits including home farm.....acres 1954...	1,691,699	1,626,428	65,271	1,150,789	1,111,048	39,741	423,579	403,450	20,129	37,922	37,922	...
56 1950...	1,552,964	1,491,552	61,412	1,184,950	1,144,295	40,655	277,069	262,522	14,547	9,217	9,217	...
57 Owned by operator of multiple unit.....acres 1954...	1,469,376	1,415,900	53,476	1,150,789	1,111,048	39,741	305,539	291,804	13,735	13,048	13,048	...
58 1950...	1,389,312	1,339,166	50,146	1,184,950	1,144,295	40,655	195,145	185,654	9,491	9,217	9,217	...
59 Rented by operator of multiple unit.....acres 1954...	222,323	210,528	11,795	118,040	111,646	6,394	24,874	24,874	...
60 1950...	163,652	152,386	11,266	81,924	76,868	5,056
61 Subunits not included in multiple units.....operators reporting 1954...	1,172	1,115	57	903	860	43	230	217	13	5	5	...
62 1950...	1,282	1,205	77	1,007	954	53	235	211	24	4	4	...
63 number 1954...	2,033	1,949	84	1,455	1,387	68	488	473	15	34	34	...
64 1950...	2,273	2,168	105	1,802	1,729	73	393	361	32	23	23	...
65 Share tenants.....number 1954...	1,621	1,550	71	1,173	1,115	58	366	354	12	33	33	...
66 1950...	1,338	1,289	49	1,010	978	32	272	255	17	19	19	...
67 Other tenants, not croppers nor share tenants.....number 1954...	412	399	13	282	272	10	122	119	3	1	1	...
68 1950...	935	879	56	792	751	41	121	106	15	4	4	...
69 Land in subunits not included in multiple units.....acres 1954...	92,917	90,261	2,656	60,419	58,242	2,177	23,823	23,404	419	6,397	6,397	...
70 1950...	154,039	150,944	3,095	125,119	122,679	2,440	24,849	24,194	655	686	686	...

¹Data for 1954 include reports for Chesterfield and Henrico Counties which were not included in the 1950 multiple-unit area; data for 1950 include reports for Amherst, Bath, Highland, Nelson, and Rockbridge Counties which were not included in the 1954 multiple-unit area. See text.

TENURE OF OPERATOR: CENSUSES OF 1954 AND 1950

Total, selected areas ¹ —Con.			Area 1														
Color and tenure of operator—Con.			All operators			Color and tenure of operator											
Tenants						Full owners			Part owners			Managers			Tenants		
Total	White	Non-white	Total	White	Non-white	Total	White	Non-white	Total	White	Non-white	Total	White	Non-white	Total	White	Non-white
340	308	32	424	422	2	366	365	1	52	51	1	6	6	...
334	296	38	277	275	2	251	249	2	22	22	4	4	...	
846	771	75	979	975	4	835	833	2	130	128	2	14	14	...
827	739	88	650	644	6	586	580	6	55	55	9	9	...	
339	307	32	416	414	2	358	357	1	52	51	1	6	6	...
330	292	38	270	268	2	244	242	2	22	22	4	4	...	
507	464	43	563	561	2	477	476	1	78	77	1	8	8	...
497	447	50	380	376	4	342	338	4	33	33	5	5	...	
77,131	71,790	5,341	74,162	73,869	293	56,957	56,797	160	15,956	15,823	133	1,249	1,249	...
78,343	72,133	6,210	53,019	52,821	198	47,355	47,157	198	4,518	4,518	1,146	1,146	...
69,658	64,917	4,741	67,832	67,563	269	51,442	51,286	156	15,237	15,124	113	1,153	1,153	...
67,266	61,631	5,635	47,209	47,033	176	41,924	41,748	176	4,185	4,185	1,100	1,100	...
7,473	6,873	600	6,330	6,306	24	5,515	5,511	4	719	699	20	96	96	...
11,077	10,502	575	5,810	5,788	22	5,431	5,409	22	333	333	46	46	...	
18,508	17,101	1,407	14,951	14,929	22	11,035	11,029	6	3,639	3,623	16	277	277	...
15,900	14,562	1,338	10,881	10,831	50	9,423	9,373	50	1,215	1,215	243	243	...	
333	301	32	383	381	2	329	328	1	49	48	1	5	5	...
323	286	37	248	246	2	223	221	2	21	21	4	4	...	
689	630	59	593	590	3	491	489	2	91	90	1	11	11	...
674	607	67	400	397	3	354	351	3	37	37	9	9	...	
6,316	5,835	481	3,967	3,960	7	3,134	3,129	5	756	754	2	77	77	...
5,566	5,085	481	3,233	3,212	21	2,753	2,732	21	413	413	67	67	...	
186,856	177,831	9,025	188,440	188,110	330	143,423	143,193	230	40,297	40,197	100	4,720	4,720	...
176,931	163,921	13,010	154,854	154,304	550	127,473	126,923	550	23,747	23,747	3,634	3,634	...	
40	28	12
28	24	4
71	51	20
73	67	6
302	199	103
307	286	21
205	157	48
211	194	17
302	275	27	380	380	...	328	328	...	47	47	5	5	...
303	269	34	238	236	2	212	210	2	22	22	4	4	...	
693	632	61	591	591	...	487	487	...	94	94	10	10	...
668	590	78	380	375	5	331	326	5	40	40	9	9	...	
3,007	2,743	264	621	621	...	481	481	...	129	129	11	11	...
2,489	2,203	286	424	419	5	368	363	5	49	49	7	7	...	
3,368,490	3,109,130	259,360	1,146,340	1,146,340	...	883,384	883,384	...	242,084	242,084	20,872	20,872	...
2,624,916	2,373,070	251,846	707,022	700,796	6,226	611,585	605,359	6,226	85,507	85,507	9,930	9,930	...	
34	29	5
26	22	4
94	83	11
84	76	8
1,584	1,446	138
1,393	1,250	143
2,543,939	2,417,126	126,813
1,573,263	1,395,253	178,010
307	277	30	353	352	1	302	302	...	46	45	1	5	5	...
310	277	33	224	222	2	201	199	2	19	19	4	4	...	
843	759	84	895	893	2	754	754	...	127	125	2	14	14	...
942	846	96	662	655	7	583	576	7	60	60	19	19	...	
902	826	76	1,038	1,034	4	888	886	2	136	134	2	14	14	...
882	794	88	746	740	6	676	670	6	61	61	9	9	...	
79,409	74,008	5,401	75,561	75,268	293	58,315	58,155	160	15,997	15,864	133	1,249	1,249	...
81,728	75,518	6,210	54,599	54,401	198	48,733	48,535	198	4,720	4,720	1,146	1,146	...	
...	70,643	70,358	285	58,315	58,155	160	12,328	12,203	125
...	51,996	51,798	198	48,733	48,535	198	3,263	3,263
79,409	74,008	5,401	4,918	4,910	8	3,669	3,661	8	1,249	1,249	...
81,728	75,518	6,210	2,603	2,603	1,457	1,457	1,146	1,146
34	33	1	44	44	...	40	40	...	4	4
36	36	...	66	66	...	61	61	...	5	5
56	55	1	59	59	...	53	53	...	6	6
55	55	...	96	96	...	90	90	...	6	6
49	48	1	49	49	...	43	43	...	6	6
37	37	...	35	35	...	32	32	...	3	3
7	7	...	10	10	...	10	10
18	18	...	61	61	...	58	58	...	3	3
2,278	2,218	60	1,399	1,399	...	1,358	1,358	...	41	41
3,385	3,385	...	1,580	1,580	...	1,378	1,378	...	202	202

MULTIPLE-UNIT OPERATIONS

Economic Area Table 2.—MULTIPLE-UNIT OPERATIONS, BY COLOR AND

Item (For definitions and explanations, see text)		Area 2 ¹											
		All operators			Color and tenure of operator								
		Total	White	Non-white	Full owners			Part owners			Managers		
					Total	White	Non-white	Total	White	Non-white	Total	White	Non-white
1	Multiple-unit operations.....number 1954...	1,548	1,546	2	1,362	1,360	2	170	170	...	2	2	...
2	1950...	850	848	2	780	778	2	55	55	...	1	1	...
3	Subunits in multiple-unit operations.....total number 1954...	3,499	3,495	4	3,031	3,027	4	429	429	...	7	7	...
4	1950...	1,897	1,893	4	1,741	1,737	4	124	124	...	2	2	...
5	Home farms.....number 1954...	1,530	1,528	2	1,344	1,342	2	170	170	...	2	2	...
6	1950...	832	830	2	763	761	2	54	54	...	1	1	...
7	Cropper farms.....number 1954...	1,969	1,967	2	1,687	1,685	2	259	259	...	5	5	...
8	1950...	1,065	1,063	2	978	976	2	70	70	...	1	1	...
9	Land in multiple-unit operations....total acres 1954...	286,763	286,732	31	231,633	231,602	31	50,197	50,197	...	1,394	1,394	...
10	1950...	215,257	215,235	22	196,571	196,549	22	14,156	14,156	...	208	208	...
11	Home farms.....acres 1954...	266,548	266,519	29	214,394	214,365	29	47,531	47,531	...	1,318	1,318	...
12	1950...	195,861	195,847	14	179,387	179,373	14	12,241	12,241	...	200	200	...
13	Cropper farms.....acres 1954...	20,215	20,213	2	17,239	17,237	2	2,666	2,666	...	76	76	...
14	1950...	19,396	19,388	8	17,184	17,176	8	1,915	1,915	...	8	8	...
15	Cropland harvested.....total acres 1954...	56,875	56,865	10	44,898	44,888	10	11,042	11,042	...	214	214	...
16	1949...	33,650	33,641	9	29,847	29,838	9	2,911	2,911	...	21	21	...
17	Corn harvested for grain.....multiple units reporting 1954...	1,365	1,363	2	1,192	1,190	2	157	157	...	2	2	...
18	1949...	766	764	2	704	702	2	48	48	...	1	1	...
19	subunits reporting 1954...	2,026	2,022	4	1,707	1,703	4	290	290	...	5	5	...
20	1949...	1,174	1,172	2	1,077	1,075	2	78	78	...	2	2	...
21	acres 1954...	12,046	12,041	5	9,677	9,672	5	2,149	2,149	...	45	45	...
22	1949...	9,290	9,284	6	8,211	8,205	6	887	887	...	11	11	...
23	bushels 1954...	566,778	566,648	130	453,053	452,923	130	103,852	103,852	...	1,800	1,800	...
24	1949...	454,064	453,934	130	392,400	392,270	130	50,635	50,635	...	550	550	...
25	Cotton harvested.....multiple units reporting 1954...
26	1949...
27	subunits reporting 1954...
28	1949...
29	acres 1954...
30	1949...
31	bales 1954...
32	1949...
33	Tobacco harvested.....multiple units reporting 1954...	1,290	1,289	1	1,125	1,124	1	151	151	...	1	1	...
34	1949...	626	624	2	571	569	2	42	42	...	1	1	...
35	subunits reporting 1954...	1,956	1,955	1	1,621	1,620	1	309	309	...	4	4	...
36	1949...	920	918	2	835	833	2	66	66	...	2	2	...
37	acres 1954...	2,198	2,197	1	1,824	1,823	1	349	349	...	4	4	...
38	1949...	1,200	1,199	1	1,076	1,075	1	102	102	...	3	3	...
39	pounds 1954...	4,006,996	4,005,496	1,500	3,292,039	3,290,539	1,500	664,871	664,871	...	6,600	6,600	...
40	1949...	1,889,701	1,888,019	1,682	1,709,918	1,708,236	1,682	149,286	149,286	...	6,000	6,000	...
41	Peanuts harvested for picking or threshing.....multiple units reporting 1954...
42	1949...
43	subunits reporting 1954...
44	1949...
45	acres 1954...
46	1949...
47	pounds 1954...
48	1949...
49	Horses and/or mules....multiple units reporting 1954...	1,185	1,184	1	1,033	1,032	1	139	139	...	2	2	...
50	1950...	721	719	2	658	656	2	49	49	...	1	1	...
51	number 1954...	2,809	2,808	1	2,373	2,372	1	390	390	...	7	7	...
52	1950...	2,059	2,055	4	1,879	1,875	4	143	143	...	2	2	...
53	Landlord-tenant operations containing multiple units: All subunits including home farm.....number 1954...	3,680	3,676	4	3,184	3,180	4	457	457	...	7	7	...
54	1950...	2,057	2,053	4	1,887	1,883	4	131	131	...	2	2	...
55	Land in all subunits including home farm.....acres 1954...	291,911	291,880	31	236,277	236,246	31	50,701	50,701	...	1,394	1,394	...
56	1950...	217,506	217,484	22	198,638	198,616	22	14,243	14,243	...	208	208	...
57	Owned by operator of multiple unit..acres 1954...	272,050	272,019	31	236,277	236,246	31	34,379	34,379	...	1,394	1,394	...
58	1950...	208,148	208,126	22	198,638	198,616	22	9,302	9,302	...	208	208	...
59	Rented by operator of multiple unit.....acres 1954...	19,861	19,861	16,322	16,322
60	1950...	9,358	9,358	4,941	4,941
61	Subunits not included in multiple units.....operators reporting 1954...	142	142	...	124	124	...	18	18
62	1950...	122	122	...	111	111	...	7	7
63	number 1954...	181	181	...	153	153	...	28	28
64	1950...	160	160	...	146	146	...	7	7
65	Share tenants.....number 1954...	123	123	...	103	103	...	20	20
66	1950...	52	52	...	44	44	...	5	5
67	Other tenants, not croppers nor share tenants.....number 1954...	58	58	...	50	50	...	8	8
68	1950...	108	108	...	102	102	...	2	2
69	Land in subunits not included in multiple units.....acres 1954...	5,148	5,148	...	4,644	4,644	...	504	504
70	1950...	2,249	2,249	...	2,067	2,067	...	87	87

¹Exclusive of independent cities.²Data for 1950 include reports for Bath, Highland, and Rockbridge Counties which were not included in the 1954 multiple-unit area. See text.

MULTIPLE-UNIT OPERATIONS

Economic Area Table 2.—MULTIPLE-UNIT OPERATIONS, BY COLOR AND

Item (For definitions and explanations, see text)	Areas 6 and C (part) ¹											
	All operators			Color and tenure of operator								
	Total	White	Non-white	Full owners			Part owners			Managers		
				Total	White	Non-white	Total	White	Non-white	Total	White	Non-white
1 Multiple-unit operations.....number 1954...	839	779	60	633	584	49	188	177	11	2	2	...
2 1950...	710	670	40	564	532	32	120	112	8	1	1	...
3 Subunits in multiple-unit operations.....total number 1954...	2,003	1,872	131	1,489	1,381	108	468	445	23	10	10	...
4 1950...	1,697	1,605	92	1,332	1,257	75	303	286	17	2	2	...
5 Home farms.....number 1954...	825	766	59	620	572	48	187	176	11	2	2	...
6 1950...	696	656	40	552	520	32	118	110	8	1	1	...
7 Cropper farms.....number 1954...	1,178	1,106	72	869	809	60	281	269	12	8	8	...
8 1950...	1,001	949	52	780	737	43	185	176	9	1	1	...
9 Land in multiple-unit operations....total acres 1954...	242,127	233,850	8,277	168,192	161,386	6,806	63,011	61,540	1,471	6,807	6,807	...
10 1950...	205,134	196,667	8,467	158,320	152,178	6,142	37,128	34,803	2,325	725	725	...
11 Home farms.....acres 1954...	215,697	208,965	6,732	148,025	142,529	5,496	58,360	57,124	1,236	5,476	5,476	...
12 1950...	174,782	168,011	6,771	133,557	128,876	4,681	32,406	30,316	2,090	724	724	...
13 Cropper farms.....acres 1954...	26,430	24,885	1,545	20,167	18,857	1,310	4,651	4,416	235	1,331	1,331	...
14 1950...	30,352	28,656	1,696	24,763	23,302	1,461	4,722	4,487	235	1	1	...
15 Cropland harvested.....total acres 1954...	47,190	45,467	1,723	31,970	30,211	1,359	14,460	14,096	364	546	546	...
16 1949...	42,292	40,285	2,007	30,635	29,640	995	9,913	8,901	1,012	73	73	...
17 Corn harvested for grain.....multiple units reporting 1954...	756	702	54	564	521	43	178	167	11	2	2	...
18 1949...	641	603	38	510	480	30	109	101	8
19 subunits reporting 1954...	1,257	1,174	83	898	831	67	329	313	16	9	9	...
20 1949...	1,126	1,059	67	888	836	52	198	183	15
21 acres 1954...	11,196	10,609	587	7,536	7,093	443	3,348	3,204	144	172	172	...
22 1949...	10,193	9,692	501	7,837	7,496	341	1,938	1,778	160
23 bushels 1954...	298,009	285,200	12,809	198,433	188,616	9,817	90,211	87,219	2,992	5,000	5,000	...
24 1949...	363,938	348,980	14,958	276,137	265,837	10,300	72,353	67,695	4,658
25 Cotton harvested.....multiple units reporting 1954...	11	11	...	5	5	...	6	6
26 1949...	13	10	3	11	9	2	2	1	1
27 subunits reporting 1954...	12	12	...	5	5	...	7	7
28 1949...	17	13	4	13	11	2	4	2	2
29 acres 1954...	22	22	...	9	9	...	13	13
30 1949...	34	25	9	23	20	3	11	5	6
31 bales 1954...	19	19	...	7	7	...	12	12
32 1949...	23	18	5	15	13	2	8	5	3
33 Tobacco harvested.....multiple units reporting 1954...	758	703	55	562	518	44	180	169	11	2	2	...
34 1949...	616	582	34	481	455	26	112	104	8	1	1	...
35 subunits reporting 1954...	1,362	1,266	96	956	879	77	370	351	19	10	10	...
36 1949...	1,041	987	54	794	753	41	208	195	13	1	1	...
37 acres 1954...	4,720	4,471	249	3,157	2,970	187	1,426	1,364	62	48	48	...
38 1949...	3,320	3,162	158	2,484	2,369	115	719	676	43	1	1	...
39 pounds 1954...	5,364,236	5,096,145	268,091	3,605,089	3,398,926	206,163	1,616,337	1,554,409	61,928	35,950	35,950	...
40 1949...	3,636,081	3,478,935	157,146	2,655,161	2,544,808	110,353	847,605	800,812	46,793	2,000	2,000	...
41 Peanuts harvested for picking or threshing.....multiple units reporting 1954...	54	48	6	32	28	4	22	20	2
42 1949...	44	37	7	30	25	5	13	11	2
43 subunits reporting 1954...	85	77	8	48	43	5	37	34	3
44 1949...	86	72	14	55	44	11	29	26	3
45 acres 1954...	770	723	47	369	336	33	401	387	14
46 1949...	955	815	140	561	479	82	367	309	58
47 pounds 1954...	812,796	783,396	29,400	371,055	351,855	19,200	441,741	431,541	10,200
48 1949...	1,247,790	1,103,401	144,389	775,923	695,972	79,951	438,767	374,329	64,438
49 Horses and/or mules....multiple units reporting 1954...	700	647	53	517	475	42	167	156	11	2	2	...
50 1950...	635	599	36	508	480	28	103	95	8
51 number 1954...	1,671	1,555	116	1,239	1,147	92	384	360	24	21	21	...
52 1950...	2,000	1,890	110	1,568	1,488	80	362	332	30
53 Landlord-tenant operations containing multiple units: All subunits including home farm.....number 1954...	2,280	2,141	139	1,701	1,586	115	519	495	24	20	20	...
54 1950...	1,966	1,863	103	1,547	1,464	83	348	328	20	2	2	...
55 Land in all subunits including home farm.....acres 1954...	250,817	242,481	8,336	174,301	167,437	6,864	64,850	63,378	1,472	7,484	7,484	...
56 1950...	218,859	210,336	8,523	168,647	162,485	6,162	40,245	37,884	2,361	725	725	...
57 Owned by operator of multiple unit..acres 1954...	228,095	220,060	8,035	174,301	167,437	6,864	48,234	47,063	1,171	5,560	5,560	...
58 1950...	199,624	191,664	7,960	168,647	162,485	6,162	30,252	28,454	1,798	725	725	...
59 Rented by operator of multiple unit.....acres 1954...	22,722	22,421	301	16,616	16,315	301	1,924	1,924	...
60 1950...	19,235	18,672	563	9,993	9,430	563
61 Subunits not included in multiple units.....operators reporting 1954...	166	158	8	133	126	7	28	27	1	2	2	...
62 1950...	182	173	9	143	137	6	31	28	3
63 number 1954...	277	269	8	212	205	7	51	50	1	10	10	...
64 1950...	269	258	11	215	207	8	45	42	3
65 Share tenants.....number 1954...	237	229	8	179	172	7	46	45	1	9	9	...
66 1950...	119	117	2	89	87	2	26	26
67 Other tenants, not croppers nor share tenants.....number 1954...	40	40	...	33	33	...	5	5	...	1	1	...
68 1950...	150	141	9	126	120	6	19	16	3
69 Land in subunits not included in multiple units.....acres 1954...	8,690	8,631	59	6,109	6,051	58	1,839	1,838	1	677	677	...
70 1950...	13,725	13,669	56	10,327	10,307	20	3,117	3,081	36

¹Data for 1954 include reports for Chesterfield and Henrico Counties which were not included in the 1950 multiple-unit area; data for 1950 include reports for Amherst and Nelson Counties which were not included in the 1954 multiple-unit area. See text. ²Exclusive of independent cities.

TENURE OF OPERATOR: CENSUSES OF 1954 AND 1950—Continued

Areas 6 and C (part) ¹ —Con.			Area 7 ²															
Color and tenure of operator—Con.			Color and tenure of operator															
Tenants			All operators			Full owners			Part owners			Managers			Tenants			
Total	White	Non-white	Total	White	Non-white	Total	White	Non-white	Total	White	Non-white	Total	White	Non-white	Total	White	Non-white	
16	16	...	3,169	2,871	298	2,189	1,993	196	706	631	75	4	4	...	270	243	27	1
25	25	...	2,933	2,666	267	2,177	1,995	182	484	433	51	6	6	...	266	232	34	2
36	36	...	8,472	7,795	677	5,764	5,319	445	2,022	1,854	168	17	17	...	669	605	64	3
60	60	...	7,678	7,078	600	5,639	5,238	401	1,357	1,237	120	42	42	...	640	561	79	4
16	16	...	3,073	2,776	297	2,096	1,901	195	703	628	75	4	4	...	270	243	27	5
25	25	...	2,724	2,462	262	1,978	1,801	177	477	426	51	6	6	...	263	229	34	6
20	20	...	5,399	5,019	380	3,668	3,418	250	1,319	1,226	93	13	13	...	399	362	37	7
35	35	...	4,954	4,616	338	3,661	3,437	224	880	811	69	36	36	...	377	332	45	8
4,117	4,117	...	720,318	683,377	36,941	475,631	454,280	21,351	184,944	173,880	11,064	4,160	4,160	...	55,583	51,057	4,526	9
8,961	8,961	...	662,712	625,706	37,006	474,684	451,138	23,546	126,252	118,530	7,722	7,028	7,028	...	54,748	49,010	5,738	10
3,836	3,836	...	595,108	563,926	31,182	383,724	366,421	17,303	156,918	147,085	9,833	3,918	3,918	...	50,548	46,502	4,046	11
8,095	8,095	...	499,607	469,307	30,300	341,578	322,968	18,610	104,127	97,734	6,393	5,751	5,751	...	48,151	42,854	5,297	12
281	281	...	125,210	119,451	5,759	91,907	87,859	4,048	28,026	26,795	1,231	242	242	...	5,035	4,555	480	13
866	866	...	163,105	156,399	6,706	133,106	128,170	4,936	22,125	20,796	1,329	1,277	1,277	...	6,597	6,156	441	14
614	614	...	148,908	140,800	8,108	95,493	90,911	4,582	40,790	38,220	2,570	433	433	...	12,192	11,236	956	15
1,671	1,671	...	132,376	124,530	7,846	95,050	89,782	5,268	26,448	24,929	1,519	781	781	...	10,097	9,038	1,059	16
12	12	...	3,070	2,786	284	2,109	1,926	183	689	615	74	4	4	...	268	241	27	17
22	22	...	2,831	2,572	259	2,091	1,916	175	475	424	51	6	6	...	259	226	33	18
21	21	...	6,283	5,791	492	4,170	3,854	316	1,546	1,421	125	15	15	...	552	501	51	19
40	40	...	6,003	5,538	465	4,354	4,049	305	1,085	985	100	34	34	...	530	470	60	20
140	140	...	40,881	38,248	2,633	26,115	24,550	1,565	10,891	10,119	772	94	94	...	3,781	3,485	296	21
418	418	...	41,339	38,590	2,749	29,471	27,702	1,769	7,987	7,391	596	221	221	...	3,660	3,276	384	22
4,365	4,365	...	955,883	914,470	41,413	622,546	597,655	24,891	244,510	233,353	11,157	2,194	2,194	...	86,633	81,268	5,365	23
15,448	15,448	...	1,307,472	1,234,998	72,474	930,260	881,864	48,396	268,659	254,271	14,388	4,060	4,060	...	104,493	94,803	9,690	24
...	267	192	75	152	111	41	98	72	26	17	9	8	25
...	213	165	48	152	115	37	51	42	9	8	6	2	26
...	428	322	106	235	183	52	168	127	41	25	12	13	27
...	387	314	73	258	203	55	110	94	16	14	12	2	28
...	1,398	1,096	262	731	619	112	556	430	126	71	47	24	29
...	1,881	1,663	218	1,291	1,129	162	520	470	50	34	34	...	36	30	6	30
...	849	700	149	456	391	65	345	273	72	48	36	12	31
...	1,598	1,421	177	1,093	964	129	444	402	42	27	27	...	34	28	6	32
14	14	...	3,103	2,812	291	2,135	1,945	190	694	620	74	4	4	...	270	243	27	33
22	22	...	2,839	2,581	258	2,095	1,921	174	475	424	51	6	6	...	263	230	33	34
26	26	...	6,935	6,388	547	4,518	4,181	337	1,768	1,619	149	14	14	...	635	574	61	35
38	38	...	6,241	5,732	509	4,451	4,130	321	1,154	1,043	111	35	35	...	601	524	77	36
89	89	...	30,621	28,734	1,887	19,579	18,520	1,059	8,073	7,509	564	83	83	...	2,886	2,622	264	37
116	116	...	25,053	23,406	1,647	17,761	16,764	997	4,783	4,418	365	167	167	...	2,342	2,057	285	38
106,860	106,860	...	34,300,421	32,517,215	1,783,206	22,066,720	21,054,254	1,012,466	8,958,759	8,447,379	511,380	77,670	77,670	...	3,197,272	2,937,912	259,360	39
131,315	131,315	...	26,654,948	25,148,446	1,506,502	19,015,192	18,084,225	930,967	5,044,454	4,720,311	324,143	141,382	141,382	...	2,453,920	2,202,528	251,392	40
...	43	32	11	25	19	6	18	13	5	41
1	1	...	31	27	4	25	22	3	5	4	1	42
...	49	37	12	25	19	6	24	18	6	43
2	2	...	42	39	3	33	31	2	6	5	1	44
...	183	144	39	93	77	16	90	67	23	45
27	27	...	217	207	10	167	161	6	21	17	4	29	29	46
...	107,241	98,901	8,340	53,787	49,547	4,240	53,454	49,354	4,100	47
33,100	33,100	...	142,633	138,293	4,340	118,429	115,529	2,900	13,438	11,998	1,440	10,766	10,766	48
14	14	...	2,946	2,672	274	2,007	1,831	176	678	605	73	4	4	...	257	232	25	49
24	24	...	2,677	2,444	233	1,968	1,808	160	458	414	44	5	5	...	246	217	29	50
27	27	...	8,353	7,733	620	5,589	5,211	378	2,050	1,883	167	21	21	...	693	618	75	51
70	70	...	8,517	7,900	617	6,111	5,705	406	1,653	1,525	128	44	44	...	709	626	83	52
40	40	...	9,403	8,691	712	6,439	5,964	475	2,241	2,068	173	24	24	...	699	635	64	53
69	69	...	8,822	8,172	650	6,546	6,109	437	1,541	1,407	134	64	64	...	671	592	79	54
4,182	4,182	...	760,885	723,245	37,640	503,405	481,425	21,980	196,866	185,732	11,134	4,272	4,272	...	56,342	51,816	4,526	55
9,242	9,242	...	745,894	707,675	38,219	543,933	519,468	24,465	137,814	129,798	8,016	7,634	7,634	...	56,513	50,775	5,738	56
...	648,876	619,324	29,552	503,405	481,425	21,980	142,071	134,499	7,572	3,400	3,400	57
...	646,685	618,059	28,626	543,933	519,468	24,465	95,118	90,957	4,161	7,634	7,634	58
4,182	4,182	...	112,009	103,921	8,088	54,795	51,233	3,562	872	872	...	56,342	51,816	4,526	59
9,242	9,242	...	99,209	89,616	9,593	42,696	38,841	3,855	56,513	50,775	5,738	60
3	3	...	563	536	27	426	404	22	112	107	5	2	2	...	23	23	...	61
8	8	...	649	607	42	505	476	29	121	108	13	3	3	...	20	20	...	62
4	4	...	931	896	35	675	645	30	219	214	5	7	7	...	30	30	...	63
9	9	...	1,144	1,094	50	907	871	36	184	170	14	22	22	...	31	31	...	64
3	3	...	769	743	26	571	549	22	165	161	4	7	7	...	26	26	...	65
4	4	...	760	739	21	572	559	13	144	136	8	19	19	...	25	25	...	66
1	1	...	162	153	9	104	96	8	54	53	1	4	4	...	67
5	5	...	384	355	29	335	312	23	40	34	6	6	6	...	68
65	65	...	40,567	39,868	699	27,774	27,145	629	11,922	11,852	70	112	112	...	759	759	...	69
281	281	...	83,182	81,969	1,213	69,249	68,330	919	11,562	11,268	294	606	606	...	1,765	1,765	...	70

MULTIPLE-UNIT OPERATIONS

Economic Area Table 2.—MULTIPLE-UNIT OPERATIONS, BY COLOR AND

Item (For definitions and explanations, see text)	Area 10 ¹					
	All operators			Color and tenure of operator		
	Total	White	Nonwhite	Total	White	Nonwhite
1 Multiple-unit operations.....number 1954...	582	510	72	366	325	41
2 1950...	553	492	61	379	337	42
3 Subunits in multiple-unit						
4 operations.....total number 1954...	1,534	1,363	171	903	812	91
5 1950...	1,612	1,462	150	1,038	939	99
6 Home farms.....number 1954...	555	486	69	341	302	39
7 1950...	485	429	56	321	284	37
8 Cropper farms.....number 1954...	979	877	102	562	510	52
9 1950...	1,127	1,033	94	717	655	62
10 Land in multiple-unit operations....total acres 1954...	239,334	222,261	17,073	130,242	121,026	9,216
11 1950...	223,853	211,229	12,624	148,181	139,874	8,307
12 Home farms.....acres 1954...	186,917	173,739	13,178	97,012	90,003	7,009
13 1950...	158,193	149,308	8,885	100,485	94,907	5,578
14 Cropper farms.....acres 1954...	52,417	48,522	3,895	33,230	31,023	2,207
15 1950...	65,660	61,921	3,739	47,696	44,967	2,729
16 Cropland harvested.....total acres 1954...	58,283	53,073	5,210	29,672	27,792	1,880
17 1949...	57,659	53,645	4,014	36,770	34,189	2,581
18 Corn harvested for						
19 grain.....multiple units reporting 1954...	561	490	71	348	308	40
20 1949...	529	472	57	360	322	38
21 subunits reporting 1954...	1,196	1,061	135	662	591	71
22 1949...	1,239	1,122	117	707	637	70
23 acres 1954...	24,097	22,152	1,945	12,903	12,101	802
24 1949...	21,101	19,596	1,505	13,182	12,195	987
25 bushels 1954...	834,057	782,574	51,483	454,026	433,681	20,345
26 1949...	791,267	744,142	47,125	493,618	461,108	32,510
27 Cotton harvested.....multiple units reporting 1954...	334	287	47	199	174	25
28 1949...	364	319	45	214	184	30
29 subunits reporting 1954...	614	519	95	325	280	45
30 1949...	784	698	86	485	434	51
31 acres 1954...	3,098	2,592	506	1,598	1,447	151
32 1949...	4,318	3,865	453	2,535	2,253	282
33 bales 1954...	2,116	1,829	287	1,110	1,021	89
34 1949...	2,606	2,359	247	1,577	1,430	147
35 Tobacco harvested.....multiple units reporting 1954...	122	111	11	60	55	5
36 1949...	100	89	11	59	53	6
37 subunits reporting 1954...	220	203	17	94	86	8
38 1949...	164	149	15	81	72	9
39 acres 1954...	800	745	55	335	321	14
40 1949...	533	505	28	274	256	18
41 pounds 1954...	1,177,981	1,130,631	47,350	518,045	504,745	13,300
42 1949...	523,204	489,889	33,315	271,448	247,699	23,749
43 Peanuts harvested for picking or						
44 threshing.....multiple units reporting 1954...	558	488	70	345	306	39
45 1949...	539	480	59	367	327	40
46 subunits reporting 1954...	1,177	1,038	139	631	564	67
47 1949...	1,287	1,162	125	807	726	81
48 acres 1954...	18,118	16,480	1,638	9,230	8,626	604
49 1949...	22,403	20,759	1,644	13,815	12,783	1,032
50 pounds 1954...	26,131,149	24,341,474	1,789,675	13,534,369	12,875,944	658,425
51 1949...	28,054,591	26,239,531	1,815,060	17,668,664	16,512,293	1,156,371
52 Horses and/or mules....multiple units reporting 1954...	463	397	66	290	253	37
53 1950...	483	432	51	330	294	36
54 number 1954...	1,442	1,275	167	803	721	82
55 1950...	2,003	1,854	149	1,306	1,198	108
56 Landlord-tenant operations containing multiple units:						
57 All subunits including home farm.....number 1954...	2,096	1,884	212	1,242	1,120	122
58 1950...	2,202	2,008	194	1,468	1,340	128
59 Land in all subunits including						
60 home farm.....acres 1954...	276,239	257,268	18,971	150,568	139,862	10,706
61 1950...	276,946	262,496	14,450	190,069	180,261	9,808
62 Owned by operator of multiple unit..acres 1954...	215,326	199,753	15,573	150,568	139,862	10,706
63 1950...	245,035	231,695	13,340	190,069	180,261	9,808
64 Rented by operator of multiple						
65 unit.....acres 1954...	60,913	57,515	3,398
66 1950...	31,911	30,801	1,110
67 Subunits not included in multiple						
68 units.....operators reporting 1954...	242	220	22	165	151	14
69 1950...	252	226	26	176	158	18
70 number 1954...	562	521	41	339	308	31
71 1950...	590	546	44	430	401	29
72 Share tenants.....number 1954...	439	402	37	273	244	29
73 1950...	367	341	26	268	251	17
74 Other tenants, not croppers						
75 nor share tenants.....number 1954...	123	119	4	66	64	2
76 1950...	223	205	18	162	150	12
77 Land in subunits not included						
78 in multiple units.....acres 1954...	36,905	35,007	1,898	20,326	18,836	1,490
79 1950...	53,093	51,267	1,826	41,888	40,387	1,501

¹Exclusive of independent cities.

TENURE OF OPERATOR: CENSUSES OF 1954 AND 1950—Continued

Area 10 ¹ —Continued									
Color and tenure of operator—Continued									
Part owners			Managers			Tenants			
Total	White	Nonwhite	Total	White	Nonwhite	Total	White	Nonwhite	
179	153	26	3	3	...	34	29	5	1
148	133	15	1	1	...	25	21	4	2
521	452	69	15	15	...	95	84	11	3
481	439	42	5	5	...	88	79	9	4
178	153	25	3	3	...	33	28	5	5
139	124	15	1	1	...	24	20	4	6
343	299	44	12	12	...	62	56	6	7
342	315	27	4	4	...	64	59	5	8
78,485	71,443	7,042	17,964	17,964	...	12,643	11,828	815	9
65,936	62,091	3,845	570	570	...	9,166	8,694	472	10
64,449	58,975	5,474	14,640	14,640	...	10,816	10,121	695	11
51,393	48,424	2,969	428	428	...	5,887	5,549	338	12
14,036	12,468	1,568	3,324	3,324	...	1,827	1,707	120	13
14,543	13,667	876	142	142	...	3,279	3,145	134	14
22,910	20,031	2,879	997	997	...	4,704	4,253	451	15
17,726	16,572	1,154	145	145	...	3,018	2,739	279	16
176	150	26	3	3	...	34	29	5	17
143	128	15	1	1	...	25	21	4	18
440	384	56	13	13	...	81	73	8	19
374	340	34	4	4	...	78	71	7	20
8,590	7,632	958	461	461	...	2,143	1,958	185	21
6,667	6,246	421	12	12	...	1,240	1,143	97	22
278,106	250,628	27,478	18,860	18,860	...	83,065	79,405	3,660	23
254,352	243,057	11,295	420	420	...	42,877	39,597	3,320	24
110	92	18	2	2	...	23	19	4	25
100	86	14	1	1	...	20	18	2	26
237	194	43	6	6	...	46	39	7	27
236	205	31	4	4	...	59	55	4	28
1,240	964	276	29	29	...	231	152	79	29
1,481	1,325	156	31	31	...	271	256	15	30
830	668	162	19	19	...	157	121	36	31
828	739	89	24	24	...	177	166	11	32
62	56	6	33
39	35	4	2	1	1	34
126	117	9	35
80	75	5	3	2	1	36
465	424	41	37
254	245	9	5	4	1	38
659,936	625,886	34,050	39
246,502	237,390	9,112	5,254	4,800	454	40
176	150	26	3	3	...	34	29	5	41
146	131	15	1	1	...	25	21	4	42
439	378	61	13	13	...	94	83	11	43
394	358	36	4	4	...	82	74	8	44
6,965	6,069	896	339	339	...	1,584	1,446	138	45
7,145	6,676	469	77	77	...	1,366	1,223	143	46
9,444,841	8,440,404	1,004,437	608,000	608,000	...	2,543,939	2,417,126	126,813	47
8,732,164	8,251,485	480,679	113,600	113,600	...	1,540,163	1,362,153	178,010	48
151	127	24	2	2	...	20	15	5	49
129	118	11	1	1	...	23	19	4	50
562	486	76	7	7	...	70	61	9	51
585	557	28	3	3	...	109	96	13	52
705	627	78	32	32	...	117	105	12	53
632	575	57	6	6	...	96	87	9	54
88,002	80,612	7,390	23,572	23,572	...	14,097	13,222	875	55
75,817	71,647	4,170	650	650	...	10,410	9,938	472	56
63,264	58,397	4,867	1,494	1,494	57
54,316	50,784	3,532	650	650	58
24,738	22,215	2,523	22,078	22,078	...	14,097	13,222	875	59
21,501	20,863	638	10,410	9,938	472	60
68	61	7	1	1	...	8	7	1	61
71	63	8	1	1	...	4	4	...	62
184	175	9	17	17	...	22	21	1	63
151	136	15	1	1	...	8	8	...	64
129	122	7	17	17	...	20	19	1	65
94	85	9	5	5	...	66
55	53	2	2	2	...	67
57	51	6	1	1	...	3	3	...	68
9,517	9,169	348	5,608	5,608	...	1,454	1,394	60	69
9,881	9,556	325	80	80	...	1,244	1,244	...	70

MULTIPLE-UNIT OPERATIONS

Economic Area Table 3.—MULTIPLE-UNIT OPERATIONS, BY TYPE OF FARM: CENSUSES OF 1954 AND 1950

Item (For definitions and explanations, see text)	Total, selected areas ¹								
	Total	Type of farm							
		Cotton	Tobacco	Peanut	Cotton and tobacco	Cotton and peanut	Tobacco and peanut	Cotton, tobacco, and peanut	Miscellaneous
1 Multiple-unit operations.....number 1954...	6,701	7	5,246	237	94	210	91	76	740
2 1950...	5,466	10	4,060	176	85	267	73	66	729
3 Subunits in multiple-unit operations.....total number 1954...	16,790	15	13,259	567	267	576	251	214	1,641
4 1950...	13,837	31	10,270	457	228	817	201	206	1,627
5 Home farms.....number 1954...	6,538	7	5,123	228	89	197	90	72	732
6 1950...	5,150	9	3,839	162	83	222	68	63	704
7 Cropper farms.....number 1954...	10,252	8	8,136	339	178	379	161	142	909
8 1950...	8,687	22	6,431	295	145	995	133	143	923
9 Land in multiple-unit operations....total acres 1954...	1,598,782	837	1,125,326	103,187	22,944	81,837	28,329	28,077	208,245
10 1950...	1,398,925	4,874	934,757	75,821	26,629	101,896	19,794	28,007	207,147
11 Home farms.....acres 1954...	1,363,851	737	967,148	81,612	17,513	62,316	23,531	20,318	190,676
12 1950...	1,108,922	4,064	746,850	53,995	21,137	69,042	15,167	22,145	176,522
13 Cropper farms.....acres 1954...	234,931	100	158,178	21,575	5,431	19,521	4,798	7,759	17,569
14 1950...	290,003	810	187,907	21,826	5,492	32,854	4,627	5,862	30,625
15 Cropland harvested.....total acres 1954...	333,024	86	228,064	24,372	4,556	21,667	7,449	7,167	39,663
16 1949...	284,517	685	178,596	18,405	5,482	27,374	5,041	5,535	43,399
17 Corn harvested for grain.....multiple units reporting 1954...	6,254	5	4,917	231	91	208	89	75	638
18 1949...	5,139	10	3,877	169	85	264	73	64	597
19 subunits reporting 1954...	11,513	6	9,120	445	197	467	186	167	925
20 1949...	10,124	26	7,683	346	178	671	137	153	930
21 acres 1954...	93,278	43	60,529	10,881	1,126	8,660	2,640	2,425	6,974
22 1949...	86,617	216	55,719	7,904	1,370	10,465	1,405	1,595	7,943
23 bushels 1954...	2,892,299	1,457	1,732,019	403,535	13,447	299,630	80,723	60,698	300,790
24 1949...	3,133,551	6,420	1,946,850	321,167	45,291	377,429	45,764	64,480	326,158
25 Cotton harvested.....multiple units reporting 1954...	612	7	136	49	94	210	32	76	8
26 1949...	590	10	103	33	85	267	21	66	5
27 subunits reporting 1954...	1,054	7	187	57	184	409	46	152	12
28 1949...	1,188	20	169	50	175	606	27	134	7
29 acres 1954...	4,478	20	394	134	727	2,089	111	971	32
30 1949...	6,233	115	472	142	1,109	3,410	63	904	18
31 bales 1954...	2,984	13	284	101	438	1,452	79	598	19
32 1949...	4,227	69	410	79	943	2,108	44	561	13
33 Tobacco harvested.....multiple units reporting 1954...	5,660	...	5,246	1	94	1	91	76	151
34 1949...	4,423	1	4,060	...	85	6	73	66	132
35 subunits reporting 1954...	11,075	...	10,341	2	219	1	173	108	231
36 1949...	8,751	1	8,149	...	179	5	126	107	184
37 acres 1954...	38,982	...	36,923	1	854	1	587	400	216
38 1949...	30,534	1	28,962	...	581	9	451	313	217
39 pounds 1954...	46,021,462	...	43,463,951	1,490	774,700	1,950	880,200	513,547	385,624
40 1949...	33,417,852	1,300	31,603,499	...	627,167	9,460	488,315	321,314	366,797
41 Peanuts harvested for picking or threshing.....multiple units reporting 1954...	655	...	35	237	...	210	91	76	6
42 1949...	614	2	15	176	6	267	73	66	9
43 subunits reporting 1954...	1,311	...	49	447	...	469	190	150	6
44 1949...	1,415	12	19	371	7	691	144	157	14
45 acres 1954...	19,071	...	200	7,804	...	6,929	2,299	1,801	38
46 1949...	23,575	30	61	8,304	20	11,077	2,017	1,951	115
47 pounds 1954...	27,051,186	...	160,739	12,709,940	...	10,051,254	2,406,173	1,681,930	41,150
48 1949...	29,445,014	35,000	72,385	10,535,148	11,978	13,953,560	2,471,707	2,203,310	161,926
49 Horses and/or mules....multiple units reporting 1954...	5,743	4	4,648	170	87	177	90	74	493
50 1950...	4,854	7	3,692	145	78	247	62	56	567
51 number 1954...	15,413	6	12,257	381	283	614	294	288	1,290
52 1950...	15,599	32	11,522	513	277	1,089	229	246	1,651
53 Landlord-tenant operations containing multiple units: All subunits including home farm.....number 1954...	18,823	27	14,508	759	296	783	317	293	1,840
54 1950...	16,110	52	11,607	621	296	1,129	244	276	1,885
55 Land in all subunits including home farm.....acres 1954...	1,691,699	1,781	1,174,905	120,591	24,685	93,790	30,681	31,911	213,355
56 1950...	1,552,964	5,244	1,018,664	85,030	29,679	140,625	21,191	31,357	221,174
57 Owned by operator of multiple unit..acres 1954...	1,469,376	1,582	1,036,040	87,152	19,253	74,445	26,224	27,427	197,253
58 1950...	1,389,312	5,133	904,040	75,789	26,583	122,103	19,147	28,995	207,522
59 Rented by operator of multiple unit.....acres 1954...	222,323	199	138,865	33,439	5,432	19,345	4,457	4,484	16,102
60 1950...	163,652	111	114,624	9,241	3,096	18,522	2,044	2,362	13,652
61 Subunits not included in multiple units.....operators reporting 1954...	1,172	4	783	94	15	80	28	38	130
62 1950...	1,282	5	833	65	31	131	26	33	158
63 number 1954...	2,033	12	1,249	192	29	207	66	79	199
64 1950...	2,273	21	1,337	164	68	312	43	70	258
65 Share tenants.....number 1954...	1,621	8	1,039	157	24	144	61	65	123
66 1950...	1,338	12	813	107	45	190	19	40	112
67 Other tenants, not croppers nor share tenants.....number 1954...	412	4	210	35	5	63	5	14	76
68 1950...	935	9	524	57	23	122	24	30	146
69 Land in subunits not included in multiple units.....acres 1954...	92,917	944	49,579	17,404	1,741	11,953	2,352	3,834	5,110
70 1950...	154,039	370	83,907	9,209	3,050	38,729	1,397	3,350	14,027

¹Data for 1954 include reports for Chesterfield and Henrico Counties which were not included in the 1950 multiple-unit area; data for 1950 include reports for Amherst, Bath, Highland, Nelson, and Rockbridge Counties which were not included in the 1954 multiple-unit area. See text.

Economic Area Table 3.—MULTIPLE-UNIT OPERATIONS, BY TYPE OF FARM: CENSUSES OF 1954 AND 1950—Continued

Item (For definitions and explanations, see text)	Area 1								
	Total	Type of farm							Miscellaneous
		Cotton	Tobacco	Peanut	Cotton and tobacco	Cotton and peanut	Tobacco and peanut	Cotton, tobacco, and peanut	
1 Multiple-unit operations.....number 1954...	424	...	352	72
2 1950...	277	...	214	63
3 Subunits in multiple-unit operations.....total number 1954...	979	...	822	157
4 1950...	650	...	506	144
5 Home farms.....number 1954...	416	...	346	70
6 1950...	270	...	208	62
7 Cropper farms.....number 1954...	563	...	476	87
8 1950...	380	...	298	82
9 Land in multiple-unit operations...total acres 1954...	74,162	...	52,777	21,385
10 1950...	53,019	...	38,724	14,295
11 Home farms.....acres 1954...	67,832	...	47,972	19,860
12 1950...	47,209	...	34,966	12,243
13 Cropper farms.....acres 1954...	6,330	...	4,805	1,525
14 1950...	5,810	...	3,758	2,052
15 Cropland harvested.....total acres 1954...	14,951	...	10,785	4,166
16 1949...	10,881	...	7,609	3,272
17 Corn harvested for grain.....multiple units reporting 1954...	383	...	316	67
18 1949...	248	...	196	52
19 subunits reporting 1954...	593	...	493	100
20 1949...	400	...	317	83
21 acres 1954...	3,967	...	3,206	761
22 1949...	3,233	...	2,545	688
23 bushels 1954...	188,440	...	148,408	40,032
24 1949...	154,854	...	126,958	27,896
25 Cotton harvested.....multiple units reporting 1954...
26 1949...
27 subunits reporting 1954...
28 1949...
29 acres 1954...
30 1949...
31 bales 1954...
32 1949...
33 Tobacco harvested.....multiple units reporting 1954...	380	...	352	28
34 1949...	238	...	214	24
35 subunits reporting 1954...	591	...	553	38
36 1949...	380	...	346	34
37 acres 1954...	621	...	590	31
38 1949...	424	...	399	25
39 pounds 1954...	1,146,340	...	1,080,154	66,186
40 1949...	707,022	...	659,635	47,387
41 Peanuts harvested for picking or threshing.....multiple units reporting 1954...
42 1949...
43 subunits reporting 1954...
44 1949...
45 acres 1954...
46 1949...
47 pounds 1954...
48 1949...
49 Horses and/or mules....multiple units reporting 1954...	353	...	295	58
50 1950...	224	...	174	50
51 number 1954...	895	...	688	207
52 1950...	662	...	512	150
53 Landlord-tenant operations containing multiple units:									
54 All subunits including home farm.....number 1954...	1,038	...	861	177
55 1950...	746	...	571	175
56 Land in all subunits including home farm.....acres 1954...	75,561	...	53,618	21,943
57 1950...	54,599	...	39,950	14,649
58 Owned by operator of multiple unit..acres 1954...	70,643	...	51,139	19,504
59 1950...	51,996	...	37,751	14,245
60 Rented by operator of multiple unit.....acres 1954...	4,918	...	2,479	2,439
61 1950...	2,603	...	2,199	404
62 Subunits not included in multiple units.....operators reporting 1954...	44	...	31	13
63 1950...	66	...	47	19
64 number 1954...	59	...	39	20
65 1950...	96	...	65	31
66 Share tenants.....number 1954...	49	...	38	11
67 1950...	35	...	28	7
68 Other tenants, not croppers nor share tenants.....number 1954...	10	...	1	9
69 1950...	61	...	37	24
70 Land in subunits not included in multiple units.....acres 1954...	1,399	...	841	558
1950...	1,580	...	1,226	354

MULTIPLE-UNIT OPERATIONS

Economic Area Table 3.—MULTIPLE-UNIT OPERATIONS, BY TYPE OF FARM: CENSUSES OF 1954 AND 1950—Continued

Item (For definitions and explanations, see text)	Total	Area 2 ¹							
		Type of farm							
		Cotton	Tobacco	Peanut	Cotton and tobacco	Cotton and peanut	Tobacco and peanut	Cotton, tobacco, and peanut	Miscellaneous
1 Multiple-unit operations.....number 1954...	1,548	...	1,197	351
2 1950...	850	...	560	290
3 Subunits in multiple-unit operations.....total number 1954...	3,499	...	2,708	791
4 1950...	1,897	...	1,257	640
5 Home farms.....number 1954...	1,530	...	1,182	348
6 1950...	832	...	551	281
7 Cropper farms.....number 1954...	1,969	...	1,526	443
8 1950...	1,065	...	706	359
9 Land in multiple-unit operations....total acres 1954...	286,763	...	192,926	93,837
10 1950...	215,257	...	141,856	73,401
11 Home farms.....acres 1954...	266,548	...	178,840	87,708
12 1950...	195,861	...	129,902	65,959
13 Cropper farms.....acres 1954...	20,215	...	14,086	6,129
14 1950...	19,396	...	11,954	7,442
15 Cropland harvested.....total acres 1954...	56,875	...	37,275	19,600
16 1949...	33,650	...	19,743	13,907
17 Corn harvested for grain.....multiple units reporting 1954...	1,365	...	1,043	322
18 1949...	766	...	516	250
19 subunits reporting 1954...	2,026	...	1,545	481
20 1949...	1,174	...	789	385
21 acres 1954...	12,046	...	8,518	3,528
22 1949...	9,290	...	6,075	3,215
23 bushels 1954...	566,778	...	403,306	163,472
24 1949...	454,064	...	298,966	155,098
25 Cotton harvested.....multiple units reporting 1954...
26 1949...
27 subunits reporting 1954...
28 1949...
29 acres 1954...
30 1949...
31 bales 1954...
32 1949...
33 Tobacco harvested.....multiple units reporting 1954...	1,290	...	1,197	93
34 1949...	626	...	560	66
35 subunits reporting 1954...	1,956	...	1,802	154
36 1949...	920	...	829	91
37 acres 1954...	2,198	...	2,063	135
38 1949...	1,200	...	1,123	77
39 pounds 1954...	4,006,996	...	3,740,026	266,970
40 1949...	1,889,701	...	1,752,455	137,246
41 Peanuts harvested for picking or threshing.....multiple units reporting 1954...
42 1949...
43 subunits reporting 1954...
44 1949...
45 acres 1954...
46 1949...
47 pounds 1954...
48 1949...
49 Horses and/or mules....multiple units reporting 1954...	1,185	...	950	235
50 1950...	721	...	489	232
51 number 1954...	2,809	...	2,192	617
52 1950...	2,059	...	1,382	677
53 Landlord-tenant operations containing multiple units: All subunits including home farm.....number 1954...	3,680	...	2,826	854
54 1950...	2,057	...	1,352	705
55 Land in all subunits including home farm.....acres 1954...	291,911	...	196,320	95,591
56 1950...	217,506	...	143,246	74,260
57 Owned by operator of multiple unit.....acres 1954...	272,050	...	183,484	88,566
58 1950...	208,148	...	137,995	70,153
59 Rented by operator of multiple unit.....acres 1954...	19,861	...	12,836	7,025
60 1950...	9,358	...	5,251	4,107
61 Subunits not included in multiple units.....operators reporting 1954...	142	...	96	46
62 1950...	122	...	72	50
63 number 1954...	181	...	118	63
64 1950...	160	...	95	65
65 Share tenants.....number 1954...	123	...	85	38
66 1950...	52	...	31	21
67 Other tenants, not croppers nor share tenants.....number 1954...	58	...	33	25
68 1950...	108	...	64	44
69 Land in subunits not included in multiple units.....acres 1954...	5,148	...	3,394	1,754
70 1950...	2,249	...	1,390	859

¹Exclusive of independent cities.

Economic Area Table 3.—MULTIPLE-UNIT OPERATIONS, BY TYPE OF FARM: CENSUSES OF 1954 AND 1950—Continued

Item (For definitions and explanations, see text)		Areas 3 and A (part) ¹								
		Total	Type of farm							
			Cotton	Tobacco	Peanut	Cotton and tobacco	Cotton and peanut	Tobacco and peanut	Cotton, tobacco, and peanut	Miscellaneous
1	Multiple-unit operations.....number 1954...	139	...	4	135
2	1950...	143	...	3	140
3	Subunits in multiple-unit operations.....total number 1954...	303	...	9	294
4	1950...	303	...	6	297
5	Home farms.....number 1954...	139	...	4	135
6	1950...	143	...	3	140
7	Cropper farms.....number 1954...	164	...	5	159
8	1950...	160	...	3	157
9	Land in multiple-unit operations.... total acres 1954...	36,078	...	694	35,384
10	1950...	38,950	...	505	38,445
11	Home farms.....acres 1954...	31,749	...	673	31,076
12	1950...	33,270	...	472	32,798
13	Cropper farms.....acres 1954...	4,329	...	21	4,308
14	1950...	5,680	...	33	5,647
15	Cropland harvested.....total acres 1954...	6,817	...	161	6,656
16	1949...	7,659	...	99	7,560
17	Corn harvested for grain.....multiple units reporting 1954...	119	...	3	116
18	1949...	124	...	3	121
19	subunits reporting 1954...	158	...	3	155
20	1949...	182	...	3	179
21	acres 1954...	1,091	...	10	1,081
22	1949...	1,461	...	14	1,447
23	bushels 1954...	49,132	...	450	48,682
24	1949...	61,956	...	900	61,056
25	Cotton harvested.....multiple units reporting 1954...
26	1949...
27	subunits reporting 1954...
28	1949...
29	acres 1954...
30	1949...
31	bales 1954...
32	1949...
33	Tobacco harvested.....multiple units reporting 1954...	7	...	4	3
34	1949...	4	...	3	1
35	subunits reporting 1954...	11	...	7	4
36	1949...	5	...	3	2
37	acres 1954...	22	...	19	3
38	1949...	4	...	3	1
39	pounds 1954...	25,488	...	21,688	3,800
40	1949...	6,896	...	4,100	2,796
41	Peanuts harvested for picking or threshing.....multiple units reporting 1954...
42	1949...
43	subunits reporting 1954...
44	1949...
45	acres 1954...
46	1949...
47	pounds 1954...
48	1949...
49	Horses and/or mules....multiple units reporting 1954...	96	...	3	93
50	1950...	114	...	3	111
51	number 1954...	243	...	9	234
52	1950...	318	...	9	309
53	Landlord-tenant operations containing multiple units:									
54	All subunits including home farm.....number 1954...	326	...	9	317
55	1950...	317	...	6	311
56	Land in all subunits including home farm.....acres 1954...	36,286	...	694	35,592
57	1950...	39,160	...	505	38,655
58	Owned by operator of multiple unit..acres 1954...	34,386	...	691	33,695
59	1950...	37,824	...	505	37,319
60	Rented by operator of multiple unit.....acres 1954...	1,900	...	3	1,897
61	1950...	1,336	1,336
62	Subunits not included in multiple units.....operators reporting 1954...	15	15
63	1950...	11	11
64	number 1954...	23	23
65	1950...	14	14
66	Share tenants.....number 1954...	4	4
67	1950...	5	5
68	Other tenants, not croppers nor share tenants.....number 1954...	19	19
69	1950...	9	9
70	Land in subunits not included in multiple units.....acres 1954...	208	208
	1950...	210	210

¹Data for 1950 include reports for Bath, Highland, and Rookbridge Counties which were not included in the 1954 multiple-unit area. See text.

MULTIPLE-UNIT OPERATIONS

Economic Area Table 3.—MULTIPLE-UNIT OPERATIONS, BY TYPE OF FARM: CENSUSES OF 1954 AND 1950—Continued

Item (For definitions and explanations, see text)	Area 6 and C (part) ¹								
	Total	Type of farm							
		Cotton	Tobacco	Peanut	Cotton and tobacco	Cotton and peanut	Tobacco and peanut	Cotton, tobacco, and peanut	Miscellaneous
1 Multiple-unit operations.....number 1954...	839	...	711	5	29	1	93
2 1950...	710	...	552	2	28	4	124
3 Subunits in multiple-unit operations.....total number 1954...	2,003	...	1,726	10	67	2	198
4 1950...	1,697	...	1,318	8	80	9	282
5 Home farms.....number 1954...	825	...	699	5	29	...	92
6 1950...	696	...	541	2	27	4	122
7 Cropper farms.....number 1954...	1,178	...	1,027	5	38	2	106
8 1950...	1,001	...	777	6	53	5	160
9 Land in multiple-unit operations....total acres 1954...	242,127	...	204,342	815	7,389	62	29,519
10 1950...	205,134	...	155,600	448	5,805	932	42,349
11 Home farms.....acres 1954...	215,697	...	181,433	717	6,553	...	26,994
12 1950...	174,782	...	133,067	354	4,358	768	36,235
13 Cropper farms.....acres 1954...	26,430	...	22,909	98	836	62	2,525
14 1950...	30,352	...	22,533	94	1,447	164	6,114
15 Cropland harvested.....total acres 1954...	47,190	...	39,529	306	2,150	58	5,147
16 1949...	42,292	...	30,364	128	1,937	317	9,546
17 Corn harvested for grain.....multiple units reporting 1954...	756	...	655	4	28	1	68
18 1949...	641	...	502	2	28	4	105
19 subunits reporting 1954...	1,257	...	1,108	7	45	2	95
20 1949...	1,126	...	890	4	56	8	168
21 acres 1954...	11,196	...	9,767	90	565	19	755
22 1949...	10,193	...	8,037	36	471	80	1,569
23 bushels 1954...	298,009	...	252,581	2,662	20,595	180	21,991
24 1949...	363,938	...	287,187	2,325	17,683	3,395	53,348
25 Cotton harvested.....multiple units reporting 1954...	11	...	2	3	5	1	...
26 1949...	13	...	3	2	4	4	...
27 subunits reporting 1954...	12	...	2	3	6	1	...
28 1949...	17	...	4	2	5	6	...
29 acres 1954...	22	...	4	5	8	5	...
30 1949...	34	...	6	3	10	15	...
31 bales 1954...	19	...	4	4	8	3	...
32 1949...	23	...	3	3	6	11	...
33 Tobacco harvested.....multiple units reporting 1954...	758	...	711	29	1	17
34 1949...	616	...	552	28	4	32
35 subunits reporting 1954...	1,362	...	1,292	47	1	22
36 1949...	1,041	...	941	52	6	42
37 acres 1954...	4,720	...	4,508	182	3	27
38 1949...	3,320	...	3,029	192	15	84
39 pounds 1954...	5,364,236	...	5,081,418	250,950	3,600	28,268
40 1949...	3,636,081	...	3,292,162	237,138	14,645	92,136
41 Peanuts harvested for picking or threshing.....multiple units reporting 1954...	54	...	19	5	29	1	...
42 1949...	44	...	10	2	28	4	...
43 subunits reporting 1954...	85	...	26	8	49	2	...
44 1949...	86	...	12	7	60	7	...
45 acres 1954...	770	...	103	101	535	31	...
46 1949...	955	...	44	64	752	95	...
47 pounds 1954...	812,796	...	83,819	90,700	609,777	28,500	...
48 1949...	1,247,790	...	55,465	83,750	1,000,710	107,865	...
49 Horses and/or mules....multiple units reporting 1954...	700	...	614	5	29	1	51
50 1950...	635	...	506	2	21	1	105
51 number 1954...	1,671	...	1,462	15	70	5	119
52 1950...	2,000	...	1,585	6	78	5	326
53 Landlord-tenant operations containing multiple units: All subunits including home farm.....number 1954...	2,280	...	1,962	12	79	2	225
54 1950...	1,966	...	1,500	10	89	13	354
55 Land in all subunits including home farm.....acres 1954...	250,817	...	211,816	826	8,109	62	30,004
56 1950...	218,859	...	165,924	460	6,034	951	45,490
57 Owned by operator of multiple unit.....acres 1954...	228,095	...	193,863	801	6,529	62	26,840
58 1950...	199,624	...	152,346	460	5,722	735	40,361
59 Rented by operator of multiple unit.....acres 1954...	22,722	...	17,953	25	1,580	...	3,164
60 1950...	19,235	...	13,978	312	216	5,129
61 Subunits not included in multiple units.....operators reporting 1954...	166	...	139	2	5	...	20
62 1950...	182	...	130	1	7	2	42
63 number 1954...	277	...	236	2	12	...	27
64 1950...	269	...	182	2	9	4	72
65 Share tenants.....number 1954...	237	...	201	2	12	...	22
66 1950...	119	...	90	4	1	24
67 Other tenants, not croppers nor share tenants.....number 1954...	40	...	35	5
68 1950...	150	...	92	2	5	3	48
69 Land in subunits not included in multiple units.....acres 1954...	8,690	...	7,474	11	720	...	485
70 1950...	13,725	...	10,324	12	229	19	3,141

¹Data for 1954 include reports for Chesterfield and Henrico Counties which were not included in the 1950 multiple-unit area; data for 1950 include reports for Amherst and Nelson Counties which were not included in the 1954 multiple-unit area. See text.

Economic Area Table 3.—MULTIPLE-UNIT OPERATIONS, BY TYPE OF FARM: CENSUSES OF 1954 AND 1950—Continued

Item (For definitions and explanations, see text)		Area 7 ¹								
		Total	Type of farm							
			Cotton	Tobacco	Peanut	Cotton and tobacco	Cotton and peanut	Tobacco and peanut	Cotton, tobacco, and peanut	Miscellaneous
1	Multiple-unit operations.....number 1954...	3,169	4	2,970	1	94	3	3	26	68
2	1950...	2,933	8	2,726	1	85	4	2	19	92
3	Subunits in multiple-unit operations.....total number 1954...	8,472	9	7,963	2	267	6	6	61	158
4	1950...	7,678	17	7,170	2	228	8	5	36	212
5	Home farms.....number 1954...	3,073	4	2,880	1	89	3	3	26	67
6	1950...	2,724	8	2,531	1	83	3	2	14	82
7	Cropper farms.....number 1954...	5,399	5	5,083	1	178	3	3	35	91
8	1950...	4,954	9	4,639	1	145	5	3	22	130
9	Land in multiple-unit operations.... total acres 1954...	720,318	295	670,724	88	22,944	1,184	1,340	5,322	18,421
10	1950...	662,712	2,434	596,244	67	26,629	627	323	9,556	26,832
11	Home farms.....acres 1954...	595,108	267	554,694	86	17,513	577	1,233	4,691	16,047
12	1950...	499,607	2,227	447,663	66	21,137	245	214	8,853	19,202
13	Cropper farms.....acres 1954...	125,210	28	116,030	2	5,431	607	107	631	2,374
14	1950...	163,105	207	148,581	1	5,492	382	109	703	7,630
15	Cropland harvested.....total acres 1954...	148,908	42	139,714	6	4,556	197	122	1,083	3,188
16	1949...	132,376	276	120,395	4	5,482	261	129	806	5,023
17	Corn harvested for grain.....multiple units reporting 1954...	3,070	4	2,889	1	91	3	3	26	53
18	1949...	2,831	8	2,657	...	85	4	2	15	60
19	subunits reporting 1954...	6,283	5	5,946	1	197	5	4	44	81
20	1949...	6,003	14	5,677	...	178	6	3	26	99
21	acres 1954...	40,881	23	38,835	4	1,126	44	43	297	509
22	1949...	41,339	89	38,923	...	1,370	42	33	226	656
23	bushels 1954...	955,883	457	923,703	10	13,447	420	485	3,638	13,723
24	1949...	1,307,472	2,115	1,228,444	...	45,291	1,310	2,120	5,985	22,207
25	Cotton harvested.....multiple units reporting 1954...	267	4	132	...	94	3	1	26	7
26	1949...	213	8	100	...	85	4	1	15	...
27	subunits reporting 1954...	428	4	183	...	184	4	1	41	11
28	1949...	387	11	165	...	175	5	2	29	...
29	acres 1954...	1,358	9	384	...	727	22	3	184	29
30	1949...	1,881	56	466	...	1,109	46	4	200	...
31	bales 1954...	849	4	276	...	438	11	1	101	18
32	1949...	1,998	42	407	...	943	33	5	168	...
33	Tobacco harvested.....multiple units reporting 1954...	3,103	...	2,970	...	94	...	3	26	10
34	1949...	2,839	1	2,726	...	85	1	2	15	9
35	subunits reporting 1954...	6,935	...	6,662	...	219	...	3	38	13
36	1949...	6,241	1	6,024	...	179	1	3	18	15
37	acres 1954...	30,621	...	29,621	...	854	...	10	116	20
38	1949...	25,053	1	24,384	...	581	4	10	43	30
39	pounds 1954...	34,300,421	...	33,376,277	...	774,700	...	10,300	118,744	20,400
40	1949...	26,654,948	1,300	25,876,387	...	627,167	3,600	11,000	48,262	87,232
41	Peanuts harvested for picking or threshing.....multiple units reporting 1954...	43	...	8	1	...	3	3	26	2
42	1949...	31	...	3	1	6	4	2	15	...
43	subunits reporting 1954...	49	...	8	1	...	3	4	31	2
44	1949...	42	...	2	1	7	5	3	24	...
45	acres 1954...	183	...	27	2	...	17	21	112	4
46	1949...	217	...	9	1	20	30	14	143	...
47	pounds 1954...	107,241	...	13,203	616	...	12,700	14,000	64,972	1,750
48	1949...	142,633	...	6,720	1,080	11,978	22,092	9,820	90,943	...
49	Horses and/or mules....multiple units reporting 1954...	2,946	3	2,775	...	87	3	3	26	49
50	1950...	2,677	5	2,517	1	78	4	2	12	58
51	number 1954...	8,353	4	7,870	...	283	13	5	72	106
52	1950...	8,517	11	8,018	2	277	10	3	39	157
53	Landlord-tenant operations containing multiple units:									
54	All subunits including home farm.....number 1954...	9,403	10	8,809	2	296	14	8	72	192
55	1950...	8,822	22	8,159	4	296	12	8	59	262
56	Land in all subunits including home farm.....acres 1954...	760,885	305	708,473	88	24,685	1,472	1,404	5,421	19,037
57	1950...	745,894	2,546	666,720	72	29,679	842	333	10,716	34,986
58	Owned by operator of multiple unit.....acres 1954...	648,876	243	603,196	88	19,253	1,372	1,399	5,173	18,152
59	1950...	646,685	2,455	573,168	72	26,583	842	333	10,686	32,546
60	Rented by operator of multiple unit.....acres 1954...	112,009	62	105,277	...	5,432	100	5	248	885
61	1950...	99,209	91	93,552	...	3,096	30	2,440
62	Subunits not included in multiple units.....operators reporting 1954...	563	1	512	...	15	3	1	7	24
63	1950...	649	3	580	1	31	2	1	7	24
64	number 1954...	931	1	846	...	29	8	2	11	34
65	1950...	1,144	5	989	2	68	4	3	23	50
66	Share tenants.....number 1954...	769	...	706	...	24	6	2	8	23
67	1950...	760	2	660	...	45	1	2	13	37
68	Other tenants, not croppers nor share tenants.....number 1954...	162	1	140	...	5	2	...	3	11
69	1950...	384	3	329	2	23	3	1	10	13
70	Land in subunits not included in multiple units.....acres 1954...	40,567	10	37,749	...	1,741	288	64	99	616
	1950...	83,182	112	70,476	5	3,050	215	10	1,160	8,154

¹ Exclusive of independent cities.

MULTIPLE-UNIT OPERATIONS

Economic Area Table 3.—MULTIPLE-UNIT OPERATIONS, BY TYPE OF FARM: CENSUSES OF 1954 AND 1950—Continued

Item (For definitions and explanations, see text)		Area 10 ¹								
		Total	Type of farm							
			Cotton	Tobacco	Peanut	Cotton and tobacco	Cotton and peanut	Tobacco and peanut	Cotton, tobacco, and peanut	Miscellaneous
1	Multiple-unit operations.....number 1954...	582	3	12	231	...	207	59	49	21
2	1950...	553	2	5	173	...	263	43	47	20
3	Subunits in multiple-unit operations.....total number 1954...	1,534	6	31	555	...	570	178	151	43
4	1950...	1,612	14	13	447	...	809	116	161	52
5	Home farms.....number 1954...	555	3	12	222	...	194	58	46	20
6	1950...	485	1	5	159	...	219	39	45	17
7	Cropper farms.....number 1954...	979	3	19	333	...	376	120	105	23
8	1950...	1,127	13	8	288	...	590	77	116	35
9	Land in multiple-unit operations.....total acres 1954...	239,334	542	3,863	102,284	...	80,653	19,600	22,693	9,699
10	1950...	223,853	2,440	1,828	75,306	...	101,269	13,666	17,519	11,825
11	Home farms.....acres 1954...	186,917	470	3,536	80,809	...	61,739	15,745	15,627	8,991
12	1950...	158,193	1,837	780	53,575	...	68,797	10,595	12,524	10,085
13	Cropper farms.....acres 1954...	52,417	72	327	21,475	...	18,914	3,855	7,066	708
14	1950...	65,660	603	1,048	21,731	...	32,472	3,071	4,995	1,740
15	Cropland harvested.....total acres 1954...	58,283	44	600	24,060	...	21,470	5,177	6,026	906
16	1949...	57,659	409	386	18,273	...	27,113	2,975	4,412	4,091
17	Corn harvested for grain.....multiple units reporting 1954...	561	1	11	226	...	205	58	48	12
18	1949...	529	2	3	167	...	260	43	45	9
19	subunits reporting 1954...	1,196	1	25	437	...	462	137	121	13
20	1949...	1,239	12	7	342	...	665	78	119	16
21	acres 1954...	24,097	20	193	10,787	...	8,616	2,032	2,109	340
22	1949...	21,101	127	125	7,868	...	10,423	901	1,289	368
23	bushels 1954...	834,057	1,000	3,571	400,863	...	299,210	59,643	56,880	12,890
24	1949...	791,267	4,305	4,395	318,842	...	376,119	25,961	55,100	6,545
25	Cotton harvested.....multiple units reporting 1954...	334	3	2	46	...	207	26	49	1
26	1949...	364	2	...	31	...	263	16	47	5
27	subunits reporting 1954...	614	3	2	54	...	405	39	110	1
28	1949...	784	9	...	48	...	601	20	99	7
29	acres 1954...	3,098	11	6	129	...	2,067	100	782	3
30	1949...	4,318	59	...	139	...	3,364	49	689	18
31	bales 1954...	2,116	9	4	97	...	1,441	70	494	1
32	1949...	2,606	27	...	76	...	2,075	33	382	13
33	Tobacco harvested.....multiple units reporting 1954...	122	...	12	1	...	1	59	49	...
34	1949...	100	...	5	5	43	47	...
35	subunits reporting 1954...	220	...	25	2	...	1	123	69	...
36	1949...	164	...	6	4	71	83	...
37	acres 1954...	800	...	122	1	...	1	395	281	...
38	1949...	533	...	24	5	249	255	...
39	pounds 1954...	1,177,981	...	164,388	1,490	...	1,950	618,950	391,203	...
40	1949...	523,204	...	18,760	5,860	240,177	258,407	...
41	Peanuts harvested for picking or threshing.....multiple units reporting 1954...	558	...	8	231	...	207	59	49	4
42	1949...	539	2	2	173	...	263	43	47	9
43	subunits reporting 1954...	1,177	...	15	438	...	466	137	117	4
44	1949...	1,287	12	5	363	...	686	81	126	14
45	acres 1954...	18,118	...	70	7,701	...	6,912	1,743	1,658	34
46	1949...	22,403	30	8	8,239	...	11,047	1,251	1,713	115
47	pounds 1954...	26,131,149	...	63,717	12,618,624	...	10,038,554	1,782,396	1,588,458	39,400
48	1949...	28,054,591	35,000	10,200	10,450,318	...	13,931,468	1,461,177	2,004,502	161,926
49	Horses and/or mules.....multiple units reporting 1954...	463	1	11	165	...	174	58	47	7
50	1950...	483	2	3	142	...	243	39	43	11
51	number 1954...	1,442	2	36	366	...	601	219	211	7
52	1950...	2,003	21	16	505	...	1,079	148	202	32
53	Landlord-tenant operations containing multiple units:									
54	All subunits including home farm.....number 1954...	2,096	17	41	745	...	769	230	219	75
55	1950...	2,202	30	19	607	...	1,117	147	204	78
56	Land in all subunits including home farm.....acres 1954...	276,239	1,476	3,984	119,677	...	92,318	21,168	26,428	11,188
57	1950...	276,946	2,698	2,319	84,498	...	139,783	14,824	19,690	13,134
58	Owned by operator of multiple unit.....acres 1954...	215,326	1,339	3,667	86,263	...	73,073	18,296	22,192	10,496
59	1950...	245,035	2,678	2,275	75,297	...	121,261	13,092	17,574	12,898
60	Rented by operator of multiple unit.....acres 1954...	60,913	137	317	33,414	...	19,245	2,872	4,236	692
61	1950...	31,911	20	44	9,241	...	18,522	1,732	2,116	236
62	Subunits not included in multiple units.....operators reporting 1954...	242	3	5	92	...	77	22	31	12
63	1950...	252	2	4	63	...	129	18	24	12
64	number 1954...	562	11	10	190	...	199	52	68	32
65	1950...	990	16	6	160	...	308	31	43	26
66	Share tenants.....number 1954...	439	8	9	155	...	138	47	57	25
67	1950...	367	10	4	107	...	189	13	26	18
68	Other tenants, not croppers nor share tenants.....number 1954...	123	3	1	35	...	61	5	11	7
69	1950...	223	6	2	53	...	119	18	17	8
70	Land in subunits not included in multiple units.....acres 1954...	36,905	934	121	17,393	...	11,665	1,568	3,735	1,489
	1950...	53,093	258	491	9,192	...	38,514	1,158	2,171	1,309

¹Exclusive of independent cities.

Economic Area Table 4.—MULTIPLE-UNIT OPERATIONS, BY ACRES OF CROPLAND HARVESTED: CENSUSES OF 1954 AND 1950

Item (For definitions and explanations, see text)	Total, selected areas ¹								
	Total	Acres of cropland harvested							
		None	Under 20 acres	20 to 29 acres	30 to 49 acres	50 to 99 acres	100 to 199 acres	200 to 499 acres	500 acres and over
1 Multiple-unit operations.....number 1954...	6,701	14	1,610	1,092	1,710	1,585	541	143	6
2 1950...	5,466	43	1,028	951	1,549	1,321	464	97	13
3 Subunits in multiple-unit operations.....total number 1954...	16,790	28	3,391	2,394	4,051	4,255	1,828	705	78
4 1950...	13,837	100	2,165	2,089	3,620	3,571	1,626	523	143
5 Home farms.....number 1954...	6,538	13	1,571	1,072	1,672	1,539	526	139	6
6 1950...	5,150	35	986	886	1,471	1,240	432	90	10
7 Cropper farms.....number 1954...	10,252	15	1,820	1,322	2,379	2,716	1,362	566	72
8 1950...	8,687	65	1,179	1,203	2,149	2,331	1,194	433	133
9 Land in multiple-unit operations....total acres 1954...	1,598,782	1,011	154,113	160,182	319,427	475,232	302,087	161,604	25,126
10 1950...	1,398,925	10,789	125,784	144,405	346,511	411,991	243,767	90,366	25,312
11 Home farms.....acres 1954...	1,363,851	913	136,464	140,879	274,817	402,290	252,794	136,427	19,267
12 1950...	1,108,922	5,464	101,829	114,190	289,193	329,779	190,415	65,306	12,746
13 Cropper farms.....acres 1954...	234,931	98	17,649	19,303	44,610	72,942	49,293	25,177	5,859
14 1950...	290,003	5,325	23,955	30,215	57,318	82,212	53,352	25,060	12,566
15 Cropland harvested.....total acres 1954...	333,024	...	18,121	26,708	65,557	108,001	71,277	39,701	3,659
16 1949...	284,517	...	12,604	23,169	59,623	89,935	61,574	28,223	9,389
17 Corn harvested for grain.....multiple units reporting 1954...	6,254	...	1,344	1,046	1,657	1,541	526	134	6
18 1949...	5,139	...	872	908	1,504	1,290	458	95	12
19 subunits reporting 1954...	11,513	...	1,732	1,602	2,882	3,200	1,520	505	72
20 1949...	10,124	...	1,198	1,496	2,748	2,812	1,332	415	123
21 acres 1954...	93,278	...	6,660	8,712	18,601	28,329	19,679	10,114	1,183
22 1949...	86,617	...	5,692	8,586	19,287	26,633	17,013	7,406	2,000
23 bushels 1954...	2,892,299	...	199,979	247,124	540,377	874,100	626,358	364,051	40,310
24 1949...	3,133,551	...	187,731	286,169	677,037	964,488	688,423	254,275	75,428
25 Cotton harvested.....multiple units reporting 1954...	612	...	49	57	118	216	130	39	3
26 1949...	590	...	33	48	126	208	135	36	4
27 subunits reporting 1954...	1,054	...	54	68	160	331	278	141	22
28 1949...	1,188	...	35	62	186	369	330	176	30
29 acres 1954...	4,478	...	114	177	517	1,366	1,195	940	169
30 1949...	6,233	...	83	226	789	1,865	1,899	1,160	211
31 bales 1954...	2,984	...	72	104	345	878	777	703	105
32 1949...	4,227	...	63	155	579	1,266	1,276	698	190
33 Tobacco harvested.....multiple units reporting 1954...	5,660	...	1,372	987	1,511	1,311	387	89	3
34 1949...	4,423	...	851	842	1,349	1,026	304	45	6
35 subunits reporting 1954...	11,075	...	1,879	1,613	2,882	3,026	1,207	420	48
36 1949...	8,751	...	1,235	1,469	2,558	2,305	896	208	80
37 acres 1954...	38,982	...	3,802	4,926	10,461	12,161	5,443	1,935	254
38 1949...	30,534	...	3,001	4,493	8,782	9,089	3,870	953	346
39 pounds 1954...	46,021,462	...	4,498,323	5,589,733	12,278,738	14,686,961	6,510,666	2,185,951	271,090
40 1949...	33,417,852	...	3,193,812	4,920,336	9,651,021	10,191,458	4,172,144	920,107	368,974
41 Peanuts harvested for picking or threshing.....multiple units reporting 1954...	655	...	32	47	111	238	170	53	4
42 1949...	614	...	23	38	109	243	149	44	8
43 subunits reporting 1954...	1,311	...	41	51	146	423	421	188	41
44 1949...	1,415	...	27	44	166	478	434	202	64
45 acres 1954...	19,071	...	151	371	1,275	5,164	7,118	4,308	684
46 1949...	23,575	...	148	320	1,778	6,943	8,113	4,303	1,970
47 pounds 1954...	27,051,186	...	198,892	437,873	1,632,179	7,096,027	10,409,739	6,522,726	753,750
48 1949...	29,445,014	...	159,440	363,623	2,292,089	8,897,914	9,671,671	5,642,221	2,418,056
49 Horses and/or mules....multiple units reporting 1954...	5,743	5	1,160	975	1,540	1,451	476	130	6
50 1950...	4,854	19	837	852	1,412	1,212	422	88	12
51 number 1954...	15,413	6	2,051	2,100	3,733	4,339	2,097	964	123
52 1950...	15,559	71	1,810	2,080	4,070	4,468	2,168	743	149
53 Landlord-tenant operations containing multiple units:									
54 All subunits including home farm.....number 1954...	18,823	32	3,774	2,630	4,404	4,760	2,252	861	110
55 1950...	16,110	142	2,543	2,321	4,065	4,225	1,972	650	192
56 Land in all subunits including home farm.....acres 1954...	1,691,699	1,307	169,559	168,086	332,268	495,657	321,573	171,264	31,985
57 1950...	1,552,964	17,379	147,981	152,470	367,510	456,547	276,803	101,288	32,986
58 Owned by operator of multiple unit...acres 1954...	1,469,376	807	161,085	153,543	295,893	428,243	269,224	149,805	10,776
59 1950...	1,389,312	15,387	137,720	134,884	328,169	409,742	241,794	90,789	30,827
60 Rented by operator of multiple unit.....acres 1954...	222,323	500	8,474	14,543	36,375	67,414	52,349	21,459	21,209
61 1950...	163,652	1,992	10,261	17,586	39,341	46,805	35,009	10,499	2,159
62 Subunits not included in multiple units.....operators reporting 1954...	1,172	4	254	162	247	284	159	58	4
63 1950...	1,282	15	230	162	309	341	171	44	10
64 number 1954...	2,033	4	383	236	353	505	364	156	32
65 1950...	2,273	42	378	232	445	654	346	127	49
66 Share tenants.....number 1954...	1,621	2	313	185	300	390	277	123	31
67 1950...	1,338	25	238	117	255	389	209	70	35
68 Other tenants, not croppers nor share tenants.....number 1954...	412	2	70	51	53	115	87	33	1
69 1950...	935	17	140	115	190	265	137	57	14
70 Land in subunits not included in multiple units.....acres 1954...	92,917	296	15,446	7,904	12,841	20,425	19,486	9,660	6,859
1950...	154,039	6,590	22,197	8,065	20,999	44,556	33,036	10,922	7,674

¹Data for 1954 include reports for Chesterfield and Henrico Counties which were not included in the 1950 multiple-unit area; data for 1950 include reports for Amherst, Bath, Highland, Nelson, and Rockbridge Counties which were not included in the 1954 multiple-unit area. See text.

MULTIPLE-UNIT OPERATIONS

Economic Area Table 4.—MULTIPLE-UNIT OPERATIONS, BY ACRES OF CROPLAND HARVESTED: CENSUSES OF 1954 AND 1950—Continued

Item (For definitions and explanations, see text)	Area 1								
	Total	Acres of cropland harvested							
		None	Under 20 acres	20 to 29 acres	30 to 49 acres	50 to 99 acres	100 to 199 acres	200 to 499 acres	500 acres and over
1 Multiple-unit operations.....number 1954...	424	1	177	72	90	63	16	5	...
2 1950...	277	2	93	47	73	42	16	4	...
3 Subunits in multiple-unit operations.....total number 1954...	979	2	367	159	214	167	54	16	...
4 1950...	650	4	199	102	169	102	58	16	...
5 Home farms.....number 1954...	416	...	172	70	90	63	16	5	...
6 1950...	270	2	93	43	72	40	16	4	...
7 Cropper farms.....number 1954...	563	2	195	89	124	104	38	11	...
8 1950...	380	2	106	59	97	62	42	12	...
9 Land in multiple-unit operations....total acres 1954...	74,162	6	12,574	8,558	16,396	20,251	9,022	7,355	...
10 1950...	53,019	919	10,360	6,241	12,746	11,549	7,136	4,068	...
11 Home farms.....acres 1954...	67,832	...	11,275	7,584	14,620	18,561	8,605	7,187	...
12 1950...	47,209	116	9,228	5,534	11,312	10,528	6,612	3,879	...
13 Cropper farms.....acres 1954...	6,330	6	1,299	974	1,776	1,690	417	168	...
14 1950...	5,810	803	1,132	707	1,434	1,021	524	189	...
15 Cropland harvested.....total acres 1954...	14,951	...	1,924	1,731	3,447	4,280	2,010	1,559	...
16 1949...	10,881	...	1,036	1,129	2,796	2,644	1,980	1,296	...
17 Corn harvested for grain.....multiple units reporting 1954...	383	...	146	71	84	61	16	5	...
18 1949...	248	...	74	43	70	41	16	4	...
19 subunits reporting 1954...	593	...	183	112	129	114	42	13	...
20 1949...	400	...	98	62	111	72	47	10	...
21 acres 1954...	3,967	...	782	690	943	888	421	243	...
22 1949...	3,233	...	523	386	856	768	541	197	...
23 bushels 1954...	188,440	...	30,505	31,430	42,575	44,360	22,345	17,225	...
24 1949...	154,854	...	20,097	16,765	42,905	37,163	32,274	5,650	...
25 Cotton harvested.....multiple units reporting 1954...
26 1949...
27 subunits reporting 1954...
28 1949...
29 acres 1954...
30 1949...
31 bales 1954...
32 1949...
33 Tobacco harvested.....multiple units reporting 1954...	380	...	155	70	83	53	15	4	...
34 1949...	238	...	72	38	70	40	15	3	...
35 subunits reporting 1954...	591	...	199	100	135	109	37	11	...
36 1949...	380	...	90	61	109	72	42	6	...
37 acres 1954...	621	...	174	99	156	120	54	18	...
38 1949...	424	...	85	72	109	97	54	7	...
39 pounds 1954...	1,146,340	...	315,504	181,353	277,067	228,442	107,474	36,500	...
40 1949...	707,022	...	125,066	107,005	203,825	161,699	99,297	10,130	...
41 Peanuts harvested for picking or threshing.....multiple units reporting 1954...
42 1949...
43 subunits reporting 1954...
44 1949...
45 acres 1954...
46 1949...
47 pounds 1954...
48 1949...
49 Horses and/or mules....multiple units reporting 1954...	353	...	125	67	82	60	14	5	...
50 1950...	224	1	69	37	65	33	15	4	...
51 number 1954...	895	...	239	153	205	195	57	46	...
52 1950...	662	1	159	91	195	105	77	34	...
53 Landlord-tenant operations containing multiple units: All subunits including home farm.....number 1954...	1,038	2	385	165	228	186	56	16	...
54 1950...	746	4	229	125	184	126	61	17	...
55 Land in all subunits including home farm.....acres 1954...	75,561	6	12,893	9,053	16,701	20,491	9,062	7,355	...
56 1950...	54,599	919	10,581	6,979	13,008	11,837	7,192	4,083	...
57 Owned by operator of multiple unit.....acres 1954...	70,643	6	12,671	8,976	16,332	18,491	8,218	5,949	...
58 1950...	51,996	892	10,394	6,928	12,913	10,587	6,199	4,083	...
59 Rented by operator of multiple unit.....acres 1954...	4,918	...	222	77	369	2,000	844	1,406	...
60 1950...	2,603	27	187	51	95	1,250	993
61 Subunits not included in multiple units.....operators reporting 1954...	44	...	14	4	11	13	2
62 1950...	66	...	23	13	14	13	2	1	...
63 number 1954...	59	...	18	6	14	19	2
64 1950...	96	...	30	23	15	24	3	1	...
65 Share tenants.....number 1954...	49	...	13	6	13	15	2
66 1950...	35	...	9	9	8	7	1	1	...
67 Other tenants, not croppers nor share tenants.....number 1954...	10	...	5	...	1	4
68 1950...	61	...	21	14	7	17	2
69 Land in subunits not included in multiple units.....acres 1954...	1,399	...	319	495	305	240	40
70 1950...	1,580	...	221	738	262	288	56	15	...

Economic Area Table 4.—MULTIPLE-UNIT OPERATIONS, BY ACRES OF CROPLAND HARVESTED: CENSUSES OF 1954 AND 1950—Continued

Item (For definitions and explanations, see text)	Area 2 ¹								
	Total	Acres of cropland harvested							
		None	Under 20 acres	20 to 29 acres	30 to 49 acres	50 to 99 acres	100 to 199 acres	200 to 499 acres	500 acres and over
Multiple-unit operations.....number 1954...	1,548	5	618	264	310	261	69	20	1
1950...	850	11	270	134	213	175	40	7	...
Subunits in multiple-unit operations.....total number 1954...	3,499	10	1,284	573	690	637	207	91	7
1950...	1,897	23	568	284	459	405	123	35	...
Home farms.....number 1954...	1,530	5	608	261	309	258	68	20	1
1950...	832	9	263	132	209	173	39	7	...
Cropper farms.....number 1954...	1,969	5	676	312	381	379	139	71	6
1950...	1,065	14	305	152	250	232	84	28	...
Land in multiple-unit operations...total acres 1954...	286,763	110	47,358	37,039	58,640	79,039	39,223	23,289	2,065
1950...	215,257	1,080	27,488	21,530	80,662	52,348	25,783	6,366	...
Home farms.....acres 1954...	266,548	83	43,963	34,299	54,466	72,786	36,636	22,339	1,976
1950...	195,861	847	24,000	18,768	76,478	47,044	23,339	5,385	...
Cropper farms.....acres 1954...	20,215	27	3,395	2,740	4,174	6,253	2,587	950	89
1950...	19,396	233	3,488	2,762	4,184	5,304	2,444	981	...
Cropland harvested.....total acres 1954...	56,875	...	6,186	6,419	11,736	17,798	8,668	5,564	504
1949...	33,650	...	2,857	3,221	8,245	11,888	5,555	1,884	...
Corn harvested for grain.....multiple units reporting 1954...	1,365	...	489	251	292	250	65	17	1
1949...	766	...	215	130	205	169	40	7	...
subunits reporting 1954...	2,026	...	598	353	432	429	150	57	7
1949...	1,174	...	273	180	306	290	101	24	...
acres 1954...	12,046	...	2,019	1,740	2,560	3,275	1,528	826	98
1949...	9,290	...	1,297	1,206	2,317	2,905	1,194	371	...
bushels 1954...	566,778	...	83,067	77,439	121,316	166,078	74,793	38,325	5,760
1949...	454,064	...	56,559	53,932	115,504	139,742	68,132	20,195	...
Cotton harvested.....multiple units reporting 1954...
1949...
subunits reporting 1954...
1949...
acres 1954...
1949...
bales 1954...
1949...
Tobacco harvested.....multiple units reporting 1954...	1,290	...	516	232	254	214	55	18	1
1949...	626	...	196	103	165	127	30	5	...
subunits reporting 1954...	1,956	...	646	326	379	391	134	75	5
1949...	920	...	246	147	243	205	65	14	...
acres 1954...	2,198	...	595	369	438	516	177	98	5
1949...	1,200	...	276	186	319	291	102	26	...
pounds 1954...	4,006,996	...	999,060	673,866	851,351	934,924	353,177	184,428	10,190
1949...	1,889,701	...	420,462	305,031	494,056	465,584	158,370	46,198	...
Peanuts harvested for picking or threshing.....multiple units reporting 1954...
1949...
subunits reporting 1954...
1949...
acres 1954...
1949...
pounds 1954...
1949...
Horses and/or mules....multiple units reporting 1954...	1,185	...	390	225	267	222	62	18	1
1950...	721	3	214	119	182	161	36	6	...
number 1954...	2,809	...	669	475	633	615	257	143	17
1950...	2,059	8	459	298	487	568	192	47	...
Landlord-tenant operations containing multiple units:									
All subunits including home farm.....number 1954...	3,680	10	1,335	606	723	674	231	94	7
1950...	2,057	30	614	301	489	444	143	36	...
Land in all subunits including home farm.....acres 1954...	291,911	110	47,882	37,895	59,118	81,345	40,121	23,375	2,065
1950...	217,506	1,098	28,351	21,572	81,192	52,691	26,196	6,406	...
Owned by operator of multiple unit.....acres 1954...	272,050	110	46,623	36,147	56,930	74,855	35,211	20,909	1,265
1950...	208,148	1,058	26,956	21,244	78,441	50,176	24,917	5,356	...
Rented by operator of multiple unit.....acres 1954...	19,861	...	1,259	1,748	2,188	6,490	4,910	2,466	800
1950...	9,358	40	1,395	328	2,751	2,515	1,279	1,050	...
Subunits not included in multiple units.....operators reporting 1954...	142	...	45	27	31	26	11	2	...
1950...	122	2	38	15	22	29	15	1	...
number 1954...	181	...	51	33	33	37	24	3	...
1950...	160	7	46	17	30	39	20	1	...
Share tenants.....number 1954...	123	...	34	25	25	24	14	1	...
1950...	52	1	17	5	11	8	9	1	...
Other tenants, not croppers nor share tenants.....number 1954...	58	...	17	8	8	13	10	2	...
1950...	108	6	29	12	19	31	11
Land in subunits not included in multiple units.....acres 1954...	5,148	...	524	856	478	2,306	898	86	...
1950...	2,249	18	863	42	530	343	413	40	...

¹Exclusive of independent cities.

MULTIPLE-UNIT OPERATIONS

Economic Area Table 4.—MULTIPLE-UNIT OPERATIONS, BY ACRES OF CROPLAND HARVESTED: CENSUSES OF 1954 AND 1950—Continued

Item (For definitions and explanations, see text)	Areas 3 and A (part) ¹								
	Total	Acres of cropland harvested							
		None	Under 20 acres	20 to 29 acres	30 to 49 acres	50 to 99 acres	100 to 199 acres	200 to 499 acres	500 acres and over
1 Multiple-unit operations.....number 1954...	139	1	32	25	35	34	7	5	...
2 1950...	143	5	17	23	42	42	10	4	...
3 Subunits in multiple-unit operations.....total number 1954...	303	2	66	51	73	74	16	21	...
4 1950...	303	10	35	47	90	89	21	11	...
5 Home farms.....number 1954...	139	1	32	25	35	34	7	5	...
6 1950...	143	5	17	23	42	42	10	4	...
7 Cropper farms.....number 1954...	164	1	34	26	38	40	9	16	...
8 1950...	160	5	18	24	48	47	11	7	...
9 Land in multiple-unit operations....total acres 1954...	36,078	29	3,038	4,350	6,841	13,209	5,248	3,363	...
10 1950...	38,950	629	2,061	3,714	9,869	15,178	5,276	2,223	...
11 Home farms.....acres 1954...	31,749	25	2,509	3,983	5,898	12,189	4,618	2,527	...
12 1950...	33,270	587	1,879	2,953	8,787	12,675	4,456	1,933	...
13 Cropper farms.....acres 1954...	4,329	4	529	367	943	1,020	630	836	...
14 1950...	5,680	42	182	761	1,082	2,503	820	290	...
15 Cropland harvested.....total acres 1954...	6,817	...	341	627	1,357	2,347	964	1,181	...
16 1949...	7,659	...	160	568	1,696	2,832	1,244	1,159	...
17 Corn harvested for grain.....multiple units reporting 1954...	119	...	27	23	33	27	6	3	...
18 1949...	124	...	14	21	37	39	9	4	...
19 subunits reporting 1954...	158	...	36	29	40	40	10	3	...
20 1949...	182	...	18	29	56	55	15	9	...
21 acres 1954...	1,091	...	151	146	249	325	187	33	...
22 1949...	1,461	...	65	211	343	468	170	204	...
23 bushels 1954...	49,132	...	5,970	6,225	10,399	16,521	8,175	1,842	...
24 1949...	61,956	...	2,545	9,785	15,375	20,999	8,407	4,845	...
25 Cotton harvested.....multiple units reporting 1954...
26 1949...
27 subunits reporting 1954...
28 1949...
29 acres 1954...
30 1949...
31 bales 1954...
32 1949...
33 Tobacco harvested.....multiple units reporting 1954...	7	...	1	2	...	3	1
34 1949...	4	3	1
35 subunits reporting 1954...	11	...	1	3	...	6	1
36 1949...	5	3	2
37 acres 1954...	22	...	1	2	...	18	1
38 1949...	4	3	1
39 pounds 1954...	25,488	...	1,200	2,600	...	20,688	1,000
40 1949...	6,896	4,100	2,796
41 Peanuts harvested for picking or threshing.....multiple units reporting 1954...
42 1949...
43 subunits reporting 1954...
44 1949...
45 acres 1954...
46 1949...
47 pounds 1954...
48 1949...
49 Horses and/or mules....multiple units reporting 1954...	96	...	23	20	22	25	2	4	...
50 1950...	114	2	10	22	34	36	8	2	...
51 number 1954...	243	...	42	52	59	68	11	11	...
52 1950...	318	6	18	45	94	109	37	9	...
53 Landlord-tenant operations containing multiple units:									
54 All subunits including home farm.....number 1954...	326	2	70	52	76	81	22	23	...
55 1950...	317	10	37	51	93	90	24	12	...
56 Land in all subunits including home farm.....acres 1954...	36,286	29	3,081	4,355	6,859	13,327	5,266	3,369	...
57 1950...	39,160	629	2,086	3,775	9,911	15,225	5,301	2,233	...
58 Owned by operator of multiple unit..acres 1954...	34,386	29	3,050	4,163	6,818	11,691	5,266	3,369	...
59 1950...	37,824	629	2,086	3,775	9,116	15,006	4,998	2,214	...
60 Rented by operator of multiple unit.....acres 1954...	1,900	...	31	192	41	1,636
61 1950...	1,336	795	219	303	19	...
62 Subunits not included in multiple units.....operators reporting 1954...	15	...	4	1	2	4	3	1	...
63 1950...	11	...	2	2	3	1	2	1	...
64 number 1954...	23	...	4	1	3	7	6	2	...
65 1950...	14	...	2	4	3	1	3	1	...
66 Share tenants.....number 1954...	4	...	2	...	1	...	1
67 1950...	5	...	2	2	...	1
68 Other tenants, not croppers nor share tenants.....number 1954...	19	...	2	1	2	7	5	2	...
69 1950...	9	2	3	...	3	1	...
70 Land in subunits not included in multiple units.....acres 1954...	208	...	43	5	18	118	18	6	...
1950...	210	...	25	61	42	47	25	10	...

¹Data for 1950 include reports for Bath, Highland, and Rockbridge Counties which were not included in the 1954 multiple-unit area. See text.

Economic Area Table 4.—MULTIPLE-UNIT OPERATIONS, BY ACRES OF CROPLAND HARVESTED: CENSUSES OF 1954 AND 1950—Continued

Item (For definitions and explanations, see text)	Areas 6 and C (part) ¹								
	Total	Acres of cropland harvested							
		None	Under 20 acres	20 to 29 acres	30 to 49 acres	50 to 99 acres	100 to 199 acres	200 to 499 acres	500 acres and over
1 Multiple-unit operations.....number 1954...	839	3	149	102	225	250	97	13	...
2 1950...	710	5	111	93	186	225	68	21	1
3 Subunits in multiple-unit operations.....total number 1954...	2,003	6	316	222	504	616	290	49	...
4 1950...	1,697	12	229	196	425	541	207	85	2
5 Home farms.....number 1954...	825	3	146	102	221	244	96	13	...
6 1950...	696	5	107	88	182	224	68	21	1
7 Cropper farms.....number 1954...	1,178	3	170	120	283	372	194	36	...
8 1950...	1,001	7	122	108	243	317	139	64	1
9 Land in multiple-unit operations....total acres 1954...	242,127	502	18,759	21,201	43,532	84,005	54,581	19,547	...
10 1950...	205,134	1,038	21,343	15,294	46,354	69,421	33,406	18,049	229
11 Home farms.....acres 1954...	215,697	498	17,048	19,518	38,438	72,447	50,583	17,165	...
12 1950...	174,782	347	17,099	12,884	39,015	61,570	29,363	14,280	224
13 Cropper farms.....acres 1954...	26,430	4	1,711	1,683	5,094	11,558	3,998	2,382	...
14 1950...	30,352	691	4,244	2,410	7,339	7,851	4,043	3,769	5
15 Cropland harvested.....total acres 1954...	47,190	...	1,624	2,504	8,809	17,487	12,964	3,802	...
16 1949...	42,292	...	1,406	2,257	7,366	15,551	8,904	6,280	528
17 Corn harvested for grain.....multiple units reporting 1954...	756	...	115	92	215	236	87	11	...
18 1949...	641	...	86	78	174	215	66	21	1
19 subunits reporting 1954...	1,257	...	142	129	332	421	202	31	...
20 1949...	1,126	...	111	112	284	401	154	62	2
21 acres 1954...	11,196	...	611	751	2,450	4,272	2,518	594	...
22 1949...	10,193	...	594	672	2,271	3,843	1,846	955	12
23 bushels 1954...	298,009	...	12,745	18,699	62,627	115,899	71,749	16,290	...
24 1949...	363,938	...	18,674	22,026	79,637	139,311	73,743	30,474	73
25 Cotton harvested.....multiple units reporting 1954...	11	3	5	3
26 1949...	13	...	2	...	5	4
27 subunits reporting 1954...	12	3	6	3
28 1949...	17	...	2	...	6	6	3
29 acres 1954...	22	4	12	6
30 1949...	34	...	2	...	12	15	5
31 bales 1954...	19	4	10	5
32 1949...	23	...	2	...	9	10	2
33 Tobacco harvested.....multiple units reporting 1954...	758	...	123	93	208	232	90	12	...
34 1949...	616	...	84	82	166	208	57	18	1
35 subunits reporting 1954...	1,362	...	172	135	340	457	216	42	...
36 1949...	1,041	...	104	117	270	364	131	53	2
37 acres 1954...	4,720	...	358	414	1,149	1,800	826	173	...
38 1949...	3,320	...	266	302	799	1,223	502	225	3
39 pounds 1954...	5,364,236	...	376,779	433,636	1,313,878	2,104,987	978,078	156,878	...
40 1949...	3,636,081	...	266,401	318,817	881,338	1,417,800	542,383	207,035	2,307
41 Peanuts harvested for picking or threshing.....multiple units reporting 1954...	54	...	4	8	14	17	11
42 1949...	44	...	5	4	6	20	9
43 subunits reporting 1954...	85	...	5	10	20	29	21
44 1949...	86	...	6	4	11	38	27
45 acres 1954...	770	...	12	40	144	283	291
46 1949...	955	...	35	23	100	441	356
47 pounds 1954...	812,796	...	9,910	32,917	149,629	313,521	306,819
48 1949...	1,247,790	...	32,660	25,530	129,525	599,509	460,566
49 Horses and/or mules....multiple units reporting 1954...	700	2	103	83	189	227	84	12	...
50 1950...	635	4	91	77	168	212	64	18	1
51 number 1954...	1,671	3	179	177	394	580	272	66	...
52 1950...	2,000	15	204	179	504	698	305	93	2
Landlord-tenant operations containing multiple units:									
53 All subunits including home farm.....number 1954...	2,280	7	361	268	555	684	340	65	...
54 1950...	1,966	22	287	217	483	617	238	99	3
55 Land in all subunits including home farm.....acres 1954...	250,817	561	19,704	22,441	45,180	85,626	56,602	20,703	...
56 1950...	218,859	1,588	24,365	16,057	48,339	72,006	35,669	20,601	234
57 Owned by operator of multiple unit.....acres 1954...	228,095	61	18,183	21,346	42,788	77,877	48,214	19,626	...
58 1950...	199,624	1,588	23,127	15,535	44,280	65,109	30,111	19,727	147
59 Rented by operator of multiple unit.....acres 1954...	22,722	500	1,521	1,095	2,392	7,749	8,388	1,077	...
60 1950...	19,235	...	1,238	522	4,059	6,897	5,558	874	87
61 Subunits not included in multiple units.....operators reporting 1954...	166	1	32	24	37	41	26	5	...
62 1950...	182	3	36	17	43	56	20	6	1
63 number 1954...	277	1	45	46	51	68	50	16	...
64 1950...	269	10	58	21	58	76	31	14	1
65 Share tenants.....number 1954...	237	...	41	34	41	62	45	14	...
66 1950...	119	2	29	9	21	41	11	6	...
67 Other tenants, not croppers nor share tenants.....number 1954...	40	1	4	12	10	6	5	2	...
68 1950...	150	8	29	12	37	35	20	8	1
69 Land in subunits not included in multiple units.....acres 1954...	8,690	59	945	1,240	1,648	1,621	2,021	1,156	...
70 1950...	13,725	550	3,022	763	1,985	2,585	2,263	2,552	5

¹Data for 1954 include reports for Chesterfield and Henrico Counties which were not included in the 1950 multiple-unit area; data for 1950 include reports for Amherst and Nelson Counties which were not included in the 1954 multiple-unit area. See text.

MULTIPLE-UNIT OPERATIONS

Economic Area Table 4.—MULTIPLE-UNIT OPERATIONS, BY ACRES OF CROPLAND HARVESTED: CENSUSES OF 1954 AND 1950—Continued

Item (For definitions and explanations, see text)	Area 7 ¹								
	Total	Acres of cropland harvested							
		None	Under 20 acres	20 to 29 acres	30 to 49 acres	50 to 99 acres	100 to 199 acres	200 to 499 acres	500 acres and over
1 Multiple-unit operations.....number 1954...	3,169	2	602	593	958	769	197	47	1
2 1950...	2,933	16	520	625	936	621	196	15	4
3 Subunits in multiple-unit operations.....total number 1954...	8,472	4	1,291	1,317	2,378	2,278	862	317	25
4 1950...	7,678	43	1,099	1,402	2,268	1,896	766	140	64
5 Home farms.....number 1954...	3,073	2	583	579	927	744	190	47	1
6 1950...	2,724	12	489	573	873	576	184	14	3
7 Cropper farms.....number 1954...	5,399	2	708	738	1,451	1,534	672	270	24
8 1950...	4,954	31	610	829	1,395	1,320	582	126	61
9 Land in multiple-unit operations...total acres 1954...	720,318	57	65,560	84,266	173,631	219,518	118,062	56,887	2,337
10 1950...	662,712	4,912	62,512	94,444	178,786	191,351	106,175	15,579	8,953
11 Home farms.....acres 1954...	595,108	8	55,427	71,786	144,605	180,426	93,271	48,564	1,021
12 1950...	499,607	1,717	48,081	71,707	139,990	142,964	78,715	11,813	4,620
13 Cropper farms.....acres 1954...	125,210	49	10,133	12,480	29,026	39,092	24,791	8,323	1,316
14 1950...	163,105	3,195	14,431	22,737	38,796	48,387	27,460	3,766	4,333
15 Cropland harvested.....total acres 1954...	148,908	...	7,650	14,522	36,606	51,138	25,484	12,628	880
16 1949...	132,376	...	6,953	15,304	35,656	41,735	25,700	4,354	2,674
17 Corn harvested for grain.....multiple units reporting 1954...	3,070	...	545	576	945	761	197	45	1
18 1949...	2,831	...	471	607	924	616	195	15	3
19 subunits reporting 1954...	6,283	...	745	939	1,816	1,813	722	223	25
20 1949...	6,003	...	683	1,081	1,845	1,571	646	119	58
21 acres 1954...	40,881	...	2,945	4,978	10,851	13,383	6,007	2,546	171
22 1949...	41,339	...	3,087	5,830	12,045	12,598	6,431	1,021	327
23 bushels 1954...	955,883	...	62,422	102,345	253,507	327,804	135,796	69,199	4,810
24 1949...	1,307,472	...	85,996	174,767	376,054	405,759	225,848	27,908	11,140
25 Cotton harvested.....multiple units reporting 1954...	267	...	40	38	69	82	31	7	...
26 1949...	213	...	23	28	61	66	33	2	...
27 subunits reporting 1954...	428	...	44	47	104	133	72	28	...
28 1949...	387	...	25	40	98	128	85	11	...
29 acres 1954...	1,358	...	86	106	309	463	259	135	...
30 1949...	1,881	...	58	126	377	673	580	67	...
31 bales 1954...	849	...	53	61	198	271	160	106	...
32 1949...	1,598	...	48	99	332	542	521	56	...
33 Tobacco harvested.....multiple units reporting 1954...	3,103	...	573	582	944	760	197	46	1
34 1949...	2,839	...	493	612	920	608	188	15	3
35 subunits reporting 1954...	6,935	...	856	1,041	1,998	1,981	756	278	25
36 1949...	6,241	...	789	1,137	1,899	1,594	634	128	60
37 acres 1954...	30,621	...	2,662	4,017	8,611	9,409	4,162	1,561	199
38 1949...	25,053	...	2,366	3,919	7,443	7,443	3,126	637	298
39 pounds 1954...	34,300,421	...	2,795,980	4,270,920	9,694,728	10,896,276	4,748,917	1,697,500	196,100
40 1949...	26,654,948	...	2,369,455	4,167,151	7,966,213	7,917,543	3,303,440	607,744	323,402
41 Peanuts harvested for picking or threshing.....multiple units reporting 1954...	43	...	5	5	14	15	4
42 1949...	31	...	3	5	6	11	6
43 subunits reporting 1954...	49	...	7	5	15	18	4
44 1949...	42	...	3	5	7	16	11
45 acres 1954...	183	...	12	19	52	85	15
46 1949...	217	...	5	17	43	84	68
47 pounds 1954...	107,241	...	4,880	12,434	33,684	48,230	8,013
48 1949...	142,633	...	8,197	13,312	24,280	49,076	47,768
49 Horses and/or mules...multiple units reporting 1954...	2,946	1	499	554	906	745	194	46	1
50 1950...	2,677	9	437	573	874	582	183	15	4
51 number 1954...	8,353	1	888	1,189	2,287	2,430	1,078	448	32
52 1950...	8,517	41	936	1,407	2,546	2,343	1,018	195	31
53 Landlord-tenant operations containing multiple units:									
54 All subunits including home farm.....number 1954...	9,403	5	1,520	1,434	2,565	2,508	984	362	25
55 1950...	8,822	64	1,321	1,553	2,533	2,208	916	157	70
56 Land in all subunits including home farm.....acres 1954...	760,885	120	76,679	87,426	181,283	228,498	124,992	59,550	2,337
57 1950...	745,894	9,885	79,786	100,214	191,651	213,523	124,482	16,262	10,091
58 Owned by operator of multiple unit...acres 1954...	648,876	120	71,523	76,006	150,352	188,752	106,357	53,429	2,337
59 1950...	646,685	7,960	72,637	83,566	161,257	185,456	111,703	14,015	10,091
60 Rented by operator of multiple unit.....acres 1954...	112,009	...	5,156	11,420	30,931	39,746	18,635	6,121	...
61 1950...	99,209	1,925	7,149	16,648	30,394	28,067	12,779	2,247	...
62 Subunits not included in multiple units.....operators reporting 1954...	563	1	142	88	133	125	54	20	...
63 1950...	649	8	119	104	186	154	70	7	1
64 number 1954...	931	1	229	117	187	230	122	45	...
65 1950...	1,144	21	222	151	265	312	150	17	6
66 Share tenants.....number 1954...	769	...	194	92	163	180	103	37	...
67 1950...	760	18	168	83	169	208	105	6	3
68 Other tenants, not croppers nor share tenants.....number 1954...	162	1	35	25	24	50	19	8	...
69 1950...	384	3	54	68	96	104	45	11	3
70 Land in subunits not included in multiple units.....acres 1954...	40,567	63	11,119	3,160	7,652	8,980	6,930	2,663	...
1950...	83,182	4,973	17,274	5,770	12,865	22,172	18,307	683	1,138

¹Exclusive of independent cities.

Economic Area Table 4.—MULTIPLE-UNIT OPERATIONS, BY ACRES OF CROPLAND HARVESTED: CENSUSES OF 1954 AND 1950—Continued

Item (For definitions and explanations, see text)	Area 10 ¹								
	Total	Acres of cropland harvested							
		None	Under 20 acres	20 to 29 acres	30 to 49 acres	50 to 99 acres	100 to 199 acres	200 to 499 acres	500 acres and over
1 Multiple-unit operations.....number 1954...	582	2	32	36	92	208	155	53	4
2 1950...	553	4	17	29	99	216	134	46	8
3 Subunits in multiple-unit operations.....total number 1954...	1,534	4	67	72	192	483	459	211	46
4 1950...	1,612	8	35	58	209	538	451	236	77
5 Home farms.....number 1954...	555	2	30	35	90	196	149	49	4
6 1950...	485	2	17	27	93	185	115	40	6
7 Cropper farms.....number 1954...	979	2	37	37	102	287	310	162	42
8 1950...	1,127	6	18	31	116	353	336	196	71
9 Land in multiple-unit operations....total acres 1954...	239,334	307	6,824	4,768	20,387	59,210	75,951	51,163	20,724
10 1950...	223,853	2,211	2,020	3,182	18,094	72,144	65,991	44,081	16,130
11 Home farms.....acres 1954...	186,917	299	6,242	3,709	16,790	45,881	59,081	38,645	16,270
12 1950...	158,193	1,850	1,542	2,344	13,611	54,998	47,930	28,016	7,902
13 Cropper farms.....acres 1954...	52,417	8	582	1,059	3,597	13,329	16,870	12,518	4,454
14 1950...	65,660	361	478	838	4,483	17,146	18,061	16,065	8,228
15 Cropland harvested.....total acres 1954...	58,283	...	396	905	3,602	14,951	21,187	14,967	2,275
16 1949...	57,659	...	192	690	3,864	15,285	18,191	13,250	6,187
17 Corn harvested for grain.....multiple units reporting 1954...	561	...	22	33	88	206	155	53	4
18 1949...	529	...	12	29	94	210	132	44	8
19 subunits reporting 1954...	1,196	...	28	40	133	383	394	178	40
20 1949...	1,239	...	15	32	146	423	369	191	63
21 acres 1954...	24,097	...	152	407	1,548	6,186	9,018	5,872	914
22 1949...	21,101	...	124	281	1,455	6,051	6,831	4,698	1,661
23 bushels 1954...	834,057	...	5,270	10,986	49,953	203,438	313,500	221,170	29,740
24 1949...	791,267	...	3,860	8,894	47,562	221,514	280,019	165,203	64,215
25 Cotton harvested.....multiple units reporting 1954...	334	...	9	19	46	129	96	32	3
26 1949...	364	...	8	20	60	138	100	34	4
27 subunits reporting 1954...	614	...	10	21	53	192	203	113	22
28 1949...	784	...	8	22	82	235	242	165	30
29 acres 1954...	3,098	...	28	71	204	891	930	805	169
30 1949...	4,318	...	23	100	400	1,177	1,314	1,093	211
31 bales 1954...	2,116	...	19	43	143	597	612	597	105
32 1949...	2,606	...	13	56	238	714	753	642	190
33 Tobacco harvested.....multiple units reporting 1954...	122	...	4	8	22	49	29	9	1
34 1949...	100	...	6	7	25	42	14	4	2
35 subunits reporting 1954...	220	...	5	8	30	82	63	14	18
36 1949...	164	...	6	7	34	68	24	7	18
37 acres 1954...	800	...	12	25	107	298	223	85	50
38 1949...	533	...	8	14	109	213	86	58	45
39 pounds 1954...	1,177,981	...	9,800	27,358	141,714	501,644	322,020	110,645	64,800
40 1949...	523,204	...	12,428	22,332	101,489	226,036	68,654	49,000	43,265
41 Peanuts harvested for picking or threshing.....multiple units reporting 1954...	558	...	23	34	83	206	155	53	4
42 1949...	539	...	15	29	97	212	134	44	8
43 subunits reporting 1954...	1,177	...	29	36	111	376	396	188	41
44 1949...	1,287	...	18	35	148	424	396	202	64
45 acres 1954...	18,118	...	127	312	1,079	4,796	6,812	4,308	684
46 1949...	22,403	...	108	280	1,635	6,418	7,689	4,303	1,970
47 pounds 1954...	26,131,149	...	184,102	392,522	1,448,866	6,734,276	10,094,907	6,522,726	753,750
48 1949...	28,054,591	...	118,583	324,781	2,138,284	8,249,329	9,163,337	5,642,221	2,418,056
49 Horses and/or mules....multiple units reporting 1954...	463	2	20	26	74	172	120	45	4
50 1950...	483	...	16	24	89	188	116	43	7
51 number 1954...	1,442	2	34	54	155	451	422	250	74
52 1950...	2,003	...	34	60	244	645	539	365	116
53 Landlord-tenant operations containing multiple units: All subunits including home farm.....number 1954...	2,096	6	103	105	257	627	619	301	78
54 1950...	2,202	12	55	74	283	740	590	329	119
55 Land in all subunits including home farm.....acres 1954...	276,239	481	9,320	6,916	23,127	66,370	85,530	56,912	27,583
56 1950...	276,946	3,260	2,812	3,873	23,409	91,265	77,963	51,703	22,661
57 Owned by operator of multiple unit...acres 1954...	215,326	481	9,035	6,905	22,673	56,577	65,958	46,523	7,174
58 1950...	245,035	3,260	2,520	3,836	22,162	83,408	63,866	45,394	20,589
59 Rented by operator of multiple unit.....acres 1954...	60,913	...	285	11	454	9,793	19,572	10,389	20,409
60 1950...	31,911	...	292	37	1,247	7,857	14,097	6,309	2,072
61 Subunits not included in multiple units.....operators reporting 1954...	242	2	17	18	33	75	63	30	4
62 1950...	252	2	12	11	41	88	62	28	8
63 number 1954...	562	2	36	33	65	144	160	90	32
64 1950...	590	4	20	16	74	202	139	93	42
65 Share tenants.....number 1954...	439	2	29	28	57	109	112	71	31
66 1950...	367	4	13	9	46	124	83	56	32
67 Other tenants, not croppers nor share tenants.....number 1954...	123	...	7	5	8	35	48	19	1
68 1950...	223	...	7	7	28	78	56	37	10
69 Land in subunits not included in multiple units.....acres 1954...	36,905	174	2,496	2,148	2,740	7,160	9,579	5,749	6,859
70 1950...	53,093	1,049	792	691	5,315	19,121	11,972	7,622	6,531

¹Exclusive of independent cities.

MULTIPLE-UNIT OPERATIONS

Economic Area Table 5.—MULTIPLE-UNIT OPERATIONS, BY NUMBER OF SUBUNITS: CENSUSES OF 1954 AND 1950

Item (For definitions and explanations, see text)	Total, selected areas ¹						
	Total	Number of subunits					
		2	3	4	5 to 9	10 to 19	20 and over
1 Multiple-unit operations.....number 1954...	6,701	4,765	1,204	425	283	22	2
2 1950...	5,466	3,855	1,006	338	237	27	3
3 Subunits in multiple-unit operations.....total number 1954...	16,790	9,530	3,612	1,700	1,629	274	45
4 1950...	13,837	7,710	3,018	1,352	1,348	301	108
5 Home farms.....number 1954...	6,538	4,658	1,169	412	275	22	2
6 1950...	5,150	3,649	935	318	223	23	2
7 Cropper farms.....number 1954...	10,252	4,872	2,443	1,288	1,354	252	43
8 1950...	8,687	4,061	2,083	1,034	1,125	278	106
9 Land in multiple-unit operations.....total acres 1954...	1,598,782	851,000	341,139	166,352	192,987	42,448	4,856
10 1950...	1,398,925	735,903	303,045	172,687	141,638	37,630	8,022
11 Home farms.....acres 1954...	1,363,851	744,240	291,429	136,807	152,327	35,944	3,104
12 1950...	1,108,922	610,472	236,564	139,930	100,368	19,230	2,358
13 Cropper farms.....acres 1954...	234,931	106,760	49,710	29,545	40,660	6,504	1,752
14 1950...	290,003	125,431	66,481	32,757	41,270	18,400	5,664
15 Cropland harvested.....total acres 1954...	333,024	180,422	72,371	35,467	36,712	6,669	1,383
16 1949...	284,517	154,655	61,366	27,792	30,465	8,278	1,961
17 Corn harvested for grain.....multiple units reporting 1954...	6,254	4,370	1,160	422	279	21	2
18 1949...	5,139	3,567	980	332	230	27	3
19 subunits reporting 1954...	11,513	6,367	2,495	1,226	1,173	210	42
20 1949...	10,124	5,519	2,232	1,019	1,016	241	97
21 acres 1954...	93,278	51,054	19,446	10,169	10,555	1,687	367
22 1949...	86,617	45,239	19,499	8,801	9,217	3,211	650
23 bushels 1954...	2,892,299	1,613,272	614,355	296,770	316,634	41,898	9,370
24 1949...	3,133,551	1,697,072	702,313	319,551	339,597	98,778	16,240
25 Cotton harvested.....multiple units reporting 1954...	612	382	119	55	50	5	1
26 1949...	590	329	126	65	59	10	1
27 subunits reporting 1954...	1,054	490	213	126	181	39	5
28 1949...	1,188	452	239	173	231	83	10
29 acres 1954...	4,478	2,081	805	514	790	273	15
30 1949...	6,233	2,334	1,213	866	1,305	468	47
31 bales 1954...	2,984	1,341	546	351	552	184	10
32 1949...	4,227	1,518	911	620	789	352	37
33 Tobacco harvested.....multiple units reporting 1954...	5,660	3,928	1,061	394	256	19	2
34 1949...	4,423	3,067	853	289	192	19	3
35 subunits reporting 1954...	11,075	5,825	2,461	1,305	1,219	222	43
36 1949...	8,751	4,716	1,991	897	878	174	95
37 acres 1954...	38,982	18,736	8,976	4,920	5,010	1,091	249
38 1949...	30,534	15,460	7,245	3,220	3,382	786	441
39 pounds 1954...	46,021,462	22,415,506	10,474,104	5,841,709	5,895,184	1,134,059	260,900
40 1949...	33,417,852	17,187,240	7,877,704	3,508,181	3,624,201	788,261	432,265
41 Peanuts harvested for picking or threshing.....multiple units reporting 1954...	655	451	116	44	40	3	1
42 1949...	614	363	138	56	46	10	1
43 subunits reporting 1954...	1,311	656	284	132	151	29	19
44 1949...	1,415	550	328	192	229	93	23
45 acres 1954...	19,071	9,890	4,194	1,980	2,376	391	240
46 1949...	23,575	8,639	5,966	3,189	3,716	1,722	343
47 pounds 1954...	27,051,186	14,158,165	6,061,182	2,725,828	3,420,161	492,800	193,050
48 1949...	29,445,014	11,122,463	6,912,606	4,119,123	4,190,273	2,607,361	493,188
49 Horses and/or mules.....multiple units reporting 1954...	5,743	3,957	1,092	407	263	22	2
50 1950...	4,854	3,352	932	315	225	27	3
51 number 1954...	15,413	8,641	3,155	1,549	1,626	379	63
52 1950...	15,559	8,764	3,328	1,475	1,486	433	73
53 Landlord-tenant operations containing multiple units:							
54 All subunits including home farm.....number 1954...	18,823	10,686	4,023	1,878	1,868	319	49
1950...	16,110	8,891	3,508	1,612	1,604	384	111
55 Land in all subunits including home farm.....acres 1954...	1,691,699	890,597	363,042	175,718	213,234	44,121	4,987
56 1950...	1,552,964	793,982	343,627	193,957	163,692	48,991	8,715
57 Owned by operator of multiple unit..acres 1954...	1,469,376	790,444	318,222	153,053	161,002	41,868	4,787
58 1950...	1,389,312	712,697	304,154	174,595	144,670	45,306	7,890
59 Rented by operator of multiple unit.....acres 1954...	222,323	100,153	44,820	22,665	52,232	2,253	200
60 1950...	163,652	81,285	39,473	19,362	19,022	3,685	825
61 Subunits not included in multiple units.....operators reporting 1954...	1,172	749	221	98	91	12	1
62 1950...	1,282	786	271	110	94	18	3
63 number 1954...	2,033	1,156	411	178	239	45	4
64 1950...	2,273	1,181	490	260	256	83	3
65 Share tenants.....number 1954...	1,621	909	323	142	202	41	4
66 1950...	1,338	650	310	165	163	47	3
67 Other tenants, not croppers nor share tenants.....number 1954...	412	247	88	36	37	4	...
68 1950...	935	531	180	95	93	36	...
69 Land in subunits not included in multiple units.....acres 1954...	92,917	39,597	21,903	9,366	20,247	1,673	131
70 1950...	154,039	58,079	40,582	21,270	22,054	11,361	693

¹Data for 1954 include reports for Chesterfield and Henrico Counties which were not included in the 1950 multiple-unit area; data for 1950 include reports for Amherst, Bath, Highland, Nelson, and Rockbridge Counties which were not included in the 1954 multiple-unit area. See text.

Economic Area Table 5.—MULTIPLE-UNIT OPERATIONS, BY NUMBER OF SUBUNITS: CENSUSES OF 1954 AND 1950—Continued

Item (For definitions and explanations, see text)		Area 1						
		Total	Number of subunits					
			2	3	4	5 to 9	10 to 19	20 and over
1	Multiple-unit operations.....number 1954...	424	332	65	18	9
2	1950...	277	217	37	13	10
3	Subunits in multiple-unit operations.....total number 1954...	979	664	195	72	48
4	1950...	650	434	111	52	53
5	Home farms.....number 1954...	416	324	65	18	9
6	1950...	270	212	36	12	10
7	Cropper farms.....number 1954...	563	340	130	54	39
8	1950...	380	222	75	40	43
9	Land in multiple-unit operations....total acres 1954...	74,162	46,024	16,966	5,093	6,079
10	1950...	53,019	35,361	7,769	3,676	6,213
11	Home farms.....acres 1954...	67,832	41,926	15,432	4,738	5,736
12	1950...	47,209	31,490	6,681	3,231	5,807
13	Cropper farms.....acres 1954...	6,330	4,098	1,534	355	343
14	1950...	5,810	3,871	1,088	445	406
15	Cropland harvested.....total acres 1954...	14,951	9,088	3,454	1,323	1,086
16	1949...	10,881	7,276	1,511	795	1,299
17	Corn harvested for grain.....multiple units reporting 1954...	383	294	62	18	9
18	1949...	248	189	36	13	10
19	subunits reporting 1954...	593	389	122	47	35
20	1949...	400	258	71	34	37
21	acres 1954...	3,967	2,490	873	371	233
22	1949...	3,233	2,126	536	319	252
23	bushels 1954...	188,440	110,917	43,933	20,895	12,695
24	1949...	154,854	93,038	26,854	19,507	15,455
25	Cotton harvested.....multiple units reporting 1954...
26	1949...
27	subunits reporting 1954...
28	1949...
29	acres 1954...
30	1949...
31	bales 1954...
32	1949...
33	Tobacco harvested.....multiple units reporting 1954...	380	292	61	18	9
34	1949...	238	183	34	12	9
35	subunits reporting 1954...	591	386	122	49	34
36	1949...	380	245	66	34	35
37	acres 1954...	621	392	137	50	42
38	1949...	424	284	68	37	35
39	pounds 1954...	1,146,340	730,987	244,699	90,534	80,120
40	1949...	707,022	457,896	114,919	72,489	61,718
41	Peanuts harvested for picking or threshing.....multiple units reporting 1954...
42	1949...
43	subunits reporting 1954...
44	1949...
45	acres 1954...
46	1949...
47	pounds 1954...
48	1949...
49	Horses and/or mules....multiple units reporting 1954...	353	270	60	15	8
50	1950...	224	173	32	11	8
51	number 1954...	895	658	146	46	45
52	1950...	662	459	107	43	53
53	Landlord-tenant operations containing multiple units: All subunits including home farm.....number 1954...	1,038	706	208	75	49
54	1950...	746	512	123	56	55
55	Land in all subunits including home farm.....acres 1954...	75,561	46,790	17,556	5,114	6,101
56	1950...	54,599	36,775	7,890	3,708	6,226
57	Owned by operator of multiple unit..acres 1954...	70,643	43,633	16,380	5,034	5,596
58	1950...	51,996	35,077	7,451	3,242	6,226
59	Rented by operator of multiple unit.....acres 1954...	4,918	3,157	1,176	80	505
60	1950...	2,603	1,698	439	466
61	Subunits not included in multiple units.....operators reporting 1954...	44	31	9	3	1
62	1950...	66	51	11	2	2
63	number 1954...	59	42	13	3	1
64	1950...	96	78	12	4	2
65	Share tenants.....number 1954...	49	32	13	3	1
66	1950...	35	31	2	...	2
67	Other tenants, not croppers nor share tenants.....number 1954...	10	10
68	1950...	61	47	10	4
69	Land in subunits not included in multiple units.....acres 1954...	1,399	766	590	21	22
70	1950...	1,580	1,414	121	32	13

MULTIPLE-UNIT OPERATIONS

Economic Area Table 5.—MULTIPLE-UNIT OPERATIONS, BY NUMBER OF SUBUNITS: CENSUSES OF 1954 AND 1950—Continued

Item (For definitions and explanations, see text)	Area 2 ¹						
	Total	Number of subunits					
		2	3	4	5 to 9	10 to 19	20 and over
1 Multiple-unit operations.....number 1954...	1,548	1,267	208	48	24	1	...
2 1950...	850	717	93	26	12	2	...
3 Subunits in multiple-unit operations.....total number 1954...	3,499	2,534	624	192	136	13	...
4 1950...	1,897	1,434	279	104	60	20	...
5 Home farms.....number 1954...	1,530	1,253	206	48	22	1	...
6 1950...	832	702	92	26	10	2	...
7 Cropper farms.....number 1954...	1,969	1,281	418	144	114	12	...
8 1950...	1,065	732	187	78	50	18	...
9 Land in multiple-unit operations....total acres 1954...	286,763	184,998	58,056	20,731	19,728	3,250	...
10 1950...	215,257	125,930	29,817	49,218	7,551	2,741	...
11 Home farms.....acres 1954...	266,548	172,327	53,690	19,010	18,478	3,043	...
12 1950...	195,861	112,802	26,918	47,857	6,256	2,028	...
13 Cropper farms.....acres 1954...	20,215	12,671	4,366	1,721	1,250	207	...
14 1950...	19,396	13,128	2,899	1,361	1,295	713	...
15 Cropland harvested.....total acres 1954...	56,875	36,821	10,965	4,498	4,114	477	...
16 1949...	33,650	24,559	5,245	1,973	1,417	456	...
17 Corn harvested for grain.....multiple units reporting 1954...	1,365	1,104	191	47	22	1	...
18 1949...	766	641	86	25	12	2	...
19 subunits reporting 1954...	2,026	1,436	359	129	89	13	...
20 1949...	1,174	877	166	61	54	16	...
21 acres 1954...	12,046	8,004	2,193	971	771	107	...
22 1949...	9,290	6,611	1,371	644	505	159	...
23 bushels 1954...	566,778	370,849	107,289	50,295	33,600	4,745	...
24 1949...	454,064	321,144	67,257	30,788	27,050	7,825	...
25 Cotton harvested.....multiple units reporting 1954...
26 1949...
27 subunits reporting 1954...
28 1949...
29 acres 1954...
30 1949...
31 bales 1954...
32 1949...
33 Tobacco harvested.....multiple units reporting 1954...	1,290	1,042	178	46	23	1	...
34 1949...	626	518	74	23	9	2	...
35 subunits reporting 1954...	1,956	1,359	339	141	105	12	...
36 1949...	920	674	139	63	36	8	...
37 acres 1954...	2,198	1,507	378	176	118	19	...
38 1949...	1,200	886	169	89	39	17	...
39 pounds 1954...	4,006,996	2,730,315	680,976	328,725	228,980	38,000	...
40 1949...	1,889,701	1,385,169	273,631	140,582	65,269	25,050	...
41 Peanuts harvested for picking or threshing.....multiple units reporting 1954...
42 1949...
43 subunits reporting 1954...
44 1949...
45 acres 1954...
46 1949...
47 pounds 1954...
48 1949...
49 Horses and/or mules....multiple units reporting 1954...	1,185	954	167	46	17	1	...
50 1950...	721	600	86	22	11	2	...
51 number 1954...	2,809	2,051	444	171	119	24	...
52 1950...	2,059	1,550	322	100	59	28	...
53 Landlord-tenant operations containing multiple units: All subunits including home farm.....number 1954...	3,680	2,665	649	199	154	13	...
54 1950...	2,057	1,544	302	122	68	21	...
55 Land in all subunits including home farm.....acres 1954...	291,911	188,423	59,341	20,914	19,983	3,250	...
56 1950...	217,506	127,883	29,877	49,405	7,591	2,750	...
57 Owned by operator of multiple unit..acres 1954...	272,050	180,032	55,213	18,930	14,625	3,250	...
58 1950...	208,148	121,627	28,857	48,258	6,656	2,750	...
59 Rented by operator of multiple unit.....acres 1954...	19,861	8,391	4,128	1,984	5,358
60 1950...	9,358	6,256	1,020	1,147	935
61 Subunits not included in multiple units.....operators reporting 1954...	142	106	22	7	7
62 1950...	122	93	19	7	2	1	...
63 number 1954...	181	131	25	7	18
64 1950...	160	110	23	18	8	1	...
65 Share tenants.....number 1954...	123	90	17	2	14
66 1950...	52	40	6	5	1
67 Other tenants, not croppers nor share tenants.....number 1954...	58	41	8	5	4
68 1950...	108	70	17	13	7	1	...
69 Land in subunits not included in multiple units.....acres 1954...	5,148	3,425	1,285	183	255
70 1950...	2,249	1,953	60	187	40	9	...

¹Exclusive of independent cities.

Economic Area Table 5.—MULTIPLE-UNIT OPERATIONS, BY NUMBER OF SUBUNITS: CENSUSES OF 1954 AND 1950—Continued

Item (For definitions and explanations, see text)	Areas 3 and A (part) ¹						
	Total	Number of subunits					
		2	3	4	5 to 9	10 to 19	20 and over
1 Multiple-unit operations.....number 1954...	139	122	15	...	2
2 1950...	143	128	14	...	1
3 Subunits in multiple-unit operations.....total number 1954...	303	244	45	...	14
4 1950...	303	256	42	...	5
5 Home farms.....number 1954...	139	122	15	...	2
6 1950...	143	128	14	...	1
7 Cropper farms.....number 1954...	164	122	30	...	12
8 1950...	160	128	28	...	4
9 Land in multiple-unit operations...total acres 1954...	36,078	28,105	6,173	...	1,800
10 1950...	38,950	32,980	4,870	...	1,100
11 Home farms.....acres 1954...	31,749	24,449	5,563	...	1,737
12 1950...	33,270	28,575	3,645	...	1,050
13 Cropper farms.....acres 1954...	4,329	3,656	610	...	63
14 1950...	5,680	4,405	1,225	...	50
15 Cropland harvested.....total acres 1954...	6,817	5,304	1,087	...	426
16 1949...	7,659	6,399	940	...	320
17 Corn harvested for grain.....multiple units reporting 1954...	119	104	14	...	1
18 1949...	124	109	14	...	1
19 subunits reporting 1954...	158	134	23	...	1
20 1949...	182	147	31	...	4
21 acres 1954...	1,091	903	180	...	8
22 1949...	1,461	1,099	240	...	122
23 bushels 1954...	49,132	40,802	7,978	...	352
24 1949...	61,956	49,441	9,515	...	3,000
25 Cotton harvested.....multiple units reporting 1954...
26 1949...
27 subunits reporting 1954...
28 1949...
29 acres 1954...
30 1949...
31 bales 1954...
32 1949...
33 Tobacco harvested.....multiple units reporting 1954...	7	6	1
34 1949...	4	3	1
35 subunits reporting 1954...	11	8	3
36 1949...	5	3	2
37 acres 1954...	22	6	16
38 1949...	4	3	1
39 pounds 1954...	25,488	7,600	17,888
40 1949...	6,896	4,100	2,796
41 Peanuts harvested for picking or threshing.....multiple units reporting 1954...
42 1949...
43 subunits reporting 1954...
44 1949...
45 acres 1954...
46 1949...
47 pounds 1954...
48 1949...
49 Horses and/or mules.....multiple units reporting 1954...	96	82	12	...	2
50 1950...	114	103	10	...	1
51 number 1954...	243	206	31	...	6
52 1950...	318	279	33	...	6
53 Landlord-tenant operations containing multiple units:							
54 All subunits including home farm.....number 1954...	326	259	53	...	14
55 1950...	317	269	43	...	5
56 Land in all subunits including home farm.....acres 1954...	36,286	28,270	6,216	...	1,800
57 1950...	39,160	33,172	4,888	...	1,100
58 Owned by operator of multiple unit.....acres 1954...	34,386	27,163	5,423	...	1,800
59 1950...	37,824	31,968	4,756	...	1,100
60 Rented by operator of multiple unit.....acres 1954...	1,900	1,107	793
61 1950...	1,336	1,204	132
62 Subunits not included in multiple units.....operators reporting 1954...	15	11	4
63 1950...	11	10	1
64 number 1954...	23	15	8
65 1950...	14	13	1
66 Share tenants.....number 1954...	4	3	1
67 1950...	5	4	1
68 Other tenants, not croppers nor share tenants.....number 1954...	19	12	7
69 1950...	9	9
70 Land in subunits not included in multiple units.....acres 1954...	208	165	43
1950...	210	192	18

¹Data for 1950 include reports for Bath, Highland, and Rockbridge Counties which were not included in the 1954 multiple-unit area. See text.

MULTIPLE-UNIT OPERATIONS

Economic Area Table 5.—MULTIPLE-UNIT OPERATIONS, BY NUMBER OF SUBUNITS: CENSUSES OF 1954 AND 1950—Continued

Item (For definitions and explanations, see text)	Areas 6 and C (part) ¹						
	Total	Number of subunits					
		2	3	4	5 to 9	10 to 19	20 and over
1 Multiple-unit operations.....number 1954...	839	629	155	28	25	2	...
2 1950...	710	534	114	40	20	2	...
3 Subunits in multiple-unit operations.....total number 1954...	2,003	1,258	465	112	146	22	...
4 1950...	1,697	1,068	342	160	106	21	...
5 Home farms.....number 1954...	825	618	153	27	25	2	...
6 1950...	696	520	114	40	20	2	...
7 Cropper farms.....number 1954...	1,178	640	312	85	121	20	...
8 1950...	1,001	548	228	120	86	19	...
9 Land in multiple-unit operations....total acres 1954...	242,127	145,996	49,885	19,610	22,244	4,392	...
10 1950...	205,134	128,484	42,426	18,482	13,229	2,513	...
11 Home farms.....acres 1954...	215,697	132,509	43,784	17,509	18,309	3,586	...
12 1950...	174,782	111,327	36,193	15,447	10,218	1,597	...
13 Cropper farms.....acres 1954...	26,430	13,487	6,101	2,101	3,935	806	...
14 1950...	30,352	17,157	6,233	3,035	3,011	916	...
15 Cropland harvested.....total acres 1954...	47,190	29,955	11,124	2,694	3,068	349	...
16 1949...	42,292	25,851	8,376	4,444	3,213	408	...
17 Corn harvested for grain.....multiple units reporting 1954...	756	555	147	28	24	2	...
18 1949...	641	473	108	38	20	2	...
19 subunits reporting 1954...	1,257	783	295	72	89	18	...
20 1949...	1,126	711	229	106	66	14	...
21 acres 1954...	11,196	7,135	2,466	713	768	114	...
22 1949...	10,193	6,311	2,088	1,022	661	111	...
23 bushels 1954...	298,009	184,013	68,743	20,958	21,500	2,795	...
24 1949...	363,938	226,089	74,313	37,855	22,836	2,845	...
25 Cotton harvested.....multiple units reporting 1954...	11	8	3
26 1949...	13	10	1	...	2
27 subunits reporting 1954...	12	8	4
28 1949...	17	12	2	...	3
29 acres 1954...	22	16	6
30 1949...	34	24	5	...	5
31 bales 1954...	19	13	6
32 1949...	23	16	5	...	2
33 Tobacco harvested.....multiple units reporting 1954...	758	557	147	27	25	2	...
34 1949...	616	454	103	38	19	2	...
35 subunits reporting 1954...	1,362	798	337	92	115	20	...
36 1949...	1,041	638	215	107	66	15	...
37 acres 1954...	4,720	2,704	1,161	333	426	96	...
38 1949...	3,320	1,980	675	366	229	70	...
39 pounds 1954...	5,364,236	3,047,101	1,287,645	420,750	479,356	129,384	...
40 1949...	3,636,081	2,221,181	736,647	365,708	230,380	82,165	...
41 Peanuts harvested for picking or threshing.....multiple units reporting 1954...	54	40	10	2	2
42 1949...	44	25	13	3	3	1	...
43 subunits reporting 1954...	85	57	23	2	3
44 1949...	86	37	26	5	10	8	...
45 acres 1954...	770	490	237	29	14
46 1949...	955	367	330	75	79	104	...
47 pounds 1954...	812,796	472,794	310,857	22,840	6,305
48 1949...	1,247,790	477,177	382,307	131,042	105,246	152,018	...
49 Horses and/or mules....multiple units reporting 1954...	700	504	145	26	23	2	...
50 1950...	635	469	107	38	19	2	...
51 number 1954...	1,671	1,052	401	78	111	29	...
52 1950...	2,000	1,236	407	185	152	20	...
53 Landlord-tenant operations containing multiple units:							
54 All subunits including home farm.....number 1954...	2,280	1,418	522	143	165	32	...
1950...	1,966	1,244	400	181	119	22	...
55 Land in all subunits including home farm.....acres 1954...	250,817	149,821	51,996	20,915	23,280	4,805	...
56 1950...	218,859	135,499	45,142	21,550	14,068	2,600	...
57 Owned by operator of multiple unit.....acres 1954...	228,095	134,798	49,712	17,839	20,941	4,805	...
58 1950...	199,624	123,422	40,226	21,080	12,298	2,598	...
59 Rented by operator of multiple unit.....acres 1954...	22,722	15,023	2,284	3,076	2,339
60 1950...	19,235	12,077	4,916	470	1,770	2	...
61 Subunits not included in multiple units.....operators reporting 1954...	166	112	33	11	8	2	...
62 1950...	182	122	40	14	5	1	...
63 number 1954...	277	160	57	31	19	10	...
64 1950...	269	176	58	21	13	1	...
65 Share tenants.....number 1954...	237	130	50	28	19	10	...
66 1950...	119	79	26	8	5	1	...
67 Other tenants, not croppers nor share tenants.....number 1954...	40	30	7	3
68 1950...	150	97	32	13	8
69 Land in subunits not included in multiple units.....acres 1954...	8,690	3,825	2,111	1,305	1,036	413	...
70 1950...	13,725	7,015	2,716	3,068	839	87	...

¹Data for 1954 include reports for Chesterfield and Henrico Counties which were not included in the 1950 multiple-unit area; data for 1950 include reports for Amherst and Nelson Counties which were not included in the 1954 multiple-unit area. See text.

Economic Area Table 5.—MULTIPLE-UNIT OPERATIONS, BY NUMBER OF SUBUNITS: CENSUSES OF 1954 AND 1950—Continued

Item (For definitions and explanations, see text)		Area 7 ¹						
		Total	Number of subunits					
			2	3	4	5 to 9	10 to 19	20 and over
1	Multiple-unit operations.....number 1954...	3,169	2,018	657	291	186	16	1
2	1950...	2,933	1,933	627	207	150	14	2
3	Subunits in multiple-unit operations.....total number 1954...	8,472	4,036	1,971	1,164	1,069	207	25
4	1950...	7,678	3,866	1,881	828	856	168	79
5	Home farms.....number 1954...	3,073	1,962	632	281	181	16	1
6	1950...	2,724	1,796	575	196	144	12	1
7	Cropper farms.....number 1954...	5,399	2,074	1,339	883	888	191	24
8	1950...	4,954	2,070	1,306	632	712	156	78
9	Land in multiple-unit operations....total acres 1954...	720,318	327,105	163,036	95,878	102,959	29,003	2,337
10	1950...	662,712	331,341	163,470	70,486	75,343	17,275	4,797
11	Home farms.....acres 1954...	595,108	277,655	135,985	78,505	77,352	24,590	1,021
12	1950...	499,607	262,782	122,520	50,980	52,740	10,570	15
13	Cropper farms.....acres 1954...	125,210	49,450	27,051	17,373	25,607	4,413	1,316
14	1950...	163,105	68,559	40,950	19,506	22,603	6,705	4,782
15	Cropland harvested.....total acres 1954...	148,908	69,134	33,614	20,837	20,021	4,422	880
16	1949...	132,376	68,204	31,990	14,057	14,009	3,037	1,079
17	Corn harvested for grain.....multiple units reporting 1954...	3,070	1,935	644	289	186	15	1
18	1949...	2,831	1,850	615	204	146	14	2
19	subunits reporting 1954...	6,283	3,024	1,449	843	792	150	25
20	1949...	6,003	3,043	1,450	644	662	129	75
21	acres 1954...	40,881	19,877	9,114	5,331	5,426	962	171
22	1949...	41,339	20,794	10,229	4,231	4,562	1,096	427
23	bushels 1954...	955,883	461,919	220,622	118,521	129,888	20,123	4,810
24	1949...	1,307,472	637,865	338,225	138,711	156,078	24,488	12,105
25	Cotton harvested.....multiple units reporting 1954...	267	166	50	26	23	2	...
26	1949...	213	125	47	19	19	3	...
27	subunits reporting 1954...	428	213	79	55	71	10	...
28	1949...	387	175	85	46	61	20	...
29	acres 1954...	1,358	665	222	159	268	44	...
30	1949...	1,881	812	418	274	286	91	...
31	bales 1954...	849	382	141	119	174	33	...
32	1949...	1,598	641	407	225	244	81	...
33	Tobacco harvested.....multiple units reporting 1954...	3,103	1,960	652	290	185	15	1
34	1949...	2,839	1,851	619	206	147	14	2
35	subunits reporting 1954...	6,935	3,186	1,614	996	925	189	25
36	1949...	6,241	3,082	1,529	675	727	150	78
37	acres 1954...	30,621	13,786	7,137	4,257	4,280	962	199
38	1949...	25,053	12,087	6,201	2,660	3,010	697	398
39	pounds 1954...	34,300,421	15,353,832	8,039,630	4,881,156	4,884,028	945,675	196,100
40	1949...	26,654,948	12,886,365	6,611,675	2,869,719	3,217,143	678,246	391,800
41	Peanuts harvested for picking or threshing.....multiple units reporting 1954...	43	36	4	2	1
42	1949...	31	24	5	2
43	subunits reporting 1954...	49	40	6	2	1
44	1949...	42	27	10	5
45	acres 1954...	183	155	18	6	4
46	1949...	217	122	60	35
47	pounds 1954...	107,241	88,366	13,450	2,225	3,200
48	1949...	142,633	80,219	48,370	14,044
49	Horses and/or mules....multiple units reporting 1954...	2,946	1,845	623	282	179	16	1
50	1950...	2,677	1,733	586	197	145	14	2
51	number 1954...	8,353	4,016	1,845	1,089	1,118	253	32
52	1950...	8,517	4,454	2,003	882	918	212	48
53	Landlord-tenant operations containing multiple units:							
54	All subunits including home farm.....number 1954...	9,403	4,545	2,167	1,257	1,182	227	25
55	1950...	8,822	4,452	2,173	941	988	187	81
56	Land in all subunits including home farm.....acres 1954...	760,885	343,143	173,499	100,709	111,491	29,706	2,337
57	1950...	745,894	364,600	188,488	78,548	90,537	18,281	5,440
58	Owned by operator of multiple unit..acres 1954...	648,876	289,544	149,861	86,340	92,881	27,913	2,337
59	1950...	646,685	312,970	162,652	68,159	80,599	16,865	5,440
60	Rented by operator of multiple unit.....acres 1954...	112,009	53,599	23,638	14,369	18,610	1,793	...
61	1950...	99,209	51,630	25,836	10,389	9,938	1,416	...
62	Subunits not included in multiple units.....operators reporting 1954...	563	333	113	59	50	8	...
63	1950...	649	377	153	54	55	8	2
64	number 1954...	931	509	196	93	113	20	...
65	1950...	1,144	586	292	113	132	19	2
66	Share tenants.....number 1954...	769	414	173	75	91	16	...
67	1950...	760	355	215	80	97	11	2
68	Other tenants, not croppers nor share tenants.....number 1954...	162	95	23	18	22	4	...
69	1950...	384	231	77	33	35	8	...
70	Land in subunits not included in multiple units.....acres 1954...	40,567	16,038	10,463	4,831	8,532	703	...
71	1950...	83,182	33,259	25,018	8,062	15,194	1,006	643

¹Exclusive of independent cities.

MULTIPLE-UNIT OPERATIONS

Economic Area Table 5.—MULTIPLE-UNIT OPERATIONS, BY NUMBER OF SUBUNITS: CENSUSES OF 1954 AND 1950—Continued

Item (For definitions and explanations, see text)	Area 10 ¹						
	Total	Number of subunits					
		2	3	4	5 to 9	10 to 19	20 and over
1 Multiple-unit operations.....number 1954...	582	397	104	40	37	3	1
2 1950...	553	326	121	52	44	9	1
3 Subunits in multiple-unit operations.....total number 1954...	1,534	794	312	160	216	32	20
4 1950...	1,612	652	363	208	268	92	29
5 Home farms.....number 1954...	555	379	98	38	36	3	1
6 1950...	485	291	104	44	38	7	1
7 Cropper farms.....number 1954...	979	415	214	122	180	29	19
8 1950...	1,127	361	259	164	230	85	28
9 Land in multiple-unit operations...total acres 1954...	239,334	118,772	47,023	25,040	40,177	5,803	2,519
10 1950...	223,853	81,807	54,693	30,825	38,202	15,101	3,225
11 Home farms.....acres 1954...	186,917	95,374	36,975	17,045	30,715	4,725	2,083
12 1950...	158,193	63,496	40,607	22,415	24,297	5,035	2,343
13 Cropper farms.....acres 1954...	52,417	23,398	10,048	7,995	9,462	1,078	436
14 1950...	65,660	18,311	14,086	8,410	13,905	10,066	882
15 Cropland harvested.....total acres 1954...	58,283	30,120	12,127	6,115	7,997	1,421	503
16 1949...	57,659	22,366	13,304	6,523	10,207	4,377	882
17 Corn harvested for grain.....multiple units reporting 1954...	561	378	102	40	37	3	1
18 1949...	529	305	121	52	41	9	1
19 subunits reporting 1954...	1,196	601	247	135	167	29	17
20 1949...	1,239	483	285	174	193	82	22
21 acres 1954...	24,097	12,645	4,620	2,783	3,349	504	196
22 1949...	21,101	8,298	5,035	2,585	3,115	1,845	223
23 bushels 1954...	834,057	444,772	165,790	86,101	118,599	14,235	4,560
24 1949...	791,267	329,495	186,149	92,690	115,178	63,620	4,135
25 Cotton harvested.....multiple units reporting 1954...	334	208	66	29	27	3	1
26 1949...	364	194	78	46	38	7	1
27 subunits reporting 1954...	614	269	130	71	110	29	5
28 1949...	784	265	152	127	167	63	10
29 acres 1954...	3,098	1,400	577	355	522	229	15
30 1949...	4,318	1,498	790	592	1,014	377	47
31 bales 1954...	2,116	946	399	232	378	151	10
32 1949...	2,606	861	499	395	543	271	37
33 Tobacco harvested.....multiple units reporting 1954...	122	71	22	13	14	1	1
34 1949...	100	58	22	10	8	1	1
35 subunits reporting 1954...	220	88	46	27	40	1	18
36 1949...	164	74	40	18	14	1	17
37 acres 1954...	800	341	147	104	144	14	50
38 1949...	533	220	131	68	69	2	43
39 pounds 1954...	1,177,981	545,671	203,266	120,544	222,700	21,000	64,800
40 1949...	523,204	232,529	138,036	59,683	49,691	2,800	40,465
41 Peanuts harvested for picking or threshing.....multiple units reporting 1954...	558	375	102	40	37	3	1
42 1949...	539	314	120	52	43	9	1
43 subunits reporting 1954...	1,177	559	255	128	187	29	19
44 1949...	1,287	486	292	182	219	85	23
45 acres 1954...	18,118	9,245	3,939	1,945	2,358	391	240
46 1949...	22,403	8,150	5,576	3,079	3,637	1,618	343
47 pounds 1954...	26,131,149	13,597,005	5,736,875	2,700,763	3,410,656	492,800	193,050
48 1949...	28,054,591	10,565,067	6,481,929	3,974,037	4,085,027	2,455,343	493,188
49 Horses and/or mules....multiple units reporting 1954...	463	302	85	38	34	3	1
50 1950...	483	111	274	41	47	9	1
51 number 1954...	1,442	658	288	165	227	73	31
52 1950...	2,003	786	456	265	298	173	25
53 Landlord-tenant operations containing multiple units: All subunits including home farm.....number 1954...	2,096	1,093	424	204	304	47	24
54 1950...	2,202	870	467	312	369	154	30
55 Land in all subunits including home farm.....acres 1954...	276,239	134,150	54,434	28,066	50,579	6,360	2,650
56 1950...	276,946	96,053	67,342	40,746	44,170	25,360	3,275
57 Owned by operator of multiple unit...acres 1954...	215,326	115,274	41,633	24,910	25,159	5,900	2,450
58 1950...	245,035	87,633	60,212	33,856	37,791	23,093	2,450
59 Rented by operator of multiple unit.....acres 1954...	60,913	18,876	12,801	3,156	25,420	460	200
60 1950...	31,911	8,420	7,130	6,890	6,379	2,267	825
61 Subunits not included in multiple units.....operators reporting 1954...	242	156	40	18	25	2	1
62 1950...	252	133	47	33	30	8	1
63 number 1954...	562	299	112	44	88	15	4
64 1950...	590	218	104	104	101	62	1
65 Share tenants.....number 1954...	439	240	69	34	77	15	4
66 1950...	367	141	60	72	58	35	1
67 Other tenants, not croppers nor share tenants.....number 1954...	123	59	43	10	11
68 1950...	223	77	44	32	43	27	...
69 Land in subunits not included in multiple units.....acres 1954...	36,905	15,378	7,411	3,026	10,402	557	131
70 1950...	53,093	14,246	12,649	9,921	5,968	10,259	50

¹Exclusive of independent cities.

Economic Area Table 6.—MULTIPLE UNIT OPERATIONS, BY KIND OF TENANT IN LANDLORD-TENANT OPERATION: CENSUSES OF 1954 AND 1950

Item (For definitions and explanations, see text)		Total, selected areas ¹				Area 1				
		Total	Kind of tenant in landlord-tenant operation			Total	Kind of tenant in landlord-tenant operation			
			Croppers only	Croppers, share, and/or other tenants only	Croppers and tenants other than share tenants only		Croppers only	Croppers, share, and/or other tenants only	Croppers and tenants other than share tenants only	
1	Multiple-unit operations.....number	1954...	6,701	5,529	976	196	424	380	38	6
2		1950...	5,466	4,184	752	530	277	211	25	41
3	Subunits in multiple-unit operations.....total number	1954...	16,790	13,538	2,710	542	979	873	94	12
4		1950...	13,837	10,218	2,272	1,347	650	495	56	99
5	Home farms.....number	1954...	6,538	5,407	937	194	416	372	38	6
6		1950...	5,150	3,962	683	505	270	205	24	41
7	Cropper farms.....number	1954...	10,252	8,131	1,773	348	563	501	56	6
8		1950...	8,687	6,296	1,589	842	380	290	32	58
9	Land in multiple-unit operations....total acres	1954...	1,598,782	1,138,186	396,684	63,912	74,162	62,883	10,039	1,240
10		1950...	1,398,925	900,707	342,725	155,493	53,019	36,866	8,834	7,319
11	Home farms.....acres	1954...	1,363,851	978,657	329,011	56,183	67,832	58,164	8,876	792
12		1950...	1,108,922	717,383	260,405	131,134	47,209	32,709	8,490	6,010
13	Cropper farms.....acres	1954...	234,931	159,529	67,673	7,729	6,330	4,719	1,163	448
14		1950...	290,003	183,324	82,320	24,399	5,810	4,157	344	1,309
15	Cropland harvested.....total acres	1954...	333,024	256,378	63,276	13,370	14,951	13,129	1,588	234
16		1949...	284,517	198,264	54,969	31,284	10,881	8,216	1,457	1,208
17	Corn harvested for grain.....multiple units reporting	1954...	6,254	5,174	900	180	383	343	34	6
18		1949...	5,139	3,950	700	489	248	193	19	36
19	subunits reporting	1954...	11,513	9,270	1,876	367	593	527	59	7
20		1949...	10,124	7,562	1,610	952	400	318	28	54
21	acres	1954...	93,278	70,159	19,555	3,564	3,967	3,505	408	54
22		1949...	86,617	61,387	16,978	8,252	3,233	2,593	242	398
23	bushels	1954...	2,892,299	2,201,814	579,562	110,923	188,440	166,837	18,968	2,635
24		1949...	3,133,551	2,222,948	596,261	314,342	154,854	123,074	11,378	20,402
25	Cotton harvested.....multiple units reporting	1954...	612	418	171	23
26		1949...	590	343	174	73
27	subunits reporting	1954...	1,054	689	332	33
28		1949...	1,188	649	401	138
29	acres	1954...	4,478	2,491	1,797	190
30		1949...	6,233	3,097	2,352	784
31	bales	1954...	2,984	1,629	1,229	126
32		1949...	4,227	2,168	1,568	491
33	Tobacco harvested.....multiple units reporting	1954...	5,660	4,769	757	134	380	344	34	2
34		1949...	4,423	3,456	559	408	238	184	22	32
35	subunits reporting	1954...	11,075	9,167	1,602	306	591	533	56	2
36		1949...	8,751	6,759	1,231	761	380	291	33	56
37	acres	1954...	38,982	31,364	6,432	1,186	621	558	60	3
38		1949...	30,534	23,115	4,915	2,504	424	318	45	61
39	pounds	1954...	46,021,462	37,224,662	7,491,138	1,305,662	1,146,340	1,032,683	109,007	4,650
40		1949...	33,417,852	25,508,329	5,117,512	2,792,011	707,022	537,264	63,105	106,653
41	Peanuts harvested for picking or threshing.....multiple units reporting	1954...	655	399	229	27
42		1949...	614	341	193	80
43	subunits reporting	1954...	1,311	747	514	50
44		1949...	1,415	744	507	164
45	acres	1954...	19,071	10,811	7,351	909
46		1949...	23,575	11,621	9,407	2,547
47	pounds	1954...	27,051,186	15,841,132	9,759,041	1,451,013
48		1949...	29,445,014	14,853,483	11,580,326	3,041,205
49	Horses and/or mules....multiple units reporting	1954...	5,743	4,773	815	155	353	316	32	5
50		1950...	4,854	3,754	643	457	224	173	19	32
51	number	1954...	15,413	12,145	2,740	528	895	773	87	35
52		1950...	15,559	11,156	2,864	1,539	662	525	50	87
53	Landlord-tenant operations containing multiple units:									
54	All subunits including home farm.....number	1954...	18,823	13,538	4,498	787	1,038	873	144	21
55		1950...	16,110	10,218	3,871	2,021	746	495	105	146
56	Land in all subunits including home farm.....acres	1954...	1,691,699	1,138,186	484,049	69,464	75,561	62,883	11,278	1,400
57		1950...	1,552,964	900,707	481,491	170,766	54,599	36,866	10,066	7,667
58	Owned by operator of multiple unit.....acres	1954...	1,469,376	989,622	416,890	62,864	70,643	58,410	10,833	1,400
59		1950...	1,389,312	784,637	442,457	162,218	51,996	34,381	9,983	7,632
60	Rented by operator of multiple unit.....acres	1954...	222,323	148,564	67,159	6,600	4,918	4,473	445	...
61		1950...	163,652	116,070	39,034	8,548	2,603	2,485	83	35
62	Subunits not included in multiple units.....operators reporting	1954...	1,172	...	976	196	44	...	38	6
63		1950...	1,282	...	752	530	66	...	25	41
64	number	1954...	2,033	...	1,788	245	59	...	50	9
65		1950...	2,273	...	1,599	674	96	...	49	47
66	Share tenants.....number	1954...	1,621	...	1,621	...	49	...	49	...
67		1950...	1,338	...	1,338	...	35	...	35	...
68	Other tenants, not croppers nor share tenants.....number	1954...	412	...	167	245	10	...	1	9
69		1950...	935	...	261	674	61	...	14	47
70	Land in subunits not included in multiple units.....acres	1954...	92,917	...	87,365	5,552	1,399	...	1,239	160
		1950...	154,039	...	138,766	15,273	1,580	...	1,232	348

¹Data for 1954 include reports for Chesterfield and Henrico Counties which were not included in the 1950 multiple-unit area; data for 1950 include reports for Amherst, Bath, Highland, Nelson, and Rookbridge Counties which were not included in the 1954 multiple-unit area. See text.

MULTIPLE-UNIT OPERATIONS

Economic Area Table 6.—MULTIPLE-UNIT OPERATIONS, BY KIND OF TENANT IN LANDLORD-TENANT OPERATION:
CENSUSES OF 1954 AND 1950—Continued

Item (For definitions and explanations, see text)		Area 2 ¹				Areas 3 and A (part) ²			
		Total	Kind of tenant in landlord-tenant operation			Total	Kind of tenant in landlord-tenant operation		
			Croppers only	Croppers, share, and/or other tenants only	Croppers and tenants other than share tenants only		Croppers only	Croppers, share, and/or other tenants only	Croppers and tenants other than share tenants only
1 Multiple-unit operations.....number	1954...	1,548	1,406	101	41	139	124	4	11
2	1950...	850	728	37	85	143	132	3	8
3 Subunits in multiple-unit operations.....total number	1954...	3,499	3,153	244	102	303	269	9	25
4	1950...	1,897	1,610	84	203	303	272	15	16
5 Home farms.....number	1954...	1,530	1,389	100	41	139	124	4	11
6	1950...	832	715	36	81	143	129	6	8
7 Cropper farms.....number	1954...	1,969	1,764	144	61	164	145	5	14
8	1950...	1,065	895	48	122	160	143	9	8
9 Land in multiple-unit operations....total acres	1954...	286,763	253,344	22,185	11,234	36,078	30,557	1,050	4,471
10	1950...	215,257	143,623	44,989	26,645	38,950	34,646	1,782	2,522
11 Home farms.....acres	1954...	266,548	235,897	20,286	10,365	31,749	26,483	992	4,274
12	1950...	195,861	127,502	43,910	24,449	33,270	29,660	1,654	1,956
13 Cropper farms.....acres	1954...	20,215	17,447	1,899	869	4,329	4,074	38	197
14	1950...	19,396	16,121	1,079	2,196	5,680	4,986	128	566
15 Cropland harvested.....total acres	1954...	56,875	50,644	4,238	1,993	6,817	5,856	185	776
16	1949...	33,650	27,533	1,814	4,303	7,659	6,623	201	835
17 Corn harvested for grain.....multiple units reporting	1954...	1,365	1,239	89	37	119	106	4	9
18	1949...	766	658	34	74	124	113	3	8
19 subunits reporting	1954...	2,026	1,811	153	62	158	140	6	12
20	1949...	1,174	995	52	127	182	159	10	13
21 acres	1954...	12,046	10,829	822	395	1,091	963	48	80
22	1949...	9,290	7,721	453	1,116	1,461	1,276	74	111
23 bushels	1954...	566,778	511,694	37,321	17,763	49,132	43,367	2,565	3,200
24	1949...	454,064	372,399	23,758	57,907	61,956	52,598	2,810	6,548
25 Cotton harvested.....multiple units reporting	1954...
26	1949...
27 subunits reporting	1954...
28	1949...
29 acres	1954...
30	1949...
31 bales	1954...
32	1949...
33 Tobacco harvested.....multiple units reporting	1954...	1,290	1,183	76	31	7	7
34	1949...	626	536	29	61	4	3	1	...
35 subunits reporting	1954...	1,956	1,768	134	54	11	11
36	1949...	920	766	47	107	5	2
37 acres	1954...	2,198	1,974	160	64	22	3
38	1949...	1,200	1,003	52	145	4	3	1	...
39 pounds	1954...	4,006,996	3,604,786	289,661	112,549	25,488	25,488
40	1949...	1,889,701	1,554,323	95,300	240,078	6,896	4,100	2,796	...
41 Peanuts harvested for picking or threshing.....multiple units reporting	1954...
42	1949...
43 subunits reporting	1954...
44	1949...
45 acres	1954...
46	1949...
47 pounds	1954...
48	1949...
49 Horses and/or mules....multiple units reporting	1954...	1,185	1,079	75	31	96	86	4	6
50	1950...	721	617	30	74	114	104	5	5
51 number	1954...	2,809	2,515	209	85	243	219	10	14
52	1950...	2,059	1,696	108	255	318	289	10	19
53 Landlord-tenant operations containing multiple units:									
54 All subunits including home farm.....number	1954...	3,680	3,153	380	147	326	269	14	43
55	1950...	2,057	1,610	138	309	317	272	20	25
56 Land in all subunits including home farm.....acres	1954...	291,911	253,344	26,156	12,411	36,286	30,557	1,087	4,642
57	1950...	217,506	143,623	46,255	27,628	39,160	34,646	1,863	2,651
58 Owned by operator of multiple unit.....acres	1954...	272,050	236,437	23,802	11,811	34,386	28,657	1,087	4,642
59	1950...	208,148	135,989	45,554	26,605	37,824	33,829	1,863	2,132
60 Rented by operator of multiple unit.....acres	1954...	19,861	16,907	2,354	600	1,900	1,900
61	1950...	9,358	7,634	701	1,023	1,336	817	...	519
62 Subunits not included in multiple units.....operators reporting	1954...	142	...	101	41	15	...	4	11
63	1950...	122	...	37	85	11	...	3	8
64 number	1954...	181	...	136	45	23	...	5	18
65	1950...	160	...	54	106	14	...	5	9
66 Share tenants.....number	1954...	123	...	123	...	4	...	4	...
67	1950...	52	...	52	...	5	...	5	...
68 Other tenants, not croppers nor share tenants.....number	1954...	58	...	13	45	19	...	1	18
69	1950...	108	...	2	106	9	9
70 Land in subunits not included in multiple units.....acres	1954...	5,148	...	3,971	1,177	208	...	37	171
	1950...	2,249	...	1,266	983	210	...	81	129

¹Exclusive of independent cities. ²Data for 1950 include reports for Bath, Highland, and Rockbridge Counties which were not included in the 1954 multiple-unit area. See text.

Economic Area Table 6.—MULTIPLE-UNIT OPERATIONS, BY KIND OF TENANT IN LANDLORD-TENANT OPERATION: CENSUSES OF 1954 AND 1950—Continued

Item (For definitions and explanations, see text)	Areas 6 and C (part) ¹					Area 7 ²			
	Total	Kind of tenant in landlord-tenant operation			Total	Kind of tenant in landlord-tenant operation			
		Croppers only	Croppers, share, and/or other tenants only	Croppers and tenants other than share tenants only		Croppers only	Croppers, share, and/or other tenants only	Croppers and tenants other than share tenants only	
1 Multiple-unit operations.....number 1954...	839	673	144	22	3,169	2,606	475	88	
2 1950...	710	528	85	97	2,933	2,284	419	230	
3 Subunits in multiple-unit operations.....total number 1954...	2,003	1,565	392	46	8,472	6,832	1,349	291	
4 1950...	1,697	1,237	222	238	7,678	5,813	1,275	590	
5 Home farms.....number 1954...	825	662	141	22	3,073	2,532	455	86	
6 1950...	696	516	84	96	2,724	2,133	375	216	
7 Cropper farms.....number 1954...	1,178	903	251	24	5,399	4,300	894	205	
8 1950...	1,001	721	138	142	4,954	3,680	900	374	
9 Land in multiple-unit operations...total acres 1954...	242,127	162,272	72,525	7,330	720,318	534,380	158,207	27,731	
10 1950...	205,134	141,848	30,944	32,342	662,712	458,893	146,520	57,299	
11 Home farms.....acres 1954...	215,697	145,465	63,542	6,690	595,108	439,559	131,672	23,877	
12 1950...	174,782	120,299	25,450	29,033	499,607	348,103	105,501	46,003	
13 Cropper farms.....acres 1954...	26,430	16,807	8,983	640	125,210	94,821	26,535	3,854	
14 1950...	30,352	21,549	5,494	3,309	163,105	110,790	41,019	11,296	
15 Cropland harvested.....total acres 1954...	47,190	36,992	8,822	1,376	148,908	118,799	24,152	5,957	
16 1949...	42,292	30,922	4,643	6,727	132,376	98,500	23,208	10,668	
17 Corn harvested for grain.....multiple units reporting 1954...	756	615	122	19	3,070	2,537	450	83	
18 1949...	641	480	71	90	2,831	2,215	399	217	
19 subunits reporting 1954...	1,257	1,005	224	28	6,283	5,116	956	211	
20 1949...	1,126	851	122	153	6,003	4,613	931	459	
21 acres 1954...	11,196	8,745	2,137	314	40,881	33,174	6,140	1,567	
22 1949...	10,193	7,855	926	1,412	41,339	31,282	6,861	3,196	
23 bushels 1954...	298,009	232,341	57,388	8,280	955,883	782,512	135,062	38,309	
24 1949...	363,938	280,750	34,672	48,516	1,307,472	991,004	205,047	111,421	
25 Cotton harvested.....multiple units reporting 1954...	11	8	2	1	267	219	41	7	
26 1949...	13	7	3	3	213	149	36	28	
27 subunits reporting 1954...	12	9	2	1	428	340	79	9	
28 1949...	17	9	4	4	387	271	68	48	
29 acres 1954...	22	17	3	2	1,358	1,024	285	49	
30 1949...	34	20	6	8	1,881	1,288	390	203	
31 bales 1954...	19	14	3	2	849	641	181	27	
32 1949...	23	14	3	6	1,598	1,073	342	183	
33 Tobacco harvested.....multiple units reporting 1954...	758	610	131	17	3,103	2,562	460	81	
34 1949...	616	467	70	79	2,839	2,215	404	220	
35 subunits reporting 1954...	1,362	1,075	264	23	6,935	5,676	1,037	222	
36 1949...	1,041	797	126	118	6,241	4,818	966	457	
37 acres 1954...	4,720	3,613	1,020	87	30,621	24,842	4,762	1,017	
38 1949...	3,320	2,501	437	382	25,053	19,035	4,204	1,814	
39 pounds 1954...	5,364,236	4,057,544	1,202,392	104,300	34,300,421	27,959,557	5,275,451	1,065,413	
40 1949...	3,636,081	2,776,079	447,296	412,706	26,654,948	20,388,126	4,331,146	1,935,676	
41 Peanuts harvested for picking or threshing.....multiple units reporting 1954...	54	41	12	1	43	28	14	1	
42 1949...	44	29	7	8	31	18	9	4	
43 subunits reporting 1954...	85	63	21	1	49	32	15	2	
44 1949...	86	63	7	16	42	23	13	6	
45 acres 1954...	770	618	146	6	183	117	63	3	
46 1949...	955	732	51	172	217	124	69	24	
47 pounds 1954...	812,796	676,591	128,320	7,885	107,241	68,879	35,162	3,200	
48 1949...	1,247,790	946,238	50,063	251,489	142,633	82,268	38,945	21,420	
49 Horses and/or mules...multiple units reporting 1954...	700	567	118	15	2,946	2,456	411	79	
50 1950...	635	482	69	84	2,677	2,113	361	203	
51 number 1954...	1,671	1,290	347	34	8,353	6,674	1,375	304	
52 1950...	2,000	1,424	295	281	8,517	6,320	1,519	678	
53 Landlord-tenant operations containing multiple units: All subunits including home farm.....number 1954...	2,280	1,565	646	69	9,403	6,832	2,169	402	
54 1950...	1,966	1,237	360	369	8,822	5,813	2,140	869	
55 Land in all subunits including home farm.....acres 1954...	250,817	162,272	80,704	7,841	760,885	534,380	196,582	29,923	
56 1950...	218,859	141,848	41,110	35,901	745,894	458,893	222,155	64,846	
57 Owned by operator of multiple unit..acres 1954...	228,095	147,720	75,120	5,255	648,876	445,621	176,220	27,035	
58 1950...	199,624	129,188	36,465	33,971	646,685	381,887	203,476	61,322	
59 Rented by operator of multiple unit.....acres 1954...	22,722	14,552	5,584	2,586	112,009	88,759	20,362	2,888	
60 1950...	19,235	12,660	4,645	1,930	99,209	77,006	18,679	3,524	
61 Subunits not included in multiple units.....operators reporting 1954...	166	...	144	22	563	...	475	88	
62 1950...	182	...	85	97	649	...	419	230	
63 number 1954...	277	...	254	23	931	...	820	111	
64 1950...	269	...	138	131	1,144	...	865	279	
65 Share tenants.....number 1954...	237	...	237	...	769	...	769	...	
66 1950...	119	...	119	...	760	...	760	...	
67 Other tenants, not croppers nor share tenants.....number 1954...	40	...	17	23	162	...	51	111	
68 1950...	150	...	19	131	384	...	105	279	
69 Land in subunits not included in multiple units.....acres 1954...	8,690	...	8,179	511	40,567	...	38,375	2,192	
70 1950...	13,725	...	10,166	3,559	83,182	...	75,635	7,547	

¹Data for 1954 include reports for Chesterfield and Henrico Counties which were not included in the 1950 multiple-unit area; data for 1950 include reports for Amherst and Nelson Counties which were not included in the 1954 multiple-unit area. See text. ²Exclusive of independent cities.

MULTIPLE-UNIT OPERATIONS

Economic Area Table 6.—MULTIPLE-UNIT OPERATIONS, BY KIND OF TENANT IN LANDLORD-TENANT OPERATION:
CENSUSES OF 1954 AND 1950—Continued

Item (For definitions and explanations, see text)	Total	Area 10 ¹		
		Kind of tenant in landlord-tenant operation		
		Croppers only	Croppers, share, and/or other tenants only	Croppers and tenants other than share tenants only
1 Multiple-unit operations.....number 1954...	582	340	214	28
2 1950...	553	301	183	69
3 Subunits in multiple-unit operations.....total number 1954...	1,534	846	622	66
4 1950...	1,612	791	620	201
5 Home farms.....number 1954...	555	328	199	28
6 1950...	485	264	158	63
7 Cropper farms.....number 1954...	979	518	423	38
8 1950...	1,127	527	462	138
9 Land in multiple-unit operations...total acres 1954...	239,334	94,750	132,678	11,906
10 1950...	223,853	84,831	109,656	29,366
11 Home farms.....acres 1954...	186,917	73,089	103,643	10,185
12 1950...	158,193	59,110	75,400	23,683
13 Cropper farms.....acres 1954...	52,417	21,661	29,035	1,721
14 1950...	65,660	25,721	34,256	5,683
15 Cropland harvested.....total acres 1954...	58,283	30,958	24,291	3,034
16 1949...	57,659	26,470	23,646	7,543
17 Corn harvested for grain.....multiple units reporting 1954...	561	334	201	26
18 1949...	529	291	174	64
19 subunits reporting 1954...	1,196	671	478	47
20 1949...	1,239	626	467	146
21 acres 1954...	24,097	12,943	10,000	1,154
22 1949...	21,101	10,660	8,422	2,019
23 bushels 1954...	834,057	465,063	328,258	40,736
24 1949...	791,267	403,123	318,596	69,548
25 Cotton harvested.....multiple units reporting 1954...	334	191	128	15
26 1949...	364	187	135	42
27 subunits reporting 1954...	614	340	251	23
28 1949...	784	369	329	86
29 acres 1954...	3,098	1,450	1,509	139
30 1949...	4,318	1,789	1,956	573
31 bales 1954...	2,116	974	1,045	97
32 1949...	2,606	1,081	1,223	302
33 Tobacco harvested..... multiple units reporting 1954...	122	63	56	3
34 1949...	100	51	33	16
35 subunits reporting 1954...	220	104	111	5
36 1949...	164	84	57	23
37 acres 1954...	800	355	430	15
38 1949...	533	255	176	102
39 pounds 1954...	1,177,981	544,604	614,627	18,750
40 1949...	523,204	248,437	177,869	96,898
41 Peanuts harvested for picking or threshing.....multiple units reporting 1954...	558	330	203	25
42 1949...	539	294	177	68
43 subunits reporting 1954...	1,177	652	478	47
44 1949...	1,287	658	487	142
45 acres 1954...	18,118	10,076	7,142	900
46 1949...	22,403	10,765	9,287	2,351
47 pounds 1954...	26,131,149	15,095,662	9,595,559	1,439,928
48 1949...	28,054,591	13,824,977	11,461,318	2,768,296
49 Horses and/or mules...multiple units reporting 1954...	463	269	175	19
50 1950...	483	265	159	59
51 number 1954...	1,442	674	712	56
52 1950...	2,003	902	882	219
53 Landlord-tenant operations containing multiple units: All subunits including home farm.....number 1954...	2,096	846	1,145	105
54 1950...	2,202	791	1,108	303
55 Land in all subunits including home farm.....acres 1954...	276,239	94,750	168,242	13,247
56 1950...	276,946	84,831	160,042	32,073
57 Owned by operator of multiple unit..acres 1954...	215,326	72,777	129,828	12,721
58 1950...	245,035	69,363	145,116	30,556
59 Rented by operator of multiple unit.....acres 1954...	60,913	21,973	38,414	526
60 1950...	31,911	15,468	14,926	1,517
61 Subunits not included in multiple units.....operators reporting 1954...	242	...	214	28
62 1950...	252	...	183	69
63 number 1954...	562	...	523	39
64 1950...	590	...	488	102
65 Share tenants.....number 1954...	439	...	439	...
66 1950...	367	...	367	...
67 Other tenants, not croppers nor share tenants.....number 1954...	123	...	84	39
68 1950...	223	...	121	102
69 Land in subunits not included in multiple units.....acres 1954...	36,905	...	35,564	1,341
70 1950...	53,093	...	50,386	2,707

¹Exclusive of independent cities.

APPENDIX

	Page
1954 Agriculture Questionnaire (A1).....	778
<p>A reduced facsimile of the questionnaire for the States of Alabama and Mississippi which is typical of the agriculture questionnaires used in the multiple-unit area. There was no one questionnaire (A1) which included all the crops specified on the Landlord-Tenant Operations Questionnaire (A3).</p>	
1954 Landlord-Tenant Operations Questionnaire (A3).....	782
Excerpts from the Enumerator's Instruction Book.....	783
<p>Facsimiles of the pages of the Enumerator's Instruction Book pertaining to the filling of the Landlord-Tenant Operations Questionnaire. These include a list of the States and counties in the multiple-unit area.</p>	

(777)

MULTIPLE-UNIT OPERATIONS

This inquiry is authorized by Act of Congress (16 Stat. 21; 13 USC 201-218) which requires that you file a report. Your report is accorded confidential treatment, subject to the provisions of law.

FORM A1 U. S. DEPARTMENT OF COMMERCE—BUREAU OF THE CENSUS WASHINGTON
CENSUS OF AGRICULTURE QUESTIONNAIRE 1954

Section I.—PERSON NOW IN CHARGE
 (If a member of the family or anyone else fills this questionnaire for the person in charge, please be sure that all the information is given FOR the PERSON IN CHARGE.)

1. What is your name? (First) (Middle) (Last)
 2. What is your address? (Route or street number) (Post Office) (State)
 3. What is your race? (a) White (b) Negro (c) Other; What race?

Section II.—OWNERSHIP, RENTAL AGREEMENT, AND LOCATION OF LAND

OWNED LAND:
 4. How many acres of land do you OWN? (If you own more than one tract of land, INCLUDE ALL LAND OWNED. Include not only cropland but also pastureland, woodland, wasteland, etc.)
 If no land is owned, check the square for "None" above.

LAND RENTED FROM OTHERS:
 6. How many acres of land do you RENT FROM others, including any worked on shares? (Include any separate fields, meadows, pastureland, woodland, wasteland, etc. Also include land used by you rent free.)
 If "None," check and skip to question [9].
 (a) Give the following information for each landlord:

Name and address of landlord (or employer if the place is operated by a hired manager)	How many acres are rented from each landlord?
(Name) (Post Office) (State) (Acres)	
(Name) (Post Office) (State) (Acres)	

(List additional names under REMARKS. Total acres for all landlords must equal total for question 6.)

7. Does the landlord furnish ALL the work animals or tractor power (as a part of his share in the operation of this place)?
 8. (a) Do you pay to your landlord any cash as rent? (b) Do you pay to your landlord any share of the crops? (c) Do you pay to your landlord any share of the livestock or livestock products? (d) Do you have this land under any other arrangement?

LAND MANAGED FOR OTHERS:
 [9] How many acres do you operate for others as a HIRER MANAGER? (Enter the name and address of the employer under question 6 (a).)

LAND RENTED TO OTHERS:
 10. How many acres are RENTED TO others, including land worked on shares by croppers or tenants? (Include any separate fields rented to others. Land worked by members of your household with your equipment should not be considered as rented to others.)
 If "None," check and skip to question [11].
 (a) Of the acreage rented to others (reported in question 10), how many acres are owned by you?

Acreage in This Place:
 [11] Adding acres owned and acres rented from others, then subtracting acres rented to others, we get (Question 4 + question 6 - question 10; if manager, question 9 - question 10.)
 This is the land for which we want a report of the crops harvested or to be harvested this year.

LOCATION OF LAND:
 12. Is any of this land located (a) No. If "No," check and skip to question [13]. (b) Yes.
 (a) How many acres are in this county? (b) Give names of other counties and acres located in each:

RESIDENCE AND AGE OF PERSON IN CHARGE:
 [13] Do you live on this place?
 14. How old were you on your last birthday?
 15. When did you begin to operate this place? (Do not report month if you began to operate this place before 1953.)

Section III.—CROPS HARVESTED THIS YEAR, 1954
 Report all crops harvested, or to be harvested, this year from these (read answer for question 11) acres. If you rent land from others on shares include landlord's share.

CORN AND SORGHUMS:
 For each crop, answer these questions:
 (1) How many acres were or will be harvested?
 (2) How much was or will be harvested?
 (3) How much of this year's crop was or will be sold? (Include landlord's share or add weight that used for feed or seed on this place.)

CORN:
 16. CORN for ALL PURPOSES (this year)?
 (a) CORN for GRAIN?
 (b) CORN for SILAGE?
 (c) CORN hogged or grazed, or cut for green or dry fodder?

SORGHUMS: (Kafir, milo, begar, amaranth, orange, etc.)
 [17] SORGHUM for ALL PURPOSES (this year)?
 (a) SORGHUM for grain or seed?
 (b) SORGHUM for SILAGE?
 (c) SORGHUM hogged or grazed, or cut for dry forage or hay?

SMALL GRAINS:
 WERE ANY OF THE FOLLOWING GRAIN CROPS THRESHED OR COMBINED THIS YEAR?
 For each crop, answer these questions:
 [18] OATS?
 19. RICE?
 20. OTHER GRAIN (barley, mixed grains, rye, wheat, etc.)

SOYBEANS, COWPEAS, PEANUTS, AND VELVETBEANS:
 For each crop, answer these questions:
 21. SOYBEANS for ALL PURPOSES (this year)?
 (a) SOYBEANS for BEANS?
 (b) SOYBEANS for HAY?
 (c) SOYBEANS hogged or grazed, or cut for silage?
 (d) SOYBEANS plowed under for green manure, not grazed or otherwise harvested?
 [22] COWPEAS for ALL PURPOSES (except for feed, market, or for canning, freezing, or other processing) this year?
 (a) COWPEAS for DRY PEAS?
 (b) COWPEAS for HAY?
 (c) COWPEAS hogged or grazed, or cut for silage?
 (d) COWPEAS plowed under for green manure, not grazed or otherwise harvested?
 [23] PEANUTS for ALL PURPOSES (this year)?
 (a) PEANUTS for picking or threshing?
 (b) Vines or tops which were or will be saved for HAY or FORAGE?
 [24] VELVETBEANS for ALL PURPOSES (this year)?

FOR OFFICE USE ONLY
 C-1 No.
 Color
 1
 2
 3
 Tenure
 1
 2
 3
 4
 5
 6
 7
 8
 9
 0
 Irrigation
 1
 2
 3
 X
 Class
 1
 2
 3
 4
 5
 6
 7
 8
 9
 Type
 1
 2
 3
 4
 5
 6
 7
 8
 9
 0
 X
 V
 REGION
 13
 Ala.
 Miss.

our Census report will be used for statistical purposes only and cannot be used for purposes of taxation, investigation, or regulation.

Bureau of the Budget No. 41 5425. Approval expires December 31, 1955.

HAY CROPS: If two or more cuttings count the acres only once but give total production of all cuttings.

Which of the following hay crops were harvested this year—

For each kind of hay cut, answer these questions—

25. ALFALFA and ALFALFA MIXTURES FOR HAY (and for dehydrating)?	(1) From how many acres was hay cut this year?	(2) How many tons were cut?	(3) How much of this year's crop was or will be sold? (Report landowner's share as sold except that used for feed on this place.)
26. CLOVER, TIMOTHY, and mixtures of clover and alfalfa FOR HAY?	Acres	Tons	Tons
27. LESPEDEZA FOR HAY?	Acres	Tons	Tons
28. OATS, WHEAT, BARLEY, RYE, or other small grain cut FOR HAY?	Acres	Tons	Tons
29. Any OTHER HAY?	Acres	Tons	Tons

LESPEDEZA SEED, GRASS, AND OTHER FIELD SEED CROPS:

30. Were any lespedeza seed, grass seed, and other field seed crops harvested this year?

31. How much LESPEDEZA SEED was harvested?

32. How much CRIMSON CLOVER SEED was harvested?

33. What OTHER FIELD SEED CROPS were harvested?

Carpent grass, Dallis grass, fescue, lupine, vetch, white clover, wild winter peas.

COTTON, POTATOES, AND OTHER CROPS:

Which of the following crops were harvested this year—

For each crop, answer these questions—

34. Cotton?	(1) How many acres were or will be harvested? (Report tenths of an acre, if called for.)	(2) How much was or will be harvested?
35. Sugarcane or Sorghum for Sirup?	Acres	Bales
36. Irish Potatoes for home use or for sale?	Acres	Gal.
37. Sweetpotatoes for home use or for sale?	Acres	Bu.

VEGETABLES FOR HOME USE AND FOR SALE:

38. Were any vegetables, sweet corn, or melons harvested this year—

(a) For home use?

(b) For sale for fresh market or to canners, processors, or other processors?

How MANY ACRES WERE OR WILL BE HARVESTED THIS YEAR FOR SALE—

(Report tenths of an acre, such as 1/10, 1/20, 1/4, etc. If two or more plantings of the same crop were made, either on the same land or on different land, report the total harvested acres of the several plantings. Include acres of vegetables harvested from land from which other crops were also harvested.)

39. Snap beans (bush and pole types)?	Acres and tenths	44. Tomatoes?	Acres and tenths
40. Green lima beans?	Acres and tenths	45. Watermelons?	Acres and tenths
41. Cabbage?	Acres and tenths	46. Other? (See list below.)	Acres and tenths
42. Cucumbers and pickles?	Acres and tenths	(Give name)	Acres and tenths
43. Blackeyes and other green cowpeas?	Acres and tenths	(Give name)	Acres and tenths

47. What was the value of all vegetables SOLD or TO BE SOLD this year?

BERRIES AND OTHER SMALL FRUITS:

48. Were any berries or other small fruits harvested this year for sale?

(Give the name of each and the acres and quantity harvested in the spaces provided below.)

Blackberries, gooseberries, raspberries, strawberries.

3 C-3 TREE FRUITS, NUTS, AND GRAPES:

49. Are any fruit or nut trees or grapevines on this place?

(a) Are there as many as 20 fruit and nut trees and grapevines of all kinds?

50. How much land is in bearing and nonbearing fruit orchards, groves, vineyards, and planted nut trees?

51. APPLIES?

52. PEACHES?

53. PEARS?

54. CHERRIES?

55. PLUMS AND PRUNES?

56. FIGS?

57. GRAPES?

58. IMPROVED PECANS?

59. WILD or SEEDLING PECANS?

60. TUNG NUTS?

61. OTHER PLANTED TREE FRUITS and NUTS?

Apricots, nectarines, oranges, Japanese persimmons, pomegranates, quinces, planted walnuts.

62. Are there any other crops (not mentioned before) that were or will be harvested this year on this place?

If "Yes," give the name of the crop, acres and quantity harvested, and value of sales.

Value of this year's crop sold or to be sold

Section IV.—LAND USE THIS YEAR, 1954

63. (Copy acres from question 11) Now we want to distribute the ACRES IN THIS PLACE according to how they were used this year. After you have accounted for a field or plot do not count this land again. Be sure to account for all the land. Give only whole acres.

CROPLAND:

64. From how many acres of land were CROPS HARVESTED (including hay cut) this year?

64a. How many acres of cropland were used only for pasture (or grazing) this year?

64b. How many acres of cropland were used only for crops harvested and not pastured this year?

64c. How many acres of cropland were lying idle (not used for crops or pasture) this year?

WOODLAND:

65a. How many acres of woodland were pastured (or grazed) this year?

65b. How many acres of woodland were not pastured (or grazed) this year?

OTHER LAND:

66. How many acres were in other pasture (not cropland pasture and not woodland pasture)?

67. How many acres were in other pasture (not cropland pasture and not woodland pasture)?

68. How many acres were in other pasture (not cropland pasture and not woodland pasture)?

69. How many acres of cropland used for GRAIN or ROW CROPS this year were farmed on the contour?

Section V.—IRRIGATION, LAND-USE PRACTICES, AND CONSERVATION THIS YEAR, 1954

68. Of the total land in this place (reported in question 63), how many acres were IRRIGATED this year?

69. How many acres of COVER CROPS were turned under for green manure this year and the land planted to another crop?

70. How many acres of cropland used for GRAIN or ROW CROPS this year were farmed on the contour?

Section VI.—FOREST PRODUCTS AND NURSERY AND GREENHOUSE PRODUCTS THIS YEAR, 1954

FOREST PRODUCTS:

71. Was any firewood, fuelwood, fence posts, lumber, or other forest products cut this year for home use or for sale? No. If "No," check and skip to question [73]. Yes

(a) How many cords of FIREWOOD and PULPWOOD were or will be cut this year on this place? None Cords

(b) How many FENCE POSTS were or will be cut this year on this place? None Number

(c) How many board feet of SAWLOGS and VENEER LOGS were or will be cut this year on this place? None Board feet

(d) How many cords of PULPWOOD were or will be cut this year on this place? None Cords

72. How much was or will be received this year from the sale of firewood, fence posts, logs, lumber, pulpwood, piling and poles, bark, bolts, Christmas trees, hewn ties, mill timber, and other miscellaneous forest products? None sold \$ _____/00
(omit sale of gum for naval stores)

NURSERY AND GREENHOUSE PRODUCTS, FLOWER AND VEGETABLE SEEDS AND PLANTS, AND BULBS:

[73] Were any nursery or greenhouse products, flower or vegetable seeds or plants, flowers, or bulbs grown for sale this year? No. If "No," check and skip to question [77]. Yes

	(1) Area (Report tenths of an acre, such as $\frac{1}{2}$, $\frac{1}{4}$, etc.)	(2) How much was or will be the value of sales? Dollars
74. How many acres of NURSERY PRODUCTS (trees, shrubs, vines, ornamentals, etc.) did you have this year?	Acres ★ _____	\$ _____/00
75. How many CUT FLOWERS, POTTED PLANTS, FLOWERING GREENS, and BEDDING PLANTS were grown this year for sale—		
(a) Under glass?	Square feet _____	\$ _____/00
(b) In open?	Acres ★ _____	\$ _____/00
76. How many of the following were produced this year for sale? Vegetables grown under glass, flower seeds, vegetable seeds, vegetable plants, bulbs, and mushrooms—		
(a) Under glass or in house?	Square feet _____	\$ _____/00
(b) In open?	Acres ★ _____	\$ _____/00

Section VII.—LIVESTOCK NOW ON THIS PLACE AND LIVESTOCK PRODUCTION THIS YEAR, 1954

Include all animals on this place owned by you and by others. Also, include any animals belonging to this place but grazing on open range.

CATTLE AND CALVES:

[77] How many CATTLE and CALVES of all ages are on this place? None
(Include all cows and all other cattle and calves, both dairy and beef, on this place.)
If "None," check and skip to question [82].

OF THIS TOTAL—

(a) How many are COWS? Include heifers that have calved

(b) How many are heifers and heifer calves?
(Do not include any heifers that have calved.)

(c) How many are bulls, bull calves, steers, and steer calves?
(The total for questions (a), (b), and (c) must equal the number for question 77.)

COWS MILKED YESTERDAY:

78. How many COWS and HEIFERS were MILKED YESTERDAY? None

79. How many MILK COWS were on this place yesterday? Include dry milk cows and milk heifers that have calved. None

80. How many GALLONS of MILK were produced yesterday?

81. How many POUNDS of BUTTER were CHURNED last week? None

DAIRY PRODUCTS SOLD AND TO BE SOLD THIS YEAR, 1954:

[82] Was any MILK, CREAM, BUTTER, or CHEESE sold (this year, 1954)? No. If "No," check and skip to question [83]. Yes

(Report all sales from this place whether made by you or by others. Report as sold dairy products turned over to or sold for your landlord. Be sure to include dairy products which you will sell before January 1, 1955.)

	(1) Quantity	(2) How much was or will be the value of sales? Dollars
(a) How much WHOLE MILK was or will be sold this year? <input type="checkbox"/> None	(1) Lb. of milk OR (2) Gallons of milk	\$ _____/00
(b) How much CREAM was or will be sold this year? <input type="checkbox"/> None (If cream sold by gallon, multiply the number of gallons by $\frac{2}{3}$ to get pounds of butterfat.)	Lb. of butterfat	\$ _____/00

SHEEP AND LAMBS:

[84] How many EWES, RAMS, WETHERS, and LAMBS of all ages are on this place? None
If "None," check and skip to question [84].

OF THIS TOTAL—

(a) How many are LAMBS under 1 year old?

(b) How many are EWES 1 year old and over?

(c) How many are RAMS and WETHERS 1 year old and over?
(The total for questions (a), (b), and (c) must equal the number for question 83.)

MULES AND HORSES:

[84] How many MULES, HORSES, COLTS, and PONIES are on this place? None
If "None," check and skip to question [85].

OF THIS TOTAL—

(a) How many are MULES and MULE COLTS?

(b) How many are HORSES and COLTS, including ponies?
(The total for questions (a) and (b) must equal the number for question 84.)

HOGS AND PIGS:

[85] How many HOGS and PIGS of all ages, including sows and boars, are on this place? None
If "None," check and skip to question [86].

OF THIS TOTAL—

(a) How many were born since June 1, this year?

(b) How many were born before June 1, this year?
(The total for questions (a) and (b) must equal the number for question 85.)

SOWS AND GILTS FARROWING:

[86a] How many sows and gilts farrowed between December 1, last year, and June 1, this year? None

86b. How many sows and gilts farrowed since June 1, this year, or will farrow before December 17, None

ANIMALS SOLD AND TO BE SOLD ALIVE THIS YEAR, 1954:
(Report all sales from this place whether made by you or by others. Report as sold animals turned over to or sold for your landlord. Be sure to include animals which you will sell before January 1, 1955.)

WERE ANY OF THE FOLLOWING ANIMALS SOLD OR WILL ANY BE SOLD THIS YEAR (1954)— For each kind, answer these questions—	(1) How many were or will be sold this year? Number	(2) How much was or will be the value of sales? Dollars
	87a. HOGS and PIGS sold or to be sold? <input type="checkbox"/> None	_____
87b. CALVES sold or to be sold? <input type="checkbox"/> None	_____	\$ _____/00
87c. CATTLE, not counting calves, sold or to be sold? <input type="checkbox"/> None	_____	\$ _____/00
87d. SHEEP and LAMBS sold or to be sold? <input type="checkbox"/> None	_____	\$ _____/00
87e. HORSES, MULES, COLTS, and PONIES sold or to be sold? <input type="checkbox"/> None	_____	\$ _____/00

WOOL SHORN THIS YEAR, 1954:

88. How many sheep and lambs were shorn this year (1954)? None (Number)

If "None," check and skip to question [89].

(a) How many pounds of wool were shorn this year (1954)? (Pounds)

POULTRY:
(Report all sales from this place whether made by you or by others. Report as sold all poultry and poultry products turned over to or sold for your landlord. Be sure to include as sold any chickens, broilers, eggs, turkeys, etc., which you will sell before January 1, 1955.)

[90] Are there now any chickens, turkeys, or other poultry on this place or were there any on this place this year? No. If "No," check and skip to question [90]. Yes

90. How many CHICKENS, 4 months old and over, are on this place? None
(Hens, pullets, roosters, etc.)

91. How many CHICKENS were or will be SOLD this year—

(a) Broilers? None
(Report all broilers sold from this place including those raised for others under contract.)

(b) Old hens, roosters, pullets, and other chickens? None

92. How many dozens of chicken EGGS were or will be SOLD this year? None

93a. How many TURKEYS and TURKEY FRYERS were raised this year? None
(Include those raised from poulters bought, poulters hatched on this place, or raised for others under contract, whether sold, eaten, or now on hand.)
Light breeds _____ X X X
Heavy breeds _____ X X X

93b. How many TURKEY HENS on hand now, are you keeping for breeding in 1955? None
Light breeds _____ X X X
Heavy breeds _____ X X X

94. How many DUCKS, GESEES, and other poultry (not counting chickens and turkeys) were RAISED this year? None (Name kind) _____ X X X

95. How much was or will be received this year from the sale of TURKEYS, DUCKS, GESEES, and miscellaneous poultry, and THEIR EGGS? sold _____ X X X \$ _____/00
(Do not include chickens and chicken eggs.)

(Reduced facsimile)

This block for use by ENUMERATOR: (a) Fill column 14 of A2. Is this place (listed in a shaded square)? No Yes (b) Is the entry for question 77, 100 or more? No Yes

Section VIII.—FERTILIZER AND LIME
Include all fertilizer and lime purchased, or to be purchased before January 1, 1955, for use on this place, whether purchased by you or by your landlord.

76. How much COMMERCIAL FERTILIZER and FERTILIZING MATERIAL was purchased this year? None \$ _____/00 (Total cost, dollars only) (Acres on which used)

If "None," check and skip to question [98].

77. On which crops was FERTILIZER USED this year—
For each crop, answer these questions—

	(1) On how many acres was fertilizer used?		(2) How many tons were used?	
	Acres	Tons	Acres	Tons
(a) Hay and cropland pasture? <input type="checkbox"/> None				
(b) Other pasture (not cropland)? <input type="checkbox"/> None				
(c) Corn? <input type="checkbox"/> None				
(d) Cotton? <input type="checkbox"/> None				
(e) Fruits, vegetables, and potatoes? <input type="checkbox"/> None				
(f) Other crops? (Give name) <input type="checkbox"/> None				

78. How much LIME or LIMING MATERIAL was purchased this year? None \$ _____/00 (Total cost, dollars only) (Acres limed)

Section IX.—SELECTED FARM EXPENDITURES, THIS YEAR, 1954
Include all expenses paid, or to be paid before January 1, 1955, by you and by your landlord for this place.

99. How much was or will be SPENT this year for—

	Dollars
(a) MACHINE HIRE? (Include custom work such as tractor hire, threshing, combining, silo filling, baling, ginning, plowing, and spraying.) <input type="checkbox"/> None	\$ _____/00
(b) HIRED LABOR? (Do not include housework, custom work, or contract construction work. Include cash payments only.) <input type="checkbox"/> None	\$ _____/00
(c) FEED for livestock and poultry? (Include cost of grain, hay, mill feeds, concentrates, and roughage; also, amounts paid for grinding and mixing feed.) <input type="checkbox"/> None	\$ _____/00
(d) GASOLINE and other petroleum FUEL and OIL for the farm business? <input type="checkbox"/> None	\$ _____/00

Section X.—FARM LABOR

100. About how many hours the week of October 24-30 did you (the person in charge of this place) do farm work or chores on this place? (Check one)
 1. None
 2. 1 to 14 hours
 3. 15 hours or more

(a) How many OTHER MEMBERS OF YOUR FAMILY did 16 hours or more of farm work or chores on this place the week of October 24-30 WITHOUT RECEIVING CASH WAGES? None (Do not include housework.)

(b) How many HIRED PERSONS did any farm work or chores on this place the week of October 24-30? None (Include members of your family receiving cash wages.)

If "None," check and skip to question [101].

HOW MANY OF THESE HIRED PERSONS WORKING THE WEEK OF OCTOBER 24-30 WERE EMPLOYED FOR—

	Persons
(c) 150 days or more during this year? <input type="checkbox"/> None	
(d) Less than 150 days during this year? <input type="checkbox"/> None (The total for questions (c) and (d) must equal the number for question 100(b).)	
(e) What were the rate of pay and hours of work of these hired persons (question 100(b))? (Enter information below.)	

(1) How many of these hired persons were paid on a—	(2) What was the agreed cash rate of pay? (If more than one person, give average.)	(3) How many hours per person were these workers expected to work to earn this pay?
Monthly basis? (Persons) _____	\$ _____/00 per month (dollars only)	_____ hours per month
Weekly basis? (Persons) _____	\$ _____/00 per week (dollars only)	_____ hours per week
Daily basis? (Persons) _____	\$ _____/00 per day (dollars only)	_____ hours per day
Hourly basis? (Persons) _____	\$ _____ per hour (dollars) (Cents)	X X X
Piecework basis? (Persons) _____	X X X	X X X

Section XI.—OFF-FARM WORK AND OTHER INCOME

101. How many days this year did you work off your farm? Include work at a nonfarm job, business, profession, or on someone else's farm. (Check one) (Do not include exchange work. Include days you expect to work off your farm before Jan. 1, 1955.)
 1. None
 2. 1 to 49 days
 3. 50 to 99 days
 4. 100 to 199 days
 5. 200 days or more

(a) Did any other member of your family living with you have a nonfarm job, business, profession, or work on someone else's farm this year? No Yes

(b) Have you any income this year from any of the following sources—sale of produce from land rented out, cash rent, boarders, old-age assistance, pensions, veterans' allowances, unemployment compensation, interest, dividends, profits from nonfarm business, and help from members of your family? No Yes

If "None" for question 101 and "No" for both questions (a) and (b), skip to question [103].

102. Will the income which you and your family receive from work off the farm and from other sources (listed in questions 101, (a), and (b)) be greater than the total value of all agricultural products sold or to be sold from your place this year? No Yes

Section XII.—FACILITIES AND EQUIPMENT NOW ON THIS PLACE
Include equipment and facilities that are temporarily out of order.

103. Do you have on this place—

(a) Telephone? <input type="checkbox"/> No <input type="checkbox"/> Yes	(f) Electric pig brooder? <input type="checkbox"/> No <input type="checkbox"/> Yes
(b) Piped running water? <input type="checkbox"/> No <input type="checkbox"/> Yes	(g) Milking machine? <input type="checkbox"/> No <input type="checkbox"/> Yes
(c) Electricity? <input type="checkbox"/> No <input type="checkbox"/> Yes	(h) Power feed grinder (suitable for grinding and crushing grain)? <input type="checkbox"/> No <input type="checkbox"/> Yes
(d) Television set? <input type="checkbox"/> No <input type="checkbox"/> Yes	
(e) Home freezer (for quick freezing and storing foods. Do not include refrigerators)? <input type="checkbox"/> No <input type="checkbox"/> Yes	Office Use Only

104. HOW MANY OF THE FOLLOWING ARE ON THIS PLACE—
Include equipment, whether owned by you or by others, kept on this place.

Number	Number
(a) Grain combines (for harvesting and threshing grains or seeds in one operation)? _____	(f) Wheel tractors other than garden? _____
(b) Corn pickers? _____	(g) Garden tractors? _____
(c) Pick-up balers? _____	(h) Crawlers tractors (track-laying, caterpillar)? _____
(d) Field forage harvesters (for field chopping of silage and forage crops)? _____	(i) Automobiles (belonging to you, to hired workers, or to others living on this place)? _____
(e) Motortrucks (include pick-ups)? _____	(j) Artificial ponds, reservoirs, and earth tanks? _____

Section XIII.—MISCELLANEOUS INFORMATION
FARM VALUE, MORTGAGE DEBT, AND CASH RENT:

105. About how much would the land and the buildings on it sell for? (Give either total value or value per acre. Do not give assessed values.)

	Acres	Total value	Value per acre
		Dollars	Dollars
(a) LAND OWNED BY YOU? (from question 4) <input type="checkbox"/> None		\$ _____/00 or \$ _____	
(b) LAND RENTED FROM OTHERS? (from question 6) <input type="checkbox"/> None		\$ _____/00 or \$ _____	
(c) LAND MANAGED FOR OTHERS? (from question 9) <input type="checkbox"/> None		\$ _____/00 or \$ _____	
(d) LAND RENTED TO OTHERS? (from question 10) <input type="checkbox"/> None		\$ _____/00 or \$ _____	

106. Is there any MORTGAGE DEBT on land and buildings owned by you? No Yes No land owned

107. If you rent from others any land for cash, what is the amount of CASH RENT for the year? \$ _____/00 (dollars only) No land rented for cash.

108. On what date was this questionnaire filled? (Give month and day) _____ 1954

109. Who furnished the information given in this report? (Check which)
 Operator Hired laborer
 Wife or other member of operator's family Neighbor
 Landlord Other
 Name _____

REMARKS: _____

ENUMERATOR'S RECORD—To be filled by Census Enumerator:
 STATE _____ COUNTY _____ E. D. No. _____
 PRECINCT OR BEAT _____
 Have you reviewed each section of this questionnaire? No Yes
 Certified by _____ (Enumerator) Date _____ (Month) (Day) 1954
 Checked by _____ (Crew Leader) Date _____ (Month) (Day) 1954

Form A3 No. _____		Section II.—ASK LANDLORD THESE QUESTIONS ABOUT ALL TENANTS				Section III.—TO BE FILLED BY ENUMERATOR				Section IV.—ASK LANDLORD THESE QUESTIONS ABOUT THOSE TENANTS WHO PAY (OR RECEIVE) A SHARE OF THE CROPS											
U. S. DEPARTMENT OF COMMERCE BUREAU OF THE CENSUS WASHINGTON LANDLORD-TENANT QUESTIONNAIRE Census of Agriculture 1954		(1)	(2)	(3)	(4)	(5)	(6)	(7)	(8)	(9)	(10)	(11)	(12)	(13)	(14)	(15)	(16)	(17)	(18)	(19)	
FOR WHOM SHOULD THIS QUESTIONNAIRE BE FILLED? (1) For every person who operates a farm himself either alone or with the help of his family or wage hands, and also rents farmland to others or has land worked on shares by others, OR (2) For every person who does not operate a farm himself, but rents farmland to two or more persons or has farmland worked on shares by two or more persons.		What are the names of all your tenants, including cash renters and those working for a share of the crop? (List the name of each whether or not he or she is assigned to him in your ED. Do not list the names of wage hands who do not receive a share of the crop, or persons who rent a house only)		What is the total acreage assigned to him? (Include all land—cropland, woodland, pastureland, house lot, garden, etc.)	What does he pay as rent? (Check each block which is applicable)	Do you get an A4 for him?	If "No" in Col. 4 in what township (or school, ward, or beat) should he be enumerated? (If in another county give name of county)	If "Yes" in Col. 4 enter the line number of the A4.	REMARKS	How much of the work-stock or tractor power do you furnish to your share in his operation?	How many HORSES and MULES owned by you are kept on the land assigned to him?	Does the farm pay land other than rent?	From how many acres of the land assigned to him (Col. 2) were crops harvested (including hay cut) this year?	How much COTTON was or will be harvested this year on this land (Col. 2)?	How much TOBACCO or RICE was or will be harvested this year on this land (Col. 2)? (Underline which)	How many PEANUTS were or will be harvested for picking or shelling this year on this land (Col. 2)?	How much CORN was or will be harvested for grain this year on this land (Col. 2) (79 lb. ear corn or 55 lb. shelled=1 bu.)				
WHOM TO INTERVIEW You should interview the landlord (person named in question 1) to fill this Landlord-Tenant Questionnaire.				<input type="checkbox"/> Share of crops <input type="checkbox"/> Other	<input type="checkbox"/> No <input type="checkbox"/> Yes			Line No. _____	<input type="checkbox"/> All <input type="checkbox"/> Part <input type="checkbox"/> None	<input type="checkbox"/> None <input type="checkbox"/> No <input type="checkbox"/> Yes	<input type="checkbox"/> None <input type="checkbox"/> No <input type="checkbox"/> Yes	<input type="checkbox"/> None <input type="checkbox"/> No <input type="checkbox"/> Yes	<input type="checkbox"/> None <input type="checkbox"/> No <input type="checkbox"/> Yes	<input type="checkbox"/> None <input type="checkbox"/> No <input type="checkbox"/> Yes	<input type="checkbox"/> None <input type="checkbox"/> No <input type="checkbox"/> Yes	<input type="checkbox"/> None <input type="checkbox"/> No <input type="checkbox"/> Yes	<input type="checkbox"/> None <input type="checkbox"/> No <input type="checkbox"/> Yes	<input type="checkbox"/> None <input type="checkbox"/> No <input type="checkbox"/> Yes	<input type="checkbox"/> None <input type="checkbox"/> No <input type="checkbox"/> Yes	<input type="checkbox"/> None <input type="checkbox"/> No <input type="checkbox"/> Yes	
If possible, this questionnaire should be completed before filling the individual Agriculture Questionnaires which are required for each part of this over-all operation.				<input type="checkbox"/> Share of crops <input type="checkbox"/> Other	<input type="checkbox"/> No <input type="checkbox"/> Yes			Line No. _____	<input type="checkbox"/> All <input type="checkbox"/> Part <input type="checkbox"/> None	<input type="checkbox"/> None <input type="checkbox"/> No <input type="checkbox"/> Yes	<input type="checkbox"/> None <input type="checkbox"/> No <input type="checkbox"/> Yes	<input type="checkbox"/> None <input type="checkbox"/> No <input type="checkbox"/> Yes	<input type="checkbox"/> None <input type="checkbox"/> No <input type="checkbox"/> Yes	<input type="checkbox"/> None <input type="checkbox"/> No <input type="checkbox"/> Yes	<input type="checkbox"/> None <input type="checkbox"/> No <input type="checkbox"/> Yes	<input type="checkbox"/> None <input type="checkbox"/> No <input type="checkbox"/> Yes	<input type="checkbox"/> None <input type="checkbox"/> No <input type="checkbox"/> Yes	<input type="checkbox"/> None <input type="checkbox"/> No <input type="checkbox"/> Yes	<input type="checkbox"/> None <input type="checkbox"/> No <input type="checkbox"/> Yes	<input type="checkbox"/> None <input type="checkbox"/> No <input type="checkbox"/> Yes	
Section I.—PERSON NOW IN CHARGE AND ACREAGE UNDER HIS CONTROL				<input type="checkbox"/> Share of crops <input type="checkbox"/> Other	<input type="checkbox"/> No <input type="checkbox"/> Yes			Line No. _____	<input type="checkbox"/> All <input type="checkbox"/> Part <input type="checkbox"/> None	<input type="checkbox"/> None <input type="checkbox"/> No <input type="checkbox"/> Yes	<input type="checkbox"/> None <input type="checkbox"/> No <input type="checkbox"/> Yes	<input type="checkbox"/> None <input type="checkbox"/> No <input type="checkbox"/> Yes	<input type="checkbox"/> None <input type="checkbox"/> No <input type="checkbox"/> Yes	<input type="checkbox"/> None <input type="checkbox"/> No <input type="checkbox"/> Yes	<input type="checkbox"/> None <input type="checkbox"/> No <input type="checkbox"/> Yes	<input type="checkbox"/> None <input type="checkbox"/> No <input type="checkbox"/> Yes	<input type="checkbox"/> None <input type="checkbox"/> No <input type="checkbox"/> Yes	<input type="checkbox"/> None <input type="checkbox"/> No <input type="checkbox"/> Yes	<input type="checkbox"/> None <input type="checkbox"/> No <input type="checkbox"/> Yes	<input type="checkbox"/> None <input type="checkbox"/> No <input type="checkbox"/> Yes	
1. What is your name? (Last) (First) (Middle) (Last)				<input type="checkbox"/> Share of crops <input type="checkbox"/> Other	<input type="checkbox"/> No <input type="checkbox"/> Yes			Line No. _____	<input type="checkbox"/> All <input type="checkbox"/> Part <input type="checkbox"/> None	<input type="checkbox"/> None <input type="checkbox"/> No <input type="checkbox"/> Yes	<input type="checkbox"/> None <input type="checkbox"/> No <input type="checkbox"/> Yes	<input type="checkbox"/> None <input type="checkbox"/> No <input type="checkbox"/> Yes	<input type="checkbox"/> None <input type="checkbox"/> No <input type="checkbox"/> Yes	<input type="checkbox"/> None <input type="checkbox"/> No <input type="checkbox"/> Yes	<input type="checkbox"/> None <input type="checkbox"/> No <input type="checkbox"/> Yes	<input type="checkbox"/> None <input type="checkbox"/> No <input type="checkbox"/> Yes	<input type="checkbox"/> None <input type="checkbox"/> No <input type="checkbox"/> Yes	<input type="checkbox"/> None <input type="checkbox"/> No <input type="checkbox"/> Yes	<input type="checkbox"/> None <input type="checkbox"/> No <input type="checkbox"/> Yes	<input type="checkbox"/> None <input type="checkbox"/> No <input type="checkbox"/> Yes	
2. What is your address? (Road or street No.) (Post Office) (State)				<input type="checkbox"/> Share of crops <input type="checkbox"/> Other	<input type="checkbox"/> No <input type="checkbox"/> Yes			Line No. _____	<input type="checkbox"/> All <input type="checkbox"/> Part <input type="checkbox"/> None	<input type="checkbox"/> None <input type="checkbox"/> No <input type="checkbox"/> Yes	<input type="checkbox"/> None <input type="checkbox"/> No <input type="checkbox"/> Yes	<input type="checkbox"/> None <input type="checkbox"/> No <input type="checkbox"/> Yes	<input type="checkbox"/> None <input type="checkbox"/> No <input type="checkbox"/> Yes	<input type="checkbox"/> None <input type="checkbox"/> No <input type="checkbox"/> Yes	<input type="checkbox"/> None <input type="checkbox"/> No <input type="checkbox"/> Yes	<input type="checkbox"/> None <input type="checkbox"/> No <input type="checkbox"/> Yes	<input type="checkbox"/> None <input type="checkbox"/> No <input type="checkbox"/> Yes	<input type="checkbox"/> None <input type="checkbox"/> No <input type="checkbox"/> Yes	<input type="checkbox"/> None <input type="checkbox"/> No <input type="checkbox"/> Yes	<input type="checkbox"/> None <input type="checkbox"/> No <input type="checkbox"/> Yes	
3. Race? (Check one) <input type="checkbox"/> White <input type="checkbox"/> Negro <input type="checkbox"/> Other; What race?				<input type="checkbox"/> Share of crops <input type="checkbox"/> Other	<input type="checkbox"/> No <input type="checkbox"/> Yes			Line No. _____	<input type="checkbox"/> All <input type="checkbox"/> Part <input type="checkbox"/> None	<input type="checkbox"/> None <input type="checkbox"/> No <input type="checkbox"/> Yes	<input type="checkbox"/> None <input type="checkbox"/> No <input type="checkbox"/> Yes	<input type="checkbox"/> None <input type="checkbox"/> No <input type="checkbox"/> Yes	<input type="checkbox"/> None <input type="checkbox"/> No <input type="checkbox"/> Yes	<input type="checkbox"/> None <input type="checkbox"/> No <input type="checkbox"/> Yes	<input type="checkbox"/> None <input type="checkbox"/> No <input type="checkbox"/> Yes	<input type="checkbox"/> None <input type="checkbox"/> No <input type="checkbox"/> Yes	<input type="checkbox"/> None <input type="checkbox"/> No <input type="checkbox"/> Yes	<input type="checkbox"/> None <input type="checkbox"/> No <input type="checkbox"/> Yes	<input type="checkbox"/> None <input type="checkbox"/> No <input type="checkbox"/> Yes	<input type="checkbox"/> None <input type="checkbox"/> No <input type="checkbox"/> Yes	
4. Do you operate this land as a hired manager? <input type="checkbox"/> No If "Yes"—All following questions should be answered for the employer and refer only to the over-all operation which the hired manager manages. <input type="checkbox"/> Yes				<input type="checkbox"/> Share of crops <input type="checkbox"/> Other	<input type="checkbox"/> No <input type="checkbox"/> Yes			Line No. _____	<input type="checkbox"/> All <input type="checkbox"/> Part <input type="checkbox"/> None	<input type="checkbox"/> None <input type="checkbox"/> No <input type="checkbox"/> Yes	<input type="checkbox"/> None <input type="checkbox"/> No <input type="checkbox"/> Yes	<input type="checkbox"/> None <input type="checkbox"/> No <input type="checkbox"/> Yes	<input type="checkbox"/> None <input type="checkbox"/> No <input type="checkbox"/> Yes	<input type="checkbox"/> None <input type="checkbox"/> No <input type="checkbox"/> Yes	<input type="checkbox"/> None <input type="checkbox"/> No <input type="checkbox"/> Yes	<input type="checkbox"/> None <input type="checkbox"/> No <input type="checkbox"/> Yes	<input type="checkbox"/> None <input type="checkbox"/> No <input type="checkbox"/> Yes	<input type="checkbox"/> None <input type="checkbox"/> No <input type="checkbox"/> Yes	<input type="checkbox"/> None <input type="checkbox"/> No <input type="checkbox"/> Yes	<input type="checkbox"/> None <input type="checkbox"/> No <input type="checkbox"/> Yes	
Name of employer: _____ Address of employer: (Road or street No.) (Post Office) (State)				<input type="checkbox"/> Share of crops <input type="checkbox"/> Other	<input type="checkbox"/> No <input type="checkbox"/> Yes			Line No. _____	<input type="checkbox"/> All <input type="checkbox"/> Part <input type="checkbox"/> None	<input type="checkbox"/> None <input type="checkbox"/> No <input type="checkbox"/> Yes	<input type="checkbox"/> None <input type="checkbox"/> No <input type="checkbox"/> Yes	<input type="checkbox"/> None <input type="checkbox"/> No <input type="checkbox"/> Yes	<input type="checkbox"/> None <input type="checkbox"/> No <input type="checkbox"/> Yes	<input type="checkbox"/> None <input type="checkbox"/> No <input type="checkbox"/> Yes	<input type="checkbox"/> None <input type="checkbox"/> No <input type="checkbox"/> Yes	<input type="checkbox"/> None <input type="checkbox"/> No <input type="checkbox"/> Yes	<input type="checkbox"/> None <input type="checkbox"/> No <input type="checkbox"/> Yes	<input type="checkbox"/> None <input type="checkbox"/> No <input type="checkbox"/> Yes	<input type="checkbox"/> None <input type="checkbox"/> No <input type="checkbox"/> Yes	<input type="checkbox"/> None <input type="checkbox"/> No <input type="checkbox"/> Yes	
OWNED LAND: 5. How many acres of land do you OWN? <input type="checkbox"/> None (Whole acre) (If you own more than one tract of land, INCLUDE ALL LAND OWNED. Include not only cropland but also pastureland, woodland, wasteland, etc.) If no land is owned, check the square for "None."				<input type="checkbox"/> Share of crops <input type="checkbox"/> Other	<input type="checkbox"/> No <input type="checkbox"/> Yes			Line No. _____	<input type="checkbox"/> All <input type="checkbox"/> Part <input type="checkbox"/> None	<input type="checkbox"/> None <input type="checkbox"/> No <input type="checkbox"/> Yes	<input type="checkbox"/> None <input type="checkbox"/> No <input type="checkbox"/> Yes	<input type="checkbox"/> None <input type="checkbox"/> No <input type="checkbox"/> Yes	<input type="checkbox"/> None <input type="checkbox"/> No <input type="checkbox"/> Yes	<input type="checkbox"/> None <input type="checkbox"/> No <input type="checkbox"/> Yes	<input type="checkbox"/> None <input type="checkbox"/> No <input type="checkbox"/> Yes	<input type="checkbox"/> None <input type="checkbox"/> No <input type="checkbox"/> Yes	<input type="checkbox"/> None <input type="checkbox"/> No <input type="checkbox"/> Yes	<input type="checkbox"/> None <input type="checkbox"/> No <input type="checkbox"/> Yes	<input type="checkbox"/> None <input type="checkbox"/> No <input type="checkbox"/> Yes	<input type="checkbox"/> None <input type="checkbox"/> No <input type="checkbox"/> Yes	
LAND RENTED FROM OTHERS: 6. How many acres of land do you RENT FROM others, including any worked on shares? <input type="checkbox"/> None (Whole acre) (Include any separate fields, meadows, pastureland, woodland, wasteland, etc.) If "None," check the square.				<input type="checkbox"/> Share of crops <input type="checkbox"/> Other	<input type="checkbox"/> No <input type="checkbox"/> Yes			Line No. _____	<input type="checkbox"/> All <input type="checkbox"/> Part <input type="checkbox"/> None	<input type="checkbox"/> None <input type="checkbox"/> No <input type="checkbox"/> Yes	<input type="checkbox"/> None <input type="checkbox"/> No <input type="checkbox"/> Yes	<input type="checkbox"/> None <input type="checkbox"/> No <input type="checkbox"/> Yes	<input type="checkbox"/> None <input type="checkbox"/> No <input type="checkbox"/> Yes	<input type="checkbox"/> None <input type="checkbox"/> No <input type="checkbox"/> Yes	<input type="checkbox"/> None <input type="checkbox"/> No <input type="checkbox"/> Yes	<input type="checkbox"/> None <input type="checkbox"/> No <input type="checkbox"/> Yes	<input type="checkbox"/> None <input type="checkbox"/> No <input type="checkbox"/> Yes	<input type="checkbox"/> None <input type="checkbox"/> No <input type="checkbox"/> Yes	<input type="checkbox"/> None <input type="checkbox"/> No <input type="checkbox"/> Yes	<input type="checkbox"/> None <input type="checkbox"/> No <input type="checkbox"/> Yes	
7. Adding acres owned and acres rented, we get _____ (A+B) (This is the land for which we want a report in Section II.)				<input type="checkbox"/> Share of crops <input type="checkbox"/> Other	<input type="checkbox"/> No <input type="checkbox"/> Yes			Line No. _____	<input type="checkbox"/> All <input type="checkbox"/> Part <input type="checkbox"/> None	<input type="checkbox"/> None <input type="checkbox"/> No <input type="checkbox"/> Yes	<input type="checkbox"/> None <input type="checkbox"/> No <input type="checkbox"/> Yes	<input type="checkbox"/> None <input type="checkbox"/> No <input type="checkbox"/> Yes	<input type="checkbox"/> None <input type="checkbox"/> No <input type="checkbox"/> Yes	<input type="checkbox"/> None <input type="checkbox"/> No <input type="checkbox"/> Yes	<input type="checkbox"/> None <input type="checkbox"/> No <input type="checkbox"/> Yes	<input type="checkbox"/> None <input type="checkbox"/> No <input type="checkbox"/> Yes	<input type="checkbox"/> None <input type="checkbox"/> No <input type="checkbox"/> Yes	<input type="checkbox"/> None <input type="checkbox"/> No <input type="checkbox"/> Yes	<input type="checkbox"/> None <input type="checkbox"/> No <input type="checkbox"/> Yes	<input type="checkbox"/> None <input type="checkbox"/> No <input type="checkbox"/> Yes	
ENUMERATOR'S RECORD A. Add the reports for each of the tenants listed above. (Place the totals on this line.) State _____ E. D. No. _____ County _____ Who furnished the information given in this report? _____ Certified by _____ Date _____ 1954 Checked by _____ Date _____ 1954				<input type="checkbox"/> Share of crops <input type="checkbox"/> Other	<input type="checkbox"/> No <input type="checkbox"/> Yes			Line No. _____	<input type="checkbox"/> All <input type="checkbox"/> Part <input type="checkbox"/> None	<input type="checkbox"/> None <input type="checkbox"/> No <input type="checkbox"/> Yes	<input type="checkbox"/> None <input type="checkbox"/> No <input type="checkbox"/> Yes	<input type="checkbox"/> None <input type="checkbox"/> No <input type="checkbox"/> Yes	<input type="checkbox"/> None <input type="checkbox"/> No <input type="checkbox"/> Yes	<input type="checkbox"/> None <input type="checkbox"/> No <input type="checkbox"/> Yes	<input type="checkbox"/> None <input type="checkbox"/> No <input type="checkbox"/> Yes	<input type="checkbox"/> None <input type="checkbox"/> No <input type="checkbox"/> Yes	<input type="checkbox"/> None <input type="checkbox"/> No <input type="checkbox"/> Yes	<input type="checkbox"/> None <input type="checkbox"/> No <input type="checkbox"/> Yes	<input type="checkbox"/> None <input type="checkbox"/> No <input type="checkbox"/> Yes	<input type="checkbox"/> None <input type="checkbox"/> No <input type="checkbox"/> Yes	
*If there are more than 10 names, use additional sheets. Identify each sheet in this manner: Sheet 1 of 4, sheet 2 of 4, etc.				<input type="checkbox"/> Share of crops <input type="checkbox"/> Other	<input type="checkbox"/> No <input type="checkbox"/> Yes			Line No. _____	<input type="checkbox"/> All <input type="checkbox"/> Part <input type="checkbox"/> None	<input type="checkbox"/> None <input type="checkbox"/> No <input type="checkbox"/> Yes	<input type="checkbox"/> None <input type="checkbox"/> No <input type="checkbox"/> Yes	<input type="checkbox"/> None <input type="checkbox"/> No <input type="checkbox"/> Yes	<input type="checkbox"/> None <input type="checkbox"/> No <input type="checkbox"/> Yes	<input type="checkbox"/> None <input type="checkbox"/> No <input type="checkbox"/> Yes	<input type="checkbox"/> None <input type="checkbox"/> No <input type="checkbox"/> Yes	<input type="checkbox"/> None <input type="checkbox"/> No <input type="checkbox"/> Yes	<input type="checkbox"/> None <input type="checkbox"/> No <input type="checkbox"/> Yes	<input type="checkbox"/> None <input type="checkbox"/> No <input type="checkbox"/> Yes	<input type="checkbox"/> None <input type="checkbox"/> No <input type="checkbox"/> Yes	<input type="checkbox"/> None <input type="checkbox"/> No <input type="checkbox"/> Yes	
Sheet _____ of _____ *This line for Office use only				<input type="checkbox"/> Share of crops <input type="checkbox"/> Other	<input type="checkbox"/> No <input type="checkbox"/> Yes			Line No. _____	<input type="checkbox"/> All <input type="checkbox"/> Part <input type="checkbox"/> None	<input type="checkbox"/> None <input type="checkbox"/> No <input type="checkbox"/> Yes	<input type="checkbox"/> None <input type="checkbox"/> No <input type="checkbox"/> Yes	<input type="checkbox"/> None <input type="checkbox"/> No <input type="checkbox"/> Yes	<input type="checkbox"/> None <input type="checkbox"/> No <input type="checkbox"/> Yes	<input type="checkbox"/> None <input type="checkbox"/> No <input type="checkbox"/> Yes	<input type="checkbox"/> None <input type="checkbox"/> No <input type="checkbox"/> Yes	<input type="checkbox"/> None <input type="checkbox"/> No <input type="checkbox"/> Yes	<input type="checkbox"/> None <input type="checkbox"/> No <input type="checkbox"/> Yes	<input type="checkbox"/> None <input type="checkbox"/> No <input type="checkbox"/> Yes	<input type="checkbox"/> None <input type="checkbox"/> No <input type="checkbox"/> Yes	<input type="checkbox"/> None <input type="checkbox"/> No <input type="checkbox"/> Yes	

(Reduced facsimile)

MULTIPLE-UNIT OPERATIONS

DETAILED INSTRUCTIONS

**FORM A3—LANDLORD-TENANT
QUESTIONNAIRE**

213. Where is the A3 used?

The Landlord-Tenant Questionnaire (A3) is to be used in all counties in the following States: Alabama, Georgia, Kentucky, Louisiana, Mississippi, North Carolina, and South Carolina; and the following counties in Arkansas, Florida, Missouri, Tennessee, Texas, and Virginia:



Form A3 No. _____	U. S. DEPARTMENT OF COMMERCE BUREAU OF THE CENSUS WASHINGTON LANDLORD-TENANT QUESTIONNAIRE Census of 1954 Agriculture
<p style="text-align: center;">FOR WHOM SHOULD THIS QUESTIONNAIRE BE FILLED?</p> <p>(1) For every person who operates a farm himself either alone or with the help of his family or wage hands, and also rents farm land to others or has land worked on shares by others,</p> <p style="text-align: center;">OR</p> <p>(2) For every person who does not operate a farm himself, but rents farm land to two or more persons or has farm land worked on shares by two or more persons.</p>	
<p style="text-align: center;">WHOM TO INTERVIEW</p> <p style="text-align: center;">You should interview the landlord (person named in question 1) to fill this Landlord-Tenant Questionnaire.</p>	

Arkansas
 Arkansas
 Ashley
 Bradley
 Calhoun
 Chicot
 Clark
 Clay
 Cleburne
 Cleveland
 Columbia
 Craighead
 Crittenden
 Cross
 Dallas
 Desha
 Drew
 Fulton
 Garland
 Grant
 Greene
 Hempstead
 Hot Spring
 Howard
 Independence
 Iard
 Jackson
 Jefferson

Arkansas—Con.
 Lafayette
 Lawrence
 Lee
 Lincoln
 Little River
 Lonoke
 Miller
 Mississippi
 Monroe
 Montgomery
 Nevada
 Ouachita
 Phillips
 Pike
 Poinsett
 Polk
 Prairie
 Randolph
 St. Francis
 Saline
 Sevier
 Sharp
 Stone
 Union
 White
 Woodruff

Florida
 Alachua
 Baker
 Bay
 Bradford
 Calhoun
 Clay
 Columbia
 Dixie
 Duval
 Escambia
 Franklin
 Gadsden
 Gilchrist
 Gulf
 Hamilton
 Holmes
 Jackson
 Jefferson
 Lafayette
 Leon
 Levy
 Liberty
 Madison
 Nassau
 Okaloosa

Florida—Con.
 Putnam
 Santa Rosa
 Suwannee
 Taylor
 Union
 Wakulla
 Walton
 Washington

Missouri
 Bollinger
 Butler
 Cape Girardeau
 Carter
 Crawford
 Dent
 Dunklin
 Howell
 Iron
 Jefferson
 Madison
 Maries
 Mississippi
 New Madrid
 Oregon
 Osage

Missouri—Con.
 Pemiscot
 Perry
 Phelps
 Pulaski
 Reynolds
 Ripley
 St. Francois
 Ste. Genevieve
 Scott
 Shannon
 Stoddard
 Texas
 Washington
 Wayne

Tennessee
 Bedford
 Benton
 Cannon
 Carroll
 Carter
 Cheatham
 Chester
 Claiborne
 Cocke
 Coffee

Tennessee—Con.
 Crockett
 Davidson
 Decatur
 Dickson
 Dyer
 Fayette
 Franklin
 Gibson
 Giles
 Grainger
 Greene
 Hamblen
 Hancock
 Hardeman
 Hardin
 Hawkins
 Haywood
 Henderson
 Henry
 Hickman
 Houston
 Humphreys
 Jefferson
 Johnson
 Lake
 Lauderdale

ENUMERATOR'S INSTRUCTION BOOK

Tennessee—Con.	Texas—Con.	Texas—Con.	Texas—Con.	Texas—Con.	Virginia—Con.
Lawrence	Bell	Grayson	Medina	Willacy	Henry
Lewis	Bexar	Gregg	Milam	Williamson	Isle of Wight
Lincoln	Blanco	Grimes	Montgomery	Wilson	James City
McNairy	Bosque	Guadalupe	Morris	Wood	King and Queen
Macon	Bowie	Hardin	Nacogdoches	Zapata	Lee
Madison	Brazoria	Harris	Navarro	Zavala	Lunenburg
Marshall	Brazos	Harrison	Newton	Virginia	Mathews
Maury	Brooks	Hays	Nueces	Alleghany	Mecklenburg
Montgomery	Burleson	Henderson	Orange	Amelia	Middlesex
Moore	Burnet	Hidalgo	Panola	Appomattox	Montgomery
Obion	Caldwell	Hill	Polk	Bedford	Nansemond
Perry	Calhoun	Hopkins	Rains	Bland	New Kent
Robertson	Cameron	Houston	Red River	Botetourt	Norfolk
Rutherford	Camp	Hunt	Refugio	Brunswick	Nottoway
Sevier	Cass	Jackson	Robertson	Buchanan	Patrick
Shelby	Chambers	Jasper	Rockwall	Buckingham	Pittsylvania
Smith	Cherokee	Jefferson	Rusk	Campbell	Powhatan
Stewart	Collin	Jim Hogg	Sabine	Carroll	Prince Edward
Sullivan	Colorado	Jim Wells	San Augustine	Charles City	Prince George
Sumner	Comal	Karnes	San Jacinto	Charlotte	Princess Anne
Tipton	Coryell	Kaufman	San Patricio	Chesterfield	Pulaski
Trousdale	Dallas	Kenedy	Shelby	Craig	Roanoke
Unicoi	Delta	Kleberg	Smith	Cumberland	Russell
Washington	De Witt	Lamar	Starr	Dickenson	Scott
Wayne	Dimmit	La Salle	Titus	Dinwiddie	Smyth
Weakley	Duval	Lavaca	Travis	Elizabeth City	Southampton
Williamson	Ellis	Lee	Trinity	Essex	Surry
Wilson	Falls	Leon	Tyler	Floyd	Sussex
Texas	Fannin	Liberty	Upshur	Franklin	Tazewell
Anderson	Fayette	Limestone	Van Zandt	Giles	Warwick
Angelina	Fort Bend	Live Oak	Victoria	Gloucester	Washington
Aransas	Franklin	McLennan	Walker	Grayson	Wise
Atascosa	Freestone	McMullen	Waller	Greensville	Wythe
Austin	Frio	Madison	Washington	Halifax	York
Bastrop	Galveston	Marion	Webb	Henrico	
Bee	Goliad	Matagorda	Wharton		
	Gonzales	Maverick			

214. Purposes of the A3**215. Helps to get all A1's required****216. Helps prevent duplication and omission****217. Provides information for multiple-unit operations****218. When to get an A3**

The Landlord-Tenant Questionnaire has two main purposes:

1. It helps in getting the A1's.

a. It helps you to get all the required A1's. In some cases the landlord will try to include on his A1 information for all his operations, including those of his tenants, renters, and croppers. Also some tenants—especially croppers—will consider their operations as belonging to the landlord. You are required to get an A1 for each tenant, cropper, and renter.

b. It helps to prevent duplication and omission of any of the information. If the landlord includes information on his A1 for his tenants or croppers we will have information reported twice for the part operated by his tenants. On the other hand, the information will not be complete if the tenant or cropper fails to report information because he thinks the landlord should report it on his A1.

2. It provides statistical information for the overall operations by persons who farm their land with sharecroppers.

Column 11 of Form A2 shows you when you are to get an A3. These instructions indicate you are to get an A3 when—

1. The landlord or landowner operates a farm himself and also has one or more tenants, renters, or croppers.

2. The landlord or landowner does not operate a farm himself, but has two or more tenants, renters, or croppers.

DETAILED INSTRUCTIONS

219. Who gets the A3?

Sometimes the landlord or some of his tenants may live in another enumeration district (ED). In such cases, only one enumerator should get the A3. The following rules tell you whether or not you are to get the A3:

1. If you get an A1 for the landlord, you should also get the A3.
2. If an A1 is not required for the landlord, but he lives in your ED and one or more of his tenants are in your ED, you get the A3.
3. If the landlord lives outside of your ED but all his land is in your ED, you get the A3. Get the information from the landlord if he does not live more than 15 miles away; otherwise, get the information from the tenants, croppers, and renters.
4. If the landlord lives outside of your ED but farms land where he lives, or has tenants where he lives, you do not get the A3.
5. If you have any doubt whether you should get an A3, fill one and explain the situation under Remarks or in the margin of the A3.

220. When to fill the A3

You should fill the A3 before you fill the A1 whenever possible. This method will enable you to copy some of the information from Form A3 onto the A1. In case the tenant rents all the land from one landlord, you may omit asking those questions on the A1 for which you have already obtained the information from the landlord.

221. What to do if A1 is filled before you get A3

If you get an A1 for a tenant before you get an A3 for the landlord, compare all the entries on the A3 with those on the A1 for the tenant. If the tenant does not rent land from anyone else, correct the information on the A1 for the tenant. You must ask the tenant if he owns any land or rents any land from another landlord. If the tenant owns land or rents land from another landlord, then you must ask all questions on the A1.

222. Section I

Notice that the questions in Section I refer to the landlord (or hired manager) and to the total acreage under his control.

223. Section II

You are to ask the landlord the questions in Section II (lines 1 through 10) for each tenant, cropper, and renter.

224. Section III

The questions in Section III are for you to answer. You do not ask the landlord these questions.

225. Section IV

You are to ask the landlord the questions in Section IV (lines 1 through 10) only for those tenants who pay (or receive) a share of the crops as rent for the land they use.

226. Do you get the A1?

To determine the answer to the question in column 4 "Do you get the A1 for him?" refer to column 13 of the A2. You get an A1 if—

1. The tenant lives in your ED.

or

2. The tenant does not live in your ED and does not have agricultural operations where he lives.

You are to visit each tenant for whom you are to fill an A1.

227. What if tenant has moved?

If a tenant, renter, or cropper has moved and the landlord has not yet rented the land to someone else, include the information for the tenant's operations with the home farm (line B).

228. Checking the A3

The entry for column 2 on line C (Section II) must agree with the entry in question 7 of Section I.

229. Checking A3 with A1's

The entries for line B, the home farm, must agree with the corresponding entries on the A1 for the landlord.

230. Fill an A1 for each tenant

Be sure to fill an A1 for each tenant, cropper, and renter who is listed in column 1 when required.

230a Line A

Enter the sum of these entries for all tenants on line A. If you fill more than one sheet for a landlord, enter the total for all sheets on sheet 1.

231. Transfer applicable information to A1

You may transfer the applicable information from the A3 to the A1's for the tenants, croppers, and renters listed in column 1.