CHAPTER XII—TYPE OF FARM

CONTENTS

Page

Introduction 1269
Source of data 1269
Presentation of statistics 1269

DEFINITIONS AND EXPLANATIONS

Farms classified by type 1269
Basis of classification 1269
Factors affecting classification by type of farm 1270
Limitations of the use of value of products sold for classifying farms by type 1270
Comparisons of value of farm products sold by type of farm 1271

CHARTS

Commercial farms classified by type, and other farms, for the United States: 1954 1270
Percent of all commercial farms represented by the four most important types of farms in each State: 1954 and 1950 1272

MAPS

Type-of-farming areas, based on type accounting for 50 percent or more of commercial farms, 1954 1274
Value of all crops sold as a percent of all farm products sold, 1954 1274
Cash-grain farms, number, 1954 1275
Cotton farms, number, 1954 1275
Vegetable farms, number, 1954 1276
Fruit-and-nut farms, number, 1954 1276
Other field-crop farms, number, 1954 1277
Dairy farms, number, 1954 1277
Poultry farms, number, 1954 1278
Livestock farms, number, 1954 1278
General farms, number, 1954 1279
Cash-grain farms—Increase and decrease in number, 1950 - 1954 1279
Cotton farms—Increase and decrease in number, 1950 - 1954 1280
Vegetable farms—Increase and decrease in number, 1950 - 1954 1280
Fruit-and-nut farms—Increase and decrease in number, 1950 - 1954 1281
Other field-crop farms—Increase and decrease in number, 1950 - 1954 1281
Dairy farms—Increase and decrease in number, 1950 - 1954 1282
Poultry farms—Increase and decrease in number, 1950 - 1954 1282
Livestock farms—Increase and decrease in number, 1950 - 1954 1283
General farms—Increase and decrease in number, 1950 - 1954 1283

TABLES FOR THE UNITED STATES

Table—
1.—Total number of farms and the proportion classified by type of farm: Censuses of 1954 and 1950 1269
2.—Farms and farm characteristics, by type of farm, for the United States: Censuses of 1954 and 1950 1284

TABLES FOR GEOGRAPHIC REGIONS AND STATES

Table—
3.—Number of farms, land in farms, farms reporting and acres of cropland harvested, and average value of land and buildings, for commercial farms, by type of farm, by regions and States: Censuses of 1954 and 1950 1302
4.—Specified characteristics of farm operators; specified facilities; motortrucks, automobiles, and tractors on farms; and number of farms by class of work power; by type of farm, for commercial farms, by regions and States: Censuses of 1954 and 1950 1310
5.—Workers on farms, expenditures for feed , horses and mules, cattle, hogs, and chickens, by type of farm, by regions and States: Censuses of 1954 and 1950 1326
6.—Farms reporting and acres of corn harvested for all purposes; acres of hay, tobacco, and cotton harvested; and land in fruit orchards; by type of farm, by regions and States: Censuses of 1954 and 1950 1342

CHAPTER XII.—TYPE OF FARM

Introduction.—This chapter presents data from the 1954 and 1950 Censuses of Agriculture showing characteristics of farms and farm operators by type of farm for those farms which were classified as "Commercial." No data are presented by type of farm for "Other farms," *i.e.*, part-time, residential, and abnormal.

The purpose of a classification of farms by type is to show (*a*) the kinds of farms in the various parts of the Nation; (*b*) the variation in the use of resources, production, sales, and organization among farms of the various types; and (*c*) the characteristics of the operators for different types of farms. The classification of farms by type places together farms having a high degree of uniformity in the kind and relative amount (proportion) of crops and livestock handled and in the methods and practices followed in production. The degree of agricultural specialization and the pattern of production can thus be shown. Information thus classified provides a basis for the study and analysis of agricultural problems, such as land use, soil conservation, and the production and marketing of agricultural commodities. It, also, is of value to those who provide products and services for farms and farm people.

The data for farms grouped by type supplement the data provided for other farm classifications such as size of farm (as measured by the total area in the farm), given in Chapter V; tenure of farm operator, given in Chapter X; and economic class of farm, given in Chapter XI.

Source of data.—All data presented in this chapter are for the 1954 and 1950 Censuses of Agriculture. Comparable figures are not available for earlier Census years because for Censuses prior to 1950 the classification of farms by type was made on different bases.

The totals in the tables represent estimates for all "Commercial" farms based on tabulations of the data for a sample of approximately 20 percent of the farms. (See the Introduction to this volume for the sample of farms used for this and other tabulations, and for a statement of the reliability of estimates.)

Presentation of statistics.—Statistics for most items included in the 1954 Census of Agriculture are presented for the United States in Table 2. Tables 3 through 6 show data for a selected number of items for the United States, for three major regions, and for each of the States. An outline map showing these geographic areas appears in the Introduction to this volume.

Maps accompanying this text show the geographic distribution of each of the major types of farms. They serve the purpose of giving a quick visual picture of the distribution of farms for each type. The data in this chapter are intended to serve as a general summary and to afford comparisons by areas. Detailed data for farms in each type of farm, classified by economic class, are given in Part 8, "Size of Operation by Type of Farm," Volume III of the reports for the 1954 Census of Agriculture. An analysis of data for the principal types of farms will appear in Volume III, Part 9.

Statistics by type of farm are given for State economic areas in Economic Area Tables 4, 5, and 6, Volume I. Detailed data for "miscellaneous" in the type-of-farm classification are not shown separately in Volume I because the number of such farms was small for areas smaller than States. Detailed data for "miscellaneous" commercial farms are presented in this chapter. Detailed data for miscellaneous farms can be obtained for State economic areas by subtracting the totals for all the types of farms listed in Economic Area Tables 4, 5, and 6 from the corresponding totals shown for all commercial farms in Economic Area Tables 1, 2, and 3 in Volume I.

DEFINITIONS AND EXPLANATIONS

Definitions having general application such as for "a farm," "a farm operator," "farms reporting," etc., are shown in the Introduction to this volume.

Farms classified by type.—In making the classification by type of farm for the 1954 Census, farms were classified into two groups—commercial farms and other farms. Data are presented by type of farm only for commercial farms.

Commercial farms are those, except abnormal farms, with a total value of farm products sold of $1,200 or more during one year plus those farms with a value of farm products sold of $250 to $1,199, provided the farm operator worked off his farm less than 100 days and the total value of agricultural products sold from the farm was greater than the income received by him and members of his family from other sources. (See Chapter XI, "Economic Class of Farm," for a more complete discussion of the composition of commercial farms.)

Other farms comprise part-time, residential, and abnormal farms. Part-time farms are farms with a value of farm products sold of $250 to $1,199, provided that the farm operator reported 100 or more days of work off the farm during the year, or that the income received by him and members of his family from other sources was greater than the total value of agricultural products sold from the farm. Residential farms include all farms, except abnormal farms, with a total value of agricultural products sold of less than $250. Abnormal farms comprise public and private institutional farms, community enterprises, experiment-station farms, grazing associations, etc.

TABLE 1.—TOTAL NUMBER OF FARMS AND THE PROPORTION CLASSIFIED BY TYPE OF FARM: CENSUSES OF 1954 AND 1950

[Data are based on reports for only a sample of farms]

Item	1954	1950
Total number of farms	4,783,021	5,379,250
Commercial farms:		
Number	3,327,617	3,706,412
Percent of total	69.6	68.9
Other farms		
Number	1,455,404	[1]1,672,838
Percent of total	30.4	31.1

[1]Of this number, 639,230 represented part-time farms; a distribution of these, by type of farm, appears in Volume II of the 1950 Census of Agriculture Reports.

Basis of classification.—The classification of commercial farms by type was made on the basis of the relationship of the value of sales from a particular source, or sources, to the total value of all farm products sold from the farm. In some cases, the type of farm was determined on the basis of the sale of an individual farm product, such as cotton, or on the basis of the sales of closely related products such as dairy products. In other cases, the type of farm was determined on the basis of sales of a broader group of products, such as corn, sorghums, all small grains, field peas, field beans, cowpeas, and soybeans. In order to be classified as a particular type, sales or anticipated sales of a product or group of products had to represent 50 percent or more of the total value of products sold.

The types of commercial farms for which data are shown, together with the product or group of products on which the classification is based are:

Type of farm	*Product or group of products amounting to 50 percent or more of the value of all farm products sold*
Cash-grain	Corn, sorghums, small grains, field peas, field beans, cowpeas, and soybeans.
Cotton	Cotton (lint and seed).
Other field-crop	Peanuts, Irish potatoes, sweetpotatoes, tobacco, sugarcane, sugar beets for sugar, and other miscellaneous crops.
Vegetable	Vegetables.
Fruit-and-nut	Berries and other small fruits and tree fruits, nuts, and grapes.
Dairy	Milk and other dairy products. The criterion of 50 percent of the total sales was modified in the case of dairy farms. A farm for which the value of sales of dairy products represented less than 50 percent of the total value of farm products sold was classified as a dairy farm if— (*a*) Milk and other dairy products accounted for 30 percent or more of the total value of products sold; and (*b*) Milk cows represented 50 percent or more of all cows; and (*c*) Sales of dairy products, together with the sales of cattle and calves, amounted to 50 percent or more of the total value of farm products sold.
Poultry	Chickens, eggs, turkeys, and other poultry products.
Livestock farms other than dairy and poultry	Cattle, calves, hogs, sheep, goats, wool, and mohair, provided the farm did not qualify as a dairy farm.
General	Farms were classified as general when the value of products from one source or group of sources did not represent as much as 50 percent of the total value of all farm products sold. Separate figures are given for three kinds of general farms: (*a*) Primarily crop (*b*) Primarily livestock (*c*) Crop and livestock *Primarily crop* farms are those for which the sale of one of the following crops or groups of crops—vegetables, fruits and nuts, cotton, cash grains, or other field ops—did not amount to 50 percent or more of the value of all farm products sold, but for which the value of sales for all these groups of crops represented 70 percent or more of the value of all farm products sold. *Primarily livestock* farms are those which did not qualify as dairy farms, poultry farms, or livestock farms other than dairy and poultry, but for which the sale of livestock and poultry and livestock and poultry products amounted to 70 percent or more of the value of all farm products sold. *General crop and livestock* farms are those which could not be classified as either crop farms or livestock farms, but for which the sale of all crops amounted to at least 30 percent but less than 70 percent of the total value of all farm products sold.
Miscellaneous	This group of farms includes those that had 50 percent or more of the total value of products accounted for by sale of horticultural products, or sale of horses, or sale of forest products. In 1950, this group of farms also included those that had 50 percent or more of the total value of farm products accounted for by the sale of fur animals or the sale of bees, wax, and honey.

The above types provide a classification meaningful to large areas of the United States, both as to number of farms, and as to the kind of farming followed. Relatively unimportant types, such as forest-products farms, horse farms, etc., were grouped as miscellaneous since the main purpose in classifying these was to exclude them from the other types.

COMMERCIAL FARMS CLASSIFIED BY TYPE, AND OTHER FARMS, FOR THE UNITED STATES: 1954

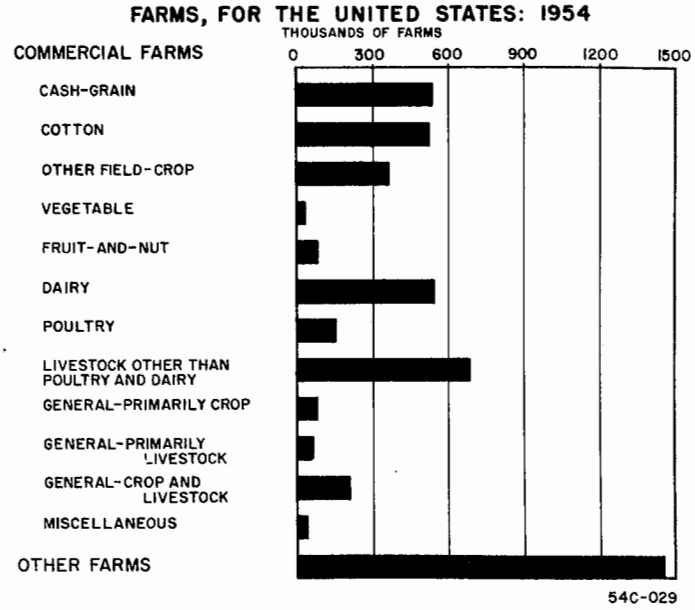

Cotton farms were classified separately from "Other field-crop farms" because they constitute such a large proportion of the total farms. The separate classification of cotton farms, also, makes the data more useful in areas where cotton is a competing cash crop with peanuts or tobacco. Usually, it is possible to identify the crop accounting for the "Other field-crop farms" because, in most areas, only one crop provides the source of income for this type.

General farms were separated into three groups in order to provide a more specific description of the farms not obtaining as much as 50 percent of the value of all farm products sold from one source or group of sources.

In the South, the "home farms" of multiple-unit operations were classified on the same basis as all other farms. No attempt was made to consider value of sales of products from the land rented out. The "home farm" may have been classified as residential, and, thus, not have been included with the farms classified by type, even though it was the headquarters of a relatively large agricultural operation.

In a few instances, the number of "crop-type" farms reporting cropland harvested is less than the total number of farms in the type group. This difference occurs because the land-use tabulations did not provide for the counting of farms reporting and acres of cropland harvested when the acreage of cropland harvested was less than one acre. Such differences occurred largely on farms where tobacco, or berries or other fruits was the important crop.

Factors affecting classification by type of farm.—The criteria for classifying farms by type were essentially the same for the 1954 and 1950 Censuses of Agriculture. There were differences, however, in the method of obtaining data on the value of farm products sold which may have influenced, in a relatively few cases, the type for a given farm.

Limitations of the use of value of products sold for classifying farms by type.—The value of farm products sold has been used for several Censuses as the basis for making a classification of farms by type. It provides a common denominator for relating the importance of all enterprises. As a general rule, it reflects the physical resources and productivity of the farm. However, the use of income data has limitations for those farms where crop failure curtailed production during the year, for farms where livestock or other inventories were expanding or contracting at greater than the usual yearly rate for the farm, and for farms on which a considerable part of the products sold is represented by purchased items. The use of gross sales without adjustment for any of the costs of production may give too

great an importance to certain products. For example, any farms purchasing feeder cattle may be classified as livestock farms even though the net income from crops may exceed the net income from livestock and livestock products. Farms may be classified differently in each Census if prices of the several groups of farm products change at different rates. This is particularly true for farms on which more than one product or groups of products provide important sources of income. However, farms on which the production of one product provides a large part of the total sales would be classified the same as to type regardless of the change in price level.

For 1954, for the purpose of classifying farms by type, it was necessary to determine the approximate total value of farm products sold for each farm, and, also, the relationship of the income from the most important source or sources to this total. These determinations were made for each farm during the office processing. For all livestock and livestock products, except wool and mohair, Census enumerators obtained the value of sales during the enumeration. Also, the Census enumerators obtained for each farm, the value of vegetables sold, the value of nursery and greenhouse products sold, the value of forest products sold, and the value of miscellaneous crops sold. For most of the grain crops—corn, sorghums, wheat, oats, barley, and other small grains—for most hay crops, and for berries and other small fruits, the enumerator obtained the quantity sold or to be sold. The value of the sales of the crops for which the quantity sold was obtained by Census enumerators was calculated by multiplying the quantity sold by State average prices.

For other products, for the purpose of determining the total value of farm products sold and the income from the most important source or sources, the value of sales was estimated by multiplying the quantity harvested by State average prices when the value of the quantity sold would be $100 or more. This procedure was used, for coding purposes only, to determine the value of sales for the following farm products:

Soybeans for beans	Tobacco
Cowpeas for peas	Sugarcane
Peanuts for nuts	Sweet sorghums for sirup
Field and seed peas	Other field crops
	Small fruits
Field seed crops	Tree fruits, nuts, and grapes
Potatoes	Wool
Cotton	Mohair

The estimated value of sales for crops for which the quantity sold was not obtained by Census enumerators and for which it could not be assumed that all the crop was sold, totalled approximately $2,700 million and comprised approximately 11 percent of all farm products sold in the United States.

For the 1950 Census, the procedure for obtaining the value of livestock and livestock products sold, the value of vegetables sold, nursery and greenhouse products sold, and the value of forest products sold, was the same as that for 1954. For the 1950 Census, enumerators obtained, for each farm, the value as well as the quantity for individual or for groups of field and other crops sold.

Except for cotton and for fruit and nut crops, the change in procedure from 1950 to 1954 for determining the value of crops sold did not affect the classification of farms by type. For the 1950 Census, the value of the cotton sold was understated because the value of sales reported by farm operators did not always include the value of all cotton seed sold, and the gross value of some fruit and nut crops sold was sometimes underreported largely because of the reporting by farm operators of the value of sales after making deductions for some harvesting and marketing costs. The change in the procedure from 1950 to 1954 for determining the value of the cotton crop, probably resulted in increasing the number of cotton farms, particularly in areas where peanuts or tobacco are also important sources of income on farms producing cotton. Since nearly all production of fruits and nuts for sale occurs on farms where fruits and nuts constitute the only major source of income, the change in procedure for determining the value of fruit and nut crops sold did not have any significant effect upon the number of farms classified as fruit-and-nut farms.

For both 1950 and 1954, the classification of farms by type was made on the basis of sales for a single year. The number and distribution of farms by type of farm may have been affected in areas where abnormal conditions such as drought, disease, etc., existed. Drought conditions in 1954 resulted in an unusual increase of cotton farms and a decrease in the number of other field-crop farms in some areas where cotton and peanuts were important competing crops. Also, in the drought areas in 1954, the low yield of cash crops and the abnormal marketing of livestock because of the shortage of feed and pasture resulted in the decrease of crop-type farms and an increase in livestock other than dairy and poultry farms.

For 1954, the analyses of the value of farm products sold, as determined by Census procedures, indicate that the value of livestock and livestock products were more generally underreported than those for field and other crops. This underreporting of the value of livestock and livestock products results in an understatement of the number and proportion of livestock-type farms, and an overstatement of the number and proportion of cash-grain, other field-crop, and general farms in areas where there are a considerable number of farms on which field crops and livestock and livestock products comprise important sources of income on the same farm. As poultry products comprise by far the most important source of income on poultry farms, and as dairy products generally comprise the major source of income on dairy farms, the relative underreporting of the value of sales of poultry and dairy products did not affect, in most areas, the number of poultry and dairy farms.

Comparisons of value of farm products sold by type of farm.—The gross value of farm products sold does not indicate accurately the relative levels of production and net income for the various types of farms. In the case of some types of farms—for example, cotton and cash-grain farms—the value of farm products sold provides a reasonably accurate measure of farm production. In the case of livestock-type farms, in many areas the value of sales may overstate the level of farm production because of the value of products added by livestock purchased and then sold, and by feed purchased.

PERCENT OF ALL COMMERCIAL FARMS REPRESENTED BY THE FOUR MOST IMPORTANT TYPES OF FARMS IN EACH STATE: 1954 AND 1950

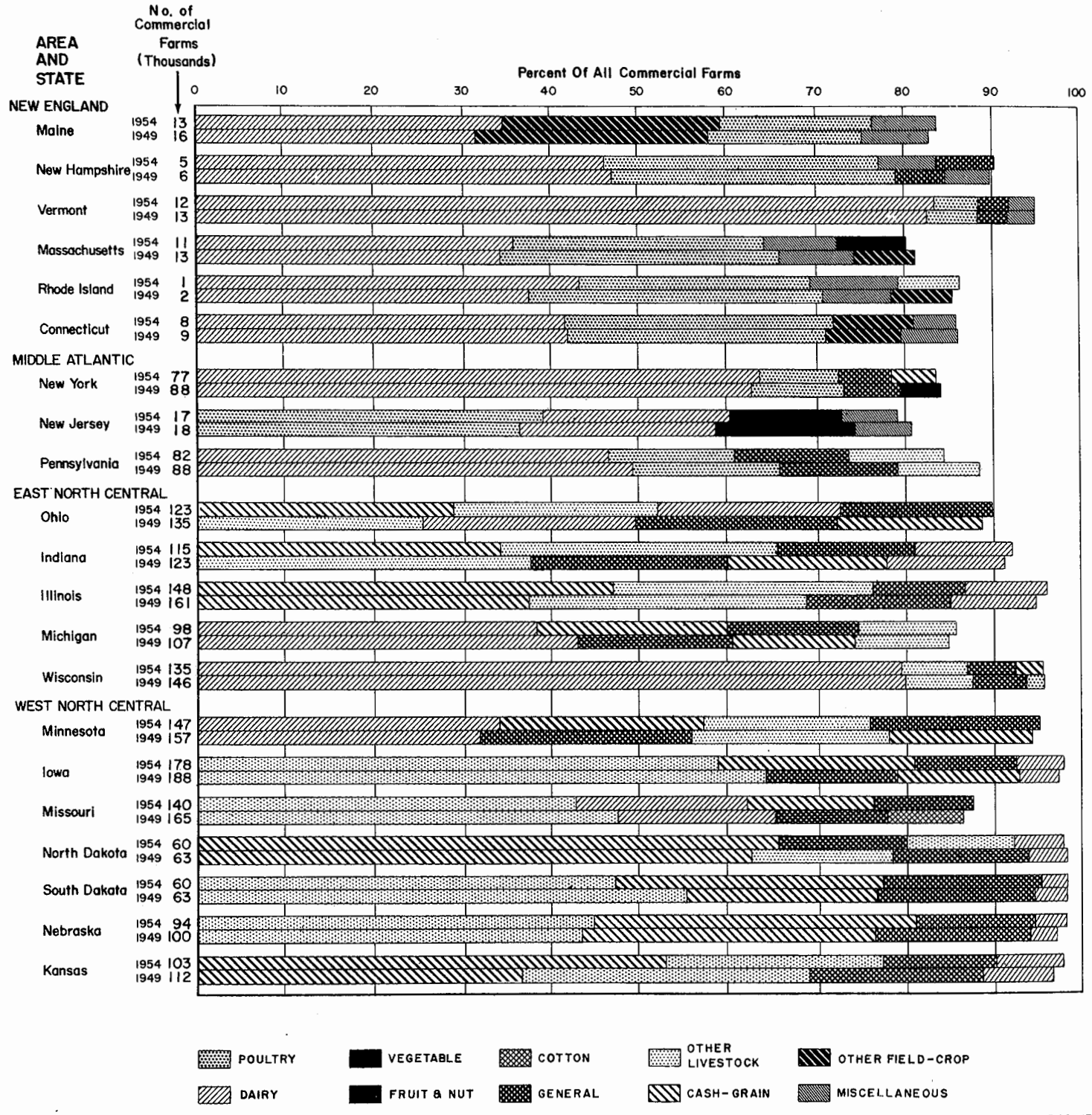

54C-130

Continued

PERCENT OF ALL COMMERCIAL FARMS REPRESENTED BY THE FOUR MOST IMPORTANT TYPES OF FARMS IN EACH STATE: 1954 AND 1950

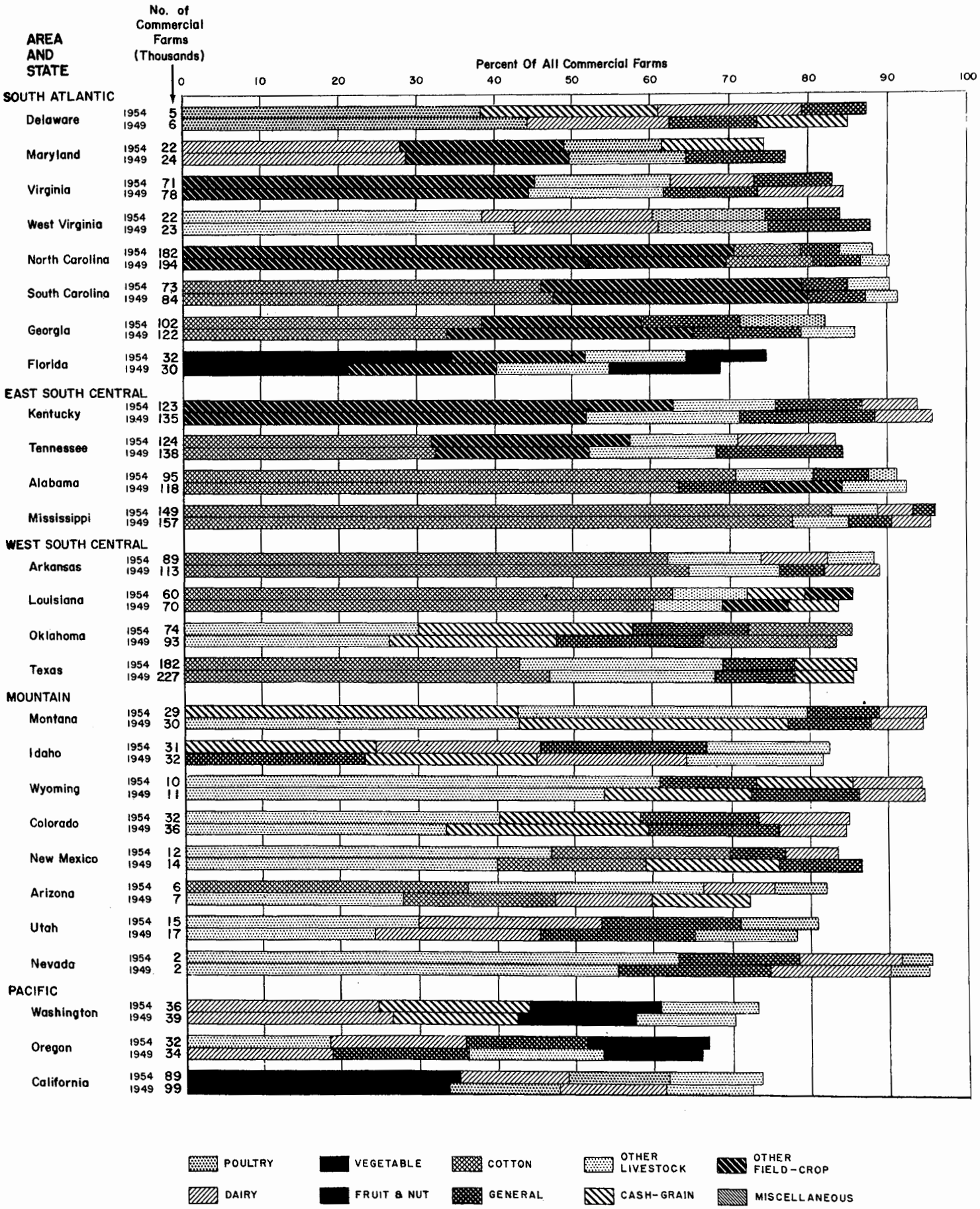

412006 O - 57 - 83

54C-130A

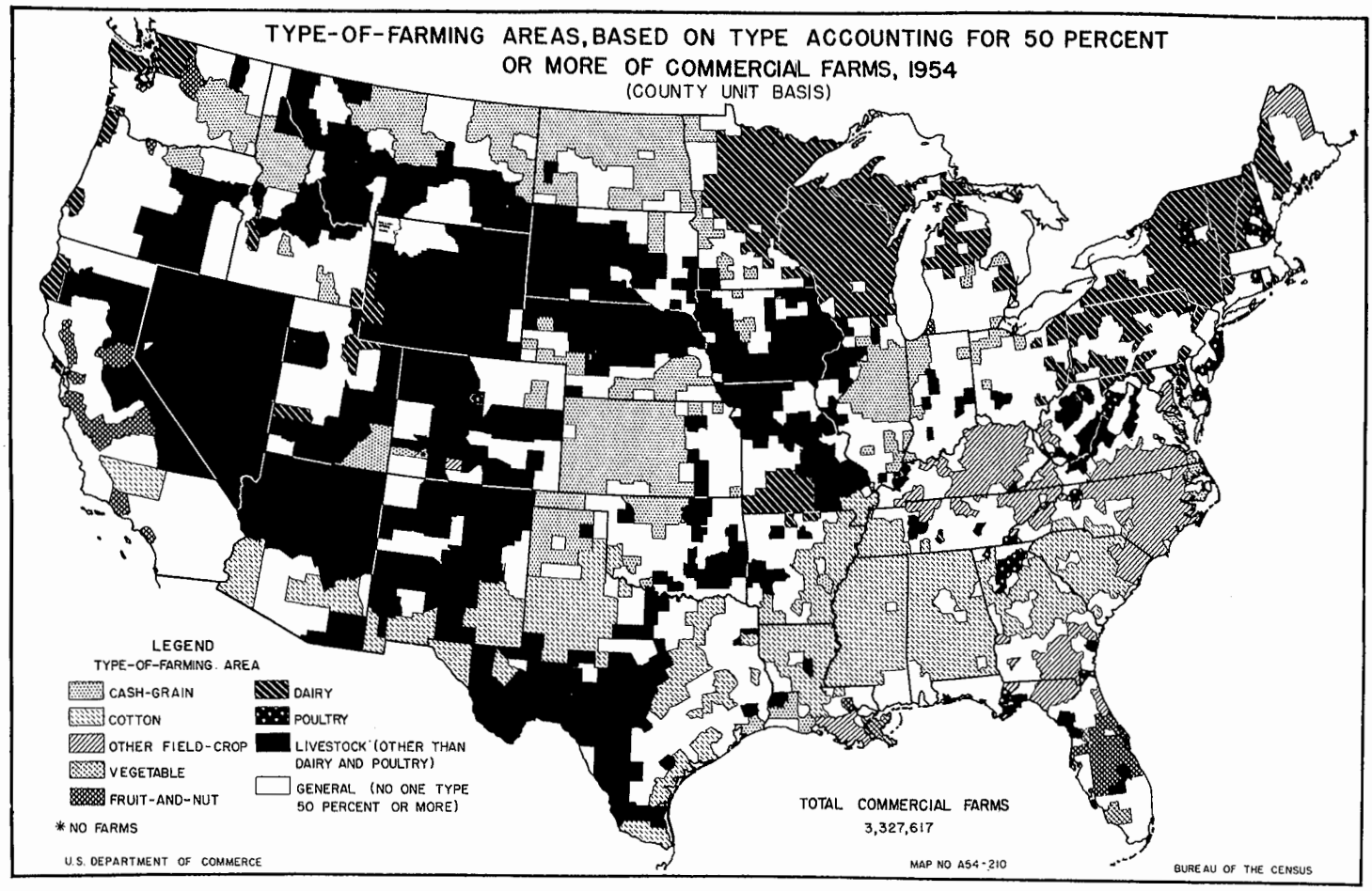
TYPE-OF-FARMING AREAS, BASED ON TYPE ACCOUNTING FOR 50 PERCENT OR MORE OF COMMERCIAL FARMS, 1954
(COUNTY UNIT BASIS)
LEGEND
TYPE-OF-FARMING AREA
CASH-GRAIN
COTTON
OTHER FIELD-CROP
VEGETABLE
FRUIT-AND-NUT
DAIRY
POULTRY
LIVESTOCK (OTHER THAN DAIRY AND POULTRY)
GENERAL (NO ONE TYPE 50 PERCENT OR MORE)
* NO FARMS
TOTAL COMMERCIAL FARMS
3,327,617
U.S. DEPARTMENT OF COMMERCE
MAP NO A54-210
BUREAU OF THE CENSUS

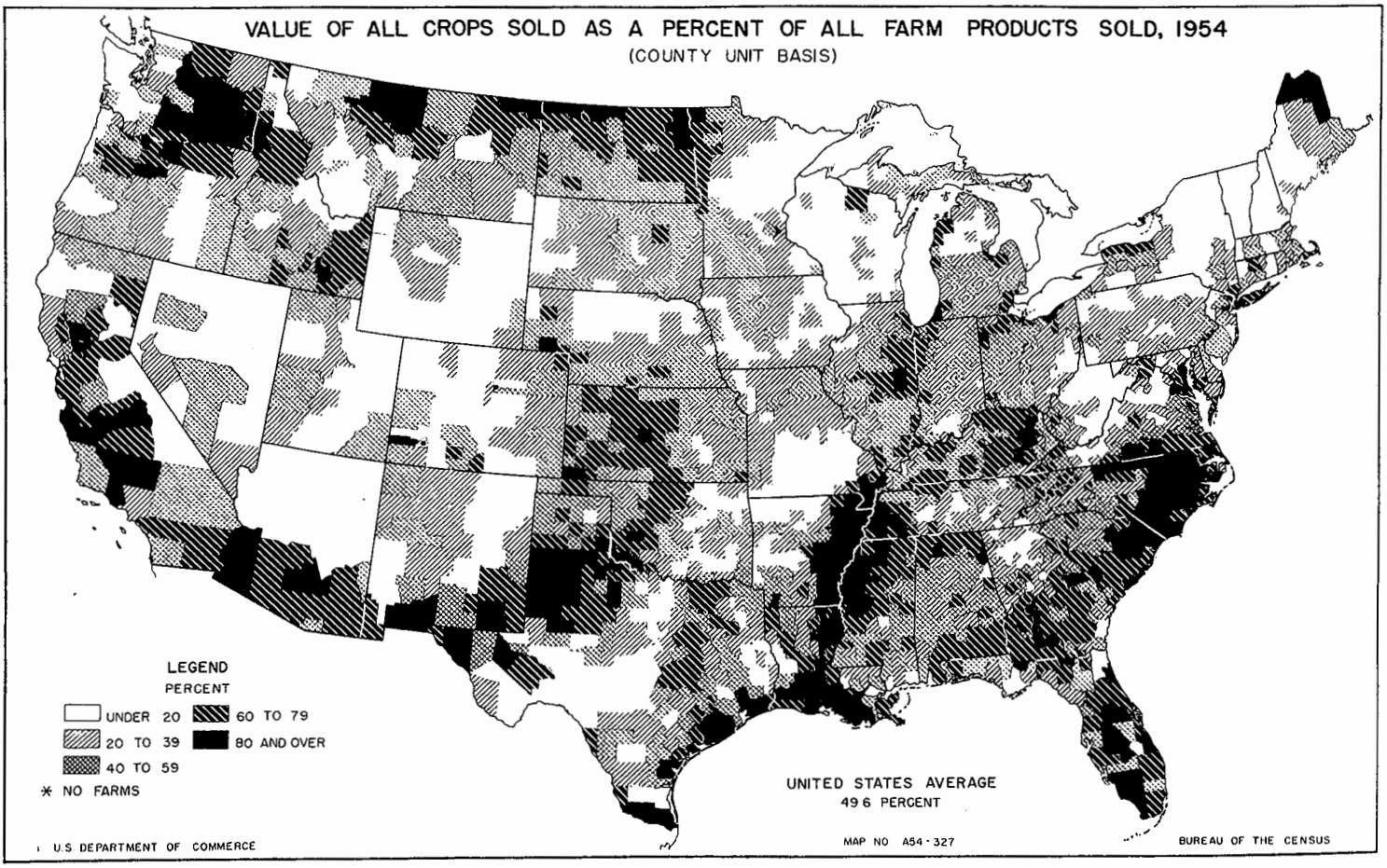
VALUE OF ALL CROPS SOLD AS A PERCENT OF ALL FARM PRODUCTS SOLD, 1954
(COUNTY UNIT BASIS)
LEGEND
PERCENT
UNDER 20
20 TO 39
40 TO 59
60 TO 79
80 AND OVER
* NO FARMS
UNITED STATES AVERAGE
49.6 PERCENT
U.S. DEPARTMENT OF COMMERCE
MAP NO A54-327
BUREAU OF THE CENSUS

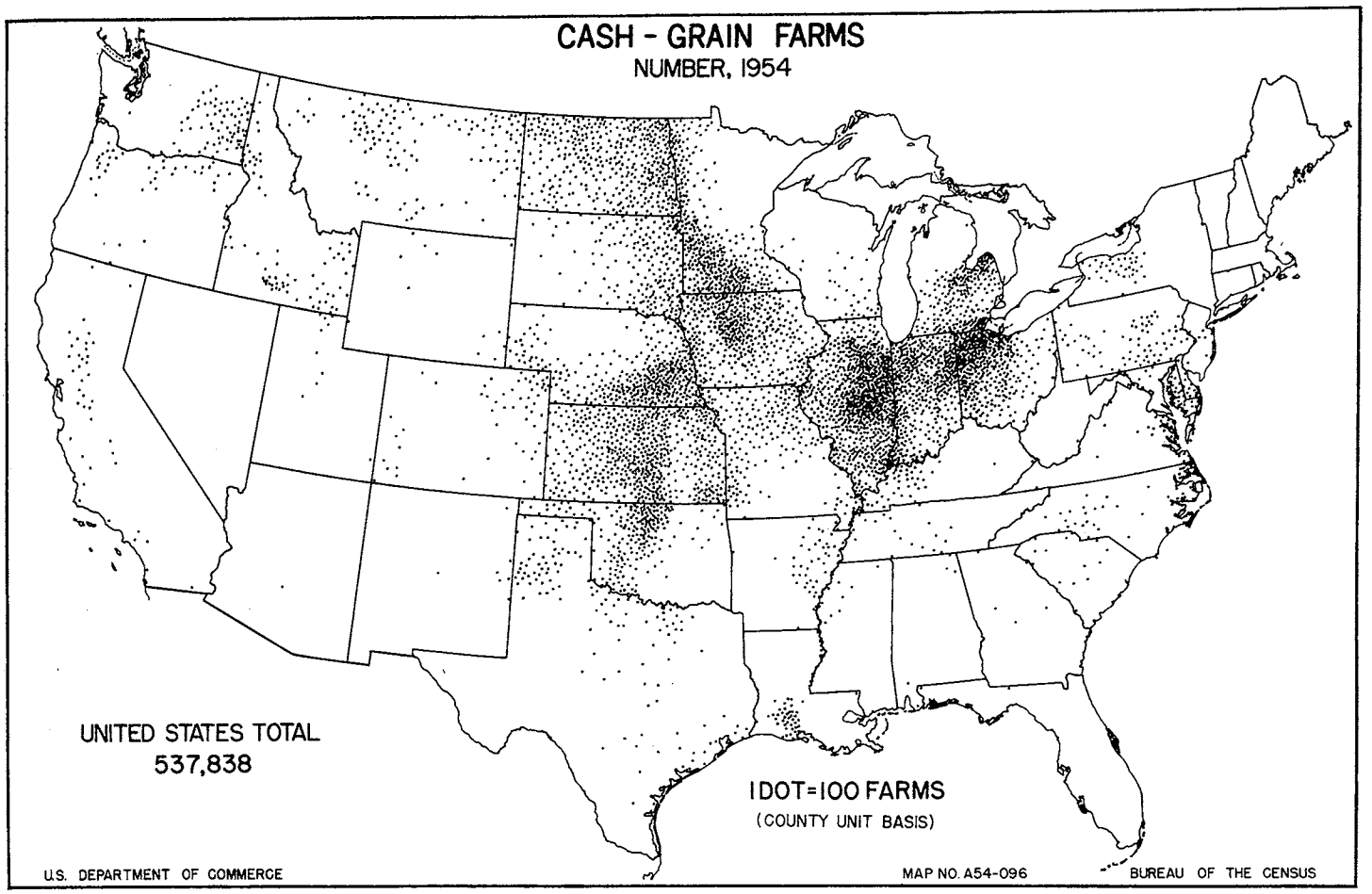
CASH - GRAIN FARMS
NUMBER, 1954
UNITED STATES TOTAL
537,838
1 DOT=100 FARMS
(COUNTY UNIT BASIS)
U.S. DEPARTMENT OF COMMERCE
MAP NO. A54-096
BUREAU OF THE CENSUS

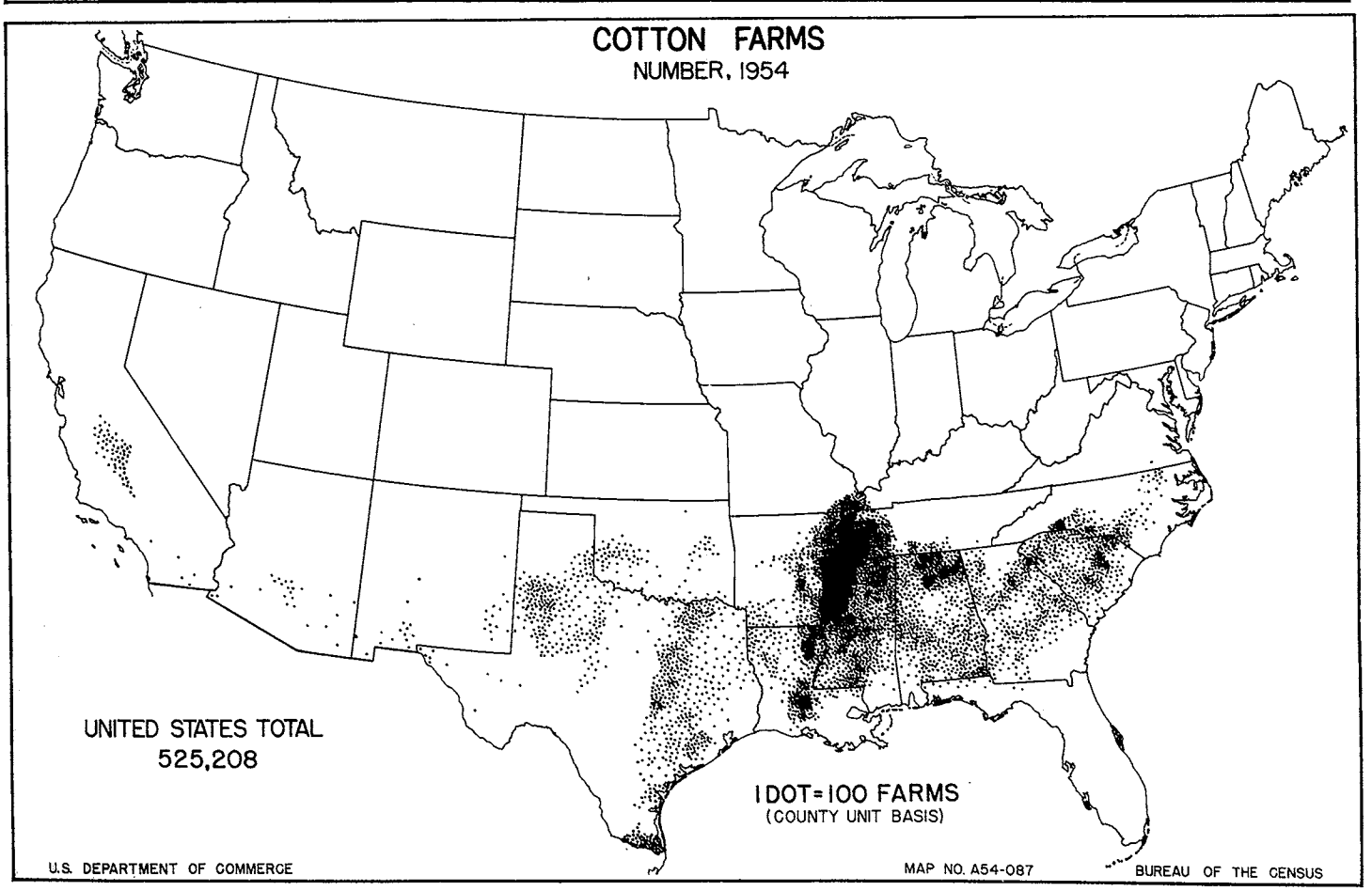
COTTON FARMS
NUMBER, 1954
UNITED STATES TOTAL
525,208
1 DOT=100 FARMS
(COUNTY UNIT BASIS)
U.S. DEPARTMENT OF COMMERCE
MAP NO. A54-087
BUREAU OF THE CENSUS

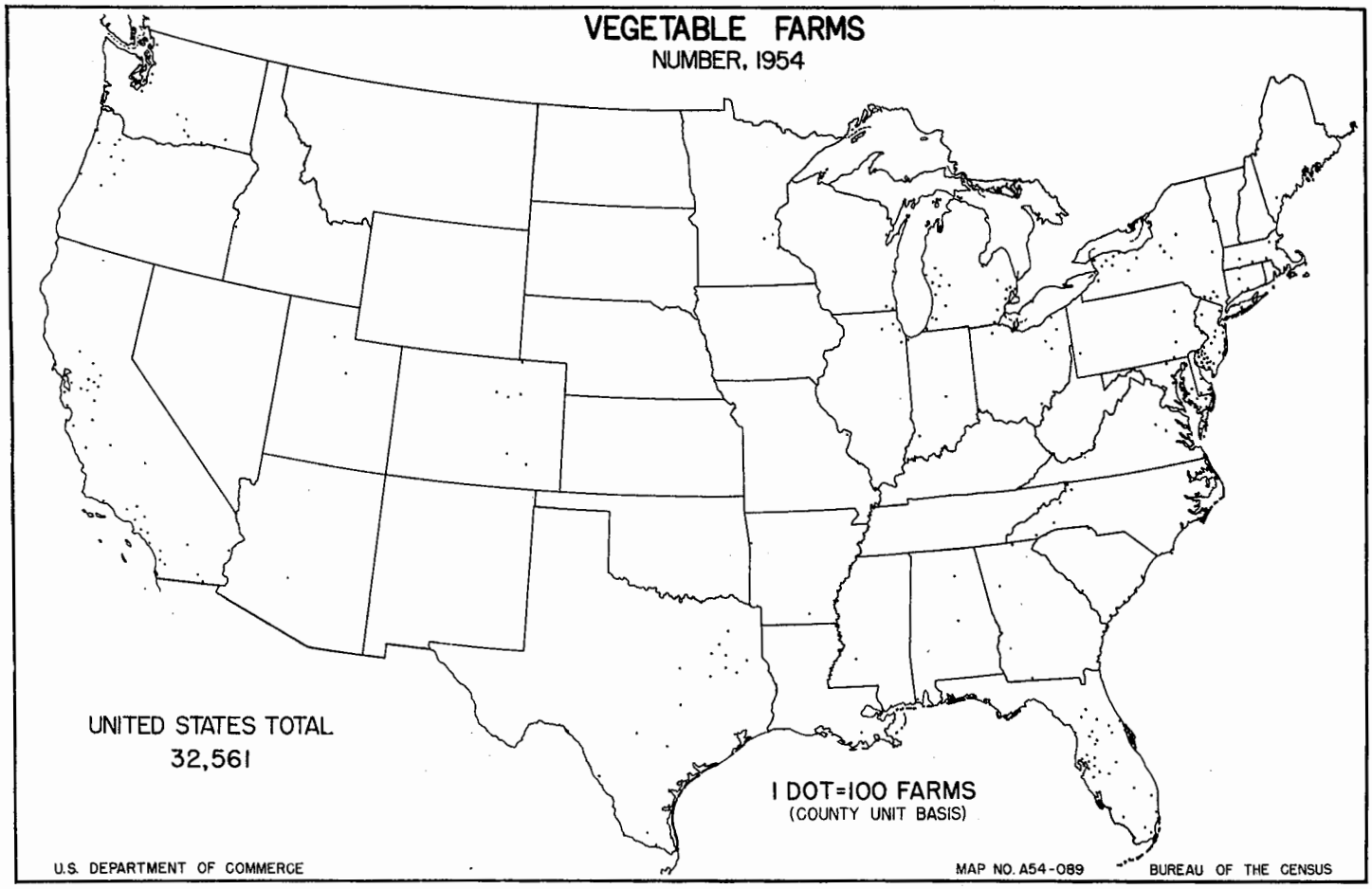
VEGETABLE FARMS
NUMBER, 1954
UNITED STATES TOTAL
32,561
1 DOT=100 FARMS
(COUNTY UNIT BASIS)
U.S. DEPARTMENT OF COMMERCE
MAP NO. A54-089
BUREAU OF THE CENSUS

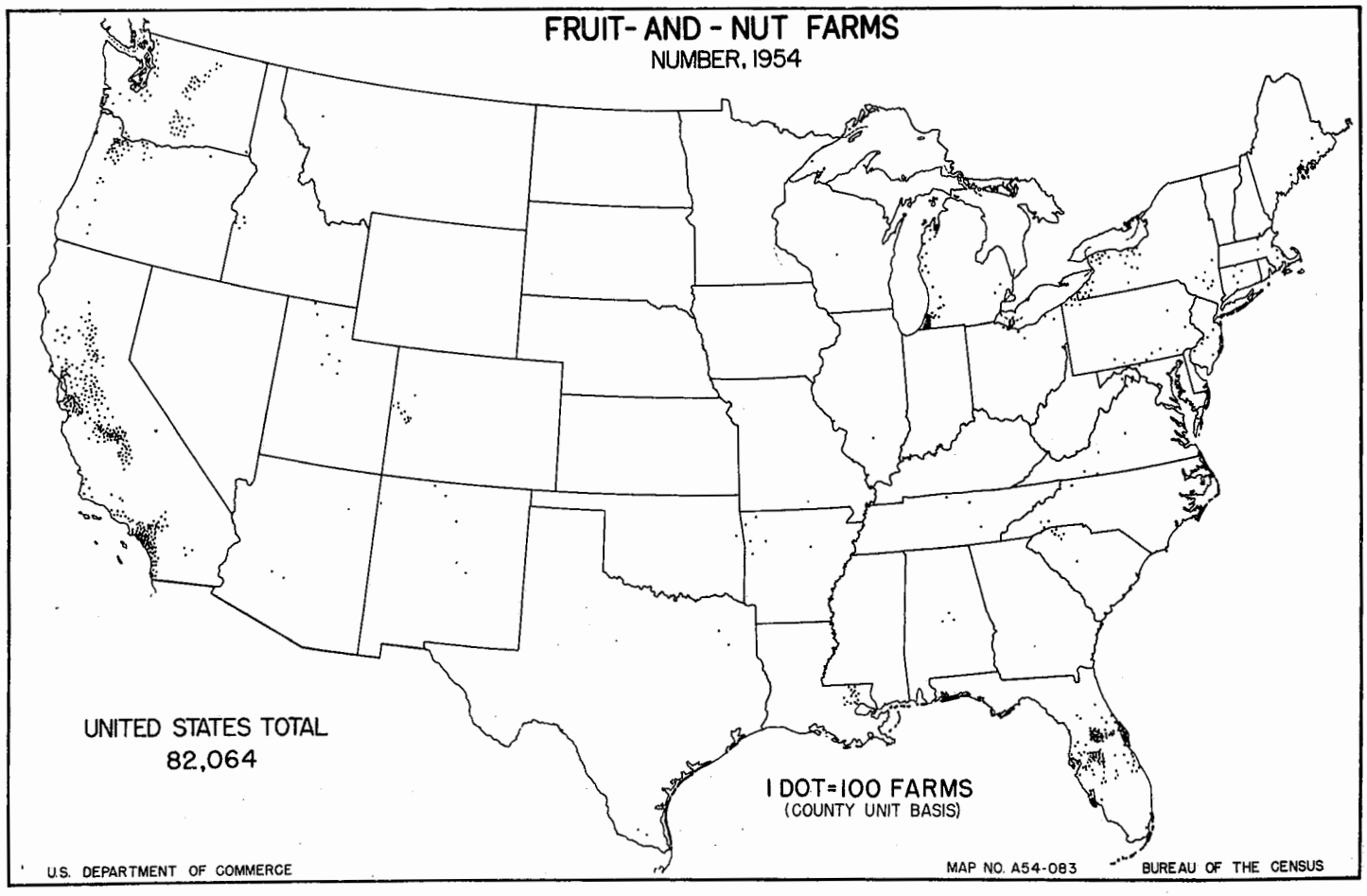
FRUIT-AND-NUT FARMS
NUMBER, 1954
UNITED STATES TOTAL
82,064
1 DOT=100 FARMS
(COUNTY UNIT BASIS)
U.S. DEPARTMENT OF COMMERCE
MAP NO. A54-083
BUREAU OF THE CENSUS

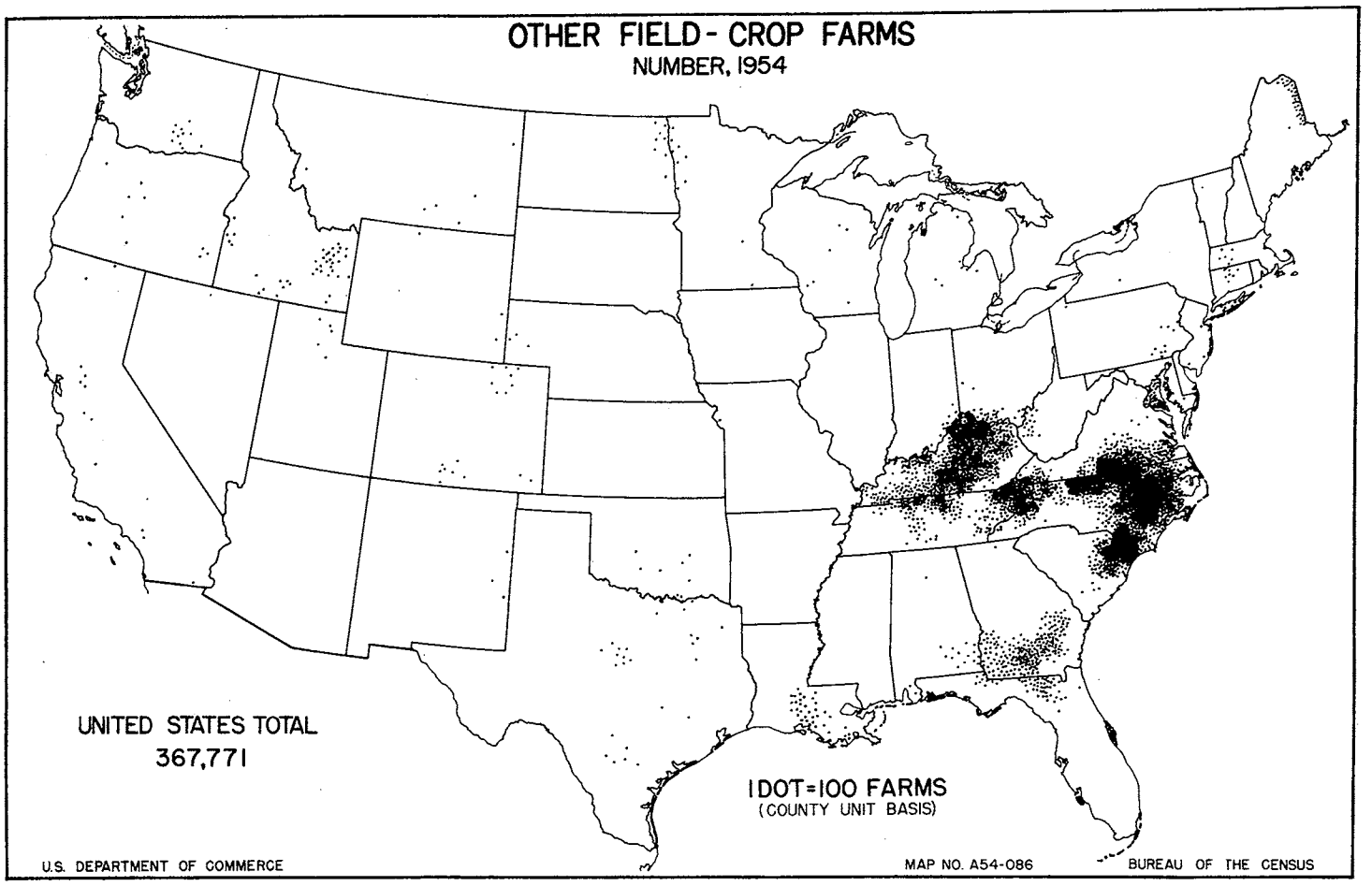
OTHER FIELD-CROP FARMS
NUMBER, 1954
UNITED STATES TOTAL
367,771
1 DOT=100 FARMS
(COUNTY UNIT BASIS)
U.S. DEPARTMENT OF COMMERCE
MAP NO. A54-086
BUREAU OF THE CENSUS

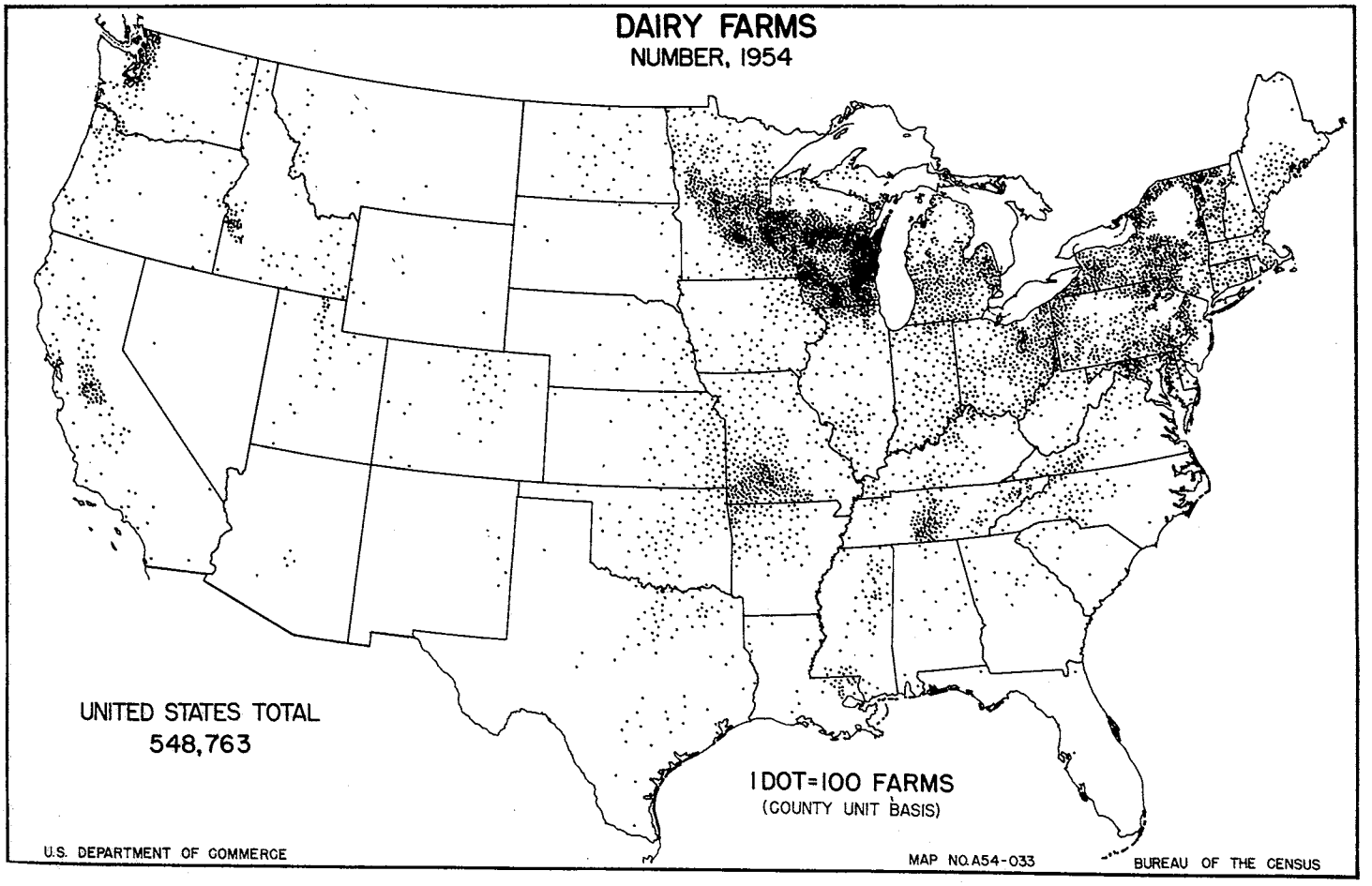
DAIRY FARMS
NUMBER, 1954
UNITED STATES TOTAL
548,763
1 DOT=100 FARMS
(COUNTY UNIT BASIS)
U.S. DEPARTMENT OF COMMERCE
MAP NO. A54-033
BUREAU OF THE CENSUS

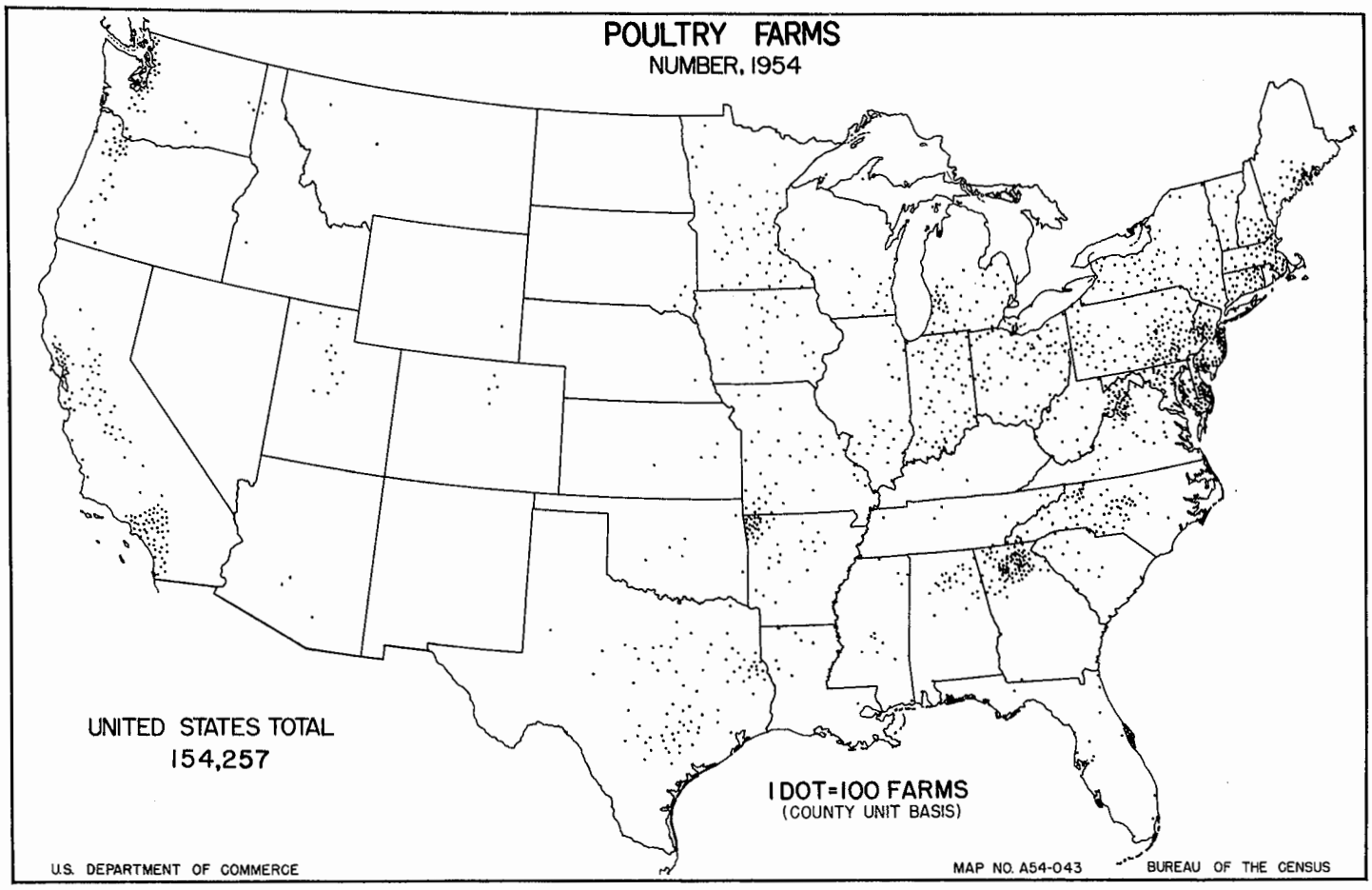
POULTRY FARMS
NUMBER, 1954
UNITED STATES TOTAL
154,257
1 DOT=100 FARMS
(COUNTY UNIT BASIS)
U.S. DEPARTMENT OF COMMERCE
MAP NO. A54-043
BUREAU OF THE CENSUS

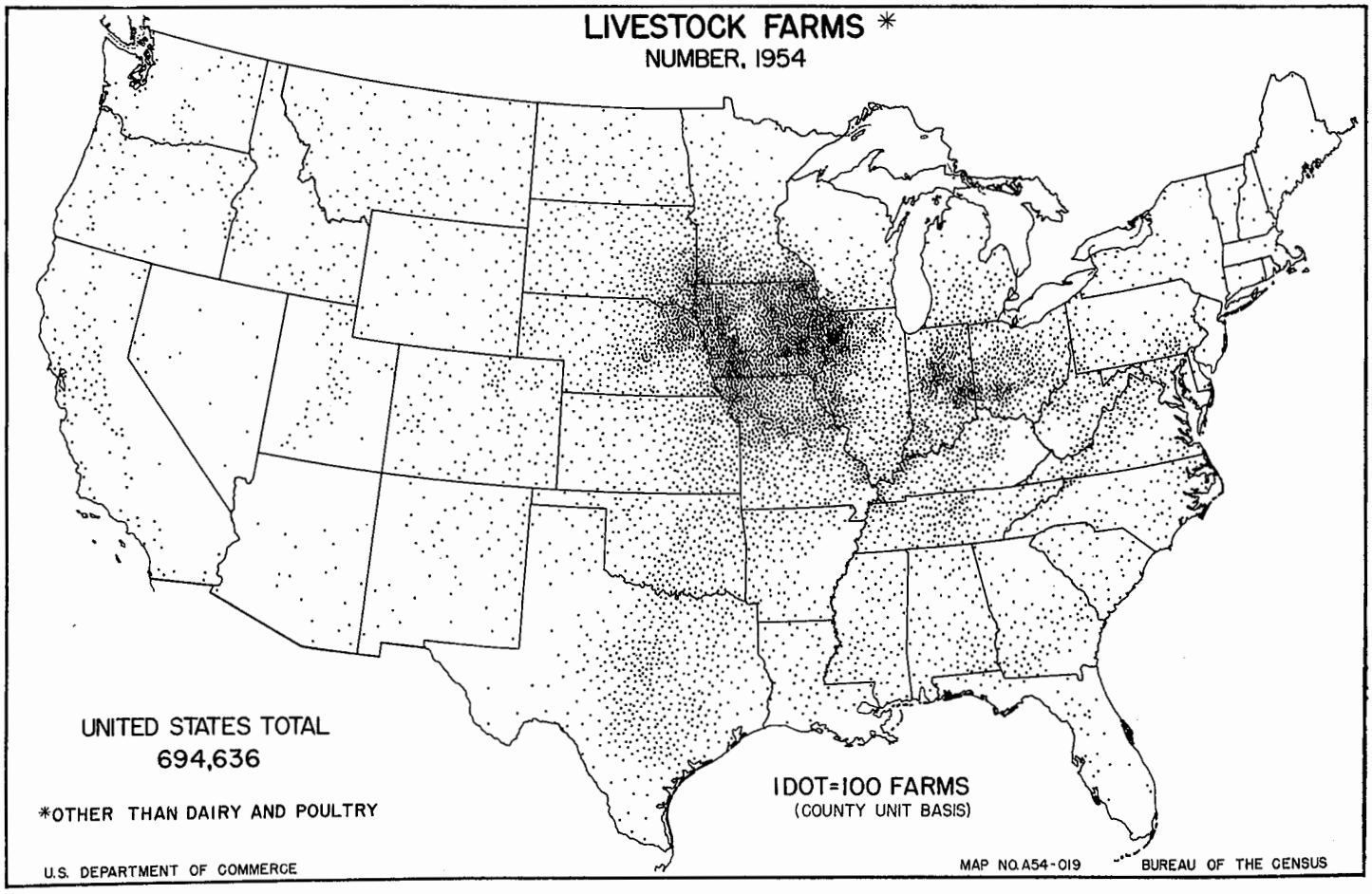
LIVESTOCK FARMS *
NUMBER, 1954
UNITED STATES TOTAL
694,636
*OTHER THAN DAIRY AND POULTRY
1 DOT=100 FARMS
(COUNTY UNIT BASIS)
U.S. DEPARTMENT OF COMMERCE
MAP NO. A54-019
BUREAU OF THE CENSUS

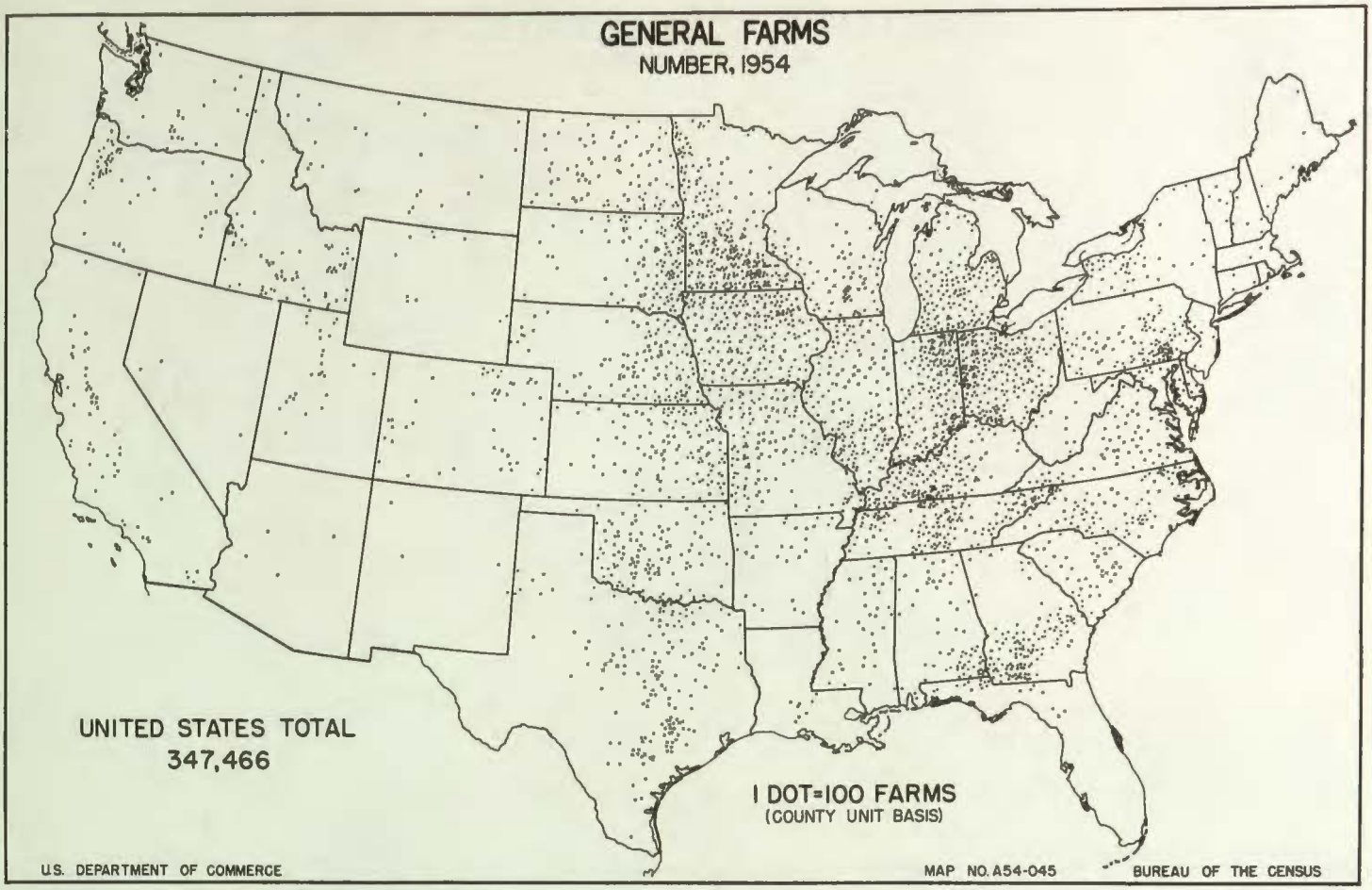
GENERAL FARMS
NUMBER, 1954
UNITED STATES TOTAL
347,466
1 DOT=100 FARMS
(COUNTY UNIT BASIS)
U.S. DEPARTMENT OF COMMERCE
MAP NO. A54-045
BUREAU OF THE CENSUS

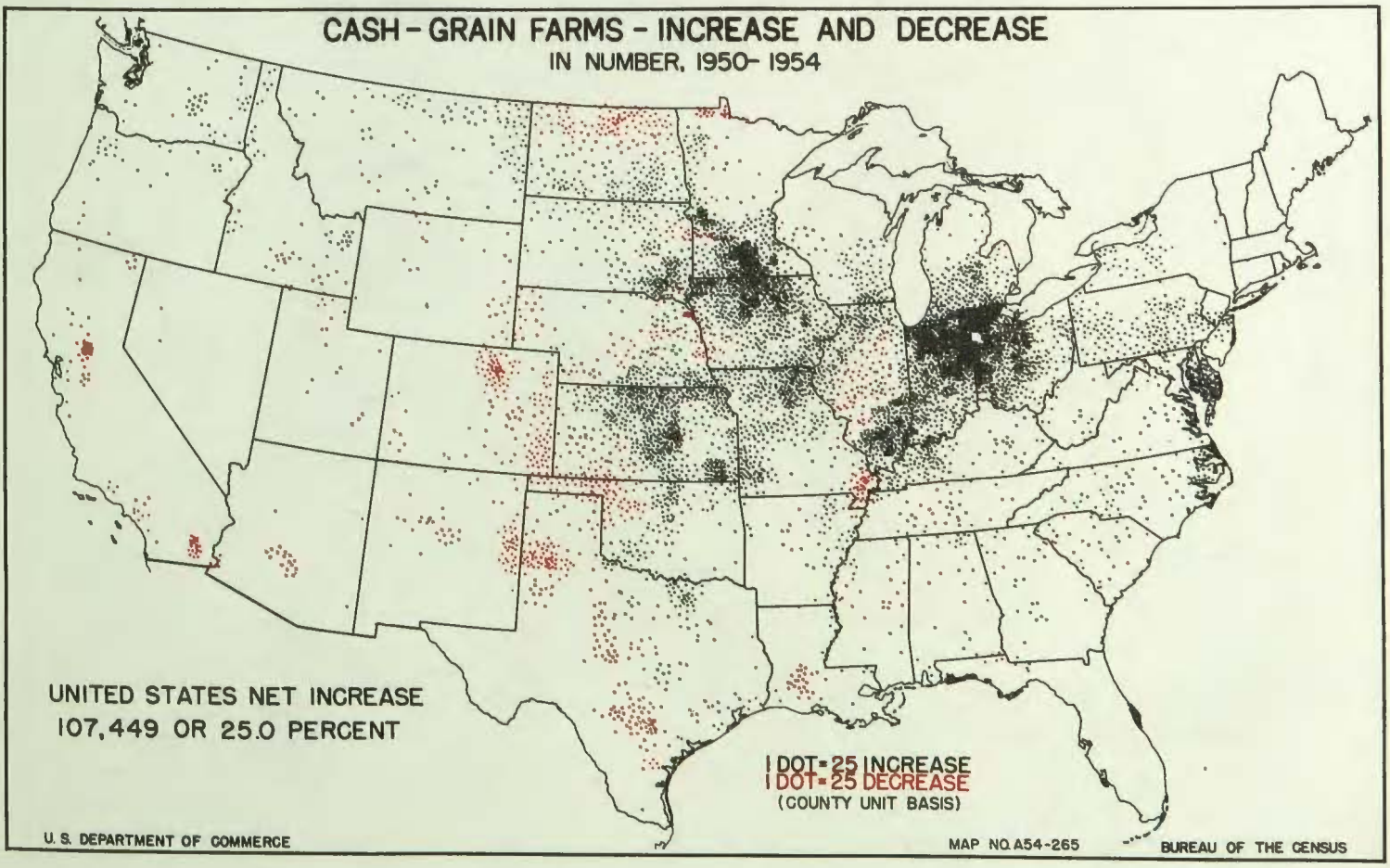
CASH-GRAIN FARMS - INCREASE AND DECREASE
IN NUMBER, 1950-1954
UNITED STATES NET INCREASE
107,449 OR 25.0 PERCENT
1 DOT=25 INCREASE
1 DOT=25 DECREASE
(COUNTY UNIT BASIS)
U. S. DEPARTMENT OF COMMERCE
MAP NO. A54-265
BUREAU OF THE CENSUS

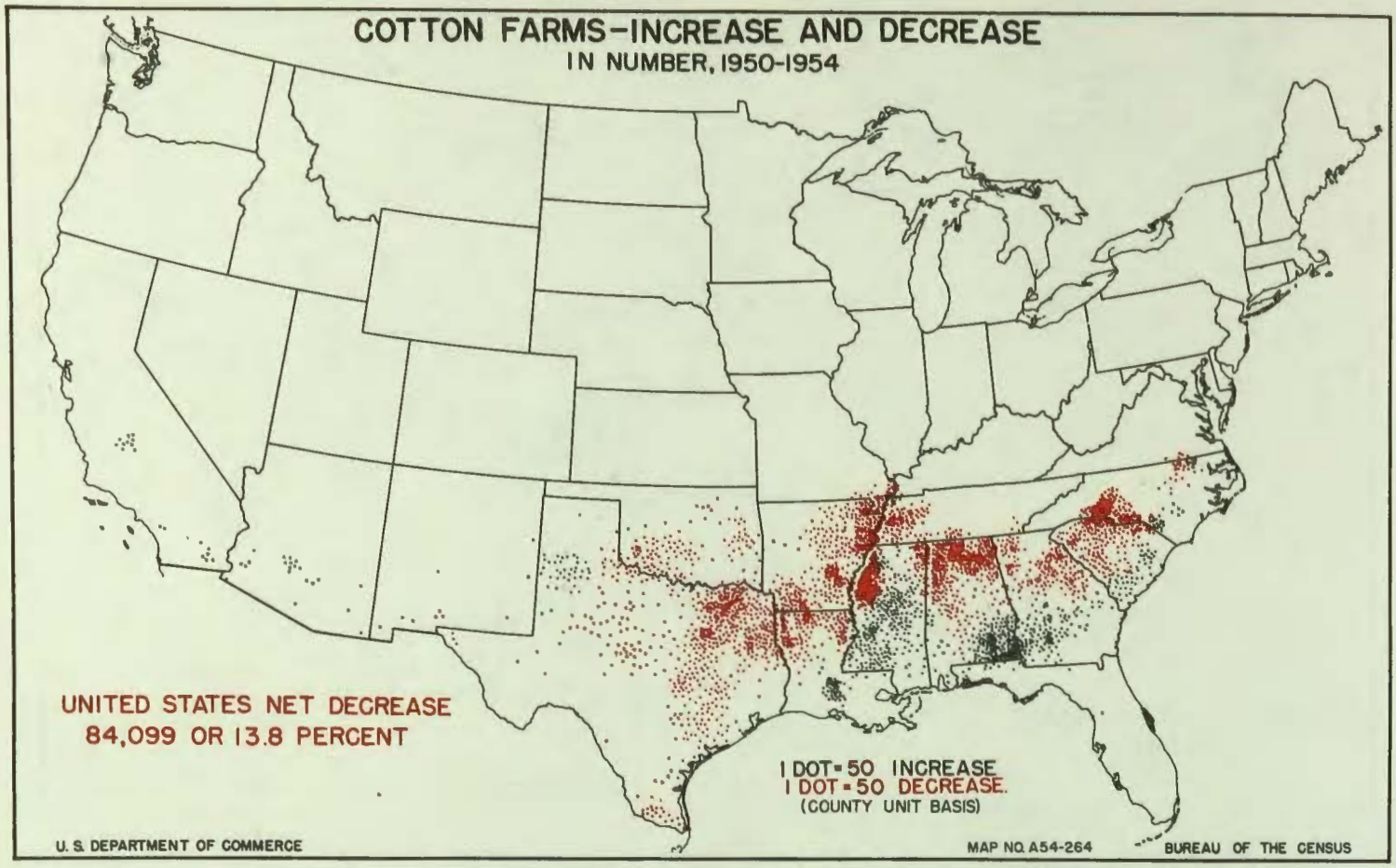
COTTON FARMS-INCREASE AND DECREASE
IN NUMBER, 1950-1954
UNITED STATES NET DECREASE
84,099 OR 13.8 PERCENT
1 DOT=50 INCREASE
1 DOT=50 DECREASE.
(COUNTY UNIT BASIS)
U. S. DEPARTMENT OF COMMERCE
MAP NO. A54-264
BUREAU OF THE CENSUS

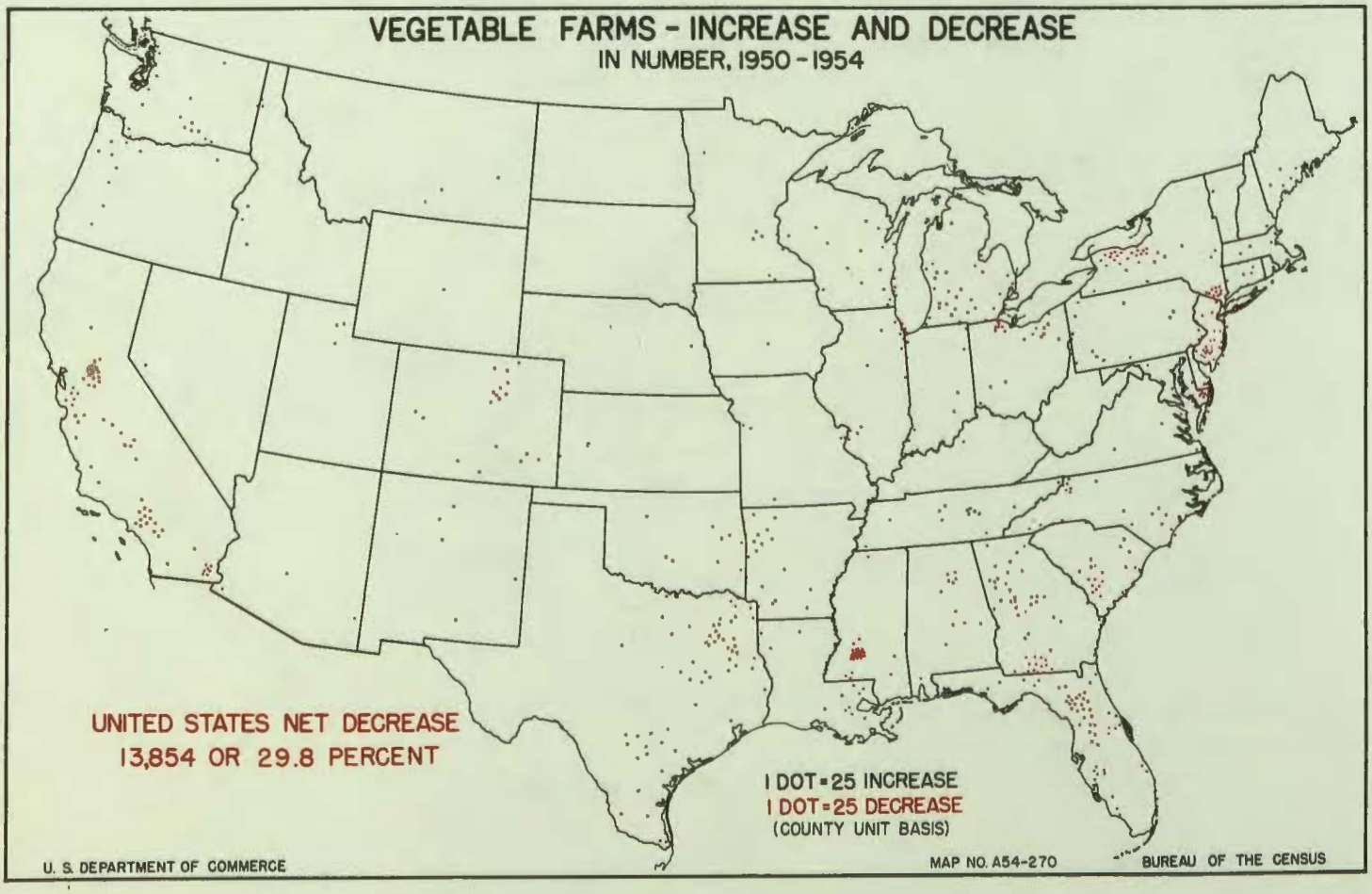
VEGETABLE FARMS - INCREASE AND DECREASE
IN NUMBER, 1950 - 1954
UNITED STATES NET DECREASE
13,854 OR 29.8 PERCENT
1 DOT=25 INCREASE
1 DOT=25 DECREASE
(COUNTY UNIT BASIS)
U. S. DEPARTMENT OF COMMERCE
MAP NO. A54-270
BUREAU OF THE CENSUS

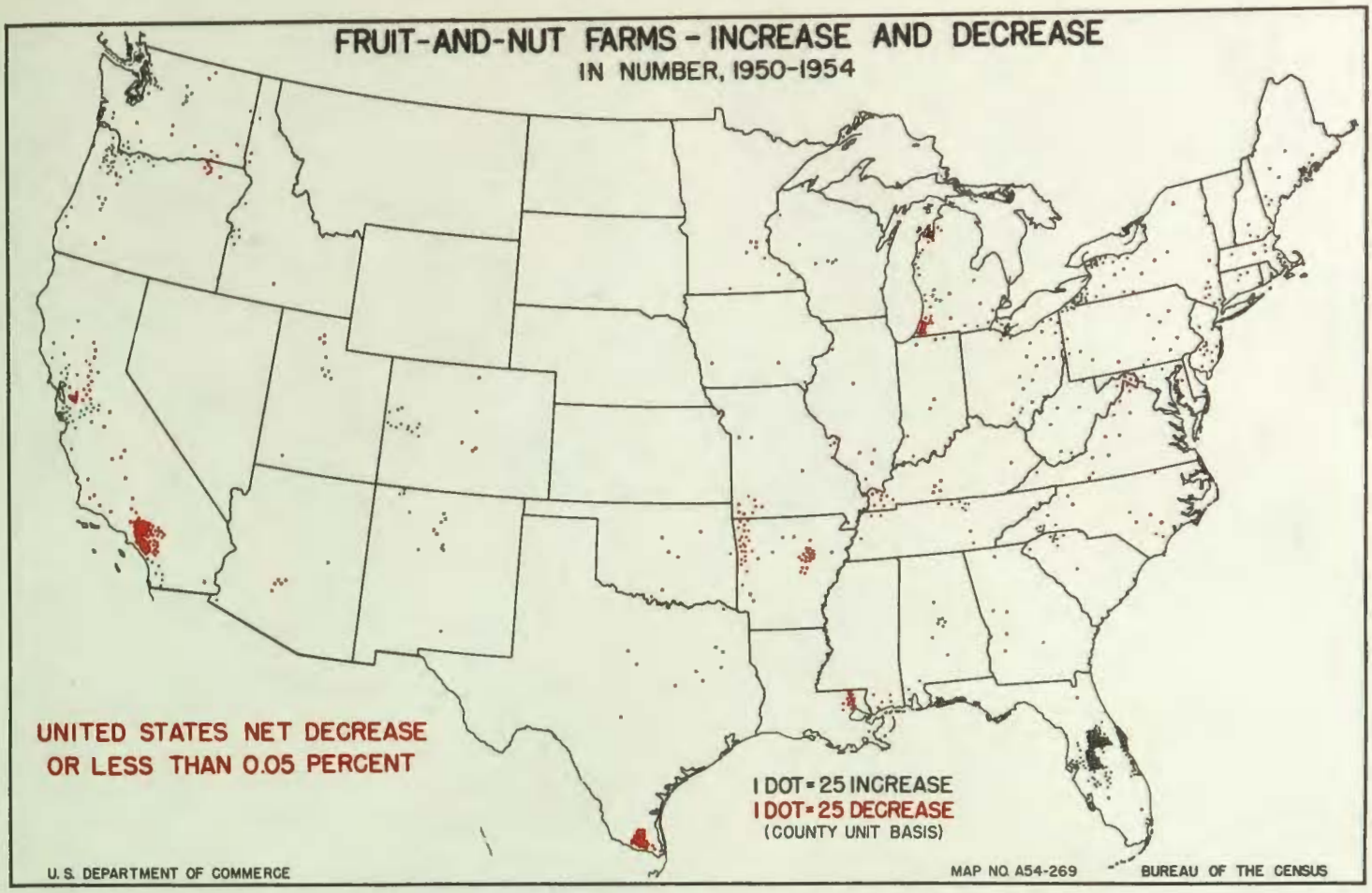
FRUIT-AND-NUT FARMS - INCREASE AND DECREASE
IN NUMBER, 1950-1954
UNITED STATES NET DECREASE
OR LESS THAN 0.05 PERCENT
1 DOT = 25 INCREASE
1 DOT = 25 DECREASE
(COUNTY UNIT BASIS)
U. S. DEPARTMENT OF COMMERCE
MAP NO. A54-269
BUREAU OF THE CENSUS

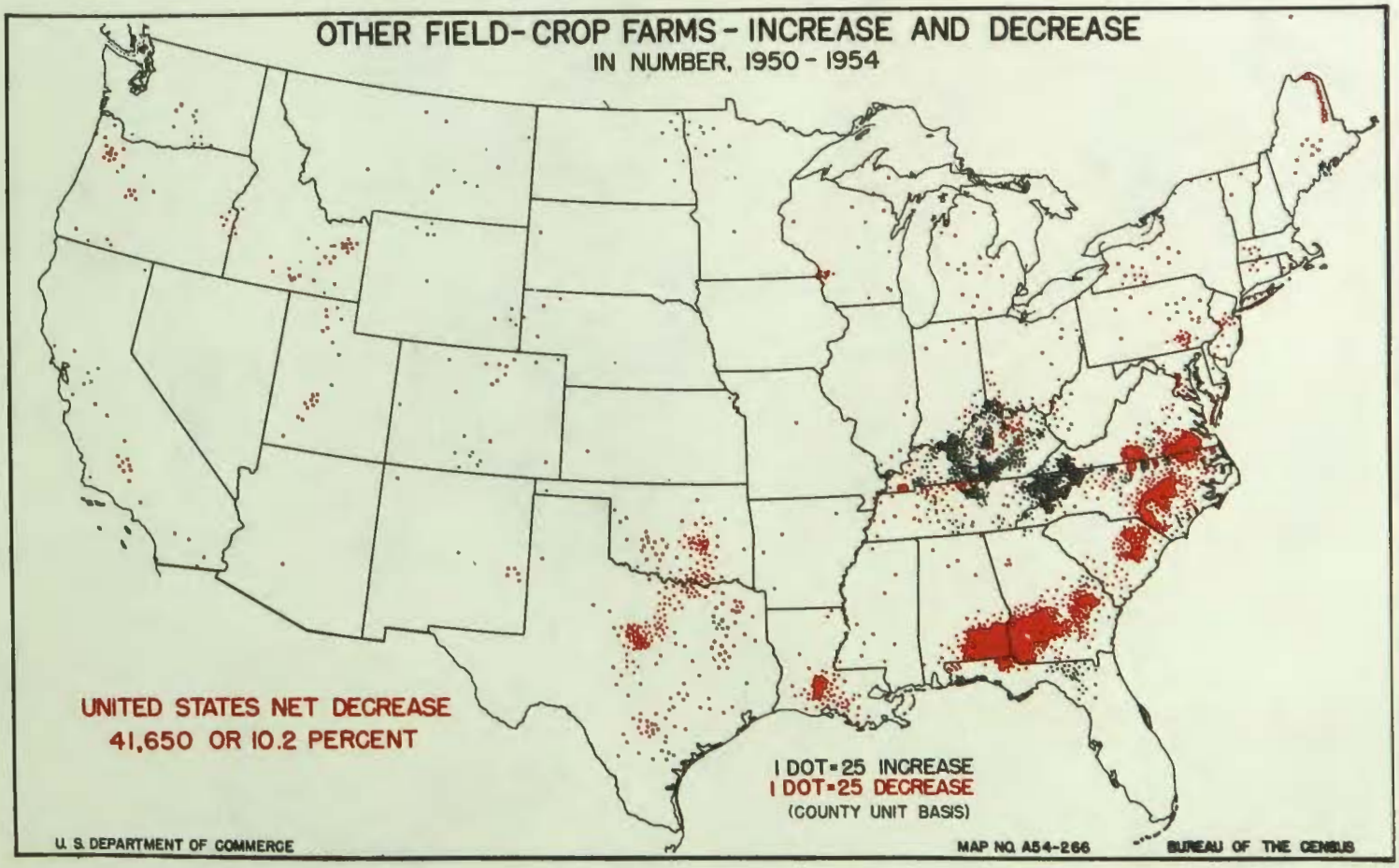
OTHER FIELD-CROP FARMS - INCREASE AND DECREASE
IN NUMBER, 1950 - 1954
UNITED STATES NET DECREASE
41,650 OR 10.2 PERCENT
1 DOT = 25 INCREASE
1 DOT = 25 DECREASE
(COUNTY UNIT BASIS)
U. S. DEPARTMENT OF COMMERCE
MAP NO. A54-266
BUREAU OF THE CENSUS

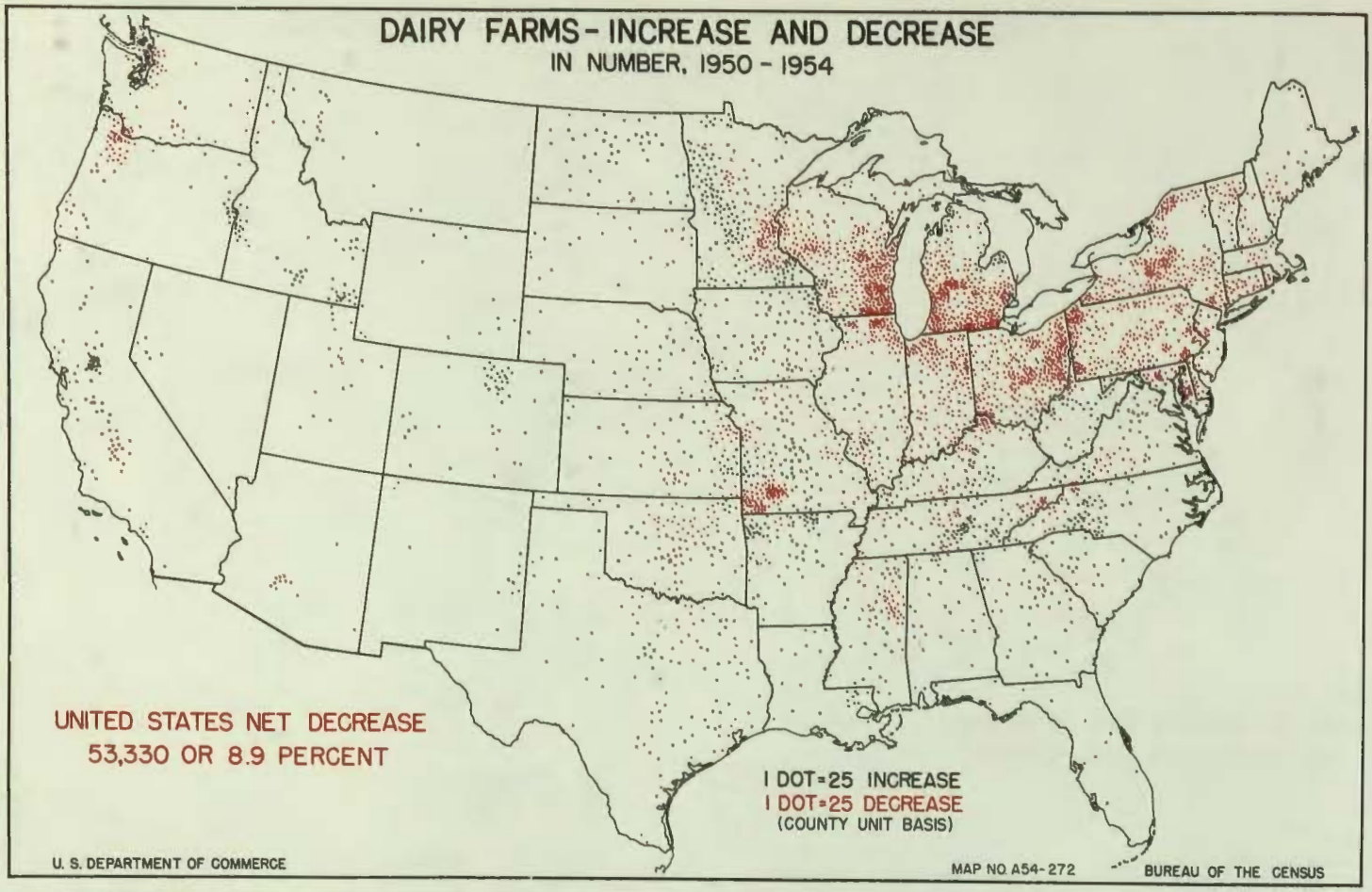
DAIRY FARMS - INCREASE AND DECREASE
IN NUMBER, 1950 - 1954
UNITED STATES NET DECREASE
53,330 OR 8.9 PERCENT
1 DOT=25 INCREASE
1 DOT=25 DECREASE
(COUNTY UNIT BASIS)
U. S. DEPARTMENT OF COMMERCE
MAP NO. A54-272
BUREAU OF THE CENSUS

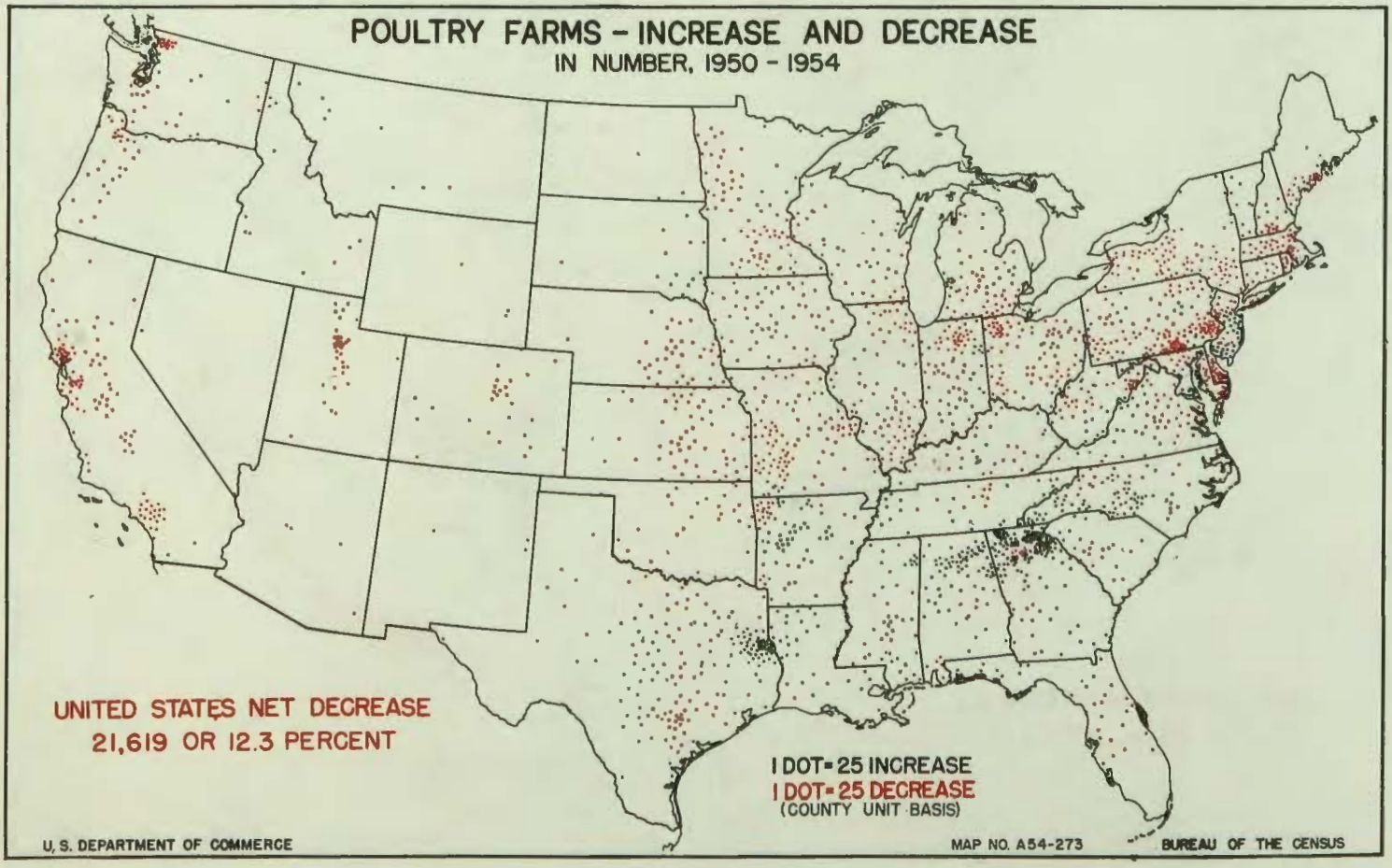
POULTRY FARMS - INCREASE AND DECREASE
IN NUMBER, 1950 - 1954
UNITED STATES NET DECREASE
21,619 OR 12.3 PERCENT
1 DOT=25 INCREASE
1 DOT=25 DECREASE
(COUNTY UNIT BASIS)
U. S. DEPARTMENT OF COMMERCE
MAP NO. A54-273
BUREAU OF THE CENSUS

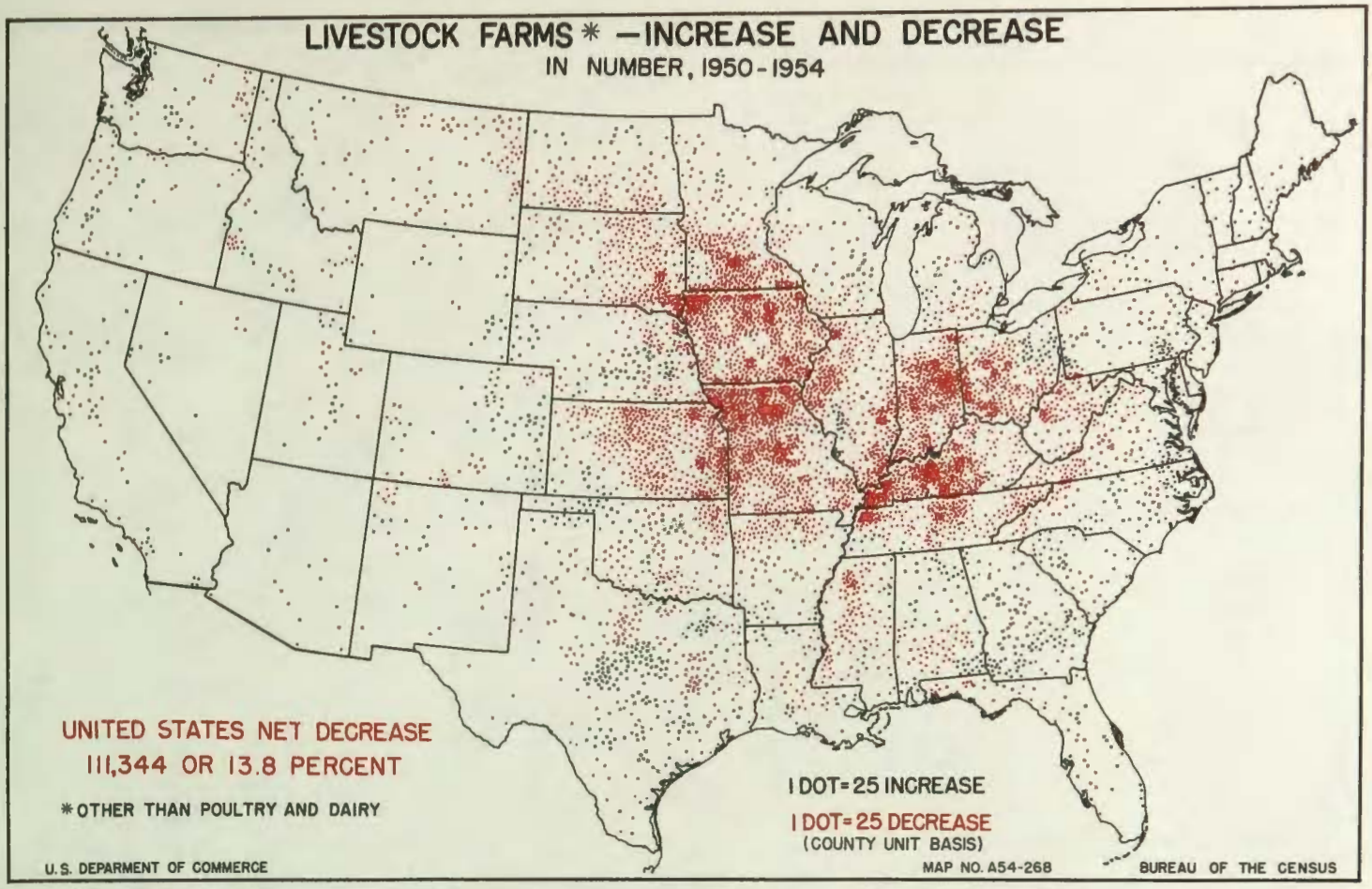
LIVESTOCK FARMS * —INCREASE AND DECREASE
IN NUMBER, 1950-1954
UNITED STATES NET DECREASE
111,344 OR 13.8 PERCENT
* OTHER THAN POULTRY AND DAIRY
1 DOT = 25 INCREASE
1 DOT = 25 DECREASE
(COUNTY UNIT BASIS)
U. S. DEPARMENT OF COMMERCE
MAP NO. A54-268
BUREAU OF THE CENSUS

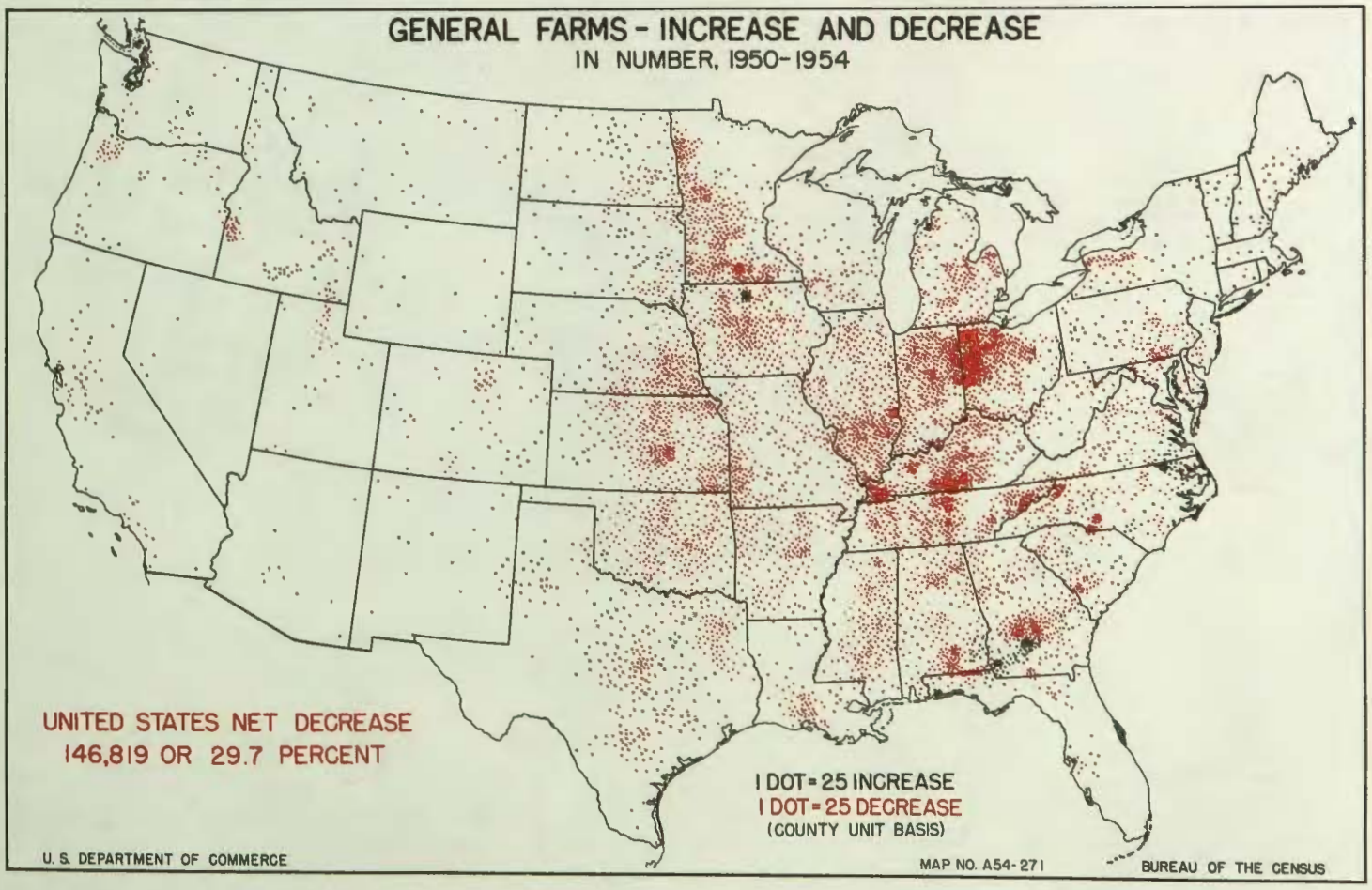
GENERAL FARMS - INCREASE AND DECREASE
IN NUMBER, 1950-1954
UNITED STATES NET DECREASE
146,819 OR 29.7 PERCENT
1 DOT = 25 INCREASE
1 DOT = 25 DECREASE
(COUNTY UNIT BASIS)
U. S. DEPARTMENT OF COMMERCE
MAP NO. A54-271
BUREAU OF THE CENSUS

Table 2.—FARMS AND FARM CHARACTERISTICS, BY TYPE OF

[Data are based on reports for only a sample of farms. See text.

	Item (For definitions and explanations, see text)		Total, all farms	Commercial farms by type of farm: Commercial, total	Cash-grain	Cotton	Other field-crop	Vegetable	Fruit-and-nut	Dairy
	FARMS, ACREAGE, AND VALUE									
1	Farms	number 1954	4,783,021	3,327,617	537,838	525,208	367,771	32,561	82,064	548,763
2		1950	5,379,250	3,706,412	430,389	609,307	409,421	46,415	82,178	602,093
3	Land in farms	acres 1954	1,160,043,854	1,032,466,300	204,443,755	05,350,921	33,692,499	4,781,531	9,785,293	97,212,025
4		1950	1,159,789,020	1,021,354,502	172,573,751	65,992,958	38,116,666	5,411,947	7,908,334	97,189,798
5	Average size of farm	acres 1954	242.5	310.3	380.1	124.4	91.6	146.8	119.2	177.1
6		1950	215.6	275.6	401.0	108.3	93.1	116.6	96.2	161.4
	Value of land and buildings:									
7	Average per farm	dollars 1954	19,761	25,429	40,004	12,978	10,400	38,532	46,404	18,589
8		1950	13,911	17,696	31,844	8,690	7,997	21,349	32,918	13,914
9	Average per acre	dollars 1954	84.82	83.16	102.62	111.31	117.71	266.25	434.21	105.70
10		1950	66.75	65.10	79.54	81.50	86.74	187.16	359.88	86.60
11	Proportion of farms reporting value	percent 1954	81	81	82	82	79	78	84	83
12		1950	87	88	89	87	87	84	87	88
	Land in farms according to use:									
13	Cropland harvested	farms reporting 1954	4,121,154	3,148,407	537,838	525,208	367,291	32,561	82,059	519,712
14		1949	4,744,308	3,523,084	430,389	609,307	409,421	46,415	82,153	571,498
15		acres 1954	334,163,956	321,588,863	111,439,470	33,094,609	12,239,452	2,239,942	3,624,304	37,003,692
16		1949	345,528,410	328,050,079	95,731,967	35,305,769	14,401,973	2,491,563	3,544,438	36,934,405
17	1 to 9 acres	farms reporting 1954	814,846	254,695	3,261	44,611	79,276	6,595	21,966	19,912
18		1949	889,949	258,621	1,581	34,693	59,922	10,045	21,263	25,538
19	10 to 19 acres	farms reporting 1954	621,155	393,955	9,973	134,819	102,300	7,286	19,613	36,930
20		1949	768,361	461,001	7,447	142,555	113,690	11,234	20,064	46,335
21	20 to 29 acres	farms reporting 1954	427,375	333,140	15,787	100,880	70,565	4,187	10,456	48,666
22		1949	574,612	429,565	10,653	133,194	86,826	7,095	11,042	59,501
23	30 to 49 acres	farms reporting 1954	533,239	470,631	40,077	98,501	60,958	5,140	12,432	109,099
24		1949	685,449	588,607	25,130	133,217	79,819	7,342	12,878	131,562
25	50 to 99 acres	farms reporting 1954	714,888	691,500	102,986	75,544	36,373	4,779	10,502	195,478
26		1949	815,017	780,779	75,118	89,476	49,511	6,304	10,286	211,437
27	100 to 199 acres	farms reporting 1954	603,543	599,617	171,761	39,408	12,379	2,716	4,593	91,851
28		1949	624,464	619,481	141,679	46,540	14,276	2,698	4,272	83,196
29	200 or more acres	farms reporting 1954	406,108	404,869	193,993	31,445	5,440	1,858	2,497	17,776
30		1949	386,456	385,030	168,781	29,632	5,377	1,697	2,348	13,929
31	200 to 499 acres	farms reporting 1954	336,534	335,630	156,286	24,106	4,315	1,249	1,940	16,984
32	500 or more acres	farms reporting 1954	69,574	69,239	37,707	7,339	1,125	609	557	792
33	Cropland used only for pasture	farms reporting 1954	1,873,340	1,412,047	201,011	126,462	141,901	7,073	12,778	329,523
34		1949	2,142,993	1,577,312	153,604	153,119	160,402	11,427	14,020	349,194
35		acres 1954	66,973,530	57,509,620	7,552,587	3,687,762	3,402,009	225,953	468,898	11,280,729
36		1949	69,841,001	59,510,758	5,993,410	3,377,487	3,368,566	265,488	396,293	11,469,750
37	Cropland not harvested and not pastured	farms reporting 1954	1,303,195	890,043	218,652	128,179	103,930	10,843	21,580	110,983
38		1949	1,556,392	1,035,792	177,688	152,744	129,461	15,884	22,266	125,803
39		acres 1954	60,800,290	52,487,344	27,623,915	3,737,452	1,957,535	291,266	522,701	2,897,309
40		1949	64,001,705	53,659,397	24,437,447	3,769,055	2,490,371	395,252	527,516	3,315,897
41	Cultivated summer fallow[1]	farms reporting 1954	216,137	203,283	113,713	11,248	2,523	685	2,491	9,013
42		1949	209,552	194,593	95,802	7,599	3,308	896	2,472	8,900
43		acres 1954	28,733,719	28,071,704	20,583,314	745,248	165,104	36,079	47,399	465,140
44		1949	25,602,164	25,118,129	18,205,817	439,424	184,299	24,815	63,052	344,803
45	Other cropland[1]	farms reporting 1954	239,564	194,906	64,832	27,051	3,921	1,998	7,118	13,420
46		1949	276,105	218,469	55,447	25,501	6,624	3,028	7,982	14,719
47		acres 1954	13,585,149	12,082,624	4,658,980	1,337,190	184,206	57,932	151,577	619,283
48		1949	13,946,543	12,293,109	4,201,876	988,760	230,464	77,117	155,734	584,861
49	Cropland used only for crops not harvested and not pastured[2]	farms reporting 1954	314,834	233,186	33,800	37,075	36,596	3,423	4,383	44,119
50		acres 1954	5,050,978	4,179,541	931,892	474,129	448,652	64,721	71,600	696,196
51	Idle cropland[2]	farms reporting 1954	702,365	392,905	48,481	68,515	77,580	6,236	10,142	58,234
52		acres 1954	13,430,444	8,153,475	1,449,729	1,180,885	1,159,573	132,534	252,125	1,116,690
53	Woodland pastured	farms reporting 1954	1,510,154	1,056,527	95,432	136,653	106,542	5,378	9,462	278,593
54		1949	1,712,385	1,219,796	72,430	157,648	123,177	8,453	9,957	311,020
55		acres 1954	121,234,190	94,423,404	5,425,919	6,616,728	3,098,871	510,699	1,426,403	13,790,541
56		1949	135,119,501	110,000,324	4,709,778	6,695,854	3,752,284	606,657	880,002	14,368,243
57	Woodland not pastured	farms reporting 1954	1,384,383	919,817	103,774	118,841	168,325	8,967	17,063	190,594
58		1949	1,658,725	1,068,506	72,152	146,690	196,107	13,581	17,246	206,574
59		acres 1954	75,987,976	55,842,284	5,017,324	6,498,698	8,349,935	466,743	1,259,730	9,144,993
60		1949	85,155,253	60,245,206	3,583,029	7,339,317	9,655,491	612,120	1,168,416	8,923,451
61	Other pasture (not cropland and not woodland)	farms reporting 1954	1,996,959	1,490,099	261,888	146,475	98,329	6,109	13,108	305,122
62		1949	2,055,493	1,540,810	207,724	157,203	90,370	8,418	11,421	308,875
63		acres 1954	459,158,436	415,260,138	38,635,959	9,602,665	3,071,296	717,638	1,639,970	18,030,281
64		1949	414,731,311	371,803,649	30,942,592	7,076,746	2,494,270	608,715	717,045	16,957,617
65	Improved other pasture	farms reporting 1954	401,262	312,176	28,819	27,321	30,719	1,902	4,533	75,105
66		acres 1954	17,629,432	16,101,013	1,007,771	753,115	421,020	83,234	234,070	2,174,697
67	Other land (house lots, roads, wasteland, etc.)	farms reporting 1954	4,285,278	2,981,812	504,466	381,016	305,246	27,554	65,569	529,066
68		1949	4,710,010	3,267,937	396,862	427,335	330,807	38,015	63,998	573,121
69		acres 1954	41,725,476	35,354,647	8,748,581	2,113,007	1,573,401	329,290	843,287	5,064,480
70		1949	45,411,839	38,085,089	7,175,528	2,428,730	1,953,711	432,152	674,624	5,220,435
71	Cropland, total	farms reporting 1954	4,429,515	3,223,095	537,838	525,208	367,591	32,561	82,059	535,520
72		1949	5,057,893	3,600,673	430,389	609,307	409,421	46,415	82,158	588,877
73		acres 1954	461,937,776	431,585,827	146,615,972	40,519,823	17,598,996	2,757,161	4,615,903	51,181,730
74		1949	479,371,116	441,220,234	126,162,824	42,452,311	20,260,910	3,152,303	4,468,247	51,720,052
75	Land pastured, total	farms reporting 1954	3,615,807	2,603,240	428,224	275,837	226,858	13,436	26,147	537,505
76		1949	4,065,379	2,920,620	345,673	327,733	252,258	21,077	27,000	586,856
77		acres 1954	647,366,156	567,193,162	51,614,465	19,907,155	9,572,176	1,454,290	3,535,271	43,101,551
78		1949	619,691,813	541,314,731	41,645,780	17,150,087	9,615,120	1,480,860	1,993,340	42,795,610
79	Woodland, total	farms reporting 1954	2,399,866	1,615,930	173,371	199,549	215,593	12,630	23,407	380,698
80		1949	2,753,552	1,845,682	125,031	235,767	245,962	19,098	23,730	416,085
81		acres 1954	197,222,166	150,265,688	10,443,243	13,115,426	11,448,806	977,442	2,686,133	22,935,534
82		1949	220,274,754	170,245,530	8,292,807	14,035,171	13,407,775	1,218,777	2,048,418	23,291,694

See footnotes at end of table.

FARM, FOR THE UNITED STATES: CENSUSES OF 1954 AND 1950

Data for States in Tables 3 to 6 and in Volume I]

Commercial farms by type of farm—Continued						Other farms (part-time, residential, and abnormal), total	Percent of all farms		Percent distribution by type of farm (All farms = 100%)												
		General—															General—				
Poultry	Livestock other than dairy and poultry	Primarily crop	Primarily livestock	Crop and livestock	Miscellaneous		Commercial farms	Other farms	Cash-grain	Cotton	Other field-crop	Vegetable	Fruit-and-nut	Dairy	Poultry	Livestock other than dairy and poultry	Primarily crop	Primarily livestock	Crop and livestock	Miscellaneous	
154,257	694,636	80,083	63,239	204,144	37,053	1,455,404	69.6	30.4	11.2	11.0	7.7	0.7	1.7	11.5	3.2	14.5	1.7	1.3	4.3	0.8	1
175,876	806,080	84,569	134,666	275,050	50,368	1,672,838	68.9	31.1	8.0	11.3	7.6	0.9	1.5	11.2	3.3	15.0	1.6	2.5	5.1	0.9	2
12,048,452	507,806,410	21,533,850	11,561,567	53,948,680	10,301,287	127,577,554	89.0	11.0	17.6	5.6	2.9	0.4	0.8	8.4	1.0	43.8	1.9	1.0	4.7	0.9	3
12,768,082	504,186,209	20,930,094	22,103,020	64,108,412	10,065,231	138,434,518	88.1	11.9	14.9	5.7	3.3	0.5	0.7	8.4	1.1	43.5	1.8	1.9	5.5	0.9	4
78.1	731.0	268.9	182.8	264.3	278.0	87.7	xxx	xxx	xxx	xxx	xxx	xxx	xxx	xxx	xxx	xxx	xxx	xxx	xxx	xxx	5
72.6	625.5	247.5	164.1	233.1	199.8	82.8	xxx	xxx	xxx	xxx	xxx	xxx	xxx	xxx	xxx	xxx	xxx	xxx	xxx	xxx	6
13,898	36,230	29,231	19,718	25,499	27,953	6,787	xxx	xxx	xxx	xxx	xxx	xxx	xxx	xxx	xxx	xxx	xxx	xxx	xxx	xxx	7
10,518	24,656	18,833	14,174	17,985	18,552	5,406	xxx	xxx	xxx	xxx	xxx	xxx	xxx	xxx	xxx	xxx	xxx	xxx	xxx	xxx	8
174.79	50.24	113.11	107.11	97.00	112.04	102.23	xxx	xxx	xxx	xxx	xxx	xxx	xxx	xxx	xxx	xxx	xxx	xxx	xxx	xxx	9
142.74	40.51	80.38	85.80	77.67	90.39	82.09	xxx	xxx	xxx	xxx	xxx	xxx	xxx	xxx	xxx	xxx	xxx	xxx	xxx	xxx	10
81	80	80	82	83	80	81	xxx	xxx	xxx	xxx	xxx	xxx	xxx	xxx	xxx	xxx	xxx	xxx	xxx	xxx	11
86	88	87	89	90	79	87	xxx	xxx	xxx	xxx	xxx	xxx	xxx	xxx	xxx	xxx	xxx	xxx	xxx	xxx	12
96,270	613,045	80,042	61,218	204,086	29,077	972,747	76.4	23.6	13.1	12.7	8.9	0.8	2.0	12.6	2.3	14.9	1.9	1.5	5.0	0.7	13
118,328	730,013	84,079	129,689	274,602	37,190	1,221,224	74.3	25.7	9.1	12.8	8.6	1.0	1.7	12.0	2.5	15.4	1.8	2.7	5.8	0.8	14
3,139,717	78,221,698	8,963,175	5,409,829	25,368,568	844,407	12,575,093	96.2	3.8	33.3	9.9	3.7	0.7	1.1	11.1	0.9	23.4	2.7	1.6	7.6	0.3	15
3,678,518	86,289,453	7,976,147	10,565,022	30,141,500	989,324	17,478,331	94.9	5.1	27.7	10.2	4.2	0.7	1.0	10.7	1.1	25.0	2.3	3.1	8.7	0.3	16
30,291	27,591	1,638	1,688	4,026	13,840	560,151	31.3	68.7	0.4	5.5	9.7	0.8	2.7	2.4	3.7	3.4	0.2	0.2	0.5	1.7	17
36,191	37,440	2,192	5,808	7,405	16,543	631,328	29.1	70.9	0.2	3.9	6.7	1.1	2.4	2.9	4.1	4.2	0.2	0.7	0.8	1.9	18
19,341	40,789	5,626	3,313	8,971	4,994	227,200	63.4	36.6	1.6	21.7	16.5	1.2	3.2	5.9	3.1	6.6	0.9	0.5	1.4	0.8	19
24,760	53,276	7,113	8,865	18,366	7,296	307,360	60.0	40.0	1.0	18.6	14.8	1.5	2.6	6.0	3.2	6.9	0.9	1.2	2.4	0.9	20
13,109	41,514	8,290	4,378	12,448	2,860	94,235	78.0	22.0	3.7	23.6	16.5	1.0	2.4	11.4	3.1	9.7	1.9	1.0	2.9	0.7	21
16,963	54,913	10,954	10,933	23,032	4,459	145,047	74.8	25.2	1.9	23.2	15.1	1.2	1.9	10.4	3.0	9.6	1.9	1.9	4.0	0.8	22
14,926	74,811	15,523	9,948	25,999	3,217	62,608	88.3	11.7	7.5	18.5	11.4	1.0	2.3	20.5	2.8	14.0	2.9	1.9	4.9	0.6	23
19,099	94,955	18,188	21,765	40,355	4,297	96,842	85.9	14.1	3.7	19.4	11.6	1.1	1.9	19.2	2.8	13.9	2.7	3.2	5.9	0.6	24
12,921	149,667	23,427	21,605	55,648	2,570	23,388	96.7	3.3	14.4	10.6	5.1	0.7	1.5	27.3	1.8	20.9	3.3	3.0	7.8	0.4	25
15,369	183,005	23,348	43,322	70,646	2,957	34,238	95.8	4.2	9.2	11.0	6.1	0.8	1.3	25.9	1.9	22.5	2.9	5.3	8.7	0.4	26
4,433	176,514	15,073	16,494	63,369	1,026	3,926	99.3	0.7	28.5	6.5	2.1	0.4	0.8	15.2	0.7	29.2	2.5	2.7	10.5	0.2	27
4,731	198,277	14,059	32,056	76,605	1,092	4,983	99.2	0.8	22.7	7.5	2.3	0.4	0.7	13.3	0.8	31.8	2.3	5.1	12.3	0.2	28
1,249	102,159	10,465	3,792	33,625	570	1,239	99.7	0.3	47.8	7.7	1.3	0.5	0.6	4.4	0.3	25.2	2.6	0.9	8.3	0.1	29
1,215	108,147	8,225	6,940	38,193	546	1,426	99.6	0.4	43.7	7.7	1.4	0.4	0.6	3.6	0.3	28.0	2.1	1.8	9.9	0.1	30
1,157	86,660	8,451	3,628	30,411	443	904	99.7	0.3	46.4	7.2	1.3	0.4	0.6	5.0	0.3	25.8	2.5	1.1	9.0	0.1	31
92	15,499	2,014	164	3,214	127	335	99.5	0.5	54.2	10.5	1.6	0.9	0.8	1.1	0.1	22.3	2.9	0.2	4.6	0.2	32
47,047	359,462	31,447	34,827	110,883	9,633	461,293	75.4	24.6	10.7	6.8	7.6	0.4	0.7	17.6	2.5	19.2	1.7	1.9	5.9	0.5	33
60,857	412,538	31,099	72,608	145,560	12,884	565,681	73.6	26.4	7.2	7.1	7.5	0.5	0.7	16.3	2.8	19.3	1.5	3.4	6.8	0.6	34
1,068,626	23,457,108	1,071,509	972,691	3,847,781	473,967	9,463,910	85.9	14.1	11.3	5.5	5.1	0.3	0.7	16.8	1.6	35.0	1.6	1.5	5.7	0.7	35
1,125,423	25,649,793	1,021,434	1,846,025	4,456,219	540,870	10,330,243	85.2	14.8	8.6	4.8	4.8	0.4	0.6	16.4	1.6	36.7	1.5	2.6	6.4	0.8	36
39,488	143,801	26,755	13,810	60,238	11,784	413,152	68.3	31.7	16.8	9.8	8.0	0.8	1.7	8.5	3.0	11.0	2.1	1.1	4.6	0.9	37
47,899	191,934	29,613	34,292	91,889	16,319	520,600	66.6	33.4	11.4	9.8	8.3	1.0	1.4	8.1	3.1	12.3	1.9	2.2	5.9	1.0	38
792,328	10,267,001	1,192,353	375,228	2,440,971	389,285	8,312,946	86.3	13.7	45.4	6.1	3.2	0.5	0.9	4.8	1.3	16.9	2.0	0.6	4.0	0.6	39
968,908	11,637,262	1,172,000	915,949	3,482,907	546,833	10,342,308	83.8	16.2	38.2	5.9	3.9	0.6	0.8	5.2	1.5	18.2	1.8	1.4	5.4	0.9	40
1,827	38,503	4,977	2,115	15,464	724	12,854	94.1	5.9	52.6	5.2	1.2	0.3	1.2	4.2	0.8	17.8	2.3	1.0	7.2	0.3	41
2,673	43,994	4,057	4,612	19,204	1,076	14,959	92.9	7.1	45.7	3.6	1.6	0.4	1.2	4.2	1.3	21.0	1.9	2.2	9.2	0.5	42
90,803	4,433,383	361,841	100,361	1,027,730	15,302	662,015	97.7	2.3	71.6	2.6	0.6	0.1	0.2	1.6	0.3	15.4	1.3	0.3	3.6	0.1	43
109,258	4,098,531	267,966	173,776	1,183,544	22,844	484,035	98.1	1.9	71.1	1.7	0.7	0.1	0.2	1.3	0.4	16.0	1.0	0.7	4.6	0.1	44
4,809	45,035	6,880	2,791	15,729	1,322	44,658	81.4	18.6	27.1	11.3	1.6	0.8	3.0	5.6	2.0	18.8	2.9	1.2	6.6	0.6	45
6,288	59,037	6,759	7,407	23,823	1,854	57,636	79.1	20.9	20.1	9.2	2.4	1.1	2.9	5.3	2.3	21.4	2.4	2.7	8.6	0.7	46
145,987	3,743,609	366,146	102,244	676,532	38,938	1,502,525	88.9	11.1	34.3	9.8	1.4	0.4	1.1	4.6	1.1	27.6	2.7	0.8	5.0	0.3	47
155,155	4,230,370	349,727	266,158	989,093	63,794	1,653,434	88.1	11.9	30.1	7.1	1.7	0.6	1.1	4.2	1.1	30.3	2.5	1.9	7.1	0.5	48
9,684	34,515	6,548	4,382	15,785	2,876	81,648	74.1	25.9	10.7	11.8	11.6	1.1	1.4	14.0	3.1	11.0	2.1	1.4	5.0	0.9	49
118,136	828,421	129,699	68,320	288,771	59,004	871,437	82.7	17.3	18.4	9.4	8.9	1.3	1.4	13.8	2.3	16.4	2.6	1.4	5.7	1.2	50
27,331	46,490	12,536	6,436	22,548	8,376	309,460	55.9	44.1	6.9	9.8	11.0	0.9	1.4	8.3	3.9	6.6	1.8	0.9	3.2	1.2	51
437,402	1,261,588	334,667	104,303	447,938	276,041	5,276,969	60.7	39.3	10.8	8.8	8.6	1.0	1.9	8.3	3.3	9.4	2.5	0.8	3.3	2.1	52
38,276	251,210	24,203	25,820	73,489	11,469	453,627	70.0	30.0	6.3	9.0	7.1	0.4	0.6	18.4	2.5	16.6	1.6	1.7	4.9	0.8	53
41,771	298,629	28,186	53,730	100,354	14,441	492,589	71.2	28.8	4.2	9.2	7.2	0.5	0.6	18.2	2.4	17.4	1.6	3.1	5.9	0.8	54
1,733,851	51,399,589	1,921,671	1,091,024	4,416,887	2,991,221	26,810,786	77.9	22.1	4.5	5.5	2.6	0.4	1.2	11.4	1.4	42.4	1.6	0.9	3.6	2.5	55
1,592,359	64,906,620	2,111,731	2,221,387	5,612,828	2,542,581	25,119,177	81.4	18.6	3.5	5.0	2.8	0.4	0.7	10.6	1.2	48.0	1.6	1.6	4.2	1.9	56
53,308	139,404	28,312	17,931	58,388	14,910	464,566	66.4	33.6	7.5	8.6	12.2	0.6	1.2	13.8	3.9	10.1	2.0	1.3	4.2	1.1	57
60,608	178,255	31,817	38,499	85,445	21,532	590,219	64.4	35.6	4.3	8.8	11.8	0.8	1.0	12.5	3.7	10.7	1.9	2.3	5.2	1.3	58
2,373,478	12,396,458	2,557,162	665,022	3,246,557	3,866,184	20,145,692	73.5	26.5	6.6	8.6	11.0	0.6	1.7	12.0	3.1	16.3	3.4	0.9	4.3	5.1	59
2,445,874	14,077,969	2,828,118	1,286,495	4,274,473	4,050,453	24,910,047	70.7	29.3	4.2	8.6	11.3	0.7	1.4	10.5	2.9	16.5	3.3	1.5	5.0	4.8	60
53,795	415,309	30,237	36,484	114,309	8,934	506,860	74.6	25.4	13.1	7.3	4.9	0.3	0.7	15.3	2.7	20.8	1.5	1.8	5.7	0.4	61
57,656	447,478	28,640	73,569	138,491	10,965	514,683	75.0	25.0	10.1	7.6	4.4	0.4	0.6	15.0	2.8	21.8	1.4	3.6	6.7	0.5	62
2,114,574	320,661,846	4,949,116	2,375,424	12,103,635	1,357,734	43,898,298	90.4	9.6	8.4	2.1	0.7	0.2	0.4	3.9	0.5	69.8	1.1	0.5	2.6	0.3	63
1,925,846	288,287,021	4,934,094	3,951,038	12,981,447	927,218	42,927,662	89.6	10.4	7.5	1.7	0.6	0.1	0.2	4.1	0.5	69.5	1.2	1.0	3.1	0.2	64
15,085	86,797	8,659	6,927	23,403	2,906	89,086	77.8	22.2	7.2	6.8	7.7	0.5	1.1	18.7	3.8	21.6	2.2	1.7	5.8	0.7	65
303,964	9,567,411	348,995	175,798	798,486	232,452	1,528,419	91.3	8.7	5.7	4.3	2.4	0.5	1.3	12.3	1.7	54.3	2.0	1.0	4.5	1.3	66
145,720	660,333	72,758	61,668	197,847	30,569	1,303,466	69.6	30.4	11.8	8.9	7.1	0.6	1.5	12.3	3.4	15.4	1.7	1.4	4.6	0.7	67
161,411	764,202	75,257	131,002	264,647	41,280	1,442,073	69.4	30.6	8.4	9.1	7.0	0.8	1.4	12.2	3.4	16.2	1.6	2.8	5.6	0.9	68
825,878	11,402,740	878,864	672,349	2,524,281	378,489	6,370,829	84.7	15.3	21.0	5.1	3.8	0.8	2.0	12.1	2.0	27.3	2.1	1.6	6.0	0.9	69
1,031,154	13,338,091	886,570	1,317,104	3,159,038	467,952	7,326,750	83.9	16.1	15.8	5.3	4.3	1.0	1.5	11.5	2.3	29.4	2.0	2.9	7.0	1.0	70
115,447	648,638	80,046	62,009	204,107	32,071	1,206,420	72.8	27.2	12.1	11.9	8.3	0.7	1.9	12.1	2.6	14.6	1.8	1.4	4.6	0.7	71
138,711	763,495	84,251	131,848	274,791	41,010	1,457,220	71.2	28.8	8.5	12.0	8.1	0.9	1.6	11.6	2.7	15.1	1.7	2.6	5.4	0.8	72
5,000,671	111,945,807	11,227,037	6,757,748	31,657,320	1,707,659	30,351,949	93.4	6.6	31.7	8.8	3.8	0.6	1.0	11.1	1.1	24.2	2.4	1.5	6.9	0.4	73
5,772,849	123,576,508	10,169,581	13,326,996	38,080,626	2,077,027	38,150,882	92.0	8.0	26.3	8.9	4.2	0.7	0.9	10.8	1.2	25.8	2.1	2.8	7.9	0.4	74
96,903	664,343	58,649	61,380	195,119	18,839	1,012,567	72.0	28.0	11.8	7.6	6.3	0.4	0.7	14.9	2.7	18.4	1.6	1.7	5.4	0.5	75
116,023	768,189	61,666	130,147	258,548	25,450	1,144,759	71.8	28.2	8.5	8.1	6.2	0.5	0.7	14.4	2.9	18.9	1.5	3.2	6.4	0.6	76
4,917,051	395,518,543	7,942,296	4,439,139	20,368,303	4,822,922	80,172,994	87.6	12.4	8.0	3.1	1.5	0.2	0.5	6.7	0.8	61.1	1.2	0.7	3.1	0.7	77
4,643,628	378,843,434	8,067,259	8,018,450	23,050,494	4,010,669	78,377,082	87.4	12.6	6.7	2.8	1.6	0.2	0.3	6.9	0.7	61.1	1.3	1.3	3.7	0.6	78
77,316	328,765	42,045	36,021	106,364	20,171	783,936	67.3	32.7	7.2	8.3	9.0	0.5	1.0	15.9	3.2	13.7	1.8	1.5	4.4	0.8	79
86,003	395,822	46,975	75,217	148,613	27,379	907,870	67.0	33.0	4.5	8.6	8.9	0.7	0.9	15.1	3.1	14.4	1.7	2.7	5.4	1.0	80
4,107,329	63,796,047	4,478,833	1,756,046	7,663,444	6,857,405	46,956,478	76.2	23.8	5.3	6.7	5.8	0.5	1.4	11.6	2.1	32.3	2.3	0.9	3.9	3.5	81
4,038,233	78,984,589	4,939,849	3,507,882	9,887,301	6,593,034	50,029,224	77.3	22.7	3.8	6.4	6.1	0.6	0.9	10.6	1.8	35.9	2.2	1.6	4.5	3.0	82

Table 2.—FARMS AND FARM CHARACTERISTICS, BY TYPE OF FARM,

[Data are based on reports for only a sample of farms. See text.

	Item (For definitions and explanations, see text)	Total, all farms	Commercial farms by type of farm: Commercial, total	Cash-grain	Cotton	Other field-crop	Vegetable	Fruit-and-nut	Dairy
	FARMS, ACREAGE, AND VALUE—Continued								
	Proportion of farms reporting—								
1	Cropland harvested.....percent 1954...	86.2	94.6	100.0	100.0	99.9	100.0	100.0	94.7
2	1949...	88.2	95.1	100.0	100.0	100.0	100.0	100.0	94.9
3	1 to 9 acres.....percent 1954...	17.0	7.7	0.6	8.5	21.6	20.3	26.8	3.6
4	1949...	16.5	7.0	0.4	5.7	14.6	21.6	25.9	4.2
5	10 to 19 acres.....percent 1954...	13.0	11.8	1.9	25.7	27.8	22.4	23.9	6.7
6	1949...	14.3	12.4	1.7	23.4	27.8	24.2	24.4	7.7
7	20 to 29 acres.....percent 1954...	8.9	10.0	2.9	19.2	19.2	12.9	12.7	8.9
8	1949...	10.7	11.6	2.5	21.9	21.2	15.3	13.4	9.9
9	30 to 49 acres.....percent 1954...	11.1	14.1	7.5	18.8	16.6	15.8	15.1	19.9
10	1949...	12.7	15.9	5.8	21.9	19.5	15.8	15.7	21.9
11	50 to 99 acres.....percent 1954...	14.9	20.8	19.1	14.4	9.9	14.7	12.8	35.6
12	1949...	15.2	21.1	17.5	14.7	12.1	13.6	12.5	35.1
13	100 to 199 acres.....percent 1954...	12.6	18.0	31.9	7.5	3.4	8.3	5.6	16.7
14	1949...	11.6	16.7	32.9	7.6	3.5	5.8	5.2	13.8
15	200 or more acres.....percent 1954...	8.5	12.2	36.1	6.0	1.5	5.7	3.0	3.2
16	1949...	7.2	10.4	39.2	4.9	1.3	3.7	2.9	2.3
17	200 to 499 acres.....percent 1954...	7.0	10.1	29.1	4.6	1.2	3.8	2.4	3.1
18	500 or more acres.....percent 1954...	1.5	2.1	7.0	1.4	0.3	1.9	0.7	0.1
19	Cropland used only for pasture.....percent 1954...	39.2	42.4	37.4	24.1	38.6	21.7	15.6	60.0
20	1949...	39.8	42.6	35.7	25.1	39.2	24.6	17.1	58.0
21	Cropland not harvested and not pastured.....percent 1954...	27.2	26.7	40.7	24.4	28.3	33.3	26.3	20.2
22	1949...	28.9	27.9	41.3	25.1	31.6	34.2	27.1	20.9
23	Cultivated summer fallow[1].....percent 1954...	18.3	23.5	50.4	11.3	14.3	7.0	5.4	11.8
24	1949...	16.1	19.9	44.9	5.8	13.0	6.6	5.1	10.8
25	Other cropland[1].....percent 1954...	20.3	22.5	28.7	27.1	22.2	20.3	15.3	17.6
26	1949...	21.2	22.3	26.0	19.3	26.0	22.2	16.3	17.9
27	Land used only for crops not harvested and not pastured[2].....percent 1954...	8.7	9.5	10.8	8.7	10.5	15.1	12.3	9.3
28	Idle cropland[2].....percent 1954...	19.5	16.0	15.5	16.1	22.2	27.5	28.5	12.3
29	Woodland pastured.....percent 1954...	31.6	31.7	17.7	26.0	29.0	16.5	11.5	50.8
30	1949...	31.8	32.9	16.8	25.9	30.1	18.2	12.1	51.7
31	Woodland not pastured.....percent 1954...	28.9	27.6	19.3	22.6	45.8	27.5	20.8	34.7
32	1949...	30.8	28.8	16.8	24.1	47.9	29.3	21.0	34.3
33	Other pasture (not cropland and not woodland).....percent 1954...	41.8	44.8	48.7	27.9	26.7	18.8	16.0	55.6
34	1949...	38.2	41.6	48.3	25.8	22.1	18.1	13.9	51.3
35	Improved other pasture.....percent 1954...	8.4	9.4	5.4	5.2	8.4	5.8	5.5	13.7
36	Other land (house lots, roads, wasteland, etc.).....percent 1954...	89.6	89.6	93.8	72.5	83.0	84.6	79.9	96.4
37	1949...	87.6	88.2	92.2	70.1	80.8	81.9	77.9	95.2
38	Cropland, total.....percent 1954...	92.6	96.9	100.0	100.0	99.9	100.0	100.0	97.6
39	1949...	94.0	97.1	100.0	100.0	100.0	100.0	100.0	97.8
40	Land pastured, total.....percent 1954...	75.6	78.2	79.6	52.5	61.7	41.3	31.9	97.9
41	1949...	75.6	78.8	80.3	53.8	61.6	45.4	32.9	97.5
42	Woodland, total.....percent 1954...	50.2	48.6	32.2	38.0	58.6	38.8	28.5	69.4
43	1949...	51.2	49.8	29.1	38.7	60.1	41.1	28.9	69.1
	Average acreage per farm reporting—								
44	Cropland harvested.....acres 1954...	81.1	102.1	207.2	63.0	33.3	68.8	44.2	71.2
45	1949...	72.8	93.1	222.4	57.9	35.2	53.7	43.1	64.6
46	Cropland used only for pasture.....acres 1954...	35.8	40.7	37.6	29.2	24.0	31.9	36.7	34.2
47	1949...	32.6	37.7	39.0	22.1	21.0	23.2	28.3	32.8
48	Cropland not harvested and not pastured.....acres 1954...	46.7	59.0	126.3	29.2	18.8	26.9	24.2	26.1
49	1949...	41.1	51.8	137.5	24.7	19.2	24.9	23.7	26.4
50	Cultivated summer fallow[1].....acres 1954...	132.9	138.1	181.0	66.3	65.4	52.7	19.0	51.6
51	1949...	122.2	129.1	190.0	57.8	55.7	27.7	25.5	38.7
52	Other cropland[1].....acres 1954...	56.7	62.0	71.9	49.4	47.0	29.0	21.3	46.1
53	1949...	50.5	56.3	75.8	38.8	34.8	25.5	19.5	39.7
54	Cropland used only for crops not harvested and not pastured[2].....acres 1954...	16.0	17.9	27.6	12.8	12.3	18.9	16.3	15.8
55	Idle cropland[2].....acres 1954...	19.1	20.8	29.9	17.2	14.9	21.3	24.9	19.2
56	Woodland pastured.....acres 1954...	80.3	89.4	56.9	48.4	29.1	95.0	150.8	49.5
57	1949...	78.9	90.2	65.0	42.5	30.5	71.8	88.4	46.2
58	Woodland not pastured.....acres 1954...	54.9	60.7	48.3	54.7	49.6	52.1	73.8	48.0
59	1949...	51.3	56.4	49.7	50.0	49.2	45.1	67.7	43.2
60	Other pasture (not cropland and not woodland).....acres 1954...	229.9	278.7	147.5	65.6	31.2	117.5	125.1	59.1
61	1949...	201.8	241.3	149.0	45.0	27.6	72.3	62.8	54.9
62	Improved other pasture.....acres 1954...	43.9	51.6	35.0	27.6	13.7	43.8	51.6	29.0
63	Other land (house lots, roads, wasteland, etc.).....acres 1954...	9.7	11.9	17.3	5.5	5.2	12.0	12.9	9.6
64	1949...	9.6	11.7	18.1	5.7	5.9	11.4	10.5	9.1
65	Cropland, total.....acres 1954...	104.3	133.9	272.6	77.2	47.9	84.7	56.3	95.6
66	1949...	94.8	122.5	293.1	69.7	49.5	67.9	54.4	87.8
67	Land pastured, total.....acres 1954...	179.0	217.9	120.5	72.2	42.2	108.2	135.2	80.2
68	1949...	152.4	185.3	120.5	52.3	38.1	70.3	73.8	72.9
69	Woodland, total.....acres 1954...	82.2	93.0	60.2	65.7	53.1	77.4	114.8	60.2
70	1949...	80.0	92.2	66.3	59.5	54.5	63.8	86.3	56.0

See footnotes at end of table.

FOR THE UNITED STATES: CENSUSES OF 1954 AND 1950—Continued

Data for States in Tables 3 to 6 and in Volume I]

Commercial farms by type of farm—Continued						Other farms, total	Percent of all farms		Percent distribution by type of farm (All farms = 100%)												
Poultry	Livestock other than dairy and poultry	General— Primarily crop	General— Primarily livestock	General— Crop and livestock	Miscellaneous		Commercial farms	Other farms	Cash-grain	Cotton	Other field-crop	Vegetable	Fruit-and-nut	Dairy	Poultry	Livestock other than dairy and poultry	General— Primarily crop	General— Primarily livestock	General— Crop and livestock	Miscellaneous	
62.4	88.3	100.0	96.8	100.0	78.5	66.8	xxx	xxx	xxx	xxx	xxx	xxx	xxx	xxx	xxx	xxx	xxx	xxx	xxx	xxx	1
67.3	90.6	99.4	96.3	99.8	73.8	73.0	xxx	xxx	xxx	xxx	xxx	xxx	xxx	xxx	xxx	xxx	xxx	xxx	xxx	xxx	2
19.6	4.0	2.0	2.7	2.0	37.4	38.5	xxx	xxx	xxx	xxx	xxx	xxx	xxx	xxx	xxx	xxx	xxx	xxx	xxx	xxx	3
20.6	4.6	2.6	4.3	2.7	32.8	37.7	xxx	xxx	xxx	xxx	xxx	xxx	xxx	xxx	xxx	xxx	xxx	xxx	xxx	xxx	4
12.5	5.9	7.0	5.2	4.4	13.5	15.6	xxx	xxx	xxx	xxx	xxx	xxx	xxx	xxx	xxx	xxx	xxx	xxx	xxx	xxx	5
14.1	6.6	8.4	6.6	6.7	14.5	18.4	xxx	xxx	xxx	xxx	xxx	xxx	xxx	xxx	xxx	xxx	xxx	xxx	xxx	xxx	6
8.5	6.0	10.4	6.9	6.1	7.7	6.5	xxx	xxx	xxx	xxx	xxx	xxx	xxx	xxx	xxx	xxx	xxx	xxx	xxx	xxx	7
9.6	6.8	13.0	8.1	8.4	8.9	8.7	xxx	xxx	xxx	xxx	xxx	xxx	xxx	xxx	xxx	xxx	xxx	xxx	xxx	xxx	8
9.7	10.8	19.4	15.7	12.7	8.7	4.3	xxx	xxx	xxx	xxx	xxx	xxx	xxx	xxx	xxx	xxx	xxx	xxx	xxx	xxx	9
10.9	11.8	21.5	16.2	14.7	8.5	5.8	xxx	xxx	xxx	xxx	xxx	xxx	xxx	xxx	xxx	xxx	xxx	xxx	xxx	xxx	10
8.4	21.5	29.3	34.2	27.3	6.9	1.6	xxx	xxx	xxx	xxx	xxx	xxx	xxx	xxx	xxx	xxx	xxx	xxx	xxx	xxx	11
8.7	22.7	27.6	32.2	25.7	5.9	2.0	xxx	xxx	xxx	xxx	xxx	xxx	xxx	xxx	xxx	xxx	xxx	xxx	xxx	xxx	12
2.9	25.4	18.8	26.1	31.0	2.8	0.3	xxx	xxx	xxx	xxx	xxx	xxx	xxx	xxx	xxx	xxx	xxx	xxx	xxx	xxx	13
2.7	24.6	16.6	23.8	27.9	2.2	0.3	xxx	xxx	xxx	xxx	xxx	xxx	xxx	xxx	xxx	xxx	xxx	xxx	xxx	xxx	14
0.8	14.7	13.1	6.0	16.5	1.5	0.1	xxx	xxx	xxx	xxx	xxx	xxx	xxx	xxx	xxx	xxx	xxx	xxx	xxx	xxx	15
0.7	13.4	9.7	5.2	13.9	1.1	0.1	xxx	xxx	xxx	xxx	xxx	xxx	xxx	xxx	xxx	xxx	xxx	xxx	xxx	xxx	16
0.8	12.5	10.6	5.7	14.9	1.2	0.1	xxx	xxx	xxx	xxx	xxx	xxx	xxx	xxx	xxx	xxx	xxx	xxx	xxx	xxx	17
0.1	2.2	2.5	0.3	1.6	0.3	(Z)	xxx	xxx	xxx	xxx	xxx	xxx	xxx	xxx	xxx	xxx	xxx	xxx	xxx	xxx	18
30.5	51.7	39.3	55.1	54.3	26.0	31.7	xxx	xxx	xxx	xxx	xxx	xxx	xxx	xxx	xxx	xxx	xxx	xxx	xxx	xxx	19
34.6	51.2	36.8	53.9	52.9	25.6	33.8	xxx	xxx	xxx	xxx	xxx	xxx	xxx	xxx	xxx	xxx	xxx	xxx	xxx	xxx	20
25.6	20.7	33.4	21.8	29.5	31.8	28.4	xxx	xxx	xxx	xxx	xxx	xxx	xxx	xxx	xxx	xxx	xxx	xxx	xxx	xxx	21
27.2	23.8	35.0	25.5	33.4	32.4	31.1	xxx	xxx	xxx	xxx	xxx	xxx	xxx	xxx	xxx	xxx	xxx	xxx	xxx	xxx	22
5.2	15.9	16.5	18.2	24.4	8.4	4.1	xxx	xxx	xxx	xxx	xxx	xxx	xxx	xxx	xxx	xxx	xxx	xxx	xxx	xxx	23
6.1	16.4	13.8	17.0	22.6	9.8	4.6	xxx	xxx	xxx	xxx	xxx	xxx	xxx	xxx	xxx	xxx	xxx	xxx	xxx	xxx	24
13.7	18.6	22.7	24.0	24.9	15.3	14.3	xxx	xxx	xxx	xxx	xxx	xxx	xxx	xxx	xxx	xxx	xxx	xxx	xxx	xxx	25
14.4	22.0	22.9	27.4	28.1	16.9	17.7	xxx	xxx	xxx	xxx	xxx	xxx	xxx	xxx	xxx	xxx	xxx	xxx	xxx	xxx	26
8.1	7.6	13.1	8.5	11.2	10.1	7.1	xxx	xxx	xxx	xxx	xxx	xxx	xxx	xxx	xxx	xxx	xxx	xxx	xxx	xxx	27
22.9	10.3	25.2	12.5	16.0	29.5	27.1	xxx	xxx	xxx	xxx	xxx	xxx	xxx	xxx	xxx	xxx	xxx	xxx	xxx	xxx	28
24.8	36.2	30.2	40.8	36.0	31.0	31.2	xxx	xxx	xxx	xxx	xxx	xxx	xxx	xxx	xxx	xxx	xxx	xxx	xxx	xxx	29
23.8	37.0	33.3	39.9	36.5	28.7	29.4	xxx	xxx	xxx	xxx	xxx	xxx	xxx	xxx	xxx	xxx	xxx	xxx	xxx	xxx	30
34.6	20.1	35.4	28.4	28.6	40.2	31.9	xxx	xxx	xxx	xxx	xxx	xxx	xxx	xxx	xxx	xxx	xxx	xxx	xxx	xxx	31
34.5	22.1	37.6	28.6	31.1	42.7	35.3	xxx	xxx	xxx	xxx	xxx	xxx	xxx	xxx	xxx	xxx	xxx	xxx	xxx	xxx	32
34.9	59.8	37.8	57.7	56.0	24.1	34.8	xxx	xxx	xxx	xxx	xxx	xxx	xxx	xxx	xxx	xxx	xxx	xxx	xxx	xxx	33
32.8	55.5	33.9	54.6	50.4	21.8	30.8	xxx	xxx	xxx	xxx	xxx	xxx	xxx	xxx	xxx	xxx	xxx	xxx	xxx	xxx	34
9.8	12.5	10.8	11.0	11.5	7.8	6.1	xxx	xxx	xxx	xxx	xxx	xxx	xxx	xxx	xxx	xxx	xxx	xxx	xxx	xxx	35
94.5	95.1	90.9	97.5	96.9	82.5	89.6	xxx	xxx	xxx	xxx	xxx	xxx	xxx	xxx	xxx	xxx	xxx	xxx	xxx	xxx	36
91.8	94.8	89.0	97.3	96.2	82.0	86.2	xxx	xxx	xxx	xxx	xxx	xxx	xxx	xxx	xxx	xxx	xxx	xxx	xxx	xxx	37
74.8	93.4	100.0	98.1	100.0	86.6	82.9	xxx	xxx	xxx	xxx	xxx	xxx	xxx	xxx	xxx	xxx	xxx	xxx	xxx	xxx	38
78.9	94.7	99.6	97.9	99.9	81.4	87.1	xxx	xxx	xxx	xxx	xxx	xxx	xxx	xxx	xxx	xxx	xxx	xxx	xxx	xxx	39
62.8	95.6	73.2	97.1	95.6	50.8	69.6	xxx	xxx	xxx	xxx	xxx	xxx	xxx	xxx	xxx	xxx	xxx	xxx	xxx	xxx	40
66.0	95.3	72.9	96.6	94.0	50.5	68.4	xxx	xxx	xxx	xxx	xxx	xxx	xxx	xxx	xxx	xxx	xxx	xxx	xxx	xxx	41
50.1	47.3	52.5	57.0	52.1	54.4	53.9	xxx	xxx	xxx	xxx	xxx	xxx	xxx	xxx	xxx	xxx	xxx	xxx	xxx	xxx	42
48.9	49.1	55.5	55.9	54.0	54.4	54.3	xxx	xxx	xxx	xxx	xxx	xxx	xxx	xxx	xxx	xxx	xxx	xxx	xxx	xxx	43
32.6	127.6	112.0	88.4	124.3	29.0	12.9	xxx	xxx	xxx	xxx	xxx	xxx	xxx	xxx	xxx	xxx	xxx	xxx	xxx	xxx	44
31.1	118.2	94.9	81.5	109.8	26.6	14.3	xxx	xxx	xxx	xxx	xxx	xxx	xxx	xxx	xxx	xxx	xxx	xxx	xxx	xxx	45
22.7	65.3	34.1	27.9	34.7	49.2	20.5	xxx	xxx	xxx	xxx	xxx	xxx	xxx	xxx	xxx	xxx	xxx	xxx	xxx	xxx	46
18.5	62.2	32.8	25.4	30.6	42.0	18.3	xxx	xxx	xxx	xxx	xxx	xxx	xxx	xxx	xxx	xxx	xxx	xxx	xxx	xxx	47
20.1	71.4	44.6	27.2	40.5	33.0	20.1	xxx	xxx	xxx	xxx	xxx	xxx	xxx	xxx	xxx	xxx	xxx	xxx	xxx	xxx	48
20.2	60.6	39.6	26.7	37.9	33.5	19.9	xxx	xxx	xxx	xxx	xxx	xxx	xxx	xxx	xxx	xxx	xxx	xxx	xxx	xxx	49
49.7	115.1	72.7	47.5	66.5	21.1	51.5	xxx	xxx	xxx	xxx	xxx	xxx	xxx	xxx	xxx	xxx	xxx	xxx	xxx	xxx	50
40.9	93.2	66.1	37.7	61.6	21.2	32.4	xxx	xxx	xxx	xxx	xxx	xxx	xxx	xxx	xxx	xxx	xxx	xxx	xxx	xxx	51
30.4	83.1	53.2	36.6	43.0	29.5	33.6	xxx	xxx	xxx	xxx	xxx	xxx	xxx	xxx	xxx	xxx	xxx	xxx	xxx	xxx	52
24.7	71.7	51.7	35.9	41.5	34.4	28.7	xxx	xxx	xxx	xxx	xxx	xxx	xxx	xxx	xxx	xxx	xxx	xxx	xxx	xxx	53
12.2	24.0	19.8	15.6	18.3	20.5	10.7	xxx	xxx	xxx	xxx	xxx	xxx	xxx	xxx	xxx	xxx	xxx	xxx	xxx	xxx	54
16.0	27.1	26.7	16.2	19.9	33.0	17.1	xxx	xxx	xxx	xxx	xxx	xxx	xxx	xxx	xxx	xxx	xxx	xxx	xxx	xxx	55
45.3	204.6	79.4	42.3	60.1	260.8	59.1	xxx	xxx	xxx	xxx	xxx	xxx	xxx	xxx	xxx	xxx	xxx	xxx	xxx	xxx	56
38.1	217.3	74.9	41.3	55.9	176.1	51.0	xxx	xxx	xxx	xxx	xxx	xxx	xxx	xxx	xxx	xxx	xxx	xxx	xxx	xxx	57
44.5	88.9	90.3	37.1	55.6	259.3	43.4	xxx	xxx	xxx	xxx	xxx	xxx	xxx	xxx	xxx	xxx	xxx	xxx	xxx	xxx	58
40.4	79.0	88.9	33.4	50.0	188.1	42.2	xxx	xxx	xxx	xxx	xxx	xxx	xxx	xxx	xxx	xxx	xxx	xxx	xxx	xxx	59
39.3	772.1	163.7	65.1	105.9	152.0	86.6	xxx	xxx	xxx	xxx	xxx	xxx	xxx	xxx	xxx	xxx	xxx	xxx	xxx	xxx	60
33.4	644.2	172.3	53.7	93.7	84.6	83.4	xxx	xxx	xxx	xxx	xxx	xxx	xxx	xxx	xxx	xxx	xxx	xxx	xxx	xxx	61
20.2	110.2	40.3	25.4	34.1	80.0	17.2	xxx	xxx	xxx	xxx	xxx	xxx	xxx	xxx	xxx	xxx	xxx	xxx	xxx	xxx	62
5.7	17.3	12.1	10.9	12.8	12.4	4.9	xxx	xxx	xxx	xxx	xxx	xxx	xxx	xxx	xxx	xxx	xxx	xxx	xxx	xxx	63
6.4	17.5	11.8	10.1	11.9	11.3	5.1	xxx	xxx	xxx	xxx	xxx	xxx	xxx	xxx	xxx	xxx	xxx	xxx	xxx	xxx	64
43.3	172.6	140.3	109.0	155.1	53.2	25.2	xxx	xxx	xxx	xxx	xxx	xxx	xxx	xxx	xxx	xxx	xxx	xxx	xxx	xxx	65
41.6	161.9	120.7	101.1	138.6	50.6	26.2	xxx	xxx	xxx	xxx	xxx	xxx	xxx	xxx	xxx	xxx	xxx	xxx	xxx	xxx	66
50.7	595.4	135.4	72.3	104.4	256.0	79.2	xxx	xxx	xxx	xxx	xxx	xxx	xxx	xxx	xxx	xxx	xxx	xxx	xxx	xxx	67
40.0	493.2	130.8	61.6	89.2	157.6	68.5	xxx	xxx	xxx	xxx	xxx	xxx	xxx	xxx	xxx	xxx	xxx	xxx	xxx	xxx	68
53.1	194.0	106.5	48.8	72.0	340.0	59.9	xxx	xxx	xxx	xxx	xxx	xxx	xxx	xxx	xxx	xxx	xxx	xxx	xxx	xxx	69
47.0	199.5	105.2	46.6	66.5	240.8	55.1	xxx	xxx	xxx	xxx	xxx	xxx	xxx	xxx	xxx	xxx	xxx	xxx	xxx	xxx	70

Table 2.—FARMS AND FARM CHARACTERISTICS, BY TYPE OF FARM,

[Data are based on reports for only a sample of farms. See text.

	Item (For definitions and explanations, see text)	Total, all farms	Commercial farms by type of farm: Commercial, total	Cash-grain	Cotton	Other field-crop	Vegetable	Fruit-and-nut	Dairy
	FARMS, ACREAGE, AND VALUE—Continued								
	Proportion of land in farms represented by—								
1	Cropland harvested.....percent 1954...	28.8	31.1	54.5	50.6	36.3	46.8	37.0	38.1
2	1949...	29.8	32.1	55.5	53.5	37.8	46.0	44.8	38.0
3	Cropland used only for pasture.....percent 1954...	5.8	5.6	3.7	5.6	10.1	4.7	4.8	11.6
4	1949...	6.0	5.8	3.5	5.1	8.8	4.9	5.0	11.8
5	Cropland not harvested and not pastured.....percent 1954...	5.2	5.1	13.5	5.7	5.8	6.1	5.3	3.0
6	1949...	5.5	5.3	14.2	5.7	6.5	7.3	6.7	3.4
7	Cultivated summer fallow[1].....percent 1954...	4.1	4.4	14.7	2.5	3.6	1.9	1.3	2.9
8	1949...	3.7	4.0	14.3	1.5	3.5	1.3	1.9	2.2
9	Other cropland[1].....percent 1954...	1.9	1.9	3.3	4.5	4.0	3.0	4.3	3.8
10	Cropland used only for crops not harvested and not pastured[2].....percent 1954...	1.1	1.1	1.5	1.3	1.5	2.3	1.1	0.9
11	Idle cropland[2].....percent 1954...	2.9	2.1	2.3	3.3	4.0	4.7	4.0	1.4
12	Woodland pastured.....percent 1954...	10.5	9.1	2.7	10.1	9.2	10.7	14.6	14.2
13	1949...	11.7	10.8	2.7	10.1	9.8	11.2	11.1	14.8
14	Woodland not pastured.....percent 1954...	6.6	5.4	2.5	9.9	24.8	9.8	12.9	9.4
15	1949...	7.3	5.9	2.1	11.1	25.3	11.3	14.8	9.2
16	Other pasture (not cropland and not woodland).....percent 1954...	39.6	40.2	18.9	14.7	9.1	15.0	16.8	18.5
17	1949...	35.8	36.4	17.9	10.7	6.5	11.2	9.1	17.4
18	Improved other pasture.....percent 1954...	1.5	1.6	0.5	1.2	1.2	1.7	2.4	2.2
19	Other land (house lots, roads, wasteland, etc.).....percent 1954...	3.6	3.4	4.3	3.2	4.7	6.9	8.6	5.2
20	1949...	3.9	3.7	4.2	3.7	5.1	8.0	8.5	5.4
21	Cropland, total.....percent 1954...	39.8	41.8	71.7	62.0	52.2	57.7	47.2	52.6
22	1949...	41.3	43.2	73.1	64.3	53.2	58.2	56.5	53.2
23	Land pastured, total.....percent 1954...	55.8	54.9	25.2	30.5	28.4	30.4	36.1	44.3
24	1949...	53.4	53.0	24.1	26.0	25.2	27.4	25.2	44.0
25	Woodland, total.....percent 1954...	17.0	14.6	5.1	20.1	34.0	20.4	27.4	23.6
26	1949...	19.0	16.7	4.8	21.3	35.2	22.5	25.9	24.0
	IRRIGATION, LAND-USE PRACTICES, AND CONSERVATION								
27	Irrigated land in farms.....farms reporting 1954...	324,437	264,712	34,280	32,076	17,317	11,885	42,047	34,305
28	1949...	306,617	246,463	31,552	21,538	14,607	13,182	44,229	31,214
29	acres 1954...	29,799,482	29,037,072	5,643,394	5,709,287	1,595,229	948,038	1,591,325	2,058,081
30	1949...	25,832,480	24,941,641	4,642,751	3,594,923	1,511,794	930,770	1,637,951	1,824,798
31	Proportion of farms reporting.....percent 1954...	6.8	8.0	6.4	6.1	4.7	36.5	51.2	6.3
32	1949...	5.7	6.6	7.3	3.5	3.6	28.4	53.8	5.2
33	Average per farm reporting.....acres 1954...	91.8	109.7	164.6	178.0	92.1	79.8	37.8	60.0
34	1949...	84.2	101.2	147.1	166.9	103.5	70.6	37.0	58.5
35	Proportion of all farm land.....percent 1954...	2.6	2.8	2.8	8.7	4.7	19.8	16.3	2.1
36	1949...	2.2	2.4	2.7	5.4	4.0	17.2	20.7	1.9
37	Cover crops turned under and land planted to another crop[3].....farms reporting 1954...	503,927	454,190	72,559	43,137	103,156	7,242	6,301	62,886
38	acres 1954...	9,518,764	9,184,614	2,203,186	1,076,272	923,619	275,023	160,701	932,150
39	Proportion of farms reporting.....percent 1954...	12.8	(NA)	(NA)	(NA)	(NA)	(NA)	(NA)	(NA)
40	Average per farm reporting.....acres 1954...	18.9	20.2	30.4	25.0	9.0	38.0	25.5	14.8
41	Proportion of cropland harvested.....percent 1954...	4.9	(NA)	(NA)	(NA)	(NA)	(NA)	(NA)	(NA)
42	Land in row or close-seeded crops grown in strips for wind erosion control[4].....farms reporting 1954...	27,758	26,896	13,931	970	620	50	52	960
43	acres 1954...	5,334,418	5,252,259	3,539,004	101,092	43,732	2,523	1,005	105,345
44	Proportion of farms reporting.....percent 1954...	0.6	0.8	2.6	0.2	0.2	0.2	0.1	0.2
45	Average per farm reporting.....acres 1954...	192.2	195.3	254.0	104.2	70.5	50.5	19.3	109.7
46	Proportion of cropland harvested.....percent 1954...	1.6	1.6	3.2	0.3	0.4	0.1	(Z)	0.3
47	Cropland used for row or grain crops farmed on contour[5].....farms reporting 1954...	445,441	371,034	45,407	97,225	28,637	1,620	1,952	50,453
48	acres 1954...	22,859,833	21,743,537	4,782,944	5,911,218	587,552	63,521	96,950	1,924,466
49	Proportion of farms reporting.....percent 1954...	9.3	11.2	8.4	18.5	7.8	5.0	2.4	9.2
50	Average per farm reporting.....acres 1954...	51.3	58.6	105.3	60.8	20.5	39.2	49.7	38.1
51	Proportion of cropland harvested.....percent 1954...	6.8	6.8	4.3	17.9	4.8	2.8	2.7	5.2
	FARM OPERATORS								
52	With other income of operator and his family exceeding value of agricultural products sold.....operators reporting 1954...	1,424,233	359,356	55,829	33,059	24,032	4,455	21,391	55,540
53	1949...	1,566,154	335,547	30,943	36,311	24,918	5,175	16,291	55,876
54	Proportion of operators reporting.....percent 1954...	29.8	10.8	10.4	6.3	6.5	13.7	26.1	10.1
55	1949...	29.1	9.1	7.2	6.0	6.1	11.1	19.8	9.3
	Off-farm work:								
56	Working off their farms, total.....operators reporting 1954...	2,153,737	1,113,033	194,331	170,582	109,142	10,550	33,873	187,431
57	1949...	2,089,834	990,387	128,160	164,266	86,388	13,125	29,417	163,469
58	1 to 99 days.....operators reporting 1954...	820,012	679,287	115,968	129,056	78,125	5,588	11,164	110,344
59	1949...	835,224	653,591	85,949	131,606	62,512	7,770	11,738	102,263
60	100 or more days.....operators reporting 1954...	1,333,725	433,746	78,363	41,526	31,017	4,962	22,709	77,087
61	1949...	1,254,610	336,796	42,211	32,660	23,876	5,355	17,679	61,206
62	Proportion of all operators working off their farms, total.....percent 1954...	45.0	33.4	36.1	32.5	29.7	32.4	41.3	34.2
63	1949...	38.8	26.7	29.8	27.0	21.1	28.3	35.8	27.1
64	1 to 99 days.....percent 1954...	17.1	20.4	21.6	24.6	21.2	17.2	13.6	20.1
65	1949...	15.5	17.6	20.0	21.6	15.3	16.7	14.3	17.0
66	100 or more days.....percent 1954...	27.9	13.0	14.6	7.9	8.4	15.2	27.7	14.0
67	1949...	23.3	9.1	9.8	5.4	5.8	11.5	21.5	10.2

See footnotes at end of table.

FOR THE UNITED STATES: CENSUSES OF 1954 AND 1950—Continued

Data for States in Tables 3 to 6 and in Volume I]

Commercial farms by type of farm—Continued						Other farms, total	Percent of all farms		Percent distribution by type of farm (All farms = 100%)												
		General—															General—				
Poultry	Livestock other than dairy and poultry	Primarily crop	Primarily livestock	Crop and livestock	Miscellaneous		Commercial farms	Other farms	Cash-grain	Cotton	Other field-crop	Vegetable	Fruit-and-nut	Dairy	Poultry	Livestock other than dairy and poultry	Primarily crop	Primarily livestock	Crop and livestock	Miscellaneous	
26.1	15.4	41.6	46.8	47.0	8.2	9.9	xxx	xxx	xxx	xxx	xxx	xxx	xxx	xxx	xxx	xxx	xxx	xxx	xxx	xxx	1
28.8	17.1	38.1	47.8	47.0	9.8	12.6	xxx	xxx	xxx	xxx	xxx	xxx	xxx	xxx	xxx	xxx	xxx	xxx	xxx	xxx	2
8.9	4.6	5.0	8.4	7.1	4.6	7.4	xxx	xxx	xxx	xxx	xxx	xxx	xxx	xxx	xxx	xxx	xxx	xxx	xxx	xxx	3
8.8	5.1	4.9	8.4	7.0	5.4	7.5	xxx	xxx	xxx	xxx	xxx	xxx	xxx	xxx	xxx	xxx	xxx	xxx	xxx	xxx	4
6.6	2.0	5.5	3.2	4.5	3.8	6.5	xxx	xxx	xxx	xxx	xxx	xxx	xxx	xxx	xxx	xxx	xxx	xxx	xxx	xxx	5
7.6	2.3	5.6	4.1	5.4	5.4	7.5	xxx	xxx	xxx	xxx	xxx	xxx	xxx	xxx	xxx	xxx	xxx	xxx	xxx	xxx	6
3.0	1.1	3.0	2.9	3.9	0.7	1.1	xxx	xxx	xxx	xxx	xxx	xxx	xxx	xxx	xxx	xxx	xxx	xxx	xxx	xxx	7
3.3	1.1	2.4	2.6	3.8	1.2	0.8	xxx	xxx	xxx	xxx	xxx	xxx	xxx	xxx	xxx	xxx	xxx	xxx	xxx	xxx	8
4.8	0.9	3.1	2.9	2.6	1.7	2.4	xxx	xxx	xxx	xxx	xxx	xxx	xxx	xxx	xxx	xxx	xxx	xxx	xxx	xxx	9
1.3	0.8	1.3	0.8	1.0	0.7	1.3	xxx	xxx	xxx	xxx	xxx	xxx	xxx	xxx	xxx	xxx	xxx	xxx	xxx	xxx	10
4.9	1.2	3.5	1.3	1.6	3.5	8.1	xxx	xxx	xxx	xxx	xxx	xxx	xxx	xxx	xxx	xxx	xxx	xxx	xxx	xxx	11
14.4	10.1	8.9	9.4	8.2	29.0	21.0	xxx	xxx	xxx	xxx	xxx	xxx	xxx	xxx	xxx	xxx	xxx	xxx	xxx	xxx	12
12.5	12.9	10.1	10.1	8.8	25.3	18.1	xxx	xxx	xxx	xxx	xxx	xxx	xxx	xxx	xxx	xxx	xxx	xxx	xxx	xxx	13
19.7	2.4	11.9	5.8	6.0	37.5	15.8	xxx	xxx	xxx	xxx	xxx	xxx	xxx	xxx	xxx	xxx	xxx	xxx	xxx	xxx	14
19.2	2.8	13.5	5.8	6.7	40.2	18.0	xxx	xxx	xxx	xxx	xxx	xxx	xxx	xxx	xxx	xxx	xxx	xxx	xxx	xxx	15
17.6	63.1	23.0	20.5	22.4	13.2	34.4	xxx	xxx	xxx	xxx	xxx	xxx	xxx	xxx	xxx	xxx	xxx	xxx	xxx	xxx	16
15.1	57.2	23.6	17.9	20.2	9.2	31.0	xxx	xxx	xxx	xxx	xxx	xxx	xxx	xxx	xxx	xxx	xxx	xxx	xxx	xxx	17
2.5	1.9	1.6	1.5	1.5	2.3	1.2	xxx	xxx	xxx	xxx	xxx	xxx	xxx	xxx	xxx	xxx	xxx	xxx	xxx	xxx	18
6.9	2.2	4.1	5.8	4.7	3.7	5.0	xxx	xxx	xxx	xxx	xxx	xxx	xxx	xxx	xxx	xxx	xxx	xxx	xxx	xxx	19
8.1	2.6	4.2	6.0	4.9	4.6	5.3	xxx	xxx	xxx	xxx	xxx	xxx	xxx	xxx	xxx	xxx	xxx	xxx	xxx	xxx	20
41.5	22.0	52.1	58.4	58.7	16.6	23.8	xxx	xxx	xxx	xxx	xxx	xxx	xxx	xxx	xxx	xxx	xxx	xxx	xxx	xxx	21
45.2	24.5	48.6	60.3	59.4	20.6	27.6	xxx	xxx	xxx	xxx	xxx	xxx	xxx	xxx	xxx	xxx	xxx	xxx	xxx	xxx	22
40.8	77.9	36.9	38.4	37.8	46.8	62.8	xxx	xxx	xxx	xxx	xxx	xxx	xxx	xxx	xxx	xxx	xxx	xxx	xxx	xxx	23
36.4	75.1	38.5	36.3	36.0	39.8	56.6	xxx	xxx	xxx	xxx	xxx	xxx	xxx	xxx	xxx	xxx	xxx	xxx	xxx	xxx	24
34.1	12.6	20.8	15.2	14.2	66.6	36.8	xxx	xxx	xxx	xxx	xxx	xxx	xxx	xxx	xxx	xxx	xxx	xxx	xxx	xxx	25
31.6	15.7	23.6	15.9	15.4	65.5	36.1	xxx	xxx	xxx	xxx	xxx	xxx	xxx	xxx	xxx	xxx	xxx	xxx	xxx	xxx	26
7,122	47,614	17,117	1,895	13,699	5,355	59,725	81.6	18.4	10.6	9.9	5.3	3.7	13.0	10.6	2.2	14.7	5.3	0.6	4.2	1.7	27
9,220	42,497	15,596	3,124	14,982	4,722	60,154	80.4	19.6	10.3	7.0	4.8	4.3	14.4	10.2	3.0	13.9	5.1	1.0	4.9	1.5	28
150,697	7,422,313	2,338,297	121,211	1,344,511	114,689	762,410	97.4	2.6	18.9	19.2	5.4	3.2	5.3	6.9	0.5	24.9	7.8	0.4	4.5	0.4	29
184,339	7,022,497	1,910,424	190,592	1,395,363	95,439	890,839	96.6	3.4	18.0	13.9	5.9	3.6	6.3	7.1	0.7	27.2	7.4	0.7	5.4	0.4	30
4.6	6.9	21.4	3.0	6.7	14.5	4.1	xxx	xxx	xxx	xxx	xxx	xxx	xxx	xxx	xxx	xxx	xxx	xxx	xxx	xxx	31
5.2	5.3	18.4	2.3	5.4	9.4	3.6	xxx	xxx	xxx	xxx	xxx	xxx	xxx	xxx	xxx	xxx	xxx	xxx	xxx	xxx	32
21.2	155.9	136.6	64.0	98.1	21.4	12.8	xxx	xxx	xxx	xxx	xxx	xxx	xxx	xxx	xxx	xxx	xxx	xxx	xxx	xxx	33
20.0	165.2	122.5	61.0	93.1	20.2	14.8	xxx	xxx	xxx	xxx	xxx	xxx	xxx	xxx	xxx	xxx	xxx	xxx	xxx	xxx	34
1.3	1.5	10.9	1.0	2.5	1.1	0.6	xxx	xxx	xxx	xxx	xxx	xxx	xxx	xxx	xxx	xxx	xxx	xxx	xxx	xxx	35
1.4	1.4	9.1	0.9	2.2	0.9	0.6	xxx	xxx	xxx	xxx	xxx	xxx	xxx	xxx	xxx	xxx	xxx	xxx	xxx	xxx	36
10,486	87,059	10,748	9,844	37,919	2,853	49,737	90.1	9.9	14.4	8.6	20.5	1.4	1.3	12.5	2.1	17.3	2.1	2.0	7.5	0.6	37
141,895	2,250,838	252,012	160,847	755,400	52,671	334,150	96.5	3.5	23.1	11.3	9.7	2.9	1.7	9.8	1.5	23.6	2.6	1.7	7.9	0.6	38
(NA)	(NA)	(NA)	(NA)	(NA)	(NA)	(NA)	xxx	xxx	xxx	xxx	xxx	xxx	xxx	xxx	xxx	xxx	xxx	xxx	xxx	xxx	39
13.5	25.9	23.4	16.3	19.9	18.5	6.7	xxx	xxx	xxx	xxx	xxx	xxx	xxx	xxx	xxx	xxx	xxx	xxx	xxx	xxx	40
(NA)	(NA)	(NA)	(NA)	(NA)	(NA)	(NA)	xxx	xxx	xxx	xxx	xxx	xxx	xxx	xxx	xxx	xxx	xxx	xxx	xxx	xxx	41
137	6,984	494	297	2,374	27	862	96.9	3.1	50.2	3.5	2.2	0.2	0.2	3.5	0.5	25.2	1.8	1.1	8.6	0.1	42
10,852	1,041,962	55,243	29,312	321,812	377	82,159	98.5	1.5	66.3	1.9	0.8	(Z)	(Z)	2.0	0.2	19.5	1.0	0.5	6.0	(Z)	43
0.1	1.0	0.6	0.5	1.2	0.1	0.1	xxx	xxx	xxx	xxx	xxx	xxx	xxx	xxx	xxx	xxx	xxx	xxx	xxx	xxx	44
79.2	149.2	111.8	98.7	135.6	14.0	95.3	xxx	xxx	xxx	xxx	xxx	xxx	xxx	xxx	xxx	xxx	xxx	xxx	xxx	xxx	45
0.3	1.3	0.6	0.5	1.3	(Z)	0.7	xxx	xxx	xxx	xxx	xxx	xxx	xxx	xxx	xxx	xxx	xxx	xxx	xxx	xxx	46
11,444	88,600	9,734	7,107	26,711	2,144	74,407	83.3	16.7	10.2	21.8	6.4	0.4	0.4	11.3	2.6	19.9	2.2	1.6	6.0	0.5	47
345,087	5,388,934	721,012	285,452	1,560,270	76,131	1,116,296	95.1	4.9	20.9	25.9	2.6	0.3	0.4	8.4	1.5	23.6	3.2	1.2	6.8	0.3	48
7.4	12.8	12.2	11.2	13.1	5.8	5.1	xxx	xxx	xxx	xxx	xxx	xxx	xxx	xxx	xxx	xxx	xxx	xxx	xxx	xxx	49
30.2	60.8	74.1	40.2	58.4	35.5	15.0	xxx	xxx	xxx	xxx	xxx	xxx	xxx	xxx	xxx	xxx	xxx	xxx	xxx	xxx	50
11.0	6.9	8.0	5.3	6.2	9.0	8.9	xxx	xxx	xxx	xxx	xxx	xxx	xxx	xxx	xxx	xxx	xxx	xxx	xxx	xxx	51
35,920	86,270	11,894	4,799	17,442	8,725	1,064,877	25.2	74.8	3.9	2.3	1.7	0.3	1.5	3.9	2.5	6.1	0.8	0.3	1.2	0.6	52
37,926	78,648	8,818	10,394	19,974	10,273	1,230,607	21.4	78.6	2.0	2.3	1.6	0.3	1.0	3.6	2.4	5.0	0.6	0.7	1.3	0.7	53
23.3	12.4	14.9	7.6	8.5	23.5	73.2	xxx	xxx	xxx	xxx	xxx	xxx	xxx	xxx	xxx	xxx	xxx	xxx	xxx	xxx	54
21.6	9.8	10.4	7.7	7.3	20.4	73.6	xxx	xxx	xxx	xxx	xxx	xxx	xxx	xxx	xxx	xxx	xxx	xxx	xxx	xxx	55
57,393	218,222	30,352	19,844	68,628	12,685	1,040,704	51.7	48.3	9.0	7.9	5.1	0.5	1.6	8.7	2.7	10.1	1.4	0.9	3.2	0.6	56
55,492	201,138	24,773	35,186	73,866	15,107	1,099,447	47.4	52.6	6.1	7.9	4.1	0.6	1.4	7.8	2.7	9.6	1.2	1.7	3.5	0.7	57
20,203	125,061	17,729	13,667	47,991	4,391	140,725	82.8	17.2	14.1	15.7	9.5	0.7	1.4	13.5	2.5	15.2	2.2	1.7	5.9	0.5	58
23,418	124,444	16,655	25,718	55,552	5,966	181,633	78.3	21.7	10.3	15.8	7.5	0.9	1.4	12.2	2.8	14.9	2.0	3.1	6.7	0.7	59
37,190	93,161	12,623	6,177	20,637	8,294	899,979	32.5	67.5	5.9	3.1	2.3	0.4	1.7	5.8	2.8	7.0	0.9	0.5	1.5	0.6	60
32,074	76,694	8,118	9,468	18,314	9,141	917,814	26.8	73.2	3.4	2.6	1.9	0.4	1.4	4.9	2.6	6.1	0.6	0.8	1.5	0.7	61
37.2	31.4	37.9	31.4	33.6	34.2	71.5	xxx	xxx	xxx	xxx	xxx	xxx	xxx	xxx	xxx	xxx	xxx	xxx	xxx	xxx	62
31.6	25.0	29.3	26.1	26.9	30.0	65.7	xxx	xxx	xxx	xxx	xxx	xxx	xxx	xxx	xxx	xxx	xxx	xxx	xxx	xxx	63
13.1	18.0	22.1	21.6	23.5	11.9	9.7	xxx	xxx	xxx	xxx	xxx	xxx	xxx	xxx	xxx	xxx	xxx	xxx	xxx	xxx	64
13.3	15.4	19.7	19.1	20.2	11.8	10.9	xxx	xxx	xxx	xxx	xxx	xxx	xxx	xxx	xxx	xxx	xxx	xxx	xxx	xxx	65
24.1	13.4	15.8	9.8	10.1	22.4	61.8	xxx	xxx	xxx	xxx	xxx	xxx	xxx	xxx	xxx	xxx	xxx	xxx	xxx	xxx	66
18.2	9.5	9.6	7.0	6.7	18.1	54.9	xxx	xxx	xxx	xxx	xxx	xxx	xxx	xxx	xxx	xxx	xxx	xxx	xxx	xxx	67

412006 O - 57 - 84

Table 2.—FARMS AND FARM CHARACTERISTICS, BY TYPE OF FARM,

[Data are based on reports for only a sample of farms. See text.

	Item (For definitions and explanations, see text)	Total, all farms	Commercial farms by type of farm: Commercial, total	Cash-grain	Cotton	Other field-crop	Vegetable	Fruit-and-nut	Dairy
	SPECIFIED FACILITIES								
1	Telephone.....farms reporting 1954...	2,332,309	1,746,294	355,192	71,165	66,716	20,451	60,087	373,640
2	1950...	2,057,556	1,583,467	234,988	46,550	49,790	20,714	48,805	349,564
3	Electricity.....farms reporting 1954...	4,448,611	3,121,191	505,639	455,897	337,584	30,691	76,904	534,582
4	1950...	4,213,599	2,980,354	350,615	383,537	296,375	38,532	73,067	554,869
5	Television set.....farms reporting 1954...	1,698,548	1,204,715	230,913	95,779	80,499	17,028	41,629	244,204
6	Piped running water.....farms reporting 1954...	2,810,531	2,024,814	349,269	158,502	132,988	25,555	71,192	414,800
7	Home freezer.....farms reporting 1954...	1,541,415	1,190,263	229,094	85,801	78,199	11,169	30,013	239,756
8	1950...	650,512	518,245	74,279	29,861	26,765	6,024	14,003	123,321
	Proportion of all farms reporting—								
9	Telephone.....percent 1954...	48.8	52.5	66.0	13.5	18.1	62.8	73.2	68.1
10	1950...	38.2	42.7	54.6	7.6	12.2	44.6	59.4	58.1
11	Electricity.....percent 1954...	93.0	93.8	94.0	86.8	91.8	94.3	93.7	97.4
12	1950...	78.3	80.4	81.5	62.9	72.4	83.0	88.9	92.2
13	Television.....percent 1954...	35.5	36.2	42.9	18.2	21.9	52.3	50.7	44.5
14	Piped running water.....percent 1954...	58.8	60.8	64.9	30.2	36.2	78.5	86.7	75.6
15	Home freezer.....percent 1954...	32.2	35.8	42.6	16.3	21.3	34.3	36.6	43.7
16	1950...	12.1	14.0	17.3	4.9	6.5	13.0	17.0	20.5
	SPECIFIED EQUIPMENT ON FARMS								
17	Electric pig brooder.....farms reporting 1954...	117,050	109,276	18,344	2,548	2,018	211	500	18,545
18	Power feed grinder.....farms reporting 1954...	707,088	669,416	137,775	23,314	14,919	1,328	2,504	129,852
19	Milking machine.....farms reporting 1954...	712,022	686,402	75,695	3,963	8,549	1,061	2,377	401,135
20	1950...	636,341	614,347	41,356	4,343	7,224	1,302	1,636	356,858
21	Grain combines.....farms reporting 1954...	923,709	896,024	328,698	35,670	18,973	1,937	2,514	125,429
22	1950...	665,378	647,857	219,690	29,547	15,379	1,644	1,491	73,293
23	number 1954...	979,050	950,483	360,211	39,746	20,124	2,128	2,688	127,376
24	1950...	713,633	694,951	245,795	33,487	16,497	1,853	1,655	74,897
25	Corn pickers.....farms reporting 1954...	676,088	662,935	210,203	8,931	10,761	1,300	970	84,252
26	1950...	447,387	442,599	113,728	3,255	3,188	723	298	42,991
27	number 1954...	687,466	674,180	215,096	9,268	10,927	1,559	980	84,781
28	1950...	455,519	450,603	116,792	3,454	3,296	805	305	43,282
29	Pick-up balers.....farms reporting 1954...	442,872	427,279	71,787	11,276	12,561	853	2,077	129,759
30	1950...	191,658	183,906	23,453	9,260	8,678	658	856	47,871
31	number 1954...	447,909	432,010	72,580	11,742	12,696	876	2,104	130,561
32	1950...	195,858	187,821	23,981	9,772	8,878	693	890	48,577
33	Field forage harvesters.....farms reporting 1954...	197,265	193,457	27,433	3,616	2,737	362	670	80,987
34	number 1954...	201,605	197,583	27,966	3,991	2,807	384	726	82,225
	Proportion of farms reporting—								
35	Electric pig brooder.....percent 1954...	2.4	3.3	3.4	0.5	0.5	0.6	0.6	3.4
36	Power feed grinder.....percent 1954...	14.8	20.1	25.6	4.4	4.1	4.1	3.1	23.7
37	Milking machine.....percent 1954...	14.9	20.6	14.1	0.8	2.3	3.3	2.9	73.1
38	1950...	11.8	16.6	9.6	0.7	1.8	2.8	2.0	59.3
39	Grain combines.....percent 1954...	19.3	26.9	61.1	6.8	5.2	5.9	3.1	22.9
40	1950...	12.4	17.5	51.0	4.8	3.8	3.5	1.8	12.2
41	Corn pickers.....percent 1954...	14.1	19.9	39.1	1.7	2.9	4.0	1.2	15.4
42	1950...	8.3	11.9	27.1	0.5	0.8	1.6	0.4	7.1
43	Pick-up balers.....percent 1954...	9.3	12.8	13.3	2.1	3.4	2.6	2.5	23.6
44	1950...	3.6	5.0	5.4	1.5	2.1	1.4	1.0	8.0
45	Field forage harvesters.....percent 1954...	4.1	5.8	5.1	0.7	0.7	1.1	0.8	14.8
46	Motortrucks.....farms reporting 1954...	2,212,892	1,774,407	341,409	197,546	131,022	25,299	51,004	312,117
47	1950...	1,840,391	1,484,156	234,690	143,840	104,397	30,460	45,343	266,438
48	number 1954...	2,702,811	2,223,361	458,503	230,698	157,155	44,156	79,779	369,687
49	1950...	2,206,670	1,810,744	306,402	165,125	124,103	45,394	69,773	314,682
50	Proportion of farms reporting.....percent 1954...	46.3	53.3	63.5	37.6	35.6	77.7	62.1	56.9
51	1950...	34.2	40.0	54.5	23.6	25.5	65.6	55.2	44.3
52	Tractors.....farms reporting 1954...	2,876,572	2,398,982	495,385	219,871	163,736	25,895	56,074	471,875
53	1950...	2,525,206	2,181,954	368,475	188,924	116,918	28,387	50,545	434,769
54	number 1954...	4,692,341	4,129,111	947,963	352,708	222,755	62,109	94,887	771,850
55	1950...	3,609,281	3,217,848	614,372	277,212	156,892	55,188	75,751	590,309
56	Tractors, excluding garden tractors.....farms reporting 1954...	2,773,074	2,364,935	493,548	218,381	161,741	24,387	53,925	468,552
57	1950...	2,433,168	2,146,861	366,878	187,711	115,625	26,403	48,618	430,702
58	number 1954...	4,345,234	3,895,507	899,711	349,049	217,382	53,770	86,243	727,834
59	1950...	3,393,760	3,080,054	593,530	274,449	153,447	46,828	70,056	568,757
60	Wheel tractors, other than garden.....farms reporting 1954...	2,741,841	2,341,370	486,981	217,950	161,140	23,633	46,526	466,898
61	1950...	2,382,951	2,106,999	358,165	185,700	113,448	24,874	38,310	426,778
62	number 1954...	4,185,780	3,751,410	860,138	341,444	210,881	46,504	66,773	711,927
63	1950...	3,249,866	2,951,620	561,334	267,635	145,888	39,624	50,065	554,838
64	Garden tractors.....farms reporting 1954...	335,121	224,006	47,289	3,357	5,116	6,720	8,216	43,148
65	1950...	206,024	130,068	20,016	2,517	3,175	6,840	5,373	20,941
66	number 1954...	347,107	233,604	48,252	3,659	5,373	8,339	8,644	44,016
67	1950...	215,521	137,794	20,842	2,763	3,445	8,360	5,695	21,552
68	Crawler tractors.....farms reporting 1954...	129,716	115,696	30,077	5,309	4,829	4,416	16,043	14,823
69	1950...	120,272	105,970	24,932	5,273	6,001	4,901	16,881	12,904
70	number 1954...	159,454	144,097	39,573	7,605	6,501	7,266	19,470	15,907
71	1950...	143,894	128,434	32,196	6,814	7,559	7,204	19,991	13,919

See footnotes at end of table.

FOR THE UNITED STATES: CENSUSES OF 1954 AND 1950—Continued

Data for States in Tables 3 to 6 and in Volume I]

Commercial farms by type of farm—Continued						Other farms, total	Percent of all farms		Percent distribution by type of farm (All farms = 100%)												
		General—															General—				
Poultry	Livestock other than dairy and poultry	Primarily crop	Primarily livestock	Crop and livestock	Miscellaneous		Commercial farms	Other farms	Cash-grain	Cotton	Other field-crop	Vegetable	Fruit-and-nut	Dairy	Poultry	Livestock other than dairy and poultry	Primarily crop	Primarily livestock	Crop and livestock	Miscellaneous	
101,664	464,267	37,459	43,276	127,979	24,398	586,015	74.9	25.1	15.2	3.1	2.9	0.9	2.6	16.0	4.4	19.9	1.6	1.9	5.5	1.0	1
97,479	467,442	27,375	80,140	138,178	22,442	474,089	77.0	23.0	11.4	2.3	2.4	1.0	2.4	17.0	4.7	22.7	1.3	3.9	6.7	1.1	2
150,619	661,000	74,930	60,492	197,757	35,096	1,327,420	70.2	29.8	11.4	10.2	7.6	0.7	1.7	12.0	3.4	14.9	1.7	1.4	4.4	0.8	3
158,960	666,148	68,194	115,902	235,998	38,157	1,233,245	70.7	29.3	8.3	9.1	7.0	0.9	1.7	13.2	3.8	15.8	1.6	2.8	5.6	0.9	4
74,587	277,411	26,297	23,437	75,762	17,169	493,833	70.9	29.1	13.6	5.6	4.7	1.0	2.5	14.4	4.4	16.3	1.5	1.4	4.5	1.0	5
129,408	488,049	51,982	41,764	131,429	29,876	785,717	72.0	28.0	12.4	5.6	4.7	0.9	2.5	14.8	4.6	17.4	1.8	1.5	4.7	1.1	6
61,785	303,119	27,498	27,508	84,406	11,915	351,152	77.2	22.8	14.9	5.6	5.1	0.7	1.9	15.6	4.0	19.7	1.8	1.8	5.5	0.8	7
31,090	133,168	10,789	21,824	40,815	6,306	132,267	79.7	20.3	11.4	4.6	4.1	0.9	2.2	19.0	4.8	20.5	1.7	3.4	6.3	1.0	8
65.9	66.8	46.8	68.4	62.7	65.8	40.3	xxx	xxx	xxx	xxx	xxx	xxx	xxx	xxx	xxx	xxx	xxx	xxx	xxx	xxx	9
55.4	58.0	32.4	59.5	50.2	44.6	28.3	xxx	xxx	xxx	xxx	xxx	xxx	xxx	xxx	xxx	xxx	xxx	xxx	xxx	xxx	10
97.6	95.2	93.6	95.7	96.9	94.7	91.2	xxx	xxx	xxx	xxx	xxx	xxx	xxx	xxx	xxx	xxx	xxx	xxx	xxx	xxx	11
90.4	82.6	80.6	86.1	85.8	75.8	73.7	xxx	xxx	xxx	xxx	xxx	xxx	xxx	xxx	xxx	xxx	xxx	xxx	xxx	xxx	12
48.4	39.9	32.8	37.1	37.1	46.3	33.9	xxx	xxx	xxx	xxx	xxx	xxx	xxx	xxx	xxx	xxx	xxx	xxx	xxx	xxx	13
83.9	70.3	64.9	66.0	64.4	80.6	54.0	xxx	xxx	xxx	xxx	xxx	xxx	xxx	xxx	xxx	xxx	xxx	xxx	xxx	xxx	14
40.1	43.6	34.3	43.5	41.3	32.2	24.1	xxx	xxx	xxx	xxx	xxx	xxx	xxx	xxx	xxx	xxx	xxx	xxx	xxx	xxx	15
17.7	16.5	12.8	16.2	14.8	12.5	7.9	xxx	xxx	xxx	xxx	xxx	xxx	xxx	xxx	xxx	xxx	xxx	xxx	xxx	xxx	16
2,327	48,273	1,104	4,482	10,717	207	7,774	93.4	6.6	15.7	2.2	1.7	0.2	0.4	15.8	2.0	41.2	1.0	3.8	9.2	0.2	17
13,932	244,929	10,530	21,555	66,683	2,095	37,672	94.7	5.3	19.5	3.3	2.1	0.2	0.4	18.4	2.0	34.6	1.5	3.0	9.4	0.3	18
9,261	91,213	5,652	28,204	58,049	1,243	25,620	96.4	3.6	10.6	0.6	1.2	0.1	0.3	56.3	1.3	12.8	0.8	4.0	8.2	0.2	19
9,998	95,660	4,294	40,688	50,035	953	21,994	96.5	3.5	6.5	0.7	1.1	0.2	0.3	56.1	1.6	15.0	0.7	6.4	7.9	0.1	20
12,813	235,553	20,418	22,128	90,256	1,635	27,685	97.0	3.0	35.6	3.9	2.1	0.2	0.3	13.6	1.4	25.5	2.2	2.4	9.8	0.2	21
9,790	178,021	15,046	26,033	76,664	1,259	17,521	97.4	2.6	33.0	4.4	2.3	0.2	0.2	11.0	1.5	26.8	2.3	3.9	11.5	0.2	22
13,157	244,744	22,771	22,499	93,237	1,802	28,567	97.1	2.9	36.8	4.1	2.1	0.2	0.3	13.0	1.3	25.0	2.3	2.3	9.5	0.2	23
10,053	186,042	17,042	26,494	79,719	1,417	18,682	97.4	2.6	34.4	4.7	2.3	0.3	0.2	10.5	1.4	26.1	2.4	3.7	11.2	0.2	24
9,081	235,649	8,456	21,439	71,357	536	13,153	98.1	1.9	31.1	1.3	1.6	0.2	0.1	12.5	1.3	34.9	1.3	3.2	10.6	0.1	25
5,519	187,841	3,300	25,951	55,520	285	4,788	98.9	1.1	25.4	0.7	0.7	0.2	0.1	9.6	1.2	42.0	0.7	5.8	12.4	0.1	26
9,159	239,403	8,660	21,559	72,238	550	13,286	98.1	1.9	31.3	1.3	1.6	0.2	0.1	12.3	1.3	34.8	1.3	3.1	10.5	0.1	27
5,594	190,888	3,448	26,100	56,299	340	4,916	98.9	1.1	25.6	0.8	0.7	0.2	0.1	9.5	1.2	41.9	0.8	5.7	12.4	0.1	28
6,889	130,783	11,363	11,452	37,075	1,404	15,593	96.5	3.5	16.2	2.5	2.8	0.2	0.5	29.3	1.6	29.5	2.6	2.8	8.4	0.3	29
3,005	57,725	6,231	7,234	18,158	777	7,752	96.0	4.0	12.2	4.8	4.5	0.3	0.4	25.0	1.6	30.1	3.3	3.8	9.5	0.4	30
6,947	132,344	11,815	11,532	37,382	1,431	15,899	96.5	3.5	16.2	2.6	2.8	0.2	0.5	29.1	1.6	29.5	2.6	2.6	8.3	0.3	31
3,076	58,876	6,534	7,325	18,410	809	8,037	95.9	4.1	12.2	5.0	4.5	0.4	0.5	24.8	1.6	30.1	3.3	3.7	9.4	0.4	32
2,047	54,951	2,199	4,413	13,706	336	3,808	98.1	1.9	13.9	1.8	1.4	0.2	0.3	41.1	1.0	27.9	1.1	2.2	6.9	0.2	33
2,087	56,262	2,364	4,506	13,917	348	4,022	98.0	2.0	13.9	2.0	1.4	0.2	0.4	40.8	1.0	27.9	1.2	2.2	6.9	0.2	34
1.5	6.9	1.4	7.1	5.2	0.6	0.5	xxx	xxx	xxx	xxx	xxx	xxx	xxx	xxx	xxx	xxx	xxx	xxx	xxx	xxx	35
9.0	35.3	13.1	34.1	32.7	5.7	2.6	xxx	xxx	xxx	xxx	xxx	xxx	xxx	xxx	xxx	xxx	xxx	xxx	xxx	xxx	36
6.0	13.1	7.1	44.6	28.4	3.4	1.8	xxx	xxx	xxx	xxx	xxx	xxx	xxx	xxx	xxx	xxx	xxx	xxx	xxx	xxx	37
5.7	11.9	5.1	30.2	18.2	1.9	1.3	xxx	xxx	xxx	xxx	xxx	xxx	xxx	xxx	xxx	xxx	xxx	xxx	xxx	xxx	38
8.3	33.9	25.5	35.0	44.2	4.4	1.9	xxx	xxx	xxx	xxx	xxx	xxx	xxx	xxx	xxx	xxx	xxx	xxx	xxx	xxx	39
5.6	22.1	17.8	19.3	27.9	2.5	1.0	xxx	xxx	xxx	xxx	xxx	xxx	xxx	xxx	xxx	xxx	xxx	xxx	xxx	xxx	40
5.9	33.9	10.6	33.9	35.0	1.4	0.9	xxx	xxx	xxx	xxx	xxx	xxx	xxx	xxx	xxx	xxx	xxx	xxx	xxx	xxx	41
3.1	23.3	3.9	19.3	20.2	0.6	0.3	xxx	xxx	xxx	xxx	xxx	xxx	xxx	xxx	xxx	xxx	xxx	xxx	xxx	xxx	42
4.5	18.8	14.2	18.1	18.2	3.8	1.1	xxx	xxx	xxx	xxx	xxx	xxx	xxx	xxx	xxx	xxx	xxx	xxx	xxx	xxx	43
1.7	7.2	7.4	5.4	6.6	1.5	0.5	xxx	xxx	xxx	xxx	xxx	xxx	xxx	xxx	xxx	xxx	xxx	xxx	xxx	xxx	44
1.3	7.9	2.7	7.0	6.7	0.9	0.3	xxx	xxx	xxx	xxx	xxx	xxx	xxx	xxx	xxx	xxx	xxx	xxx	xxx	xxx	45
73,193	420,063	49,323	30,875	119,305	23,251	438,485	80.2	19.8	15.4	8.9	5.9	1.1	2.3	14.1	3.3	19.0	2.2	1.4	5.4	1.1	46
64,272	364,394	41,019	44,645	121,298	23,360	356,235	80.6	19.4	12.8	7.8	5.7	1.7	2.5	14.5	3.5	19.8	2.2	2.4	6.6	1.3	47
84,735	523,292	66,871	33,460	138,767	36,258	479,450	82.3	17.7	17.0	8.5	5.8	1.6	3.0	13.7	3.1	19.4	2.5	1.2	5.1	1.3	48
74,900	436,982	52,019	48,668	137,816	34,880	395,926	82.1	17.9	13.9	7.5	5.6	2.1	3.2	14.3	3.4	19.8	2.4	2.2	6.2	1.6	49
47.4	60.5	61.6	48.8	58.4	62.7	30.1	xxx	xxx	xxx	xxx	xxx	xxx	xxx	xxx	xxx	xxx	xxx	xxx	xxx	xxx	50
36.5	45.2	48.5	33.2	44.1	46.4	21.3	xxx	xxx	xxx	xxx	xxx	xxx	xxx	xxx	xxx	xxx	xxx	xxx	xxx	xxx	51
82,767	564,493	61,370	54,057	181,456	22,003	477,590	83.4	16.6	17.2	7.6	5.7	0.9	1.9	16.4	2.9	19.6	2.1	1.9	6.3	0.8	52
73,037	552,259	49,164	96,080	204,202	19,194	343,252	86.4	13.6	14.6	7.5	4.6	1.1	2.0	17.2	2.9	21.9	1.9	3.8	8.1	0.8	53
112,363	1,013,069	111,985	87,152	313,012	39,258	563,230	88.0	12.0	20.2	7.5	4.7	1.3	2.0	16.4	2.4	21.6	2.4	1.9	6.7	0.8	54
91,338	826,723	78,768	127,392	294,050	29,853	391,433	89.2	10.8	17.0	7.7	4.3	1.5	2.1	16.4	2.5	22.9	2.2	3.5	8.1	0.8	55
72,321	559,619	60,763	53,606	180,611	17,481	408,139	85.3	14.7	17.8	7.9	5.8	0.9	1.9	16.9	2.6	20.2	2.2	1.9	6.5	0.6	56
63,031	546,936	48,564	95,010	202,732	14,651	286,307	88.2	11.8	15.1	7.7	4.8	1.1	2.0	17.7	2.6	22.5	2.0	3.9	8.3	0.6	57
90,202	958,478	107,228	81,306	297,088	27,216	449,727	89.7	10.3	20.7	8.0	5.0	1.2	2.0	16.7	2.1	22.1	2.5	1.9	6.8	0.6	58
74,590	796,041	76,003	121,892	283,805	20,656	313,706	90.8	9.2	17.5	8.1	4.5	1.4	2.1	16.8	2.2	23.5	2.2	3.6	8.4	0.6	59
71,323	556,495	60,268	53,464	180,142	16,550	400,471	85.4	14.6	17.8	7.9	5.9	0.9	1.7	17.0	2.6	20.3	2.1	1.9	6.7	0.6	60
61,383	541,394	47,668	94,480	201,153	13,646	275,952	88.4	11.6	15.0	7.8	4.8	1.0	1.6	17.9	2.6	22.7	2.0	4.0	8.4	0.6	61
87,306	930,463	100,214	80,392	291,529	23,839	434,370	89.6	10.4	20.5	8.2	5.0	1.1	1.6	17.0	2.1	22.2	2.4	1.9	7.0	0.6	62
71,519	773,695	70,403	120,380	278,023	18,216	298,246	90.8	9.2	17.3	8.2	4.5	1.2	1.5	17.1	2.2	23.8	2.2	3.7	8.6	0.6	63
21,609	53,410	4,490	5,755	15,572	9,324	111,115	66.8	33.2	14.1	1.0	1.5	2.0	2.5	12.9	6.4	15.9	1.3	1.7	4.6	2.8	64
16,314	29,663	2,559	5,386	9,913	7,371	75,956	63.1	36.9	9.7	1.2	1.5	3.3	2.6	10.2	7.9	14.4	1.2	2.6	4.8	3.6	65
22,161	54,591	4,757	5,846	15,924	12,042	113,503	67.3	32.7	13.9	1.1	1.5	2.4	2.5	12.7	6.4	15.7	1.4	1.7	4.6	3.5	66
16,748	30,682	2,765	5,500	10,245	9,197	77,727	63.9	36.1	9.7	1.3	1.6	3.9	2.6	10.0	7.8	14.2	1.3	2.6	4.8	4.3	67
2,717	23,991	4,978	834	4,814	2,865	14,020	89.2	10.8	23.2	4.1	3.7	3.4	12.4	11.4	2.1	18.5	3.8	0.6	3.7	2.2	68
2,903	19,289	4,235	1,419	5,216	2,016	14,302	88.1	11.9	20.7	4.4	5.0	4.1	14.0	10.7	2.4	16.0	3.5	1.2	4.3	1.7	69
2,896	28,015	7,014	914	5,559	3,377	15,357	90.4	9.6	24.8	4.8	4.1	4.6	12.2	10.0	1.8	17.6	4.4	0.6	3.5	2.1	70
3,071	22,346	5,600	1,512	5,782	2,440	15,460	89.3	10.7	22.4	4.7	5.3	5.0	13.9	9.7	2.1	15.5	3.9	1.1	4.0	1.7	71

Table 2.—FARMS AND FARM CHARACTERISTICS, BY TYPE OF FARM,

[Data are based on reports for only a sample of farms. See text.

	Item (For definitions and explanations, see text)	Total, all farms	Commercial farms by type of farm: Commercial, total	Cash-grain	Cotton	Other field-crop	Vegetable	Fruit-and-nut	Dairy
	SPECIFIED EQUIPMENT ON FARMS—Continued								
	Tractors—Continued								
	Proportion of farms reporting—								
1	Any tractors.....percent 1954...	60.1	72.1	92.1	41.9	44.5	79.5	68.3	86.0
2	1950...	46.9	58.9	85.6	31.0	28.6	61.2	61.5	72.2
3	Tractors, excluding garden tractors.....percent 1954...	58.0	71.1	91.8	41.6	44.0	74.9	65.7	85.4
4	1950...	45.2	57.9	85.2	30.8	28.2	56.9	59.2	71.5
5	Wheel tractors, other than garden.....percent 1954...	57.3	70.4	90.5	41.5	43.8	72.6	56.7	85.1
6	1950...	44.3	56.8	83.2	30.5	27.7	53.6	46.6	70.9
7	Garden tractors.....percent 1954...	7.0	6.7	8.8	0.6	1.4	20.6	10.0	7.9
8	1950...	3.8	3.5	4.7	0.4	0.8	14.7	6.5	3.5
9	Crawler tractors.....percent 1954...	2.7	3.5	5.6	1.0	1.3	13.6	19.5	2.7
10	1950...	2.2	2.9	5.8	0.9	1.5	10.6	20.5	2.1
11	Automobiles.....farms reporting 1954...	3,391,557	2,480,220	476,499	244,735	218,280	23,909	64,963	459,788
12	1950...	3,389,773	2,511,151	357,658	233,895	208,897	28,560	61,060	482,114
13	number 1954...	4,262,785	3,201,011	608,824	295,164	253,269	36,990	102,045	608,657
14	1950...	4,199,224	3,164,658	453,746	275,735	244,292	40,808	90,388	618,824
15	Proportion of farms reporting.....percent 1954...	70.9	74.5	88.6	46.6	59.4	73.4	79.2	83.8
16	1950...	63.0	67.8	83.1	38.4	51.0	61.5	74.3	80.1
	Class of work power[6]:								
17	No tractor, horses, or mules.....farms reporting 1954...	1,179,964	496,406	33,748	153,811	85,573	4,537	23,633	35,507
18	1950...	1,213,125	527,523	39,256	161,934	77,193	6,367	22,819	40,963
19	No tractor and only 1 horse or mule.....farms reporting 1954...	345,627	135,334	3,091	37,864	45,555	1,981	2,472	9,283
20	1950...	494,106	195,225	3,892	48,057	60,378	4,634	4,065	15,208
21	No tractor and 2 or more horses and/or mules.....farms reporting 1954...	484,356	330,942	7,451	115,152	74,902	1,656	2,034	35,421
22	1950...	1,146,813	801,710	18,766	210,392	154,932	7,027	4,749	111,153
23	Tractor and horses and/or mules.....farms reporting 1954...	976,211	858,267	118,535	83,387	96,081	6,411	8,666	161,549
24	1950...	1,276,133	1,165,471	147,968	89,455	76,822	10,331	11,037	245,026
25	Tractor and no horses or mules.....farms reporting 1954...	1,796,863	1,506,668	375,013	134,994	65,660	17,976	45,259	307,003
26	1950...	1,249,073	1,016,483	220,507	99,469	40,096	18,056	39,508	189,743
	Proportion of all farms:								
27	No tractor, horses, or mules.....percent 1954...	24.7	14.9	6.3	29.3	23.3	13.9	28.8	6.5
28	1950...	22.6	14.2	9.1	26.6	18.9	13.7	27.8	6.8
29	No tractor and only 1 horse or mule.....percent 1954...	7.2	4.1	0.6	7.2	12.4	6.1	3.0	1.7
30	1950...	9.2	5.3	0.9	7.9	14.7	10.0	4.9	2.5
31	No tractor and 2 or more horses and/or mules.....percent 1954...	10.1	9.9	1.4	21.9	20.4	5.1	2.5	6.5
32	1950...	21.3	21.6	4.4	34.5	37.8	15.1	5.8	18.5
33	Tractor and horses and/or mules.....percent 1954...	20.4	25.8	22.0	15.9	26.1	19.7	10.6	29.4
34	1950...	23.7	31.4	34.4	14.7	18.8	22.3	13.4	40.7
35	Tractor and no horses or mules.....percent 1954...	37.6	45.3	69.7	25.7	17.9	55.2	55.1	55.9
36	1950...	23.2	27.4	51.2	16.3	9.8	38.9	48.1	31.5
	FARM LABOR FOR SPECIFIED WEEK[7]								
37	Family and/or hired workers.....farms reporting 1954...	4,296,694	3,129,400	498,517	485,062	340,005	29,952	69,488	535,270
38	1950...	4,547,947	3,340,158	371,509	533,719	368,452	39,164	67,218	569,969
39	persons 1954...	9,597,343	7,938,814	968,433	1,787,138	913,838	179,392	377,046	1,196,504
40	1950...	8,538,064	6,762,153	660,611	1,030,545	735,472	157,007	187,846	1,214,164
41	Family workers including operator.....farms reporting 1954...	4,241,835	3,084,098	491,953	479,497	337,553	29,038	64,101	529,811
42	1950...	4,470,603	3,280,595	365,226	527,316	364,347	37,897	61,552	560,003
43	persons 1954...	6,867,693	5,322,787	756,925	973,657	628,175	48,892	94,427	963,774
44	1950...	6,982,795	5,322,846	552,741	826,820	599,328	61,375	84,789	985,828
45	Operators working 1 or more hours.....persons 1954...	4,142,352	3,029,280	484,084	471,044	332,115	28,401	62,588	519,934
46	1950...	4,246,072	3,158,000	354,818	506,030	347,866	36,320	59,135	539,572
47	Unpaid members of operator's family working 15 or more hours.....farms reporting 1954...	1,738,414	1,421,705	186,782	246,550	164,322	12,508	22,148	292,523
48	1950...	1,847,973	1,427,030	134,366	199,965	153,996	15,506	18,117	295,489
49	persons 1954...	2,725,341	2,293,507	272,841	502,613	296,060	20,491	31,839	443,840
50	1950...	2,736,723	2,164,846	197,923	320,790	251,462	25,055	25,654	446,256
51	Hired workers.....farms reporting 1954...	751,581	697,572	106,461	96,976	59,432	13,199	35,386	124,408
52	persons 1954...	2,729,650	2,616,027	211,508	813,481	285,663	130,500	282,619	232,730
53	1 hired worker.....farms reporting 1954...	380,021	347,392	68,903	19,105	19,996	3,014	9,309	77,558
54	2 hired workers.....farms reporting 1954...	142,546	132,318	20,418	13,707	12,333	2,035	5,483	25,948
55	3 or 4 hired workers.....farms reporting 1954...	101,427	94,656	10,600	17,968	10,954	2,538	5,719	13,823
56	5 to 9 hired workers.....farms reporting 1954...	72,013	68,684	4,579	21,790	9,304	2,572	6,771	5,714
57	10 or more hired workers.....farms reporting 1954...	55,574	54,522	1,961	24,406	6,845	3,040	8,104	1,365
58	Regular workers (to be employed 150 or more days).....farms reporting 1954...	332,932	323,444	45,411	23,858	15,927	6,688	15,223	78,484
59	1950...	504,041	472,046	49,496	43,435	31,318	9,294	20,009	112,094
60	persons 1954...	691,068	671,064	65,592	77,107	43,339	37,958	49,662	125,443
61	1950...	1,014,518	961,489	72,292	131,404	76,318	49,516	62,829	181,442
62	1 hired worker.....farms reporting 1954...	222,152	215,017	34,903	11,558	9,437	2,414	7,717	55,958
63	1950...	343,309	318,450	37,870	23,446	20,199	4,005	10,505	78,893
64	2 hired workers.....farms reporting 1954...	58,737	57,572	6,928	4,978	3,211	1,436	3,089	13,942
65	1950...	88,120	83,771	7,665	8,491	5,852	1,962	4,160	20,684
66	3 or 4 hired workers.....farms reporting 1954...	30,423	29,840	2,547	3,446	1,853	1,167	2,206	6,045
67	1950...	43,073	41,475	2,831	5,626	2,954	1,592	2,820	8,630
68	5 to 9 hired workers.....farms reporting 1954...	14,312	14,029	825	2,419	916	895	1,389	2,008
69	1950...	19,799	19,047	875	3,557	1,442	979	1,595	3,070
70	10 or more hired workers.....farms reporting 1954...	7,308	6,986	208	1,457	510	776	822	531
71	1950...	9,740	9,303	255	2,315	871	756	929	817
72	Seasonal workers (to be employed less than 150 days).....farms reporting 1954...	504,556	458,610	71,911	83,629	50,476	9,687	27,843	59,503
73	persons 1954...	2,038,582	1,944,963	145,916	736,374	242,324	92,542	232,957	107,287
74	1 hired worker.....farms reporting 1954...	245,621	218,380	48,051	13,687	15,965	2,310	6,353	39,533
75	2 hired workers.....farms reporting 1954...	86,765	77,718	12,296	10,741	10,391	1,454	3,873	10,762
76	3 or 4 hired workers.....farms reporting 1954...	69,007	63,044	6,739	15,773	9,640	1,736	4,670	5,836
77	5 to 9 hired workers.....farms reporting 1954...	56,443	53,477	3,262	20,426	8,393	1,882	6,061	2,725
78	10 or more hired workers.....farms reporting 1954...	46,720	45,991	1,563	23,002	6,087	2,305	6,886	647
79	Regular hired workers and no seasonal hired workers.....farms reporting 1954...	247,025	238,962	34,550	13,347	8,956	3,512	7,543	64,905
80	Both regular and seasonal hired workers...farms reporting 1954...	85,907	84,482	10,861	10,511	6,971	3,176	7,680	13,579
81	Seasonal hired workers and no regular hired workers.....farms reporting 1954...	418,649	374,128	61,050	73,118	43,505	6,511	20,163	45,924

See footnotes at end of table.

FOR THE UNITED STATES: CENSUSES OF 1954 AND 1950—Continued

Data for States in Tables 3 to 6 and in Volume I]

Commercial farms by type of farm—Continued						Other farms, total	Percent of all farms		Percent distribution by type of farm (All farms = 100%)												
		General—															General—				
Poultry	Livestock other than dairy and poultry	Primarily crop	Primarily livestock	Crop and livestock	Miscellaneous		Commercial farms	Other farms	Cash-grain	Cotton	Other field-crop	Vegetable	Fruit-and-nut	Dairy	Poultry	Livestock other than dairy and poultry	Primarily crop	Primarily livestock	Crop and livestock	Miscellaneous	
53.7	81.3	76.6	85.5	88.9	59.4	32.8	xxx	xxx	xxx	xxx	xxx	xxx	xxx	xxx	xxx	xxx	xxx	xxx	xxx	xxx	1
41.5	68.5	58.1	71.3	74.2	38.1	20.5	xxx	xxx	xxx	xxx	xxx	xxx	xxx	xxx	xxx	xxx	xxx	xxx	xxx	xxx	2
46.9	80.6	75.9	84.8	88.5	47.2	28.0	xxx	xxx	xxx	xxx	xxx	xxx	xxx	xxx	xxx	xxx	xxx	xxx	xxx	xxx	3
35.8	67.8	57.4	70.6	73.7	29.1	17.1	xxx	xxx	xxx	xxx	xxx	xxx	xxx	xxx	xxx	xxx	xxx	xxx	xxx	xxx	4
46.2	80.1	75.3	84.5	88.2	44.7	27.5	xxx	xxx	xxx	xxx	xxx	xxx	xxx	xxx	xxx	xxx	xxx	xxx	xxx	xxx	5
34.9	67.2	56.4	70.2	73.1	27.1	16.5	xxx	xxx	xxx	xxx	xxx	xxx	xxx	xxx	xxx	xxx	xxx	xxx	xxx	xxx	6
14.0	7.7	5.6	9.1	7.6	25.2	7.6	xxx	xxx	xxx	xxx	xxx	xxx	xxx	xxx	xxx	xxx	xxx	xxx	xxx	xxx	7
9.3	3.7	3.0	4.0	3.6	14.6	4.5	xxx	xxx	xxx	xxx	xxx	xxx	xxx	xxx	xxx	xxx	xxx	xxx	xxx	xxx	8
1.8	3.5	6.2	1.3	2.4	7.7	1.0	xxx	xxx	xxx	xxx	xxx	xxx	xxx	xxx	xxx	xxx	xxx	xxx	xxx	xxx	9
1.7	2.4	5.0	1.1	1.9	4.0	0.9	xxx	xxx	xxx	xxx	xxx	xxx	xxx	xxx	xxx	xxx	xxx	xxx	xxx	xxx	10
115,604	567,702	58,092	53,193	170,519	26,936	911,337	73.1	26.9	14.0	7.2	6.4	0.7	1.9	13.6	3.4	16.7	1.7	1.6	5.0	0.8	11
124,607	615,648	51,073	108,714	210,847	28,078	878,622	74.1	25.9	10.6	6.9	6.2	0.8	1.8	14.2	3.7	18.2	1.5	3.2	6.2	0.8	12
142,152	749,513	78,240	66,164	218,190	41,803	1,061,774	75.1	24.9	14.3	6.9	5.9	0.9	2.4	14.3	3.3	17.6	1.8	1.6	5.1	1.0	13
150,801	786,352	66,831	132,463	266,004	38,414	1,034,566	75.4	24.6	10.8	6.6	5.8	1.0	2.2	14.7	3.6	18.7	1.6	3.2	6.3	0.9	14
74.9	81.7	72.5	84.1	83.5	72.7	62.6	xxx	xxx	xxx	xxx	xxx	xxx	xxx	xxx	xxx	xxx	xxx	xxx	xxx	xxx	15
70.8	76.4	60.4	80.7	76.7	55.7	52.5	xxx	xxx	xxx	xxx	xxx	xxx	xxx	xxx	xxx	xxx	xxx	xxx	xxx	xxx	16
64,611	60,772	8,724	3,831	7,614	14,045	683,558	42.1	57.9	2.9	13.0	7.3	0.4	2.0	3.0	5.5	5.2	0.7	0.3	0.6	1.2	17
66,443	65,359	9,363	9,754	10,452	17,620	685,602	43.5	56.5	3.2	13.3	6.4	0.5	1.9	3.4	5.5	5.4	0.8	0.8	0.9	1.5	18
8,495	17,089	3,226	838	3,144	2,296	210,293	39.2	60.8	0.9	11.0	13.2	0.6	0.7	2.7	2.5	4.9	0.9	0.2	0.9	0.7	19
12,555	25,034	5,370	3,245	8,366	4,421	298,881	39.5	60.5	0.8	9.7	12.2	0.9	0.8	3.1	2.5	5.1	1.1	0.7	1.7	0.9	20
8,830	57,156	7,370	4,964	12,775	3,231	153,414	68.3	31.7	1.5	23.8	15.5	0.3	0.4	7.3	1.8	11.8	1.5	1.0	2.6	0.7	21
23,841	163,428	20,672	25,587	52,030	9,133	345,103	69.9	30.1	1.6	18.3	13.5	0.6	0.4	9.7	2.1	14.3	1.8	2.2	4.5	0.8	22
17,076	249,382	23,588	18,195	68,617	6,780	117,944	87.9	12.1	12.1	8.5	9.8	0.7	0.9	16.5	1.7	25.5	2.4	1.9	7.0	0.7	23
21,967	357,841	26,037	54,086	117,385	7,516	110,662	91.3	8.7	11.6	7.0	6.0	0.8	0.9	19.2	1.7	28.0	2.0	4.2	9.2	0.6	24
55,245	310,237	37,175	35,411	111,994	10,701	290,195	83.8	16.2	20.9	7.5	3.7	1.0	2.5	17.1	3.1	17.3	2.1	2.0	6.2	0.6	25
51,070	194,418	23,127	41,994	86,817	11,678	232,590	81.4	18.6	17.7	8.0	3.2	1.4	3.2	15.2	4.1	15.6	1.9	3.4	7.0	0.9	26
41.9	8.7	10.9	6.1	3.7	37.9	47.0	xxx	xxx	xxx	xxx	xxx	xxx	xxx	xxx	xxx	xxx	xxx	xxx	xxx	xxx	27
37.8	8.1	11.1	7.2	3.8	35.0	41.0	xxx	xxx	xxx	xxx	xxx	xxx	xxx	xxx	xxx	xxx	xxx	xxx	xxx	xxx	28
5.5	2.5	4.0	1.3	1.5	6.2	14.4	xxx	xxx	xxx	xxx	xxx	xxx	xxx	xxx	xxx	xxx	xxx	xxx	xxx	xxx	29
7.1	3.1	6.3	2.4	3.0	8.8	17.9	xxx	xxx	xxx	xxx	xxx	xxx	xxx	xxx	xxx	xxx	xxx	xxx	xxx	xxx	30
5.7	8.2	9.2	7.8	6.3	8.7	10.5	xxx	xxx	xxx	xxx	xxx	xxx	xxx	xxx	xxx	xxx	xxx	xxx	xxx	xxx	31
13.6	20.3	24.4	19.0	18.9	18.1	20.6	xxx	xxx	xxx	xxx	xxx	xxx	xxx	xxx	xxx	xxx	xxx	xxx	xxx	xxx	32
11.1	35.9	29.5	28.8	33.6	18.3	8.1	xxx	xxx	xxx	xxx	xxx	xxx	xxx	xxx	xxx	xxx	xxx	xxx	xxx	xxx	33
12.5	44.4	30.8	40.2	42.7	14.9	6.6	xxx	xxx	xxx	xxx	xxx	xxx	xxx	xxx	xxx	xxx	xxx	xxx	xxx	xxx	34
35.8	44.7	46.4	56.0	54.9	28.9	19.9	xxx	xxx	xxx	xxx	xxx	xxx	xxx	xxx	xxx	xxx	xxx	xxx	xxx	xxx	35
29.0	24.1	27.3	31.2	31.6	23.2	13.9	xxx	xxx	xxx	xxx	xxx	xxx	xxx	xxx	xxx	xxx	xxx	xxx	xxx	xxx	36
144,664	660,808	72,819	61,363	198,344	33,108	1,167,294	72.8	27.2	11.6	11.3	7.9	0.7	1.6	12.5	3.4	15.4	1.7	1.4	4.6	0.8	37
152,910	738,198	74,102	126,658	259,498	38,761	1,207,789	73.4	26.6	8.2	11.7	8.1	0.9	1.5	12.5	3.4	16.2	1.6	2.8	5.7	0.9	38
283,649	1,317,368	221,261	125,361	449,671	119,153	1,658,529	82.7	17.3	10.1	18.6	9.5	1.9	3.9	12.5	3.0	13.7	2.3	1.3	4.7	1.2	39
283,541	1,442,711	169,362	243,140	507,798	129,956	1,775,911	79.2	20.8	7.7	12.1	8.6	1.8	2.2	14.2	3.3	16.9	2.0	2.8	5.9	1.5	40
143,207	648,054	71,284	61,102	196,851	31,647	1,157,737	72.7	27.3	11.6	11.3	8.0	0.7	1.5	12.5	3.4	15.3	1.7	1.4	4.6	0.7	41
150,554	721,738	72,421	125,750	256,924	36,867	1,190,008	73.4	26.6	8.2	11.8	8.1	0.8	1.4	12.5	3.4	16.1	1.6	2.8	5.7	0.8	42
229,911	1,002,738	117,340	110,554	348,794	47,600	1,544,906	77.5	22.5	11.0	14.2	9.1	0.7	1.4	14.0	3.3	14.6	1.7	1.6	5.1	0.7	43
234,890	1,143,610	117,457	222,094	437,484	56,430	1,659,949	76.2	23.8	7.9	11.8	8.6	0.9	1.2	14.1	3.4	16.4	1.7	3.2	6.3	0.8	44
139,632	637,318	69,864	59,976	193,434	30,890	1,113,072	73.1	26.9	11.7	11.4	8.0	0.7	1.5	12.6	3.4	15.4	1.7	1.4	4.7	0.7	45
143,022	697,273	69,595	121,242	248,188	34,939	1,088,072	74.4	25.6	8.4	11.9	8.2	0.9	1.4	12.7	3.4	16.4	1.6	2.9	5.8	0.8	46
67,556	254,167	28,303	33,881	101,026	11,939	316,709	81.8	18.2	10.7	14.2	9.5	0.7	1.3	16.8	3.9	14.6	1.6	1.9	5.8	0.7	47
68,791	304,510	30,066	67,425	123,916	14,883	420,943	77.2	22.8	7.3	10.8	8.3	0.8	1.0	16.0	3.7	16.5	1.6	3.6	6.7	0.8	48
90,279	365,420	47,476	50,578	155,360	16,710	431,834	84.2	15.8	10.0	18.4	10.9	0.8	1.2	16.3	3.3	13.4	1.7	1.9	5.7	0.6	49
91,868	446,337	47,862	100,852	189,296	21,491	571,877	79.1	20.9	7.2	11.7	9.2	0.9	0.9	16.3	3.4	16.3	1.7	3.7	6.9	0.8	50
25,763	154,432	20,880	8,764	37,939	13,932	54,009	92.8	7.2	14.2	12.9	7.9	1.8	4.7	16.6	3.4	20.5	2.8	1.2	5.0	1.9	51
53,738	314,630	103,921	14,807	100,877	71,553	113,623	95.8	4.2	7.7	29.8	10.5	4.8	10.4	8.5	2.0	11.5	3.8	0.5	3.7	2.6	52
15,163	94,205	8,233	6,112	21,299	4,495	32,629	91.4	8.6	18.1	5.0	5.3	0.8	2.4	20.4	4.0	24.8	2.2	1.6	5.6	1.2	53
5,525	31,303	3,814	1,456	7,423	2,873	10,228	92.8	7.2	14.3	9.6	8.7	1.4	3.8	18.2	3.9	22.0	2.7	1.0	5.2	2.0	54
3,104	18,163	3,432	822	4,612	2,921	6,771	93.3	6.7	10.5	17.7	10.8	2.5	5.6	13.6	3.1	17.9	3.4	0.8	4.5	2.9	55
1,496	8,091	2,975	309	2,985	2,098	3,329	95.4	4.6	6.4	30.3	12.9	3.6	9.4	7.9	2.1	11.2	4.1	0.4	4.1	2.9	56
475	2,670	2,426	65	1,620	1,545	1,052	98.1	1.9	3.5	43.9	12.3	5.5	14.6	2.5	0.9	4.8	4.4	0.1	2.9	2.8	57
14,157	86,017	8,645	3,923	15,211	9,900	9,488	97.2	2.8	13.6	7.2	4.8	2.0	4.6	23.6	4.3	25.8	2.6	1.2	4.6	3.0	58
18,344	125,430	12,982	10,346	27,603	11,695	31,995	93.7	6.3	9.8	8.6	6.2	1.8	4.0	22.2	3.6	24.9	2.6	2.1	5.5	2.3	59
24,959	147,107	22,762	5,591	25,021	46,523	20,004	97.1	2.9	9.5	11.2	6.3	5.5	7.2	18.2	3.6	21.3	3.3	0.8	3.6	6.7	60
32,373	210,485	31,923	13,870	44,270	54,767	53,029	94.8	5.2	7.1	13.0	7.5	4.9	6.2	17.9	3.2	20.7	3.1	1.4	4.4	5.4	61
9,505	60,630	5,037	3,140	11,038	3,680	7,135	96.8	3.2	15.7	5.2	4.2	1.1	3.5	25.2	4.3	27.3	2.3	1.4	5.0	1.7	62
12,680	90,011	7,449	8,547	20,448	4,397	24,859	92.8	7.2	11.0	6.8	5.9	1.2	3.1	23.0	3.7	26.2	2.2	2.5	6.0	1.3	63
2,712	14,780	1,640	484	2,465	1,907	1,165	98.0	2.0	11.8	8.5	5.5	2.4	5.3	23.7	4.6	25.2	2.8	0.8	4.2	3.2	64
3,298	20,766	2,673	1,217	4,347	2,656	4,349	95.1	4.9	8.7	9.6	6.6	2.2	4.7	23.5	3.7	23.6	3.0	1.4	4.9	3.0	65
1,266	6,886	1,066	213	1,112	2,033	583	98.1	1.9	8.4	11.3	6.1	3.8	7.3	19.9	4.2	22.6	3.5	0.7	3.7	6.7	66
1,541	9,585	1,630	427	1,802	2,037	1,598	96.3	3.7	6.6	13.1	6.9	3.7	6.5	20.0	3.6	22.3	3.8	1.0	4.2	4.7	67
550	2,724	537	64	442	1,260	283	98.0	2.0	5.8	16.9	6.4	6.3	9.7	14.0	3.8	19.0	3.8	0.4	3.1	8.8	68
615	3,757	828	113	745	1,471	752	96.2	3.8	4.4	18.0	7.3	4.9	8.1	15.5	3.1	19.0	4.2	0.6	3.8	7.4	69
124	997	365	22	154	1,020	322	95.6	4.4	2.8	19.9	7.0	10.6	11.2	7.3	1.7	13.6	5.0	0.3	2.1	14.0	70
210	1,311	402	42	261	1,134	437	95.5	4.5	2.6	23.8	8.9	7.8	9.5	8.4	2.2	13.5	4.1	0.4	2.7	11.6	71
14,304	86,470	15,471	5,506	26,725	7,085	45,946	90.9	9.1	14.3	16.6	10.0	1.9	5.5	11.8	2.8	17.1	3.1	1.1	5.3	1.4	72
28,779	167,523	81,159	9,216	75,856	25,030	93,619	95.4	4.6	7.2	36.1	11.9	4.5	11.4	5.3	1.4	8.2	4.0	0.5	3.7	1.2	73
9,027	55,907	5,760	3,899	14,734	3,154	27,241	88.9	11.1	19.6	5.6	6.5	0.9	2.6	16.1	3.7	22.8	2.3	1.6	6.0	1.3	74
2,637	15,476	2,760	864	4,918	1,546	9,047	89.6	10.4	14.2	12.4	12.0	1.7	4.5	12.4	3.0	17.8	3.2	1.0	5.7	1.8	75
1,563	9,580	2,521	475	3,301	1,210	5,963	91.4	8.6	9.8	22.9	14.0	2.5	6.8	8.5	2.3	13.9	3.7	0.7	4.8	1.8	76
778	4,194	2,415	227	2,424	690	2,966	94.7	5.3	5.8	36.2	14.9	3.3	10.7	4.8	1.4	7.4	4.3	0.4	4.3	1.2	77
299	1,313	2,015	41	1,348	485	729	98.4	1.6	3.3	49.2	13.0	4.9	14.7	1.4	0.6	2.8	4.3	0.1	2.9	1.0	78
11,459	67,962	5,409	3,258	11,214	6,847	8,063	96.7	3.3	14.0	5.4	3.6	1.4	3.1	26.3	4.6	27.5	2.2	1.3	4.5	2.8	79
2,698	18,055	3,236	665	3,997	3,053	1,425	98.3	1.7	12.6	12.2	8.1	3.7	8.9	15.8	3.1	21.0	3.8	0.8	4.7	3.6	80
11,606	68,415	12,235	4,841	22,728	4,032	44,521	89.4	10.6	14.6	17.5	10.4	1.6	4.8	11.0	2.8	16.3	2.9	1.2	5.4	1.0	81

Table 2.—FARMS AND FARM CHARACTERISTICS, BY TYPE OF FARM,

[Data are based on reports for only a sample of farms. See text.

	Item (For definitions and explanations, see text)	Total, all farms	Commercial farms by type of farm: Commercial, total	Cash-grain	Cotton	Other field-crop	Vegetable	Fruit-and-nut	Dairy
	FARM LABOR FOR SPECIFIED WEEK[7]—Continued								
	Method of payment:								
1	Paid on a monthly basis.....farms reporting 1954...	204,484	198,742	31,096	7,105	5,632	1,506	5,931	58,204
2	1950...	266,531	252,910	30,881	9,219	9,681	2,040	6,409	77,269
3	Paid on a weekly basis.....farms reporting 1954...	98,919	94,333	9,905	6,377	5,317	2,248	3,399	27,926
4	1950...	103,932	95,251	6,043	5,868	6,752	2,691	3,361	29,783
5	Paid on a daily basis.....farms reporting 1954...	217,335	198,909	36,589	29,517	30,518	2,201	2,879	22,001
6	1950...	226,622	199,894	21,005	37,048	25,222	3,101	3,675	22,034
7	Paid on an hourly basis.....farms reporting 1954...	209,256	191,627	33,810	12,281	15,401	7,722	20,540	27,699
8	1950...	138,738	119,632	10,037	11,592	9,397	5,941	17,374	16,140
9	Paid on a piece-work basis.....farms reporting 1954...	120,779	110,929	6,682	54,215	10,704	2,440	12,793	5,377
10	1950...	24,868	20,137	1,571	2,172	2,012	1,022	2,151	3,166
11	Farms with expenditures for hired labor but no hired workers reported.....farms reporting 1954...	1,469,107	1,247,463	189,097	223,658	196,302	11,311	34,212	171,858
	Proportion of farms reporting—								
12	Family and/or hired workers.....percent 1954...	89.8	94.0	92.7	92.4	92.4	92.0	84.7	97.5
13	1950...	84.5	90.1	86.3	87.6	90.0	84.4	81.8	94.7
14	Family workers, including operator.....percent 1954...	88.7	92.7	91.5	91.3	91.8	89.2	78.1	96.5
15	1950...	83.1	88.5	84.9	86.5	89.0	81.6	74.9	93.0
16	Operators working 1 or more hours.....percent 1954...	86.6	91.0	90.0	89.7	90.3	87.2	76.3	94.7
17	1950...	78.9	85.2	82.4	83.1	85.0	78.3	72.0	89.6
18	Unpaid members of operator's family working 15 or more hours.....percent 1954...	36.3	42.7	34.7	46.9	44.7	38.4	27.0	53.3
19	1950...	34.4	38.5	31.2	32.8	37.6	33.4	22.0	49.1
20	Hired workers.....percent 1954...	15.7	21.0	19.8	18.5	16.2	40.5	43.1	22.7
21	Regular workers.....percent 1954...	7.0	9.7	8.4	4.5	4.3	20.5	18.5	14.3
22	1950...	9.4	12.7	11.5	7.1	7.6	20.0	24.3	18.6
23	Seasonal workers.....percent 1954...	10.5	13.8	13.4	15.9	13.7	29.7	33.9	10.8
24	Regular hired workers and no seasonal hired workers.....percent 1954...	5.2	7.2	6.4	2.5	2.4	10.8	9.2	11.8
25	Both regular and seasonal hired workers...percent 1954...	1.8	2.5	2.0	2.0	1.9	9.8	9.4	2.5
26	Seasonal hired workers and no regular hired workers.....percent 1954...	8.8	11.2	11.4	13.9	11.8	20.0	24.6	8.4
	Proportion of farms reporting hired workers represented by those reporting—								
27	Regular workers.....percent 1954...	44.3	46.4	42.7	24.6	26.8	50.7	43.0	63.1
28	Seasonal workers.....percent 1954...	67.1	65.7	67.5	86.2	84.9	73.4	78.7	47.8
	Average per farm reporting—								
29	Family and hired workers.....persons 1954...	2.2	2.5	1.9	3.7	2.7	6.0	5.4	2.2
30	1950...	1.9	2.0	1.8	1.9	2.0	4.0	2.8	2.1
31	Family workers, including operator.....persons 1954...	1.6	1.7	1.5	2.0	1.9	1.7	1.5	1.8
32	1950...	1.6	1.6	1.5	1.6	1.6	1.6	1.4	1.8
33	Hired workers.....persons 1954...	3.6	3.8	2.0	8.4	4.8	9.9	8.0	1.9
34	Regular workers.....persons 1954...	2.1	2.1	1.4	3.2	2.7	5.7	3.3	1.6
35	1950...	2.0	2.0	1.5	3.0	2.4	5.3	3.1	1.6
36	Seasonal workers.....persons 1954...	4.0	4.2	2.0	8.8	4.8	9.6	8.4	1.8
	Kind of workers:								
37	Both family and hired workers.....farms reporting 1954...	696,722	652,270	99,897	91,411	56,980	12,285	29,999	118,949
38	1950...	625,790	571,326	58,533	55,138	46,241	11,523	22,926	124,346
39	Family workers (including operator)only.farms reporting 1954...	3,545,113	2,431,828	392,056	388,086	280,573	16,753	34,102	410,862
40	1950...	3,844,813	2,709,269	306,693	472,178	318,106	26,374	38,626	435,657
41	Hired workers only.....farms reporting 1954...	54,859	45,302	6,564	5,565	2,452	914	5,387	5,459
42	1950...	77,344	59,563	6,283	6,403	4,105	1,267	5,666	9,966
	Proportion of farms reporting—								
43	Both family and hired workers.....percent 1954...	14.6	19.6	18.6	17.4	15.5	37.7	36.6	21.7
44	1950...	11.6	15.4	13.6	9.0	11.3	24.8	27.9	20.7
45	Family workers (including operator) only.....percent 1954...	74.1	73.1	72.9	73.9	76.3	51.5	41.6	74.9
46	1950...	71.5	73.1	71.3	77.5	77.7	56.8	47.0	72.4
47	Hired workers only.....percent 1954...	1.1	1.4	1.2	1.1	0.7	2.8	6.6	1.0
48	1950...	1.4	1.6	1.5	1.1	1.0	2.7	6.9	1.7
	SPECIFIED FARM EXPENDITURES								
49	Specified farm expenditures (including commercial fertilizer and lime).....dollars 1954...	9,338,436,214	8,904,642,977	1,117,332,926	835,028,645	489,494,971	246,100,182	384,863,448	1,595,530,282
50	Specified farm expenditures (excluding commercial fertilizer and lime).....farms reporting 1954...	4,698,092	3,311,517	536,822	518,963	362,544	32,331	81,791	548,387
51	Machine hire and/or hired labor.....farms reporting 1954...	3,285,734	2,691,058	438,715	448,515	302,663	27,162	76,294	444,747
52	1949...	3,548,279	2,925,944	362,900	429,511	300,920	35,130	69,247	511,120
53	dollars 1954...	2,917,400,886	2,819,331,067	342,506,776	497,527,784	221,597,925	166,412,091	283,485,289	358,221,596
54	1949...	3,030,084,313	2,915,489,458	324,844,918	531,178,975	225,973,760	144,817,797	242,752,285	399,395,677
55	Machine hire.....farms reporting 1954...	2,545,128	2,074,166	356,708	338,153	195,171	14,818	48,354	370,919
56	1949...	2,757,864	2,304,933	291,332	329,845	207,588	20,241	42,698	432,141
57	dollars 1954...	638,057,187	603,090,187	128,695,507	126,048,285	31,470,057	8,730,585	24,345,804	79,333,147
58	1949...	611,623,456	579,047,088	116,180,035	96,061,702	31,817,595	8,031,782	15,004,075	80,069,227
59	Hired labor.....farms reporting 1954...	2,220,688	1,945,035	295,558	320,624	255,734	24,515	69,608	296,261
60	1949...	2,670,043	2,315,368	288,467	311,112	255,141	31,335	64,269	396,331
61	dollars 1954...	2,279,343,699	2,216,240,880	213,811,269	371,479,499	190,127,868	157,681,506	259,139,485	278,888,449
62	1949...	2,418,460,857	2,336,442,370	208,674,893	435,117,273	194,156,165	136,786,865	227,748,345	319,326,450
63	Feed for livestock and poultry.....farms reporting 1954...	3,652,899	2,551,599	383,195	271,253	224,428	14,768	28,049	520,718
64	1949...	3,875,704	2,827,575	306,889	316,997	256,659	25,260	36,736	557,840
65	dollars 1954...	3,906,048,162	3,683,700,919	239,674,954	55,529,162	47,289,391	8,134,864	16,472,849	900,494,026
66	1949...	3,023,840,651	2,816,605,302	133,360,941	52,276,847	43,628,808	8,906,222	13,041,076	779,614,493
67	Gasoline and other petroleum fuel and oil.....farms reporting 1954...	3,267,865	2,668,131	507,252	284,479	252,537	27,896	62,767	492,506
68	1949...	2,983,476	2,575,279	381,703	232,310	204,769	33,796	59,675	501,824
69	dollars 1954...	1,366,244,458	1,312,483,623	337,811,194	133,112,111	77,622,267	22,891,620	30,850,104	199,298,276
70	1949...	1,133,707,955	1,090,767,448	243,042,409	97,024,472	58,643,579	19,335,057	28,615,816	164,625,841
71	Commercial fertilizer and fertilizing material.....farms reporting 1954...	2,916,406	2,294,961	316,296	433,217	344,750	29,309	61,486	376,192
72	dollars 1954...	1,079,265,372	1,024,105,436	185,246,168	147,312,016	140,497,484	47,232,897	51,723,631	120,975,634
73	tons 1954...	18,953,360	17,811,999	2,878,302	2,599,406	2,641,649	804,658	908,126	2,261,057
74	acres on which used 1954...	122,809,445	116,212,488	28,829,843	16,068,753	8,940,304	1,850,023	2,494,745	15,705,847
75	Average per ton.....dollars 1954...	56.94	57.50	64.36	56.67	53.19	58.70	56.96	53.50
76	Average per acre.....dollars 1954...	8.79	8.81	6.43	9.17	15.72	25.53	20.73	7.70
77	pounds per acre 1954...	309	307	200	324	591	870	728	288
78	Lime and liming material.....farms reporting 1954...	520,445	450,850	66,374	11,668	33,083	5,548	8,565	134,584
79	dollars 1954...	69,477,336	65,021,932	12,093,834	1,547,572	2,487,904	1,428,710	2,331,575	16,540,750
80	tons 1954...	17,276,170	16,273,620	3,368,051	302,029	557,921	194,064	325,140	3,664,586
81	acres limed 1954...	10,502,965	9,778,688	1,755,120	284,961	443,749	185,948	312,435	2,293,166
82	Average per ton.....dollars 1954...	4.02	4.00	3.59	5.12	4.46	7.36	7.17	4.51
83	Average per acre.....dollars 1954...	6.62	6.65	6.89	5.43	5.61	7.68	7.46	7.21
84	pounds per acre 1954...	3,290	3,328	3,838	2,120	2,515	2,087	2,081	3,196

See footnotes at end of table.

FOR THE UNITED STATES: CENSUSES OF 1954 AND 1950—Continued

Data for States in Tables 3 to 6 and in Volume I]

Commercial farms by type of farm—Continued						Other farms, total	Percent of all farms		Percent distribution by type of farm (All farms = 100%)												
		General—															General—				
Poultry	Livestock other than dairy and poultry	Primarily crop	Primarily livestock	Crop and livestock	Miscellaneous		Commercial farms	Other farms	Cash-grain	Cotton	Other field-crop	Vegetable	Fruit-and-nut	Dairy	Poultry	Livestock other than dairy and poultry	Primarily crop	Primarily livestock	Crop and livestock	Miscellaneous	
6,269	63,999	3,858	2,931	9,672	2,539	5,742	97.2	2.8	15.2	3.5	2.8	0.7	2.9	28.5	3.1	31.3	1.9	1.4	4.7	1.2	1
7,667	81,041	4,637	6,713	14,288	3,065	13,621	94.9	5.1	11.6	3.5	3.6	0.8	2.4	29.0	2.9	30.4	1.7	2.5	5.4	1.1	2
6,876	19,277	2,049	1,205	4,501	5,253	4,586	95.4	4.6	10.0	6.4	5.4	2.3	3.4	28.2	7.0	19.5	2.1	1.2	4.6	5.3	3
7,292	19,453	2,160	1,856	4,785	5,207	8,681	91.6	8.4	5.8	5.6	6.5	2.6	3.2	28.7	7.0	18.7	2.1	1.8	4.6	5.0	4
4,434	45,613	7,381	2,336	13,179	2,261	18,426	91.5	8.5	16.8	13.6	14.0	1.0	1.3	10.1	2.0	21.0	3.4	1.1	6.1	1.0	5
4,783	52,602	7,680	4,040	15,568	3,136	26,728	88.2	11.8	9.3	16.3	11.1	1.4	1.6	9.7	2.1	23.2	3.4	1.8	6.9	1.4	6
9,706	37,516	7,199	2,618	11,117	6,018	17,629	91.6	8.4	16.2	5.9	7.4	3.7	9.8	13.2	4.6	17.9	3.4	1.3	5.3	2.9	7
8,357	21,662	4,573	2,453	6,722	5,384	19,106	86.2	13.8	7.2	8.4	6.8	4.3	12.5	11.6	6.0	15.6	3.3	1.8	4.8	3.9	8
1,676	7,506	3,989	533	4,299	715	9,850	91.8	8.2	5.5	44.9	8.9	2.0	10.6	4.5	1.4	6.2	3.3	0.4	3.6	0.6	9
1,031	3,871	676	421	1,306	738	4,731	81.0	19.0	6.3	8.7	8.1	4.1	8.6	12.7	4.1	15.6	2.7	1.7	5.3	3.0	10
34,302	240,971	33,479	22,317	80,389	9,567	221,644	84.9	15.1	12.9	15.2	13.4	0.8	2.3	11.7	2.3	16.4	2.3	1.5	5.5	0.7	11
93.8	95.1	90.9	97.0	97.2	89.4	80.2	xxx	xxx	xxx	xxx	xxx	xxx	xxx	xxx	xxx	xxx	xxx	xxx	xxx	xxx	12
86.9	91.6	87.6	94.1	94.3	77.0	72.2	xxx	xxx	xxx	xxx	xxx	xxx	xxx	xxx	xxx	xxx	xxx	xxx	xxx	xxx	13
92.8	93.3	89.0	96.6	96.4	85.4	79.5	xxx	xxx	xxx	xxx	xxx	xxx	xxx	xxx	xxx	xxx	xxx	xxx	xxx	xxx	14
85.6	89.5	85.6	93.4	93.4	73.2	71.1	xxx	xxx	xxx	xxx	xxx	xxx	xxx	xxx	xxx	xxx	xxx	xxx	xxx	xxx	15
90.5	91.7	87.2	94.8	94.8	83.4	76.5	xxx	xxx	xxx	xxx	xxx	xxx	xxx	xxx	xxx	xxx	xxx	xxx	xxx	xxx	16
81.3	86.5	82.3	90.0	90.2	69.4	65.0	xxx	xxx	xxx	xxx	xxx	xxx	xxx	xxx	xxx	xxx	xxx	xxx	xxx	xxx	17
43.8	36.6	35.3	53.6	49.5	32.2	21.8	xxx	xxx	xxx	xxx	xxx	xxx	xxx	xxx	xxx	xxx	xxx	xxx	xxx	xxx	18
39.1	37.8	35.6	50.1	45.1	29.5	25.2	xxx	xxx	xxx	xxx	xxx	xxx	xxx	xxx	xxx	xxx	xxx	xxx	xxx	xxx	19
16.7	22.2	26.1	13.9	18.6	37.6	3.7	xxx	xxx	xxx	xxx	xxx	xxx	xxx	xxx	xxx	xxx	xxx	xxx	xxx	xxx	20
9.2	12.4	10.8	6.2	7.5	26.7	0.7	xxx	xxx	xxx	xxx	xxx	xxx	xxx	xxx	xxx	xxx	xxx	xxx	xxx	xxx	21
10.4	15.6	15.4	7.7	10.0	23.2	1.9	xxx	xxx	xxx	xxx	xxx	xxx	xxx	xxx	xxx	xxx	xxx	xxx	xxx	xxx	22
9.3	12.4	19.3	8.7	13.1	19.1	3.2	xxx	xxx	xxx	xxx	xxx	xxx	xxx	xxx	xxx	xxx	xxx	xxx	xxx	xxx	23
7.4	9.8	6.8	5.2	5.5	18.5	0.6	xxx	xxx	xxx	xxx	xxx	xxx	xxx	xxx	xxx	xxx	xxx	xxx	xxx	xxx	24
1.7	2.6	4.0	1.1	2.0	8.2	0.1	xxx	xxx	xxx	xxx	xxx	xxx	xxx	xxx	xxx	xxx	xxx	xxx	xxx	xxx	25
7.5	9.8	15.3	7.7	11.1	10.9	3.1	xxx	xxx	xxx	xxx	xxx	xxx	xxx	xxx	xxx	xxx	xxx	xxx	xxx	xxx	26
55.0	55.7	41.4	44.8	40.1	71.1	17.6	xxx	xxx	xxx	xxx	xxx	xxx	xxx	xxx	xxx	xxx	xxx	xxx	xxx	xxx	27
55.5	56.0	74.1	62.8	70.4	50.9	85.1	xxx	xxx	xxx	xxx	xxx	xxx	xxx	xxx	xxx	xxx	xxx	xxx	xxx	xxx	28
2.0	2.0	3.0	2.0	2.3	3.6	1.4	xxx	xxx	xxx	xxx	xxx	xxx	xxx	xxx	xxx	xxx	xxx	xxx	xxx	xxx	29
1.9	2.0	2.3	1.9	2.0	3.4	1.5	xxx	xxx	xxx	xxx	xxx	xxx	xxx	xxx	xxx	xxx	xxx	xxx	xxx	xxx	30
1.6	1.5	1.6	1.8	1.8	1.5	1.3	xxx	xxx	xxx	xxx	xxx	xxx	xxx	xxx	xxx	xxx	xxx	xxx	xxx	xxx	31
1.6	1.6	1.6	1.8	1.7	1.5	1.4	xxx	xxx	xxx	xxx	xxx	xxx	xxx	xxx	xxx	xxx	xxx	xxx	xxx	xxx	32
2.1	2.0	5.0	1.7	2.7	5.1	2.1	xxx	xxx	xxx	xxx	xxx	xxx	xxx	xxx	xxx	xxx	xxx	xxx	xxx	xxx	33
1.8	1.7	2.6	1.4	1.6	4.7	2.1	xxx	xxx	xxx	xxx	xxx	xxx	xxx	xxx	xxx	xxx	xxx	xxx	xxx	xxx	34
1.8	1.7	2.5	1.3	1.6	4.7	1.7	xxx	xxx	xxx	xxx	xxx	xxx	xxx	xxx	xxx	xxx	xxx	xxx	xxx	xxx	35
2.0	1.9	5.2	1.7	2.8	3.5	2.0	xxx	xxx	xxx	xxx	xxx	xxx	xxx	xxx	xxx	xxx	xxx	xxx	xxx	xxx	36
24,306	141,678	19,345	8,503	36,446	12,471	44,452	93.6	6.4	14.3	13.1	8.2	1.8	4.3	17.1	3.5	20.3	2.8	1.2	5.2	1.8	37
23,765	148,569	16,058	14,012	37,518	12,697	54,464	91.3	8.7	9.4	8.8	7.4	1.8	3.7	19.9	3.8	23.7	2.6	2.2	6.0	2.0	38
118,901	506,376	51,939	52,599	160,405	19,176	1,113,285	68.6	31.4	11.1	10.9	7.9	0.5	1.0	11.6	3.4	14.3	1.5	1.5	4.5	0.5	39
126,789	573,169	56,363	111,738	219,406	24,170	1,135,544	70.5	29.5	8.0	12.3	8.3	0.7	1.0	11.3	3.3	14.9	1.5	2.9	5.7	0.6	40
1,457	12,754	1,535	261	1,493	1,461	9,557	82.6	17.4	12.0	10.1	4.5	1.7	9.8	10.0	2.7	23.2	2.8	0.5	2.7	2.7	41
2,356	16,460	1,681	908	2,574	1,894	17,781	77.0	23.0	8.1	8.3	5.3	1.6	7.3	12.9	3.0	21.3	2.2	1.2	3.3	2.4	42
15.8	20.4	24.2	13.4	17.9	33.7	3.1	xxx	xxx	xxx	xxx	xxx	xxx	xxx	xxx	xxx	xxx	xxx	xxx	xxx	xxx	43
13.5	18.4	19.0	10.4	13.6	25.2	3.3	xxx	xxx	xxx	xxx	xxx	xxx	xxx	xxx	xxx	xxx	xxx	xxx	xxx	xxx	44
77.1	72.9	64.9	83.2	78.6	51.8	76.5	xxx	xxx	xxx	xxx	xxx	xxx	xxx	xxx	xxx	xxx	xxx	xxx	xxx	xxx	45
72.1	71.1	66.6	83.0	79.8	48.0	67.9	xxx	xxx	xxx	xxx	xxx	xxx	xxx	xxx	xxx	xxx	xxx	xxx	xxx	xxx	46
0.9	1.8	1.9	0.4	0.7	3.9	0.7	xxx	xxx	xxx	xxx	xxx	xxx	xxx	xxx	xxx	xxx	xxx	xxx	xxx	xxx	47
1.3	2.0	2.0	0.7	0.9	3.8	1.1	xxx	xxx	xxx	xxx	xxx	xxx	xxx	xxx	xxx	xxx	xxx	xxx	xxx	xxx	48
1,095,595,549	2,164,766,488	218,189,762	142,171,890	444,333,443	171,235,391	433,793,237	95.4	4.6	12.0	8.9	5.2	2.6	4.1	17.1	11.7	23.2	2.3	1.5	4.8	1.8	49
153,977	693,547	79,648	63,183	203,992	36,332	1,386,575	70.5	29.5	11.4	11.0	7.7	0.7	1.7	11.7	3.3	14.8	1.7	1.3	4.3	0.8	50
88,284	543,645	68,962	51,885	172,824	27,362	594,676	81.9	18.1	13.4	13.7	9.2	0.8	2.3	13.5	2.7	16.5	2.1	1.6	5.3	0.8	51
108,879	655,527	67,710	115,198	239,513	30,289	622,335	82.5	17.5	10.2	12.1	8.5	1.0	2.0	14.4	3.1	18.5	1.9	3.2	6.7	0.9	52
73,365,798	498,551,823	113,364,808	22,148,365	106,285,120	135,863,692	98,069,819	96.6	3.4	11.7	17.1	7.6	5.7	9.7	12.3	2.5	17.1	3.9	0.8	3.6	4.7	53
78,968,596	558,946,518	93,408,193	45,691,806	139,678,017	129,832,916	114,594,855	96.2	3.8	10.7	17.5	7.5	4.8	8.0	13.2	2.6	18.4	3.1	1.5	4.6	4.3	54
61,504	428,179	54,601	46,104	146,778	12,877	470,962	81.5	18.5	14.0	13.3	7.7	0.6	1.9	14.6	2.4	16.8	2.1	1.8	5.8	0.5	55
78,254	529,408	52,436	102,420	202,771	15,799	452,931	83.6	16.4	10.6	12.0	7.5	0.7	1.5	15.7	2.8	19.2	1.9	3.7	7.4	0.6	56
8,896,841	121,266,424	26,367,102	9,182,027	35,579,184	3,175,224	34,967,000	94.5	5.5	20.2	19.8	4.9	1.4	3.8	12.4	1.4	19.0	4.1	1.4	5.6	0.5	57
10,209,844	136,569,107	19,589,931	17,866,055	44,541,973	3,105,762	32,576,368	94.7	5.3	19.0	15.7	5.2	1.3	2.5	13.1	1.7	22.3	3.2	2.9	7.3	0.5	58
60,065	395,403	54,359	31,081	118,328	23,499	275,653	87.6	12.4	13.3	14.4	11.5	1.1	3.1	13.3	2.7	17.8	2.4	1.4	5.3	1.1	59
78,984	534,246	56,061	85,016	188,820	25,586	354,675	86.7	13.3	10.8	11.7	9.6	1.2	2.4	14.8	3.0	20.0	2.1	3.2	7.1	1.0	60
64,468,957	377,285,399	86,997,706	12,966,338	70,705,936	132,688,468	63,102,819	97.2	2.8	9.4	16.3	8.3	6.9	11.4	12.2	2.8	16.6	3.8	0.6	3.1	5.8	61
68,769,232	422,380,146	73,818,387	27,825,751	95,147,169	126,691,694	82,018,487	96.6	3.4	8.6	18.0	8.0	5.7	9.4	13.2	2.8	17.5	3.1	1.2	3.9	5.2	62
150,418	641,993	51,072	60,566	188,180	16,959	1,101,300	69.9	30.1	10.5	7.4	6.1	0.4	0.8	14.3	4.1	17.6	1.4	1.7	5.2	0.5	63
158,273	710,748	53,710	126,537	246,377	31,549	1,048,129	73.0	27.0	7.9	8.2	6.6	0.7	0.9	14.4	4.1	18.3	1.4	3.3	6.4	0.8	64
977,728,754	1,145,668,424	21,320,125	82,942,911	176,046,043	12,399,416	222,347,243	94.3	5.7	6.1	1.4	1.2	0.2	0.4	23.1	25.0	29.3	0.5	2.1	4.5	0.3	65
663,571,750	845,889,486	15,323,196	105,733,077	139,977,259	15,282,147	207,235,349	93.1	6.9	4.4	1.7	1.4	0.3	0.4	25.8	21.9	28.0	0.5	3.5	4.6	0.5	66
101,519	601,353	66,632	56,704	188,016	26,470	599,734	81.6	18.4	15.5	8.7	7.7	0.9	1.9	15.1	3.1	18.4	2.0	1.7	5.8	0.8	67
107,103	633,680	56,203	110,869	226,846	26,501	408,197	86.3	13.7	12.8	7.8	6.9	1.1	2.0	16.8	3.6	21.2	1.9	3.7	7.6	0.9	68
28,100,915	314,223,588	39,520,304	21,956,103	93,626,916	13,470,225	53,760,835	96.1	3.9	24.7	9.7	5.7	1.7	2.3	14.6	2.1	23.0	2.9	1.6	6.9	1.0	69
26,383,507	284,840,571	28,041,061	34,804,740	92,007,827	13,402,568	42,940,507	96.2	3.8	21.4	8.6	5.2	1.7	2.5	14.5	2.3	25.1	2.5	3.1	8.1	1.2	70
64,334	398,580	57,294	43,300	145,689	24,514	621,445	78.7	21.3	10.8	14.9	11.8	1.0	2.1	12.9	2.2	13.7	2.0	1.5	5.0	0.8	71
14,946,084	187,292,750	42,597,201	13,614,262	63,714,303	8,953,006	55,159,936	94.9	5.1	17.2	13.6	13.0	4.4	4.8	11.2	1.4	17.4	3.9	1.3	5.9	0.8	72
291,285	3,147,270	737,353	239,529	1,138,104	165,260	1,141,361	94.0	6.0	15.2	13.7	13.9	4.2	4.8	11.9	1.5	16.6	3.9	1.3	6.0	0.9	73
1,713,541	25,380,450	4,011,882	1,999,512	8,604,960	612,628	6,596,957	94.6	5.4	23.5	13.1	7.3	1.5	2.0	12.8	1.4	20.7	3.3	1.6	7.0	0.5	74
51.31	59.51	57.77	56.84	55.98	54.18	48.33	xxx	xxx	xxx	xxx	xxx	xxx	xxx	xxx	xxx	xxx	xxx	xxx	xxx	xxx	75
8.72	7.38	10.62	6.81	7.40	14.61	8.36	xxx	xxx	xxx	xxx	xxx	xxx	xxx	xxx	xxx	xxx	xxx	xxx	xxx	xxx	76
340	248	368	240	265	540	346	xxx	xxx	xxx	xxx	xxx	xxx	xxx	xxx	xxx	xxx	xxx	xxx	xxx	xxx	77
15,787	114,611	8,479	13,403	34,464	4,284	69,595	86.6	13.4	12.8	2.2	6.4	1.1	1.6	25.9	3.0	22.0	1.6	2.6	6.6	0.8	78
1,453,998	19,029,903	1,387,324	1,510,249	4,661,061	549,052	4,455,404	93.6	6.4	17.4	2.2	3.6	2.1	3.4	23.8	2.1	27.4	2.0	2.2	6.7	0.8	79
288,831	5,495,249	279,090	429,382	1,276,675	92,602	1,002,550	94.2	5.8	19.5	1.7	3.2	1.1	1.9	21.2	1.7	31.8	1.6	2.5	7.4	0.5	80
214,176	3,056,107	208,514	222,137	718,268	84,107	724,277	93.1	6.9	16.7	2.7	4.2	1.8	3.0	21.8	2.0	29.1	2.0	2.1	6.8	0.8	81
5.03	3.46	4.97	3.52	3.65	5.93	4.44	xxx	xxx	xxx	xxx	xxx	xxx	xxx	xxx	xxx	xxx	xxx	xxx	xxx	xxx	82
6.79	6.23	6.65	6.80	6.49	6.53	6.15	xxx	xxx	xxx	xxx	xxx	xxx	xxx	xxx	xxx	xxx	xxx	xxx	xxx	xxx	83
2,697	3,596	2,682	3,866	3,555	2,202	2,768	xxx	xxx	xxx	xxx	xxx	xxx	xxx	xxx	xxx	xxx	xxx	xxx	xxx	xxx	84

Table 2.—FARMS AND FARM CHARACTERISTICS, BY TYPE OF FARM,

[Data are based on reports for only a sample of farms. See text.

	Item (For definitions and explanations, see text)	Total, all farms	Commercial farms by type of farm						
			Commercial, total	Cash-grain	Cotton	Other field-crop	Vegetable	Fruit-and-nut	Dairy
	SPECIFIED FARM EXPENDITURES—Continued								
	Proportion of farms reporting—								
1	Specified farm expenditures (excluding commercial fertilizer and lime)....percent 1954...	98.2	99.5	99.8	98.8	98.6	99.3	99.7	99.9
2	Machine hire and/or hired labor....percent 1954...	68.7	80.9	81.6	85.4	82.3	83.4	93.0	81.0
3	1949...	66.0	78.9	84.3	70.5	73.5	75.7	84.3	84.9
4	Machine hire....percent 1954...	53.2	62.3	66.3	64.4	53.1	45.5	58.9	67.6
5	1949...	51.3	62.2	67.7	54.1	50.7	43.6	52.0	71.8
6	Hired labor....percent 1954...	46.4	58.5	55.0	61.0	69.5	75.3	84.8	54.0
7	1949...	49.6	62.5	67.0	51.1	62.3	67.5	78.2	65.8
8	Feed for livestock and poultry....percent 1954...	76.4	76.7	71.2	51.6	61.0	45.4	34.2	94.9
9	1949...	72.0	76.3	71.3	52.0	62.7	54.4	44.7	92.7
10	Gasoline and other petroleum fuel and oil....percent 1954...	68.3	80.2	94.3	54.2	68.7	85.7	76.5	89.7
11	1949...	55.5	69.5	88.7	38.1	50.0	72.8	72.6	83.3
12	Commercial fertilizer and fertilizing material..percent 1954...	61.0	69.0	58.8	82.5	93.7	90.0	74.9	68.5
13	Lime and liming material....percent 1954...	10.9	13.5	12.3	2.2	9.0	17.0	10.4	24.5
	Average expenditure per farm reporting—								
14	Machine hire and/or hired labor....dollars 1954...	888	1,048	781	1,109	732	6,127	3,716	805
15	1949...	854	996	895	1,237	751	4,122	3,506	781
16	Machine hire....dollars 1954...	251	291	361	373	161	589	503	214
17	1949...	222	251	399	291	153	397	351	185
18	Hired labor....dollars 1954...	1,026	1,139	723	1,158	743	6,432	3,723	941
19	1949...	906	1,009	723	1,399	761	4,365	3,544	806
20	Feed for livestock and poultry....dollars 1954...	1,069	1,444	625	205	211	551	587	1,729
21	1949...	780	996	435	165	170	353	355	1,398
22	Gasoline and other petroleum fuel and oil....dollars 1954...	418	492	666	468	307	821	492	405
23	1949...	380	424	637	418	286	572	480	328
24	Commercial fertilizer and fertilizing material..dollars 1954...	370	446	586	340	408	1,612	841	322
25	Lime and liming material....dollars 1954...	133	144	182	133	75	258	272	123
	USE OF COMMERCIAL FERTILIZER								
26	Commercial fertilizer used, total....farms reporting 1954...	2,916,406	2,294,961	316,296	433,217	344,750	29,309	61,486	376,192
27	tons 1954...	18,869,117	17,734,181	2,861,257	2,589,296	2,632,467	803,226	906,773	2,248,780
28	acres on which used 1954...	122,730,363	116,144,781	28,795,501	16,030,074	8,916,431	1,850,599	2,493,158	15,732,889
	Crops on which commercial fertilizer was used:								
29	Hay and cropland pasture....farms reporting 1954...	574,846	468,792	47,556	31,221	57,171	2,712	5,398	124,786
30	tons 1954...	2,000,860	1,823,764	163,998	102,656	117,530	11,800	25,925	526,962
31	acres on which used 1954...	13,232,492	12,128,831	1,254,036	755,376	686,589	65,900	148,842	3,156,878
32	Other pasture....farms reporting 1954...	159,972	126,856	9,047	7,374	13,799	647	1,922	35,530
33	tons 1954...	649,245	580,751	26,977	28,381	32,717	6,176	19,614	139,060
34	acres on which used 1954...	4,272,927	3,826,987	207,077	224,254	180,657	38,448	114,502	811,440
35	Fruits, vegetables, potatoes, etc....farms reporting 1954...	491,286	333,940	11,478	49,786	79,476	27,184	55,774	25,897
36	tons 1954...	2,680,296	2,552,796	44,187	80,238	562,222	703,989	798,003	58,965
37	acres on which used 1954...	6,304,923	5,885,176	189,959	335,828	933,947	1,374,749	1,896,899	187,482
38	Corn[8]....farms reporting 1954...	1,990,331	1,607,103	227,477	273,508	261,679	8,966	8,049	288,868
39	tons 1954...	6,017,805	5,599,289	1,245,876	597,893	660,495	30,617	20,138	791,220
40	acres on which used 1954...	46,519,471	43,753,061	10,993,290	4,313,183	3,407,791	142,141	105,139	6,140,452
41	Cotton[9]....farms reporting 1954...	567,923	472,533	4,935	370,700	34,807	1,350	1,617	6,919
42	tons 1954...	1,827,348	1,714,825	21,628	1,396,035	76,017	9,944	7,145	18,862
43	acres on which used 1954...	9,783,582	9,273,118	138,572	7,888,618	277,501	36,540	27,324	86,857
44	Other crops....tons 1954...	5,693,563	5,462,756	1,358,591	384,093	1,183,486	40,700	35,948	713,711
45	acres on which used 1954...	42,616,968	41,277,608	16,012,567	2,512,815	3,429,946	192,821	200,452	5,349,780
	Proportion of farms reporting fertilizer used on—								
46	Hay and cropland pasture....percent 1954...	12.0	14.1	8.8	5.9	15.5	8.3	6.6	22.7
47	Other pasture....percent 1954...	3.3	3.8	1.7	1.4	3.8	2.0	2.3	6.5
48	Fruits, vegetables, potatoes, etc....percent 1954...	10.3	10.0	2.1	9.5	21.6	83.5	68.0	4.7
49	Corn[8]....percent 1954...	41.6	48.3	42.3	52.1	71.2	27.5	9.8	52.6
50	Cotton[9]....percent 1954...	11.9	14.2	0.9	70.6	9.5	4.1	2.0	1.3
	Proportion of total fertilizer used represented by that used on—								
51	Hay and cropland pasture....percent 1954...	10.6	10.3	5.7	4.0	4.5	1.5	2.9	23.4
52	Other pasture....percent 1954...	3.4	3.3	0.9	1.1	1.2	0.8	2.2	6.2
53	Fruits, vegetables, potatoes, etc....percent 1954...	14.2	14.4	1.5	3.1	21.4	87.6	88.0	2.6
54	Corn[8]....percent 1954...	31.9	31.6	43.5	23.1	25.1	3.8	2.2	35.2
55	Cotton[9]....percent 1954...	9.7	9.7	0.8	53.9	2.9	1.2	0.8	0.8
56	Other crops....percent 1954...	30.2	30.8	47.5	14.8	45.0	5.1	4.0	31.7
	Average rate of application on—								
57	Hay and cropland pasture....pounds per acre 1954...	302	301	262	272	342	358	348	334
58	Other pasture....pounds per acre 1954...	304	304	261	253	362	321	343	343
59	Fruits, vegetables, potatoes, etc....pounds per acre 1954...	850	868	465	478	1,204	1,024	841	629
60	Corn[8]....pounds per acre 1954...	259	256	227	277	388	431	383	258
61	Cotton[9]....pounds per acre 1954...	374	370	312	354	548	544	523	434

See footnotes at end of table.

FOR THE UNITED STATES: CENSUSES OF 1954 AND 1950—Continued

Data for States in Tables 3 to 6 and in Volume I]

Commercial farms by type of farm—Continued						Other farms, total	Percent of all farms		Percent distribution by type of farm (All farms = 100%)												
		General—															General—				
Poultry	Livestock other than dairy and poultry	Primarily crop	Primarily livestock	Crop and livestock	Miscellaneous		Commercial farms	Other farms	Cash-grain	Cotton	Other field-crop	Vegetable	Fruit-and-nut	Dairy	Poultry	Livestock other than dairy and poultry	Primarily crop	Primarily livestock	Crop and livestock	Miscellaneous	
99.8	99.8	99.5	99.9	99.9	98.0	95.3	xxx	xxx	xxx	xxx	xxx	xxx	xxx	xxx	xxx	xxx	xxx	xxx	xxx	xxx	1
57.2	78.3	86.1	82.0	84.7	73.8	40.9	xxx	xxx	xxx	xxx	xxx	xxx	xxx	xxx	xxx	xxx	xxx	xxx	xxx	xxx	2
61.9	81.3	80.1	85.5	87.1	60.1	37.2	xxx	xxx	xxx	xxx	xxx	xxx	xxx	xxx	xxx	xxx	xxx	xxx	xxx	xxx	3
39.9	61.6	68.2	72.9	71.9	34.8	32.4	xxx	xxx	xxx	xxx	xxx	xxx	xxx	xxx	xxx	xxx	xxx	xxx	xxx	xxx	4
44.5	65.7	62.0	76.1	73.7	31.4	27.1	xxx	xxx	xxx	xxx	xxx	xxx	xxx	xxx	xxx	xxx	xxx	xxx	xxx	xxx	5
38.9	56.9	67.9	49.1	58.0	63.4	18.9	xxx	xxx	xxx	xxx	xxx	xxx	xxx	xxx	xxx	xxx	xxx	xxx	xxx	xxx	6
44.9	66.3	66.3	63.1	68.6	50.8	21.2	xxx	xxx	xxx	xxx	xxx	xxx	xxx	xxx	xxx	xxx	xxx	xxx	xxx	xxx	7
97.5	92.4	63.8	95.8	92.2	45.7	75.7	xxx	xxx	xxx	xxx	xxx	xxx	xxx	xxx	xxx	xxx	xxx	xxx	xxx	xxx	8
90.0	88.2	63.5	94.0	89.6	62.6	62.7	xxx	xxx	xxx	xxx	xxx	xxx	xxx	xxx	xxx	xxx	xxx	xxx	xxx	xxx	9
65.8	86.6	83.2	89.7	92.1	71.4	41.2	xxx	xxx	xxx	xxx	xxx	xxx	xxx	xxx	xxx	xxx	xxx	xxx	xxx	xxx	10
60.9	78.6	66.5	82.3	82.5	52.6	24.4	xxx	xxx	xxx	xxx	xxx	xxx	xxx	xxx	xxx	xxx	xxx	xxx	xxx	xxx	11
41.7	57.4	71.5	68.5	71.4	66.2	42.7	xxx	xxx	xxx	xxx	xxx	xxx	xxx	xxx	xxx	xxx	xxx	xxx	xxx	xxx	12
10.2	16.5	10.6	21.2	16.9	11.6	4.8	xxx	xxx	xxx	xxx	xxx	xxx	xxx	xxx	xxx	xxx	xxx	xxx	xxx	xxx	13
831	917	1,644	427	615	4,965	165	xxx	xxx	xxx	xxx	xxx	xxx	xxx	xxx	xxx	xxx	xxx	xxx	xxx	xxx	14
725	853	1,380	397	583	4,286	184	xxx	xxx	xxx	xxx	xxx	xxx	xxx	xxx	xxx	xxx	xxx	xxx	xxx	xxx	15
145	283	483	199	242	247	74	xxx	xxx	xxx	xxx	xxx	xxx	xxx	xxx	xxx	xxx	xxx	xxx	xxx	xxx	16
130	258	374	174	220	197	72	xxx	xxx	xxx	xxx	xxx	xxx	xxx	xxx	xxx	xxx	xxx	xxx	xxx	xxx	17
1,073	954	1,600	417	598	5,647	229	xxx	xxx	xxx	xxx	xxx	xxx	xxx	xxx	xxx	xxx	xxx	xxx	xxx	xxx	18
871	791	1,317	327	504	4,952	231	xxx	xxx	xxx	xxx	xxx	xxx	xxx	xxx	xxx	xxx	xxx	xxx	xxx	xxx	19
6,500	1,785	417	1,369	936	731	202	xxx	xxx	xxx	xxx	xxx	xxx	xxx	xxx	xxx	xxx	xxx	xxx	xxx	xxx	20
4,193	1,190	285	836	568	484	198	xxx	xxx	xxx	xxx	xxx	xxx	xxx	xxx	xxx	xxx	xxx	xxx	xxx	xxx	21
277	523	593	387	498	509	90	xxx	xxx	xxx	xxx	xxx	xxx	xxx	xxx	xxx	xxx	xxx	xxx	xxx	xxx	22
246	450	499	314	406	506	105	xxx	xxx	xxx	xxx	xxx	xxx	xxx	xxx	xxx	xxx	xxx	xxx	xxx	xxx	23
232	470	743	314	437	365	89	xxx	xxx	xxx	xxx	xxx	xxx	xxx	xxx	xxx	xxx	xxx	xxx	xxx	xxx	24
92	166	164	113	135	128	64	xxx	xxx	xxx	xxx	xxx	xxx	xxx	xxx	xxx	xxx	xxx	xxx	xxx	xxx	25
64,334	398,580	57,294	43,300	145,689	24,514	621,445	78.7	21.3	10.8	14.9	11.8	1.0	2.1	12.9	2.2	13.7	2.0	1.5	5.0	0.8	26
289,763	3,130,781	735,741	238,284	1,132,881	164,932	1,134,936	94.0	6.0	15.2	13.7	14.0	4.3	4.8	11.9	1.5	16.6	3.9	1.3	6.0	0.9	27
1,711,329	25,405,946	4,006,008	1,996,532	8,593,205	613,109	6,585,582	94.6	5.4	23.5	13.1	7.3	1.5	2.0	12.8	1.4	20.7	3.3	1.6	7.0	0.5	28
14,647	116,852	14,738	10,987	38,733	3,991	106,054	81.6	18.4	8.3	5.4	9.9	0.5	0.9	21.7	2.5	20.3	2.6	1.9	6.7	0.7	29
39,507	564,849	83,566	29,904	134,493	22,574	177,096	91.1	8.9	8.2	5.1	5.9	0.6	1.3	26.3	2.0	28.2	4.2	1.5	6.7	1.1	30
239,812	3,974,183	571,106	206,666	937,828	131,615	1,103,661	91.7	8.3	9.5	5.7	5.2	0.5	1.1	23.9	1.8	30.0	4.3	1.6	7.1	1.0	31
4,835	36,115	3,379	2,837	10,061	1,310	33,116	79.3	20.7	5.7	4.6	8.6	0.4	1.2	22.2	3.0	22.6	2.1	1.8	6.3	0.8	32
13,360	240,388	16,135	7,212	37,811	12,920	68,494	89.5	10.5	4.2	4.4	5.0	1.0	3.0	21.4	2.1	37.0	2.5	1.1	5.8	2.0	33
87,628	1,694,443	99,724	45,558	247,127	76,129	445,940	89.6	10.4	4.8	5.2	4.2	0.9	2.7	19.0	2.1	39.7	2.3	1.1	5.8	1.8	34
13,029	21,139	20,290	3,312	21,612	4,963	157,346	68.0	32.0	2.3	10.1	16.2	5.5	11.4	5.3	2.7	4.3	4.1	0.7	4.4	1.0	35
25,224	50,895	128,531	5,642	73,886	21,014	127,500	95.2	4.8	1.6	3.0	21.0	26.3	29.8	2.2	0.9	1.9	4.8	0.2	2.8	0.8	36
67,398	194,671	391,257	20,666	243,789	48,531	419,747	93.3	6.7	3.0	5.3	14.8	21.8	30.1	3.0	1.1	3.1	6.2	0.3	3.9	0.8	37
45,054	299,632	37,489	35,824	113,011	7,546	383,228	80.7	19.3	11.4	13.7	13.1	0.5	0.4	14.5	2.3	15.1	1.9	1.8	5.7	0.4	38
111,877	1,398,639	171,639	106,851	441,170	22,874	418,516	93.0	7.0	20.7	9.9	11.0	0.5	0.3	13.1	1.9	23.2	2.9	1.8	7.3	0.4	39
685,753	12,052,675	1,068,121	986,076	3,728,147	130,293	2,766,410	94.1	5.9	23.6	9.3	7.3	0.3	0.2	13.2	1.5	25.9	2.3	2.1	8.0	0.3	40
4,922	11,771	19,120	595	14,409	1,388	95,390	83.2	16.8	0.9	65.3	6.1	0.2	0.3	1.2	0.9	2.1	3.4	0.1	2.5	0.2	41
11,889	34,684	89,576	1,028	43,997	4,020	112,523	93.8	6.2	1.2	76.4	4.2	0.5	0.4	1.0	0.7	1.9	4.9	0.1	2.4	0.2	42
46,529	179,850	369,056	5,512	202,117	14,642	510,464	94.8	5.2	1.4	80.6	2.8	0.4	0.3	0.9	0.5	1.8	3.8	0.1	2.1	0.1	43
87,906	841,326	246,294	87,647	401,524	81,530	230,807	95.9	4.1	23.9	6.7	20.8	0.7	0.6	12.5	1.5	14.8	4.3	1.5	7.1	1.4	44
584,209	7,310,124	1,506,744	732,054	3,234,197	211,899	1,339,360	96.9	3.1	37.6	5.9	8.0	0.5	0.5	12.6	1.4	17.2	3.5	1.7	7.6	0.5	45
9.5	16.8	18.4	17.4	19.0	10.8	7.3	xxx	xxx	xxx	xxx	xxx	xxx	xxx	xxx	xxx	xxx	xxx	xxx	xxx	xxx	46
3.1	5.2	4.2	4.5	4.9	3.5	2.3	xxx	xxx	xxx	xxx	xxx	xxx	xxx	xxx	xxx	xxx	xxx	xxx	xxx	xxx	47
8.4	3.0	25.3	5.2	10.6	13.4	10.8	xxx	xxx	xxx	xxx	xxx	xxx	xxx	xxx	xxx	xxx	xxx	xxx	xxx	xxx	48
29.2	43.1	46.8	56.6	55.4	20.4	26.3	xxx	xxx	xxx	xxx	xxx	xxx	xxx	xxx	xxx	xxx	xxx	xxx	xxx	xxx	49
3.2	1.7	23.9	0.9	7.1	3.7	6.6	xxx	xxx	xxx	xxx	xxx	xxx	xxx	xxx	xxx	xxx	xxx	xxx	xxx	xxx	50
13.6	18.0	11.4	12.5	11.9	13.7	15.6	xxx	xxx	xxx	xxx	xxx	xxx	xxx	xxx	xxx	xxx	xxx	xxx	xxx	xxx	51
4.6	7.7	2.2	3.0	3.3	7.8	6.0	xxx	xxx	xxx	xxx	xxx	xxx	xxx	xxx	xxx	xxx	xxx	xxx	xxx	xxx	52
8.7	1.6	17.5	2.4	6.5	12.7	11.2	xxx	xxx	xxx	xxx	xxx	xxx	xxx	xxx	xxx	xxx	xxx	xxx	xxx	xxx	53
38.6	44.7	23.3	44.8	38.9	13.9	36.9	xxx	xxx	xxx	xxx	xxx	xxx	xxx	xxx	xxx	xxx	xxx	xxx	xxx	xxx	54
4.1	1.1	12.2	0.4	3.9	2.4	9.9	xxx	xxx	xxx	xxx	xxx	xxx	xxx	xxx	xxx	xxx	xxx	xxx	xxx	xxx	55
30.3	26.9	33.5	36.8	35.4	49.4	20.3	xxx	xxx	xxx	xxx	xxx	xxx	xxx	xxx	xxx	xxx	xxx	xxx	xxx	xxx	56
329	284	293	289	287	343	321	xxx	xxx	xxx	xxx	xxx	xxx	xxx	xxx	xxx	xxx	xxx	xxx	xxx	xxx	57
305	284	324	317	306	339	307	xxx	xxx	xxx	xxx	xxx	xxx	xxx	xxx	xxx	xxx	xxx	xxx	xxx	xxx	58
749	523	657	546	606	866	608	xxx	xxx	xxx	xxx	xxx	xxx	xxx	xxx	xxx	xxx	xxx	xxx	xxx	xxx	59
326	232	321	217	237	351	303	xxx	xxx	xxx	xxx	xxx	xxx	xxx	xxx	xxx	xxx	xxx	xxx	xxx	xxx	60
511	386	485	373	435	549	441	xxx	xxx	xxx	xxx	xxx	xxx	xxx	xxx	xxx	xxx	xxx	xxx	xxx	xxx	61

Table 2.—FARMS AND FARM CHARACTERISTICS, BY TYPE OF FARM,

[Data are based on reports for only a sample of farms. See text.

	Item (For definitions and explanations, see text)	Total, all farms	Commercial farms by type of farm: Commercial, total	Cash-grain	Cotton	Other field-crop	Vegetable	Fruit-and-nut	Dairy
	SPECIFIED LIVESTOCK AND LIVESTOCK PRODUCTS								
	Livestock on farms:								
1	All cattle and calves.....farms reporting 1954...	3,665,782	2,628,268	400,531	338,651	229,007	12,689	23,540	548,105
2	1950...	4,090,583	2,991,113	324,179	412,060	265,102	20,135	25,349	597,026
3	number 1954...	95,634,676	88,739,339	10,617,743	3,789,112	1,968,086	269,345	557,595	18,962,968
4	1950...	77,520,335	72,027,797	6,250,895	2,893,816	1,654,024	219,045	284,572	16,539,479
5	Cows, including heifers that have calved.....farms reporting 1954...	3,488,157	2,530,316	380,025	329,922	221,877	11,415	20,663	547,690
6	1950...	3,958,585	2,921,831	314,519	400,421	256,588	19,035	23,714	595,829
7	number 1954...	45,520,719	41,984,939	4,779,251	1,986,141	1,057,953	120,252	275,216	11,136,321
8	1950...	37,567,618	34,724,126	2,854,378	1,527,463	875,730	103,409	137,427	9,773,142
9	Milk cows.....farms reporting 1954...	2,956,900	2,167,364	294,758	277,383	198,731	9,095	16,031	546,960
10	1950...	3,681,627	2,733,691	283,526	372,749	240,553	17,230	21,509	592,936
11	number 1954...	20,365,450	18,671,093	1,586,276	701,474	608,590	32,659	61,886	10,748,440
12	1950...	21,367,470	19,348,871	1,356,773	873,296	650,691	49,839	58,881	9,495,172
13	Horses and mules.....farms reporting 1954...	1,806,194	1,324,543	129,077	236,403	216,538	10,048	13,172	206,253
14	1950...	2,917,052	2,162,406	170,626	347,904	292,132	21,992	19,851	371,387
15	number 1954...	4,160,263	3,264,092	296,029	522,513	389,755	18,447	26,891	445,576
16	1950...	7,634,185	6,106,060	464,716	899,026	619,821	43,781	42,489	920,165
17	All hogs and pigs.....farms reporting 1954...	2,374,576	1,793,041	221,955	307,823	231,040	7,883	9,866	239,209
18	1950...	3,030,217	2,292,811	210,183	409,343	294,357	14,269	11,828	292,465
19	number 1954...	57,912,006	54,960,518	6,315,351	2,033,611	2,079,194	80,015	98,764	4,579,575
20	1950...	56,291,740	52,390,381	4,513,769	2,357,924	2,556,286	130,278	107,770	4,352,665
21	Chickens 4 months old and over.....farms reporting 1954...	3,437,491	2,406,338	355,550	398,899	279,717	13,588	25,370	380,958
22	1950...	4,243,025	2,989,579	308,261	510,408	342,597	26,156	37,197	460,819
23	number 1954...	383,970,844	340,498,127	44,650,322	13,775,734	11,226,735	926,720	1,999,836	44,345,726
24	1950...	343,108,669	295,876,355	27,659,113	17,407,880	12,280,850	1,200,595	1,850,339	40,053,565
	Proportion of farms reporting—								
25	All cattle and calves.....percent 1954...	76.6	79.0	74.5	64.5	62.3	39.0	28.7	99.9
26	1950...	76.0	80.7	75.3	67.6	64.8	43.4	30.8	99.2
27	Cows, including heifers that have calved.....percent 1954...	72.9	76.0	70.7	62.8	60.3	35.1	25.2	99.8
28	1950...	73.6	78.8	73.1	65.7	62.7	41.0	28.9	99.0
29	Milk cows.....percent 1954...	61.8	65.1	54.8	52.8	54.0	27.9	19.5	99.7
30	1950...	68.4	73.8	65.9	61.2	58.8	37.1	26.2	98.5
31	Horses and mules.....percent 1954...	37.8	39.8	24.0	45.0	58.9	30.9	16.1	37.6
32	1950...	54.2	58.3	39.6	57.1	71.4	47.4	24.2	61.7
33	All hogs and pigs.....percent 1954...	49.6	53.9	41.3	58.6	62.8	24.2	12.0	43.6
34	1950...	56.3	61.9	48.8	67.2	71.9	30.7	14.4	48.6
35	Chickens 4 months old and over.....percent 1954...	71.9	72.3	66.1	76.0	76.1	41.7	30.9	69.4
36	1950...	78.9	80.7	71.6	83.8	83.7	56.4	45.3	76.5
	Average per farm reporting—								
37	All cattle and calves.....number 1954...	26.1	33.8	26.5	11.2	8.6	21.2	23.7	34.6
38	1950...	19.0	24.1	19.3	7.0	6.2	10.9	11.2	27.7
39	Cows, including heifers that have calved.....number 1954...	13.1	16.6	12.6	6.0	4.8	10.5	13.3	20.3
40	1950...	9.5	11.9	9.1	3.8	3.4	5.4	5.8	16.4
41	Milk cows.....number 1954...	6.9	8.6	5.4	2.5	3.1	3.6	3.9	19.7
42	1950...	5.8	7.1	4.8	2.3	2.7	2.9	2.7	16.0
43	Horses and mules.....number 1954...	2.3	2.5	2.3	2.2	1.8	1.8	2.0	2.2
44	1950...	2.6	2.8	2.7	2.6	2.1	2.0	2.1	2.5
45	All hogs and pigs.....number 1954...	24.4	30.7	28.5	6.6	9.0	10.2	10.0	19.1
46	1950...	18.6	22.8	21.5	5.8	8.7	9.1	9.1	14.9
47	Chickens 4 months old and over.....number 1954...	111.7	141.5	125.6	34.5	40.1	68.2	78.8	116.4
48	1950...	80.9	99.0	89.7	34.1	35.8	45.9	49.7	86.9
	Livestock and livestock products sold:								
49	Cattle and calves sold alive.....farms reporting 1954...	2,642,916	2,168,641	330,188	149,910	131,046	7,442	14,024	533,916
50	1949...	3,023,122	2,477,137	260,838	215,936	154,124	11,093	14,011	576,585
51	number 1954...	44,736,443	42,601,497	3,891,163	1,213,371	742,598	119,700	219,039	7,517,500
52	1949...	36,499,641	35,051,025	2,243,309	848,470	544,810	77,086	94,166	6,634,291
53	dollars 1954...	4,324,829,162	4,210,123,463	356,456,980	77,034,235	46,134,953	11,276,230	17,113,296	323,843,913
54	1949...	4,337,849,803	4,231,201,900	258,335,983	70,238,514	42,650,414	8,400,129	9,419,610	424,045,623
55	Hogs and pigs sold alive.....farms reporting 1954...	1,438,133	1,255,625	184,866	106,528	98,396	3,416	4,513	166,326
56	1949...	2,119,174	1,796,619	192,901	173,099	147,391	8,153	7,279	246,156
57	number 1954...	58,530,358	56,784,820	5,534,182	1,067,395	1,245,452	62,157	89,874	4,492,842
58	1949...	66,465,228	63,736,324	4,865,786	1,428,384	1,657,163	109,647	108,215	5,059,437
59	dollars 1954...	2,335,038,298	2,290,796,585	216,460,424	28,194,629	35,770,933	1,800,507	2,970,990	153,608,566
60	1949...	2,421,458,120	2,358,124,988	177,441,711	32,777,554	39,895,926	2,833,742	3,031,189	168,833,644
61	Chickens sold.....farms reporting 1954...	1,077,171	921,286	160,966	31,596	32,331	2,651	5,596	150,354
62	1949...	1,744,797	1,412,289	163,675	93,926	84,489	6,256	8,612	215,205
63	dollars 1954...	708,010,571	696,856,646	14,502,837	1,872,466	1,966,033	992,838	1,624,753	19,913,760
64	1949...	588,542,194	565,839,950	16,744,885	3,475,178	4,540,609	1,261,014	1,381,576	28,832,392
65	Chicken eggs sold.....farms reporting 1954...	1,712,746	1,391,734	251,104	84,430	81,949	4,311	9,188	249,461
66	1949...	2,459,984	1,950,726	227,338	179,450	137,676	9,551	14,659	323,312
67	dozens 1954...	2,775,895,538	2,663,454,463	262,594,025	24,867,638	21,611,855	4,581,512	12,856,227	299,228,250
68	1949...	2,483,696,061	2,357,912,503	164,926,957	39,442,443	26,817,193	4,221,964	8,692,722	289,123,647
69	dollars 1954...	963,382,358	922,823,398	74,310,503	8,857,297	7,863,026	1,789,421	5,072,574	100,880,650
70	1949...	1,043,248,490	991,928,611	59,904,583	14,478,429	10,519,406	1,940,526	4,092,129	118,214,914
71	Milk sold[10].....pounds 1954...	95,408,549,628	93,697,698,123	5,387,511,641	470,845,856	976,076,840	94,990,560	209,500,084	68,670,612,534
72	dollars 1954...	3,386,283,308	3,330,756,554	141,093,356	16,125,768	29,563,233	3,468,082	7,885,750	2,628,340,798
73	1949...	3,128,903,899	3,066,230,172	96,237,565	14,965,345	24,564,145	3,592,565	4,235,441	2,324,482,794
	Proportion of farms reporting—								
74	Cattle and calves sold alive.....percent 1954...	55.3	65.2	61.4	28.5	35.6	22.9	17.1	97.3
75	1949...	56.2	66.8	60.6	35.4	37.6	23.9	17.0	95.8
76	Hogs and pigs sold alive.....percent 1954...	30.1	37.7	34.4	20.3	26.8	10.5	7.5	30.3
77	1949...	39.4	48.5	44.8	28.4	36.0	17.6	8.9	40.9
78	Chicken eggs sold.....percent 1954...	35.8	41.8	46.7	16.1	22.3	13.2	11.2	45.5
79	1949...	45.7	52.6	52.8	29.5	33.6	20.6	17.8	53.7
	Average per farm reporting—								
80	Cattle and calves sold alive.....number 1954...	16.9	19.6	11.8	8.1	5.7	16.1	15.6	14.1
81	1949...	12.1	14.1	8.6	3.9	3.5	6.9	6.7	11.5
82	Hogs and pigs sold alive.....number 1954...	40.7	45.2	29.9	10.0	12.7	18.2	19.9	27.0
83	1949...	31.4	35.5	25.2	8.3	11.2	13.4	14.9	20.6
84	Chicken eggs sold.....dozens 1954...	1,621	1,914	1,046	294	264	1,063	1,399	1,200
85	1949...	1,010	1,209	726	220	195	442	593	894

See footnotes at end of table.

FOR THE UNITED STATES: CENSUSES OF 1954 AND 1950—Continued

Data for States in Tables 3 to 6 and in Volume I]

Commercial farms by type of farm—Continued						Other farms, total	Percent of all farms		Percent distribution by type of farm (All farms = 100%)												
Poultry	Livestock other than dairy and poultry	General— Primarily crop	General— Primarily livestock	General— Crop and livestock	Miscellaneous		Commercial farms	Other farms	Cash-grain	Cotton	Other field-crop	Vegetable	Fruit-and-nut	Dairy	Poultry	Livestock other than dairy and poultry	General— Primarily crop	General— Primarily livestock	General— Crop and livestock	Miscellaneous	
87,221	657,128	56,917	61,959	196,028	16,492	1,037,514	71.7	28.3	10.9	9.2	6.2	0.3	0.6	15.0	2.4	17.9	1.6	1.7	5.3	0.4	1
104,961	762,431	62,447	131,035	263,741	22,647	1,099,470	73.1	26.9	7.9	10.1	6.5	0.5	0.6	14.6	2.6	18.6	1.5	3.2	6.4	0.6	2
1,122,774	42,591,253	1,217,956	1,551,956	5,669,949	420,602	6,895,337	92.8	7.2	11.1	4.0	2.1	0.3	0.6	19.8	1.2	44.5	1.3	1.6	5.9	0.4	3
923,551	34,757,123	818,033	2,369,365	5,020,501	297,393	5,492,538	92.9	7.1	8.1	3.7	2.1	0.3	0.4	21.3	1.2	44.8	1.1	3.1	6.5	0.4	4
80,501	615,896	53,803	61,113	191,834	15,577	957,841	72.5	27.5	10.9	9.5	6.4	0.3	0.6	15.7	2.3	17.7	1.5	1.8	5.5	0.4	5
100,170	739,188	60,336	130,003	260,253	21,775	1,036,754	73.8	26.2	7.9	10.1	6.5	0.5	0.6	15.1	2.5	18.7	1.5	3.3	6.6	0.6	6
540,191	17,893,368	551,049	769,968	2,657,803	217,426	3,535,780	92.2	7.8	10.5	4.4	2.3	0.3	0.6	24.5	1.2	39.3	1.2	1.7	5.8	0.5	7
450,457	14,923,977	374,760	1,174,855	2,377,662	150,866	2,843,492	92.4	7.6	7.6	4.1	2.3	0.3	0.4	26.0	1.2	39.7	1.0	3.1	6.3	0.4	8
70,506	463,324	43,575	59,361	175,368	12,272	789,536	73.3	26.7	10.0	9.4	6.7	0.3	0.5	18.5	2.4	15.7	1.5	2.0	5.9	0.4	9
95,233	657,746	55,483	127,438	249,840	19,448	947,936	74.3	25.7	7.7	10.1	6.5	0.5	0.6	16.1	2.6	17.9	1.5	3.5	6.8	0.5	10
270,727	2,470,219	156,629	599,380	1,391,795	43,018	1,694,357	91.7	8.3	7.8	3.4	3.0	0.2	0.3	52.8	1.3	12.1	0.8	2.9	6.8	0.2	11
332,748	3,706,644	179,806	1,004,460	1,581,747	58,814	2,018,599	90.6	9.4	6.3	4.1	3.0	0.2	0.3	44.4	1.6	17.3	0.8	4.7	7.4	0.3	12
34,401	323,627	34,184	23,998	84,535	12,307	481,651	73.3	26.7	7.1	13.1	12.0	0.6	0.7	11.4	1.9	17.9	1.9	1.3	4.7	0.7	13
58,363	546,303	52,079	82,918	177,781	21,070	754,646	74.1	25.9	5.8	11.9	10.0	0.8	0.7	12.7	2.0	18.7	1.8	2.8	6.1	0.7	14
60,979	1,114,118	77,854	60,489	197,307	54,134	896,171	78.5	21.5	7.1	12.6	9.4	0.4	0.6	10.7	1.5	26.8	1.9	1.5	4.7	1.3	15
119,532	2,067,779	145,416	219,475	484,940	78,920	1,528,125	80.0	20.0	6.1	11.8	8.1	0.6	0.6	12.1	1.6	27.1	1.9	2.9	6.4	1.0	16
51,782	481,509	38,300	49,170	145,874	8,630	581,535	75.5	24.5	9.3	13.0	9.7	0.3	0.4	10.1	2.2	20.3	1.6	2.1	6.1	0.4	17
58,928	622,691	49,596	106,540	207,943	14,668	737,406	75.7	24.3	6.9	13.5	9.7	0.5	0.4	9.7	1.9	20.5	1.6	3.5	6.9	0.5	18
592,779	32,025,797	632,056	1,752,058	4,677,534	93,784	2,951,488	94.9	5.1	10.9	3.5	3.6	0.1	0.2	7.9	1.0	55.3	1.1	3.0	8.1	0.2	19
600,766	29,522,873	679,846	2,652,488	4,761,443	154,273	3,901,359	93.1	6.9	8.0	4.2	4.5	0.2	0.2	7.7	1.2	52.4	1.2	4.7	8.5	0.3	20
124,572	520,957	53,921	59,107	179,357	14,342	1,031,153	70.0	30.0	10.3	11.6	8.1	0.4	0.7	11.1	3.6	15.2	1.6	1.7	5.2	0.4	21
151,610	681,577	65,243	127,948	253,117	24,646	1,253,446	70.5	29.5	7.3	12.0	8.1	0.6	0.9	10.9	3.6	16.1	1.5	3.0	6.0	0.6	22
107,418,632	65,873,841	3,582,305	15,383,109	30,548,077	767,090	43,472,717	88.7	11.3	11.6	3.6	2.9	0.2	0.5	11.5	28.0	17.2	0.9	4.0	8.0	0.2	23
72,951,177	68,540,246	3,307,035	21,184,193	28,452,378	988,984	47,232,314	86.2	13.8	8.1	5.1	3.6	0.3	0.5	11.7	21.3	20.0	1.0	6.2	8.3	0.3	24
56.5	94.6	71.1	98.0	96.0	44.5	71.3	xxx	xxx	xxx	xxx	xxx	xxx	xxx	xxx	xxx	xxx	xxx	xxx	xxx	xxx	25
59.7	94.6	73.8	97.3	95.9	45.0	65.7	xxx	xxx	xxx	xxx	xxx	xxx	xxx	xxx	xxx	xxx	xxx	xxx	xxx	xxx	26
52.2	88.7	67.2	96.6	94.0	42.0	65.8	xxx	xxx	xxx	xxx	xxx	xxx	xxx	xxx	xxx	xxx	xxx	xxx	xxx	xxx	27
57.0	91.7	71.3	96.5	94.6	43.2	62.0	xxx	xxx	xxx	xxx	xxx	xxx	xxx	xxx	xxx	xxx	xxx	xxx	xxx	xxx	28
45.7	66.7	54.4	93.9	85.9	33.1	54.2	xxx	xxx	xxx	xxx	xxx	xxx	xxx	xxx	xxx	xxx	xxx	xxx	xxx	xxx	29
54.1	81.6	65.6	94.6	90.8	38.6	56.7	xxx	xxx	xxx	xxx	xxx	xxx	xxx	xxx	xxx	xxx	xxx	xxx	xxx	xxx	30
22.3	46.6	42.7	37.9	41.4	33.2	33.1	xxx	xxx	xxx	xxx	xxx	xxx	xxx	xxx	xxx	xxx	xxx	xxx	xxx	xxx	31
33.2	67.8	61.6	61.6	64.6	41.8	45.1	xxx	xxx	xxx	xxx	xxx	xxx	xxx	xxx	xxx	xxx	xxx	xxx	xxx	xxx	32
33.6	69.3	47.8	77.6	71.5	23.3	40.0	xxx	xxx	xxx	xxx	xxx	xxx	xxx	xxx	xxx	xxx	xxx	xxx	xxx	xxx	33
33.5	77.2	58.6	79.1	75.6	29.1	44.1	xxx	xxx	xxx	xxx	xxx	xxx	xxx	xxx	xxx	xxx	xxx	xxx	xxx	xxx	34
80.8	75.0	67.3	93.5	87.9	38.7	70.8	xxx	xxx	xxx	xxx	xxx	xxx	xxx	xxx	xxx	xxx	xxx	xxx	xxx	xxx	35
86.2	84.6	77.1	95.0	92.0	48.9	74.9	xxx	xxx	xxx	xxx	xxx	xxx	xxx	xxx	xxx	xxx	xxx	xxx	xxx	xxx	36
12.9	64.8	21.4	25.0	28.9	25.5	6.6	xxx	xxx	xxx	xxx	xxx	xxx	xxx	xxx	xxx	xxx	xxx	xxx	xxx	xxx	37
8.8	45.6	13.1	18.1	19.0	13.1	5.0	xxx	xxx	xxx	xxx	xxx	xxx	xxx	xxx	xxx	xxx	xxx	xxx	xxx	xxx	38
6.7	29.1	10.2	12.6	13.9	14.0	3.7	xxx	xxx	xxx	xxx	xxx	xxx	xxx	xxx	xxx	xxx	xxx	xxx	xxx	xxx	39
4.5	20.2	6.2	9.0	9.1	6.9	2.7	xxx	xxx	xxx	xxx	xxx	xxx	xxx	xxx	xxx	xxx	xxx	xxx	xxx	xxx	40
3.8	5.3	3.6	10.1	7.9	3.5	2.1	xxx	xxx	xxx	xxx	xxx	xxx	xxx	xxx	xxx	xxx	xxx	xxx	xxx	xxx	41
3.5	5.6	3.2	7.9	6.3	3.0	2.1	xxx	xxx	xxx	xxx	xxx	xxx	xxx	xxx	xxx	xxx	xxx	xxx	xxx	xxx	42
1.8	3.4	2.3	2.5	2.3	4.4	1.9	xxx	xxx	xxx	xxx	xxx	xxx	xxx	xxx	xxx	xxx	xxx	xxx	xxx	xxx	43
2.0	3.8	2.8	2.6	2.7	3.7	2.0	xxx	xxx	xxx	xxx	xxx	xxx	xxx	xxx	xxx	xxx	xxx	xxx	xxx	xxx	44
11.4	66.5	16.5	35.6	32.1	10.9	5.1	xxx	xxx	xxx	xxx	xxx	xxx	xxx	xxx	xxx	xxx	xxx	xxx	xxx	xxx	45
10.2	47.4	13.7	24.9	22.9	10.5	5.3	xxx	xxx	xxx	xxx	xxx	xxx	xxx	xxx	xxx	xxx	xxx	xxx	xxx	xxx	46
862.3	126.4	66.4	260.3	170.3	53.5	42.2	xxx	xxx	xxx	xxx	xxx	xxx	xxx	xxx	xxx	xxx	xxx	xxx	xxx	xxx	47
481.2	100.6	50.7	165.6	112.4	40.1	37.7	xxx	xxx	xxx	xxx	xxx	xxx	xxx	xxx	xxx	xxx	xxx	xxx	xxx	xxx	48
58,996	644,351	40,265	60,056	186,877	11,570	474,275	82.1	17.9	12.5	5.7	5.0	0.3	0.5	20.2	2.2	24.4	1.5	2.3	7.1	0.4	49
72,195	745,234	42,317	125,822	244,979	14,003	545,985	81.9	18.1	8.6	7.1	5.1	0.4	0.5	19.1	2.4	24.7	1.4	4.2	8.1	0.5	50
445,038	24,904,855	435,377	603,162	2,360,257	149,437	2,134,946	95.2	4.8	8.7	2.7	1.7	0.3	0.5	16.8	1.0	55.7	1.0	1.3	5.3	0.3	51
320,973	21,031,946	239,480	905,290	2,024,325	86,879	1,448,616	96.0	4.0	6.1	2.3	1.5	0.2	0.3	18.2	0.9	57.6	0.7	2.5	5.5	0.2	52
32,050,221	3,054,680,737	34,842,320	43,688,140	203,570,444	9,431,994	114,705,699	97.3	2.7	8.2	1.8	1.1	0.3	0.4	7.5	0.7	70.6	0.8	1.0	4.7	0.2	53
28,657,920	3,061,551,352	23,639,939	82,564,531	213,949,436	7,748,449	106,647,903	97.5	2.5	6.0	1.6	1.0	0.2	0.2	9.8	0.7	70.6	0.5	1.9	4.9	0.2	54
27,792	455,019	26,824	46,891	131,210	3,844	182,508	87.3	12.7	12.9	7.4	6.8	0.2	0.3	11.6	1.9	31.6	1.9	3.3	9.1	0.3	55
43,528	622,097	37,996	108,910	200,313	8,796	322,555	84.8	15.2	9.1	8.2	7.0	0.4	0.3	11.6	2.1	29.4	1.8	5.1	9.5	0.4	56
557,715	36,681,055	485,371	1,875,039	4,627,730	66,008	1,745,538	97.0	3.0	9.5	1.8	2.1	0.1	0.2	7.7	1.0	62.7	0.8	3.2	7.9	0.1	57
660,488	40,241,324	569,349	3,357,482	5,553,487	125,562	2,728,904	95.9	4.1	7.3	2.1	2.5	0.2	0.2	7.6	1.0	60.5	0.9	5.1	8.4	0.2	58
18,134,877	1,562,554,876	15,343,416	73,988,507	180,219,396	1,749,464	44,241,713	98.1	1.9	9.3	1.2	1.5	0.1	0.1	6.6	0.8	66.9	0.7	3.2	7.7	0.1	59
19,403,907	1,579,455,948	15,427,946	121,093,288	194,944,498	2,985,635	63,333,132	97.4	2.6	7.3	1.4	1.6	0.1	0.1	7.0	0.8	65.2	0.6	5.0	8.1	0.1	60
131,130	244,417	12,125	44,708	102,899	2,513	155,885	85.5	14.5	14.9	2.9	3.0	0.2	0.5	14.0	12.2	22.7	1.1	4.2	9.6	0.2	61
149,460	392,371	20,322	105,806	165,524	6,643	332,508	80.9	19.1	9.4	5.4	4.8	0.4	0.5	12.3	8.6	22.5	1.2	6.1	9.5	0.4	62
602,730,142	23,962,485	1,301,173	10,710,371	16,993,274	286,514	11,153,925	98.4	1.6	2.0	0.3	0.3	0.1	0.2	2.8	85.1	3.4	0.2	1.5	2.4	(z)	63
415,615,596	46,136,678	1,683,810	21,918,440	23,442,801	806,971	22,702,244	96.1	3.9	2.8	0.6	0.8	0.2	0.2	4.9	70.6	7.8	0.3	3.7	4.0	0.1	64
110,220	366,819	23,975	56,528	148,550	5,199	321,012	81.3	18.7	14.7	4.9	4.8	0.3	0.5	14.6	6.4	21.4	1.4	3.3	8.7	0.3	65
142,967	529,158	34,013	124,581	216,934	11,087	509,258	79.3	20.7	9.2	7.3	5.6	0.4	0.6	13.1	5.8	21.5	1.4	5.1	8.8	0.5	66
1,205,853,216	435,765,717	14,617,010	146,376,216	231,839,583	3,263,214	112,441,075	95.9	4.1	9.5	0.9	0.8	0.2	0.5	10.8	43.4	15.7	0.5	5.3	8.4	0.1	67
868,356,887	486,853,866	11,866,580	228,485,813	225,981,509	3,142,922	125,783,558	94.9	5.1	6.6	1.6	1.1	0.2	0.3	11.6	35.0	19.6	0.5	9.2	9.1	0.1	68
472,639,660	124,730,874	4,999,509	48,222,614	72,172,121	1,285,149	40,558,960	95.8	4.2	7.7	0.9	0.8	0.2	0.5	10.5	49.1	12.9	0.5	5.0	7.5	0.1	69
422,735,912	177,577,829	4,856,475	90,046,398	86,192,551	1,369,459	51,319,879	95.1	4.9	5.7	1.4	1.0	0.2	0.4	11.3	40.5	17.0	0.5	8.6	8.3	0.1	70
788,869,906	7,652,030,142	342,038,406	3,087,489,170	5,939,595,728	78,137,256	1,710,851,505	98.2	1.8	5.6	0.5	1.0	0.1	0.2	72.0	0.8	8.0	0.4	3.2	6.2	0.1	71
27,866,748	197,891,024	10,170,565	90,686,421	171,949,912	2,714,897	55,526,754	98.4	1.6	4.3	0.5	0.9	0.1	0.2	77.6	0.8	5.8	0.3	2.7	5.1	0.1	72
32,501,470	263,248,664	8,077,057	132,432,062	159,278,394	2,614,670	62,673,727	98.0	2.0	3.1	0.5	0.8	0.1	0.1	74.3	1.0	8.4	0.3	4.2	5.1	0.1	73
38.2	92.8	50.3	95.0	91.5	31.2	32.6	xxx	xxx	xxx	xxx	xxx	xxx	xxx	xxx	xxx	xxx	xxx	xxx	xxx	xxx	74
41.0	92.5	50.0	93.4	89.1	27.8	32.6	xxx	xxx	xxx	xxx	xxx	xxx	xxx	xxx	xxx	xxx	xxx	xxx	xxx	xxx	75
18.0	65.5	33.5	74.1	64.3	10.4	12.5	xxx	xxx	xxx	xxx	xxx	xxx	xxx	xxx	xxx	xxx	xxx	xxx	xxx	xxx	76
24.7	77.2	44.9	80.9	72.8	17.5	19.3	xxx	xxx	xxx	xxx	xxx	xxx	xxx	xxx	xxx	xxx	xxx	xxx	xxx	xxx	77
71.5	52.8	29.9	89.4	72.8	14.0	22.1	xxx	xxx	xxx	xxx	xxx	xxx	xxx	xxx	xxx	xxx	xxx	xxx	xxx	xxx	78
81.3	65.6	40.2	92.5	78.9	22.0	30.4	xxx	xxx	xxx	xxx	xxx	xxx	xxx	xxx	xxx	xxx	xxx	xxx	xxx	xxx	79
7.5	38.7	10.8	10.0	12.6	12.9	4.5	xxx	xxx	xxx	xxx	xxx	xxx	xxx	xxx	xxx	xxx	xxx	xxx	xxx	xxx	80
4.4	28.2	5.7	7.2	8.3	6.2	2.7	xxx	xxx	xxx	xxx	xxx	xxx	xxx	xxx	xxx	xxx	xxx	xxx	xxx	xxx	81
20.1	80.6	18.1	40.0	35.3	17.2	9.6	xxx	xxx	xxx	xxx	xxx	xxx	xxx	xxx	xxx	xxx	xxx	xxx	xxx	xxx	82
15.2	64.7	15.0	30.8	27.7	14.3	8.5	xxx	xxx	xxx	xxx	xxx	xxx	xxx	xxx	xxx	xxx	xxx	xxx	xxx	xxx	83
10,940	1,188	610	2,589	1,561	628	350	xxx	xxx	xxx	xxx	xxx	xxx	xxx	xxx	xxx	xxx	xxx	xxx	xxx	xxx	84
6,074	920	349	1,834	1,042	284	247	xxx	xxx	xxx	xxx	xxx	xxx	xxx	xxx	xxx	xxx	xxx	xxx	xxx	xxx	85

Table 2.—FARMS AND FARM CHARACTERISTICS, BY TYPE OF FARM,

[Data are based on reports for only a sample of farms. See text]

	Item (For definitions and explanations, see text)	Total, all farms	Commercial farms by type of farm: Commercial, total	Cash-grain	Cotton	Other field-crop	Vegetable	Fruit-and-nut	Dairy
	SPECIFIED CROPS HARVESTED								
1	Corn for all purposes.....farms reporting 1954...	2,855,001	2,300,134	378,128	387,410	304,388	12,021	11,295	399,464
2	1949...	3,414,237	2,653,097	276,205	462,543	353,960	20,305	12,982	450,443
3	acres 1954...	78,133,608	74,392,276	21,495,014	6,038,367	3,868,897	180,334	131,854	8,541,468
4	1949...	83,351,015	77,751,706	17,155,712	6,241,293	4,554,908	236,140	120,103	8,541,549
5	Corn harvested for grain.....farms reporting 1954...	2,549,752	2,046,692	349,855	367,184	293,911	10,702	9,848	280,967
6	1949...	3,212,063	2,480,145	261,925	455,701	347,249	19,066	12,020	353,526
7	acres 1954...	66,689,995	63,397,091	19,922,692	5,519,053	3,443,910	152,553	109,755	5,104,974
8	1949...	75,172,813	69,873,511	16,461,091	6,080,968	4,154,896	207,747	108,191	5,699,759
9	bushels harvested 1954...	2,616,216,081	2,547,166,105	889,277,205	74,837,881	80,772,525	5,177,481	3,932,711	242,790,713
10	1949...	2,783,502,060	2,658,891,397	682,694,075	113,216,085	107,039,439	6,431,229	3,765,146	262,630,356
11	bushels sold 1954...	1,006,917,847	992,352,872	636,528,049	20,598,102	21,882,661	2,577,513	1,457,595	47,851,381
12	1949...	867,509,479	854,646,779	484,305,876	15,804,005	10,942,827	1,863,620	729,437	28,227,751
13	dollars 1954...	1,445,909,124	1,424,407,482	909,614,035	31,980,932	34,428,893	3,977,705	2,251,107	68,083,461
14	Value of corn and corn products sold.....dollars 1949...	1,022,817,435	1,007,896,685	575,084,065	17,499,932	12,535,273	2,277,636	940,428	32,719,890
15	Hay cut[11].....acres 1954...	70,393,305	65,964,418	10,350,485	1,752,033	1,860,406	144,704	299,013	16,336,927
16	1949...	66,021,167	60,628,128	6,340,651	1,673,976	1,889,964	195,533	252,024	15,389,925
17	tons cut 1954...	102,668,441	97,825,298	14,126,383	2,920,909	2,531,074	297,951	559,488	28,066,981
18	Alfalfa cut for hay.....acres 1954...	26,250,097	25,342,395	4,440,203	573,211	462,093	64,830	109,115	6,689,461
19	tons cut 1954...	55,621,401	54,126,035	8,131,921	1,923,379	1,176,700	196,031	313,409	15,039,607
20	Clover or timothy (alone or mixed) cut for hay[12].acres 1954...	17,016,718	15,666,907	2,119,492	71,289	372,906	35,033	74,673	5,974,855
21	tons cut 1954...	23,910,247	22,380,510	2,689,353	78,900	430,390	51,094	114,504	9,571,927
22	Lespedeza cut for hay[12].....acres 1954...	3,342,638	2,817,840	236,592	400,144	561,421	6,561	16,599	400,022
23	tons cut 1954...	2,858,546	2,462,276	227,384	312,196	466,090	6,881	13,685	345,270
24	Cotton harvested[13].....farms reporting 1954...	862,801	731,236	14,537	525,123	86,148	1,806	2,011	12,521
25	1949...	1,108,630	892,314	9,375	609,156	127,822	3,466	2,376	13,564
26	acres 1954...	18,701,425	17,964,121	518,233	14,915,315	555,081	48,156	35,103	182,981
27	1949...	26,546,000	24,966,540	273,305	21,217,804	1,068,956	57,674	44,791	208,617
28	bales harvested 1954...	12,830,206	12,514,821	228,837	10,747,205	391,429	59,005	41,983	113,584
29	1949...	15,422,092	14,903,897	144,562	13,116,132	495,806	35,076	36,241	105,743
30	Lint cotton and cottonseed sold.....dollars 1954...	2,496,757,231	2,434,985,770	43,970,581	2,094,021,316	75,437,332	11,459,755	8,017,504	21,998,763
31	1949...	2,198,276,212	2,122,588,713	19,005,483	1,869,452,208	71,171,148	5,061,691	5,278,027	14,989,780
32	Tobacco harvested[14].....acres 1954...	1,533,190	1,474,344	8,750	33,004	1,236,769	1,033	642	39,119
33	1949...	1,526,100	1,454,489	4,622	15,507	1,179,838	1,768	1,004	44,077
34	pounds harvested 1954...	1,887,359,521	1,822,734,686	10,328,133	27,782,480	1,538,233,742	1,145,760	838,214	52,770,531
35	1949...	1,769,793,148	1,698,109,322	4,816,980	14,730,629	1,362,137,782	1,867,992	1,029,255	58,592,172
36	sold, dollars 1954...	955,981,526	924,436,467	4,625,724	13,981,927	797,146,434	548,471	398,438	21,948,034
37	1949...	809,887,781	783,841,530	1,688,068	6,215,888	660,140,067	692,240	454,785	20,233,292
38	Land in bearing and nonbearing fruit orchards, groves, vineyards, and planted nut trees[15].....farms reporting 1954...	439,104	289,991	19,952	20,616	17,828	4,615	72,396	42,508
39	1950...	2,253,951	1,479,215	118,887	168,672	154,304	16,426	74,548	270,379
40	acres 1954...	4,062,341	3,616,219	67,887	123,843	43,728	45,228	2,659,278	114,760
41	1950...	4,698,873	4,039,630	73,180	166,791	95,863	63,978	2,677,057	193,959
	Proportion of farms reporting—								
42	Corn for all purposes.....percent 1954...	59.7	69.1	70.3	73.8	82.8	36.9	13.8	72.8
43	1949...	63.5	71.6	64.2	75.9	86.5	43.7	15.8	74.8
44	Corn harvested for grain.....percent 1954...	53.3	61.5	65.0	69.9	79.9	32.9	12.0	51.2
45	1949...	59.7	66.9	60.9	74.8	84.8	41.1	14.6	58.7
46	Cotton harvested[13].....percent 1954...	18.0	22.0	2.7	100.0	23.4	5.5	2.5	2.3
47	1949...	20.6	24.1	2.2	100.0	31.2	7.5	2.9	2.3
48	Land in bearing and nonbearing fruit orchards, groves, vineyards, and planted nut trees[15].....percent 1954...	9.2	8.7	3.7	3.9	4.8	14.2	88.2	7.7
49	1949...	41.9	39.9	27.6	27.7	37.7	35.4	90.7	44.9
	Percent of total cropland harvested represented by acres of--								
50	Corn for all purposes.....percent 1954...	23.4	23.1	19.3	18.2	31.6	8.1	3.6	23.1
51	1949...	24.1	23.7	17.9	17.7	31.6	9.5	3.4	23.1
52	Corn harvested for grain.....percent 1954...	20.0	19.7	17.9	16.7	28.1	6.8	3.0	13.8
53	1949...	21.8	21.3	17.2	17.2	28.8	8.3	3.1	15.4
54	Land from which hay was cut[11].....percent 1954...	21.1	20.5	9.3	5.3	15.2	6.5	8.3	44.1
55	1949...	19.1	18.5	6.6	4.7	13.1	7.8	7.1	41.7
56	Alfalfa cut for hay[12].....percent 1954...	7.9	7.9	4.0	1.7	3.8	2.9	3.0	18.1
57	Clover or timothy (alone or mixed) cut for hay[12].....percent 1954...	5.1	4.9	1.9	0.2	3.0	1.6	2.1	16.1
58	Lespedeza cut for hay[12].....percent 1954...	1.0	0.9	0.2	1.2	4.6	0.3	0.5	1.1
59	Cotton harvested[13].....percent 1954...	5.6	5.6	0.5	45.1	4.5	2.1	1.0	0.5
60	1949...	7.7	7.6	0.3	60.1	7.4	2.3	1.3	0.6
61	Tobacco harvested[14].....percent 1954...	0.5	0.5	(Z)	0.1	10.1	(Z)	(Z)	0.1
62	1949...	0.4	0.4	(Z)	(Z)	8.2	0.1	(Z)	0.1
63	Land in bearing and nonbearing fruit orchards, groves, vineyards, and planted nut trees[15].....percent 1954...	1.2	1.1	0.1	0.4	0.4	2.0	73.4	0.3
64	1949...	1.4	1.2	0.1	0.5	0.7	2.6	75.5	0.5
	FARMS BY ECONOMIC CLASS								
65	Class I.....number.....	xxx	134,003	21,962	15,199	5,627	3,764	10,653	11,636
66	Class II.....number.....	xxx	448,945	110,611	25,499	15,400	4,467	15,335	76,103
67	Class III.....number.....	xxx	706,929	160,298	46,997	47,730	5,100	16,414	156,550
68	Class IV.....number.....	xxx	811,965	128,990	116,054	114,234	6,379	16,846	153,707
69	Class V.....number.....	xxx	763,348	82,746	187,169	117,101	6,480	15,856	102,893
70	Class VI.....number.....	xxx	462,427	33,231	134,290	67,679	6,371	6,960	47,874

NA Not available. Z 0.05 percent or less. [1]Data are for the 17 States for which a separate inquiry was carried on the questionnaire (see composite questionnaire in the Appendix). Cultivated summer fallow is negligible in other States. [2]Data are for the 31 States for which a separate inquiry was carried on the questionnaire (see composite questionnaire in the Appendix). [3]Data are for the 31 States and 123 counties in Eastern Texas for which this inquiry was carried on the questionnaire (see composite questionnaire in the Appendix). [4]Data are for the 14 States and 131 counties in Western Texas for which this inquiry was carried on the questionnaire (see composite questionnaire in the Appendix). Proportions are based on totals for all States; land in row or close-seeded crops grown in strips for wind erosion control is relatively unimportant in States where inquiry was not included on the questionnaire. [5]Data are for all States except Florida. This inquiry was not included on the questionnaire for Florida. Proportions are based on totals for all States; cropland farmed on contour is insignificant in Florida. [6]Figures for 1954 relate to tractors other than garden. [7]For 1954, week of Sept. 26 to Oct. 2 for 33 States and week of Oct. 24 to 30 for 15 States (see composite questionnaire in Appendix). For 1950, week preceding enumeration (average date of enumeration was Apr. 15 to 28). [8]Data are for 39 States (see composite questionnaire in the Appendix). These 39 States accounted for 99.3 percent of the total acreage of corn harvested in the United States in 1954. [9]Data are for 13 States (see composite questionnaire in the Appendix). These 13 States accounted for 93.7 percent of the total acreage of cotton harvested in the United States in 1954. [10]Includes milk equivalent of cream and butterfat sold. [11]Exclusive of hay from sorghums, soybeans, cowpeas, and peanuts for both 1954 and 1949. The 1954 data were obtained by adding the acres and tons of the hay crops reported and the acreage, but not the production, of grass silage for 25 States for which a separate inquiry was carried on the questionnaire (see composite questionnaire in the Appendix) and for Arizona, California, and Missouri. The 1949 data were obtained from a summary inquiry on acres of land from which hay was cut. [12]Data are for States

FOR THE UNITED STATES: CENSUSES OF 1954 AND 1950—Continued

Data for States in Tables 3 to 6 and in Volume I]

Commercial farms by type of farm—Continued						Other farms, total	Percent of all farms		Percent distribution by type of farm (all farms = 100%)												
		General														General—				
Poultry	Livestock other than dairy and poultry	Primarily crop	Primarily livestock	Crop and livestock	Miscellaneous		Commercial farms	Other farms	Cash-grain	Cotton	Other field-crop	Vegetable	Fruit-and-nut	Dairy	Poultry	Livestock other than dairy and poultry	Primarily crop	Primarily livestock	Crop and livestock	Miscellaneous	
58,608	466,408	48,925	53,404	170,775	9,308	554,867	80.6	19.4	13.2	13.6	10.7	0.4	0.4	14.0	2.1	16.3	1.7	1.9	6.0	0.3	1
74,679	582,996	56,427	114,285	232,451	15,821	761,140	77.7	22.3	8.1	13.5	10.4	0.6	0.4	13.2	2.2	17.1	1.7	3.3	6.8	0.5	2
890,525	23,213,945	1,437,905	1,649,431	6,795,100	149,436	3,741,332	95.2	4.8	27.5	7.7	5.0	0.2	0.2	10.9	1.1	29.7	1.8	2.1	8.7	0.2	3
1,011,996	26,516,195	1,335,795	3,369,206	8,444,365	224,444	5,599,309	93.3	6.7	20.6	7.5	5.5	0.3	0.1	10.2	1.2	31.8	1.6	4.0	10.1	0.3	4
53,591	421,763	45,345	49,182	156,083	8,261	503,060	80.3	19.7	13.7	14.4	11.5	0.4	0.4	11.0	2.1	16.5	1.8	1.9	6.1	0.3	5
71,324	556,739	54,536	110,380	222,755	14,924	731,918	77.2	22.8	8.2	14.2	10.8	0.6	0.4	11.0	2.2	17.3	1.7	3.4	6.9	0.5	6
789,821	19,753,294	1,226,244	1,384,268	5,868,405	122,122	3,292,904	95.1	4.9	29.9	8.3	5.2	0.2	0.2	7.7	1.2	29.6	1.8	2.1	8.8	0.2	7
944,478	23,939,521	1,209,703	3,043,681	7,828,452	195,024	5,299,302	93.0	7.0	21.9	8.1	5.5	0.3	0.1	7.6	1.3	31.8	1.6	4.0	10.4	0.3	8
29,968,551	881,474,175	33,396,374	64,125,801	238,651,490	2,761,198	69,049,976	97.4	2.6	34.0	2.9	3.1	0.2	0.2	9.3	1.1	33.7	1.3	2.5	9.1	0.1	9
35,789,711	988,846,064	32,437,476	126,514,960	294,474,816	5,052,040	124,610,663	95.5	4.5	24.5	4.1	3.8	0.2	0.1	9.4	1.3	35.5	1.2	4.5	10.6	0.2	10
8,811,410	124,464,402	17,531,042	11,339,764	98,534,262	776,691	14,564,975	98.6	1.4	63.2	2.0	2.2	0.3	0.1	4.8	0.9	12.4	1.7	1.1	9.8	0.1	11
4,585,383	155,698,210	12,683,875	22,583,307	116,500,913	721,575	12,862,700	98.5	1.5	55.8	1.8	1.3	0.2	0.1	3.3	0.5	17.9	1.5	2.6	13.4	0.1	12
13,071,907	177,518,436	26,740,828	15,887,302	139,683,146	1,169,730	21,501,642	98.5	1.5	62.9	2.2	2.4	0.3	0.2	4.7	0.9	12.3	1.8	1.1	9.7	0.1	13
5,671,559	182,984,638	15,183,507	25,950,910	136,197,401	851,446	14,920,750	98.5	1.5	56.2	1.7	1.2	0.2	0.1	3.2	0.6	17.9	1.5	2.5	13.3	0.1	14
889,229	24,825,097	2,448,782	1,409,025	5,375,760	272,957	4,428,887	93.7	6.3	14.7	2.5	2.6	0.2	0.4	23.2	1.3	35.3	3.5	2.0	7.6	0.4	15
1,012,095	24,033,080	1,960,006	2,344,861	5,253,683	282,330	5,393,039	91.8	8.2	9.6	2.5	2.9	0.3	0.4	23.3	1.5	36.4	3.0	3.6	8.0	0.4	16
1,231,186	32,003,999	5,527,064	2,173,714	8,065,979	320,570	4,843,143	95.3	4.7	13.8	2.8	2.5	0.3	0.5	27.3	1.2	31.2	5.4	2.1	7.9	0.3	17
232,246	8,388,844	1,405,329	614,411	2,319,529	43,123	907,702	96.5	3.5	16.9	2.2	1.8	0.2	0.4	25.5	0.9	32.0	5.4	2.3	8.8	0.2	18
466,715	16,414,567	14,339,844	1,237,803	4,813,129	72,930	1,495,366	97.3	2.7	14.6	3.5	2.1	0.4	0.6	27.0	0.8	29.5	7.8	2.2	8.7	0.1	19
327,199	4,740,820	315,430	411,085	1,133,622	90,503	1,349,811	92.1	7.9	12.5	0.4	2.2	0.2	0.4	35.1	1.9	27.9	1.9	2.4	6.7	0.5	20
448,853	6,304,543	435,514	592,162	1,548,215	115,055	1,529,737	93.6	6.4	11.2	0.3	1.8	0.2	0.5	40.0	1.9	26.4	1.8	2.5	6.5	0.5	21
69,869	638,221	138,016	40,447	276,376	33,572	524,798	84.3	15.7	7.1	12.0	16.8	0.2	0.5	12.0	2.1	19.1	4.1	1.2	8.3	1.0	22
58,730	588,741	125,749	37,386	252,771	27,393	396,270	86.1	13.9	8.0	10.9	16.3	0.2	0.5	12.1	2.1	20.6	4.4	1.3	8.8	1.0	23
6,659	21,405	30,754	1,686	26,818	1,768	131,565	84.8	15.2	1.7	60.9	10.0	0.2	0.2	1.5	0.8	2.5	3.6	0.2	3.1	0.2	24
7,402	29,478	37,014	3,633	44,861	4,167	216,316	80.5	19.5	0.8	54.9	11.5	0.3	0.2	1.2	0.7	2.7	3.3	0.3	4.0	0.4	25
70,894	420,446	709,217	17,277	473,411	18,007	737,304	96.1	3.9	2.8	79.8	3.0	0.3	0.2	1.0	0.4	2.2	3.8	0.1	2.5	0.1	26
66,410	491,927	746,079	34,734	708,053	48,190	1,579,460	94.1	5.9	1.0	79.9	4.0	0.2	0.2	0.8	0.3	1.9	2.8	0.1	2.7	0.2	27
38,318	178,233	489,526	5,453	210,989	10,259	315,385	97.5	2.5	1.8	83.8	3.1	0.5	0.3	0.9	0.3	1.4	3.8	(Z)	1.6	0.1	28
28,257	207,285	403,127	13,172	301,778	16,718	518,195	96.6	3.4	0.9	85.0	3.2	0.2	0.2	0.7	0.2	1.3	2.6	0.1	2.0	0.1	29
7,451,415	34,616,887	94,186,913	1,054,427	40,767,587	2,003,290	61,771,461	97.5	2.5	1.8	83.9	3.0	0.5	0.3	0.9	0.3	1.4	3.8	(Z)	1.6	0.1	30
4,092,574	29,438,850	56,910,419	1,902,256	42,795,470	2,490,807	75,687,499	96.6	3.4	0.9	85.0	3.2	0.2	0.2	0.7	0.2	1.3	2.6	0.1	1.9	0.1	31
5,908	34,161	47,303	6,202	58,111	3,342	58,846	96.2	3.8	0.6	2.1	80.7	0.1	(Z)	2.6	0.4	2.2	3.1	0.4	3.8	0.2	32
5,320	55,462	34,683	13,384	94,097	4,727	71,611	95.3	4.7	0.3	1.0	77.3	0.1	0.1	2.9	0.3	3.6	2.3	0.9	6.2	0.3	33
7,006,448	44,402,048	50,971,087	8,564,415	76,914,953	3,776,875	64,624,835	96.6	3.4	0.5	1.5	81.5	0.1	(Z)	2.8	0.4	2.4	2.7	0.5	4.1	0.2	34
6,329,559	69,113,509	37,600,011	17,420,680	119,482,981	4,987,772	67,683,826	96.2	3.8	0.3	0.8	77.1	0.1	0.1	3.3	0.4	3.9	2.1	1.0	6.8	0.3	35
3,215,233	19,463,324	24,833,536	2,853,823	33,493,174	1,928,349	31,545,059	96.7	3.3	0.5	1.5	83.4	(Z)	(Z)	2.3	0.3	2.0	2.6	0.3	3.5	0.2	36
2,244,505	26,589,787	14,421,352	5,667,414	43,425,699	2,068,433	26,046,251	96.8	3.2	0.2	0.8	81.5	0.1	0.1	2.5	0.3	3.3	1.9	0.7	5.4	0.3	37
18,330	52,116	10,233	6,161	20,054	5,182	149,113	66.0	34.0	4.5	4.7	4.1	1.1	16.5	9.7	4.2	11.9	2.3	1.4	4.6	1.2	38
80,291	343,726	37,344	66,461	128,420	19,757	774,736	65.6	34.4	5.2	7.5	6.8	0.7	3.3	12.0	3.6	15.2	1.7	2.9	5.7	0.9	39
70,680	216,276	111,149	11,587	113,498	38,305	446,122	89.0	11.0	1.7	3.0	1.1	1.1	65.5	2.8	1.7	5.3	2.7	0.3	2.8	0.9	40
102,927	262,924	137,601	35,456	184,427	45,467	659,243	86.0	14.0	1.6	3.5	2.0	1.4	57.0	4.1	2.2	5.6	2.9	0.8	3.9	1.0	41
38.0	67.1	61.1	84.4	83.7	25.1	38.1	xxx	xxx	xxx	xxx	xxx	xxx	xxx	xxx	xxx	xxx	xxx	xxx	xxx	xxx	42
42.5	72.3	66.7	84.9	84.5	31.4	45.5	xxx	xxx	xxx	xxx	xxx	xxx	xxx	xxx	xxx	xxx	xxx	xxx	xxx	xxx	43
34.7	60.7	56.6	77.8	76.5	22.3	34.6	xxx	xxx	xxx	xxx	xxx	xxx	xxx	xxx	xxx	xxx	xxx	xxx	xxx	xxx	44
40.6	69.1	64.5	82.0	81.0	29.6	43.8	xxx	xxx	xxx	xxx	xxx	xxx	xxx	xxx	xxx	xxx	xxx	xxx	xxx	xxx	45
4.3	3.1	38.4	2.7	13.1	4.8	9.0	xxx	xxx	xxx	xxx	xxx	xxx	xxx	xxx	xxx	xxx	xxx	xxx	xxx	xxx	46
4.2	3.7	43.8	2.7	16.3	8.3	12.9	xxx	xxx	xxx	xxx	xxx	xxx	xxx	xxx	xxx	xxx	xxx	xxx	xxx	xxx	47
11.9	7.5	12.8	9.7	9.8	14.0	10.2	xxx	xxx	xxx	xxx	xxx	xxx	xxx	xxx	xxx	xxx	xxx	xxx	xxx	xxx	48
45.7	42.6	44.2	49.4	46.7	39.2	46.3	xxx	xxx	xxx	xxx	xxx	xxx	xxx	xxx	xxx	xxx	xxx	xxx	xxx	xxx	49
28.4	29.7	16.0	30.5	26.8	17.7	29.8	xxx	xxx	xxx	xxx	xxx	xxx	xxx	xxx	xxx	xxx	xxx	xxx	xxx	xxx	50
27.5	30.7	16.7	31.9	28.0	22.7	32.0	xxx	xxx	xxx	xxx	xxx	xxx	xxx	xxx	xxx	xxx	xxx	xxx	xxx	xxx	51
25.2	25.3	13.7	25.6	23.1	14.5	26.2	xxx	xxx	xxx	xxx	xxx	xxx	xxx	xxx	xxx	xxx	xxx	xxx	xxx	xxx	52
25.7	27.7	15.2	28.8	26.0	19.7	30.3	xxx	xxx	xxx	xxx	xxx	xxx	xxx	xxx	xxx	xxx	xxx	xxx	xxx	xxx	53
28.3	31.7	27.3	26.0	21.2	32.3	35.2	xxx	xxx	xxx	xxx	xxx	xxx	xxx	xxx	xxx	xxx	xxx	xxx	xxx	xxx	54
27.5	27.8	24.6	22.2	17.4	28.5	30.9	xxx	xxx	xxx	xxx	xxx	xxx	xxx	xxx	xxx	xxx	xxx	xxx	xxx	xxx	55
7.4	10.7	15.7	11.4	9.1	5.1	7.2	xxx	xxx	xxx	xxx	xxx	xxx	xxx	xxx	xxx	xxx	xxx	xxx	xxx	xxx	56
10.4	6.1	3.5	7.6	4.5	10.7	10.7	xxx	xxx	xxx	xxx	xxx	xxx	xxx	xxx	xxx	xxx	xxx	xxx	xxx	xxx	57
2.2	0.8	1.5	0.7	1.1	4.0	4.2	xxx	xxx	xxx	xxx	xxx	xxx	xxx	xxx	xxx	xxx	xxx	xxx	xxx	xxx	58
2.3	0.5	7.9	0.3	1.9	2.1	5.9	xxx	xxx	xxx	xxx	xxx	xxx	xxx	xxx	xxx	xxx	xxx	xxx	xxx	xxx	59
1.8	0.6	9.4	0.3	2.3	4.9	9.0	xxx	xxx	xxx	xxx	xxx	xxx	xxx	xxx	xxx	xxx	xxx	xxx	xxx	xxx	60
0.2	(Z)	0.5	0.1	0.2	0.4	0.5	xxx	xxx	xxx	xxx	xxx	xxx	xxx	xxx	xxx	xxx	xxx	xxx	xxx	xxx	61
0.1	0.1	0.4	0.1	0.3	0.5	0.4	xxx	xxx	xxx	xxx	xxx	xxx	xxx	xxx	xxx	xxx	xxx	xxx	xxx	xxx	62
2.3	0.3	1.2	0.2	0.4	4.5	3.5	xxx	xxx	xxx	xxx	xxx	xxx	xxx	xxx	xxx	xxx	xxx	xxx	xxx	xxx	63
2.8	0.3	1.7	0.3	0.6	4.6	3.8	xxx	xxx	xxx	xxx	xxx	xxx	xxx	xxx	xxx	xxx	xxx	xxx	xxx	xxx	64
13,175	39,882	3,781	636	3,272	4,416	xxx	100.0	xxx	16.4	11.3	4.2	2.8	7.9	8.7	9.8	29.8	2.8	0.5	2.4	3.3	65
28,635	121,253	9,953	7,229	28,675	5,785	xxx	100.0	xxx	24.6	5.7	3.4	1.0	3.4	17.0	6.4	27.0	2.2	1.6	6.4	1.3	66
28,495	152,436	14,449	16,415	56,463	5,582	xxx	100.0	xxx	22.7	6.6	6.8	0.7	2.3	22.1	4.0	21.6	2.0	2.3	8.0	0.8	67
27,546	142,972	20,319	18,647	59,160	7,111	xxx	100.0	xxx	15.9	14.3	14.1	0.8	2.1	18.9	3.4	17.6	2.5	2.3	7.3	0.9	68
28,942	137,339	21,048	13,782	41,668	8,324	xxx	100.0	xxx	10.8	24.5	15.3	0.8	2.1	13.5	3.8	18.0	2.8	1.8	5.5	1.1	69
27,464	100,754	10,533	6,530	14,906	5,835	xxx	100.0	xxx	7.2	29.0	14.6	1.4	1.5	10.4	5.9	21.8	2.3	1.4	3.2	1.3	70

for which a separate inquiry was carried on the questionnaire (see composite questionnaire in the Appendix). [13]Data are for all States reporting cotton except Illinois, Nevada, and Maryland for 1954, and for Illinois, Kansas, and Nevada for 1949. The States included accounted for 99.98 percent of the cotton acreage for both years. [14]For 1954, data are for all States reporting tobacco except Vermont, Rhode Island, New York, Indiana, Illinois, Minnesota, Iowa, Missouri, Kansas, Alabama, Arkansas, and Louisiana. For 1949, data are for the same States as for 1954 with the exception that figures for Indiana are included for 1949. The included States accounted for 99.1 percent of the tobacco acreage in 1954 and 99.6 percent in 1949. [15]For 1954, does not include data for farms with less than 20 trees or grapevines; for 1950, does not include acreage for farms with less than 1/2 acre of orchards, groves, vineyards, and planted nut trees.

Table 3.—NUMBER OF FARMS, LAND IN FARMS, FARMS REPORTING AND ACRES OF CROPLAND HARVESTED, AND AVERAGE VALUE OF LAND AND BUILDINGS, FOR COMMERCIAL FARMS, BY TYPE OF FARM, BY REGIONS AND STATES: CENSUSES OF 1954 AND 1950

[Data are based on reports for only a sample of farms. See text]

Region, State, and type of farm	Number of farms				All land in farms (acres)				Cropland harvested				Value of farms—land and buildings (dollars)			
	Total		Percent distribution		Total		Percent distribution		Farms reporting		Acres		Average per farm		Average per acre	
	1954	1950	1954	1950	1954	1950	1954	1950	1954	1949	1954	1949	1954	1950	1954	1950
United States	4,783,021	5,379,250	100.0	100.0	1,160,043,854	1,159,789,020	100.0	100.0	4,121,154	4,744,308	334,163,956	345,528,410	19,761	13,911	84.82	66.75
Commercial	3,327,617	3,706,412	69.6	68.9	1,032,466,300	1,021,354,502	89.0	88.1	3,148,407	3,523,084	321,588,863	328,050,079	25,429	17,696	83.16	65.10
Cash-grain	537,838	430,389	11.2	8.0	204,443,755	172,573,751	17.6	14.9	537,838	430,389	111,439,470	95,731,967	40,004	31,844	102.62	79.54
Cotton	525,208	609,307	11.0	11.3	65,350,921	65,992,958	5.6	5.7	525,208	609,307	33,094,609	35,305,769	12,978	8,690	111.31	81.50
Other field-crop	367,771	409,421	7.7	7.6	33,692,499	38,116,666	2.9	3.3	367,291	409,421	12,239,452	14,401,973	10,400	7,997	117.71	86.74
Vegetable	32,561	46,415	0.7	0.9	4,781,531	5,411,947	0.4	0.5	32,561	46,415	2,239,942	2,491,563	38,532	21,349	266.25	187.16
Fruit-and-nut	82,064	82,178	1.7	1.5	9,785,293	7,908,334	0.8	0.7	82,059	82,153	3,624,304	3,544,438	46,404	32,918	434.21	359.88
Dairy	548,763	602,093	11.5	11.2	97,212,025	97,189,798	8.4	8.4	519,712	571,498	37,003,692	36,934,405	18,589	13,914	105.70	86.60
Poultry	154,257	175,876	3.2	3.3	12,048,452	12,768,082	1.0	1.1	96,270	118,328	3,139,717	3,678,518	13,898	10,518	174.79	142.74
Other livestock	694,636	806,080	14.5	15.0	507,806,440	504,186,209	43.8	43.5	613,045	730,013	78,221,698	86,289,453	36,230	24,656	50.24	40.51
General crop	80,083	84,569	1.7	1.4	21,533,850	20,930,094	1.9	1.8	80,042	84,079	8,963,175	7,976,147	29,231	18,833	113.11	80.38
General livestock	63,239	134,666	1.3	2.5	11,561,567	22,103,020	1.0	1.9	61,218	129,689	5,409,829	10,565,022	19,718	14,174	107.11	85.80
Crop and livestock	204,144	275,050	4.3	5.1	53,948,680	64,108,412	4.7	5.5	204,086	274,602	25,368,568	30,141,500	25,499	17,985	97.00	77.67
Miscellaneous	37,053	50,368	0.8	0.9	10,301,287	10,065,231	0.9	0.9	29,077	37,190	844,407	989,324	27,953	18,552	112.04	90.39
The North	2,043,275	2,267,083	100.0	100.0	435,555,134	441,225,732	100.0	100.0	1,839,557	2,055,081	208,634,843	208,493,139	23,647	17,152	107.76	86.94
Commercial	1,627,883	1,772,083	79.7	78.2	412,159,643	411,888,214	94.6	93.4	1,556,362	1,688,803	203,801,501	202,039,827	27,583	20,064	106.32	85.43
Cash-grain	422,014	318,356	20.7	14.0	129,981,293	102,674,134	29.8	23.3	422,014	318,356	81,157,216	65,066,239	36,744	29,677	115.81	91.21
Cotton	11,516	13,524	0.6	0.6	1,199,041	1,165,942	0.3	0.3	11,516	13,524	968,917	893,530	16,712	11,620	179.52	136.20
Other field-crop	17,741	21,780	0.9	1.0	3,362,128	3,733,995	0.8	0.8	17,701	21,780	1,757,691	1,803,868	25,856	18,766	131.27	107.24
Vegetable	13,346	18,053	0.7	0.8	1,250,722	1,468,011	0.3	0.3	13,346	18,053	763,917	832,190	26,595	17,060	282.23	210.81
Fruit-and-nut	16,333	16,784	0.8	0.7	1,916,288	1,799,474	0.4	0.4	16,328	16,769	849,256	795,555	23,260	17,954	205.04	169.64
Dairy	413,508	461,209	20.2	20.3	71,703,582	72,898,328	16.5	16.5	402,524	448,688	30,529,120	30,677,807	16,819	12,835	96.96	81.26
Poultry	73,705	94,413	3.6	4.2	4,840,342	6,360,836	1.1	1.4	44,775	63,493	1,740,282	2,306,334	14,286	10,711	202.65	154.62
Other livestock	440,313	526,298	21.5	23.2	149,351,780	161,246,291	34.3	36.5	414,038	496,777	59,442,497	66,226,360	32,816	23,163	93.62	75.16
General crop	20,400	16,970	1.0	0.7	4,889,364	4,248,878	1.1	1.0	20,399	16,771	2,367,944	1,784,255	23,358	18,948	97.31	79.07
General livestock	52,100	106,799	2.5	4.7	9,065,956	17,183,248	2.1	3.9	50,649	103,234	4,826,957	9,308,991	20,410	15,126	115.74	93.03
Crop and livestock	131,742	158,001	6.4	7.0	33,169,623	37,446,834	7.6	8.5	131,741	157,873	19,147,513	22,021,723	27,465	21,424	107.70	89.86
Miscellaneous	15,165	19,896	0.7	0.9	1,429,524	1,662,243	0.3	0.4	11,331	13,485	250,191	322,975	25,256	20,082	269.42	211.84
The South	2,317,296	2,650,803	100.0	100.0	387,001,875	394,237,903	100.0	100.0	1,945,168	2,310,738	86,826,296	97,073,641	11,972	8,495	74.97	58.30
Commercial	1,405,335	1,611,795	60.6	60.8	328,541,584	329,274,606	84.9	83.5	1,333,799	1,548,016	80,038,023	87,255,285	16,311	11,248	72.44	56.13
Cash-grain	70,821	62,455	3.1	2.4	28,054,020	26,154,983	7.2	6.6	70,821	62,455	14,176,596	13,998,552	38,322	30,534	96.82	74.14
Cotton	502,089	586,095	21.7	22.1	58,488,544	61,362,320	15.1	15.6	502,089	586,095	29,466,522	32,460,651	10,715	7,747	98.16	75.20
Other field-crop	338,597	374,617	14.6	14.1	27,485,847	31,802,991	7.1	8.1	338,157	374,617	9,007,000	11,167,882	8,186	6,437	106.00	76.78
Vegetable	12,008	18,740	0.5	0.7	2,180,511	2,597,655	0.6	0.7	12,008	18,740	728,484	823,351	21,034	10,397	122.72	77.90
Fruit-and-nut	20,217	18,979	0.9	0.7	4,482,326	3,103,184	1.2	0.8	20,217	18,979	1,071,861	1,080,661	44,718	29,910	219.51	196.19
Dairy	90,281	92,697	3.9	3.5	18,084,817	16,429,957	4.7	4.2	80,458	82,120	4,531,164	4,259,256	19,285	14,070	98.68	80.57
Poultry	59,274	54,071	2.6	2.0	6,001,232	4,899,198	1.6	1.2	41,264	40,504	1,154,765	1,024,603	10,784	7,716	107.76	84.67
Other livestock	186,052	209,296	8.0	7.9	150,292,964	143,141,011	38.8	36.3	146,037	175,079	10,436,598	10,974,860	34,710	22,105	42.05	32.70
General crop	42,749	50,443	1.8	1.9	10,264,712	10,244,927	2.7	2.6	42,733	50,312	4,005,723	3,891,698	18,352	11,637	80.86	60.67
General livestock	8,796	22,861	0.4	0.9	1,643,412	3,478,606	0.4	0.9	8,394	21,781	424,462	944,131	14,149	9,054	76.09	59.86
Crop and livestock	59,187	99,332	2.6	3.7	14,541,048	19,064,083	3.8	4.8	59,132	99,104	4,575,307	6,078,798	16,976	10,803	72.34	57.62
Miscellaneous	15,264	22,209	0.7	0.8	7,022,151	6,995,691	1.8	1.8	12,489	18,230	459,541	550,842	27,073	14,878	67.03	49.13
The West	422,450	461,364	100.0	100.0	337,486,845	324,325,385	100.0	100.0	336,429	378,489	38,702,817	39,961,630	41,791	28,807	62.46	46.51
Commercial	294,399	322,534	69.7	69.9	291,765,073	280,191,682	86.4	86.4	258,246	286,265	37,749,339	38,754,967	54,435	36,486	59.97	44.11
Cash-grain	45,003	49,578	10.7	10.7	46,408,442	43,744,634	13.8	13.5	45,003	49,578	16,105,658	16,667,176	71,273	47,398	69.57	54.55
Cotton	11,603	9,688	2.7	2.1	5,663,336	3,464,696	1.7	1.1	11,603	9,688	2,659,170	1,951,588	104,146	60,323	230.95	173.28
Other field-crop	11,433	13,024	2.7	2.8	2,844,524	2,579,680	0.8	0.8	11,433	13,024	1,474,761	1,430,223	48,631	34,098	207.14	177.97
Vegetable	7,207	9,622	1.7	2.1	1,350,298	1,346,281	0.4	0.4	7,207	9,622	747,541	836,022	88,649	50,002	464.29	370.27
Fruit-and-nut	45,514	46,415	10.8	10.1	3,386,679	3,005,676	1.0	0.9	45,514	46,405	1,703,187	1,668,222	54,849	39,498	848.47	632.50
Dairy	44,974	48,187	10.6	10.4	7,423,626	7,861,513	2.2	2.4	36,730	40,690	1,943,408	1,997,342	32,869	23,833	203.82	149.00
Poultry	21,278	27,392	5.0	5.9	1,206,878	1,508,048	0.4	0.5	10,231	14,331	244,670	347,581	20,761	15,301	388.66	280.24
Other livestock	68,271	70,486	16.2	15.3	208,161,696	199,798,907	61.7	61.6	52,970	58,157	8,342,603	9,088,233	61,519	43,463	21.98	16.16
General crop	16,934	17,156	4.0	3.7	6,379,774	6,436,289	1.9	2.0	16,910	16,996	2,589,508	2,300,194	61,459	39,722	173.96	112.49
General livestock	2,343	5,006	0.6	1.1	852,199	1,441,166	0.3	0.4	2,175	4,674	158,410	311,900	24,437	17,030	72.76	60.85
Crop and livestock	13,215	17,717	3.1	3.8	6,238,009	7,597,495	1.8	2.3	13,213	17,625	1,645,748	2,040,979	40,976	27,102	90.55	65.64
Miscellaneous	6,624	8,263	1.6	1.8	1,849,612	1,407,297	0.5	0.4	5,257	5,475	134,675	115,507	35,566	25,214	130.77	137.88
NEW ENGLAND																
Maine	23,371	30,368	100.0	100.0	3,625,946	4,213,183	100.0	100.0	20,263	27,917	805,559	938,904	9,330	7,570	60.47	54.06
Commercial	13,215	15,790	56.5	52.0	2,721,515	2,950,943	75.1	70.0	12,129	14,889	671,424	721,090	12,438	10,249	60.21	54.64
Cash-grain	40	90	0.2	0.3	12,895	12,130	0.4	0.3	40	90	2,065	2,765	17,920	4,691	65.12	37.28
Other field-crop	3,274	4,192	14.0	13.8	707,103	895,028	19.5	21.2	3,274	4,192	268,345	307,403	17,667	16,313	81.44	76.20
Vegetable	242	335	1.0	1.1	34,406	45,250	0.9	1.1	242	335	8,042	10,880	12,473	12,900	76.36	90.54
Fruit-and-nut	652	587	2.8	1.9	164,037	160,859	4.5	3.8	652	587	30,418	27,641	10,984	9,985	44.21	35.39
Dairy	4,578	4,999	19.6	16.5	1,009,603	986,080	27.8	23.4	4,463	4,909	242,685	240,161	10,425	8,100	47.60	40.97
Poultry	2,303	2,786	9.9	9.2	235,929	249,688	6.5	5.9	1,491	2,131	41,128	43,116	11,202	7,154	107.41	82.42
Other livestock	493	583	2.1	1.9	105,531	115,007	2.9	2.7	438	548	18,435	20,444	9,295	7,663	41.53	39.58
General crop	446	410	1.9	1.4	99,316	83,635	2.7	2.0	446	404	23,915	16,382	9,140	7,092	41.83	34.49
General livestock	79	206	0.3	0.7	31,535	37,210	0.9	0.9	79	206	3,587	7,980	9,447	13,028	26.42	71.91
Crop and livestock	184	469	0.8	1.5	42,130	103,685	1.2	2.5	184	469	7,445	18,963	8,500	9,058	35.26	40.06
Miscellaneous	924	1,133	4.0	3.7	279,030	262,371	7.7	6.2	820	1,018	25,359	25,355	10,153	6,278	32.70	25.95
New Hampshire	10,423	13,382	100.0	100.0	1,489,009	1,722,019	100.0	100.0	8,263	11,476	255,476	293,227	11,595	8,950	83.49	72.68
Commercial	5,435	6,385	52.1	47.7	1,060,228	1,130,154	71.2	65.6	4,470	5,479	204,747	207,979	14,836	11,415	78.66	67.31
Cash-grain	6	5	0.1	(Z)	1,605	300	0.1	(Z)	6	5	500	180	50,000	8,500	50.00	141.67
Other field-crop	66	87	0.6	0.7	22,975	18,247	1.5	1.1	66	87	7,167	6,345	20,554	11,146	55.30	52.82
Vegetable	85	70	0.8	0.5	7,985	6,925	0.5	0.4	85	70	2,790	1,665	15,698	10,590	185.86	101.03
Fruit-and-nut	110	219	1.1	1.6	27,260	46,734	1.8	2.7	110	219	5,295	11,070	21,721	16,863	108.25	85.19
Dairy	2,512	3,003	24.1	22.4	639,074	684,511	42.9	39.8	2,447	2,938	143,474	138,962	15,225	11,918	61.95	53.81
Poultry	1,707	2,077	16.4	15.5	130,975	166,228	8.8	9.7	897	1,306	14,951	20,568	13,506	9,773	182.08	133.71
Other livestock	264	259	2.5	1.9	75,410	57,200	5.1	3.3	249	219	4,415	6,544	21,766	11,773	71.01	55.91
General crop	239	153	2.3	1.1	53,107	27,350	3.6	1.6	239	153	10,879	5,546	11,041	8,768	48.30	59.79
General livestock	20	50	0.2	0.4	3,730	13,840	0.3	0.8	20	50	660	2,360	7,667	6,278	40.93	20.63
Crop and livestock	68	162	0.7	1.2	22,425	42,954	1.5	2.5	68	162	2,566	8,628	11,969	12,905	33.16	48.02
Miscellaneous	358	300	3.4	2.2	75,682	65,865	5.1	3.8	283	270	7,050	6,111	14,163	14,728	70.23	73.22

Z 0.05 percent or less.

Table 3.—NUMBER OF FARMS, LAND IN FARMS, FARMS REPORTING AND ACRES OF CROPLAND HARVESTED, AND AVERAGE VALUE OF LAND AND BUILDINGS, FOR COMMERCIAL FARMS, BY TYPE OF FARM, BY REGIONS AND STATES: CENSUSES OF 1954 AND 1950—Continued

[Data are based on reports for only a sample of farms. See text]

Region, State, and type of farm	Number of farms				All land in farms (acres)				Cropland harvested				Value of farms—land and buildings (dollars)			
	Total		Percent distribution		Total		Percent distribution		Farms reporting		Acres		Average per farm		Average per acre	
	1954	1950	1954	1950	1954	1950	1954	1950	1954	1949	1954	1949	1954	1950	1954	1950
NEW ENGLAND-Con.																
Vermont	15,999	19,043	100.0	100.0	3,312,632	3,536,756	100.0	100.0	14,694	18,101	809,176	851,879	12,579	10,309	61.42	55.80
Commercial	11,896	13,082	74.4	68.7	2,990,319	3,025,460	90.3	85.5	11,516	12,805	758,500	759,804	14,540	12,064	58.41	52.27
Cash-grain	5	...	(z)	...	330	...	(z)	...	5	...	35	...	15,000	...	223.88	...
Other field-crop	62	111	0.4	0.6	20,346	27,380	0.6	0.8	62	111	4,555	5,800	17,160	10,461	56.77	42.70
Vegetable	30	30	0.2	0.2	2,605	2,050	0.1	0.1	30	30	735	580	13,242	4,600	152.50	57.50
Fruit-and-nut	88	74	0.6	0.4	20,475	21,826	0.6	0.6	88	74	8,105	6,140	25,258	22,535	115.20	64.74
Dairy	9,930	10,823	62.1	56.8	2,649,424	2,600,467	80.0	73.5	9,895	10,798	690,369	680,389	14,845	12,307	56.39	51.26
Poultry	596	761	3.7	4.0	35,580	70,970	1.1	2.0	341	564	7,756	13,539	10,542	8,436	180.39	91.08
Other livestock	380	391	2.4	2.1	69,655	91,589	2.1	2.6	315	381	13,557	16,967	12,793	12,979	70.26	56.28
General crop	255	226	1.6	1.2	56,364	59,231	1.7	1.7	255	226	14,390	13,690	12,248	18,083	53.43	69.95
General livestock	55	90	0.3	0.5	10,260	13,675	0.3	0.4	55	90	2,455	2,795	17,200	7,156	93.63	52.72
Crop and livestock	112	142	0.7	0.7	24,290	35,585	0.7	1.0	112	142	5,892	6,449	9,212	8,056	39.31	33.30
Miscellaneous	383	434	2.4	2.3	100,990	102,687	3.0	2.9	358	389	10,651	13,455	14,309	10,011	54.33	44.81
Massachusetts	17,316	22,205	100.0	100.0	1,427,059	1,641,697	100.0	100.0	12,935	16,894	336,279	375,405	16,448	13,536	218.35	187.89
Commercial	10,961	13,173	63.3	59.3	1,105,317	1,208,488	77.5	73.6	8,541	10,122	291,789	304,260	19,721	16,109	212.28	176.12
Cash-grain	5	...	(z)	...	300	...	(z)	...	5	...	30	...	15,000	...	250.00	...
Other field-crop	690	816	4.0	3.7	51,939	57,690	3.6	3.5	690	816	18,268	23,130	17,623	16,271	249.81	254.92
Vegetable	630	744	3.6	3.4	24,840	32,515	1.7	2.0	630	744	12,150	14,688	16,197	16,410	486.97	344.59
Fruit-and-nut	816	762	4.7	3.4	92,095	71,065	6.5	4.3	816	762	27,110	22,258	29,400	20,685	272.37	230.30
Dairy	3,926	4,515	22.7	20.3	651,835	688,986	45.7	42.0	3,751	4,319	184,493	184,208	21,084	16,863	131.52	111.61
Poultry	3,130	4,202	18.1	18.9	122,325	175,236	8.6	10.7	1,270	2,016	16,833	26,085	13,983	12,601	367.70	299.04
Other livestock	458	561	2.6	2.5	59,355	70,636	4.2	4.3	318	414	10,130	11,089	18,354	14,727	159.90	117.65
General crop	252	212	1.5	1.0	31,692	30,535	2.2	1.9	252	212	8,635	7,425	16,485	20,593	135.25	137.94
General livestock	45	61	0.3	0.3	7,480	11,230	0.5	0.7	45	56	1,620	2,338	27,800	17,188	164.01	86.48
Crop and livestock	86	158	0.5	0.7	13,125	22,346	0.9	1.4	86	153	3,735	5,258	27,849	26,080	160.80	164.35
Miscellaneous	923	1,142	5.3	5.1	50,331	48,249	3.5	2.9	678	630	8,785	7,781	31,048	22,879	793.88	549.95
Rhode Island	1,953	2,606	100.0	100.0	142,190	194,218	100.0	100.0	1,242	1,866	27,612	42,553	21,760	16,844	309.84	229.98
Commercial	1,103	1,585	56.5	60.8	102,795	143,098	72.3	73.7	762	1,195	24,042	36,779	29,226	20,420	321.03	222.45
Cash-grain	5	...	0.3	...	150	...	0.1	...	5	...	110	...	30,000	...	1000.00	...
Other field-crop	40	102	2.0	3.9	3,360	13,147	2.4	6.8	40	102	1,150	6,604	12,921	27,407	166.88	171.71
Vegetable	55	95	2.8	3.6	2,530	2,445	1.8	1.3	55	95	960	1,525	25,000	20,689	1023.39	777.77
Fruit-and-nut	15	35	0.8	1.3	610	5,130	0.4	2.6	15	35	280	1,760	12,000	31,400	363.64	186.46
Dairy	489	595	25.0	22.8	65,795	78,335	46.3	40.3	444	550	17,250	19,735	37,403	22,999	251.28	167.68
Poultry	291	532	14.9	20.4	14,680	25,571	10.3	13.2	81	262	921	2,346	18,145	13,264	343.22	269.51
Other livestock	73	75	3.7	2.9	8,585	12,370	6.0	6.4	47	65	1,291	3,780	19,268	33,518	173.05	195.08
General crop	15	5	0.8	0.2	2,805	110	2.0	0.1	15	5	995	100	15,000	...	1363.64	...
General livestock	...	6	...	0.2	...	2,535	...	1.3	...	6	...	47	...	...	...	...
Crop and livestock	10	15	0.5	0.6	1,430	595	1.0	0.3	10	15	355	155	39,400	9,000	275.52	187.50
Miscellaneous	110	125	5.6	4.8	2,850	2,860	2.0	1.5	50	60	730	727	47,947	27,326	1765.50	1090.87
Connecticut	12,754	15,587	100.0	100.0	1,144,677	1,293,524	100.0	100.0	9,888	12,601	284,276	317,303	23,877	20,023	289.06	248.33
Commercial	7,761	9,154	60.9	58.7	912,260	982,917	79.7	76.0	6,331	7,588	252,405	269,227	28,977	24,104	271.03	229.22
Cash-grain	10	5	0.1	(z)	810	750	0.1	0.1	10	5	480	300	7,100	20,000	87.65	133.33
Other field-crop	710	800	5.6	5.1	57,493	61,385	5.0	4.7	710	800	26,839	29,734	36,051	34,529	476.60	432.49
Vegetable	255	368	2.0	2.4	16,565	17,715	1.4	1.4	255	368	9,035	8,520	26,892	21,613	387.08	405.72
Fruit-and-nut	311	287	2.4	1.8	33,040	27,563	2.9	2.1	311	287	11,843	10,578	29,834	30,189	281.14	350.14
Dairy	3,236	3,845	25.4	24.7	597,560	630,239	52.2	48.7	3,166	3,744	171,025	173,562	34,003	25,184	195.44	157.35
Poultry	2,386	2,773	18.7	17.8	113,379	139,719	9.9	10.8	1,121	1,525	14,210	19,911	20,160	16,596	477.68	345.37
Other livestock	268	335	2.1	2.1	47,305	52,086	4.1	4.0	233	295	7,128	11,750	35,676	24,226	220.37	166.62
General crop	190	155	1.5	1.0	23,765	17,385	2.1	1.3	190	155	7,370	4,595	24,786	28,418	204.84	252.10
General livestock	11	80	0.1	0.5	2,110	13,245	0.2	1.0	11	80	343	3,185	27,727	30,451	144.55	170.56
Crop and livestock	40	46	0.3	0.3	3,310	4,465	0.3	0.3	40	46	1,310	1,766	25,364	22,431	306.51	239.61
Miscellaneous	344	460	2.7	3.0	16,923	18,365	1.5	1.4	284	283	2,822	5,326	39,851	37,018	869.84	794.79
MIDDLE ATLANTIC																
New York	105,671	124,780	100.0	100.0	15,103,719	16,127,010	100.0	100.0	95,409	114,601	5,591,089	5,845,293	15,181	11,841	107.51	91.97
Commercial	77,315	87,967	73.2	70.5	13,331,536	13,797,887	88.3	85.6	73,567	83,564	5,242,799	5,326,128	17,367	13,513	101.43	86.26
Cash-grain	3,804	2,974	3.6	2.4	538,212	407,725	3.6	2.5	3,804	2,974	298,015	223,478	15,027	11,337	105.09	82.99
Other field-crop	1,082	1,765	1.0	1.4	183,388	272,829	1.2	1.7	1,082	1,765	106,480	134,049	72,679	32,373	412.89	200.95
Vegetable	2,344	3,614	2.2	2.9	226,690	283,687	1.5	1.8	2,344	3,614	137,234	159,896	24,581	19,152	252.19	245.75
Fruit-and-nut	3,781	3,445	3.6	2.8	404,264	327,395	2.7	2.0	3,776	3,445	230,128	184,063	24,239	18,791	240.99	201.97
Dairy	49,182	55,169	46.5	44.2	10,004,526	10,355,154	66.2	64.2	48,821	54,745	3,755,136	3,836,212	15,063	12,232	74.80	65.41
Poultry	6,963	9,260	6.6	7.4	459,310	596,806	3.0	3.7	4,453	6,258	139,716	181,463	14,827	12,440	225.34	189.27
Other livestock	3,406	3,406	3.2	2.7	561,653	509,942	3.7	3.2	3,158	3,170	174,127	148,191	23,549	12,166	146.04	82.92
General crop	2,079	1,780	2.0	1.4	321,596	259,735	2.1	1.6	2,079	1,779	139,949	126,250	15,716	13,318	100.65	101.76
General livestock	548	1,030	0.5	0.8	100,416	152,008	0.7	0.9	548	1,015	39,443	61,499	14,582	11,545	84.63	78.30
Crop and livestock	2,083	3,093	2.0	2.5	369,235	472,935	2.4	2.9	2,083	3,088	195,156	236,049	18,560	12,756	105.96	85.09
Miscellaneous	2,043	2,431	1.9	1.9	162,246	159,671	1.1	1.0	1,419	1,711	27,415	34,978	32,368	26,887	434.41	371.55
New Jersey	22,695	24,779	100.0	100.0	1,677,048	1,734,938	100.0	100.0	15,352	17,598	796,432	796,228	27,663	19,642	400.70	294.64
Commercial	17,086	18,055	75.3	72.9	1,524,858	1,518,863	90.9	87.5	11,818	13,195	764,920	746,579	31,802	22,077	379.86	274.58
Cash-grain	952	327	4.2	1.3	109,466	48,262	6.5	2.8	952	327	72,151	27,165	37,159	25,500	317.26	169.71
Other field-crop	515	866	2.3	3.5	49,435	105,600	2.9	6.1	515	866	39,165	75,856	28,518	26,151	323.35	216.67
Vegetable	2,199	2,888	9.7	11.7	216,616	243,794	12.9	14.1	2,199	2,888	132,231	143,275	32,993	17,272	336.66	213.80
Fruit-and-nut	908	871	4.0	3.5	150,725	107,066	9.0	6.2	908	871	59,587	39,975	43,527	23,861	263.64	203.44
Dairy	3,643	4,041	16.1	16.3	659,465	641,857	39.3	37.0	3,573	3,915	336,504	313,938	43,354	26,289	248.31	168.23
Poultry	6,679	6,577	29.4	26.5	168,146	188,743	10.0	10.9	1,956	2,436	44,170	58,449	22,657	19,925	953.64	710.87
Other livestock	564	553	2.5	2.2	61,290	52,508	3.7	3.0	354	356	19,559	15,555	33,664	21,969	329.72	273.31
General crop	321	430	1.4	1.7	41,358	51,578	2.5	3.0	321	430	26,760	35,293	39,138	20,883	311.38	187.88
General livestock	60	85	0.3	0.3	6,010	9,105	0.4	0.5	55	80	3,620	5,125	24,310	24,426	265.10	239.97
Crop and livestock	242	347	1.1	1.4	30,837	36,755	1.8	2.1	242	347	16,633	18,181	41,944	15,853	327.06	173.46
Miscellaneous	1,003	1,070	4.4	4.3	31,510	33,595	1.9	1.9	743	679	14,540	13,767	35,153	30,070	1105.38	964.43
Pennsylvania	128,833	146,751	100.0	100.0	13,178,105	14,178,874	100.0	100.0	114,908	132,027	5,491,233	5,700,322	13,509	10,361	134.48	107.53
Commercial	82,353	88,319	63.9	60.2	10,780,414	10,958,247	81.8	77.3	78,371	83,487	4,952,334	4,911,832	16,986	12,795	130.73	103.04
Cash-grain	6,906	3,259	5.4	2.2	858,818	421,507	6.5	3.0	6,906	3,259	434,913	217,513	14,396	13,568	117.47	106.04
Other field-crop	1,332	2,076	1.0	1.4	178,082	233,014	1.4	1.6	1,332	2,076	101,602	118,445	24,302	15,466	173.08	134.50
Vegetable	810	1,044	0.6	0.7	78,696	108,581	0.6	0.8	810	1,044	43,791	62,294	42,875	18,515	418.71	183.47
Fruit-and-nut	1,689	1,294	1.3	0.9	189,607	149,746	1.4	1.1	1,689	1,294	105,499	88,856	23,742	25,398	227.70	218.27
Dairy	38,295	43,541	29.7	29.7	5,988,953	6,402,081	45.4	45.2	38,015	43,201	2,689,337	2,818,924	16,502	11,989	106.53	81.99
Poultry	11,851	14,961	9.2	10.2	731,492	926,850	5.6	6.5	9,045	11,724	318,917	384,586	12,073	9,618	190.95	152.36
Other livestock	8,622	7,662	6.7	5.2	1,206,227	1,064,124	9.2	7.5	8,341	7,327	469,858	397,439	19,266	13,895	140.45	100.81
General crop	1,508	1,296	1.2	0.9	188,625	194,990	1.4	1.4	1,508	1,296	92,640	95,014	19,591	17,918	161.12	122.28
General livestock	3,165	4,614	2.5	3.1	406,131	549,067	3.1	3.9	3,145	4,574	207,239	280,781	18,564	13,768	144.13	116.73
Crop and livestock	6,095	6,108	4.7	4.2	821,980	747,217	6.2	5.3	6,095	6,108	458,413	415,114	19,687	15,675	148.40	128.64
Miscellaneous	2,080	2,464	1.6	1.7	131,803	161,070	1.0	1.1	1,485	1,584	30,125	32,866	21,857	20,340	338.72	265.50

Z 0.05 percent or less.

Table 3.—NUMBER OF FARMS, LAND IN FARMS, FARMS REPORTING AND ACRES OF CROPLAND HARVESTED, AND AVERAGE VALUE OF LAND AND BUILDINGS, FOR COMMERCIAL FARMS, BY TYPE OF FARM, BY REGIONS AND STATES: CENSUSES OF 1954 AND 1950—Continued

[Data are based on reports for only a sample of farms. See text]

Region, State, and type of farm	Number of farms				All land in farms (acres)				Cropland harvested				Value of farms—land and buildings (dollars)			
	Total		Percent distribution		Total		Percent distribution		Farms reporting		Acres		Average per farm		Average per acre	
	1954	1950	1954	1950	1954	1950	1954	1950	1954	1949	1954	1949	1954	1950	1954	1950
EAST NORTH CENTRAL																
Ohio	177,098	199,220	100.0	100.0	20,071,381	21,049,530	100.0	100.0	157,546	176,488	10,413,624	10,377,521	21,041	14,563	185.43	136.81
Commercial	123,457	134,595	69.7	67.6	17,660,881	18,089,918	88.0	85.9	117,795	127,544	9,902,598	9,713,560	26,362	18,151	183.32	134.33
Cash-grain	35,626	21,687	20.1	10.9	5,393,285	3,491,903	26.9	16.6	35,626	21,687	3,741,284	2,456,604	32,066	25,990	212.04	157.18
Other field-crop	2,747	2,827	1.6	1.4	293,445	308,333	1.5	1.5	2,707	2,827	95,638	99,031	13,917	9,906	125.37	89.49
Vegetable	1,001	1,413	0.6	0.7	55,165	83,501	0.3	0.4	1,001	1,413	35,069	46,667	18,553	15,672	359.52	269.88
Fruit-and-nut	1,400	1,377	0.8	0.7	137,985	126,738	0.7	0.6	1,400	1,377	56,385	57,016	19,653	16,880	206.43	187.33
Dairy	25,811	32,556	14.6	16.3	3,613,368	4,142,634	18.0	19.7	24,711	31,050	1,656,292	1,816,187	20,331	13,732	144.86	108.32
Poultry	5,877	7,510	3.3	3.8	355,784	446,127	1.8	2.1	4,052	5,428	141,791	181,995	14,985	10,485	217.12	170.17
Other livestock	28,714	34,316	16.2	17.2	4,725,438	5,282,131	23.5	25.1	26,588	31,844	2,420,177	2,626,811	28,908	19,345	173.51	125.49
General crop	1,737	1,232	1.0	0.6	250,400	142,925	1.2	0.7	1,737	1,232	136,413	86,837	28,282	19,785	197.81	165.42
General livestock	6,565	13,862	3.7	7.0	863,460	1,669,090	4.3	7.9	6,400	13,442	447,440	903,100	20,696	15,358	159.11	126.98
Crop and livestock	12,454	15,899	7.0	8.0	1,891,253	2,312,406	9.4	11.0	12,454	15,899	1,150,800	1,413,957	28,252	21,022	187.40	145.61
Miscellaneous	1,525	1,916	0.9	1.0	81,298	84,130	0.4	0.4	1,119	1,345	21,309	25,355	30,874	25,887	559.24	561.80
Indiana	153,697	166,638	100.0	100.0	19,258,594	19,718,523	100.0	100.0	131,385	142,733	11,355,934	11,070,796	25,261	16,518	194.68	137.09
Commercial	115,182	123,222	74.9	73.9	17,807,547	17,992,829	92.5	91.2	107,465	114,072	11,001,068	10,638,956	30,965	20,349	195.21	137.09
Cash-grain	39,395	22,458	25.6	13.5	6,921,277	4,257,071	35.9	21.6	39,395	22,458	4,841,340	3,044,073	34,756	27,528	198.44	143.72
Other field-crop	1,673	1,701	1.1	1.0	188,453	205,850	1.0	1.0	1,673	1,701	67,263	80,863	12,145	11,200	112.01	86.50
Vegetable	630	654	0.4	0.4	43,865	46,887	0.2	0.2	630	654	31,860	27,484	20,086	11,544	284.82	153.00
Fruit-and-nut	340	516	0.2	0.3	23,985	45,903	0.1	0.2	340	516	10,445	21,943	13,698	15,443	182.94	168.75
Dairy	12,115	16,057	7.9	9.6	1,563,164	1,920,270	8.1	9.7	10,920	14,482	791,577	974,484	23,300	15,129	174.39	125.33
Poultry	5,937	6,813	3.9	4.1	335,680	414,184	1.7	2.1	3,442	4,566	147,516	172,483	14,400	9,282	211.37	144.04
Other livestock	36,496	46,281	23.7	27.8	5,934,497	7,104,343	30.8	36.0	32,894	42,022	3,440,370	3,928,105	34,669	21,694	203.08	139.65
General crop	759	767	0.5	0.5	107,781	112,397	0.6	0.6	759	757	62,236	69,979	23,531	18,696	164.36	131.61
General livestock	5,446	12,755	3.5	7.7	731,009	1,547,145	3.8	7.8	5,241	12,070	411,866	875,320	22,824	15,193	170.60	123.14
Crop and livestock	11,855	14,235	7.7	8.5	1,939,001	2,289,085	10.1	11.6	11,855	14,230	1,188,945	1,430,491	30,188	21,773	185.12	135.83
Miscellaneous	536	985	0.3	0.6	18,835	49,694	0.1	0.3	316	616	7,650	13,731	23,830	18,491	714.11	280.95
Illinois	175,705	195,212	100.0	100.0	30,462,749	30,991,429	100.0	100.0	158,856	174,787	20,609,672	20,372,700	40,883	28,279	229.86	174.59
Commercial	147,801	160,867	84.1	82.4	29,430,074	29,712,349	96.6	95.9	142,068	152,950	20,302,569	20,005,904	46,824	32,767	231.63	175.19
Cash-grain	69,296	60,172	39.4	30.8	15,301,659	13,160,130	50.2	42.5	69,296	60,172	11,633,666	10,179,706	55,930	44,361	253.06	201.17
Cotton	85	151	(z)	0.1	5,320	8,226	(z)	(z)	85	151	2,665	3,570	4,289	3,419	68.56	63.95
Other field-crop	115	111	0.1	0.1	16,460	17,730	0.1	0.1	115	111	10,610	10,855	25,522	24,799	174.92	154.26
Vegetable	907	1,296	0.5	0.7	114,209	104,871	0.4	0.3	907	1,296	93,123	80,065	51,306	24,313	405.14	294.49
Fruit-and-nut	558	754	0.3	0.4	82,164	95,529	0.3	0.3	558	754	38,338	48,989	18,224	16,097	120.52	131.81
Dairy	13,302	15,866	7.6	8.1	2,075,012	2,289,952	6.8	7.4	12,687	14,891	1,261,532	1,386,244	32,050	23,478	202.34	162.32
Poultry	3,232	4,800	1.8	2.5	162,085	227,057	0.5	0.7	1,522	2,762	70,352	89,745	13,829	7,917	211.40	155.45
Other livestock	43,830	51,106	24.9	26.2	8,821,387	9,509,926	29.0	30.7	40,787	47,032	5,364,056	5,499,600	44,545	29,804	215.23	158.72
General crop	596	923	0.3	0.5	105,123	159,532	0.3	0.5	596	917	59,467	93,390	32,133	20,038	172.48	119.05
General livestock	3,276	7,481	1.9	3.8	473,795	995,872	1.6	3.2	3,126	7,076	284,374	570,891	26,042	16,804	177.06	125.29
Crop and livestock	11,732	16,907	6.7	8.7	2,240,789	3,095,152	7.4	10.0	11,732	16,906	1,465,945	2,018,255	34,834	25,137	182.41	136.96
Miscellaneous	872	1,300	0.5	0.7	32,071	48,372	0.1	0.2	657	882	18,441	24,594	36,125	24,399	1,198.10	566.97
Michigan	138,943	155,519	100.0	100.0	16,492,349	17,302,432	100.0	100.0	127,190	144,590	7,727,134	7,849,486	15,508	10,932	131.00	98.47
Commercial	98,161	106,847	70.6	68.7	14,278,632	14,557,470	86.6	84.1	95,092	103,649	7,187,787	7,122,935	18,545	12,913	127.83	94.67
Cash-grain	21,441	14,972	15.4	9.6	2,875,117	1,998,359	17.4	11.5	21,441	14,972	1,818,467	1,291,129	21,161	15,511	159.34	116.37
Other field-crop	1,525	1,977	1.1	1.3	282,553	341,726	1.7	2.0	1,525	1,977	133,674	150,858	21,078	14,260	117.17	83.67
Vegetable	2,090	2,600	1.5	1.7	137,168	172,087	0.8	1.0	2,090	2,600	69,550	83,131	15,776	11,220	239.14	168.87
Fruit-and-nut	4,390	4,736	3.2	3.0	402,000	411,993	2.4	2.4	4,390	4,736	215,461	217,242	21,652	16,503	241.80	190.06
Dairy	37,562	45,800	27.0	29.4	6,096,121	6,658,460	37.0	38.5	36,787	45,085	2,815,307	3,026,093	16,729	11,633	103.64	80.30
Poultry	4,653	5,266	3.3	3.4	277,486	331,936	1.7	1.9	3,352	4,119	118,021	142,273	11,513	8,930	183.13	137.54
Other livestock	10,400	10,857	7.5	7.0	1,744,468	1,744,709	10.6	10.1	9,723	10,101	743,691	716,193	20,074	13,772	117.25	85.68
General crop	2,609	1,983	1.9	1.3	380,129	289,366	2.3	1.7	2,609	1,971	197,581	151,374	18,923	14,398	132.54	99.51
General livestock	3,240	5,961	2.3	3.8	469,834	781,813	2.8	4.5	3,210	5,831	239,414	398,223	17,351	11,680	120.48	88.83
Crop and livestock	8,845	11,077	6.4	7.1	1,465,707	1,684,812	8.9	9.7	8,845	11,072	808,410	919,808	20,922	14,274	128.09	93.79
Miscellaneous	1,406	1,618	1.0	1.0	148,049	142,209	0.9	0.8	1,120	1,185	28,211	26,611	17,853	16,191	168.50	156.59
Wisconsin	153,622	168,582	100.0	100.0	22,543,373	23,254,749	100.0	100.0	147,274	162,759	9,871,904	10,153,296	14,824	12,225	100.93	88.71
Commercial	135,064	145,853	87.9	86.5	21,400,450	21,762,777	94.9	93.6	132,953	143,585	9,613,480	9,786,874	15,818	13,130	100.27	88.23
Cash-grain	3,904	1,548	2.5	0.9	551,903	243,388	2.4	1.0	3,904	1,548	307,311	135,427	17,080	13,676	120.00	89.21
Other field-crop	954	1,281	0.6	0.8	197,333	229,709	0.9	1.0	954	1,281	87,720	95,089	20,801	13,848	95.17	76.82
Vegetable	918	1,184	0.6	0.7	157,315	168,424	0.7	0.7	918	1,184	99,960	94,828	27,781	22,061	167.84	159.36
Fruit-and-nut	721	612	0.5	0.4	133,310	98,362	0.6	0.4	721	612	30,871	24,337	24,171	20,216	148.80	135.36
Dairy	107,350	116,529	69.9	69.1	16,781,787	17,011,845	74.4	73.2	106,595	115,829	7,444,375	7,622,035	15,047	12,579	96.86	86.56
Poultry	2,447	2,826	1.6	1.7	177,725	207,471	0.8	0.9	1,761	2,213	66,795	78,686	10,506	10,456	132.12	134.69
Other livestock	10,327	11,337	6.7	6.7	2,000,356	2,140,634	8.9	9.2	9,895	11,046	896,320	978,325	19,986	16,644	102.69	88.10
General crop	1,278	1,278	0.8	0.8	169,045	195,602	0.7	0.8	1,278	1,243	86,768	93,710	15,085	13,887	117.72	90.76
General livestock	2,784	4,653	1.8	2.8	490,936	783,835	2.2	3.4	2,764	4,603	253,200	383,386	19,429	14,535	111.20	86.21
Crop and livestock	3,514	3,095	2.3	1.8	628,763	504,479	2.8	2.2	3,514	3,085	329,259	258,155	18,726	16,007	105.89	96.81
Miscellaneous	867	1,510	0.6	0.9	111,977	179,028	0.5	0.8	649	941	10,901	22,896	19,739	13,376	153.53	107.62
WEST NORTH CENTRAL																
Minnesota	165,324	179,119	100.0	100.0	32,353,114	33,004,827	100.0	100.0	156,650	170,649	19,628,783	19,809,064	21,051	15,686	105.73	84.21
Commercial	146,527	157,239	88.6	87.8	31,044,054	31,431,868	96.0	95.2	142,909	153,254	19,302,446	19,421,545	22,848	17,074	106.61	84.80
Cash-grain	33,956	24,842	20.5	13.9	8,995,673	6,782,580	27.8	20.5	33,956	24,842	6,606,018	4,975,245	30,285	22,814	113.36	83.04
Other field-crop	1,142	928	0.7	0.5	435,260	321,846	1.3	1.0	1,142	928	309,948	227,218	45,970	31,583	118.02	87.14
Vegetable	489	611	0.3	0.3	78,706	81,797	0.2	0.2	489	611	57,928	57,864	33,922	17,268	199.89	150.37
Fruit-and-nut	140	220	0.1	0.1	7,470	11,950	(z)	(z)	140	220	3,035	4,185	14,939	12,494	266.56	222.66
Dairy	49,812	50,118	30.1	28.0	8,891,323	8,213,639	27.5	24.9	49,037	49,348	4,285,555	3,865,400	14,427	11,087	80.57	67.49
Poultry	4,636	6,289	2.8	3.5	458,114	641,496	1.4	1.9	3,161	4,781	224,363	314,261	12,884	9,749	115.95	92.27
Other livestock	28,040	35,492	17.0	19.8	6,004,160	7,252,827	18.6	22.0	26,902	34,311	3,838,040	4,666,724	27,854	21,089	128.16	102.29
General crop	1,865	1,228	1.1	0.7	544,313	340,153	1.7	1.0	1,865	1,228	315,662	183,673	20,779	15,324	72.69	56.09
General livestock	9,960	18,216	6.0	10.2	1,808,185	3,287,256	5.6	10.0	9,830	17,996	1,129,418	2,074,740	20,693	16,050	113.45	88.68
Crop and livestock	15,914	18,328	9.6	10.2	3,752,901	4,383,426	11.6	13.3	15,914	18,318	2,517,991	3,027,742	26,756	20,956	112.95	87.46
Miscellaneous	573	967	0.3	0.5	67,949	114,898	0.2	0.3	473	671	14,488	24,493	16,398	12,543	135.32	99.08
Iowa	193,009	203,155	100.0	100.0	34,161,686	34,284,909	100.0	100.0	180,852	191,176	22,535,411	22,547,610	36,090	27,563	198.91	160.98
Commercial	178,238	187,702	92.3	92.4	33,730,172	33,773,391	98.7	98.5	172,426	181,013	22,402,270	22,367,399	38,156	29,128	198.40	160.46
Cash-grain	40,097	26,244	20.8	12.9	8,008,178	5,233,596	23.4	15.3	40,097	26,244	6,020,538	4,016,036	43,533	35,473	217.82	176.36
Other field-crop	43	62	(z)	(z)	12,534	12,625	(z)	(z)	43	62	10,992	10,600	74,197	38,361	227.93	205.84
Vegetable	170	314	0.1	0.2	21,095	27,011	0.1	0.1	170	314	15,055	16,936	29,311	16,327	254.80	187.21
Fruit-and-nut	15	130	(z)	0.1	470	3,045	(z)	(z)	15	130	300	1,710	12,000	9,318	285.71	361.84
Dairy	8,540	7,907	4.4	3.9	1,265,774	1,099,808	3.7	3.2	8,065	7,322	703,435	586,391	26,200	19,205	172.49	135.60
Poultry	3,198	4,017	1.7	2.0	188,065	238,777	0.6	0.7	1,748	2,638	101,735	131,143	17,459	11,750	221.39	188.79
Other livestock	104,799	120,306	54.3	59.2	20,477,123	22,336,351	59.9	65.2	101,222	116,278	12,982,096	14,228,955	38,257	29,331	192.66	157.12
General crop	412	535	0.2	0.3	59,295	98,034	0.2	0.3	412	535	39,914	64,494	24,999	22,899	173.45	130.84
General livestock	5,616	11,447	2.9	5.6	816,125	1,583,407	2.4	4.6	5,371	10,972	507,470	1,021,469	26,514	20,772	178.25	149.35
Crop and livestock	15,094	16,242	7.8	8.0	2,869,464	3,120,657	8.4	9.1	15,094	16,242	2,014,546	2,278,474	37,721	32,467	199.78	168.38
Miscellaneous	254	498	0.1	0.2	12,049	20,080	(z)	0.1	189	276	6,189	11,191	25,338	22,571	736.97	441.56

z 0.05 percent or less.

Table 3.—NUMBER OF FARMS, LAND IN FARMS, FARMS REPORTING AND ACRES OF CROPLAND HARVESTED, AND AVERAGE VALUE OF LAND AND BUILDINGS, FOR COMMERCIAL FARMS, BY TYPE OF FARM, BY REGIONS AND STATES: CENSUSES OF 1954 AND 1950—Continued

[Data are based on reports for only a sample of farms. See text]

Region, State, and type of farm	Number of farms				All land in farms (acres)				Cropland harvested				Value of farms —land and buildings (dollars)			
	Total		Percent distribution		Total		Percent distribution		Farms reporting		Acres		Average per farm		Average per acre	
	1954	1950	1954	1950	1954	1950	1954	1950	1954	1949	1954	1949	1954	1950	1954	1950
West North Central-Con.																
Missouri	201,680	229,958	100.0	100.0	34,269,241	35,157,456	100.0	100.0	164,012	192,240	12,440,238	12,284,947	13,507	9,781	79.48	63.73
Commercial	140,307	164,600	69.6	71.6	29,890,720	30,571,002	87.2	87.0	130,702	152,977	11,854,902	11,604,046	17,105	11,968	80.53	64.28
Cash-grain	20,465	12,936	10.1	5.6	5,094,591	2,999,311	14.9	8.5	20,465	12,936	2,961,882	1,801,584	22,903	19,574	93.32	83.58
Cotton	11,431	13,373	5.7	5.8	1,193,721	1,157,716	3.5	3.3	11,431	13,373	966,252	889,960	16,818	11,703	180.16	136.65
Other field-crop	320	536	0.2	0.2	19,955	58,860	0.1	0.2	320	536	7,895	21,085	8,311	8,433	124.25	85.68
Vegetable	219	468	0.1	0.2	15,211	22,381	(Z)	0.1	219	468	4,815	11,667	20,498	12,813	261.97	298.81
Fruit-and-nut	298	645	0.1	0.3	36,731	73,340	0.1	0.2	298	630	11,213	19,707	13,948	9,860	110.02	88.07
Dairy	27,506	29,743	13.6	12.9	4,656,524	4,499,658	13.6	12.8	24,620	27,021	1,242,232	1,236,511	10,377	7,921	60.89	52.54
Poultry	4,445	6,979	2.2	3.0	501,181	670,190	1.5	1.9	3,086	5,043	114,218	175,513	9,212	6,244	77.14	62.77
Other livestock	59,821	78,099	29.7	34.0	14,899,914	17,028,394	43.5	48.4	54,834	71,907	4,962,728	5,644,311	18,807	12,901	75.14	59.13
General crop	1,645	1,572	0.8	0.7	382,218	325,374	1.1	0.9	1,644	1,556	215,020	169,109	23,388	17,823	102.56	89.64
General livestock	4,548	10,100	2.3	4.4	801,187	1,614,270	2.3	4.6	4,298	9,605	279,552	590,005	11,973	8,783	68.03	55.16
Crop and livestock	9,117	9,418	4.5	4.1	2,229,086	2,001,161	6.5	5.7	9,117	9,393	1,080,927	1,028,773	19,049	14,095	78.38	66.27
Miscellaneous	492	731	0.2	0.3	60,401	120,347	0.2	0.3	370	509	8,168	15,821	21,884	12,664	180.21	60.46
North Dakota	61,808	65,302	100.0	100.0	42,096,666	41,319,451	100.0	100.0	60,604	63,972	21,426,350	20,342,560	24,505	18,011	35.93	28.89
Commercial	59,546	62,650	96.3	95.9	41,591,982	40,794,368	98.8	98.7	59,116	62,002	21,308,633	20,204,770	25,128	18,515	35.94	28.86
Cash-grain	38,992	39,109	63.1	59.9	25,805,816	24,131,041	61.3	58.4	38,992	39,109	14,780,800	13,512,912	26,020	19,326	39.13	31.72
Other field-crop	830	690	1.3	1.1	473,486	365,501	1.1	0.9	830	690	358,501	268,404	57,953	40,634	100.96	75.49
Vegetable	15	5	(Z)	(Z)	290	100	(Z)	(Z)	15	5	65	35	2,000	2,000	111.11	100.00
Fruit-and-nut	...	5	...	(Z)	...	75	...	(Z)	...	5	...	15	...	8,500	...	566.67
Dairy	3,185	2,558	5.2	3.9	1,535,258	1,089,885	3.6	2.6	3,050	2,398	714,435	465,964	15,929	11,094	32.70	25.72
Poultry	296	281	0.5	0.4	75,549	40,995	0.2	0.1	211	181	41,434	23,240	14,040	7,616	49.57	45.41
Other livestock	7,740	10,170	12.5	15.6	8,319,313	9,642,356	19.8	23.3	7,535	9,842	2,697,102	3,118,103	26,504	18,487	24.73	19.99
General crop	584	321	0.9	0.5	301,318	182,425	0.7	0.4	584	321	187,857	115,203	27,365	31,929	52.91	56.49
General livestock	988	1,380	1.6	2.1	551,084	651,225	1.3	1.6	988	1,355	250,804	325,900	17,782	12,438	32.62	26.44
Crop and livestock	6,831	8,050	11.1	12.3	4,527,773	4,686,550	10.8	11.3	6,831	8,050	2,276,455	2,372,034	20,383	16,032	31.00	27.82
Miscellaneous	85	81	0.1	0.1	2,095	4,215	(Z)	(Z)	80	46	1,180	2,960	11,041	8,009	369.80	128.24
South Dakota	62,350	66,331	100.0	100.0	44,979,163	44,586,538	100.0	100.0	59,718	63,539	17,777,332	17,629,826	28,683	20,740	38.99	31.40
Commercial	59,796	62,726	95.9	94.6	44,502,372	43,242,698	98.9	97.0	58,373	61,152	17,667,643	17,431,676	29,387	21,498	38.95	31.62
Cash-grain	18,322	13,667	29.4	20.6	9,843,151	6,864,428	21.9	15.4	18,322	13,667	6,141,918	4,540,643	27,872	21,632	50.94	42.77
Other field-crop	87	98	0.1	0.1	49,871	48,690	0.1	0.1	87	98	29,298	30,823	32,047	24,383	55.76	49.80
Vegetable	25	40	(Z)	0.1	1,285	3,240	(Z)	(Z)	25	40	945	2,015	10,040	9,968	195.33	110.45
Fruit-and-nut	...	5	...	(Z)	...	30	...	(Z)	...	5	...	5	...	3,500	...	583.33
Dairy	1,518	1,931	2.4	2.9	560,466	659,740	1.2	1.5	1,433	1,801	296,794	310,117	22,640	15,049	59.34	42.93
Poultry	721	832	1.2	1.3	76,260	93,720	0.2	0.2	426	502	34,290	49,861	9,844	8,329	67.63	76.82
Other livestock	28,081	34,583	45.0	52.1	28,706,358	30,772,876	63.8	69.0	27,109	33,618	8,183,668	9,641,027	33,160	22,909	31.96	26.26
General crop	990	443	1.6	0.7	693,440	302,171	1.5	0.7	990	431	264,381	107,210	25,886	14,547	37.93	23.78
General livestock	1,830	3,212	2.9	4.8	647,013	975,015	1.4	2.2	1,789	3,132	367,609	592,704	19,739	15,711	54.86	51.22
Crop and livestock	8,152	7,822	13.1	11.8	3,909,009	3,518,659	8.7	7.9	8,152	7,816	2,347,598	2,155,701	25,385	20,658	53.10	46.74
Miscellaneous	70	93	0.1	0.1	15,519	4,129	(Z)	(Z)	40	42	1,142	1,570	13,377	21,971	62.89	126.70
Nebraska	100,733	107,174	100.0	100.0	47,556,311	47,330,568	100.0	100.0	94,567	101,127	18,849,204	19,387,069	34,395	25,939	70.78	57.58
Commercial	94,153	99,934	93.5	93.2	47,186,001	46,878,008	99.2	99.0	91,277	96,764	18,767,209	19,245,155	36,016	27,212	70.51	57.19
Cash-grain	34,613	33,088	34.4	30.9	12,553,891	11,881,638	26.4	25.1	34,613	33,088	7,122,037	6,918,343	37,775	29,452	102.92	81.25
Other field-crop	466	657	0.5	0.6	99,267	116,840	0.2	0.2	466	657	62,406	89,691	31,537	28,366	154.65	169.98
Vegetable	80	75	0.1	0.1	3,910	4,915	(Z)	(Z)	80	75	2,320	2,535	13,569	16,717	267.27	216.16
Fruit-and-nut	25	70	(Z)	0.1	1,495	3,330	(Z)	(Z)	25	70	460	2,440	13,500	13,200	1125.00	272.93
Dairy	2,839	2,912	2.8	2.7	621,509	567,373	1.3	1.2	2,543	2,511	318,447	278,895	26,067	18,542	112.85	90.44
Poultry	895	1,941	0.9	1.8	92,567	223,435	0.2	0.5	527	1,195	34,927	91,806	14,800	11,081	112.82	85.24
Other livestock	42,127	43,231	41.8	40.3	29,827,068	28,926,756	62.7	61.1	40,021	41,634	9,046,253	9,052,674	37,681	28,513	51.98	42.07
General crop	1,448	1,027	1.4	1.0	543,061	509,263	1.1	1.1	1,448	1,001	257,259	199,282	35,352	28,161	93.61	61.70
General livestock	1,624	4,557	1.6	4.3	373,695	999,935	0.8	2.1	1,569	4,302	202,031	529,870	23,333	17,490	96.59	78.28
Crop and livestock	9,914	12,107	9.8	11.3	3,063,998	3,624,881	6.4	7.7	9,913	12,087	1,719,048	2,071,559	29,518	24,302	95.38	80.05
Miscellaneous	122	269	0.1	0.3	5,540	19,642	(Z)	(Z)	72	144	2,021	8,060	27,918	23,029	469.56	265.12
Kansas	120,291	131,372	100.0	100.0	50,210,122	48,583,101	100.0	100.0	107,949	117,940	21,602,125	21,507,150	34,711	24,738	79.40	66.21
Commercial	102,526	112,338	85.2	85.5	49,107,516	47,365,479	97.8	97.5	98,681	107,517	21,327,936	21,213,329	38,699	27,553	78.80	65.44
Cash-grain	54,174	40,973	45.0	31.2	27,114,166	20,740,015	54.0	42.7	54,174	40,973	14,373,656	11,723,136	43,851	36,684	86.25	73.42
Other field-crop	68	97	0.1	0.1	19,390	21,965	(Z)	(Z)	68	97	10,175	11,985	21,328	25,976	81.64	118.25
Vegetable	152	205	0.1	0.2	11,570	9,835	(Z)	(Z)	152	205	6,259	5,640	16,537	14,188	251.17	254.07
Fruit-and-nut	76	140	0.1	0.1	8,565	11,795	(Z)	(Z)	76	140	4,483	5,625	22,606	11,013	184.61	128.50
Dairy	8,177	8,701	6.8	6.6	1,777,041	1,677,354	3.5	3.5	7,501	7,831	768,866	703,395	20,480	14,883	89.52	75.79
Poultry	1,462	2,930	1.2	2.2	128,030	285,637	0.3	0.6	832	1,843	46,238	105,265	12,847	9,621	112.65	92.49
Other livestock	25,410	36,695	21.1	27.9	15,696,687	17,479,526	31.3	36.0	23,075	34,367	4,144,496	5,493,773	40,473	26,115	63.04	54.59
General crop	1,172	994	1.0	0.8	534,613	867,087	1.1	1.8	1,172	919	219,853	145,699	41,573	40,466	98.09	49.77
General livestock	2,240	6,953	1.9	5.3	471,961	1,492,470	0.9	3.1	2,105	6,693	194,812	677,273	15,743	13,639	71.70	62.92
Crop and livestock	9,400	14,281	7.8	10.9	3,323,117	4,759,029	6.6	9.8	9,400	14,245	1,556,084	2,336,211	28,194	22,568	78.61	68.03
Miscellaneous	195	369	0.2	0.3	22,376	20,766	(Z)	(Z)	126	204	3,014	5,327	25,956	12,220	261.68	164.32
SOUTH ATLANTIC																
Delaware	6,291	7,452	100.0	100.0	813,150	855,410	100.0	100.0	5,528	6,503	410,503	386,079	18,666	12,561	152.87	115.01
Commercial	5,005	5,556	79.6	74.6	764,573	763,271	94.0	89.2	4,537	4,957	395,122	361,804	21,360	14,085	148.16	107.46
Cash-grain	1,147	611	18.2	8.2	186,352	105,084	22.9	12.3	1,147	611	102,435	52,802	16,518	13,016	107.25	78.26
Other field-crop	55	10	0.9	0.1	12,900	1,315	1.6	0.2	55	10	10,455	1,185	61,875	30,000	248.62	121.95
Vegetable	218	324	3.5	4.3	64,972	54,824	8.0	6.4	218	324	32,223	27,356	25,568	12,997	110.65	76.50
Fruit-and-nut	26	19	0.4	0.3	9,132	5,035	1.1	0.6	26	19	3,966	2,922	307,000	10,872	1073.43	76.79
Dairy	921	1,229	14.6	16.5	173,210	232,955	21.3	27.2	921	1,224	88,663	110,701	28,003	20,805	154.90	117.18
Poultry	1,915	2,466	30.4	33.1	179,373	212,472	22.1	24.8	1,498	1,897	89,278	98,347	15,551	10,660	158.74	125.39
Other livestock	224	248	3.6	3.3	45,605	51,846	5.6	6.1	213	243	14,044	17,068	30,556	24,083	161.21	116.36
General crop	121	120	1.9	1.6	21,229	16,345	2.6	1.9	121	120	13,204	8,850	17,327	14,808	106.71	108.76
General livestock	41	120	0.7	1.6	9,047	15,920	1.1	1.9	41	120	4,233	6,065	23,888	7,663	119.66	56.50
Crop and livestock	228	385	3.6	5.2	48,719	65,048	6.0	7.6	228	385	30,108	34,659	24,404	12,296	111.61	79.77
Miscellaneous	109	24	1.7	0.3	14,034	2,427	1.7	0.3	69	4	6,513	1,849	26,936	30,976	260.26	448.62
Maryland	32,483	36,162	100.0	100.0	3,916,552	4,113,684	100.0	100.0	27,747	31,308	1,603,305	1,558,843	20,342	14,163	177.02	124.75
Commercial	22,042	23,655	67.9	65.4	3,482,125	3,502,639	88.9	85.1	20,795	22,370	1,521,242	1,449,235	25,140	17,220	164.51	115.65
Cash-grain	2,747	1,398	8.5	3.9	564,079	288,302	14.4	7.0	2,747	1,398	300,195	144,904	21,751	18,907	114.95	92.18
Other field-crop	4,686	4,990	14.4	13.8	481,174	547,551	12.3	13.3	4,686	4,990	144,684	145,954	19,218	13,657	190.79	121.72
Vegetable	751	1,173	2.3	3.2	100,214	139,520	2.6	3.4	751	1,173	59,302	72,459	20,638	12,029	170.72	102.48
Fruit-and-nut	239	232	0.7	0.6	40,450	46,260	1.0	1.1	239	232	18,933	21,245	17,019	20,029	93.19	105.91
Dairy	6,182	6,828	19.0	18.9	1,190,094	1,236,313	30.4	30.1	6,127	6,733	579,928	597,302	29,120	19,758	155.47	109.07
Poultry	2,796	3,598	8.6	9.9	206,116	277,879	5.3	6.8	1,905	2,739	78,236	93,625	16,617	11,300	220.82	143.52
Other livestock	2,324	2,178	7.2	6.0	466,419	427,639	11.9	10.4	2,078	1,971	150,341	140,897	37,241	24,682	202.43	132.96
General crop	479	537	1.5	1.5	90,332	96,560	2.3	2.3	479	531	36,177	41,268	22,034	15,148	111.23	89.94
General livestock	326	785	1.0	2.2	53,045	113,826	1.4	2.8	326	770	24,417	43,533	20,693	13,286	128.98	91.83
Crop and livestock	1,229	1,517	3.8	4.2	240,822	282,411	6.1	6.9	1,229	1,517	117,501	136,693	24,767	21,294	133.21	110.78
Miscellaneous	283	419	0.9	1.2	49,380	46,378	1.3	1.1	228	316	11,528	11,355	67,046	29,449	445.01	229.34

Z 0.05 percent or less.

412006 O - 57 - 85

Table 3.—NUMBER OF FARMS, LAND IN FARMS, FARMS REPORTING AND ACRES OF CROPLAND HARVESTED, AND AVERAGE VALUE OF LAND AND BUILDINGS, FOR COMMERCIAL FARMS, BY TYPE OF FARM, BY REGIONS AND STATES: CENSUSES OF 1954 AND 1950—Continued

[Data are based on reports for only a sample of farms. See text]

Region, State, and type of farm	Number of farms				All land in farms (acres)				Cropland harvested				Value of farms—land and buildings (dollars)			
	Total		Percent distribution		Total		Percent distribution		Farms reporting		Acres		Average per farm		Average per acre	
	1954	1950	1954	1950	1954	1950	1954	1950	1954	1949	1954	1949	1954	1950	1954	1950
SOUTH ATLANTIC-Con.																
Virginia	136,370	150,823	100.0	100.0	14,685,079	15,622,584	100.0	100.0	115,484	128,842	3,181,903	3,343,051	11,290	8,447	105.53	82.33
Commercial	71,401	78,103	52.4	51.8	11,337,689	11,715,377	77.2	75.0	68,497	75,251	2,767,566	2,842,354	15,468	11,454	99.67	77.18
Cash-grain	3,376	2,396	2.5	1.6	675,801	530,529	4.6	3.4	3,376	2,396	273,175	191,130	19,239	16,411	99.47	73.55
Cotton	195	366	0.1	0.2	18,565	25,712	0.1	0.2	195	366	5,600	6,801	4,891	3,260	71.82	45.47
Other field-crop	32,352	34,794	23.7	23.1	2,889,600	3,336,910	19.7	21.4	32,292	34,794	767,427	849,928	7,382	5,862	87.10	61.91
Vegetable	702	856	0.5	0.6	94,693	94,014	0.6	0.6	702	856	40,529	46,527	18,134	11,349	141.04	109.06
Fruit-and-nut	1,221	974	0.9	0.6	285,994	237,831	1.9	1.5	1,221	974	93,925	87,803	24,947	31,011	106.45	135.59
Dairy	7,735	8,170	5.7	5.4	1,617,654	1,614,578	11.0	10.3	7,480	7,928	419,055	423,939	25,386	19,415	125.23	98.16
Poultry	5,220	5,915	3.8	3.9	480,256	519,666	3.3	3.3	3,690	4,468	103,954	111,083	12,529	9,301	139.76	104.24
Other livestock	12,560	13,697	9.2	9.1	3,592,166	3,505,315	24.5	22.4	11,653	12,862	670,482	673,326	26,913	19,214	95.95	76.43
General crop	1,909	1,673	1.4	1.1	351,533	304,401	2.4	1.9	1,909	1,653	107,188	99,324	15,351	12,280	87.69	69.94
General livestock	1,173	2,711	0.9	1.8	190,083	368,189	1.3	2.4	1,133	2,605	47,827	88,671	15,866	9,986	95.07	75.27
Crop and livestock	3,711	4,968	2.7	3.3	764,024	851,199	5.2	5.4	3,711	4,943	195,375	222,448	17,270	11,299	85.43	66.84
Miscellaneous	1,247	1,583	0.9	1.0	377,320	327,033	2.6	2.1	1,135	1,406	43,029	41,374	24,424	18,777	84.37	86.84
West Virginia	68,570	81,418	100.0	100.0	7,358,659	8,154,951	100.0	100.0	60,135	71,528	1,079,199	1,222,079	7,067	5,793	67.32	58.74
Commercial	21,504	23,337	31.4	28.7	4,279,868	4,403,537	58.2	54.0	20,608	22,469	720,524	756,888	11,797	9,706	60.46	52.60
Cash-grain	749	337	1.1	0.4	120,889	58,838	1.6	0.7	749	337	32,105	20,995	11,709	16,150	72.74	90.58
Other field-crop	1,481	1,242	2.2	1.5	171,945	140,587	2.3	1.7	1,471	1,242	20,705	20,709	6,147	4,800	52.14	43.47
Vegetable	72	111	0.1	0.1	9,560	13,930	0.1	0.2	72	111	1,565	2,372	13,538	13,036	116.04	113.25
Fruit-and-nut	606	401	0.9	0.5	105.015	105,834	1.4	1.3	606	401	34,888	47,997	17,509	35,711	107.06	147.91
Dairy	4,723	4,341	6.9	5.3	798,321	689,765	10.8	8.5	4,622	4,246	197,818	160,170	13,514	10,953	83.52	70.95
Poultry	3,145	3,331	4.6	4.1	408,111	446,338	5.5	5.5	2,629	2,866	51,346	59,449	7,830	6,998	58.43	51.58
Other livestock	8,301	9,957	12.1	12.2	2,239,987	2,376,158	30.4	29.1	8,088	9,755	306,356	343,542	13,228	10,303	50.07	44.22
General crop	333	234	0.5	0.3	55,494	42,275	0.8	0.5	333	234	12,931	10,366	9,643	9,959	60.21	67.43
General livestock	668	1,725	1.0	2.1	108,952	248,600	1.5	3.0	668	1,695	19,021	44,192	9,755	5,978	61.39	43.30
Crop and livestock	940	944	1.4	1.2	164,511	167,721	2.2	2.1	940	934	36,222	34,519	9,925	7,835	58.81	45.81
Miscellaneous	486	714	0.7	0.9	97,083	113,491	1.3	1.4	430	648	7,567	12,577	14,169	8,457	68.07	53.99
North Carolina	267,818	288,473	100.0	100.0	18,276,109	19,426,054	100.0	100.0	245,543	267,094	5,469,633	5,832,946	8,063	6,486	128.08	98.71
Commercial	181,700	193,679	67.8	67.1	14,187,029	14,779,837	77.6	76.1	178,578	191,446	4,899,725	5,121,307	9,193	7,337	127.41	98.25
Cash-grain	4,863	3,141	1.8	1.1	877,549	553,139	4.8	2.8	4,863	3,141	347,867	216,449	14,746	12,114	84.42	75.04
Cotton	15,360	21,441	5.7	7.4	909,803	1,400,959	5.0	7.2	15,360	21,441	453,721	653,641	5,831	5,667	104.49	85.77
Other field-crop	128,470	135,227	48.0	46.9	7,337,136	8,179,150	40.1	42.1	128,470	135,227	2,884,443	3,139,104	8,154	6,509	150.97	109.17
Vegetable	970	1,348	0.4	0.5	71,683	92,894	0.4	0.5	970	1,348	22,681	30,178	10,146	5,951	131.90	92.87
Fruit-and-nut	793	732	0.3	0.3	116,363	114,875	0.6	0.6	793	732	29,951	30,446	12,128	13,174	96.85	91.30
Dairy	6,190	5,312	2.3	1.8	1,064,960	847,423	5.8	4.4	5,935	4,978	308,158	235,387	18,865	16,871	109.22	107.51
Poultry	6,718	5,391	2.5	1.9	529,667	425,136	2.9	2.2	5,332	4,585	117,548	85,847	9,118	7,078	118.61	93.74
Other livestock	6,898	6,262	2.6	2.2	1,437,637	1,078,923	7.9	5.6	5,687	5,527	200,503	166,308	19,001	13,464	92.93	81.29
General crop	5,566	5,382	2.1	1.9	813,857	758,641	4.5	3.9	5,566	5,382	303,933	278,666	13,167	10,642	101.62	79.62
General livestock	437	992	0.2	0.3	61,542	119,566	0.3	0.6	412	982	16,654	30,023	12,602	8,928	100.76	74.13
Crop and livestock	3,717	5,702	1.4	2.0	589,118	762,593	3.2	3.9	3,717	5,702	178,247	206,789	14,600	9,785	97.24	73.76
Miscellaneous	1,718	2,749	0.6	1.0	377,714	446,538	2.1	2.3	1,473	2,401	36,019	48,469	14,892	10,692	77.62	65.93
South Carolina	124,188	139,195	100.0	100.0	11,098,318	11,918,968	100.0	100.0	113,263	129,978	3,341,222	3,969,030	6,764	5,614	88.24	69.61
Commercial	73,130	84,231	58.9	60.5	8,228,893	8,649,692	74.1	72.6	72,205	83,379	2,851,496	3,259,915	8,227	6,473	86.16	67.07
Cash-grain	1,462	1,148	1.2	0.8	509,927	262,830	4.6	2.2	1,462	1,148	181,182	87,465	27,927	13,609	95.36	65.98
Cotton	33,739	40,172	27.2	28.9	2,590,649	3,162,782	23.3	26.5	33,739	40,172	1,243,492	1,570,952	4,824	4,564	71.85	59.87
Other field-crop	24,476	27,565	19.7	19.8	1,197,163	1,419,080	10.8	11.9	24,476	27,565	540,087	665,797	6,784	5,270	147.86	104.95
Vegetable	542	1,174	0.4	0.8	104,364	165,521	0.9	1.4	542	1,174	39,480	54,364	13,150	8,129	91.02	62.95
Fruit-and-nut	852	661	0.7	0.5	166,261	111,011	1.5	0.9	852	661	62,049	44,629	19,607	21,277	129.41	114.18
Dairy	1,814	1,590	1.5	1.1	513,926	418,671	4.6	3.5	1,709	1,433	128,652	118,807	21,051	19,875	79.36	73.54
Poultry	1,607	1,520	1.3	1.1	226,843	206,645	2.0	1.7	1,250	1,240	50,360	45,948	12,176	9,075	99.56	67.86
Other livestock	3,589	3,035	2.9	2.2	1,454,158	1,063,583	13.1	8.9	3,254	2,796	218,487	168,460	24,715	16,385	60.61	51.48
General crop	2,698	3,511	2.2	2.5	638,830	803,583	5.8	6.7	2,698	3,511	231,530	276,012	15,193	10,942	72.57	51.60
General livestock	107	284	0.1	0.2	22,566	50,344	0.2	0.4	97	279	4,371	15,483	26,854	8,548	106.72	59.31
Crop and livestock	1,451	2,446	1.2	1.8	447,756	603,188	4.0	5.1	1,451	2,446	123,042	177,230	18,004	11,802	70.09	52.69
Miscellaneous	793	1,125	0.6	0.8	356,450	382,454	3.2	3.2	675	954	28,764	34,768	27,836	15,821	71.91	52.44
Georgia	165,465	198,037	100.0	100.0	24,092,943	25,783,945	100.0	100.0	140,546	176,718	6,097,082	7,135,852	7,905	5,323	61.46	43.25
Commercial	101,867	122,355	61.6	61.8	19,297,727	19,826,161	80.1	76.9	96,677	118,345	5,540,463	6,189,049	9,625	6,236	57.45	40.47
Cash-grain	1,729	1,070	1.0	0.5	624,099	244,361	2.6	0.9	1,729	1,070	193,956	88,753	21,825	8,811	62.88	42.50
Cotton	39,177	41,622	23.7	21.0	4,620,473	4,380,176	19.2	17.0	39,177	41,622	1,957,540	1,920,656	4,968	3,926	45.93	38.57
Other field-crop	21,071	38,040	12.7	19.2	2,667,477	4,498,392	11.1	17.4	21,071	38,040	1,032,106	1,936,326	7,816	5,232	65.81	45.10
Vegetable	880	1,708	0.5	0.9	129,275	165,362	0.5	0.6	880	1,708	38,101	54,183	8,075	4,525	53.14	49.33
Fruit-and-nut	382	476	0.2	0.2	222,973	197,301	0.9	0.8	382	476	66,452	79,237	42,235	19,762	74.31	53.31
Dairy	3,099	2,936	1.9	1.5	993,870	846,425	4.1	3.3	2,691	2,478	188,568	156,613	21,704	13,053	70.44	46.25
Poultry	10,742	7,382	6.5	3.7	998,290	611,440	4.1	2.4	8,065	6,143	167,460	121,533	7,886	4,907	90.49	58.87
Other livestock	9,880	8,089	6.0	4.1	4,185,681	2,749,739	17.4	10.7	8,268	6,760	644,606	431,645	22,196	11,848	56.69	37.49
General crop	8,622	10,406	5.2	5.3	1,865,152	2,305,809	7.7	8.9	8,622	10,406	733,555	833,646	12,020	8,528	60.60	40.38
General livestock	202	521	0.1	0.3	63,457	81,066	0.3	0.3	202	505	14,494	17,595	19,066	6,748	55.48	49.06
Crop and livestock	3,931	5,980	2.4	3.0	1,437,214	1,530,711	6.0	5.9	3,931	5,975	403,180	407,159	16,044	9,071	52.17	37.21
Miscellaneous	2,152	4,125	1.3	2.1	1,489,766	2,215,379	6.2	8.6	1,659	3,162	100,445	141,703	26,784	14,514	43.22	29.70
Florida	57,490	56,843	100.0	100.0	18,147,774	16,537,586	100.0	100.0	45,100	44,234	1,938,363	1,721,007	28,444	15,437	114.58	57.61
Commercial	32,188	30,050	56.0	52.9	16,487,314	14,757,699	90.9	89.2	28,780	26,594	1,787,139	1,501,627	44,622	24,522	108.76	54.03
Cash-grain	285	154	0.5	0.3	90,449	40,540	0.5	0.2	285	154	22,340	7,772	10,589	13,401	72.26	47.19
Cotton	1,288	886	2.2	1.6	137,182	78,530	0.8	0.5	1,288	886	63,577	38,010	5,693	3,438	55.52	38.17
Other field-crop	5,572	5,759	9.7	10.1	1,354,174	1,199,538	7.5	7.3	5,572	5,759	417,547	371,560	14,180	8,121	69.65	41.71
Vegetable	3,087	4,125	5.4	7.3	803,315	993,129	4.4	6.0	3,087	4,125	239,498	240,015	36,009	18,199	153.64	73.87
Fruit-and-nut	11,194	7,238	19.5	12.7	2,914,112	1,360,807	16.1	8.2	11,194	7,238	561,219	409,002	66,347	52,594	278.11	310.13
Dairy	949	930	1.7	1.6	430,575	348,665	2.4	2.1	438	368	35,481	17,901	86,173	32,819	192.17	102.29
Poultry	1,897	2,051	3.3	3.6	125,239	92,433	0.7	0.6	790	794	12,662	8,752	15,131	9,657	235.07	206.01
Other livestock	4,181	4,412	7.3	7.8	8,676,365	8,954,163	47.8	54.1	2,606	3,098	184,735	175,581	69,111	30,908	42.96	16.19
General crop	1,140	1,354	2.0	2.4	396,239	522,544	2.2	3.2	1,140	1,354	106,148	95,800	18,559	9,895	58.24	37.56
General livestock	12	125	(Z)	0.2	3,027	27,040	(Z)	0.2	12	98	775	4,941	18,818	11,107	123.43	61.96
Crop and livestock	1,046	1,464	1.8	2.6	419,681	399,912	2.3	2.4	1,046	1,464	101,177	100,644	17,468	10,059	54.22	38.34
Miscellaneous	1,537	1,552	2.7	2.7	1,136,956	740,398	6.3	4.5	1,322	1,256	41,980	31,649	46,182	23,689	73.62	51.41

Z 0.05 percent or less.

Table 3.—NUMBER OF FARMS, LAND IN FARMS, FARMS REPORTING AND ACRES OF CROPLAND HARVESTED, AND AVERAGE VALUE OF LAND AND BUILDINGS, FOR COMMERCIAL FARMS, BY TYPE OF FARM, BY REGIONS AND STATES: CENSUSES OF 1954 AND 1950—Continued

[Data are based on reports for only a sample of farms. See text]

Region, State, and type of farm	Number of farms				All land in farms (acres)				Cropland harvested				Value of farms—land and buildings (dollars)			
	Total		Percent distribution		Total		Percent distribution		Farms reporting		Acres		Average per farm		Average per acre	
	1954	1950	1954	1950	1954	1950	1954	1950	1954	1949	1954	1949	1954	1950	1954	1950
EAST SOUTH CENTRAL																
Kentucky	193,446	218,237	100.0	100.0	18,076,502	19,534,312	100.0	100.0	176,046	198,151	4,575,164	5,126,812	8,088	7,148	92.08	80.77
Commercial	122,784	134,595	63.5	61.7	14,474,803	15,321,217	80.1	78.4	120,101	131,177	4,159,040	4,522,944	10,769	9,558	96.06	84.76
Cash-grain	4,932	2,128	2.5	1.0	830,554	397,884	4.6	2.0	4,932	2,128	392,943	203,602	13,239	14,149	78.46	78.13
Cotton	422	582	0.2	0.3	28,909	37,218	0.2	0.2	422	582	19,715	27,349	9,574	8,473	157.94	141.70
Other field-crop	77,518	70,025	40.1	32.1	6,734,363	5,954,136	37.3	30.5	77,493	70,025	1,639,137	1,531,873	7,631	6,833	88.79	80.24
Vegetable	115	215	0.1	0.1	5,250	11,940	(Z)	0.1	115	215	2,070	4,250	16,895	10,094	484.35	186.28
Fruit-and-nut	207	467	0.1	0.2	22,600	39,500	0.1	0.2	207	467	3,754	13,583	12,641	7,420	110.46	88.94
Dairy	8,139	9,041	4.2	4.1	1,173,828	1,116,207	6.5	5.7	7,509	8,346	337,842	339,902	16,964	12,919	122.83	105.78
Poultry	1,134	1,414	0.6	0.6	98,546	98,998	0.5	0.5	884	1,157	20,807	22,455	8,138	6,270	113.03	92.37
Other livestock	16,090	26,548	8.3	12.2	3,222,606	4,542,551	17.8	23.3	14,427	24,334	891,538	1,299,398	20,334	14,584	105.82	86.60
General crop	2,935	2,109	1.5	1.0	507,229	310,480	2.8	1.6	2,935	2,109	221,516	135,937	15,352	12,420	91.53	83.70
General livestock	781	2,975	0.4	1.4	116,775	327,475	0.6	1.7	751	2,845	34,547	104,504	11,527	7,832	78.83	71.07
Crop and livestock	9,886	18,155	5.1	8.3	1,593,900	2,306,968	8.8	11.8	9,886	18,135	579,949	814,523	13,853	9,895	90.78	78.49
Miscellaneous	625	936	0.3	0.4	140,243	177,860	0.8	0.9	540	834	15,222	25,568	47,946	31,250	241.77	165.56
Tennessee	203,385	231,524	100.0	100.0	17,677,526	18,591,207	100.0	100.0	176,120	205,141	4,855,421	5,631,457	7,505	6,123	91.54	77.23
Commercial	124,468	138,232	61.2	59.7	13,894,949	14,124,004	78.6	76.0	119,988	134,098	4,316,091	4,762,794	9,316	7,520	87.44	74.33
Cash-grain	2,805	2,457	1.4	1.1	441,323	308,592	2.5	1.7	2,805	2,457	215,326	146,871	14,775	10,669	91.74	84.01
Cotton	39,638	44,898	19.5	19.4	2,951,349	3,151,575	16.7	17.0	39,638	44,898	1,301,006	1,477,410	6,322	5,008	89.16	71.70
Other field-crop	32,027	27,508	15.7	11.9	2,253,378	1,947,068	12.7	10.5	31,682	27,508	627,127	606,951	6,173	5,229	88.24	74.20
Vegetable	460	578	0.2	0.2	56,903	46,313	0.3	0.2	460	578	18,871	16,634	11,574	9,644	89.42	129.37
Fruit-and-nut	568	565	0.3	0.2	54,804	47,009	0.3	0.3	568	565	16,114	15,127	8,828	7,414	89.71	87.01
Dairy	15,057	14,611	7.4	6.3	2,117,771	1,804,048	12.0	9.7	13,735	13,365	575,917	527,390	13,061	10,856	96.49	87.56
Poultry	1,666	1,686	0.8	0.7	111,734	122,572	0.6	0.7	1,171	1,309	24,483	27,951	9,877	7,069	157.05	95.09
Other livestock	17,245	22,685	8.5	9.8	3,637,207	3,750,621	20.6	20.2	15,177	20,586	786,306	948,466	15,749	11,182	76.72	68.17
General crop	3,261	3,594	1.6	1.6	507,603	466,580	2.9	2.5	3,261	3,589	193,383	190,922	12,615	10,192	86.81	77.83
General livestock	1,433	3,819	0.7	1.6	194,540	442,765	1.1	2.4	1,353	3,654	58,238	140,306	11,867	8,812	91.42	73.68
Crop and livestock	9,178	14,284	4.5	6.2	1,335,721	1,770,239	7.6	9.5	9,123	14,239	471,435	630,307	12,417	9,052	88.12	74.78
Miscellaneous	1,130	1,547	0.6	0.7	232,616	266,622	1.3	1.4	1,015	1,350	27,885	34,459	15,484	9,062	84.54	60.57
Alabama	176,949	211,361	100.0	100.0	20,831,423	20,931,188	100.0	100.0	152,065	189,869	4,755,308	5,766,095	6,208	4,637	58.52	48.91
Commercial	95,107	118,143	53.7	55.9	15,422,916	15,167,442	74.0	72.5	91,738	115,775	4,050,800	4,702,780	8,242	5,880	56.45	47.95
Cash-grain	1,303	870	0.7	0.4	245,103	122,745	1.2	0.6	1,303	870	90,664	53,069	11,801	8,818	71.72	66.02
Cotton	67,295	75,245	38.0	35.6	6,337,253	5,896,264	30.4	28.2	67,295	75,245	2,580,980	2,648,578	5,403	4,375	61.62	57.10
Other field-crop	1,777	11,766	1.0	5.6	325,103	1,288,443	1.6	6.2	1,777	11,766	122,848	613,861	9,280	4,820	53.28	44.50
Vegetable	506	767	0.3	0.4	47,539	54,841	0.2	0.3	506	767	19,252	21,568	8,790	3,890	88.88	52.47
Fruit-and-nut	502	474	0.3	0.2	59,930	85,846	0.3	0.4	502	474	17,252	18,509	10,744	9,088	92.63	52.88
Dairy	2,585	2,554	1.5	1.2	729,740	642,582	3.5	3.1	2,207	2,242	147,570	138,282	21,075	16,009	79.84	65.68
Poultry	3,396	2,042	1.9	1.0	327,525	152,877	1.6	0.7	2,473	1,629	66,820	36,671	9,072	6,126	92.07	80.29
Other livestock	9,335	9,284	5.3	4.4	4,394,720	3,886,517	21.1	18.6	7,663	8,056	494,591	445,322	20,748	13,499	47.56	34.57
General crop	3,121	5,799	1.8	2.7	658,157	789,560	3.2	3.8	3,121	5,799	218,156	309,917	10,227	6,471	51.29	50.51
General livestock	219	459	0.1	0.2	69,314	90,833	0.3	0.4	213	443	12,049	19,413	16,089	8,970	57.10	48.48
Crop and livestock	3,397	6,652	1.9	3.1	958,370	1,228,699	4.6	5.9	3,397	6,622	230,672	338,092	12,917	7,712	50.22	43.20
Miscellaneous	1,671	2,231	0.9	1.1	1,270,162	928,235	6.1	4.4	1,281	1,862	49,946	59,498	22,829	10,870	34.03	28.50
Mississippi	215,887	251,286	100.0	100.0	20,777,721	20,818,632	100.0	100.0	194,382	229,480	5,611,393	6,130,336	6,126	4,448	72.53	55.91
Commercial	148,522	156,696	68.8	62.4	16,349,940	14,954,085	78.7	71.8	145,860	153,777	5,099,653	5,041,549	6,879	5,228	72.32	57.25
Cash-grain	1,503	1,501	0.7	0.6	649,416	280,370	3.1	1.3	1,503	1,501	327,298	128,576	42,653	12,720	102.63	69.19
Cotton	123,480	122,467	57.2	48.7	8,783,014	7,662,318	42.3	36.8	123,480	122,467	3,750,085	3,765,629	4,882	4,109	77.87	67.83
Other field-crop	442	506	0.2	0.2	54,158	55,562	0.3	0.3	442	506	11,485	13,545	6,389	3,999	57.77	34.35
Vegetable	377	1,054	0.2	0.4	35,887	74,153	0.2	0.4	377	1,054	7,993	20,676	5,156	3,086	55.87	47.07
Fruit-and-nut	220	321	0.1	0.1	126,194	132,083	0.6	0.6	220	321	52,487	63,674	52,996	25,947	97.95	57.47
Dairy	6,642	7,272	3.1	2.9	1,258,794	1,146,726	6.1	5.5	6,206	6,477	248,173	227,833	12,987	8,353	71.34	54.99
Poultry	2,140	1,728	1.0	0.7	231,466	135,575	1.1	0.7	1,559	1,418	36,830	22,992	9,661	4,823	93.99	62.10
Other livestock	8,661	11,092	4.0	4.4	3,593,442	3,571,185	17.3	17.2	7,200	9,559	386,875	415,002	21,365	12,759	55.58	42.35
General crop	1,424	2,333	0.7	0.9	421,461	399,959	2.0	1.9	1,424	2,332	110,213	109,245	17,890	7,430	68.52	44.51
General livestock	234	662	0.1	0.3	41,961	91,316	0.2	0.4	224	627	8,213	20,005	9,807	7,334	55.16	53.32
Crop and livestock	2,458	5,967	1.1	2.4	609,675	885,860	2.9	4.3	2,458	5,961	131,661	215,375	14,116	6,053	63.93	43.14
Miscellaneous	941	1,793	0.4	0.7	544,472	518,978	2.6	2.5	767	1,554	28,340	38,997	22,104	9,510	51.24	33.15
WEST SOUTH CENTRAL																
Arkansas	145,292	182,386	100.0	100.0	18,004,793	18,867,915	100.0	100.0	114,829	154,971	5,569,461	5,947,250	8,412	6,054	72.80	60.21
Commercial	88,750	113,189	61.1	62.1	13,748,899	13,927,676	76.4	73.8	83,630	109,212	5,187,942	5,274,356	11,231	7,705	77.93	64.51
Cash-grain	4,707	3,751	3.2	2.1	1,967,345	1,419,041	10.9	7.5	4,707	3,751	1,157,986	676,754	35,647	23,940	90.82	70.31
Cotton	55,247	73,432	38.0	40.3	5,408,007	6,316,577	30.0	33.5	55,247	73,432	3,079,633	3,420,212	9,530	7,044	110.53	84.01
Other field-crop	277	306	0.2	0.2	40,796	28,599	0.2	0.2	277	306	8,055	7,900	5,971	4,449	41.54	46.36
Vegetable	416	718	0.3	0.4	42,590	66,172	0.2	0.4	416	718	17,117	20,721	9,220	4,920	93.00	53.51
Fruit-and-nut	903	1,978	0.6	1.1	125,051	225,519	0.7	1.2	903	1,978	32,833	67,434	9,766	7,139	77.71	64.43
Dairy	7,495	6,608	5.2	3.6	1,276,029	943,833	7.1	5.0	6,493	5,889	209,234	181,902	8,648	6,644	51.08	46.97
Poultry	5,267	4,689	3.6	2.6	527,934	403,810	2.9	2.1	3,411	3,417	75,284	65,753	9,058	6,154	88.34	71.77
Other livestock	10,643	12,994	7.3	7.1	3,240,359	3,025,140	18.0	16.0	8,563	11,236	359,951	452,398	12,365	8,272	42.37	36.60
General crop	1,029	1,525	0.7	0.8	326,497	291,562	1.8	1.5	1,029	1,525	121,699	112,144	21,575	12,376	73.38	64.62
General livestock	488	1,552	0.3	0.9	82,622	215,610	0.5	1.1	458	1,482	15,169	44,240	8,949	5,154	51.08	38.48
Crop and livestock	1,672	4,716	1.2	2.6	395,464	786,006	2.2	4.2	1,672	4,710	96,749	204,622	11,660	6,896	49.61	42.61
Miscellaneous	606	920	0.4	0.5	316,205	205,807	1.8	1.1	454	768	14,232	20,276	18,057	8,184	40.01	37.13
Louisiana	111,240	124,022	100.0	100.0	11,483,807	11,200,024	100.0	100.0	83,129	99,238	3,014,273	3,126,468	9,660	6,983	112.81	82.47
Commercial	60,467	70,473	54.4	56.8	8,878,084	8,542,259	77.3	76.3	56,886	67,049	2,779,527	2,791,785	13,250	9,145	111.78	80.87
Cash-grain	4,476	4,474	4.0	3.6	1,553,658	1,349,288	13.5	12.0	4,476	4,474	715,389	552,642	43,131	29,645	139.09	103.40
Cotton	38,044	42,579	34.2	34.3	2,613,801	2,709,122	22.8	24.2	38,044	42,579	1,181,282	1,257,253	6,522	4,732	115.64	78.11
Other field-crop	3,652	5,945	3.3	4.8	889,163	1,015,155	7.7	9.1	3,652	5,945	396,076	486,372	29,343	15,564	139.87	99.62
Vegetable	543	892	0.5	0.7	45,675	51,173	0.4	0.5	543	892	17,412	19,188	17,706	7,130	211.32	130.53
Fruit-and-nut	1,601	2,159	1.4	1.7	83,519	115,664	0.7	1.0	1,601	2,159	28,472	43,416	5,738	6,767	132.29	129.56
Dairy	3,236	3,157	2.9	2.5	507,430	468,627	4.4	4.2	2,367	2,174	85,831	71,865	15,769	11,676	112.64	82.26
Poultry	1,137	643	1.0	0.5	98,624	48,357	0.9	0.4	539	361	10,739	4,443	11,178	7,284	143.67	92.48
Other livestock	5,732	6,223	5.2	5.0	2,497,548	2,210,895	21.7	19.7	3,727	4,254	227,748	206,876	28,602	18,198	75.88	55.99
General crop	995	2,323	0.9	1.9	191,386	186,852	1.7	1.7	995	2,322	57,426	83,246	16,970	7,270	96.52	99.77
General livestock	49	170	(Z)	0.1	21,835	41,343	0.2	0.4	43	145	2,062	4,731	99,672	9,950	243.57	52.09
Crop and livestock	574	1,302	0.5	1.0	212,420	200,131	1.8	1.8	574	1,297	43,577	50,196	23,872	10,105	100.54	72.62
Miscellaneous	428	606	0.4	0.5	163,025	145,652	1.4	1.3	325	447	13,513	11,557	32,242	15,316	81.97	64.04

Z 0.05 percent or less.

Table 3.—NUMBER OF FARMS, LAND IN FARMS, FARMS REPORTING AND ACRES OF CROPLAND HARVESTED, AND AVERAGE VALUE OF LAND AND BUILDINGS, FOR COMMERCIAL FARMS, BY TYPE OF FARM, BY REGIONS AND STATES: CENSUSES OF 1954 AND 1950—Continued

[Data are based on reports for only a sample of farms. See text.]

Region, State, and type of farm	Number of farms				All land in farms (acres)				Cropland harvested				Value of farms—land and buildings (dollars)			
	Total		Percent distribution		Total		Percent distribution		Farms reporting		Acres		Average per farm		Average per acre	
	1954	1950	1954	1950	1954	1950	1954	1950	1954	1949	1954	1949	1954	1950	1954	1950
WEST SOUTH CENTRAL-Con.																
Oklahoma	119,270	142,168	100.0	100.0	35,678,078	35,877,063	100.0	100.0	86,116	115,834	10,306,984	11,885,247	18,193	13,010	63.89	51.42
Commercial	74,009	92,808	62.1	65.3	31,559,559	31,735,360	88.5	88.5	66,956	86,446	9,883,767	11,278,823	27,466	17,598	64.93	51.71
Cash-grain	20,323	19,962	17.0	14.0	8,863,563	8,655,326	24.8	24.1	20,323	19,962	4,842,313	5,211,861	41,468	32,499	94.50	75.11
Cotton	9,780	15,772	8.2	11.1	2,359,575	3,192,439	6.6	8.9	9,780	15,772	1,094,764	1,579,434	17,080	11,257	71.86	55.84
Other field-crop	1,314	3,276	1.1	2.3	339,575	651,530	1.0	1.8	1,314	3,276	114,510	193,813	12,189	5,998	47.61	30.23
Vegetable	243	528	0.2	0.4	47,035	86,350	0.1	0.2	243	528	19,733	35,007	20,323	10,936	108.68	68.80
Fruit-and-nut	214	410	0.2	0.3	43,756	54,490	0.1	0.2	214	410	7,040	16,660	9,568	9,908	45.18	75.07
Dairy	7,136	8,449	6.0	5.9	1,795,624	1,747,698	5.0	4.9	6,067	7,204	501,327	470,605	17,528	11,276	70.29	54.14
Poultry	1,554	2,066	1.3	1.5	193,613	196,920	0.5	0.5	902	1,276	39,965	48,297	9,684	6,844	71.83	70.67
Other livestock	22,341	24,687	18.7	17.4	14,216,005	12,426,741	39.8	34.6	17,200	20,664	1,797,481	1,827,949	26,655	16,686	42.50	33.57
General crop	3,300	3,725	2.8	2.6	1,099,897	1,086,691	3.1	3.0	3,298	3,713	540,542	511,445	28,911	18,722	87.93	67.08
General livestock	1,151	3,082	1.0	2.2	280,426	653,989	0.8	1.8	1,046	2,887	76,217	213,662	12,855	9,996	51.37	47.31
Crop and livestock	6,438	10,496	5.4	7.4	2,292,087	2,955,202	6.4	8.2	6,438	10,485	847,820	1,165,313	21,403	14,050	60.61	49.22
Miscellaneous	215	355	0.2	0.2	28,403	27,984	0.1	0.1	131	269	2,055	4,777	28,104	14,603	221.89	131.49
Texas	293,152	331,416	100.0	100.0	146,083,441	146,004,380	100.0	100.0	209,135	261,849	25,017,082	28,291,089	29,265	20,156	59.93	46.16
Commercial	182,391	226,693	62.2	68.4	136,147,216	137,104,350	93.2	93.9	157,963	205,671	24,077,926	27,398,075	42,443	26,600	57.82	44.54
Cash-grain	14,414	17,057	4.9	5.1	9,853,913	11,538,114	6.7	7.9	14,414	17,057	4,981,422	6,214,907	65,557	46,440	98.22	70.54
Cotton	78,424	106,633	26.8	32.2	21,729,964	23,348,648	14.9	16.0	78,424	106,633	12,735,127	14,094,726	34,399	19,565	127.39	90.67
Other field-crop	3,427	7,658	1.2	2.3	737,742	1,539,975	0.5	1.1	3,427	7,658	270,308	583,004	13,426	9,302	62.28	46.17
Vegetable	2,126	3,169	0.7	1.0	521,556	487,519	0.4	0.3	2,126	3,169	152,657	157,853	23,752	11,625	96.48	84.79
Fruit-and-nut	689	1,872	0.2	0.6	106,172	224,119	0.1	0.2	689	1,872	42,526	118,977	29,231	38,490	170.44	331.20
Dairy	8,378	9,669	2.9	2.9	2,442,991	2,325,441	1.7	1.6	5,951	7,035	478,947	480,657	29,766	20,543	105.22	88.02
Poultry	8,940	8,149	3.0	2.5	1,257,895	948,080	0.9	0.6	5,166	5,205	208,993	171,457	14,045	9,399	97.79	78.87
Other livestock	48,048	47,905	16.4	14.5	93,393,059	89,519,995	63.9	61.3	30,233	33,378	3,102,554	3,262,622	65,565	47,719	33.60	25.56
General crop	5,816	5,818	2.0	1.8	2,319,816	1,863,085	1.6	1.3	5,802	5,732	998,122	794,910	36,417	22,819	96.56	74.44
General livestock	1,475	2,879	0.5	0.9	324,220	590,724	0.2	0.4	1,415	2,644	86,175	146,767	16,132	12,411	73.27	57.84
Crop and livestock	9,331	14,354	3.2	4.3	3,031,566	4,268,195	2.1	2.9	9,331	14,289	988,592	1,340,229	23,604	15,828	74.56	55.66
Miscellaneous	1,323	1,530	0.5	0.5	428,322	450,455	0.3	0.3	985	999	32,503	31,966	28,122	21,390	94.65	66.53
MOUNTAIN																
Montana	32,956	35,074	100.0	100.0	61,463,290	59,125,270	100.0	100.0	30,622	32,185	8,393,827	7,557,150	43,108	27,682	24.23	17.07
Commercial	28,677	29,999	87.0	85.5	59,385,994	57,002,159	96.6	96.4	27,797	28,659	8,307,849	7,428,120	47,655	30,797	23.97	16.71
Cash-grain	12,320	10,370	37.4	29.6	18,176,494	12,986,456	29.6	22.0	12,320	10,370	5,363,126	4,126,934	51,974	32,186	35.33	25.92
Other field-crop	751	860	2.3	2.5	303,192	246,628	0.5	0.4	751	860	97,453	98,291	30,295	20,154	91.63	81.17
Vegetable	45	70	0.1	0.2	2,690	4,740	(Z)	(Z)	45	70	825	1,135	8,178	14,993	136.80	221.41
Fruit-and-nut	170	185	0.5	0.5	2,225	4,590	(Z)	(Z)	170	185	1,200	1,560	18,880	12,397	1442.53	482.79
Dairy	1,681	1,821	5.1	5.2	528,185	530,543	0.9	0.9	1,594	1,725	127,422	123,850	22,532	17,339	74.94	60.66
Poultry	339	314	1.0	0.9	51,872	48,078	0.1	0.1	239	199	9,224	8,895	17,682	10,952	97.34	65.53
Other livestock	10,668	12,963	32.4	37.0	37,878,778	40,467,954	61.6	68.4	10,021	11,971	2,270,425	2,559,013	53,549	35,660	15.85	11.72
General crop	740	881	2.2	2.5	663,845	767,617	1.1	1.3	735	867	131,171	137,674	29,686	22,727	36.58	27.88
General livestock	336	586	1.0	1.7	171,415	267,265	0.3	0.5	316	566	25,235	57,730	19,280	15,289	37.97	33.36
Crop and livestock	1,443	1,713	4.4	4.9	1,486,360	1,569,810	2.4	2.7	1,442	1,692	274,343	305,296	36,054	23,835	37.83	26.39
Miscellaneous	184	236	0.6	0.7	120,938	108,478	0.2	0.2	164	154	7,425	7,742	18,680	15,446	28.28	34.98
Idaho	38,810	40,311	100.0	100.0	14,275,607	13,258,110	100.0	100.0	33,860	36,220	3,695,693	3,662,377	31,662	22,471	94.49	72.31
Commercial	31,282	32,388	80.6	80.3	13,241,620	12,504,971	92.8	94.3	29,480	30,803	3,622,332	3,565,679	37,087	26,107	93.78	71.35
Cash-grain	7,776	7,133	20.0	17.7	4,019,033	3,605,304	28.2	27.2	7,776	7,133	1,705,112	1,658,216	53,167	39,845	103.89	80.01
Other field-crop	4,007	4,468	10.3	11.1	638,482	584,020	4.5	4.4	4,007	4,468	403,359	349,598	38,639	24,030	247.24	188.74
Vegetable	154	166	0.4	0.4	16,325	11,075	0.1	0.1	154	166	10,290	7,207	29,809	20,027	257.36	296.44
Fruit-and-nut	382	337	1.0	0.8	29,245	26,525	0.2	0.2	382	337	18,120	11,432	34,966	17,324	451.75	220.65
Dairy	6,620	6,286	17.1	15.6	716,484	665,925	5.0	5.0	5,825	5,616	272,457	236,575	20,050	14,063	179.33	133.75
Poultry	510	539	1.3	1.3	33,945	46,510	0.2	0.4	310	339	9,515	13,730	14,190	13,911	228.24	147.05
Other livestock	4,883	5,511	12.6	13.7	6,125,137	5,831,711	42.9	44.0	4,180	4,989	547,510	601,027	41,856	28,970	37.66	30.19
General crop	2,514	2,884	6.5	7.2	546,842	592,972	3.8	4.5	2,514	2,878	270,095	290,062	37,570	26,414	172.33	130.89
General livestock	497	927	1.3	2.3	107,746	225,540	0.8	1.7	456	882	31,056	62,870	23,859	17,722	114.48	70.95
Crop and livestock	3,567	3,780	9.2	9.4	885,300	835,522	6.2	6.3	3,567	3,774	342,151	327,962	32,609	23,434	133.48	110.97
Miscellaneous	372	357	1.0	0.9	123,081	79,867	0.9	0.6	309	221	12,667	7,000	17,815	13,103	57.27	54.47
Wyoming	11,355	12,615	100.0	100.0	35,042,316	34,402,935	100.0	100.0	9,309	11,022	1,545,855	1,906,163	45,887	33,284	16.47	13.64
Commercial	9,633	10,527	84.8	83.4	31,637,145	30,846,432	90.3	89.7	8,412	9,775	1,513,907	1,861,113	52,076	38,034	16.84	13.27
Cash-grain	1,183	2,005	10.4	15.9	877,618	1,479,084	2.5	4.3	1,183	2,005	257,728	418,720	32,325	21,976	44.11	31.03
Other field-crop	428	286	3.8	2.3	143,667	69,455	0.4	0.2	428	286	54,415	36,300	26,638	22,049	86.57	90.15
Vegetable	2	5	(Z)	(Z)	2,210	400	(Z)	(Z)	2	5	1,334	370	110,800	16,000	78.58	200.00
Fruit-and-nut	...	5	...	(Z)	...	465	...	(Z)	...	5	...	35	...	8,000	...	86.02
Dairy	771	822	6.8	6.5	243,378	309,397	0.7	0.9	719	787	70,858	87,493	23,977	23,017	78.35	59.09
Poultry	109	128	1.0	1.0	18,306	47,594	0.1	0.1	43	92	2,643	6,335	15,659	15,434	140.64	36.16
Other livestock	5,890	5,696	51.9	45.2	29,583,806	27,997,726	84.4	81.4	4,824	5,095	962,208	1,101,558	67,152	51,975	14.25	10.78
General crop	610	455	5.4	3.6	293,203	369,051	0.8	1.1	607	445	85,029	84,245	26,762	23,335	62.30	33.96
General livestock	75	201	0.7	1.6	100,887	81,650	0.3	0.2	69	191	7,416	16,902	24,046	14,495	38.34	36.25
Crop and livestock	499	799	4.4	6.3	350,770	471,350	1.0	1.4	498	799	69,953	106,270	29,798	22,110	45.63	39.19
Miscellaneous	66	125	0.6	1.0	23,300	20,260	0.1	0.1	39	65	2,323	2,885	22,690	15,412	63.30	68.56
Colorado	40,672	45,536	100.0	100.0	38,468,979	38,104,324	100.0	100.0	33,662	40,556	5,218,453	6,879,193	36,389	26,129	39.11	32.56
Commercial	31,597	36,426	77.7	80.0	36,330,927	36,320,216	94.4	95.3	28,339	34,211	5,102,368	6,768,974	43,428	29,964	37.78	31.10
Cash-grain	5,775	9,396	14.2	20.6	5,380,433	8,038,330	14.0	21.1	5,775	9,396	2,004,983	3,270,562	48,947	32,493	51.68	38.78
Other field-crop	1,955	1,944	4.8	4.3	690,502	531,476	1.8	1.4	1,955	1,944	317,685	311,819	38,678	31,538	120.05	113.09
Vegetable	620	1,039	1.5	2.3	38,627	78,554	0.1	0.2	620	1,039	21,584	42,914	22,022	16,564	373.94	212.44
Fruit-and-nut	1,060	971	2.6	2.1	78,248	46,393	0.2	0.1	1,060	971	24,595	21,485	18,054	15,852	287.16	345.15
Dairy	3,477	3,135	8.5	6.9	1,216,989	1,007,477	3.2	2.6	2,995	2,833	248,336	249,801	28,141	17,869	78.57	57.80
Poultry	796	1,168	2.0	2.6	150,227	150,624	0.4	0.4	416	752	21,057	31,098	17,505	13,773	84.98	98.18
Other livestock	12,806	12,290	31.5	27.0	26,386,573	23,445,867	68.6	61.5	10,519	11,038	1,793,426	1,958,331	54,372	38,379	26.45	20.85
General crop	2,452	2,127	6.0	4.7	939,665	957,770	2.4	2.5	2,444	2,114	303,175	308,747	30,974	23,928	82.49	53.98
General livestock	375	792	0.9	1.7	198,720	319,253	0.5	0.8	358	752	39,319	70,328	22,636	15,533	41.36	43.09
Crop and livestock	1,995	3,157	4.9	6.9	1,105,019	1,665,488	2.9	4.4	1,995	3,146	325,582	498,395	37,174	24,081	70.87	49.26
Miscellaneous	286	407	0.7	0.9	145,924	78,984	0.4	0.2	202	226	2,626	5,494	45,288	27,378	76.63	117.34
New Mexico	20,977	23,503	100.0	100.0	49,454,872	47,475,783	100.0	100.0	14,441	19,160	1,139,316	1,927,046	38,774	26,868	20.38	16.26
Commercial	12,008	14,056	57.2	59.8	41,234,254	39,317,700	83.4	82.8	8,332	11,471	1,057,161	1,810,720	61,150	39,145	19.52	15.44
Cash-grain	750	2,413	3.6	10.3	674,319	1,873,606	1.4	3.9	750	2,413	244,841	827,778	47,504	25,225	52.66	33.18
Cotton	2,733	2,712	13.0	11.5	1,408,598	765,632	2.8	1.6	2,733	2,712	344,753	336,436	65,591	39,539	155.57	162.96
Other field-crop	300	457	1.4	1.9	105,976	134,225	0.2	0.3	300	457	62,304	71,140	22,615	13,248	61.26	46.65
Vegetable	123	162	0.6	0.7	13,402	32,966	(Z)	0.1	123	162	7,705	6,823	44,708	12,514	288.27	148.65
Fruit-and-nut	501	273	2.4	1.2	67,028	56,737	0.1	0.1	501	273	8,151	5,875	19,626	21,684	219.81	141.32
Dairy	784	671	3.7	2.9	370,498	320,368	0.7	0.7	550	537	62,980	55,913	41,539	27,597	87.41	52.68
Poultry	236	241	1.1	1.0	89,473	60,671	0.2	0.1	92	156	11,583	5,257	20,107	18,497	44.43	60.86
Other livestock	5,665	5,640	27.0	24.0	37,825,360	35,033,923	76.5	73.8	2,388	3,328	221,982	311,922	76,525	56,417	12.22	9.52
General crop	543	732	2.6	3.1	371,523	496,187	0.8	1.0	537	706	54,249	93,851	33,096	24,349	58.50	51.75
General livestock	50	75	0.2	0.3	30,077	25,120	0.1	0.1	43	75	4,200	4,485	20,344	12,666	38.48	33.97
Crop and livestock	273	612	1.3	2.6	246,350	441,152	0.5	0.9	273	596	34,042	89,935	44,840	24,369	50.43	31.58
Miscellaneous	50	68	0.2	0.3	31,650	77,113	0.1	0.2	42	56	371	1,305	39,977	14,853	38.02	14.58

' Z 0.05 percent or less.

Table 3.—NUMBER OF FARMS, LAND IN FARMS, FARMS REPORTING AND ACRES OF CROPLAND HARVESTED, AND AVERAGE VALUE OF LAND AND BUILDINGS, FOR COMMERCIAL FARMS, BY TYPE OF FARM, BY REGIONS AND STATES: CENSUSES OF 1954 AND 1950—Continued

[Data are based on reports for only a sample of farms. See text]

Region, State, and type of farm	Number of farms				All land in farms (acres)				Cropland harvested				Value of farms—land and buildings (dollars)			
	Total		Percent distribution		Total		Percent distribution		Farms reporting		Acres		Average per farm		Average per acre	
	1954	1950	1954	1950	1954	1950	1954	1950	1954	1949	1954	1949	1954	1950	1954	1950
MOUNTAIN—Con.																
Arizona	9,285	10,412	100.0	100.0	41,705,377	40,026,931	100.0	100.0	6,163	7,170	1,086,312	898,629	83,530	47,138	35.84	18.00
Commercial	6,216	6,755	66.9	64.9	20,915,760	19,982,036	50.1	49.9	4,674	5,071	1,036,487	818,279	110,495	59,092	40.07	20.61
Cash-grain	221	834	2.4	8.0	101,011	161,335	0.2	0.4	221	834	33,890	96,452	69,569	40,505	170.07	207.07
Cotton	2,269	1,303	24.4	12.5	1,906,343	861,142	4.6	2.2	2,269	1,303	735,068	429,104	153,771	84,121	194.99	129.92
Other field-crop	5	40	0.1	0.4	265	14,370	(Z)	(Z)	5	40	190	6,460	100,000	66,699	1,886.79	173.57
Vegetable	181	243	1.9	2.3	366,533	203,522	0.9	0.5	181	243	52,946	61,524	209,016	97,157	91.00	110.72
Fruit-and-nut	265	349	2.9	3.4	21,409	17,110	0.1	(Z)	265	349	11,845	12,682	72,692	52,084	1,046.97	1,121.70
Dairy	564	838	6.1	8.0	105,015	129,015	0.3	0.3	371	573	27,736	34,329	53,015	29,682	324.29	192.36
Poultry	403	552	4.3	5.3	35,170	35,535	0.1	0.1	119	195	1,608	2,270	17,295	11,588	361.59	215.90
Other livestock	1,866	1,907	20.1	18.3	18,111,810	18,210,276	43.4	45.5	833	933	100,605	79,391	95,766	71,738	11.29	7.60
General crop	278	383	3.0	3.7	155,179	215,525	0.4	0.5	277	364	47,523	74,444	105,360	80,213	267.99	156.98
General livestock	10	31	0.1	0.3	800	11,649	(Z)	(Z)	5	30	715	1,810	7,500	32,293	2,500.00	85.94
Crop and livestock	72	155	0.8	1.5	101,120	114,002	0.2	0.3	72	137	22,266	19,323	144,818	49,132	117.61	81.48
Miscellaneous	82	120	0.9	1.2	11,105	8,555	(Z)	(Z)	56	70	2,095	490	41,814	25,411	779.71	286.36
Utah	23,008	24,198	100.0	100.0	12,353,578	10,854,289	100.0	100.0	20,051	21,578	1,237,280	1,313,726	23,398	19,094	51.71	47.52
Commercial	15,115	17,140	65.7	70.8	10,752,943	9,702,370	87.0	89.4	14,052	15,910	1,164,684	1,237,059	30,080	23,209	45.85	43.24
Cash-grain	1,224	1,644	5.3	6.8	891,648	922,625	7.2	8.5	1,224	1,644	286,131	324,404	41,183	26,963	54.24	49.47
Other field-crop	562	786	2.4	3.2	88,034	77,610	0.7	0.7	562	786	35,419	40,865	27,230	21,541	162.61	220.31
Vegetable	356	456	1.5	1.9	21,556	22,870	0.2	0.2	356	456	12,590	14,850	27,396	19,842	500.34	410.46
Fruit-and-nut	751	576	3.3	2.4	33,369	47,755	0.3	0.4	751	576	13,785	16,660	21,358	25,709	533.85	302.17
Dairy	3,544	3,641	15.4	15.0	535,680	513,855	4.3	4.7	3,459	3,556	190,300	179,514	25,754	19,320	169.22	142.20
Poultry	1,342	2,162	5.8	8.9	155,255	259,954	1.3	2.4	849	1,472	37,632	69,997	17,757	15,508	154.91	140.31
Other livestock	4,544	4,201	19.7	17.4	8,289,475	7,110,356	67.1	65.5	4,065	3,915	359,505	361,097	36,855	31,401	22.23	19.42
General crop	1,335	1,289	5.8	5.3	349,555	304,135	2.8	2.8	1,335	1,276	119,237	93,642	31,884	21,784	143.66	95.74
General livestock	259	389	1.1	1.6	75,041	90,124	0.6	0.8	259	389	14,556	20,300	19,539	20,689	72.64	86.59
Crop and livestock	1,131	1,732	4.9	7.2	308,922	344,857	2.5	3.2	1,131	1,732	94,729	113,291	28,278	20,682	100.41	110.66
Miscellaneous	67	264	0.3	1.1	4,408	8,229	(Z)	0.1	61	108	800	2,439	25,673	21,140	327.77	565.75
Nevada	2,808	3,117	100.0	100.0	8,224,873	7,010,206	100.0	100.0	2,212	2,630	361,546	405,583	61,056	36,046	26.52	21.68
Commercial	1,911	2,320	68.1	74.4	7,231,924	5,981,306	87.9	85.3	1,730	2,109	345,140	397,442	79,115	43,599	26.40	20.23
Cash-grain	22	58	0.8	1.9	25,765	18,485	0.3	0.3	22	58	7,541	8,470	81,405	24,478	73.10	83.06
Cotton	5	...	0.2	...	21,230	...	0.3	...	5	...	2,130	...	231,400	...	54.50	...
Other field-crop	21	20	0.7	0.6	28,750	830	0.3	(Z)	21	20	3,060	540	123,333	22,333	389.47	421.38
Vegetable	26	5	0.9	0.2	7,600	8,500	0.1	0.1	26	5	2,185	545	77,948	30,000	221.50	17.65
Fruit-and-nut	10	...	0.4	...	400	...	(Z)	...	10	...	210	...	17,000	...	425.00	...
Dairy	250	354	8.9	11.4	48,823	58,795	0.6	0.8	235	308	16,460	19,001	47,474	28,858	243.31	174.70
Poultry	67	105	2.4	3.4	15,550	3,915	0.2	0.1	47	60	2,645	1,430	35,152	13,040	235.06	346.35
Other livestock	1,212	1,293	43.2	41.5	6,943,644	5,563,648	84.4	79.4	1,071	1,183	269,612	306,008	95,838	55,470	20.66	15.66
General crop	192	237	6.8	7.6	77,370	186,118	0.9	2.7	192	237	27,814	36,095	44,539	42,318	109.05	56.60
General livestock	20	90	0.7	2.9	1,315	12,670	(Z)	0.2	15	85	340	4,475	11,000	15,925	137.50	123.21
Crop and livestock	84	127	3.0	4.1	55,406	81,515	0.7	1.2	84	127	12,808	16,953	68,174	25,518	106.45	46.12
Miscellaneous	2	31	0.1	1.0	6,071	46,830	0.1	0.7	2	26	335	3,925	250,000	38,000	83.31	27.14
PACIFIC																
Washington	65,135	69,821	100.0	100.0	17,648,086	17,706,301	100.0	100.0	51,074	56,111	4,379,990	4,254,999	29,116	20,693	121.11	87.17
Commercial	36,410	39,355	55.9	56.4	15,625,742	15,968,478	88.5	90.2	33,265	35,735	4,228,171	4,079,534	44,297	30,524	110.72	78.77
Cash-grain	7,111	6,392	10.9	9.2	8,337,877	7,496,160	47.2	42.3	7,111	6,392	3,060,455	2,890,564	109,903	84,089	98.14	73.53
Other field-crop	1,183	1,056	1.8	1.5	177,702	166,321	1.0	0.9	1,183	1,056	108,766	80,928	48,771	39,175	331.34	256.26
Vegetable	1,156	1,400	1.8	2.0	81,696	96,578	0.5	0.5	1,156	1,400	63,355	66,844	24,493	19,767	503.97	302.74
Fruit-and-nut	6,113	6,048	9.4	8.7	317,081	317,591	1.8	1.8	6,113	6,048	129,066	131,244	31,649	23,601	646.45	442.64
Dairy	9,145	10,535	14.0	15.1	1,061,511	1,274,444	6.0	7.2	8,293	9,647	291,245	319,922	23,699	18,669	208.08	153.08
Poultry	3,325	4,420	5.1	6.3	140,890	190,332	0.8	1.1	2,045	2,957	32,425	43,644	15,579	11,895	381.40	276.53
Other livestock	4,289	4,646	6.6	6.7	4,368,618	5,438,141	24.8	30.7	3,589	3,989	273,883	305,745	35,885	25,611	39.01	22.90
General crop	1,332	1,208	2.0	1.7	346,923	266,845	2.0	1.5	1,332	1,208	128,087	104,219	37,127	25,342	149.39	111.98
General livestock	260	667	0.4	1.0	44,223	136,749	0.3	0.8	239	622	10,836	22,577	17,412	12,599	101.53	66.11
Crop and livestock	1,166	1,272	1.8	1.8	409,912	347,017	2.3	2.0	1,166	1,262	106,522	92,766	35,611	20,496	104.44	76.82
Miscellaneous	1,330	1,711	2.0	2.5	339,312	238,300	1.9	1.3	1,038	1,154	23,531	21,081	28,944	16,741	123.07	114.12
Oregon	54,442	59,747	100.0	100.0	21,065,724	20,275,572	100.0	100.0	41,475	47,525	3,293,964	3,206,101	27,803	19,918	76.17	62.83
Commercial	32,124	34,404	59.0	57.6	19,569,200	18,582,380	92.9	91.6	28,802	31,137	3,171,498	3,048,206	39,545	28,161	67.90	54.77
Cash-grain	4,102	3,562	7.5	6.0	4,039,786	3,394,607	19.2	16.7	4,102	3,562	1,255,225	1,081,878	76,669	56,677	78.27	60.09
Other field-crop	1,002	1,636	1.8	2.7	229,787	287,973	1.1	1.4	1,002	1,636	113,285	148,779	58,462	35,393	247.01	206.94
Vegetable	1,048	1,297	1.9	2.2	147,346	162,406	0.7	0.8	1,048	1,297	80,389	90,373	40,282	29,419	280.08	256.87
Fruit-and-nut	4,731	4,049	8.7	6.8	326,633	259,692	1.6	1.3	4,731	4,049	142,739	113,827	25,972	20,739	376.91	323.26
Dairy	5,686	6,618	10.4	11.1	741,650	880,862	3.5	4.3	4,689	5,671	193,870	215,204	26,224	20,998	204.93	165.72
Poultry	2,577	3,336	4.7	5.6	163,242	226,621	0.8	1.1	1,652	2,367	43,945	69,806	16,711	13,930	268.99	207.05
Other livestock	6,085	6,033	11.2	10.1	11,819,902	11,080,910	56.1	54.7	5,152	5,288	677,830	673,599	49,431	33,336	26.38	19.19
General crop	2,840	2,540	5.2	4.3	848,286	822,503	4.0	4.1	2,839	2,540	422,576	339,379	44,860	36,090	151.02	113.17
General livestock	319	846	0.6	1.4	70,149	147,450	0.3	0.7	288	766	16,130	35,958	21,989	16,669	100.81	97.13
Crop and livestock	1,893	2,671	3.5	4.5	604,882	900,599	2.9	4.4	1,893	2,671	184,821	249,616	36,645	25,767	112.23	77.53
Miscellaneous	1,841	1,816	3.4	3.0	577,537	418,757	2.7	2.1	1,406	1,290	40,688	29,787	23,341	16,699	78.59	71.81
California	123,002	137,030	100.0	100.0	37,784,143	36,085,664	100.0	100.0	93,560	104,332	8,350,581	7,950,663	60,118	40,427	235.97	163.01
Commercial	89,426	99,164	72.7	72.4	35,839,564	33,983,634	94.9	94.2	73,363	81,384	8,199,742	7,739,841	75,953	49,899	226.04	154.32
Cash-grain	4,519	5,771	3.7	4.2	3,884,461	3,768,642	10.3	10.4	4,519	5,771	1,886,626	1,963,198	148,264	92,707	179.40	146.33
Cotton	6,596	5,673	5.4	4.1	2,327,165	1,837,922	6.2	5.1	6,596	5,673	1,577,219	1,186,048	102,023	65,345	295.57	195.56
Other field-crop	1,219	1,471	1.0	1.1	438,167	466,772	1.2	1.3	1,219	1,471	278,825	285,503	132,118	91,214	360.76	285.43
Vegetable	3,496	4,779	2.8	3.5	652,313	724,670	1.7	2.0	3,496	4,779	494,338	543,437	140,336	76,267	798.03	533.92
Fruit-and-nut	31,531	33,622	25.6	24.5	2,511,041	2,228,818	6.6	6.2	31,531	33,612	1,353,476	1,353,422	67,105	46,266	992.39	729.61
Dairy	12,452	13,466	10.1	9.8	1,855,413	2,170,832	4.9	6.0	8,000	9,437	441,744	475,740	53,491	36,740	386.26	239.01
Poultry	11,574	14,427	9.4	10.5	352,948	438,214	0.9	1.2	4,419	5,742	72,393	95,119	24,083	17,030	852.74	569.15
Other livestock	10,363	10,306	8.4	7.5	20,828,593	19,618,395	55.1	54.4	6,328	6,428	865,617	830,542	99,384	69,807	58.92	39.17
General crop	4,098	4,420	3.3	3.2	1,787,383	1,457,566	4.7	4.0	4,098	4,361	1,000,552	737,836	137,968	72,858	328.53	229.78
General livestock	142	402	0.1	0.3	51,826	123,696	0.1	0.3	127	316	8,607	14,465	75,775	26,442	200.82	91.69
Crop and livestock	1,092	1,699	0.9	1.2	683,968	826,183	1.8	2.3	1,092	1,689	178,531	221,172	104,884	59,206	174.10	125.08
Miscellaneous	2,344	3,128	1.9	2.3	466,286	321,924	1.2	0.9	1,938	2,105	41,814	33,359	53,261	38,583	269.81	324.52

Z 0.05 percent or less.

Table 4.—SPECIFIED CHARACTERISTICS OF FARM OPERATORS; SPECIFIED FACILITIES; MOTORTRUCKS, AUTOMO-
COMMERCIAL FARMS, BY REGIONS AND

[Data are based on reports

Region, State, and type of farm	Operators reporting other income of himself and family exceeding value of agricultural products sold				Operators working off their farms				Farms reporting specified facilities					
	Total number		Percent of all operators in each group		Total number		Working 100 or more days		Telephone		Electricity		Tele-vision, 1954	Piped running water, 1954
	1954	1949	1954	1949	1954	1949	1954	1949	1954	1950	1954	1950		
United States	1,424,233	1,566,154	29.8	29.1	2,153,737	2,089,834	1,333,725	1,254,610	2,332,309	2,057,556	4,448,611	4,213,599	1,698,548	2,810,531
Commercial	359,356	335,547	10.8	9.1	1,113,033	990,387	433,746	336,796	1,746,294	1,583,467	3,121,191	2,980,354	1,204,715	2,024,814
Cash-grain	55,829	30,943	10.4	7.2	194,331	128,160	78,363	42,211	355,192	234,988	505,639	350,615	230,913	349,269
Cotton	33,059	36,311	6.3	6.0	170,582	164,266	41,526	32,660	71,165	46,550	455,897	383,537	95,779	158,502
Other field-crop	24,032	24,918	6.5	6.1	109,142	86,388	31,017	23,876	66,716	49,790	337,584	296,375	80,499	132,988
Vegetable	4,455	5,175	13.7	11.1	10,550	13,125	4,962	5,355	20,451	20,714	30,691	38,532	17,028	25,555
Fruit-and-nut	21,391	16,291	26.1	19.8	33,873	29,417	22,709	17,679	60,087	48,805	76,904	73,067	41,629	71,192
Dairy	55,540	55,876	10.1	9.3	187,431	163,469	77,087	61,206	373,640	349,564	534,582	554,869	244,204	414,800
Poultry	35,920	37,926	23.3	21.6	57,393	55,492	37,190	32,074	101,664	97,479	150,619	158,960	74,587	129,408
Other livestock	86,270	78,648	12.4	9.8	218,222	201,138	93,161	76,694	464,267	467,442	661,000	666,148	277,411	488,049
General crop	11,894	8,818	14.9	10.4	30,352	24,773	12,623	8,118	37,459	27,375	74,930	68,194	26,297	51,982
General livestock	4,799	10,394	7.6	7.7	19,844	35,186	6,177	9,468	43,276	80,140	60,492	115,902	23,437	41,764
Crop and livestock	17,442	19,974	8.5	7.3	68,628	73,866	20,637	18,314	127,979	138,178	197,757	235,998	75,762	131,429
Miscellaneous	8,725	10,273	23.5	20.4	12,685	15,107	8,294	9,141	24,398	22,442	35,096	38,157	17,169	29,876
The North	471,888	516,103	23.1	22.8	861,841	835,156	501,531	483,548	1,442,539	1,394,757	1,955,120	1,945,203	955,790	1,384,615
Commercial	165,276	144,973	10.2	8.2	544,740	470,319	215,584	162,068	1,186,020	1,143,898	1,564,438	1,538,726	749,098	1,126,589
Cash-grain	43,231	21,719	10.2	6.8	153,380	93,249	61,013	29,725	294,157	190,998	398,511	260,957	188,905	266,665
Cotton	541	815	4.7	6.0	3,784	3,082	999	702	1,752	593	10,901	8,533	3,448	4,360
Other field-crop	1,999	1,860	11.3	8.5	6,379	6,502	2,870	2,597	11,928	12,449	16,795	19,010	7,758	12,175
Vegetable	2,082	2,159	15.6	12.0	4,319	5,511	2,386	2,486	10,574	11,615	12,848	16,048	9,306	11,316
Fruit-and-nut	3,630	2,519	22.2	15.0	6,624	5,386	4,180	2,809	13,464	11,936	15,832	15,522	10,727	14,160
Dairy	39,447	38,003	9.5	8.2	141,419	124,690	56,443	44,216	293,619	286,462	402,138	425,281	191,758	307,205
Poultry	14,396	17,991	19.5	19.1	25,323	29,183	16,043	16,913	57,728	62,760	71,538	85,047	39,383	60,037
Other livestock	39,454	37,935	9.0	7.2	130,763	122,317	46,658	39,433	342,023	370,549	424,742	447,950	204,425	305,412
General crop	4,523	2,090	22.2	12.3	8,634	5,451	4,695	2,230	13,714	10,148	18,933	13,906	8,779	13,947
General livestock	3,552	7,256	6.8	6.8	15,947	27,194	4,798	7,172	37,769	69,987	49,714	92,636	20,447	34,117
Crop and livestock	9,508	9,364	7.2	5.9	43,409	42,203	12,345	10,477	96,558	104,348	127,951	138,860	55,148	83,945
Miscellaneous	2,913	3,262	19.2	16.4	4,759	5,551	3,154	3,308	12,734	12,053	14,535	14,976	9,014	13,250
The South	802,488	890,017	34.6	33.6	1,079,978	1,041,292	684,478	629,152	606,008	427,946	2,094,327	1,869,151	582,897	1,061,291
Commercial	146,111	143,945	10.4	8.9	457,344	413,076	162,031	125,486	357,425	267,268	1,277,767	1,159,874	345,842	642,205
Cash-grain	8,714	5,549	12.3	8.9	25,072	19,014	11,494	7,000	34,669	21,648	65,771	50,022	29,344	47,468
Cotton	31,152	34,436	6.2	5.9	162,956	158,237	38,567	30,305	61,942	41,869	433,716	366,188	85,652	143,509
Other field-crop	21,229	22,032	6.3	5.9	98,605	75,888	26,798	19,899	46,234	29,685	309,622	264,995	68,292	110,654
Vegetable	1,539	1,897	12.8	10.1	4,169	4,989	1,536	1,612	4,278	3,363	10,925	13,582	3,574	7,658
Fruit-and-nut	5,932	3,399	29.3	17.9	7,686	5,689	5,625	3,597	9,731	5,958	17,255	15,033	6,430	14,331
Dairy	9,964	11,199	11.0	12.1	28,551	22,635	12,369	9,925	45,605	35,772	88,078	83,176	34,900	65,372
Poultry	15,941	12,636	26.9	23.4	24,018	16,856	15,337	9,160	27,062	17,739	58,017	47,871	23,475	48,756
Other livestock	35,620	31,742	19.1	15.2	64,081	58,755	34,687	28,718	83,431	65,808	175,074	164,275	58,219	128,602
General crop	4,797	4,767	11.2	9.5	14,456	13,013	4,871	3,616	11,632	8,109	39,757	38,851	11,233	23,559
General livestock	905	2,343	10.3	10.2	2,775	5,918	908	1,560	3,954	7,520	8,504	18,729	2,467	5,701
Crop and livestock	6,259	8,878	10.6	8.9	19,606	25,377	6,390	6,089	22,048	24,124	56,842	80,761	17,028	36,066
Miscellaneous	4,059	5,067	26.6	22.8	5,369	6,705	3,449	4,005	6,839	5,673	14,206	16,391	5,228	10,529
The West	149,857	160,034	35.5	34.7	211,918	213,386	147,716	141,910	283,762	234,853	399,164	399,245	159,861	364,625
Commercial	47,969	46,629	16.3	14.5	110,949	106,992	56,131	49,242	202,849	172,301	278,986	281,754	109,775	256,020
Cash-grain	3,884	3,675	8.6	7.4	15,879	15,897	5,856	5,486	26,366	22,342	41,357	39,636	12,664	35,136
Cotton	1,366	1,060	11.8	10.9	3,842	2,947	1,960	1,653	7,471	4,088	11,280	8,816	6,679	10,633
Other field-crop	804	1,026	7.0	7.9	4,158	3,998	1,349	1,380	8,554	7,656	11,167	12,370	4,449	10,159
Vegetable	834	1,119	11.6	11.6	2,062	2,625	1,040	1,257	5,599	5,736	6,918	8,902	4,148	6,581
Fruit-and-nut	11,829	10,373	26.0	22.3	19,563	18,342	12,904	11,273	36,892	30,911	43,817	42,512	24,472	42,701
Dairy	6,129	6,674	13.6	13.9	17,461	16,144	8,275	7,065	34,416	27,330	44,366	46,412	17,546	42,223
Poultry	5,583	7,299	26.2	26.6	8,052	9,453	5,810	6,001	16,874	16,980	21,064	26,042	11,729	20,615
Other livestock	11,196	8,971	16.4	12.7	23,378	20,066	11,816	8,543	38,813	31,085	61,184	53,923	14,767	54,035
General crop	2,574	1,961	15.2	11.4	7,262	6,309	3,057	2,272	12,113	9,118	16,240	15,437	6,285	14,476
General livestock	342	795	14.6	15.9	1,122	2,074	471	736	1,553	2,633	2,274	4,537	523	1,946
Crop and livestock	1,675	1,732	12.7	9.8	5,613	6,286	1,902	1,748	9,373	9,706	12,964	16,377	3,586	11,418
Miscellaneous	1,753	1,944	26.5	23.5	2,557	2,851	1,691	1,828	4,825	4,716	6,355	6,790	2,927	6,097
NEW ENGLAND														
Maine	9,692	13,849	41.5	45.6	13,708	16,934	9,790	11,833	16,981	19,467	22,023	26,195	8,916	18,151
Commercial	2,258	2,311	17.1	14.6	5,637	5,967	2,665	2,471	10,507	11,185	12,674	14,173	4,543	11,166
Cash-grain	...	20	...	22.2	25	30	10	20	35	60	40	85	5	35
Other field-crop	259	181	7.9	4.3	1,254	1,288	427	454	2,735	2,947	3,132	3,717	368	2,751
Vegetable	56	45	23.1	13.4	96	140	36	50	171	260	217	325	110	197
Fruit-and-nut	213	62	32.7	10.6	312	250	193	123	421	335	583	470	225	443
Dairy	613	769	13.4	15.4	2,071	2,024	935	747	3,870	3,844	4,488	4,751	1,847	4,038
Poultry	498	674	21.6	24.2	841	1,076	484	613	1,813	2,113	2,273	2,640	1,218	2,133
Other livestock	165	110	33.5	18.9	220	194	119	101	353	376	468	461	195	383
General crop	159	60	35.7	14.6	243	172	158	45	293	234	421	339	155	336
General livestock	5	35	6.3	17.0	32	56	20	15	49	146	59	196	12	64
Crop and livestock	41	45	22.3	9.6	101	193	20	51	154	295	179	394	68	138
Miscellaneous	249	310	26.9	27.4	442	544	263	252	613	575	814	795	340	648
New Hampshire	4,986	6,833	47.8	51.1	6,369	7,693	5,036	5,889	8,212	10,055	10,136	12,696	5,480	9,379
Commercial	1,197	1,252	22.0	19.6	2,342	2,347	1,295	1,143	4,693	5,244	5,339	6,235	2,887	5,214
Cash-grain	6	...	100.0	...	5	5	5	5	6	5	6	5	1	6
Other field-crop	11	25	16.7	28.7	16	46	1	21	46	67	61	82	30	46
Vegetable	25	20	29.4	28.6	45	35	15	5	80	65	80	65	55	80
Fruit-and-nut	30	50	27.3	22.8	60	91	40	36	110	174	110	204	55	100
Dairy	390	434	15.5	14.5	1,128	1,142	555	438	2,171	2,590	2,497	2,965	1,210	2,457
Poultry	400	510	23.4	24.6	620	704	395	486	1,502	1,671	1,697	2,041	1,092	1,672
Other livestock	112	36	42.4	13.9	112	66	66	21	204	183	254	243	143	249
General crop	86	50	36.0	32.7	117	56	76	35	184	118	204	143	90	204
General livestock	5	5	25.0	10.0	20	20	...	...	20	35	20	40	5	20
Crop and livestock	15	45	22.1	27.8	31	65	21	20	68	106	68	157	37	68
Miscellaneous	117	77	32.7	25.7	188	117	121	76	302	230	342	290	169	312

BILES, AND TRACTORS ON FARMS; AND NUMBER OF FARMS BY CLASS OF WORK POWER; BY TYPE OF FARM FOR STATES: CENSUSES OF 1954 AND 1950

for only a sample of farms. See text]

Farms reporting specified facilities—Con.		Motortrucks and/or automobiles on farms, 1954				Number of farms, by class of work power, 1954					Tractors on farms				
Home freezer		Motortrucks on farms, 1954		Automobiles on farms, 1954		No tractor, horses, or mules	No tractor and only 1 horse or mule	No tractor and 2 or more horses and/or mules	Tractor and horses and/or mules	Tractor and no horses or mules	Farms reporting, any		Wheel tractors excluding garden tractors (number)		Garden tractors, 1954 (number)
1954	1950	Farms reporting	Number	Farms reporting	Number						1954	1950	1954	1950	
1,541,415	650,512	2,212,892	2,702,811	3,391,557	4,262,785	1,179,964	345,627	484,356	976,211	1,796,863	2,876,572	2,525,206	4,185,780	3,249,866	347,107
1,190,263	518,245	1,774,407	2,223,361	2,480,220	3,201,011	496,406	135,334	330,942	858,267	1,506,668	2,398,982	2,181,954	3,751,410	2,951,620	233,604
229,094	74,279	341,409	458,503	476,499	608,824	33,748	3,091	7,451	118,535	375,013	495,385	368,475	860,138	561,334	48,252
85,801	29,861	197,546	230,698	244,735	295,164	153,811	37,864	115,152	83,387	134,994	219,871	188,924	341,444	267,635	3,659
78,199	26,765	131,022	157,155	218,280	253,269	85,573	45,555	74,902	96,081	65,660	163,736	116,918	210,881	145,888	5,373
11,169	6,024	25,299	44,156	23,909	36,990	4,537	1,981	1,656	6,411	17,976	25,895	28,387	46,504	39,624	8,339
30,013	14,003	51,004	79,779	64,963	102,045	23,633	2,472	2,034	8,666	45,259	56,074	50,545	66,773	50,065	8,644
239,756	123,321	312,117	369,687	459,788	608,657	35,507	9,283	35,421	161,549	307,003	471,875	434,769	711,927	554,838	44,016
61,785	31,090	73,193	84,735	115,604	142,152	64,611	8,495	8,830	17,076	55,245	82,767	73,037	87,306	71,519	22,161
303,119	133,168	420,063	523,292	567,702	749,513	60,772	17,089	57,156	249,382	310,237	564,493	552,259	930,463	773,695	54,591
27,498	10,789	49,323	66,871	58,092	78,240	8,724	3,226	7,370	23,588	37,175	61,370	49,164	100,214	70,403	4,757
27,508	21,824	30,875	33,460	53,193	66,164	3,831	838	4,964	18,195	35,411	54,057	96,080	80,392	120,380	5,846
84,406	40,815	119,305	138,767	170,519	218,190	7,614	3,144	12,775	68,617	111,994	181,456	204,202	291,529	278,023	15,924
11,915	6,306	23,251	36,258	26,936	41,803	14,045	2,296	3,231	6,780	10,701	22,003	19,194	23,839	18,216	12,042
840,163	386,060	1,029,825	1,219,926	1,758,426	2,247,511	314,565	31,249	81,027	435,607	1,180,827	1,662,512	1,554,779	2,591,629	2,076,468	224,891
711,622	329,399	908,433	1,086,579	1,437,064	1,856,706	133,601	12,674	55,400	400,585	1,025,623	1,442,541	1,378,193	2,385,747	1,921,165	167,363
178,236	53,411	251,941	307,918	382,832	484,543	24,460	1,292	4,332	81,844	310,086	393,424	277,882	690,509	431,035	40,075
2,230	560	5,930	6,921	6,586	8,042	3,775	60	415	975	6,291	7,296	6,404	11,973	9,386	110
7,930	5,114	11,883	21,992	14,964	21,920	1,685	375	1,161	2,902	11,618	14,635	15,641	28,032	25,597	1,481
5,084	3,126	10,338	17,229	11,065	15,918	1,776	300	282	1,896	9,092	11,814	13,721	21,130	18,982	5,601
7,361	3,640	11,871	18,223	13,718	21,421	2,284	210	282	1,900	11,657	14,054	12,707	21,438	15,819	2,888
185,481	100,475	223,199	258,290	362,083	473,443	20,094	3,687	20,385	116,123	253,219	371,342	354,482	573,815	457,097	34,296
31,687	18,757	30,627	35,983	59,062	73,320	31,068	1,446	2,841	5,327	33,023	43,398	44,468	48,320	45,547	12,535
199,117	91,121	244,628	282,202	391,894	506,518	31,273	3,811	17,668	134,311	253,250	390,021	410,538	673,777	589,743	42,548
7,417	2,764	11,019	14,465	16,852	22,178	3,057	286	746	3,348	12,963	16,606	11,735	27,108	17,212	2,380
23,443	19,057	24,304	25,925	45,764	57,067	2,790	286	3,276	13,936	31,812	46,058	82,789	70,471	105,503	5,085
59,027	28,705	72,927	82,159	120,559	154,384	4,173	496	3,123	36,511	87,439	124,431	139,195	209,966	198,046	12,974
4,609	2,669	9,766	15,272	11,685	17,952	7,166	425	889	1,512	5,173	9,462	8,631	9,208	7,198	7,390
522,476	187,453	898,769	1,040,779	1,280,582	1,505,003	755,657	302,644	379,109	434,496	445,390	916,664	692,858	1,198,324	858,109	71,207
344,410	128,926	639,175	764,660	791,676	963,806	318,500	118,424	262,600	363,983	341,828	716,750	574,497	1,012,993	750,567	36,479
27,251	10,272	49,673	72,154	53,609	67,664	7,116	1,620	2,644	20,957	38,484	59,640	47,229	110,928	77,823	3,340
77,775	27,143	182,368	207,280	228,103	266,023	149,221	37,725	114,696	79,900	120,547	201,856	174,134	303,796	242,189	3,177
64,637	19,106	109,399	117,502	193,046	216,175	83,352	45,129	73,649	89,595	46,872	138,322	89,939	161,442	102,529	3,381
3,441	1,575	8,758	13,465	6,740	9,337	1,953	1,461	1,251	3,360	3,983	7,683	7,156	13,568	10,431	773
5,263	2,314	9,376	14,944	11,933	18,116	9,035	1,811	1,231	3,024	5,116	8,517	7,716	12,461	10,779	1,126
34,835	14,736	57,031	68,659	58,812	79,920	9,445	4,891	13,242	33,004	29,699	63,368	47,448	88,361	59,872	5,908
20,815	6,972	30,968	34,569	38,475	45,045	21,212	6,505	5,554	10,229	15,774	28,875	17,418	30,382	17,386	5,298
70,986	28,618	117,540	146,643	120,688	158,685	24,523	11,688	31,203	75,568	43,070	120,432	93,717	168,123	118,440	8,141
12,285	4,578	25,079	30,146	26,495	33,197	4,460	2,776	6,274	15,177	14,062	29,470	23,487	44,750	32,072	935
3,015	1,990	4,826	5,382	5,517	6,814	886	500	1,579	3,185	2,646	5,957	9,694	7,272	10,924	521
19,063	9,102	35,592	40,876	38,432	47,560	2,990	2,586	9,227	25,843	18,541	44,683	49,937	61,169	59,926	1,844
5,044	2,520	8,565	13,040	9,826	15,270	4,307	1,732	2,050	4,141	3,034	7,947	6,622	10,741	8,194	2,035
178,776	76,999	284,298	442,106	352,549	510,271	109,742	11,734	24,220	106,108	170,646	297,396	277,569	395,827	315,289	51,009
134,231	59,920	226,799	372,122	251,480	380,499	44,305	4,236	12,942	93,699	139,217	239,691	229,264	352,670	279,888	29,762
23,607	10,596	39,795	78,431	40,058	56,617	2,172	179	475	15,734	26,443	42,321	43,364	58,701	52,476	4,837
5,796	2,158	9,248	16,497	10,046	21,099	815	79	41	2,512	8,156	10,719	8,386	25,675	16,060	372
5,632	2,545	9,740	17,661	10,270	15,174	536	51	92	3,584	7,170	10,779	11,338	21,407	17,762	511
2,644	1,323	6,203	13,462	6,104	11,735	808	220	123	1,155	4,901	6,398	7,510	11,806	10,211	1,965
17,389	8,049	29,757	46,612	39,312	62,508	12,314	451	521	3,742	28,486	33,503	30,122	32,874	23,467	4,630
19,440	8,110	31,887	42,738	38,893	55,294	5,968	705	1,794	12,422	24,085	37,165	32,839	49,751	37,869	3,812
9,283	5,361	11,598	14,183	18,067	23,787	12,331	544	435	1,520	6,448	10,494	11,151	8,604	8,586	4,328
33,016	13,429	57,895	94,447	55,120	84,310	4,976	1,590	8,285	39,503	13,917	54,040	48,004	88,563	65,512	3,902
7,796	3,447	13,225	22,260	14,745	22,865	1,207	164	350	5,063	10,150	15,294	13,942	28,356	21,119	1,442
1,050	777	1,745	2,153	1,912	2,283	155	52	109	1,074	953	2,042	3,597	2,649	3,951	240
6,316	3,008	10,786	15,732	11,528	16,246	451	62	425	6,263	6,014	12,342	15,070	20,394	20,051	1,106
2,262	1,117	4,920	7,946	5,425	8,581	2,572	139	292	1,127	2,494	4,594	3,941	3,890	2,824	2,617
8,200	4,259	13,550	18,287	17,616	21,792	7,387	1,737	2,016	3,035	9,196	13,421	12,794	16,084	14,150	2,138
5,688	3,148	9,626	13,915	10,216	13,105	2,442	493	1,049	2,350	6,881	9,659	8,844	13,017	10,793	1,058
25	20	30	50	30	45	...	...	...	10	30	40	55	50	50	...
2,022	1,341	3,009	4,969	2,923	3,966	110	15	60	582	2,507	3,094	3,371	5,220	4,980	33
56	30	142	219	186	212	75	10	5	36	116	187	235	223	265	70
190	70	373	484	400	597	317	40	42	36	217	280	208	323	275	78
1,757	801	3,423	4,760	3,484	4,409	285	175	440	1,194	2,484	3,723	2,920	4,797	3,288	249
962	582	1,331	1,645	1,720	2,078	1,112	90	101	125	875	1,191	1,065	1,173	943	401
148	91	296	433	357	419	120	25	86	130	132	282	236	336	237	54
164	37	255	329	280	332	171	25	56	28	166	224	158	231	160	60
12	46	59	75	58	86	...	10	15	12	42	54	96	77	113	1
93	64	104	118	154	194	25	...	25	32	102	144	197	157	249	20
259	66	604	833	624	767	227	103	219	165	210	440	303	430	233	92
3,958	2,325	6,281	8,395	7,823	10,188	4,243	609	687	1,268	3,616	5,704	5,405	6,271	5,398	1,525
2,324	1,411	3,985	5,788	4,154	5,743	1,593	196	377	954	2,315	3,644	3,394	4,569	3,734	837
6	...	6	21	6	6	...	...	...	...	6	6	...	26	...	1
45	47	61	175	51	112	5	...	5	5	51	61	52	127	86	10
25	15	75	100	70	105	15	...	5	...	65	75	50	115	25	45
60	66	65	125	80	155	30	...	5	10	65	90	154	110	199	45
1,130	657	2,062	3,054	1,869	2,749	215	70	210	670	1,347	2,047	1,992	2,874	2,388	196
712	439	1,112	1,448	1,387	1,672	1,015	55	25	87	525	842	758	698	652	376
118	41	203	320	204	306	50	15	36	66	97	168	93	259	91	17
52	26	123	179	154	228	96	20	31	36	56	107	56	129	51	40
10	15	15	25	15	25	...	...	...	10	10	20	20	30	30	...
32	41	42	62	62	81	11	...	10	11	36	47	105	68	115	12
134	64	221	279	256	304	156	36	50	59	57	181	114	133	97	95

Table 4.—SPECIFIED CHARACTERISTICS OF FARM OPERATORS; SPECIFIED FACILITIES; MOTORTRUCKS, AUTOMO-
COMMERCIAL FARMS, BY REGIONS AND

[Data are based on reports

Region, State, and type of farm	Operators reporting other income of himself and family exceeding value of agricultural products sold				Operators working off their farms				Farms reporting specified facilities					
	Total number		Percent of all operators in each group		Total number		Working 100 or more days		Telephone		Electricity		Television, 1954	Piped running water, 1954
	1954	1949	1954	1949	1954	1949	1954	1949	1954	1950	1954	1950		
NEW ENGLAND--Continued														
Vermont	4,780	6,065	29.9	31.8	8,341	9,074	5,135	5,660	11,920	13,267	15,520	17,533	6,078	14,874
Commercial	1,606	1,304	13.5	10.0	4,978	4,566	2,147	1,712	9,333	9,781	11,642	12,487	4,747	11,292
Cash-grain	...	...	...	...	...	...	...	...	5	...	5	...	5	5
Other field-crop	...	15	...	13.5	21	51	11	15	57	76	57	91	21	52
Vegetable	5	...	16.7	...	5	10	...	5	15	20	30	25	10	20
Fruit-and-nut	21	20	23.9	27.0	26	41	1	20	88	66	88	74	30	88
Dairy	1,061	807	10.7	7.5	4,159	3,630	1,672	1,239	7,848	8,198	9,827	10,508	4,101	9,502
Poultry	145	206	24.3	27.1	235	292	155	176	501	601	566	726	190	571
Other livestock	107	49	28.2	12.5	131	139	81	59	255	267	355	328	143	320
General crop	113	74	44.3	31.4	140	94	93	79	205	133	230	179	97	235
General livestock	10	10	18.2	11.1	15	45	15	...	45	60	50	75	20	55
Crop and livestock	35	21	31.2	14.8	66	72	20	22	77	102	107	137	30	107
Miscellaneous	109	102	28.5	23.5	180	192	99	97	237	258	327	344	100	337
Massachusetts	6,559	9,103	37.9	41.0	8,513	10,630	7,285	8,747	15,504	17,309	16,999	20,358	11,963	16,303
Commercial	2,092	2,376	19.1	18.0	3,624	3,959	2,657	2,491	9,914	10,419	10,769	12,099	7,609	10,388
Cash-grain	...	...	...	...	...	...	...	...	5	...	5	...	5	5
Other field-crop	161	111	23.3	13.6	310	359	245	223	574	556	684	764	422	649
Vegetable	120	50	19.0	6.7	230	221	145	91	540	524	615	624	505	580
Fruit-and-nut	273	151	33.5	19.8	407	297	342	177	691	561	751	650	512	705
Dairy	375	625	9.6	13.8	1,152	1,085	680	585	3,645	3,797	3,905	4,379	2,653	3,795
Poultry	816	1,075	26.1	25.6	1,040	1,450	860	1,086	2,860	3,435	3,090	3,962	2,385	2,970
Other livestock	135	96	29.5	17.1	170	142	135	87	423	403	448	479	302	423
General crop	91	55	36.1	25.9	120	80	95	50	202	182	237	187	136	242
General livestock	...	10	...	16.4	10	20	5	5	40	51	45	51	25	40
Crop and livestock	25	30	29.1	19.0	40	56	30	30	81	138	86	148	51	86
Miscellaneous	96	173	10.4	15.1	145	249	120	157	853	772	903	855	613	893
Rhode Island	732	958	37.5	36.8	911	1,110	786	905	1,665	2,003	1,932	2,416	1,529	1,791
Commercial	187	298	17.0	18.8	301	410	216	280	1,000	1,297	1,097	1,510	914	1,071
Cash-grain	...	...	...	...	...	...	...	...	5	...	5	...	5	5
Other field-crop	10	20	25.0	19.6	15	30	15	25	40	92	40	97	35	35
Vegetable	5	5	9.1	5.3	10	25	10	15	45	85	55	85	40	55
Fruit-and-nut	5	15	33.3	42.9	10	15	5	15	15	30	15	25	15	15
Dairy	56	98	11.5	16.5	81	145	46	80	443	473	489	580	404	479
Poultry	71	110	24.4	20.7	110	135	95	105	255	432	285	512	240	280
Other livestock	20	10	27.4	13.3	35	25	25	15	67	55	73	70	50	67
General crop	...	5	...	100.0	...	5	...	5	10	...	15	...	15	15
General livestock	...	5	...	83.3	...	5	...	5	...	6	...	6	...	...
Crop and livestock	10	...	100.0	...	10	...	5	...	10	10	10	15	10	10
Miscellaneous	10	30	9.1	24.0	30	25	15	15	110	114	110	120	100	110
Connecticut	5,071	5,986	39.8	38.4	6,238	7,200	5,220	5,777	11,882	13,081	12,579	14,420	8,759	12,021
Commercial	1,363	1,519	17.6	16.6	2,572	2,668	1,739	1,575	7,344	7,974	7,671	8,668	5,378	7,428
Cash-grain	5	...	50.0	...	5	...	5	...	5	5	5	5	5	5
Other field-crop	135	140	19.0	17.5	256	297	166	177	640	715	695	756	500	669
Vegetable	20	45	7.8	12.2	65	75	45	40	230	273	245	288	210	225
Fruit-and-nut	85	30	27.3	10.5	131	90	80	45	291	276	306	281	186	306
Dairy	331	421	10.2	10.9	1,029	1,068	577	512	3,109	3,472	3,226	3,753	2,176	3,129
Poultry	530	666	22.2	24.0	755	824	635	593	2,276	2,380	2,371	2,637	1,726	2,311
Other livestock	76	81	28.4	24.2	141	122	86	76	253	285	263	325	197	253
General crop	55	30	28.9	19.4	80	40	60	30	165	135	185	150	95	160
General livestock	...	20	...	25.0	...	15	...	10	11	65	11	75	6	11
Crop and livestock	15	11	37.5	23.9	20	25	10	10	40	36	35	46	25	35
Miscellaneous	111	75	32.3	16.3	90	112	75	82	324	332	329	352	252	324
MIDDLE ATLANTIC														
New York	33,687	38,630	31.9	31.0	48,974	53,728	35,724	37,937	87,653	87,683	103,500	117,253	72,303	90,249
Commercial	12,094	10,705	15.6	12.2	26,905	25,532	15,005	12,311	65,704	64,482	76,124	84,113	52,641	67,599
Cash-grain	1,230	636	32.3	21.4	1,875	1,322	1,355	767	3,064	2,008	3,704	2,724	2,787	3,054
Other field-crop	50	120	4.6	6.8	205	415	85	212	926	1,277	1,031	1,674	821	951
Vegetable	330	445	14.1	12.3	713	1,165	441	545	1,781	2,188	2,219	3,128	1,720	1,933
Fruit-and-nut	800	518	21.2	15.0	1,457	1,083	926	506	3,456	2,725	3,741	3,294	2,907	3,351
Dairy	5,460	4,718	11.1	8.6	16,191	14,402	7,906	6,190	41,980	41,046	48,715	53,739	32,835	43,351
Poultry	1,626	2,148	23.4	23.2	2,441	3,126	1,686	1,959	6,053	7,095	6,858	8,952	4,827	6,333
Other livestock	1,176	866	34.5	25.4	1,607	1,339	1,185	774	2,702	2,280	3,270	3,142	2,156	2,862
General crop	687	306	33.0	17.2	989	672	662	326	1,674	1,211	2,024	1,593	1,309	1,669
General livestock	115	165	21.0	16.0	160	326	90	150	478	725	533	980	393	488
Crop and livestock	316	436	15.2	14.1	762	1,088	335	506	1,773	2,336	2,043	2,987	1,505	1,763
Miscellaneous	304	347	14.9	14.3	505	594	334	376	1,817	1,591	1,986	1,900	1,381	1,844
New Jersey	6,281	7,309	27.7	29.5	8,610	8,567	6,926	6,513	19,932	17,829	22,399	23,280	18,753	21,235
Commercial	2,510	2,338	14.7	12.9	4,509	3,711	3,080	2,188	15,474	13,356	16,900	17,213	14,357	16,237
Cash-grain	265	95	27.8	29.1	450	145	295	100	847	237	937	307	807	897
Other field-crop	50	60	9.7	6.9	160	160	90	40	465	731	515	851	465	500
Vegetable	310	252	14.1	8.7	515	646	300	260	1,969	2,169	2,159	2,750	1,893	2,039
Fruit-and-nut	196	147	21.6	16.9	369	172	287	122	697	630	842	834	671	734
Dairy	245	240	6.7	5.9	571	607	285	291	3,307	2,883	3,633	3,969	3,117	3,498
Poultry	986	1,187	14.8	18.0	1,786	1,402	1,316	1,042	6,184	4,901	6,649	6,298	5,604	6,499
Other livestock	158	126	28.0	22.8	202	176	167	120	509	382	554	493	452	529
General crop	60	40	18.7	9.3	110	136	70	51	291	344	321	409	276	306
General livestock	5	15	8.3	17.6	15	20	5	5	55	70	55	85	45	50
Crop and livestock	90	45	37.2	13.0	91	95	70	40	202	235	237	325	212	227
Miscellaneous	145	131	14.5	12.2	240	152	195	117	948	774	998	892	815	958
Pennsylvania	48,015	57,863	37.3	39.4	69,206	73,400	50,484	54,407	88,674	77,181	124,239	133,909	71,374	106,949
Commercial	13,914	13,534	16.9	15.3	32,552	28,813	17,376	14,330	59,321	50,629	79,521	81,871	43,804	71,766
Cash-grain	1,977	657	28.6	20.2	3,319	1,312	2,113	741	4,134	1,505	6,530	2,817	3,241	5,274
Other field-crop	241	315	18.1	15.2	589	841	321	396	937	1,180	1,227	1,890	769	1,107
Vegetable	95	156	11.7	14.9	261	357	161	146	620	653	785	959	527	710
Fruit-and-nut	310	162	18.4	12.5	606	369	396	214	1,463	912	1,659	1,228	1,100	1,573
Dairy	4,134	5,017	10.8	11.5	13,828	12,891	6,269	5,753	28,657	26,394	37,470	41,668	21,706	34,427
Poultry	2,670	3,809	22.5	25.5	4,951	5,663	3,160	3,690	8,385	8,115	11,531	14,018	6,009	10,391
Other livestock	2,403	1,521	27.9	19.9	4,078	2,694	2,576	1,473	6,029	3,630	8,166	6,662	4,413	7,182
General crop	434	220	28.8	17.0	689	445	479	220	1,058	1,281	1,443	1,206	833	1,288
General livestock	295	480	9.3	10.4	1,152	1,461	435	466	2,045	2,379	2,855	4,054	1,033	2,710
Crop and livestock	952	768	15.6	12.6	2,353	2,106	982	805	4,124	3,185	5,815	5,566	2,806	5,174
Miscellaneous	403	429	19.4	17.4	726	674	484	426	1,869	1,395	2,040	1,803	1,367	1,930

BILES, AND TRACTORS ON FARMS; AND NUMBER OF FARMS BY CLASS OF WORK POWER; BY TYPE OF FARM FOR STATES: CENSUSES OF 1954 AND 1950—Continued

for only a sample of farms. See text]

Farms reporting specified facilities—Con.		Motortrucks and/or automobiles on farms, 1954				Number of farms, by class of work power, 1954					Tractors on farm				
Home freezer		Motortrucks on farms, 1954		Automobiles on farms, 1954		No tractor, horses, or mules	No tractor and only 1 horse or mule	No tractor and 2 or more horses and/or mules	Tractor and horses and/or mules	Tractor and no horses or mules	Farms reporting, any		Wheel tractors excluding garden tractors (number)		Garden tractors, 1954 (number)
1954	1950	Farms reporting	Number	Farms reporting	Number						1954	1950	1954	1950	
6,645	3,700	8,960	11,180	12,541	16,756	3,273	601	2,005	4,211	5,909	10,615	8,417	13,329	9,282	1,243
5,450	2,953	7,545	9,600	9,550	13,116	1,042	286	1,518	3,917	5,133	9,250	7,272	12,176	8,412	747
...	...	...	...	5	5	5	...	...	...	...	...	...	...	...	...
32	35	52	145	47	69	...	...	5	22	35	57	76	114	114	6
10	10	15	25	30	35	5	5	...	5	15	20	15	20	5	...
46	22	68	131	77	142	15	...	...	6	67	83	49	106	31	21
4,638	2,521	6,538	8,168	8,096	11,149	380	170	1,307	3,587	4,486	8,138	6,543	10,996	7,711	488
291	166	251	291	451	561	355	25	20	41	155	266	209	205	166	95
149	69	205	300	279	364	80	35	45	99	121	230	97	275	132	32
69	30	94	126	184	252	101	20	15	12	107	134	78	146	78	30
40	10	35	45	50	80	5	...	5	25	20	45	15	55	10	5
40	32	62	67	67	82	15	...	35	21	41	62	57	75	66	...
135	58	225	302	264	377	81	31	86	99	86	215	133	184	99	70
661	391	1,227	1,904	1,613	2,296	985	46	70	113	739	1,022	1,290	1,172	1,456	384
401	271	867	1,459	923	1,421	435	11	25	83	549	707	949	957	1,164	229
...	...	5	5	...	...	...	...	...	...	5	5	...	5	...	...
15	32	40	65	40	50	10	...	...	...	30	30	92	45	173	5
5	15	50	80	40	65	20	...	5	5	25	35	75	35	80	10
5	10	15	30	15	15	5	...	...	5	5	15	15	10	35	5
161	92	429	734	424	756	70	5	10	52	352	419	450	651	607	98
155	96	156	182	241	292	240	5	...	6	40	76	181	57	132	61
30	15	62	103	58	73	25	1	10	15	22	47	50	49	105	15
...	...	5	5	5	5	10	...	...	...	5	5	...	10	...	...
...	5	...	...	...	...	...	...	...	...	...	...	6	...	6	...
5	...	5	10	10	20	...	...	...	...	10	10	10	20	5	...
25	6	100	245	90	145	55	...	...	...	55	65	70	75	21	35
6,691	4,253	9,430	14,411	13,854	19,946	7,647	625	557	1,629	6,858	10,168	10,322	12,054	10,779	3,580
4,367	2,782	7,242	11,803	8,801	13,133	3,981	290	325	1,245	5,120	7,265	7,216	9,704	8,308	2,338
...	...	...	...	...	...	...	...	...	...	5	5	...	5	...	...
288	181	474	753	590	811	115	25	15	135	400	560	535	854	799	126
130	77	500	720	450	600	165	45	10	40	370	510	509	660	524	395
229	147	544	919	626	935	466	5	5	25	315	420	385	466	381	194
1,799	1,205	3,086	5,232	3,221	5,076	320	105	185	794	2,522	3,406	3,247	5,537	4,278	433
1,300	876	1,555	1,984	2,535	3,359	2,100	70	30	107	823	1,330	1,621	1,095	1,455	671
197	101	333	923	373	578	105	5	10	76	262	343	257	442	278	51
87	46	86	108	202	332	90	10	25	37	90	147	122	158	142	45
30	15	35	40	40	70	5	5	...	5	30	35	26	50	42	10
50	48	66	157	81	163	20	5	...	16	45	71	108	119	135	37
257	86	563	967	683	1,209	595	15	45	10	258	438	406	318	274	376
6,237	4,066	8,500	13,393	10,987	17,458	4,844	380	315	1,128	6,087	8,325	8,124	10,663	9,049	2,879
3,935	2,613	5,989	10,483	6,704	10,954	2,245	135	155	851	4,375	5,671	5,837	8,549	7,276	1,667
...	...	5	20	5	5	5	...	...	...	5	10	5	15	10	15
354	227	484	1,301	574	1,129	90	5	30	108	477	590	614	1,163	999	97
115	42	225	470	220	400	30	15	5	25	180	230	268	435	344	170
125	94	261	469	261	451	70	5	...	21	215	256	242	347	277	89
1,845	1,275	2,850	5,129	2,911	5,160	235	50	85	573	2,293	2,921	3,123	4,893	4,272	481
1,166	722	1,526	1,916	2,075	2,710	1,475	40	10	60	801	1,126	1,033	985	832	496
152	103	233	469	213	387	60	15	5	21	167	188	174	256	225	30
85	50	110	150	145	225	50	...	5	30	105	135	80	215	85	35
1	30	11	13	6	8	...	...	...	1	10	11	65	17	75	...
30	16	35	50	35	50	...	...	5	5	30	35	41	60	58	15
62	54	249	496	259	429	230	5	10	7	92	169	192	163	99	239
50,431	29,277	53,730	71,150	89,695	122,978	17,654	1,988	5,247	23,182	57,600	84,294	81,985	124,036	103,443	14,754
39,199	23,740	45,861	62,249	66,429	93,869	7,020	697	3,622	20,221	45,755	67,382	65,894	107,851	88,872	10,175
1,742	637	2,059	2,692	3,304	4,310	320	25	75	528	2,856	3,409	2,404	5,631	3,489	421
564	578	947	2,742	972	2,080	65	...	25	109	883	1,002	1,565	2,666	2,963	190
814	584	1,959	3,748	2,028	3,272	305	25	40	236	1,738	2,139	2,733	3,699	3,614	1,456
1,694	730	2,781	4,265	3,291	5,437	240	40	15	533	2,953	3,521	2,815	6,071	3,779	547
26,669	16,132	29,376	37,126	42,859	59,293	1,226	336	2,716	16,510	28,394	45,079	43,649	73,131	59,337	4,077
3,427	2,442	2,863	3,327	5,713	7,362	2,780	120	170	503	3,390	4,408	5,025	4,760	4,988	1,326
1,552	820	1,832	2,566	2,637	3,843	460	45	248	704	1,949	2,688	2,052	3,953	2,663	395
829	378	1,049	1,369	1,668	2,226	480	30	120	288	1,161	1,494	1,301	2,328	1,972	302
297	282	338	474	508	888	25	...	10	167	346	518	785	811	1,105	74
1,058	822	1,303	1,843	1,867	2,772	75	10	101	487	1,410	1,912	2,567	3,619	4,066	284
553	335	1,354	2,097	1,582	2,386	1,044	66	102	156	675	1,212	998	1,182	896	1,103
9,919	5,968	15,067	24,460	18,966	28,721	8,739	310	315	2,306	11,025	15,351	15,374	24,218	20,523	5,093
7,863	4,564	12,773	21,786	14,478	22,622	5,759	135	100	1,802	9,290	12,227	12,136	21,663	17,985	3,744
421	110	782	1,232	872	1,354	75	10	10	106	751	882	242	1,583	366	150
180	286	480	975	475	740	20	...	...	15	480	500	766	1,010	1,444	110
1,027	564	1,979	3,990	1,862	2,653	160	40	15	623	1,361	2,039	2,463	4,422	4,035	609
389	188	748	1,887	801	1,553	76	10	5	71	746	847	684	1,668	963	188
2,403	1,578	3,423	6,098	3,333	6,570	120	5	30	633	2,855	3,518	3,665	8,072	6,616	688
2,524	1,265	3,663	4,420	5,307	6,497	4,458	40	15	75	2,091	2,871	2,741	2,697	2,496	1,180
348	145	453	1,086	487	993	130	10	10	110	304	424	276	609	410	71
163	128	246	405	271	414	55	5	5	36	220	261	385	503	639	79
25	40	50	65	50	80	10	10	...	5	35	40	70	75	115	10
132	105	206	317	197	332	10	...	...	77	155	242	302	398	472	80
251	155	743	1,311	823	1,436	645	5	10	51	292	603	542	626	429	579
61,673	32,197	60,382	72,042	106,311	144,543	25,975	2,716	6,306	18,866	74,970	99,523	91,122	132,025	107,609	21,720
43,664	23,650	46,287	56,775	69,573	98,158	7,922	851	4,121	14,796	54,663	71,290	65,365	106,276	84,508	13,960
2,965	636	3,096	3,790	5,570	7,260	895	100	285	977	4,649	5,731	2,268	7,942	2,965	839
705	665	762	1,390	1,152	1,787	125	30	85	136	956	1,097	1,519	2,167	2,328	204
338	232	640	1,079	684	1,034	80	20	20	101	589	725	758	1,343	1,318	241
861	370	1,329	2,119	1,448	2,532	185	15	30	211	1,248	1,534	1,088	2,222	1,305	420
21,415	12,021	23,173	27,047	33,348	47,079	900	210	1,705	8,318	27,162	35,655	35,604	56,095	47,219	5,358
6,355	4,237	5,361	6,140	9,836	12,982	3,440	235	445	865	6,866	8,571	8,831	9,915	9,179	2,581
4,438	1,857	4,770	6,051	6,969	10,103	745	111	625	1,929	5,212	7,281	4,777	10,473	6,160	1,460
657	301	838	1,211	1,167	1,660	195	35	70	223	985	1,228	971	1,880	1,495	258
1,729	1,371	1,554	1,705	2,535	3,539	130	20	341	643	2,031	2,704	3,553	4,134	4,593	531
3,423	1,670	3,440	4,145	5,135	7,392	220	25	435	1,178	4,237	5,450	4,908	8,762	7,007	1,001
778	290	1,324	2,098	1,729	2,790	1,007	50	80	215	728	1,314	1,088	1,343	939	1,067

Table 4.—SPECIFIED CHARACTERISTICS OF FARM OPERATORS; SPECIFIED FACILITIES; MOTORTRUCKS, AUTOMO-
COMMERCIAL FARMS, BY REGIONS AND

[Data are based on reports

Region, State, and type of farm	Operators reporting other income of himself and family exceeding value of agricultural products sold				Operators working off their farms				Farms reporting specified facilities					
	Total number		Percent of all operators in each group		Total number		Working 100 or more days		Telephone		Electricity		Television, 1954	Piped running water, 1954
	1954	1949	1954	1949	1954	1949	1954	1949	1954	1950	1954	1950		
EAST NORTH CENTRAL														
Ohio	60,014	65,931	33.9	33.1	91,228	89,597	65,742	63,492	126,863	119,736	171,764	185,691	115,373	128,556
Commercial	20,474	16,914	16.6	12.6	48,640	40,089	26,165	18,205	90,882	85,347	119,703	127,147	80,213	93,420
Cash-grain	6,945	2,871	19.5	13.2	15,734	7,367	9,151	3,386	26,124	13,112	34,824	20,624	24,639	26,601
Other field-crop	340	285	12.4	10.1	1,020	788	410	251	1,166	915	2,577	2,245	1,456	1,006
Vegetable	190	160	19.0	11.3	340	351	175	165	801	906	976	1,292	720	871
Fruit-and-nut	370	300	26.4	21.8	555	391	375	245	1,155	982	1,370	1,297	925	1,205
Dairy	3,741	4,243	14.5	13.0	9,691	9,281	4,960	4,615	19,130	20,304	24,846	30,870	15,702	20,076
Poultry	1,355	1,440	23.1	19.2	2,271	2,461	1,516	1,521	4,437	5,072	5,622	7,128	3,442	4,697
Other livestock	4,886	4,215	17.0	12.3	10,885	9,783	5,875	4,436	22,021	22,991	28,052	32,643	18,989	22,205
General crop	405	155	23.3	12.6	841	391	551	161	1,240	692	1,662	1,122	1,179	1,266
General livestock	490	1,380	7.5	10.0	2,135	4,025	770	1,390	4,385	8,632	6,010	12,957	3,650	4,910
Crop and livestock	1,440	1,617	11.6	10.2	4,707	4,810	2,016	1,728	9,038	10,422	12,264	15,424	8,338	9,188
Miscellaneous	312	248	20.5	12.9	461	441	366	307	1,385	1,319	1,500	1,545	1,123	1,395
Indiana	45,338	46,732	29.5	28.0	74,917	70,356	51,346	45,935	110,761	102,963	148,397	152,834	91,292	110,818
Commercial	16,987	14,040	14.7	11.4	44,486	37,074	23,255	15,918	87,680	81,270	111,569	114,898	68,915	87,936
Cash-grain	6,474	2,429	16.4	10.8	17,019	7,477	9,296	3,060	29,049	14,012	38,259	20,671	24,503	30,215
Other field-crop	260	150	15.5	8.8	632	396	315	116	697	622	1,498	1,256	826	531
Vegetable	100	70	15.9	10.7	235	222	145	96	485	348	615	554	400	495
Fruit-and-nut	40	76	11.8	14.7	140	131	70	66	235	301	325	461	195	230
Dairy	1,752	2,001	14.5	12.5	4,687	4,721	2,482	2,156	9,245	10,306	11,710	15,001	6,729	8,989
Poultry	1,266	1,261	21.3	18.5	2,151	2,232	1,471	1,256	4,492	4,369	5,742	6,252	3,012	4,577
Other livestock	5,160	5,415	14.1	11.7	13,037	13,187	6,770	6,014	29,250	32,479	35,614	44,079	23,059	29,026
General crop	165	75	21.7	9.8	355	271	220	100	501	456	719	667	407	528
General livestock	455	1,200	8.4	9.4	1,680	3,735	675	1,370	4,041	8,465	5,066	11,745	2,601	4,021
Crop and livestock	1,240	1,206	10.5	8.5	4,385	4,434	1,701	1,523	9,220	9,479	11,510	13,598	6,868	8,844
Miscellaneous	75	157	14.0	15.9	165	268	110	161	465	433	511	614	315	480
Illinois	30,959	35,947	17.6	18.4	65,171	64,725	32,755	33,864	129,890	127,528	169,141	169,625	91,533	116,046
Commercial	11,599	10,640	7.8	6.6	45,071	40,007	15,150	12,357	114,227	111,599	143,464	143,543	80,223	102,253
Cash-grain	5,107	3,180	7.4	5.3	22,969	15,987	7,481	4,382	51,994	40,816	66,992	54,190	38,157	46,715
Cotton	5	5	5.9	3.3	10	35	...	5	10	6	45	41	...	5
Other field-crop	15	20	13.0	18.0	50	45	25	20	70	45	100	100	20	45
Vegetable	150	115	16.5	8.9	255	301	160	126	755	842	861	1,137	645	720
Fruit-and-nut	85	90	15.2	11.9	226	261	110	131	378	528	548	679	343	378
Dairy	920	927	6.9	5.8	3,440	3,370	1,160	1,126	10,752	11,613	13,012	14,645	7,496	9,662
Poultry	386	675	11.9	14.1	785	1,261	435	600	2,287	2,938	3,072	3,845	1,222	1,942
Other livestock	3,735	3,942	8.5	7.7	12,543	12,180	4,373	4,234	35,523	37,073	42,790	45,758	24,906	32,184
General crop	96	120	16.1	13.0	241	330	116	105	355	497	580	721	250	355
General livestock	220	530	6.7	7.1	895	1,598	255	442	2,446	4,854	3,141	6,436	1,411	2,076
Crop and livestock	775	886	6.6	5.2	3,507	4,376	910	1,011	8,875	11,523	11,467	14,979	5,234	7,386
Miscellaneous	105	150	12.0	11.5	150	263	125	175	782	864	856	1,012	539	785
Michigan	50,797	51,797	36.6	33.3	75,717	72,494	54,715	49,595	92,971	83,135	136,072	146,895	77,726	116,423
Commercial	19,301	14,225	19.7	13.3	42,244	34,301	23,657	15,373	67,911	58,886	96,497	102,326	54,370	84,358
Cash-grain	5,890	2,521	27.5	16.8	10,661	5,718	7,301	3,101	14,280	7,769	21,086	14,166	13,341	17,956
Other field-crop	215	151	14.1	7.6	717	523	311	227	978	853	1,490	1,841	669	1,285
Vegetable	410	370	19.6	14.2	841	951	461	461	1,568	1,549	2,039	2,395	1,372	1,869
Fruit-and-nut	945	647	21.5	13.7	1,806	1,588	1,100	787	3,580	3,399	4,290	4,544	3,042	4,070
Dairy	5,094	4,819	13.6	10.5	14,872	13,173	6,606	5,109	25,418	24,508	36,958	44,279	18,878	32,219
Poultry	1,100	1,045	23.6	19.8	1,875	1,757	1,245	1,042	3,472	3,236	4,593	5,050	2,281	4,072
Other livestock	2,736	1,940	26.3	17.9	4,762	3,721	3,110	1,852	7,492	6,253	10,237	10,295	6,271	9,076
General crop	700	276	26.8	13.9	1,214	722	664	316	1,742	1,102	2,509	1,837	1,266	2,144
General livestock	535	797	16.5	13.4	1,331	1,879	725	796	2,259	3,394	3,200	5,830	1,693	2,754
Crop and livestock	1,311	1,361	14.8	12.3	3,613	3,719	1,755	1,402	6,023	5,962	8,740	10,816	4,807	7,665
Miscellaneous	365	298	26.0	18.4	552	550	379	280	1,099	861	1,355	1,273	750	1,248
Wisconsin	26,150	25,847	17.0	15.3	60,635	58,432	30,629	27,508	103,179	99,821	148,698	156,392	60,374	108,699
Commercial	11,687	9,215	8.7	6.3	45,715	41,036	17,166	12,307	92,689	89,353	131,421	137,385	53,021	97,640
Cash-grain	1,127	310	28.9	20.0	2,094	691	1,302	361	2,719	859	3,609	1,281	1,717	2,578
Other field-crop	121	110	12.7	8.6	358	416	173	159	558	679	909	1,043	391	643
Vegetable	140	231	15.3	19.5	361	547	161	281	657	720	878	1,048	470	676
Fruit-and-nut	161	76	22.3	12.4	317	220	179	120	517	379	700	546	294	615
Dairy	7,142	5,836	6.7	5.0	35,116	31,214	11,869	8,305	71,938	69,618	104,974	110,558	41,369	77,674
Poultry	510	500	20.8	17.7	930	990	565	495	1,767	1,816	2,372	2,636	1,041	1,837
Other livestock	1,235	1,152	12.0	10.2	3,406	3,444	1,512	1,255	8,116	8,127	9,811	10,559	4,155	7,406
General crop	406	157	31.8	12.3	597	473	342	223	787	663	1,166	1,039	559	826
General livestock	176	296	6.3	6.4	855	1,397	272	341	2,328	3,462	2,739	4,493	1,150	2,199
Crop and livestock	507	295	14.4	9.5	1,356	1,112	623	366	2,723	2,048	3,454	2,900	1,479	2,528
Miscellaneous	162	252	18.7	16.7	325	532	168	301	579	982	809	1,282	396	658
WEST NORTH CENTRAL														
Minnesota	22,843	24,301	13.8	13.6	59,704	55,347	24,672	21,733	112,921	107,279	155,530	150,610	55,086	94,347
Commercial	8,579	7,503	5.9	4.8	44,535	39,115	11,278	8,411	102,195	96,723	139,004	134,582	49,487	85,232
Cash-grain	1,694	1,117	5.0	4.5	10,874	7,490	2,776	1,764	22,865	13,513	31,582	19,927	10,899	17,891
Other field-crop	47	30	4.1	3.2	325	235	111	64	929	648	1,072	808	478	809
Vegetable	60	70	12.3	11.5	170	210	65	90	378	384	448	501	273	366
Fruit-and-nut	30	55	21.4	25.0	50	95	20	60	115	155	135	190	65	115
Dairy	3,353	2,569	6.7	5.1	15,786	12,375	4,558	2,699	32,657	29,115	47,091	41,988	16,892	28,017
Poultry	660	753	14.2	12.0	1,468	1,953	656	745	3,423	3,794	4,371	5,408	1,519	2,925
Other livestock	1,539	1,626	5.5	4.6	7,721	7,849	1,632	1,566	21,667	24,374	27,152	31,467	9,787	19,106
General crop	229	98	12.3	8.0	663	375	224	119	1,045	604	1,561	809	399	785
General livestock	301	507	3.0	2.8	2,656	4,048	431	615	7,192	11,550	9,694	16,309	3,664	6,109
Crop and livestock	501	480	3.1	2.6	4,627	4,153	705	527	11,546	12,063	15,405	16,467	5,299	8,771
Miscellaneous	165	198	28.8	20.5	195	332	100	162	378	523	493	708	212	338
Iowa	17,790	17,069	9.2	8.4	61,223	51,095	20,858	18,951	168,389	166,343	188,028	184,760	105,869	135,268
Commercial	7,210	6,594	4.0	3.5	50,073	39,800	10,958	8,996	156,943	156,293	173,987	172,568	98,678	126,512
Cash-grain	2,051	1,262	5.1	4.8	12,912	7,591	3,512	2,077	33,652	19,840	38,502	23,072	21,752	25,125
Other field-crop	5	...	11.6	...	15	20	10	5	22	47	33	62	18	23
Vegetable	5	50	2.9	15.9	60	105	20	50	125	217	155	284	80	100
Fruit-and-nut	5	20	33.3	15.4	10	30	5	15	10	90	15	95	5	10
Dairy	440	401	5.2	5.1	2,581	1,751	680	596	7,240	6,126	8,300	7,072	3,808	5,625
Poultry	345	418	10.8	10.4	815	990	415	398	2,773	3,032	3,083	3,424	1,508	2,303
Other livestock	3,627	3,611	3.5	3.0	27,166	22,724	5,145	4,763	94,347	103,204	102,978	112,041	60,981	79,501
General crop	51	46	12.4	8.6	151	167	61	57	322	350	377	410	182	237
General livestock	175	360	3.1	3.1	1,805	2,485	335	405	4,946	9,367	5,466	10,467	2,431	3,516
Crop and livestock	441	365	2.9	2.2	4,453	3,819	710	548	13,292	13,681	14,829	15,272	7,788	9,854
Miscellaneous	65	61	25.6	12.2	105	118	65	82	214	339	249	369	125	218

BILES, AND TRACTORS ON FARMS; AND NUMBER OF FARMS BY CLASS OF WORK POWER; BY TYPE OF FARM FOR STATES: CENSUSES OF 1954 AND 1950—Continued

for only a sample of farms. See text]

Farms reporting specified facilities—Con.		Motortrucks and/or automobiles on farms, 1954				Number of farms, by class of work power, 1954					Tractors on farm				
Home freezer		Motortrucks on farms, 1954		Automobiles on farms, 1954		No tractor, horses, or mules	No tractor and only 1 horse or mule	No tractor and 2 or more horses and/or mules	Tractor and horses and/or mules	Tractor and no horses or mules	Farms reporting, any		Wheel tractors excluding garden tractors (number)		Garden tractors, 1954 (number)
1954	1950	Farms reporting	Number	Farms reporting	Number						1954	1950	1954	1950	
79,408	36,139	69,016	77,859	151,667	197,161	33,633	4,090	8,973	22,545	107,857	137,687	127,390	194,957	158,638	34,787
59,868	27,888	55,852	63,602	108,512	142,913	12,278	1,285	5,723	17,752	86,419	106,141	101,201	166,815	136,929	23,600
17,126	4,322	15,368	17,330	32,367	42,019	3,171	140	325	3,118	28,872	32,295	18,333	53,616	27,590	6,264
606	229	901	1,098	1,997	2,418	475	185	470	582	1,035	1,647	1,156	2,184	1,488	195
355	234	731	998	851	1,230	110	30	50	125	686	891	1,048	1,287	1,287	471
730	301	840	1,150	1,245	1,795	195	30	55	175	945	1,170	1,087	1,550	1,218	280
12,959	6,824	11,975	13,251	22,136	28,980	1,725	205	1,995	5,089	16,797	22,096	23,545	33,295	30,225	4,393
2,676	1,567	1,836	2,151	4,697	5,807	1,910	205	345	496	2,921	3,782	3,963	4,275	3,955	1,365
14,341	7,522	14,387	16,403	25,550	34,259	2,861	275	1,308	4,968	19,302	24,595	25,797	40,307	36,005	5,579
817	225	871	1,096	1,506	2,097	170	35	45	298	1,189	1,517	947	2,420	1,346	351
3,345	2,897	2,480	2,630	5,505	6,845	390	50	740	1,000	4,385	5,460	10,642	8,010	13,709	1,195
6,446	3,452	5,483	6,020	11,449	15,370	620	100	335	1,771	9,628	11,514	13,662	18,805	19,327	2,403
467	315	980	1,475	1,209	2,093	651	30	55	130	659	1,174	1,021	1,066	779	1,104
77,352	37,116	69,635	78,066	131,204	162,494	31,328	2,525	5,166	18,884	95,794	119,858	106,037	173,700	135,558	30,324
63,606	31,903	59,447	67,031	101,096	127,443	12,888	1,000	3,596	16,143	81,555	99,348	91,957	155,634	124,111	23,876
21,077	5,777	21,378	24,348	35,409	44,434	3,102	140	440	3,901	31,812	35,968	18,366	58,965	27,466	7,317
459	164	547	747	1,127	1,402	300	90	291	397	595	1,007	671	1,421	1,033	105
250	77	460	580	515	705	45	15	10	85	475	580	429	910	535	215
150	116	235	295	240	305	80	15	10	25	210	260	356	280	438	85
6,274	3,660	5,575	6,019	10,485	13,211	1,480	130	630	2,183	7,692	10,055	11,106	14,594	13,772	2,302
3,047	1,351	1,886	2,183	4,657	5,400	2,600	150	255	316	2,616	3,372	2,995	3,732	3,096	1,286
21,916	13,633	20,245	22,674	32,404	41,529	4,060	320	1,060	5,905	25,151	31,586	35,552	50,484	48,878	8,370
367	145	399	490	628	752	65	...	35	96	563	664	521	997	705	157
3,056	3,040	2,266	2,417	4,621	5,577	420	40	420	1,090	3,476	4,596	9,600	6,596	11,650	1,070
6,815	3,855	6,105	6,716	10,619	13,566	460	95	435	2,090	8,775	10,940	11,968	17,300	16,264	2,619
195	85	351	562	391	562	276	5	10	55	190	320	393	355	274	350
89,657	47,805	91,381	100,356	152,189	190,062	23,843	1,831	4,971	31,102	113,958	147,860	141,988	262,213	216,595	24,263
81,441	43,763	84,388	92,775	131,844	166,920	10,662	821	3,061	28,691	104,566	134,252	131,961	249,140	207,663	21,185
37,625	16,244	40,541	44,294	63,020	78,550	3,415	180	655	10,574	54,472	65,301	54,138	123,466	90,614	10,428
5	1	30	30	30	30	15	10	25	20	15	35	6	45	15	...
40	15	60	60	80	95	15	...	10	15	75	90	81	140	145	15
347	333	667	1,002	739	1,012	180	40	5	88	594	737	1,006	1,935	1,640	210
218	146	338	475	438	613	60	5	5	137	351	493	589	804	776	95
7,990	5,654	7,047	7,457	11,871	15,271	795	130	390	3,347	8,640	12,047	12,576	21,710	18,754	1,291
1,232	895	772	879	2,392	2,902	1,625	65	215	271	1,056	1,502	1,582	1,726	1,545	376
25,159	14,064	26,176	28,998	38,930	50,564	3,416	336	1,251	10,245	28,582	39,032	40,266	74,264	64,327	6,345
260	170	280	285	490	620	81	15	25	160	315	475	662	765	944	80
1,786	1,622	1,536	1,611	2,761	3,365	220	...	185	756	2,115	2,881	5,521	4,691	7,075	343
6,439	4,381	6,400	6,807	10,412	12,739	395	40	265	3,020	8,012	11,082	14,966	18,906	21,267	1,465
340	238	541	877	681	1,159	445	...	30	58	339	577	568	688	561	537
60,183	29,026	62,145	71,076	122,052	156,909	19,035	1,517	3,015	16,855	98,521	119,101	111,373	163,190	133,659	20,690
45,827	22,750	50,171	58,059	87,331	113,140	7,319	582	1,860	13,469	74,931	89,555	86,276	134,102	110,606	13,944
9,768	3,390	10,140	11,666	19,610	24,803	1,486	61	155	1,892	17,847	19,874	12,401	30,269	17,154	3,165
792	492	1,040	1,476	1,410	1,874	30	5	35	173	1,282	1,455	1,711	2,659	2,446	199
836	442	1,494	1,983	1,803	2,420	265	15	10	255	1,545	1,895	2,115	2,809	2,348	947
2,216	1,100	3,405	4,526	3,814	5,570	305	35	55	516	3,479	4,045	3,995	6,229	5,092	522
17,006	9,150	18,077	19,873	33,374	43,024	1,592	200	880	6,364	28,526	35,040	37,723	52,780	47,768	3,939
1,892	1,042	1,807	1,919	3,817	4,755	1,406	45	80	226	2,896	3,412	3,139	3,741	3,237	832
5,470	2,565	5,678	6,653	9,030	11,722	1,009	105	280	1,750	7,256	9,116	8,169	13,324	10,668	1,458
1,062	372	1,388	1,710	2,327	2,870	300	20	40	186	2,063	2,289	1,566	3,449	2,156	350
1,643	1,214	1,533	1,607	2,929	3,742	115	25	115	585	2,400	3,000	4,896	4,291	6,057	467
4,704	2,710	4,790	5,475	8,104	10,887	290	35	175	1,358	6,987	8,405	9,641	13,465	12,844	1,406
438	273	819	1,171	1,113	1,473	521	36	35	164	650	1,024	920	1,086	836	659
64,599	36,819	78,731	87,363	139,429	179,680	13,646	937	4,918	40,174	93,947	135,901	127,488	210,986	162,706	10,657
58,680	33,597	73,723	81,637	123,900	160,375	6,485	587	4,102	38,735	85,155	124,625	118,265	199,637	154,301	8,541
1,626	278	1,803	2,231	3,373	4,343	485	10	115	455	2,839	3,319	1,057	5,001	1,512	280
422	261	548	988	836	1,191	125	5	65	169	590	764	956	1,619	1,484	45
367	240	551	1,066	761	1,086	156	...	35	80	647	787	879	1,598	1,368	252
251	167	535	962	583	840	100	...	10	51	560	631	460	782	476	173
46,407	26,374	57,674	62,045	99,486	127,844	3,146	455	3,241	33,025	67,483	100,758	96,693	160,475	124,845	5,942
956	577	867	984	2,092	2,526	785	15	95	215	1,337	1,652	1,513	1,917	1,582	255
4,927	2,867	6,864	7,601	9,195	12,262	827	70	335	2,845	6,250	9,160	8,829	15,936	12,505	689
425	227	483	639	1,035	1,327	236	10	46	136	850	996	676	1,548	929	120
1,402	1,349	1,784	1,923	2,583	3,531	155	...	60	765	1,804	2,579	3,953	4,460	5,442	166
1,632	925	2,083	2,415	3,299	4,451	80	5	55	878	2,496	3,384	2,490	5,848	3,528	268
265	332	531	783	657	974	390	17	45	116	299	595	759	453	630	351
63,799	29,408	80,425	90,295	151,380	192,877	14,144	795	4,021	43,349	103,015	147,669	142,911	245,090	196,305	6,099
58,976	27,503	75,561	84,886	135,593	173,277	7,251	365	3,066	41,518	94,327	136,360	134,372	233,495	188,221	4,700
13,343	3,612	19,471	22,959	31,699	41,338	1,529	35	196	5,817	26,379	32,216	22,360	60,877	35,377	922
567	211	1,016	2,119	1,079	1,760	50	...	10	146	936	1,082	801	2,699	1,630	90
224	116	354	572	376	536	60	10	16	64	339	418	461	840	761	183
65	50	65	80	115	145	50	5	...	10	75	125	160	90	140	85
18,129	7,793	21,588	22,946	45,584	56,149	1,750	145	1,731	18,824	27,362	46,316	41,288	68,504	49,354	1,205
1,520	1,018	1,726	2,068	3,886	4,937	1,510	30	140	576	2,380	3,076	3,593	4,190	4,399	276
12,903	7,330	15,930	17,348	26,203	34,479	1,260	85	487	8,005	18,203	26,253	30,999	48,888	46,680	985
514	159	1,011	1,382	1,579	2,128	177	5	50	307	1,326	1,648	786	2,924	1,236	70
4,579	3,745	4,995	5,203	9,429	11,879	255	25	181	3,436	6,063	9,514	16,175	15,998	21,832	311
6,981	3,333	9,042	9,697	15,205	19,332	420	20	220	4,242	11,012	15,284	17,299	28,070	26,373	379
151	136	363	512	438	594	190	5	35	91	252	428	450	415	439	194
78,603	30,394	80,048	84,648	178,217	225,451	19,363	1,255	4,217	39,264	128,910	169,719	161,305	294,781	230,622	14,662
75,108	29,015	76,673	80,899	166,590	211,609	11,393	845	3,487	38,314	124,199	163,288	156,927	288,431	226,987	13,263
14,684	3,347	15,794	16,704	37,265	47,095	2,685	125	405	6,173	30,709	37,027	22,431	66,683	33,928	2,603
12	21	28	59	22	65	5	...	...	1	37	43	52	96	99	15
40	35	110	170	110	155	30	5	10	5	120	140	219	275	308	70
5	5	5	5	15	15	...	...	...	...	15	15	50	20	40	5
3,543	1,090	3,415	3,604	7,649	9,608	775	25	315	2,139	5,286	7,480	5,761	12,015	7,586	644
1,113	472	893	1,074	2,527	3,034	1,490	30	95	230	1,353	1,698	1,681	2,318	1,889	316
47,411	20,029	47,904	50,414	98,967	126,632	5,312	600	2,202	25,644	71,041	97,015	102,470	173,500	149,014	8,071
127	36	131	156	352	428	71	...	5	60	276	341	359	505	496	61
2,191	1,611	2,101	2,141	5,181	6,303	370	30	245	1,146	3,825	5,021	8,987	7,884	11,558	385
5,902	2,302	6,153	6,331	14,304	17,955	525	20	210	2,893	11,446	14,354	14,711	24,943	21,869	990
80	67	139	241	198	319	130	10	...	23	91	154	206	192	200	103

Table 4.—SPECIFIED CHARACTERISTICS OF FARM OPERATORS; SPECIFIED FACILITIES; MOTORTRUCKS, AUTOMO-
COMMERCIAL FARMS, BY REGIONS AND

[Data are based on reports

Region, State, and type of farm	Operators reporting other income of himself and family exceeding value of agricultural products sold				Operators working off their farms				Farms reporting specified facilities					
	Total number		Percent of all operators in each group		Total number		Working 100 or more days		Telephone		Electricity		Television, 1954	Piped running water, 1954
	1954	1949	1954	1949	1954	1949	1954	1949	1954	1950	1954	1950		
WEST NORTH CENTRAL—Continued														
Missouri	60,127	63,222	29.8	27.5	88,078	82,160	51,602	47,096	106,301	106,768	188,570	159,187	63,400	84,983
Commercial	14,991	14,762	10.7	9.0	47,206	41,143	17,070	13,364	79,953	83,795	133,447	118,950	45,501	64,335
Cash-grain	2,327	1,125	11.4	8.7	7,680	3,763	2,686	1,171	12,759	6,315	19,292	9,280	8,088	9,242
Cotton	536	810	4.7	6.1	3,774	3,047	999	697	1,742	587	10,856	8,492	3,448	4,355
Other field-crop	50	50	15.6	9.3	150	160	75	55	140	210	290	385	140	70
Vegetable	36	40	16.4	8.5	47	75	26	30	142	202	204	348	116	168
Fruit-and-nut	46	65	15.4	10.1	107	177	36	97	161	228	253	470	101	136
Dairy	3,237	2,976	11.8	10.0	10,021	7,668	3,852	2,599	11,728	12,237	26,178	22,327	6,728	11,864
Poultry	627	868	14.1	12.4	1,385	1,619	608	653	2,765	3,880	4,240	5,060	1,207	2,561
Other livestock	6,684	7,212	11.2	9.2	18,617	18,977	7,229	6,671	40,107	47,833	56,956	56,809	20,856	28,792
General crop	249	138	15.1	8.8	588	287	192	85	957	553	1,562	1,126	620	820
General livestock	434	756	9.5	7.5	1,362	2,533	472	581	3,067	6,127	4,388	7,048	1,041	1,894
Crop and livestock	702	613	7.7	6.5	3,333	2,610	838	579	6,062	5,382	8,778	7,264	2,907	4,092
Miscellaneous	63	109	12.8	14.9	142	227	57	146	323	241	450	341	249	341
North Dakota	3,209	3,629	5.2	5.6	15,219	15,417	4,452	4,563	28,386	27,219	55,824	44,214	11,190	25,413
Commercial	1,847	1,854	3.1	3.0	13,623	13,465	3,161	3,056	27,566	26,590	54,121	43,085	10,906	24,818
Cash-grain	1,268	1,181	3.3	3.0	9,421	9,030	2,415	2,222	18,167	17,136	34,960	27,345	7,659	16,161
Other field-crop	7	27	0.8	3.9	146	218	46	61	581	436	784	569	201	549
Vegetable	5	...	33.3	...	5	...	...	...	10	...	15	...	...	10
Fruit-and-nut	...	...	...	...	...	5	...	5	...	...	...	5	...	...
Dairy	52	81	1.6	3.2	663	491	97	90	1,282	908	2,837	1,437	439	1,016
Poultry	15	30	5.1	10.7	50	55	5	30	188	120	271	206	71	152
Other livestock	283	315	3.7	3.1	1,516	1,976	317	420	3,397	3,961	7,128	6,576	1,253	3,461
General crop	42	21	7.2	6.5	156	72	47	21	272	151	484	251	102	212
General livestock	23	45	2.3	3.3	201	241	12	30	446	521	965	932	112	473
Crop and livestock	147	149	2.2	1.9	1,460	1,357	217	162	3,148	3,307	6,597	5,719	1,064	2,719
Miscellaneous	5	5	5.9	6.2	5	20	5	15	75	50	80	45	5	65
South Dakota	3,668	4,599	5.9	6.9	17,091	15,712	4,333	4,885	37,376	36,850	56,733	45,892	10,600	29,749
Commercial	2,014	2,208	3.4	3.5	15,288	13,298	2,876	3,028	35,931	35,414	54,574	43,973	10,267	28,557
Cash-grain	740	584	4.0	4.3	5,432	3,878	1,256	1,050	10,056	6,898	16,144	8,945	3,072	8,219
Other field-crop	1	5	1.1	5.1	28	27	7	5	60	32	76	91	21	35
Vegetable	...	...	...	...	10	15	...	...	15	25	25	25	5	15
Fruit-and-nut	...	...	...	...	...	5	...	...	...	5	...	5	...	...
Dairy	80	91	5.3	4.7	379	446	85	126	841	1,018	1,416	1,395	237	694
Poultry	95	70	13.2	8.4	185	181	35	81	456	487	661	642	140	364
Other livestock	864	1,215	3.1	3.5	6,282	6,534	1,093	1,387	17,665	20,047	25,912	24,611	5,165	14,545
General crop	121	42	12.2	9.5	349	142	141	51	532	173	845	235	119	453
General livestock	36	75	2.0	2.3	470	518	56	76	1,044	1,828	1,704	2,329	162	666
Crop and livestock	76	106	0.9	1.4	2,142	1,527	192	237	5,205	4,829	7,724	5,627	1,336	3,500
Miscellaneous	1	20	1.4	21.5	11	25	11	15	57	72	67	68	10	66
Nebraska	8,521	8,613	8.5	8.0	29,922	25,021	9,210	8,223	73,152	69,484	95,385	83,315	34,182	69,720
Commercial	3,865	3,670	4.1	3.7	25,289	20,053	5,298	4,015	68,984	65,626	89,379	78,058	32,367	65,482
Cash-grain	1,420	1,154	4.1	3.5	10,873	7,744	2,234	1,673	24,152	20,216	32,263	25,549	12,847	21,875
Other field-crop	16	35	3.4	5.3	87	146	16	56	259	271	461	622	82	376
Vegetable	...	5	...	6.7	5	10	...	10	60	55	80	70	55	55
Fruit-and-nut	5	5	20.0	7.1	10	45	5	10	25	45	25	50	15	20
Dairy	147	215	5.2	7.4	822	750	183	240	2,232	1,916	2,739	2,381	980	2,067
Poultry	125	186	14.0	9.6	243	427	136	132	668	1,195	849	1,525	283	620
Other livestock	1,630	1,497	3.9	3.5	9,576	7,395	2,058	1,399	32,004	29,728	40,382	33,390	14,175	31,820
General crop	178	47	12.3	4.6	530	253	214	63	952	580	1,303	778	318	1,062
General livestock	76	200	4.7	4.4	398	910	80	155	1,185	2,992	1,559	3,496	480	986
Crop and livestock	247	281	2.5	2.3	2,719	2,323	356	247	7,331	8,487	9,596	10,016	3,057	6,484
Miscellaneous	21	45	17.2	16.7	26	50	16	30	116	141	122	181	75	117
Kansas	22,669	21,820	18.8	16.6	52,066	46,464	24,831	20,035	89,927	89,756	111,651	97,728	34,010	73,641
Commercial	9,501	7,711	9.3	6.9	39,150	32,965	13,370	8,537	77,769	78,635	95,535	83,642	28,270	63,885
Cash-grain	4,705	2,577	8.7	6.3	22,032	13,699	7,820	3,845	40,234	26,692	49,761	29,964	15,320	34,801
Other field-crop	5	10	7.4	10.3	25	41	10	15	48	50	63	66	25	43
Vegetable	20	30	13.2	14.6	50	50	20	20	127	130	147	145	100	132
Fruit-and-nut	10	30	13.2	21.4	25	30	10	15	56	115	76	120	41	66
Dairy	824	715	10.1	8.2	3,151	2,456	986	720	6,126	6,096	7,827	7,016	2,451	4,626
Poultry	170	360	11.6	12.3	386	585	170	210	1,171	2,078	1,342	2,085	366	827
Other livestock	2,723	2,900	10.7	7.9	8,556	9,650	3,104	2,610	19,639	26,618	23,879	27,519	6,777	16,022
General crop	196	75	16.7	7.5	461	268	230	88	927	689	1,085	705	372	804
General livestock	196	365	8.8	5.2	755	1,857	145	315	1,687	5,258	2,154	5,032	513	1,075
Crop and livestock	622	604	6.6	4.2	3,633	4,263	829	663	7,566	10,722	9,007	11,003	2,227	5,306
Miscellaneous	30	45	15.4	12.2	76	66	46	36	188	187	194	187	78	183
SOUTH ATLANTIC														
Delaware	1,889	1,921	30.0	25.8	2,437	2,667	1,804	1,844	5,300	4,990	5,993	6,112	3,785	5,375
Commercial	894	781	17.9	14.1	1,467	1,462	939	784	4,309	3,990	4,802	4,731	3,025	4,394
Cash-grain	246	70	21.4	11.5	378	156	256	65	936	383	1,062	452	535	891
Cotton	...	...	...	...	...	...	...	...	...	...	...	...	...	...
Other field-crop	...	...	...	...	...	...	...	...	55	5	55	5	55	50
Vegetable	25	35	11.5	10.8	31	85	21	8	163	202	213	222	136	183
Fruit-and-nut	10	...	38.5	...	11	...	11	...	21	13	21	18	6	21
Dairy	60	65	6.5	5.3	200	200	65	95	791	902	876	1,097	656	831
Poultry	442	508	23.1	20.6	634	809	475	540	1,720	1,855	1,867	2,230	1,151	1,775
Other livestock	60	42	26.8	16.9	90	51	60	21	204	181	224	211	154	204
General crop	20	15	16.5	12.5	31	40	15	25	101	90	121	80	76	101
General livestock	5	10	12.2	8.3	10	35	5	5	26	80	41	85	16	41
Crop and livestock	21	36	9.2	9.4	67	86	26	25	198	257	223	309	162	198
Miscellaneous	5	...	4.6	...	15	...	5	...	94	22	99	22	78	99
Maryland	11,589	12,701	35.7	35.1	15,391	15,709	11,106	11,221	22,137	19,457	30,160	30,302	20,099	23,903
Commercial	3,733	3,288	16.9	13.9	7,433	6,561	3,979	3,198	15,943	13,883	20,649	20,332	14,086	17,194
Cash-grain	446	197	16.2	14.1	868	438	421	213	1,897	732	2,561	1,126	1,602	2,014
Cotton	...	...	...	...	...	...	...	...	...	...	...	...	...	...
Other field-crop	841	586	17.9	11.7	1,916	1,392	1,001	652	2,476	2,079	3,896	3,199	2,865	2,525
Vegetable	147	190	19.6	16.2	272	387	151	156	476	591	681	937	408	531
Fruit-and-nut	25	35	10.5	15.1	56	76	35	31	188	107	224	197	168	194
Dairy	423	521	6.8	7.6	1,627	1,338	627	574	5,121	4,819	6,067	6,602	4,414	5,572
Poultry	680	858	24.3	23.8	949	1,228	635	729	2,274	2,302	2,741	3,401	1,639	2,495
Other livestock	840	542	36.1	24.9	1,003	851	729	534	1,811	1,449	2,273	1,958	1,659	2,043
General crop	45	91	9.4	16.9	149	132	62	62	303	315	443	482	177	328
General livestock	50	71	15.3	11.6	100	257	45	72	241	410	316	730	211	256
Crop and livestock	178	133	14.5	8.8	416	348	206	102	914	860	1,169	1,387	761	969
Miscellaneous	58	64	20.5	15.3	77	114	67	73	242	219	278	313	182	267

BILES, AND TRACTORS ON FARMS; AND NUMBER OF FARMS BY CLASS OF WORK POWER; BY TYPE OF FARM FOR STATES: CENSUSES OF 1954 AND 1950—Continued

for only a sample of farms. See text]

Farms reporting specified facilities—Con.		Motortrucks and/or automobiles on farms, 1954				Number of farms, by class of work power, 1954					Tractors on farms				
Home freezer		Motortrucks on farms, 1954		Automobiles on farms, 1954		No tractors, horses, or mules	No tractor and only 1 horse or mule	No tractor and 2 or more horses and/or mules	Tractor and horses and/or mules	Tractor and no horses or mules	Farms reporting, any		Wheel tractors excluding garden tractors (number)		Garden tractors, 1954 (number)
1954	1950	Farms reporting	Number	Farms reporting	Number						1954	1950	1954	1950	
51,092	16,200	87,791	95,880	142,355	161,096	49,641	6,923	19,942	44,811	80,363	128,956	100,312	165,866	117,385	14,677
40,005	12,977	69,041	76,004	103,440	118,620	17,968	2,709	12,800	39,917	66,913	107,847	89,633	146,550	108,173	10,221
6,396	1,325	10,941	12,330	16,468	18,895	1,505	143	577	4,651	13,589	18,295	9,750	28,085	13,806	1,641
2,225	559	5,900	6,891	6,556	8,012	3,760	50	390	955	6,276	7,261	6,398	11,928	9,371	110
70	10	90	95	220	245	85	15	45	35	140	175	226	225	256	10
53	65	189	200	173	208	20	10	26	91	72	174	253	252	255	146
91	38	198	217	188	215	75	5	40	47	131	183	265	251	294	21
6,142	2,199	13,570	14,443	18,240	20,325	3,935	1,131	3,830	6,489	12,121	18,845	12,731	22,002	13,861	1,664
1,331	557	1,670	1,812	3,004	3,292	1,435	171	555	711	1,573	2,414	2,092	2,561	2,137	409
19,111	6,536	28,959	31,763	46,293	53,385	5,873	1,044	6,190	21,579	25,135	47,125	44,404	63,353	52,391	4,896
427	144	846	1,001	1,220	1,477	244	45	90	391	875	1,276	954	2,028	1,336	144
1,215	658	1,703	1,785	3,438	3,775	395	40	602	1,607	1,904	3,541	5,259	4,168	5,698	278
2,814	822	4,667	5,011	7,327	8,350	405	45	414	3,281	4,972	8,273	7,106	11,438	8,556	717
130	64	308	456	313	441	236	10	41	80	125	285	195	259	212	185
25,222	8,244	49,987	66,821	55,874	72,322	2,663	171	1,090	29,068	28,816	58,052	58,338	110,223	95,349	2,034
24,785	8,145	49,167	65,860	54,213	70,337	1,709	131	842	28,794	28,070	56,947	57,338	108,948	94,259	1,920
15,932	5,462	33,019	44,616	35,514	45,839	1,131	68	277	15,644	21,872	37,528	36,278	71,165	60,110	1,303
524	209	778	1,892	788	1,288	40	...	5	139	646	785	665	2,134	1,585	21
...	...	15	15	...	...	10	5	...	...	...	15	...	...	...	15
...	...	...	...	...	...	...	...	...	...	...	...	5	...	...	...
1,150	187	2,206	2,618	2,879	3,488	115	20	146	2,144	760	2,904	2,093	4,836	2,869	73
122	25	160	195	274	333	55	5	30	61	145	206	156	311	202	10
3,495	1,051	6,242	8,297	6,813	9,225	217	28	295	5,209	1,991	7,206	8,896	14,925	15,050	238
234	91	449	644	528	708	16	...	15	149	404	553	276	1,049	595	24
448	91	748	824	917	1,131	5	...	21	647	315	962	1,264	1,636	1,831	19
2,880	1,024	5,475	6,634	6,440	8,260	60	5	53	4,796	1,917	6,718	7,684	12,847	11,985	152
...	5	75	125	60	65	60	...	...	5	20	70	21	45	27	65
21,849	6,136	38,788	47,722	56,914	74,067	3,749	224	1,526	22,922	33,929	57,032	56,267	107,725	85,986	2,236
21,344	5,954	37,910	46,654	54,971	71,749	2,438	158	1,312	22,633	33,255	55,989	55,122	106,500	84,735	2,104
5,780	1,156	11,405	14,549	16,703	21,604	925	22	112	4,704	12,559	17,283	12,050	32,275	18,946	590
23	25	82	145	82	93	...	...	...	8	79	87	88	185	227	...
10	5	5	5	20	25	15	...	...	...	10	20	30	20	45	10
...	...	...	...	...	...	...	...	...	...	...	...	5	...	...	...
566	162	978	1,157	1,400	1,837	85	...	42	679	712	1,391	1,516	2,460	2,104	39
189	95	281	295	591	658	315	15	20	54	317	381	352	453	414	31
10,946	3,532	18,570	22,946	25,793	34,357	805	95	964	12,982	13,235	26,237	30,574	51,881	47,791	1,042
270	31	581	729	823	1,096	102	6	31	283	568	851	315	1,544	451	19
521	241	959	1,048	1,706	2,104	55	5	56	726	988	1,724	2,766	2,852	3,545	41
3,018	687	4,997	5,728	7,794	9,906	101	15	81	3,196	4,759	7,976	7,393	14,780	11,187	302
21	20	52	52	59	69	35	...	6	1	28	39	33	50	25	30
37,503	11,063	60,257	72,196	92,705	121,117	8,673	760	2,136	33,348	55,816	89,523	87,567	157,645	123,461	3,319
36,180	10,560	58,413	70,116	87,470	114,698	4,991	509	1,819	32,811	54,023	87,013	85,397	154,983	121,342	3,007
11,907	3,055	21,695	26,479	32,240	41,507	1,642	101	294	8,007	24,569	32,631	29,294	55,520	41,449	1,085
188	70	436	726	441	665	10	...	5	104	347	451	582	1,172	1,214	...
20	...	70	75	50	55	10	5	15	15	35	60	50	70	70	30
5	5	10	10	20	30	10	...	...	...	15	20	25	20	25	10
1,095	311	1,539	1,677	2,575	3,288	305	65	111	845	1,513	2,368	2,011	3,902	2,482	100
297	166	344	408	713	869	402	5	30	133	325	460	799	598	1,013	49
17,904	5,251	26,702	31,853	39,054	52,611	2,032	286	1,147	19,557	19,105	38,724	37,092	72,866	54,153	1,333
443	82	963	1,296	1,250	1,638	190	5	18	324	911	1,240	807	2,397	1,366	44
568	375	883	957	1,487	1,804	85	1	90	502	946	1,458	3,612	2,123	4,437	73
3,722	1,240	5,685	6,494	9,538	12,068	225	41	99	3,312	6,237	9,549	11,033	16,253	15,062	228
31	5	86	141	102	163	80	...	10	12	20	52	92	62	71	55
36,481	11,274	84,494	112,422	105,034	129,597	14,100	1,209	3,534	37,547	63,901	102,731	98,970	165,401	138,515	7,827
32,911	10,212	77,912	105,198	91,276	113,504	5,780	588	2,440	35,589	58,129	94,081	92,837	156,750	132,786	6,247
17,813	4,040	44,403	62,602	49,372	61,131	2,084	132	411	15,287	36,260	51,599	36,450	89,330	56,203	3,051
22	15	48	72	58	80	10	...	...	21	37	58	62	132	104	5
62	10	107	132	97	110	20	5	...	17	110	137	125	182	155	56
31	15	56	74	61	76	5	...	5	21	45	66	70	89	70	25
2,403	789	5,195	5,852	6,859	8,177	640	55	386	2,664	4,432	7,136	6,246	10,196	7,761	636
420	167	567	662	1,147	1,294	560	30	165	169	538	762	1,139	913	1,235	143
8,402	3,499	18,584	25,001	22,085	28,427	1,826	305	1,074	12,472	9,733	22,321	29,478	37,397	41,980	1,417
365	86	811	1,155	1,038	1,363	157	...	19	268	728	1,021	715	1,882	1,030	111
545	400	1,219	1,337	1,945	2,235	150	25	190	808	1,067	1,895	5,478	2,513	6,580	106
2,811	1,176	6,784	8,062	8,460	10,414	216	35	170	3,847	5,132	8,979	12,947	14,033	17,611	596
37	15	138	249	154	197	112	1	20	15	47	107	127	83	57	101
3,279	1,598	3,786	5,191	5,198	7,055	1,282	284	188	1,477	3,060	4,828	4,046	7,668	5,455	1,078
2,804	1,398	3,320	4,648	4,243	5,935	782	149	138	1,326	2,610	4,087	3,465	6,984	4,942	808
590	142	721	845	952	1,238	151	20	40	286	650	941	364	1,568	556	155
...	...	...	...	...	...	...	...	...	...	...	...	...	...	...	...
35	5	50	185	55	95	5	...	...	20	30	50	5	165	20	...
101	64	188	312	176	263	5	10	15	46	142	193	188	492	377	21
16	2	21	36	16	56	...	...	5	...	21	21	14	67	35	10
581	377	721	880	730	1,035	25	10	35	351	500	856	1,048	1,692	1,599	191
1,044	642	1,097	1,521	1,683	2,304	531	89	32	370	893	1,384	1,227	1,782	1,437	280
164	48	108	197	192	297	30	5	6	97	86	188	152	297	233	40
36	25	101	159	101	139	5	5	...	31	80	111	80	224	135	21
31	15	41	52	36	56	...	...	...	16	25	41	90	79	115	15
148	67	183	283	208	320	5	5	5	96	117	218	275	426	407	41
58	11	89	178	94	132	25	5	...	13	66	84	22	192	28	34
14,468	7,092	16,843	22,275	26,153	38,077	7,842	1,393	1,468	7,413	14,367	23,327	20,532	34,847	26,106	4,899
11,018	5,433	13,733	18,676	18,282	28,078	2,704	613	853	6,405	11,467	18,334	16,492	30,628	22,588	3,276
1,174	304	1,824	2,564	2,151	2,796	271	45	100	721	1,610	2,351	1,038	4,179	1,605	304
...	...	...	...	...	...	...	...	...	...	...	...	...	...	...	...
1,629	574	1,885	2,279	3,734	5,283	730	240	275	1,524	1,917	3,511	2,899	5,030	3,473	181
317	192	606	1,064	546	845	70	35	40	229	377	656	851	1,296	1,285	100
98	19	189	381	199	380	40	5	10	42	142	194	157	294	206	55
3,879	2,148	4,696	6,047	5,401	8,985	145	25	151	1,845	4,016	5,877	5,856	10,902	8,655	1,310
1,391	836	1,470	1,887	2,295	2,903	1,011	138	55	424	1,168	1,803	1,897	2,157	2,116	464
1,323	638	1,441	2,057	2,022	3,605	262	70	81	778	1,133	1,941	1,495	3,255	2,082	444
199	121	318	453	389	591	30	10	50	195	194	394	397	702	586	30
226	145	216	273	281	447	20	10	20	106	170	281	480	498	634	106
675	394	897	1,196	1,052	1,558	35	25	61	485	623	1,108	1,205	1,988	1,690	132
107	62	191	475	212	685	90	10	10	56	117	218	217	327	256	150

Table 4.—SPECIFIED CHARACTERISTICS OF FARM OPERATORS; SPECIFIED FACILITIES; MOTORTRUCKS, AUTOMO-
COMMERCIAL FARMS, BY REGIONS AND

[Data are based on reports

Region, State, and type of farm	Operators reporting other income of himself and family exceeding value of agricultural products sold				Operators working off their farms				Farms reporting specified facilities					
	Total number		Percent of all operators in each group		Total number		Working 100 or more days		Telephone		Electricity		Television, 1954	Piped running water, 1954
	1954	1949	1954	1949	1954	1949	1954	1949	1954	1950	1954	1950		
SOUTH ATLANTIC—Continued														
Virginia	55,572	59,793	40.8	39.6	68,619	67,367	49,043	49,188	45,869	35,847	125,021	114,241	43,702	68,750
Commercial	9,022	7,930	12.6	10.2	21,993	18,247	9,120	7,377	24,973	20,124	66,022	60,118	22,862	38,540
Cash-grain	693	368	20.5	15.4	1,362	805	708	368	1,472	679	3,151	1,906	1,528	2,263
Cotton	10	11	5.1	3.0	40	81	...	11	...	5	115	126	20	20
Other field-crop	1,915	1,657	5.9	4.8	7,793	5,558	2,144	1,641	4,106	2,233	28,797	22,680	7,460	10,666
Vegetable	50	51	7.1	6.0	175	244	45	53	352	244	647	599	297	442
Fruit-and-nut	208	146	17.0	15.0	367	273	195	149	693	423	1,176	877	518	877
Dairy	786	835	10.2	10.2	2,518	2,034	944	839	4,365	4,078	7,574	7,707	3,115	5,745
Poultry	1,438	1,267	27.5	21.4	2,406	2,094	1,450	1,110	3,258	2,492	5,070	5,239	2,273	4,039
Other livestock	2,731	2,320	21.7	16.9	4,671	4,030	2,521	2,057	7,341	6,455	11,906	11,903	4,693	9,215
General crop	247	176	12.9	10.5	599	494	307	173	617	445	1,733	1,252	742	1,142
General livestock	119	310	10.1	11.4	409	736	128	240	642	1,215	1,153	2,351	393	792
Crop and livestock	452	421	12.2	8.5	1,162	1,353	373	412	1,599	1,336	3,580	4,347	1,312	2,498
Miscellaneous	373	368	29.9	23.2	491	545	305	324	528	519	1,120	1,131	511	841
West Virginia	35,225	46,678	51.4	57.3	39,250	45,599	29,507	35,022	21,746	21,719	63,274	59,137	20,002	30,391
Commercial	3,255	3,183	15.1	13.6	7,682	7,018	3,218	2,647	8,546	8,845	20,087	17,412	6,283	11,544
Cash-grain	97	25	13.0	7.4	292	110	121	20	242	126	679	245	220	325
Cotton	...	...	...	...	...	...	...	...	...	...	...	...	...	...
Other field-crop	150	95	10.1	7.6	350	216	140	60	151	86	1,301	672	460	291
Vegetable	5	15	6.9	13.5	21	30	6	20	37	61	57	106	27	32
Fruit-and-nut	103	16	17.0	4.0	201	66	97	28	309	236	560	349	241	289
Dairy	593	535	12.6	12.3	1,759	1,276	692	512	2,532	2,289	4,558	3,839	1,877	3,102
Poultry	733	764	23.3	22.9	1,352	1,240	698	537	1,135	1,138	3,004	2,523	770	1,801
Other livestock	1,287	1,324	15.5	13.3	2,949	3,030	1,230	1,120	3,267	3,697	7,662	7,112	1,985	4,556
General crop	42	30	12.6	12.8	132	61	37	36	91	64	288	174	82	103
General livestock	47	136	7.0	7.9	164	470	46	90	271	628	628	1,285	161	298
Crop and livestock	105	91	11.2	9.6	302	272	91	97	317	260	900	657	319	470
Miscellaneous	93	152	19.1	21.3	160	247	60	127	194	260	450	450	141	277
North Carolina	71,352	77,861	26.6	27.0	110,706	97,109	67,242	59,983	45,165	23,342	251,007	219,422	70,560	128,275
Commercial	13,798	14,822	7.6	7.7	52,011	40,113	16,387	12,553	23,864	12,350	170,911	149,425	43,232	79,184
Cash-grain	622	275	12.8	8.8	1,484	785	631	236	1,283	535	4,544	2,513	2,007	2,963
Cotton	1,190	1,665	7.7	7.8	5,000	5,089	1,652	1,368	1,372	1,129	13,850	14,111	2,535	3,862
Other field-crop	6,837	7,964	5.3	5.9	35,185	25,434	9,060	7,178	10,577	5,015	120,820	103,612	26,254	47,467
Vegetable	100	115	10.3	8.5	366	318	75	96	182	131	870	972	278	595
Fruit-and-nut	104	126	13.1	17.2	174	194	63	98	270	149	758	583	310	598
Dairy	566	726	9.1	13.7	1,570	1,190	663	605	2,833	1,456	6,040	4,998	2,691	5,349
Poultry	1,914	1,288	28.5	23.9	2,544	1,669	1,722	979	2,129	813	6,563	4,839	2,844	5,643
Other livestock	1,172	778	17.0	12.4	2,149	1,443	1,124	650	2,261	1,177	6,651	5,380	2,777	5,466
General crop	487	525	8.7	9.8	1,714	1,331	587	400	1,178	513	5,209	4,314	1,617	2,919
General livestock	40	111	9.2	11.2	120	221	50	56	141	188	417	872	156	372
Crop and livestock	389	600	10.5	10.5	1,116	1,559	380	419	1,050	736	3,589	5,141	1,285	2,805
Miscellaneous	377	649	21.9	23.6	589	880	380	468	588	508	1,600	2,090	478	1,145
South Carolina	43,242	45,766	34.8	32.9	59,327	51,517	38,133	32,768	21,606	11,896	109,100	95,060	24,866	50,196
Commercial	6,613	6,914	9.0	8.2	23,626	18,845	7,652	5,513	10,356	6,247	64,692	57,142	11,729	25,897
Cash-grain	291	152	19.9	13.2	531	309	333	142	738	249	1,385	890	675	1,184
Cotton	2,556	2,554	7.6	6.4	11,716	9,814	2,818	1,928	2,510	1,745	27,775	24,259	4,004	7,391
Other field-crop	1,154	1,624	4.7	5.9	6,955	4,761	1,818	1,326	1,612	890	22,716	19,016	2,100	6,728
Vegetable	45	99	8.3	8.4	155	246	45	89	144	126	482	809	135	301
Fruit-and-nut	215	193	25.2	29.2	342	228	261	148	491	222	842	613	480	787
Dairy	279	316	15.4	19.9	507	396	324	258	961	652	1,804	1,517	790	1,698
Poultry	422	401	26.3	26.4	641	456	434	289	816	426	1,587	1,445	664	1,452
Other livestock	715	458	19.9	15.1	1,151	819	736	437	1,494	652	3,436	2,651	1,398	3,011
General crop	409	424	15.2	12.1	796	826	384	340	600	424	2,388	2,691	712	1,513
General livestock	10	33	9.3	11.6	30	37	15	22	52	68	107	269	21	87
Crop and livestock	225	378	15.5	15.5	440	606	203	267	576	482	1,410	2,085	465	1,179
Miscellaneous	292	282	36.8	25.1	362	347	281	267	362	311	760	897	285	566
Georgia	60,307	65,168	36.4	32.9	79,326	72,166	50,104	43,449	36,495	18,619	152,340	149,323	45,724	85,757
Commercial	13,326	11,837	13.1	9.7	35,612	29,081	13,009	8,907	18,611	9,422	93,922	92,474	23,705	51,906
Cash-grain	359	110	20.8	10.3	728	306	340	107	580	162	1,626	800	711	1,205
Cotton	3,365	2,614	8.6	6.3	13,148	9,731	3,006	1,631	3,625	1,529	34,352	28,432	6,607	10,296
Other field-crop	1,641	2,352	7.8	6.2	7,717	8,256	2,238	2,074	1,941	1,384	19,435	27,541	2,414	10,037
Vegetable	52	135	5.9	7.9	287	416	61	115	220	126	818	1,287	231	497
Fruit-and-nut	93	94	24.3	19.7	124	110	90	89	226	175	370	415	166	319
Dairy	388	439	12.5	15.0	820	700	430	428	1,738	953	3,067	2,879	1,678	2,875
Poultry	3,620	2,320	33.7	31.4	4,749	2,637	3,347	1,505	3,454	1,018	10,607	6,949	5,554	9,216
Other livestock	1,783	1,214	18.0	15.0	3,031	1,941	1,716	1,007	3,551	1,524	9,569	7,026	3,082	8,021
General crop	848	989	9.8	9.5	2,885	2,410	770	726	1,398	981	8,011	8,291	1,472	4,674
General livestock	47	62	23.3	11.9	76	119	32	37	93	92	202	478	73	187
Crop and livestock	441	655	11.2	11.0	1,221	1,331	385	484	992	804	3,836	5,254	935	3,020
Miscellaneous	689	853	32.0	20.7	826	1,124	594	704	793	674	2,029	3,122	782	1,559
Florida	28,713	25,750	49.9	45.3	29,510	25,160	23,717	18,801	20,690	10,253	50,040	40,529	13,477	41,541
Commercial	8,139	4,967	25.3	16.5	12,025	8,648	8,098	5,009	12,347	6,087	27,849	22,194	7,922	23,967
Cash-grain	48	11	16.8	7.1	85	55	32	...	38	18	194	94	27	137
Cotton	141	61	10.9	6.9	533	260	141	65	202	20	1,103	506	113	698
Other field-crop	759	554	13.6	9.6	2,149	1,463	1,099	520	676	301	5,024	3,850	955	3,520
Vegetable	575	630	18.6	15.3	1,086	1,108	601	487	1,131	616	2,731	3,015	737	2,300
Fruit-and-nut	4,282	1,568	38.3	21.7	4,608	2,454	4,012	2,057	5,685	2,401	8,683	5,093	3,106	8,265
Dairy	83	112	8.7	12.0	179	121	105	77	624	479	948	881	440	943
Poultry	452	506	23.8	24.7	614	457	439	346	1,027	623	1,867	1,856	720	1,816
Other livestock	1,155	809	27.6	18.3	1,552	1,324	1,086	802	1,460	599	3,889	3,277	996	3,483
General crop	120	154	10.5	11.4	425	390	132	131	235	118	993	1,026	135	649
General livestock	...	21	...	16.8	10	42	...	15	6	16	12	104	5	7
Crop and livestock	110	179	10.5	12.2	353	470	129	146	199	108	954	1,211	112	758
Miscellaneous	414	362	26.9	23.3	431	504	322	363	1,064	788	1,451	1,281	576	1,391

BILES, AND TRACTORS ON FARMS; AND NUMBER OF FARMS BY CLASS OF WORK POWER; BY TYPE OF FARM FOR STATES: CENSUSES OF 1954 AND 1950—Continued

for only a sample of farms. See text]

Farms reporting specified facilities—Con.		Motortrucks and/or automobiles on farms, 1954				Number of farms, by class of work power, 1954					Tractors on farms				
Home freezer		Motortrucks on farms, 1954		Automobiles on farms, 1954		No tractor, horses, or mules	No tractor and only 1 horse or mule	No tractor and 2 or more horses and/or mules	Tractor and horses and/or mules	Tractor and no horses or mules	Farms reporting, any		Wheel tractors excluding garden tractors (number)		Garden tractors, 1954 (number)
1954	1950	Farms reporting	Number	Farms reporting	Number						1954	1950	1954	1950	
31,958	11,607	50,732	58,936	81,900	100,799	48,669	19,549	19,198	26,850	22,104	54,777	36,515	63,013	40,231	12,817
20,168	7,522	33,333	40,133	44,418	58,460	14,064	7,210	13,083	22,448	14,596	38,701	27,273	50,579	33,398	6,895
1,200	295	1,937	2,479	2,458	3,070	445	111	211	1,027	1,582	2,634	1,510	3,825	2,177	323
5	...	45	45	55	65	15	60	90	30	...	30	11	40	11	...
5,382	1,673	11,160	11,870	17,100	19,780	8,100	4,596	7,180	9,521	2,955	12,671	8,250	15,552	9,561	375
162	61	530	723	428	575	45	105	75	270	207	492	363	909	683	42
483	163	911	1,904	817	1,611	200	125	150	383	363	776	527	1,025	590	188
3,048	1,393	4,754	5,988	5,169	8,310	916	520	1,244	2,466	2,589	5,170	4,036	7,901	5,867	1,330
2,017	742	2,418	2,779	3,912	4,817	2,047	380	416	758	1,619	3,118	2,335	2,808	2,085	1,522
5,254	2,043	7,198	9,024	9,078	13,128	1,459	590	2,426	4,775	3,310	8,454	5,764	11,574	6,986	2,244
533	214	1,027	1,245	1,284	1,618	271	175	271	681	511	1,227	840	1,653	1,156	91
436	283	653	705	747	955	90	115	225	482	261	768	943	908	1,003	175
1,220	469	2,063	2,382	2,510	3,224	251	250	652	1,726	832	2,609	2,152	3,399	2,516	351
428	186	637	989	860	1,307	225	183	143	329	367	752	542	985	763	254
12,593	4,752	24,464	27,011	32,379	36,574	26,931	12,915	13,188	7,471	8,065	19,128	11,602	17,462	10,590	6,550
5,268	2,013	10,825	12,617	10,962	13,232	3,730	2,485	6,086	5,030	4,173	9,924	6,593	11,114	7,075	2,529
145	20	342	371	360	428	160	145	136	106	202	318	162	406	213	57
...	...	...	...	...	...	...	...	...	...	...	...	...	...	...	...
196	21	421	428	326	346	265	345	660	165	46	226	86	224	98	26
32	11	37	63	32	34	15	15	10	17	15	42	41	39	42	25
142	68	280	691	348	610	126	120	115	82	163	260	260	329	331	96
1,574	611	2,719	3,137	2,915	3,629	535	390	1,011	1,368	1,419	2,892	1,749	3,628	1,991	709
677	271	1,529	1,741	1,668	1,836	1,233	371	536	373	632	1,325	879	1,097	769	627
2,028	769	4,378	4,929	4,179	5,075	985	798	2,776	2,427	1,315	3,883	2,551	4,409	2,689	713
56	32	127	138	142	159	80	76	95	51	31	87	83	100	154	22
141	107	302	342	283	325	85	65	270	116	132	263	335	272	327	50
184	50	467	506	466	513	70	75	377	251	167	453	278	492	310	131
93	53	223	271	243	277	176	85	100	74	51	175	169	118	151	73
58,833	16,182	80,376	86,425	162,738	183,123	87,653	43,718	35,967	62,527	37,953	104,094	62,686	119,108	68,723	5,358
42,374	11,405	59,465	64,126	112,087	126,320	42,999	26,942	30,402	53,643	27,714	82,570	50,161	98,704	56,705	2,320
1,576	355	2,275	2,702	3,163	3,841	727	310	295	1,706	1,825	3,551	1,805	5,355	2,417	141
1,683	541	3,383	3,589	7,995	8,678	4,821	2,400	3,346	2,931	1,862	4,848	4,540	5,733	5,120	75
27,057	6,617	35,877	37,180	79,269	87,064	31,630	20,691	23,223	37,270	15,656	53,591	29,399	59,542	31,398	910
158	63	529	666	345	425	330	200	130	189	121	345	235	479	283	40
240	73	537	705	472	683	186	91	55	240	221	476	361	686	456	36
2,579	890	3,817	4,481	4,352	5,699	521	405	500	2,744	2,020	4,804	3,207	7,011	4,232	248
2,340	548	3,638	3,871	4,262	4,934	2,230	910	395	1,360	1,823	3,348	1,895	3,812	1,947	341
2,986	1,017	3,793	4,499	4,502	5,601	1,146	674	966	2,529	1,583	4,223	2,451	5,788	3,136	214
1,739	426	2,601	3,043	3,710	4,512	715	565	860	2,262	1,164	3,451	2,354	4,988	3,112	108
187	115	232	242	322	377	40	45	55	182	115	317	442	418	502	30
1,333	511	2,039	2,220	2,595	3,112	250	350	386	1,755	976	2,756	2,624	3,720	3,152	85
496	249	744	928	1,100	1,394	403	301	191	475	348	860	848	1,172	950	92
26,182	9,175	35,076	40,274	76,125	88,950	41,973	27,658	20,339	20,466	13,752	35,386	23,454	43,906	28,004	1,830
16,215	5,917	23,154	27,642	44,279	52,923	19,821	13,492	16,146	15,697	7,974	24,034	16,603	32,709	21,507	813
590	138	1,011	1,470	1,142	1,681	96	75	85	638	568	1,216	513	2,153	756	28
3,297	1,276	7,770	8,753	19,277	21,726	10,460	6,791	9,019	4,632	2,837	7,535	5,918	10,098	7,615	145
6,729	2,146	5,908	6,156	13,638	14,687	7,431	5,570	5,585	4,551	1,339	6,040	3,039	6,437	3,405	167
179	99	336	563	371	459	125	105	45	215	52	272	245	512	392	15
277	102	606	1,033	690	1,255	130	15	20	358	329	697	475	1,181	660	41
775	345	1,337	1,806	1,486	2,409	115	100	85	863	651	1,524	1,118	2,362	1,598	80
631	233	855	1,027	1,310	1,657	555	106	86	508	352	901	685	1,152	768	70
1,817	552	2,444	3,197	2,646	3,904	363	238	339	1,705	944	2,690	1,484	4,012	2,031	145
942	424	1,471	1,788	1,995	2,659	246	280	566	1,145	461	1,616	1,363	2,533	2,036	47
42	34	62	86	72	101	15	5	20	52	15	67	114	83	150	...
632	385	953	1,201	1,070	1,546	75	135	162	802	277	1,084	1,203	1,669	1,569	30
304	183	401	562	582	839	210	72	134	228	149	392	446	517	527	45
37,356	11,755	67,925	77,468	95,731	110,991	52,409	25,843	22,026	34,801	30,386	67,146	48,253	83,929	56,718	3,010
24,789	8,231	49,774	57,863	56,666	67,315	22,385	11,005	16,853	29,299	22,325	52,210	38,287	69,564	47,244	1,248
591	75	1,067	1,415	1,104	1,521	276	100	50	607	696	1,308	525	2,190	720	24
4,481	1,174	12,435	13,704	19,848	21,753	10,361	4,670	10,932	7,467	5,747	13,340	8,178	16,779	9,775	170
5,643	2,220	10,925	11,760	10,533	11,534	4,691	2,358	2,372	6,426	5,224	11,715	11,971	14,058	14,031	109
188	50	563	783	383	472	231	156	76	264	153	422	396	668	411	21
155	90	246	428	280	588	30	51	16	147	138	285	362	746	683	11
1,521	591	2,439	3,271	2,328	3,294	216	142	108	1,383	1,250	2,645	1,925	3,802	2,399	120
2,700	531	5,719	6,235	6,563	7,323	3,795	1,957	941	2,000	2,049	4,214	1,637	4,485	1,595	307
4,492	1,272	6,810	8,452	6,634	9,118	1,075	572	627	4,684	2,922	7,675	4,136	11,367	5,512	215
2,456	952	5,349	6,254	4,855	5,768	1,131	495	1,170	3,422	2,404	5,872	4,628	8,345	6,299	75
84	42	150	226	157	240	10	5	20	109	58	167	202	274	221	6
1,628	785	2,827	3,456	2,541	3,468	155	236	320	2,008	1,212	3,255	3,064	4,906	3,852	66
850	449	1,244	1,879	1,440	2,236	414	263	221	782	472	1,312	1,263	1,944	1,746	124
16,609	5,988	26,377	37,022	34,799	46,897	26,882	6,982	2,911	8,281	12,434	22,578	15,275	29,823	18,674	2,943
10,389	3,827	18,324	28,228	19,324	29,041	11,524	2,601	1,988	6,969	9,106	16,954	11,930	24,944	15,829	1,748
72	21	153	188	144	186	35	60	50	43	97	145	59	193	90	5
282	65	668	682	400	411	151	260	280	179	418	597	141	617	141	...
1,831	428	3,531	4,436	2,940	3,714	601	847	520	1,939	1,665	3,659	2,302	5,098	2,943	95
1,085	443	2,608	5,070	2,064	3,403	402	325	98	845	1,417	2,327	1,970	4,921	3,144	182
2,662	912	3,984	6,857	6,717	10,104	7,420	293	163	624	2,694	3,574	2,544	5,353	3,925	581
513	235	835	1,427	744	2,139	138	63	43	435	270	712	443	1,048	549	34
773	334	972	1,069	1,365	1,712	1,300	95	45	90	367	657	526	539	382	225
1,951	737	3,036	4,600	2,757	4,152	505	360	419	1,850	1,047	2,936	2,078	4,083	2,436	152
361	151	725	878	496	631	35	130	225	312	438	750	573	1,004	685	33
11	26	12	16	5	5	...	...	...	6	6	12	68	18	64	...
413	213	687	844	546	675	40	80	124	447	355	808	747	1,096	839	16
435	262	1,113	2,161	1,146	1,909	897	88	21	199	332	777	479	974	631	425

Table 4.—SPECIFIED CHARACTERISTICS OF FARM OPERATORS; SPECIFIED FACILITIES; MOTORTRUCKS, AUTOMO-
COMMERCIAL FARMS, BY REGIONS AND

[Data are based on reports

Region, State, and type of farm	Operators reporting other income of himself and family exceeding value of agricultural products sold				Operators working off their farms				Farms reporting specified facilities					
	Total number		Percent of all operators in each group		Total number		Working 100 or more days		Telephone		Electricity		Television, 1954	Piped running water, 1954
	1954	1949	1954	1949	1954	1949	1954	1949	1954	1950	1954	1950		
EAST SOUTH CENTRAL														
Kentucky	54,357	66,484	28.1	30.5	78,693	77,293	44,713	45,907	50,076	45,813	173,483	145,246	45,926	54,867
Commercial	9,156	9,503	7.5	7.1	35,769	28,762	11,289	8,271	36,951	34,847	112,051	95,524	32,116	37,647
Cash-grain	528	157	10.7	7.4	1,465	509	635	191	1,643	540	4,358	1,445	1,020	1,728
Cotton	10	30	2.4	5.2	90	155	35	25	60	81	397	377	31	75
Other field-crop	4,796	3,772	6.2	5.4	23,284	15,553	6,152	3,574	16,741	12,001	68,965	45,559	17,834	15,872
Vegetable	10	10	8.7	4.7	35	30	5	10	75	125	100	190	60	60
Fruit-and-nut	60	36	29.0	7.7	51	121	40	46	86	125	177	327	51	91
Dairy	623	840	7.7	9.3	2,195	1,751	831	705	4,191	4,009	7,949	7,971	3,348	4,577
Poultry	210	165	18.5	11.7	426	260	236	75	437	399	1,104	984	383	638
Other livestock	1,744	2,633	10.8	9.9	4,325	5,623	2,026	2,368	7,977	10,108	15,407	20,617	5,103	8,578
General crop	289	217	9.8	10.3	891	497	334	187	1,106	621	2,750	1,461	875	1,182
General livestock	51	246	6.5	8.3	180	566	45	196	345	970	751	2,170	221	371
Crop and livestock	694	1,241	7.0	6.8	2,631	3,390	815	772	4,022	5,607	9,564	13,817	2,977	4,185
Miscellaneous	141	156	22.6	16.7	196	307	135	122	268	261	529	606	213	290
Tennessee	67,956	76,775	33.4	33.2	93,686	88,413	58,297	53,516	61,553	43,541	184,762	165,551	50,127	73,715
Commercial	11,566	11,428	9.3	8.3	39,909	33,063	12,817	8,992	37,564	27,374	113,672	101,311	29,174	44,210
Cash-grain	280	241	10.0	9.8	962	670	292	215	1,008	513	2,547	1,678	793	1,078
Cotton	2,316	2,551	5.8	5.7	12,544	10,422	3,218	1,883	7,363	4,612	34,381	28,990	7,685	7,345
Other field-crop	2,255	1,413	7.0	5.1	10,179	6,005	2,343	1,084	5,606	3,009	28,685	18,739	5,512	8,043
Vegetable	36	41	7.8	7.1	140	130	44	35	123	138	415	437	154	184
Fruit-and-nut	66	56	11.6	9.9	227	142	67	52	192	137	493	444	152	206
Dairy	1,824	1,578	12.1	10.8	4,822	3,541	2,049	1,345	7,664	5,122	14,591	12,585	4,446	8,562
Poultry	388	298	23.3	17.7	642	458	397	263	914	475	1,585	1,306	679	1,235
Other livestock	2,565	2,914	14.9	12.8	5,440	5,716	2,660	2,661	8,699	7,479	16,547	18,518	5,681	10,153
General crop	402	300	12.3	8.3	1,131	1,085	370	243	1,090	899	3,101	2,799	825	1,331
General livestock	180	415	12.6	10.9	412	986	170	245	682	1,093	1,383	3,148	383	813
Crop and livestock	1,052	1,319	11.5	9.2	3,062	3,446	1,011	770	3,778	3,542	8,882	11,651	2,456	4,634
Miscellaneous	202	302	17.9	19.5	348	462	196	196	445	355	1,062	1,016	408	626
Alabama	64,207	76,868	36.3	36.4	86,488	83,582	54,408	49,312	28,138	17,438	155,114	144,569	32,261	68,056
Commercial	8,827	9,997	9.3	8.5	31,534	29,577	9,649	7,005	12,445	8,194	83,750	82,871	14,812	35,734
Cash-grain	183	104	14.0	12.0	446	241	208	70	273	128	1,223	679	288	640
Cotton	4,085	4,397	6.1	5.8	22,268	18,413	4,923	2,945	4,542	3,376	57,098	49,757	7,780	16,373
Other field-crop	92	813	5.2	6.9	397	2,908	64	610	197	359	1,609	7,649	271	887
Vegetable	26	66	5.1	8.6	146	176	30	46	124	57	486	617	135	246
Fruit-and-nut	65	52	12.9	11.0	145	127	50	47	176	110	472	417	145	322
Dairy	313	339	12.1	13.3	752	614	409	324	1,183	766	2,531	2,335	895	2,107
Poultry	846	501	24.9	24.5	1,374	485	850	255	1,167	382	3,366	1,887	1,427	2,960
Other livestock	1,965	1,703	21.0	18.3	3,183	2,779	2,036	1,563	3,082	1,483	8,940	7,318	2,383	6,947
General crop	320	554	10.3	9.6	1,017	1,338	281	270	382	367	2,979	4,528	446	1,710
General livestock	38	81	17.4	17.6	65	93	13	51	61	78	219	426	46	174
Crop and livestock	352	755	10.4	11.3	1,048	1,704	370	391	684	741	3,257	5,586	556	2,288
Miscellaneous	542	632	32.4	28.3	693	699	415	433	574	347	1,570	1,672	440	1,080
Mississippi	57,286	75,306	26.5	30.0	91,383	98,860	46,757	43,908	29,734	16,436	183,331	140,486	29,514	63,150
Commercial	8,914	10,246	6.0	6.5	46,290	46,601	10,426	7,541	16,027	8,687	125,163	84,827	17,429	35,859
Cash-grain	139	117	9.2	7.8	334	335	167	96	675	193	1,397	967	628	1,088
Cotton	5,127	5,690	4.2	4.6	37,783	38,359	6,231	4,258	7,219	3,810	101,431	58,564	10,684	18,795
Other field-crop	23	45	5.2	8.9	144	170	38	30	61	25	370	386	34	134
Vegetable	25	56	6.6	5.3	176	271	30	36	87	111	327	522	61	147
Fruit-and-nut	58	48	26.4	15.0	83	92	70	47	83	58	203	241	69	162
Dairy	777	1,077	11.7	14.8	2,354	1,665	1,132	820	2,445	1,260	6,409	6,173	1,638	4,829
Poultry	503	475	23.5	27.5	921	495	591	235	787	357	2,115	1,548	559	1,780
Other livestock	1,451	1,500	16.8	13.5	2,738	2,645	1,490	1,278	3,391	1,753	8,256	8,492	2,662	6,082
General crop	219	158	15.4	6.8	524	602	161	129	334	246	1,259	1,593	282	741
General livestock	12	66	5.1	10.0	76	125	27	20	76	74	219	530	60	152
Crop and livestock	323	601	13.1	10.1	848	1,372	302	355	559	548	2,307	4,493	489	1,385
Miscellaneous	257	413	27.3	23.0	309	470	187	237	310	252	870	1,318	263	564
WEST SOUTH CENTRAL														
Arkansas	49,311	60,347	33.9	33.1	68,103	73,033	39,507	38,226	24,345	19,177	131,558	121,832	29,336	50,103
Commercial	7,157	9,299	8.1	8.2	28,725	31,699	8,293	7,195	13,067	10,751	80,304	75,797	20,062	30,583
Cash-grain	241	265	5.1	7.1	988	864	320	256	1,665	739	4,542	3,192	2,271	3,012
Cotton	2,396	4,083	4.3	5.6	16,781	20,704	3,754	3,631	4,269	3,543	48,420	44,071	12,984	12,494
Other field-crop	30	30	10.8	9.8	116	75	20	25	62	25	257	191	37	82
Vegetable	45	62	10.8	8.6	165	247	35	52	81	92	386	473	91	211
Fruit-and-nut	116	221	12.8	11.2	371	563	141	183	295	502	852	1,673	143	431
Dairy	810	713	10.8	10.8	2,820	1,713	886	447	1,536	1,259	7,225	5,643	932	3,765
Poultry	1,385	1,186	26.3	25.3	2,245	1,532	1,314	707	2,010	1,352	5,187	4,254	1,135	4,031
Other livestock	1,651	1,809	15.5	13.9	3,742	3,726	1,394	1,413	2,342	2,055	9,914	9,449	1,800	4,965
General crop	129	126	12.5	8.3	378	388	121	75	248	224	955	1,170	251	506
General livestock	56	130	11.5	8.4	198	350	56	45	122	215	472	1,270	41	202
Crop and livestock	158	427	9.4	9.1	693	1,221	139	172	321	529	1,581	3,792	246	677
Miscellaneous	140	247	23.1	26.8	228	316	113	189	116	216	513	619	131	207
Louisiana	44,292	47,043	39.8	37.9	51,952	46,682	36,161	30,523	28,464	14,380	101,426	83,189	22,507	55,617
Commercial	5,741	6,274	9.5	8.9	18,534	16,137	6,802	4,995	12,462	6,751	54,826	45,127	11,308	27,926
Cash-grain	337	525	7.5	11.7	1,379	841	685	312	1,663	757	4,353	3,706	1,084	3,575
Cotton	2,177	2,520	5.7	5.9	11,775	10,179	2,826	2,053	3,259	1,868	33,289	23,169	4,340	10,976
Other field-crop	238	297	6.5	5.0	637	831	230	304	1,117	714	3,372	3,904	907	1,976
Vegetable	56	75	10.3	8.4	115	195	50	60	183	112	513	717	202	347
Fruit-and-nut	368	287	23.0	13.3	629	478	338	158	613	276	1,569	1,909	670	1,118
Dairy	558	660	17.2	20.9	1,203	932	838	663	1,633	940	3,194	3,080	1,192	3,004
Poultry	437	102	38.4	15.9	495	161	383	86	612	182	1,117	548	422	1,012
Other livestock	1,238	1,255	21.6	20.2	1,705	1,634	1,152	1,030	2,664	1,326	5,478	5,064	1,950	4,577
General crop	85	146	8.5	6.3	292	368	134	58	182	133	930	1,432	147	536
General livestock	...	36	...	21.2	1	30	1	10	29	73	49	150	26	49
Crop and livestock	106	150	18.5	11.5	177	283	73	88	238	200	552	992	183	413
Miscellaneous	141	221	32.9	36.5	126	205	92	173	269	170	410	456	185	343

BILES, AND TRACTORS ON FARMS; AND NUMBER OF FARMS BY CLASS OF WORK POWER; BY TYPE OF FARM FOR STATES: CENSUSES OF 1954 AND 1950—Continued

for only a sample of farms. See text.)

Farms reporting specified facilities—Con.		Motortrucks and/or automobiles on farms, 1954				Number of farms, by class of work power, 1954					Tractors on farms				
Home freezer		Motortrucks on farms, 1954		Automobiles on farms, 1954		No tractor, horses, or mules	No tractor and only 1 horse or mule	No tractor and 2 or more horses and/or mules	Tractor and horses and/or mules	Tractor and no horses or mules	Farms reporting, any		Wheel tractors excluding garden tractors (number)		Garden tractors, 1954 (number)
1954	1950	Farms reporting	Number	Farms reporting	Number						1954	1950	1954	1950	
30,273	12,165	62,323	68,013	105,260	122,212	60,653	24,084	39,408	41,754	27,547	71,312	49,342	82,839	55,173	4,802
22,517	8,508	46,795	51,794	75,279	89,898	24,742	7,880	30,049	37,967	22,146	60,784	44,089	73,396	50,567	2,938
896	118	2,206	2,500	2,904	3,429	1,062	176	483	1,497	1,714	3,226	1,212	4,502	1,718	166
51	41	132	144	200	225	280	10	25	50	57	107	147	166	220	5
9,555	2,474	24,238	25,784	44,390	49,528	19,217	6,127	22,731	18,129	11,314	29,818	14,342	32,694	15,393	1,024
40	20	75	90	85	115	25	20	15	45	10	75	110	85	125	30
51	46	76	96	116	172	70	36	15	46	40	86	162	98	169	15
2,640	1,251	3,924	4,515	6,088	7,769	800	305	1,296	3,627	2,111	5,788	4,071	7,307	4,825	398
323	157	453	512	667	848	465	85	165	202	217	444	283	525	259	35
5,131	2,733	8,402	9,905	11,111	15,264	1,862	581	2,887	7,332	3,428	10,860	12,767	14,906	15,351	705
673	119	1,561	1,766	1,918	2,359	255	155	377	1,349	799	2,153	1,107	2,798	1,338	96
226	259	351	402	485	640	105	35	141	370	130	516	1,285	625	1,507	41
2,781	1,178	5,063	5,564	6,948	8,729	456	265	1,755	5,150	2,260	7,430	8,346	9,308	9,333	299
150	112	314	516	367	820	145	85	159	170	66	281	257	382	329	124
35,772	12,447	67,537	72,998	104,965	118,731	71,937	20,397	40,758	41,461	28,832	73,020	50,797	83,396	55,466	5,156
23,500	8,208	48,571	53,087	63,115	73,223	30,402	8,009	30,028	35,176	20,853	56,771	41,231	68,583	47,122	2,411
547	207	1,156	1,354	1,548	1,838	811	60	245	718	971	1,704	1,024	2,500	1,288	106
5,141	1,578	13,079	14,025	16,976	18,412	13,135	1,355	9,529	7,926	7,693	15,749	10,501	19,063	12,408	272
3,337	832	9,587	10,113	14,733	15,991	9,691	3,820	9,089	6,459	2,968	9,627	4,969	10,263	5,185	380
93	52	269	330	174	194	105	80	95	129	51	185	213	319	314	25
76	36	273	302	273	309	110	90	160	148	60	208	154	267	179	...
3,963	1,385	6,948	7,697	9,100	11,326	2,011	835	3,797	5,692	2,722	8,489	5,609	10,325	6,388	484
655	200	711	749	1,051	1,168	705	150	206	264	341	700	385	669	348	153
5,791	2,327	8,916	10,157	10,608	13,285	2,257	869	3,421	7,471	3,227	10,810	9,268	13,752	10,751	553
711	221	1,554	1,734	1,780	2,196	500	190	541	1,244	786	2,045	1,645	2,636	1,918	61
422	242	628	673	862	1,123	160	65	370	658	180	843	1,249	961	1,362	15
2,413	1,026	4,826	5,112	5,370	6,394	610	385	2,358	4,089	1,736	5,880	5,848	7,176	6,571	230
351	102	624	841	640	987	307	110	217	378	118	531	366	652	410	132
29,147	9,898	59,347	65,359	75,503	83,371	57,490	32,463	35,014	23,916	28,066	53,875	37,783	61,548	42,748	2,649
15,912	6,040	39,289	44,012	37,944	43,071	19,560	11,613	25,000	19,002	19,932	39,519	29,466	48,041	35,194	1,083
294	93	653	789	581	676	315	91	135	283	479	762	437	1,048	588	12
6,629	2,307	22,418	23,784	23,258	24,913	14,903	9,052	20,889	10,230	12,221	22,769	15,268	25,850	17,575	441
427	406	914	1,130	949	1,097	301	200	341	372	563	950	2,743	1,338	3,259	31
59	57	356	417	144	155	110	85	115	75	121	201	156	272	146	5
135	50	322	368	147	177	70	110	65	127	130	257	199	282	235	...
1,106	481	1,768	2,344	1,597	2,174	341	115	245	1,017	867	1,894	1,407	2,739	1,849	48
1,057	267	1,887	2,057	1,748	1,894	1,082	422	379	585	928	1,619	504	1,655	515	143
3,797	1,311	5,738	6,974	5,525	7,080	1,366	760	1,315	3,466	2,428	5,953	3,692	8,321	4,911	150
751	344	1,937	2,211	1,338	1,524	358	277	679	875	932	1,847	1,750	2,286	2,137	73
121	45	141	168	136	193	31	25	17	100	46	146	195	203	226	5
980	444	2,280	2,599	1,547	1,843	226	275	576	1,391	929	2,335	2,549	2,966	3,098	43
556	235	875	1,171	974	1,345	457	201	244	481	288	786	566	1,081	655	132
36,293	11,250	68,874	77,551	84,482	98,862	87,579	26,340	50,479	29,286	22,203	52,778	33,332	78,108	48,897	1,961
22,756	6,941	50,113	57,562	53,373	65,424	58,412	10,544	38,365	24,148	17,053	41,599	25,996	66,870	41,560	906
705	148	1,007	1,893	1,028	2,485	201	86	61	593	562	1,160	609	4,578	1,495	18
12,583	3,170	34,709	38,418	39,887	46,920	55,046	8,548	33,473	14,247	12,166	26,639	14,979	42,536	26,685	433
101	15	246	270	124	133	70	75	130	104	63	167	121	180	128	5
65	36	196	220	176	181	115	55	81	81	45	131	127	132	138	5
84	63	113	153	136	170	66	20	25	61	48	109	124	191	205	6
2,800	854	4,200	4,827	3,340	4,046	620	388	1,443	2,723	1,468	4,226	2,544	5,349	2,987	112
927	142	1,094	1,228	1,185	1,309	635	260	330	484	431	960	258	1,057	241	67
3,818	1,647	5,566	6,849	5,131	6,667	1,167	678	1,404	3,902	1,510	5,458	4,261	8,248	5,917	149
400	150	863	1,087	650	1,101	133	125	420	510	236	756	638	1,581	952	20
90	43	162	182	87	95	30	10	61	98	35	133	196	169	242	6
888	481	1,505	1,776	1,067	1,495	125	165	725	1,051	392	1,448	1,742	2,272	2,072	28
295	192	452	659	562	822	204	134	212	294	97	412	397	577	498	57
27,736	10,581	67,288	77,398	56,771	66,142	53,425	14,544	26,141	20,943	30,239	53,142	41,369	78,625	56,913	3,351
17,979	7,257	45,457	54,512	32,999	40,836	27,222	3,728	15,405	16,835	25,560	43,065	35,319	69,238	51,060	1,695
2,192	868	3,836	6,816	2,903	4,138	397	16	150	1,282	2,862	4,159	2,947	11,095	6,744	241
8,668	3,285	23,390	27,307	18,426	23,136	21,363	1,147	8,145	8,220	16,372	24,743	21,903	41,160	32,062	414
41	25	161	172	87	97	25	40	110	31	71	102	61	114	66	...
46	10	301	356	131	139	50	55	115	91	105	216	193	277	222	25
230	225	588	653	341	419	120	120	221	151	291	453	778	622	961	36
1,519	538	4,860	5,245	2,636	2,974	1,115	631	2,111	1,886	1,752	3,728	1,855	3,993	1,946	222
1,561	409	3,096	3,402	2,679	2,907	1,961	581	705	748	1,272	2,261	1,222	2,165	1,033	392
2,807	1,320	6,740	7,613	4,315	5,001	1,770	881	2,818	3,140	2,034	5,285	3,623	6,562	4,519	271
308	92	726	937	443	772	112	61	180	387	289	676	642	1,393	1,063	5
91	80	298	310	152	163	55	75	135	117	106	228	337	235	372	5
369	337	1,125	1,268	647	785	110	67	531	619	345	969	1,545	1,297	1,828	32
147	68	336	433	239	305	144	54	184	163	61	245	213	325	244	52
37,525	14,474	41,525	48,666	54,674	62,802	34,942	17,894	25,732	21,022	11,650	34,013	23,486	48,910	33,443	1,944
21,088	8,925	26,421	32,419	29,075	34,988	13,925	4,637	16,175	17,156	8,574	26,160	18,429	41,176	28,521	861
3,042	1,747	3,242	4,879	3,401	4,070	400	122	354	2,419	1,181	3,631	3,006	7,796	5,610	129
9,009	2,923	13,323	14,957	14,650	16,440	10,975	2,365	12,527	7,438	4,739	12,297	7,118	16,673	9,909	205
1,662	893	1,750	2,761	2,400	3,747	305	90	858	1,830	569	2,434	2,459	5,829	5,137	43
208	81	333	406	286	391	65	75	70	171	162	378	357	429	364	70
406	101	700	722	851	918	275	670	110	414	132	571	474	620	558	25
2,050	794	1,923	2,251	2,143	2,563	443	372	320	1,357	744	2,121	1,246	2,611	1,427	65
582	121	617	667	687	773	405	180	156	236	160	441	137	436	124	65
3,198	1,557	3,424	4,256	3,433	4,410	878	577	1,209	2,449	619	3,158	2,325	5,010	3,668	170
378	269	487	594	532	667	55	80	373	404	83	497	534	716	737	31
42	54	29	44	44	44	...	10	5	28	6	34	74	55	95	...
291	257	381	556	356	519	20	30	127	302	95	403	497	696	662	8
220	128	212	326	292	446	104	66	66	108	84	195	202	305	230	50

412006 O - 57 - 86

Table 4.—SPECIFIED CHARACTERISTICS OF FARM OPERATORS; SPECIFIED FACILITIES; MOTORTRUCKS, AUTOMO-
COMMERCIAL FARMS, BY REGIONS AND

[Data are based on reports

Region, State, and type of farm	Operators reporting other income of himself and family exceeding value of agricultural products sold				Operators working off their farms				Farms reporting specified facilities					
	Total number		Percent of all operators in each group		Total number		Working 100 or more days		Telephone		Electricity		Television, 1954	Piped running water, 1954
	1954	1949	1954	1949	1954	1949	1954	1949	1954	1950	1954	1950		
WEST SOUTH CENTRAL—Continued														
Oklahoma	45,124	47,705	37.8	33.6	62,204	60,465	40,536	33,391	53,265	45,901	108,433	93,324	41,672	61,632
Commercial	9,670	10,024	13.1	10.8	29,389	30,129	12,529	9,760	37,028	34,128	68,723	65,974	27,690	43,380
Cash-grain	2,178	1,418	10.7	7.1	8,524	7,168	4,009	2,558	13,471	11,326	19,028	16,177	9,419	13,693
Cotton	739	1,251	7.6	7.9	3,479	5,089	919	1,172	3,352	3,388	8,786	10,254	2,612	4,206
Other field-crop	67	220	5.1	6.7	389	921	57	196	233	405	1,154	1,840	370	437
Vegetable	35	40	14.4	7.6	102	141	37	50	111	116	232	323	87	136
Fruit-and-nut	22	50	10.3	12.2	86	145	34	50	37	115	191	255	41	67
Dairy	959	1,141	13.4	13.5	2,800	2,601	1,262	931	3,636	3,210	6,950	6,722	3,018	4,771
Poultry	224	410	14.4	19.8	540	541	264	276	839	931	1,484	1,591	633	1,012
Other livestock	4,183	4,033	18.7	16.3	8,988	7,818	4,466	3,312	10,047	8,047	20,391	16,051	7,420	12,599
General crop	387	275	11.7	7.4	1,302	1,159	364	235	1,522	1,339	3,105	2,719	1,261	1,947
General livestock	127	375	11.0	12.2	418	1,010	127	220	526	1,246	1,105	2,297	304	647
Crop and livestock	702	750	10.9	7.1	2,670	3,456	934	695	3,097	3,851	6,102	7,541	2,410	3,703
Miscellaneous	47	61	21.9	17.2	91	80	56	65	157	154	195	204	115	162
Texas	112,066	103,851	38.2	31.3	142,903	135,670	93,443	82,093	111,425	79,137	269,285	260,828	89,339	199,963
Commercial	26,300	23,452	14.4	10.3	65,345	67,133	27,824	25,739	72,932	55,588	170,344	184,615	60,407	134,240
Cash-grain	2,026	1,514	14.1	8.9	5,246	5,422	2,336	2,151	7,085	4,568	13,121	14,152	6,536	11,672
Cotton	7,040	7,009	9.0	6.6	27,799	29,941	9,044	9,335	24,169	16,763	72,719	83,572	26,257	50,978
Other field-crop	431	610	12.6	8.0	1,394	2,345	394	625	623	1,154	3,166	6,152	764	1,939
Vegetable	307	277	14.4	8.7	897	965	300	299	789	515	1,967	2,356	535	1,446
Fruit-and-nut	137	471	19.9	25.2	211	620	121	414	366	909	664	1,622	164	584
Dairy	922	1,302	11.0	13.5	2,425	2,563	1,112	1,302	4,352	3,578	8,295	9,147	3,770	7,642
Poultry	2,247	1,587	25.1	19.5	3,486	2,334	2,102	1,228	4,483	2,994	8,753	7,271	2,622	7,851
Other livestock	11,080	8,408	23.1	17.6	17,364	15,325	10,261	8,465	23,840	17,823	44,531	39,248	14,476	38,702
General crop	748	587	12.9	10.1	2,190	1,892	812	526	2,245	1,330	5,492	4,839	2,133	4,177
General livestock	123	240	8.3	8.3	506	841	148	236	641	1,074	1,430	2,564	350	1,253
Crop and livestock	951	1,142	10.2	8.0	3,400	4,480	953	894	3,504	4,263	8,936	12,498	2,360	6,884
Miscellaneous	288	305	21.8	19.9	427	405	241	264	835	617	1,270	1,194	440	1,112
MOUNTAIN														
Montana	5,373	5,938	16.3	16.9	11,501	11,577	5,951	5,504	12,779	9,988	29,177	26,282	2,973	21,056
Commercial	2,192	1,976	7.6	6.6	8,125	7,723	2,940	2,376	10,632	8,426	25,361	22,769	2,625	18,262
Cash-grain	656	380	5.3	3.7	3,436	2,741	1,249	848	3,483	2,183	10,742	7,562	1,428	7,248
Other field-crop	35	45	4.7	5.2	169	230	40	75	400	254	740	807	138	554
Vegetable	5	30	11.1	42.9	20	30	15	25	40	60	35	70	5	20
Fruit-and-nut	65	45	38.2	24.3	105	80	50	35	130	50	165	175	10	160
Dairy	152	181	9.0	9.9	606	539	194	197	1,027	865	1,640	1,746	131	1,400
Poultry	75	45	22.1	14.3	92	76	40	25	199	100	319	268	16	247
Other livestock	896	973	8.4	7.5	2,683	3,008	1,014	919	4,185	3,802	9,198	9,263	678	6,872
General crop	92	109	12.4	12.4	250	269	103	82	271	222	654	674	74	393
General livestock	61	75	18.2	12.8	163	236	57	65	146	210	330	505	34	243
Crop and livestock	126	52	8.7	3.0	511	403	142	69	682	579	1,386	1,510	105	995
Miscellaneous	29	41	15.8	17.4	90	111	36	36	69	101	152	189	6	130
Idaho	9,370	9,919	24.1	24.6	19,859	18,351	10,827	9,301	26,154	22,242	37,364	37,195	11,409	33,892
Commercial	3,319	3,379	10.6	10.4	13,498	11,956	5,092	3,836	22,044	18,835	30,180	30,272	9,178	27,683
Cash-grain	646	502	8.3	7.0	3,355	2,676	1,157	779	5,350	4,026	7,317	6,455	2,184	6,594
Other field-crop	235	280	5.9	6.3	1,734	1,632	541	476	3,125	2,982	3,961	4,316	1,629	3,729
Vegetable	15	30	9.7	18.1	76	70	20	30	104	131	144	151	34	118
Fruit-and-nut	85	65	22.3	19.3	140	145	85	65	292	291	367	321	150	352
Dairy	1,067	950	16.1	15.1	3,289	2,460	1,513	935	4,744	3,585	6,530	6,096	1,882	6,051
Poultry	130	125	25.5	23.2	240	236	155	121	365	315	505	517	155	480
Other livestock	502	649	10.3	11.8	1,656	1,659	663	577	3,104	2,793	4,551	4,778	1,171	4,202
General crop	193	312	7.7	10.8	1,033	1,187	301	302	1,732	1,724	2,423	2,746	802	2,197
General livestock	75	125	15.1	13.5	265	410	141	135	384	550	491	886	135	425
Crop and livestock	284	246	8.0	6.5	1,544	1,351	438	331	2,701	2,261	3,545	3,709	967	3,236
Miscellaneous	87	95	23.4	26.6	166	130	78	85	143	177	346	297	69	299
Wyoming	2,401	2,486	21.1	19.7	4,497	4,465	2,375	2,317	5,864	4,739	10,149	9,437	866	7,776
Commercial	1,014	799	10.5	7.6	3,170	2,904	1,251	996	4,993	3,996	8,626	7,979	694	6,715
Cash-grain	87	184	7.4	9.2	460	696	138	244	543	617	1,120	1,596	175	817
Other field-crop	...	15	...	5.2	87	96	16	35	275	111	423	271	53	298
Vegetable	...	...	...	...	...	5	...	...	1	5	2	5	2	1
Fruit-and-nut	...	...	...	...	...	...	...	...	...	5	...	5	...	...
Dairy	131	66	17.0	8.0	365	285	160	55	526	397	744	752	64	629
Poultry	26	56	23.9	43.8	21	75	16	50	76	62	109	107	5	88
Other livestock	608	330	10.3	5.8	1,765	1,182	757	435	2,966	2,272	5,050	3,920	340	4,043
General crop	79	46	13.0	10.1	251	173	96	63	278	131	566	366	24	394
General livestock	6	35	8.0	17.4	34	80	...	30	58	71	68	176	3	45
Crop and livestock	60	62	12.0	7.8	158	257	47	64	233	285	480	701	23	353
Miscellaneous	17	5	25.8	4.0	29	55	21	20	37	40	64	80	5	47
Colorado	10,477	10,929	25.8	24.0	18,227	17,776	9,852	9,566	27,425	27,060	37,908	36,574	11,098	29,199
Commercial	3,433	3,422	10.9	9.4	11,430	10,993	3,992	3,774	21,834	21,848	29,791	29,278	8,811	23,511
Cash-grain	446	666	7.7	7.1	2,247	3,169	636	970	3,545	4,233	5,229	6,369	1,224	4,080
Other field-crop	110	80	5.6	4.1	560	356	150	142	1,524	1,403	1,895	1,807	726	1,582
Vegetable	25	111	4.0	10.7	142	245	21	120	515	843	615	953	411	515
Fruit-and-nut	266	225	25.1	23.2	538	445	321	190	882	816	1,034	956	148	798
Dairy	315	341	9.1	10.9	1,242	1,039	426	406	2,723	2,081	3,396	2,851	1,478	2,789
Poultry	193	286	24.2	24.5	323	436	199	265	628	845	786	1,091	244	675
Other livestock	1,552	1,211	12.1	9.9	4,290	3,308	1,686	1,148	8,248	7,442	11,918	9,592	2,981	9,389
General crop	316	108	12.9	5.1	1,083	633	328	150	1,833	1,385	2,354	1,929	843	1,739
General livestock	32	105	8.5	13.3	183	295	47	80	226	461	348	662	39	254
Crop and livestock	147	212	7.4	6.7	770	951	142	232	1,453	2,029	1,947	2,738	580	1,444
Miscellaneous	31	77	10.8	18.9	52	116	36	71	257	310	269	330	137	246
New Mexico	7,403	7,905	35.3	33.6	9,858	9,700	6,705	6,493	5,710	3,493	17,201	14,057	3,642	12,543
Commercial	1,726	1,447	14.4	10.3	3,897	3,742	1,885	1,753	4,027	2,342	10,336	9,387	2,473	8,715
Cash-grain	126	186	16.8	7.7	324	693	124	240	287	163	660	1,703	79	522
Cotton	216	272	7.9	10.0	748	770	319	416	1,170	697	2,635	2,221	1,197	2,288
Other field-crop	19	45	6.3	9.8	123	180	37	70	114	30	279	361	47	216
Vegetable	10	15	8.1	9.3	20	36	15	10	42	39	93	121	17	77
Fruit-and-nut	121	45	24.2	16.5	193	101	121	50	167	87	435	222	71	291
Dairy	127	86	16.2	12.8	256	192	106	120	438	191	768	560	105	712
Poultry	58	46	24.6	19.1	78	75	52	30	157	76	217	171	51	212
Other livestock	885	579	15.6	10.3	1,745	1,241	897	678	1,322	812	4,386	2,926	732	3,693
General crop	105	91	19.3	12.4	243	216	146	71	197	98	524	587	127	430
General livestock	9	5	18.0	6.7	26	25	13	15	6	25	44	50	3	31
Crop and livestock	40	51	14.7	8.3	121	177	45	27	91	89	246	418	28	194
Miscellaneous	10	26	20.0	38.2	20	36	10	26	36	35	49	47	16	49

BILES, AND TRACTORS ON FARMS; AND NUMBER OF FARMS BY CLASS OF WORK POWER; BY TYPE OF FARM FOR STATES: CENSUSES OF 1954 AND 1950—Continued

for only a sample of farms. See text.]

Farms reporting specified facilities—Con.		Motortrucks and/or automobiles on farms, 1954				Number of farms, by class of work power, 1954					Tractors on farms				
Home freezer		Motortrucks on farms, 1954		Automobiles on farms, 1954		No tractor, horses, or mules	No tractor and only 1 horse or mule	No tractor and 2 or more horses and/or mules	Tractor and horses and/or mules	Tractor and no horses or mules	Farms reporting, any		Wheel tractors excluding garden tractors (number)		Garden tractors, 1954 (number)
1954	1950	Farms reporting	Number	Farms reporting	Number						1954	1950	1954	1950	
31,004	10,419	72,350	86,467	78,445	89,574	27,236	7,024	13,499	26,981	44,530	73,142	71,710	100,702	88,497	4,453
22,288	7,979	54,165	67,296	52,291	60,618	6,605	1,961	5,772	22,575	37,096	60,052	62,717	87,934	80,152	2,684
7,014	2,327	17,034	23,436	17,464	20,198	928	97	101	4,726	14,471	19,207	17,510	30,958	25,155	962
1,830	704	5,779	6,386	6,539	7,359	590	76	890	2,169	6,055	8,229	10,945	11,406	13,450	58
264	240	768	806	678	746	65	40	250	461	498	959	1,861	1,293	2,087	5
71	30	203	263	123	169	25	15	20	67	116	193	268	235	382	45
28	35	151	154	81	94	37	15	66	30	66	96	155	115	160	1
2,349	873	5,367	6,302	4,598	5,332	747	246	453	2,346	3,344	5,720	5,234	7,610	6,076	278
487	166	853	922	969	1,104	515	95	150	231	563	869	670	958	810	130
6,932	2,308	16,005	19,592	14,021	16,742	2,917	1,250	3,340	9,039	5,795	15,009	13,076	20,871	15,932	790
934	363	2,326	2,798	2,443	2,863	228	41	106	789	2,136	2,940	2,851	4,910	3,926	101
343	167	756	791	706	745	140	5	100	338	568	926	2,062	1,057	2,324	41
1,975	744	4,775	5,583	4,501	5,028	322	71	273	2,343	3,429	5,788	7,981	8,425	9,747	193
61	22	148	263	168	238	91	10	23	36	55	116	104	96	103	80
93,448	38,070	153,946	189,725	205,459	250,843	68,754	21,556	32,793	59,847	110,202	174,118	162,676	264,440	222,471	8,406
65,345	29,322	116,436	150,045	137,339	174,444	19,623	5,555	16,257	50,307	90,649	141,986	146,446	232,529	207,103	4,264
6,623	3,414	11,209	18,453	12,306	16,069	841	106	148	4,305	9,014	13,327	14,508	28,582	26,691	669
24,116	10,079	45,237	55,486	60,592	75,985	7,121	991	5,551	14,381	50,380	64,973	74,485	113,675	107,218	959
748	537	1,978	2,172	2,090	2,333	225	90	325	793	1,994	2,802	5,432	3,625	6,345	30
637	306	1,628	2,139	1,276	1,517	235	125	251	626	889	1,555	1,443	2,503	2,123	122
180	329	379	461	449	570	155	50	35	171	278	454	970	585	1,426	25
3,938	1,970	6,723	8,441	6,185	8,236	757	344	400	2,901	3,976	6,922	6,100	10,081	7,484	279
3,650	1,373	4,559	4,902	6,431	7,556	2,742	686	957	1,596	2,959	4,831	2,878	5,085	2,957	477
19,497	8,339	33,541	44,342	34,534	45,356	6,481	2,785	7,169	19,924	11,689	31,909	24,594	45,668	32,286	1,186
1,808	675	3,906	5,061	4,419	5,638	306	111	361	1,520	3,518	5,048	4,002	8,881	5,838	121
522	333	793	870	1,142	1,305	105	30	140	407	793	1,215	1,622	1,417	1,782	26
3,133	1,761	5,521	6,330	7,008	8,351	240	172	795	3,328	4,796	8,139	9,881	11,333	12,280	159
493	206	962	1,388	907	1,528	415	65	125	355	363	811	531	1,094	673	211
16,777	6,405	28,505	48,513	27,656	38,284	2,707	541	1,522	16,308	11,878	28,600	27,151	49,125	39,319	3,020
15,263	6,012	25,971	45,440	24,381	34,198	1,164	238	1,038	15,471	10,766	26,386	25,387	46,939	37,639	2,571
6,954	2,302	11,612	23,305	11,030	15,184	434	51	41	4,899	6,895	11,845	9,563	20,154	14,038	1,443
468	223	719	1,418	685	1,011	15	6	1	340	389	729	743	1,676	1,438	49
20	5	25	45	20	20	10	5	5	10	15	25	45	45	40	10
100	15	135	150	140	180	85	5	5	10	65	110	105	70	50	65
761	218	1,439	1,908	1,299	1,653	90	35	77	692	787	1,499	1,316	2,265	1,617	151
137	42	208	214	226	256	141	15	30	52	101	168	169	189	151	30
5,521	2,565	9,530	14,990	8,736	12,972	262	115	771	7,913	1,607	9,538	10,536	18,148	16,076	572
333	172	566	858	598	757	59	6	36	291	348	639	724	1,195	1,106	80
156	115	269	366	262	305	25	...	20	198	93	291	491	426	591	26
752	329	1,311	1,945	1,240	1,679	28	...	37	986	392	1,388	1,566	2,614	2,447	130
61	26	157	241	145	181	15	...	15	80	74	154	129	157	85	15
16,725	5,980	27,247	38,838	33,014	43,189	6,127	793	1,997	13,962	15,931	30,775	27,541	42,052	31,042	3,137
14,328	5,349	23,728	34,769	27,102	35,976	2,361	322	1,283	13,040	14,276	27,588	25,037	39,600	29,102	2,166
3,376	1,324	6,494	10,636	6,820	9,121	368	31	75	2,923	4,379	7,312	6,383	8,887	6,095	810
2,063	878	3,230	4,923	3,705	4,935	126	15	15	1,653	2,198	3,851	3,883	6,971	5,343	127
59	25	114	197	149	209	20	...	...	42	92	144	121	194	164	23
181	65	302	512	351	681	30	5	15	86	246	352	266	446	238	45
2,699	720	3,976	4,643	5,633	6,799	920	91	420	2,206	2,983	5,284	3,765	6,459	3,965	386
215	55	325	380	435	505	230	15	30	50	185	300	183	250	127	100
2,542	999	3,911	6,107	3,953	5,866	339	100	514	3,037	893	3,962	3,903	6,410	4,897	228
1,182	478	1,906	2,723	2,197	2,778	142	5	65	856	1,446	2,307	2,457	3,958	3,346	156
231	145	371	432	425	483	45	20	6	250	176	431	651	546	738	35
1,712	619	2,803	3,814	3,168	4,263	95	20	88	1,798	1,566	3,364	3,253	5,276	4,084	205
68	41	296	402	266	336	46	20	55	139	112	281	172	203	105	51
4,965	1,696	9,761	15,077	9,588	13,956	848	239	992	6,622	2,654	9,387	9,250	17,492	14,210	617
4,266	1,436	8,588	13,734	8,247	12,281	361	108	715	6,098	2,351	8,490	8,460	16,512	13,356	506
470	217	1,066	1,611	1,106	1,402	45	5	15	484	634	1,123	1,847	2,162	3,053	85
177	11	408	735	412	594	10	...	5	130	283	413	266	1,023	567	31
...	...	2	12	2	4	...	...	...	1	1	2	5	11	5	...
...	...	...	...	...	...	...	...	...	...	...	...	...	...	...	...
350	161	654	821	671	874	26	15	21	522	187	714	687	1,108	839	35
55	27	74	74	83	88	35	...	31	17	26	43	62	49	70	...
2,723	856	5,316	8,968	4,905	7,898	177	69	594	4,328	722	5,061	4,251	10,009	6,701	247
208	58	509	714	543	726	18	18	16	280	278	563	386	1,087	658	35
26	15	63	71	58	90	5	...	11	31	28	59	166	110	222	3
234	76	463	672	429	550	15	...	11	287	186	478	735	922	1,201	60
23	15	33	56	38	55	30	1	11	18	6	34	55	31	40	10
15,945	6,459	32,003	48,653	34,084	47,492	5,786	857	2,419	14,681	16,929	32,376	32,162	56,121	47,863	2,273
13,551	5,474	27,161	43,007	27,258	39,017	2,134	364	1,358	13,144	14,597	28,047	29,280	51,634	45,218	1,554
2,641	1,151	5,017	8,383	5,080	6,721	276	26	40	1,530	3,903	5,439	8,198	9,773	13,095	275
889	379	1,777	3,139	1,776	2,569	65	10	10	552	1,318	1,870	1,763	4,218	3,166	59
177	92	570	972	514	791	130	10	7	56	417	570	804	752	1,028	252
315	136	770	923	899	1,120	215	15	25	228	577	820	606	887	574	70
1,430	475	2,987	4,388	3,068	4,489	195	37	125	1,319	1,801	3,150	2,427	5,613	3,385	111
303	157	528	657	696	858	312	36	15	179	254	503	557	591	615	108
5,775	2,035	11,248	18,288	10,814	16,413	558	187	1,011	7,464	3,586	11,082	9,500	20,921	14,877	384
847	342	1,953	2,868	2,127	2,853	173	32	39	710	1,498	2,213	1,879	4,286	3,253	89
184	135	310	360	316	364	15	10	21	164	165	329	602	497	733	21
919	495	1,814	2,692	1,742	2,438	15	1	56	908	1,015	1,923	2,796	3,965	4,384	69
71	77	187	337	226	401	180	...	9	34	63	148	148	131	108	116
6,803	2,649	13,858	21,307	11,717	16,216	4,708	1,447	4,751	4,770	5,301	10,337	10,526	16,284	14,671	642
5,221	2,133	9,614	13,924	8,056	11,484	1,165	411	2,213	4,025	4,194	8,323	8,941	14,127	13,227	368
352	352	624	953	568	661	35	8	22	268	417	685	2,080	1,234	3,171	29
1,373	550	2,249	3,319	2,128	3,391	211	32	17	726	1,747	2,483	2,343	5,483	4,215	107
161	50	232	283	201	233	30	...	...	40	230	270	367	381	434	5
23	27	88	132	43	59	15	25	25	6	52	63	72	131	106	16
142	65	331	365	248	321	210	20	46	50	175	250	187	258	146	35
435	108	672	954	598	845	75	14	29	275	391	666	493	1,074	638	17
109	46	135	160	179	223	131	2	3	29	71	121	76	159	66	22
2,239	721	4,584	6,833	3,500	4,900	376	286	2,016	2,299	688	3,025	2,288	4,211	3,060	116
224	104	416	565	346	567	57	17	36	158	275	433	505	691	677	16
18	10	28	31	27	27	5	2	5	14	24	38	50	46	50	...
128	90	215	274	180	214	5	...	11	143	114	257	454	422	648	...
17	10	40	55	38	43	15	5	3	17	10	32	26	37	16	5

Table 4.—SPECIFIED CHARACTERISTICS OF FARM OPERATORS; SPECIFIED FACILITIES; MOTORTRUCKS, AUTOMO-
COMMERCIAL FARMS, BY REGIONS AND

Data are based on reports

Region, State, and type of farm	Operators reporting other income of himself and family exceeding value of agricultural products sold				Operators working off their farms				Farms reporting specified facilities					
	Total number		Percent of all operators in each group		Total number		Working 100 or more days		Telephone		Electricity		Television, 1954	Piped running water, 1954
	1954	1949	1954	1949	1954	1949	1954	1949	1954	1950	1954	1950		
MOUNTAIN—Continued														
Arizona	3,231	3,927	34.8	37.7	4,247	4,539	3,356	3,522	5,220	4,413	8,417	8,054	3,809	8,095
Commercial	988	1,018	15.9	15.1	1,873	1,985	1,232	1,233	3,626	3,029	5,709	5,469	2,784	5,612
Cash-grain	31	85	14.0	10.2	81	217	38	146	107	346	209	577	74	182
Cotton	201	73	8.9	5.6	592	247	358	142	1,357	522	2,154	1,116	1,324	2,029
Other field-crop	...	10	...	25.0	5	10	5	10	5	30	5	35	5	5
Vegetable	28	5	15.5	2.1	57	73	24	18	120	127	163	206	97	148
Fruit-and-nut	106	101	40.0	28.9	121	169	105	138	228	262	260	307	131	245
Dairy	42	115	7.4	13.7	107	231	69	140	471	513	562	806	389	552
Poultry	112	165	27.8	29.9	126	215	105	150	305	252	378	487	186	373
Other livestock	399	367	21.4	19.2	640	596	422	372	739	622	1,547	1,358	420	1,676
General crop	42	46	15.1	12.0	80	145	52	57	179	194	269	335	97	256
General livestock	...	...	...	...	5	6	...	5	10	25	10	30	...	10
Crop and livestock	12	31	16.7	20.0	19	46	14	35	35	66	71	112	25	60
Miscellaneous	15	20	18.3	16.7	40	30	40	20	70	70	81	100	36	76
Utah	9,413	8,782	40.9	36.3	14,740	13,407	10,503	8,812	17,063	12,515	21,945	21,597	9,806	20,808
Commercial	3,220	2,926	21.3	17.1	7,868	7,355	4,143	3,391	11,274	8,798	14,385	15,368	6,244	13,768
Cash-grain	264	245	21.6	14.9	656	810	389	364	779	709	1,132	1,291	544	1,052
Other field-crop	141	115	25.1	14.6	327	332	160	130	401	348	537	770	265	522
Vegetable	65	60	18.3	13.2	145	140	105	60	320	281	351	431	256	346
Fruit-and-nut	300	115	39.9	20.0	435	255	330	125	635	431	716	541	440	696
Dairy	576	405	16.3	11.1	1,927	1,476	820	596	2,994	2,119	3,453	3,551	1,454	3,354
Poultry	495	728	36.9	33.7	693	995	507	679	1,084	1,269	1,331	2,001	771	1,315
Other livestock	831	651	18.3	15.5	2,106	1,691	1,108	744	3,062	1,756	4,190	3,455	1,323	3,965
General crop	266	201	19.9	15.6	744	618	347	261	913	528	1,250	1,094	584	1,157
General livestock	30	55	11.6	14.1	141	155	76	70	172	217	258	373	71	224
Crop and livestock	241	246	21.3	14.2	663	747	285	266	863	961	1,105	1.647	479	1,075
Miscellaneous	11	105	16.4	39.8	31	136	16	96	51	179	62	214	57	62
Nevada	915	950	32.6	30.5	1,187	1,503	903	879	1,772	1,550	2,323	2,184	251	2,286
Commercial	262	290	13.7	12.5	559	858	316	309	1,246	1,247	1,622	1,706	121	1,611
Cash-grain	...	11	...	19.0	8	32	1	12	16	37	17	42	...	21
Cotton	...	...	...	...	...	...	...	...	...	...	4	...	...	5
Other field-crop	...	5	...	25.0	1	5	1	5	21	...	21	15	5	21
Vegetable	...	5	...	100.0	...	5	...	5	21	5	21	5	5	21
Fruit-and-nut	...	...	...	...	...	...	...	...	...	...	10	...	...	10
Dairy	15	21	6.0	5.9	40	100	15	35	225	273	240	334	12	235
Poultry	10	20	14.9	19.0	40	35	20	15	46	55	67	90	10	66
Other livestock	174	162	14.4	12.5	327	482	178	154	699	579	963	850	76	974
General crop	31	15	16.1	6.3	98	98	73	42	149	137	179	169	7	164
General livestock	5	20	25.0	22.2	5	50	5	10	10	60	20	80	5	20
Crop and livestock	26	26	31.0	20.5	38	45	21	25	57	86	78	111	1	72
Miscellaneous	1	5	50.0	16.1	2	6	2	6	2	15	2	10	...	2
PACIFIC														
Washington	29,461	32,492	45.2	46.5	38,595	38,835	30,105	27,983	48,164	40,198	63,349	64,733	29,181	60,964
Commercial	6,440	6,785	17.7	17.2	14,747	14,549	7,710	6,578	27,894	24,376	35,395	36,892	15,308	34,415
Cash-grain	419	337	5.9	5.3	2,132	1,785	652	538	5,732	4,615	6,793	5,831	3,550	6,582
Other field-crop	91	101	7.7	9.6	411	294	135	103	847	587	1,153	1,032	551	1,123
Vegetable	225	255	19.5	18.2	431	544	250	242	864	778	1,130	1,363	561	1,059
Fruit-and-nut	1,343	1,131	22.0	18.7	2,724	2,458	1,704	1,210	5,115	4,259	6,008	5,852	2,310	5,907
Dairy	1,438	1,841	15.7	17.5	3,796	4,020	1,976	1,770	7,050	6,478	9,004	10,239	3,756	8,800
Poultry	875	1,252	26.3	28.3	1,415	1,680	975	1,011	2,673	2,848	3,289	4,249	1,678	3,240
Other livestock	1,071	957	25.0	20.6	1,943	1,814	1,048	802	2,726	2,194	4,062	3,974	1,409	3,942
General crop	322	181	24.2	15.0	660	527	314	231	922	588	1,276	1,105	463	1,193
General livestock	52	145	20.0	21.7	107	310	41	120	194	321	255	607	96	260
Crop and livestock	199	165	17.1	13.0	519	492	199	141	858	696	1,160	1,222	365	1,114
Miscellaneous	405	420	30.5	24.5	609	625	416	410	913	1,012	1,265	1,418	569	1,195
Oregon	25,278	27,943	46.4	46.8	31,659	33,922	23,168	23,660	38,615	30,080	52,676	54,564	15,938	50,558
Commercial	6,339	6,062	19.7	17.6	13,568	13,101	6,905	5,560	23,836	19,232	31,030	31,620	8,921	30,038
Cash-grain	580	388	14.1	10.9	1,564	1,203	728	467	3,146	2,156	3,875	3,143	920	3,790
Other field-crop	46	185	4.6	11.3	378	536	101	185	902	1,014	987	1,579	349	967
Vegetable	106	130	10.1	10.0	433	446	192	166	837	752	1,032	1,238	522	1,007
Fruit-and-nut	1,376	817	29.1	20.2	2,504	1,770	1,472	810	3,510	2,329	4,596	3,826	1,759	4,411
Dairy	815	1,121	14.3	16.9	2,265	2,330	1,004	1,010	4,189	3,431	5,625	6,271	1,459	5,460
Poultry	655	940	25.4	28.2	1,075	1,371	635	725	1,881	2,024	2,556	3,264	817	2,507
Other livestock	1,326	1,083	21.8	18.0	2,277	2,029	1,304	934	4,108	2,986	5,638	4,991	1,094	5,403
General crop	394	296	13.9	11.7	1,238	995	488	304	2,332	1,535	2,756	2,383	854	2,676
General livestock	51	115	16.0	13.6	121	355	55	125	242	506	313	806	68	297
Crop and livestock	343	328	18.1	12.3	870	1,213	346	282	1,489	1,609	1,874	2,583	439	1,809
Miscellaneous	647	659	35.1	36.3	843	853	580	552	1,200	890	1,778	1,536	640	1,711
California	46,535	48,763	37.8	35.6	57,548	59,311	43,971	43,873	94,996	78,575	118,655	124,568	70,888	117,448
Commercial	19,036	18,525	21.3	18.7	32,214	31,826	20,665	19,436	71,443	60,172	86,551	91,014	52,616	85,690
Cash grain	629	691	13.9	12.0	1,616	1,875	744	878	3,378	3,257	4,263	5,067	2,486	4,248
Cotton	949	715	14.4	12.6	2,502	1,930	1,283	1,095	4,944	2,869	6,487	5,479	4,158	6,311
Other field-crop	127	145	10.4	9.9	363	327	163	149	940	897	1,166	1,377	681	1,142
Vegetable	355	478	10.2	10.0	738	1,031	398	581	2,735	2,715	3,332	4,359	2,238	3,269
Fruit-and-nut	8,167	7,829	25.9	23.3	12,803	12,919	8,716	8,650	25,933	22,381	30,226	30,307	19,453	29,831
Dairy	1,451	1,547	11.7	11.5	3,568	3,472	1,992	1,801	10,029	7,397	12,404	13,206	6,816	12,241
Poultry	2,954	3,636	25.5	25.2	3,949	4,259	3,106	2,930	9,460	9,134	11,507	13,797	7,796	11,412
Other livestock	2,952	2,009	28.5	19.5	3,946	3,056	2,739	1,780	7,654	5,827	9,681	8,816	4,543	9,876
General crop	734	556	17.9	12.6	1,582	1,448	809	709	3,307	2,576	3,989	4,049	2,410	3,877
General livestock	21	115	14.8	28.6	72	152	36	81	105	187	137	362	69	137
Crop and livestock	197	313	18.0	18.4	400	604	223	276	911	1,045	1,072	1,626	574	1,066
Miscellaneous	500	491	21.3	15.7	675	753	456	506	2,047	1,887	2,287	2,569	1,392	2,280

BILES, AND TRACTORS ON FARMS; AND NUMBER OF FARMS BY CLASS OF WORK POWER; BY TYPE OF FARM FOR STATES: CENSUSES OF 1954 AND 1950—Continued

for only a sample of farms. See text]

Farms reporting specified facilities—Con.		Motortrucks and/or automobiles on farms, 1954				Number of farms, by class of work power, 1954					Tractors on farms				
Home freezer		Motortrucks on farms, 1954		Automobiles on farms, 1954		No tractor, horses, or mules	No tractor and only 1 horse or mule	No tractor and 2 or more horses and/or mules	Tractor and horses and/or mules	Tractor and no horses or mules	Farms reporting, any		Wheel tractors excluding garden tractors (number)		Garden tractors, 1954 (number)
1954	1950	Farms reporting	Number	Farms reporting	Number						1954	1950	1954	1950	
4,446	1,763	6,551	13,581	7,221	15,197	2,422	272	1,388	2,286	2,917	5,346	4,878	11,462	7,906	377
3,179	1,245	5,086	9,997	5,101	11,579	869	80	744	1,994	2,529	4,574	3,999	10,445	6,997	231
86	82	175	261	167	234	32	1	20	55	113	168	499	323	791	...
1,209	270	1,980	4,275	1,962	5,546	121	5	18	741	1,384	2,125	1,125	5,846	2,564	76
...	9	5	5	5	5	...	...	...	5	...	5	30	5	69	...
96	33	164	630	147	768	11	...	...	29	141	170	192	664	540	21
69	68	105	177	225	383	165	10	...	3	87	105	151	150	116	26
317	191	443	674	490	841	78	7	15	137	327	469	583	830	759	11
226	81	208	224	349	463	257	...	27	7	112	129	111	117	102	20
950	350	1,637	3,059	1,427	2,622	132	57	656	833	188	1,032	831	1,647	1,113	52
146	103	236	418	213	426	23	...	6	120	129	249	280	592	662	3
...	5	10	10	5	5	5	...	...	5	...	5	25	10	30	...
44	28	66	150	55	171	...	...	1	49	22	71	127	208	211	7
36	25	57	114	56	115	45	...	1	10	26	46	45	53	40	15
8,649	2,764	14,297	18,134	18,832	23,346	5,558	1,142	1,925	8,464	5,919	15,254	12,908	18,031	13,704	1,622
6,065	2,137	11,141	14,709	12,544	16,113	1,779	436	1,173	7,362	4,365	11,923	10,662	15,280	11,920	753
412	221	917	1,352	998	1,195	100	6	37	514	567	1,091	1,250	1,235	1,314	36
192	97	417	580	447	536	65	10	45	184	258	442	561	623	664	10
105	35	265	385	306	401	50	30	20	80	176	296	316	361	405	95
231	61	536	626	631	841	170	45	10	186	340	561	396	536	383	70
1,280	397	2,530	2,977	2,956	3,899	280	55	287	1,853	1,069	2,932	2,156	3,765	2,277	120
590	244	816	1,057	1,092	1,275	591	115	45	255	336	641	822	680	815	125
2,141	636	3,633	5,189	3,686	4,943	333	145	566	2,905	595	3,531	2,577	4,734	3,088	147
550	160	980	1,229	1,158	1,459	124	10	56	559	586	1,150	882	1,684	1,118	61
92	46	178	217	228	280	...	5	11	168	75	243	278	292	301	11
466	204	822	1,016	980	1,214	26	15	91	657	342	1,004	1,346	1,338	1,481	30
6	36	47	81	62	70	40	...	5	1	21	32	78	32	74	48
1,393	772	2,262	3,908	2,183	3,495	436	115	335	1,418	504	2,026	1,733	3,798	2,656	232
957	612	1,681	3,160	1,486	2,489	100	35	171	1,204	401	1,614	1,511	3,430	2,447	106
7	12	22	32	20	21	5	...	...	10	7	17	32	25	42	...
4	...	5	15	5	16	...	...	...	1	4	5	...	21	...	...
11	...	21	53	16	39	...	...	...	11	10	21	15	73	15	...
11	5	16	38	11	18	...	...	...	1	25	26	...	90	...	...
5	...	10	10	...	...	...	...	...	5	5	10	...	10	...	...
190	168	230	281	200	298	10	10	...	140	90	235	269	361	397	40
41	15	47	70	42	57	20	5	5	12	25	37	30	44	25	5
541	279	1,101	2,306	952	1,689	50	15	149	889	109	1,002	843	2,344	1,455	45
92	68	150	239	156	227	15	5	6	70	96	166	156	310	275	6
5	35	10	10	10	15	...	...	10	5	5	10	75	10	95	...
48	30	67	102	72	103	...	...	1	58	25	83	86	139	138	10
2	...	2	4	2	6	...	...	...	2	...	2	5	3	5	...
24,208	10,144	38,640	56,250	55,855	74,429	20,926	1,781	2,417	10,105	29,906	45,904	40,247	43,592	34,624	13,560
15,456	7,094	26,583	42,849	31,657	44,266	5,732	446	931	7,986	21,315	30,813	28,349	33,263	26,186	6,551
4,610	2,426	6,505	15,020	6,641	9,612	276	8	104	2,485	4,238	6,749	5,812	5,175	3,063	1,103
485	188	978	1,888	1,068	1,665	65	5	5	299	809	1,108	959	2,237	1,635	64
389	138	911	1,359	914	1,300	175	25	20	133	803	996	1,065	1,317	1,129	498
2,334	1,014	4,207	6,010	5,442	8,225	1,235	65	85	498	4,230	5,063	4,466	5,086	3,962	1,214
3,019	1,190	5,636	7,031	7,941	10,496	1,125	115	287	1,381	6,237	7,813	7,473	8,978	7,915	1,321
1,233	728	1,920	2,180	2,660	3,280	1,625	70	50	169	1,411	2,130	2,247	1,717	1,806	1,065
1,846	745	3,386	4,949	3,520	4,828	554	78	266	1,932	1,459	3,491	2,990	4,318	3,101	449
549	204	985	1,471	1,175	1,606	121	20	16	349	826	1,190	982	1,946	1,345	117
114	75	175	191	220	267	5	10	10	89	146	240	397	264	381	36
472	134	874	1,223	1,007	1,391	100	10	51	426	579	1,020	1,032	1,442	1,225	136
405	252	1,006	1,527	1,069	1,596	451	40	37	225	577	1,013	926	783	624	548
22,687	9,266	33,600	48,325	46,276	61,077	15,565	1,336	1,979	10,492	25,070	40,353	36,837	43,353	34,828	12,923
14,440	6,202	24,323	38,065	27,404	37,814	4,069	349	894	8,729	18,083	28,071	25,710	35,195	27,249	7,269
2,181	878	3,531	7,578	3,649	5,263	152	17	43	1,401	2,489	3,895	3,052	4,466	2,783	733
534	339	937	1,914	926	1,403	15	5	...	225	757	982	1,494	1,898	2,118	87
435	234	933	1,828	947	1,368	50	5	10	224	759	1,023	1,115	1,779	1,192	544
1,694	648	3,341	4,372	3,946	5,577	860	55	35	530	3,251	4,036	3,099	3,845	2,412	1,215
2,434	1,057	3,828	4,980	4,918	6,510	655	70	217	1,114	3,630	4,854	4,597	6,059	4,972	951
1,109	530	1,477	1,785	2,042	2,517	1,015	25	35	262	1,240	1,887	1,944	1,564	1,690	971
2,914	1,058	4,932	7,562	4,970	7,158	607	110	401	3,198	1,769	5,106	4,261	7,274	5,084	853
1,419	547	2,323	3,890	2,541	3,465	94	15	36	770	1,925	2,715	2,188	4,315	3,023	644
132	95	214	258	259	285	35	5	10	99	170	274	641	313	626	92
835	546	1,480	2,059	1,666	2,210	80	5	50	519	1,239	1,783	2,290	2,394	2,637	360
753	270	1,327	1,839	1,540	2,058	506	37	57	387	854	1,516	1,029	1,288	712	819
56,178	29,101	77,574	129,520	106,123	173,590	44,659	3,211	4,495	17,000	53,637	77,038	74,336	94,517	74,466	12,606
41,505	22,226	62,923	112,468	78,244	135,282	24,571	1,447	2,422	14,646	46,340	63,862	61,928	86,245	66,547	7,687
2,518	1,631	3,832	9,300	3,979	7,203	449	26	78	1,165	2,801	3,997	4,648	5,267	5,031	323
3,210	1,338	5,014	8,888	5,951	12,146	483	42	6	1,044	5,021	6,106	4,918	14,325	9,281	189
652	371	1,016	2,723	1,029	2,184	145	...	11	145	918	1,088	1,257	2,302	2,313	79
1,329	729	3,115	7,864	3,051	6,797	347	120	36	573	2,420	3,083	3,775	6,462	5,602	506
12,318	5,977	20,020	33,467	27,430	45,180	9,344	231	300	2,146	19,510	22,196	20,846	21,586	15,586	1,890
6,525	3,425	9,492	14,081	11,119	18,590	2,514	256	316	2,783	6,583	9,549	9,073	13,239	11,105	669
5,265	3,436	5,860	7,382	10,263	14,265	7,974	261	164	488	2,687	4,535	4,950	3,244	3,119	1,882
5,824	3,185	8,617	16,196	8,657	15,021	1,588	428	1,341	4,705	2,301	7,210	6,024	8,547	6,060	809
2,246	1,211	3,201	7,285	3,691	8,001	381	36	38	900	2,743	3,669	3,503	8,292	5,656	235
92	101	117	207	102	162	15	...	5	51	71	122	221	135	184	16
706	457	871	1,785	989	2,013	87	11	28	432	534	971	1,385	1,674	1,595	99
820	365	1,768	3,290	1,983	3,720	1,244	36	99	214	751	1,336	1,328	1,172	1,015	990

Table 5.—WORKERS ON FARMS, EXPENDITURES FOR FEED, HORSES AND MULES, CATTLE, HOGS, AND

[Data are based on reports

	Region, State, and type of farm	Family and/or hired workers, 1954				Family workers (operator and/or unpaid members of his family), 1954					Hired workers, 1954				Expenditures for feed for livestock and poultry (dollars)	
		Farms reporting any	Percent of all farms reporting	Number of persons working	Percent distribution	Farms reporting any	Number of persons working	Operators working 1 or more hours	Unpaid members of operator's family working 15 or more hours: Farms reporting	Unpaid members of operator's family working 15 or more hours: Number of persons working	Farms reporting any	Percent of all farms reporting	Number of persons working	Percent distribution	1954	1949
1	United States	4,296,694	89.8	9,597,343	100.0	4,241,835	6,867,693	4,142,352	1,738,414	2,725,341	751,581	15.7	2,729,650	100.0	3,906,048,162	3,023,840,651
2	Commercial.....	3,129,400	94.0	7,938,814	82.9	3,084,098	5,322,787	3,029,280	1,421,705	2,293,507	697,572	30.0	2,616,027	95.8	3,683,700,919	2,816,605,302
3	Cash-grain.....	498,517	92.7	968,433	10.1	491,953	756,925	484,084	186,782	272,841	106,461	19.8	211,508	7.7	239,674,954	133,360,941
4	Cotton.....	485,062	92.4	1,787,138	18.7	479,497	973,657	471,044	246,550	502,613	96,976	18.5	813,481	29.8	55,529,162	52,276,847
5	Other field-crop..	340,005	92.5	913,838	9.5	337,553	628,175	332,115	164,322	296,060	59,432	16.2	285,663	10.5	47,289,391	43,628,808
6	Vegetable.....	29,952	92.0	179,392	1.9	29,038	48,892	28,401	12,508	20,491	13,199	40.5	130,500	4.8	8,134,864	8,906,222
7	Fruit-and-nut.....	69,488	84.7	377,046	3.9	64,101	94,427	62,588	22,148	31,839	35,386	43.1	282,619	10.4	16,472,849	13,041,076
8	Dairy.....	535,270	97.5	1,196,504	12.5	529,811	963,774	519,934	292,523	443,840	124,408	22.7	232,730	8.5	900,494,026	779,614,493
9	Poultry.....	144,664	93.8	283,649	3.0	143,207	229,911	139,632	67,556	90,279	25,763	16.7	53,738	2.0	977,728,754	663,571,750
10	Other livestock...	660,808	95.1	1,317,368	13.8	648,054	1,002,738	637,318	254,167	365,420	154,432	22.2	314,630	11.5	1,145,668,424	845,889,486
11	General crop.....	72,819	90.9	221,261	2.3	71,284	117,340	69,864	28,303	47,476	20,880	26.1	103,921	3.8	21,320,125	15,323,196
12	General livestock.	61,363	97.0	125,361	1.3	61,102	110,554	59,976	33,881	50,578	8,764	13.9	14,807	0.5	82,942,911	105,733,077
13	Crop and livestock	198,344	97.2	449,671	4.7	196,851	348,794	193,434	101,026	155,360	37,939	18.6	100,877	3.7	176,046,043	139,977,259
14	Miscellaneous.....	33,108	89.4	119,153	1.2	31,647	47,600	30,890	11,939	16,710	13,932	37.6	71,553	2.6	12,399,416	15,282,147
15	The North...	1,905,392	93.3	3,852,365	100.0	1,888,265	3,041,029	1,851,311	811,975	1,189,718	340,507	16.7	811,336	100.0	2,248,049,076	1,799,208,478
16	Commercial.....	1,555,313	95.5	3,364,893	87.3	1,540,022	2,578,994	1,514,022	718,502	1,064,972	328,218	20.2	785,899	96.9	2,166,523,339	1,714,378,806
17	Cash-grain.....	392,871	93.1	727,009	18.9	389,019	605,869	382,890	152,747	222,979	74,208	17.6	121,140	14.9	201,271,716	102,296,570
18	Cotton.....	10,546	91.6	50,248	1.3	10,349	18,420	10,209	3,855	8,211	3,944	34.2	31,828	3.9	1,322,981	1,437,970
19	Other field-crop..	16,800	94.7	123,502	3.2	16,485	27,969	16,201	7,055	11,768	8,714	49.1	95,533	11.8	5,847,676	6,979,696
20	Vegetable.....	12,315	92.3	62,407	1.6	11,891	20,637	11,581	5,551	9,056	5,842	43.8	41,770	5.1	3,422,214	3,751,503
21	Fruit-and-nut.....	14,989	91.8	110,665	2.9	14,331	23,318	13,971	6,459	9,347	9,086	55.6	87,347	10.8	5,366,114	3,873,199
22	Dairy.....	404,047	97.7	881,948	22.9	400,486	735,823	392,974	226,071	342,849	88,866	21.5	146,125	18.0	542,876,427	497,983,989
23	Poultry.....	69,140	93.8	132,713	3.4	68,630	107,854	67,064	30,580	40,790	12,624	17.1	24,859	3.1	401,431,702	307,278,645
24	Other livestock...	424,274	96.4	805,521	20.9	420,149	669,861	414,197	177,392	255,664	85,924	19.5	135,660	16.7	794,077,104	592,293,136
25	General crop.....	17,519	85.9	41,758	1.1	17,190	26,393	16,830	6,543	9,563	4,094	20.1	15,365	1.9	6,500,528	4,219,747
26	General livestock.	50,640	97.2	103,177	2.7	50,454	92,270	49,514	28,570	42,756	7,104	13.6	10,907	1.3	70,399,492	89,338,904
27	Crop and livestock	128,458	97.5	272,768	7.1	127,882	230,491	125,690	68,547	104,801	21,246	16.1	42,277	5.2	129,328,551	97,771,598
28	Miscellaneous.....	13,714	90.4	53,177	1.4	13,156	20,089	12,901	5,132	7,188	6,566	43.3	33,088	4.1	4,678,834	7,153,849
29	The South...	2,006,461	86.6	4,622,582	100.0	1,978,653	3,251,849	1,925,904	782,131	1,325,945	307,617	13.3	1,370,733	100.0	1,034,798,021	708,758,711
30	Commercial.....	1,296,944	92.3	3,611,613	78.1	1,275,702	2,314,217	1,252,208	591,318	1,062,009	272,191	19.4	1,297,396	94.6	921,880,997	614,077,193
31	Cash-grain.....	64,358	90.9	151,308	3.3	62,654	90,954	61,644	20,109	29,310	19,302	27.3	60,354	4.4	24,597,671	18,535,163
32	Cotton.....	463,616	92.3	1,637,376	35.4	458,786	940,098	450,730	239,512	489,368	86,640	17.3	697,278	50.9	47,604,080	47,633,516
33	Other field-crop..	312,227	92.2	733,623	15.9	310,313	582,055	305,362	152,745	276,693	45,783	13.5	151,568	11.1	37,169,607	32,115,395
34	Vegetable.....	10,861	90.4	45,163	1.0	10,617	16,777	10,410	4,114	6,367	3,393	28.3	28,386	2.1	2,590,769	2,859,382
35	Fruit-and-nut.....	14,226	70.4	50,644	1.1	12,714	18,136	12,349	3,978	5,787	5,611	27.8	32,508	2.4	3,740,983	2,753,525
36	Dairy.....	87,264	96.7	212,620	4.6	85,721	150,822	84,110	43,533	66,712	25,328	28.1	61,798	4.5	197,256,374	151,120,602
37	Poultry.....	54,987	92.8	106,885	2.3	54,262	87,309	52,690	25,441	34,619	8,692	14.7	19,576	1.4	375,083,591	190,922,301
38	Other livestock...	171,164	92.0	351,601	7.6	164,645	232,882	161,251	51,387	71,631	46,885	25.2	118,719	8.7	176,445,046	115,147,313
39	General crop.....	39,551	92.5	121,551	2.6	38,792	67,541	38,001	16,263	29,540	10,908	25.5	54,010	3.9	9,144,866	6,720,063
40	General livestock.	8,436	95.9	17,353	0.4	8,367	14,126	8,218	4,034	5,908	1,363	15.5	3,227	0.2	9,552,560	11,803,327
41	Crop and livestock	57,015	96.3	141,450	3.1	56,279	95,337	55,273	25,890	40,064	13,483	22.8	46,113	3.4	33,303,819	30,290,424
42	Miscellaneous.....	13,239	86.7	42,039	0.9	12,552	18,180	12,170	4,312	6,010	4,803	31.5	23,859	1.7	5,391,631	4,176,182
43	The West....	384,841	91.1	1,122,396	100.0	374,917	574,815	365,137	144,308	209,678	103,457	24.5	547,581	100.0	623,201,065	515,873,462
44	Commercial.....	277,143	94.1	962,308	85.7	268,374	429,576	263,050	111,885	166,526	97,163	33.0	532,732	97.3	595,296,583	488,149,303
45	Cash-grain.....	41,288	91.7	90,116	8.0	40,280	60,102	39,550	13,926	20,552	12,951	28.8	30,014	5.5	13,805,567	12,529,208
46	Cotton.....	10,900	93.9	99,514	8.9	10,362	15,139	10,105	3,183	5,034	6,392	55.1	84,375	15.4	6,602,101	3,205,361
47	Other field-crop..	10,978	96.0	56,713	5.1	10,755	18,151	10,552	4,522	7,599	4,935	43.2	38,562	7.0	4,272,108	4,533,717
48	Vegetable.....	6,776	94.0	71,822	6.4	6,530	11,478	6,410	2,843	5,068	3,964	55.0	60,344	11.0	2,121,881	2,295,337
49	Fruit-and-nut.....	40,273	88.5	215,737	19.2	37,056	52,973	36,268	11,711	16,705	20,689	45.5	162,764	29.7	7,365,752	6,414,352
50	Dairy.....	43,959	97.7	101,936	9.1	43,604	77,129	42,850	22,919	34,279	10,214	22.7	24,807	4.5	160,361,225	130,509,902
51	Poultry.....	20,537	96.5	44,051	3.9	20,315	34,748	19,878	11,535	14,870	4,447	20.9	9,303	1.7	201,213,461	165,370,804
52	Other livestock...	65,370	95.8	160,246	14.3	63,260	99,995	61,870	25,388	38,125	21,623	31.7	60,251	11.0	175,146,274	138,449,037
53	General crop.....	15,749	93.0	57,952	5.2	15,302	23,406	15,033	5,497	8,373	5,878	34.7	34,546	6.3	5,674,731	4,383,386
54	General livestock.	2,287	97.6	4,831	0.4	2,281	4,158	2,244	1,277	1,914	297	12.7	673	0.1	2,990,859	4,590,846
55	Crop and livestock	12,871	97.4	35,453	3.2	12,690	22,966	12,471	6,589	10,495	3,210	24.3	12,487	2.3	13,413,673	11,915,237
56	Miscellaneous.....	6,155	92.9	23,937	2.1	5,939	9,331	5,819	2,495	3,512	2,563	38.7	14,606	2.7	2,328,951	3,952,116
	NEW ENGLAND															
57	Maine.....	21,086	90.2	75,821	100.0	20,784	30,002	20,294	6,749	9,708	5,844	25.0	45,819	100.0	37,730,381	27,825,611
58	Commercial.....	12,515	94.7	63,936	84.3	12,271	19,191	12,083	4,649	7,108	5,563	42.1	44,745	97.7	35,707,580	25,356,838
59	Cash-grain.....	30	75.0	165	0.2	30	60	30	15	30	10	25.0	105	0.2	7,850	9,985
60	Other field-crop..	3,184	97.3	41,334	54.5	3,113	5,343	3,068	1,167	2,275	2,689	82.1	35,991	78.6	865,416	971,754
61	Vegetable.....	221	91.3	534	0.7	221	287	221	56	66	91	37.6	247	0.5	44,375	63,310
62	Fruit-and-nut.....	483	74.1	2,380	3.1	432	513	422	76	91	203	31.1	1,867	4.1	148,007	103,750
63	Dairy.....	4,473	97.7	10,479	13.8	4,421	7,199	4,345	1,971	2,854	1,495	32.7	3,280	7.2	9,220,432	8,108,692
64	Poultry.....	2,208	95.9	4,992	6.6	2,182	3,286	2,157	844	1,129	598	26.0	1,706	3.7	24,073,757	14,450,593
65	Other livestock...	437	88.6	823	1.1	437	582	432	112	150	95	19.3	241	0.5	294,166	374,330
66	General crop.....	350	78.5	697	0.9	345	407	340	54	67	65	14.6	290	0.6	73,754	77,812
67	General livestock.	79	100.0	178	0.2	79	103	79	22	24	37	46.8	75	0.2	352,370	457,967
68	Crop and livestock	179	97.3	611	0.8	179	294	179	85	115	73	39.7	317	0.7	184,455	450,534
69	Miscellaneous.....	871	94.3	1,743	2.3	832	1,117	810	247	307	207	22.4	626	1.4	442,998	288,111
70	New Hampshire	9,406	90.2	17,745	100.0	9,255	12,799	9,019	2,939	3,780	1,963	18.8	4,946	100.0	21,817,077	22,619,737
71	Commercial.....	5,138	94.5	11,922	67.2	5,044	7,445	4,958	1,852	2,487	1,751	32.2	4,477	90.5	20,508,564	20,859,704
72	Cash-grain.....	6	100.0	6	(Z)	1	1	1	...	...	5	83.3	5	0.1	...	...
73	Other field-crop..	66	100.0	482	2.7	61	67	61	6	6	55	83.3	415	8.4	66,040	36,650
74	Vegetable.....	85	100.0	390	2.2	85	175	85	45	90	55	64.7	215	4.3	9,345	9,615
75	Fruit-and-nut.....	105	95.5	920	5.2	100	160	100	45	60	65	59.1	760	15.4	37,055	127,217
76	Dairy.....	2,462	98.0	5,365	30.2	2,426	3,714	2,396	966	1,318	905	36.0	1,651	33.4	6,095,144	6,596,686
77	Poultry.....	1,622	95.0	3,125	17.6	1,605	2,260	1,560	565	700	432	25.3	865	17.5	13,753,325	13,544,544
78	Other livestock...	239	90.5	523	2.9	234	364	229	95	135	67	25.4	159	3.2	223,495	111,001
79	General crop.....	154	64.4	289	1.6	138	155	138	16	17	47	19.7	134	2.7	63,920	31,461
80	General livestock.	20	100.0	45	0.3	20	40	20	10	20	5	25.0	5	0.1	29,000	110,850
81	Crop and livestock	63	92.6	106	0.6	63	79	62	17	17	17	25.0	27	0.5	97,875	159,500
82	Miscellaneous.....	316	88.3	671	3.8	311	430	306	87	124	98	27.4	241	4.9	133,365	132,180

Z 0.05 percent or less.

CHICKENS, BY TYPE OF FARM, BY REGIONS AND STATES: CENSUSES OF 1954 AND 1950

for only a sample of farms. See text]

Horses and mules on farms			Cattle and calves					Hogs and pigs, 1954			Chickens on hand, 4 months old and over				
Farms reporting, 1954	Number		On hand				Number sold, 1954	Farms reporting	Number on hand	Number sold	Farms reporting		Number		
			Farms reporting		Number										
	1954	1950	1954	1950	1954	1950					1954	1950	1954	1950	
1,806,194	4,160,263	7,634,185	3,665,782	4,090,583	95,634,676	77,520,335	44,736,443	2,374,576	57,912,006	58,530,358	3,437,491	4,243,025	383,970,844	343,108,669	1
1,324,543	3,264,092	6,106,060	2,628,268	2,991,113	88,739,339	72,027,797	42,601,497	1,793,041	54,960,518	56,784,820	2,406,338	2,989,579	340,498,127	295,876,355	2
129,077	296,029	464,716	400,531	324,179	10,617,743	6,250,895	3,891,163	221,955	6,315,351	5,534,182	355,550	308,261	44,650,322	27,659,113	3
236,403	522,513	899,026	338,651	412,060	3,789,112	2,893,816	1,213,371	307,823	2,033,611	1,067,395	398,899	510,408	13,775,734	17,407,880	4
216,538	389,755	619,821	229,007	265,102	1,968,086	1,654,024	742,598	231,040	2,079,194	1,245,452	279,717	342,597	11,226,735	12,280,850	5
10,048	18,447	43,781	12,689	20,135	269,345	219,045	119,700	7,883	80,015	62,157	13,588	26,156	926,720	1,200,595	6
13,172	26,891	42,489	23,540	25,349	557,595	284,572	219,039	9,866	98,764	89,874	25,370	37,197	1,999,836	1,850,339	7
206,253	445,576	920,165	548,105	597,026	18,962,968	16,539,479	7,517,500	239,209	4,579,575	4,492,842	380,958	460,819	44,345,726	40,053,565	8
34,401	60,979	119,532	87,221	104,961	1,122,774	923,551	445,038	51,782	592,779	557,715	124,572	151,610	107,418,632	72,951,177	9
323,627	1,114,118	2,067,779	657,128	762,431	42,591,253	34,757,123	24,904,855	481,509	32,025,797	36,681,055	520,957	681,577	65,873,841	68,540,246	10
34,184	77,854	145,416	56,917	62,447	1,217,956	818,033	435,377	38,300	632,056	485,371	53,921	65,243	3,582,305	3,307,035	11
23,998	60,489	219,475	61,959	131,035	1,551,956	2,369,365	603,162	49,170	1,752,058	1,875,039	59,107	127,948	15,383,109	21,184,193	12
84,535	197,307	484,940	196,028	263,741	5,669,949	5,020,501	2,360,257	145,874	4,677,534	4,627,730	179,357	253,117	30,548,077	28,452,378	13
12,307	54,134	78,920	16,492	22,647	420,602	297,393	149,437	8,630	93,784	66,008	14,342	24,646	767,090	988,984	14
547,883	1,272,225	2,821,253	1,664,592	1,853,041	48,583,024	39,614,759	23,286,578	1,021,904	45,483,948	48,822,457	1,437,305	1,728,507	248,760,586	213,177,875	15
468,659	1,113,074	2,503,787	1,399,521	1,552,978	46,926,098	38,096,506	22,791,087	897,887	44,560,370	48,123,063	1,175,642	1,406,205	232,123,903	195,896,125	16
87,468	188,240	308,821	318,360	242,444	7,740,828	4,162,004	2,823,402	185,158	5,878,744	5,209,979	282,055	228,182	39,636,134	22,694,558	17
1,450	3,020	13,448	5,116	6,909	36,862	23,837	13,298	4,272	46,358	32,615	8,016	10,727	282,190	347,475	18
4,438	8,877	18,904	10,870	14,226	157,711	158,594	63,813	5,770	52,393	45,556	9,291	13,035	913,314	934,253	19
2,478	4,209	10,509	3,688	6,231	53,190	47,896	34,690	2,071	28,110	25,559	4,470	7,999	433,834	512,056	20
2,392	4,540	9,018	5,694	6,853	82,483	52,973	36,254	2,730	33,922	35,477	5,666	7,685	701,525	528,219	21
140,195	303,057	664,379	412,961	457,379	13,087,775	11,721,182	5,307,061	182,311	4,083,097	4,060,151	281,619	344,413	37,442,060	33,272,965	22
9,614	18,807	52,322	34,487	51,849	423,524	457,656	172,253	17,314	322,115	315,487	62,540	82,571	58,927,874	42,061,249	23
.155,790	418,201	1,001,635	415,634	497,208	20,281,646	16,430,574	12,370,983	353,779	28,583,304	32,784,733	343,175	451,340	55,034,986	55,880,723	24
4,380	10,838	16,214	11,706	9,519	240,799	130,041	88,239	5,847	124,141	108,945	10,955	9,795	1,291,652	825,996	25
17,499	44,458	163,154	51,079	104,067	1,261,339	1,911,782	479,556	41,587	1,642,980	1,759,776	48,662	101,343	13,336,210	18,305,612	26
40,129	93,162	225,561	126,295	151,235	3,516,446	2,954,900	1,383,919	95,575	3,750,872	3,733,821	116,182	143,612	23,851,880	20,239,865	27
2,826	15,665	19,822	3,631	5,058	43,495	45,067	17,619	1,473	14,334	10,964	3,011	5,503	272,244	293,154	28
1,116,249	2,256,914	3,886,759	1,712,432	1,934,119	29,954,544	24,801,044	12,910,696	1,266,994	11,042,254	8,276,671	1,771,002	2,216,705	94,917,467	95,048,304	29
745,007	1,665,700	2,865,571	1,025,936	1,216,445	25,488,968	21,452,522	11,474,245	832,367	9,140,473	7,324,763	1,071,473	1,370,850	71,417,662	69,030,346	30
25,221	59,224	84,809	52,051	48,205	1,615,155	1,193,284	613,222	25,818	297,297	213,322	47,508	47,723	3,245,257	3,099,933	31
232,321	512,783	878,788	327,619	400,102	3,462,267	2,751,978	1,058,647	301,768	1,962,087	1,013,473	386,150	493,961	13,292,911	16,849,519	32
208,373	372,852	584,153	209,807	241,300	1,551,318	1,329,136	595,541	222,549	1,991,913	1,173,813	264,316	321,386	9,949,644	10,897,068	33
6,072	11,175	26,451	7,072	11,053	156,179	122,128	61,849	5,050	46,614	32,769	6,952	13,528	320,733	499,733	34
6,066	11,585	18,423	8,019	8,823	318,188	146,117	121,425	4,375	34,714	25,922	7,485	10,885	424,963	422,688	35
51,137	108,001	186,982	90,225	91,975	3,533,634	2,887,784	1,353,974	47,743	419,396	359,677	73,060	81,834	5,019,821	4,899,984	36
22,288	37,301	57,016	44,015	41,013	589,317	354,814	230,277	31,725	248,108	220,840	44,221	45,650	21,570,539	10,811,252	37
118,459	376,131	622,254	177,509	199,964	11,638,302	10,107,137	6,338,649	106,838	2,678,399	3,008,512	136,270	178,301	8,362,544	9,925,670	38
24,227	51,662	97,224	33,775	41,305	619,700	452,138	226,203	28,813	466,245	335,852	34,397	44,684	1,780,213	1,924,680	39
5,264	12,046	44,887	8,631	22,143	206,686	348,672	92,910	6,407	92,901	96,540	8,423	22,046	1,576,395	2,252,690	40
37,656	83,287	216,881	57,117	95,777	1,495,295	1,547,684	674,055	44,817	830,432	793,927	53,542	94,762	5,479,683	6,862,762	41
7,923	29,653	47,703	10,096	14,785	302,927	211,650	107,493	6,464	72,367	50,116	9,149	16,090	394,959	584,367	42
142,062	631,124	926,173	288,758	303,423	17,097,108	13,104,532	8,539,169	85,678	1,385,804	1,431,230	229,184	297,813	40,292,791	34,882,490	43
110,877	485,318	736,702	202,811	221,690	16,324,273	12,478,769	8,336,165	62,787	1,259,675	1,336,994	159,223	212,524	36,956,562	30,949,884	44
16,388	48,565	71,086	30,120	33,530	1,261,760	895,607	454,539	10,979	139,310	110,881	25,987	32,356	1,768,931	1,864,622	45
2,632	6,710	6,790	5,916	5,049	289,983	118,001	141,426	1,783	25,166	21,307	4,733	5,720	200,633	210,886	46
3,727	8,026	16,764	8,330	9,576	259,057	166,294	83,244	2,721	34,888	26,083	6,110	8,176	363,777	449,529	47
1,498	3,063	6,821	1,929	2,851	59,976	49,021	23,161	762	5,291	3,829	2,166	4,629	172,153	188,806	48
4,714	10,766	15,048	9,827	9,673	156,924	85,482	61,360	2,761	30,128	28,475	12,219	18,627	873,348	899,432	49
14,921	34,518	68,804	44,919	47,672	2,341,559	1,930,513	856,465	9,155	77,082	73,014	26,279	34,572	1,883,845	1,880,616	50
2,499	4,871	10,194	8,719	12,099	109,933	111,081	42,508	2,743	22,556	21,388	17,811	23,389	26,920,219	20,078,676	51
49,378	319,786	443,890	63,985	65,259	10,671,305	8,219,412	6,195,223	20,892	764,094	887,810	41,512	51,936	2,476,311	2,733,853	52
5,577	15,354	31,978	11,436	11,623	357,457	235,854	120,935	3,640	41,670	40,574	8,569	10,764	510,440	556,359	53
1,235	3,985	11,434	2,249	4,825	83,931	108,911	30,696	1,176	16,177	18,723	2,022	4,559	470,504	625,891	54
6,750	20,858	42,498	12,616	16,729	658,208	517,917	302,283	5,482	96,230	99,982	9,633	14,743	1,216,514	1,349,751	55
1,558	8,816	11,395	2,765	2,804	74,180	40,676	24,325	693	7,083	4,928	2,182	3,053	99,887	111,463	56
6,788	12,591	21,655	16,877	20,468	231,557	207,730	87,812	6,323	33,753	28,624	10,151	13,364	3,215,125	2,326,802	57
3,892	7,754	13,846	9,848	11,897	200,273	175,915	80,707	3,702	24,569	22,337	5,872	7,908	2,988,855	2,095,094	58
10	10	75	25	50	405	360	150	5	5	...	10	30	325	595	59
657	1,117	3,043	2,402	3,189	26,151	29,191	8,658	1,352	6,243	4,255	1,687	2,199	112,905	78,439	60
51	69	200	105	195	745	1,130	345	56	82	...	51	115	842	4,715	61
118	253	154	225	201	1,901	737	633	74	118	189	137	158	3,221	10,548	62
1,809	3,297	5,971	4,573	4,949	140,951	115,341	52,576	1,146	3,683	2,973	1,665	2,099	149,692	133,024	63
316	508	1,182	1,010	1,309	10,686	9,050	3,830	455	1,373	1,852	1,494	2,101	2,623,665	1,750,156	64
241	628	658	433	493	8,763	7,119	7,663	208	11,915	11,704	138	273	6,597	12,125	65
109	268	362	231	219	1,925	1,090	653	78	338	28	122	110	7,785	8,415	66
37	76	225	74	191	1,576	2,785	1,018	21	109	299	49	166	27,932	34,175	67
57	109	564	168	428	1,941	5,080	1,215	76	187	240	127	252	23,670	33,340	68
487	1,419	1,412	602	673	5,229	4,032	3,966	231	516	797	392	405	32,221	29,562	69
2,564	5,024	9,261	6,890	8,293	118,354	114,513	47,591	2,390	12,819	10,086	4,946	6,673	2,982,893	2,079,705	70
1,527	3,134	5,420	3,717	4,506	102,698	98,385	43,531	1,212	7,484	6,713	2,892	3,691	2,830,964	1,902,770	71
...	...	...	...	...	...	...	...	...	...	...	...	...	...	...	72
10	20	50	40	51	1,635	702	885	5	5	...	10	45	210	890	73
5	10	50	40	25	175	280	95	15	65	60	30	20	565	660	74
15	25	117	50	76	345	420	95	20	40	...	20	71	4,970	13,595	75
950	1,821	3,694	2,512	2,978	86,989	83,297	35,646	675	2,812	2,034	1,075	1,396	91,694	121,306	76
167	238	555	491	780	3,736	6,050	1,128	246	2,130	2,076	1,427	1,729	2,697,575	1,738,506	77
117	271	373	214	224	4,556	2,946	3,690	98	1,606	1,696	80	125	4,605	2,595	78
87	186	49	117	42	891	187	473	40	220	95	51	81	7,380	4,162	79
10	10	40	20	50	1,100	1,050	175	...	...	...	15	45	4,850	8,260	80
21	26	217	48	137	1,044	2,346	665	25	430	610	56	97	12,085	9,110	81
145	527	275	185	143	2,227	1,107	679	88	176	142	128	82	7,030	3,686	82

Table 5.—WORKERS ON FARMS, EXPENDITURES FOR FEED, HORSES AND MULES, CATTLE, HOGS, AND

[Data are based on reports

	Region, State, and type of farm	Family and/or hired workers, 1954				Family workers (operator and/or unpaid members of his family), 1954					Hired workers, 1954				Expenditures for feed for livestock and poultry (dollars)	
		Farms reporting any	Percent of all farms reporting	Number of persons working	Percent distribution	Farms reporting any	Number of persons working	Operators working 1 or more hours	Unpaid members of operator's family working 15 or more hours: Farms reporting	Unpaid members of operator's family working 15 or more hours: Number of persons working	Farms reporting any	Percent of all farms reporting	Number of persons working	Percent distribution	1954	1949
	NEW ENGLAND—Con.															
1	Vermont	14,818	92.6	32,366	100.0	14,556	21,954	14,243	5,507	7,711	4,346	27.2	10,412	100.0	30,053,107	29,204,769
2	Commercial	11,450	96.3	27,747	85.7	11,208	17,560	11,030	4,620	6,530	4,223	35.5	10,187	97.8	29,049,207	28,179,404
3	Cash-grain	5	100.0	5	(Z)	5	5	5	...	...	...	...	...	...	...	...
4	Other field-crop	47	75.8	630	1.9	47	79	47	26	32	22	35.5	551	5.3	45,688	49,858
5	Vegetable	25	83.3	60	0.2	25	35	25	10	10	10	33.3	25	0.2	2,300	7,785
6	Fruit-and-nut	88	100.0	3,267	10.1	87	119	87	31	32	73	83.0	3,148	30.2	84,109	1,205
7	Dairy	9,795	98.6	20,933	64.7	9,588	15,204	9,430	4,053	5,774	3,699	37.3	5,729	55.0	24,090,666	23,677,180
8	Poultry	571	95.8	1,057	3.3	571	906	571	235	335	121	20.3	151	1.5	3,890,085	3,638,389
9	Other livestock	305	80.3	558	1.7	293	401	283	101	118	99	26.1	157	1.5	360,536	266,173
10	General crop	135	52.9	177	0.5	128	149	128	21	21	27	10.6	28	0.3	56,235	19,905
11	General livestock	50	90.9	120	0.4	45	80	45	20	35	20	36.4	40	0.4	239,910	115,250
12	Crop and livestock	97	86.6	225	0.7	92	132	92	30	40	42	37.5	93	0.9	123,802	133,550
13	Miscellaneous	332	86.7	715	2.2	327	450	317	93	133	110	28.7	265	2.5	155,876	270,109
14	Massachusetts	15,700	90.7	43,874	100.0	15,281	23,739	14,925	6,067	8,814	5,041	29.1	20,135	100.0	45,195,557	46,383,741
15	Commercial	10,331	94.3	35,187	80.2	10,008	16,276	9,832	4,342	6,444	4,612	42.1	18,911	93.9	42,357,572	43,260,787
16	Cash-grain	5	100.0	10	(Z)	5	10	5	5	5	...	...	...	...	3,750	...
17	Other field-crop	620	89.9	3,012	6.9	615	1,180	610	355	570	324	47.0	1,832	9.1	268,475	331,107
18	Vegetable	590	93.7	2,145	4.9	565	1,120	545	300	575	275	43.7	1,025	5.1	108,640	124,480
19	Fruit-and-nut	691	84.7	6,179	14.1	612	942	582	225	360	491	60.2	5,237	26.0	143,330	121,975
20	Dairy	3,836	97.7	10,424	23.8	3,744	6,254	3,683	1,736	2,571	1,810	46.1	4,170	20.7	13,968,999	14,888,744
21	Poultry	2,980	95.2	6,577	15.0	2,940	4,633	2,900	1,276	1,733	890	28.4	1,944	9.7	25,600,298	25,641,687
22	Other livestock	413	90.2	1,174	2.7	393	543	388	95	155	153	33.4	631	3.1	960,250	1,210,376
23	General crop	192	76.2	448	1.0	191	296	176	80	120	41	16.3	152	0.8	97,250	76,230
24	General livestock	45	100.0	120	0.3	45	70	45	15	25	30	66.7	50	0.2	214,575	236,530
25	Crop and livestock	81	94.2	280	0.6	80	130	80	35	50	36	41.9	150	0.7	186,725	306,242
26	Miscellaneous	878	95.1	4,818	11.0	818	1,098	818	220	280	562	60.9	3,720	18.5	805,280	323,416
27	Rhode Island	1,783	91.3	3,989	100.0	1,746	2,656	1,731	610	925	462	23.7	1,333	100.0	4,575,060	5,792,260
28	Commercial	1,043	94.6	2,944	73.8	1,006	1,681	996	440	685	427	38.7	1,263	94.7	4,346,285	5,460,107
29	Cash-grain	5	100.0	5	0.1	5	5	5	...	...	...	...	...	...	5,000	...
30	Other field-crop	40	100.0	270	6.8	40	60	40	20	20	35	87.5	210	15.8	1,625	66,680
31	Vegetable	40	72.7	145	3.6	40	80	40	15	40	20	36.4	65	4.9	6,890	48,620
32	Fruit-and-nut	15	100.0	65	1.6	15	25	15	5	10	10	66.7	40	3.0	12,500	26,195
33	Dairy	484	99.0	1,383	34.7	459	819	454	220	365	209	42.7	564	42.3	2,154,905	2,363,705
34	Poultry	251	86.3	461	11.6	245	365	245	95	120	61	21.0	96	7.2	2,080,080	2,847,490
35	Other livestock	73	100.0	140	3.5	72	92	72	20	20	27	37.0	48	3.6	49,285	82,475
36	General crop	15	100.0	35	0.9	15	35	15	15	20	...	...	...	...	...	...
37	General livestock	...	...	...	...	...	...	...	...	...	...	...	...	...	...	14,797
38	Crop and livestock	10	100.0	20	0.5	10	15	10	5	5	5	50.0	5	0.4	5,500	1,900
39	Miscellaneous	110	100.0	420	10.5	105	185	100	45	85	60	54.5	235	17.6	30,500	8,245
40	Connecticut	11,774	92.3	30,642	100.0	11,533	17,901	11,198	4,763	6,703	3,592	28.2	12,741	100.0	41,545,691	38,050,790
41	Commercial	7,446	95.9	24,187	78.9	7,246	11,969	7,071	3,443	4,898	3,317	42.7	12,218	95.9	40,000,228	36,290,055
42	Cash-grain	10	100.0	40	0.1	10	10	10	...	...	5	50.0	30	0.2	...	...
43	Other field-crop	650	91.5	4,945	16.1	620	975	595	255	380	380	53.5	3,970	31.2	337,315	531,596
44	Vegetable	240	94.1	1,255	4.1	240	470	230	135	240	115	45.1	785	6.2	34,880	72,595
45	Fruit-and-nut	306	98.4	1,964	6.4	295	496	275	151	221	221	71.1	1,468	11.5	119,000	66,291
46	Dairy	3,181	98.3	8,734	28.5	3,084	5,141	3,009	1,495	2,132	1,653	51.1	3,593	28.2	12,330,338	13,902,481
47	Poultry	2,326	97.5	4,914	16.0	2,295	3,815	2,260	1,160	1,555	616	25.8	1,099	8.6	26,647,385	20,769,772
48	Other livestock	253	94.4	556	1.8	238	359	233	71	126	83	31.0	197	1.5	305,410	353,130
49	General crop	140	73.7	345	1.1	130	220	125	65	95	40	21.1	125	1.0	83,805	12,550
50	General livestock	11	100.0	33	0.1	11	20	11	6	9	6	54.5	13	0.1	72,000	453,350
51	Crop and livestock	35	87.5	80	0.3	35	70	35	20	35	10	25.0	10	0.1	50,850	69,059
52	Miscellaneous	294	85.5	1,321	4.3	288	393	288	85	105	188	54.7	928	7.3	19,245	59,231
	MIDDLE ATLANTIC															
53	New York	97,584	92.3	244,759	100.0	95,830	150,591	93,298	40,624	57,293	27,743	26.3	94,168	100.0	171,549,253	169,751,855
54	Commercial	74,009	95.7	210,715	86.1	72,454	119,550	70,798	34,048	48,752	26,501	34.3	91,165	96.8	165,047,182	161,839,642
55	Cash-grain	3,404	89.5	6,584	2.7	3,363	5,032	3,303	1,213	1,729	759	20.0	1,552	1.6	1,029,240	548,521
56	Other field-crop	1,052	97.2	11,218	4.6	1,007	1,644	977	423	667	847	78.3	9,574	10.2	251,112	636,939
57	Vegetable	2,217	94.6	15,096	6.2	2,136	3,687	2,071	1,031	1,616	1,322	56.4	11,409	12.1	539,943	906,131
58	Fruit-and-nut	3,626	95.9	32,594	13.3	3,485	5,765	3,405	1,615	2,360	2,746	72.6	26,829	28.5	2,050,185	984,197
59	Dairy	47,977	97.5	107,916	44.1	47,035	79,716	46,048	23,313	33,668	16,512	33.6	28,200	29.9	111,327,195	112,349,227
60	Poultry	6,553	94.1	13,000	5.3	6,488	10,243	6,293	3,025	3,950	1,387	19.9	2,757	2.9	42,223,802	38,314,103
61	Other livestock	3,066	90.0	5,578	2.3	2,967	4,156	2,886	965	1,270	701	20.6	1,422	1.5	2,450,091	2,523,890
62	General crop	1,639	78.8	4,160	1.7	1,594	2,343	1,543	538	800	392	18.9	1,817	1.9	607,985	440,702
63	General livestock	538	98.2	1,333	0.5	522	922	507	275	415	188	34.3	411	0.4	1,568,342	1,770,068
64	Crop and livestock	1,993	95.7	5,349	2.2	1,976	3,270	1,936	913	1,334	736	35.3	2,079	2.2	2,424,576	2,683,688
65	Miscellaneous	1,944	95.2	7,887	3.2	1,881	2,772	1,829	737	943	911	44.6	5,115	5.4	574,711	682,176
66	New Jersey	20,975	92.4	69,458	100.0	20,469	34,062	19,834	9,931	14,228	8,961	39.5	35,396	100.0	88,875,433	70,511,259
67	Commercial	16,356	95.7	62,045	89.3	15,891	27,452	15,446	8,335	12,006	8,545	50.0	34,593	97.7	87,119,155	67,890,023
68	Cash-grain	892	93.7	2,296	3.3	861	1,366	801	340	565	332	34.9	930	2.6	339,230	45,665
69	Other field-crop	495	96.1	3,590	5.2	490	860	485	240	375	355	68.9	2,730	7.7	54,050	227,745
70	Vegetable	2,144	97.5	12,779	18.4	2,073	3,764	2,018	982	1,746	1,339	60.9	9,015	25.5	540,805	890,199
71	Fruit-and-nut	783	86.2	8,410	12.1	745	1,278	730	302	548	558	61.5	7,132	20.1	230,995	214,811
72	Dairy	3,588	98.5	11,703	16.8	3,423	5,714	3,388	1,551	2,326	2,433	66.8	5,989	16.9	15,620,140	16,201,081
73	Poultry	6,434	96.3	15,316	22.1	6,374	11,399	6,159	4,112	5,240	2,449	36.7	3,917	11.1	67,089,325	47,535,816
74	Other livestock	529	93.8	1,510	2.2	502	809	492	180	317	238	42.2	701	2.0	2,238,335	1,691,778
75	General crop	286	89.1	890	1.3	270	443	255	142	188	116	36.1	447	1.3	167,175	230,211
76	General livestock	55	91.7	120	0.2	55	90	50	30	40	25	41.7	30	0.1	306,630	218,290
77	Crop and livestock	242	100.0	801	1.2	236	386	231	100	155	122	50.4	415	1.2	421,050	425,490
78	Miscellaneous	908	90.5	4,630	6.7	862	1,343	837	356	506	578	57.6	3,287	9.3	111,420	208,937
79	Pennsylvania	119,443	92.7	270,830	100.0	118,090	199,071	114,638	55,219	84,433	26,337	20.4	71,759	100.0	183,124,047	158,634,557
80	Commercial	78,961	95.9	209,666	77.4	77,872	141,366	75,875	41,876	65,491	24,582	29.8	68,300	95.2	172,317,474	146,246,815
81	Cash-grain	6,290	91.1	12,172	4.5	6,202	9,906	6,022	2,517	3,884	1,165	16.9	2,266	3.2	2,584,300	904,294
82	Other field-crop	1,237	92.9	8,563	3.2	1,217	2,129	1,202	567	927	677	50.8	6,434	9.0	1,458,898	1,768,909
83	Vegetable	780	96.3	4,805	1.8	755	1,450	735	420	715	435	53.7	3,355	4.7	270,871	358,184
84	Fruit-and-nut	1,579	93.5	13,451	5.0	1,506	2,493	1,471	686	1,022	1,014	60.0	10,958	15.3	760,900	478,908
85	Dairy	37,470	97.8	93,102	34.4	37,027	71,241	36,146	22,121	35,095	12,461	32.5	21,861	30.5	77,288,460	69,153,141
86	Poultry	11,206	94.6	23,391	8.6	11,141	18,713	10,766	5,602	7,947	2,310	19.5	4,678	6.5	56,300,603	47,450,908
87	Other livestock	8,162	94.7	16,936	6.3	7,975	12,799	7,795	3,258	5,004	2,169	25.2	4,137	5.8	12,031,016	7,056,330
88	General crop	1,337	88.7	3,693	1.4	1,295	2,166	1,265	511	901	430	28.5	1,524	2.1	602,532	566,652
89	General livestock	3,090	97.6	7,626	2.8	3,085	6,070	3,005	1,885	3,065	909	28.7	1,556	2.2	9,507,201	9,612,338
90	Crop and livestock	5,945	97.5	18,038	6.7	5,902	11,509	5,747	3,498	5,762	2,117	34.7	6,529	9.1	10,610,598	8,379,575
91	Miscellaneous	1,865	89.7	7,892	2.9	1,767	2,890	1,721	811	1,169	895	43.0	5,002	7.0	902,095	517,576

Z 0.05 percent or less.

CHICKENS, BY TYPE OF FARM, BY REGIONS AND STATES: CENSUSES OF 1954 AND 1950—Continued

for only a sample of farms. See text]

Horses and mules on farms			Cattle and calves					Hogs and pigs, 1954			Chickens on hand, 4 months old and over				
Farms reporting, 1954	Number		On hand				Number sold, 1954	Farms reporting	Number on hand	Number sold	Farms reporting		Number		
			Farms reporting		Number										
	1954	1950	1954	1950	1954	1950					1954	1950	1954	1950	
6,817	14,912	25,228	13,991	15,300	456,401	409,679	207,033	3,498	14,803	11,352	7,920	9,232	1,150,024	833,364	1
5,721	12,360	21,551	11,018	12,065	440,556	394,619	203,325	2,504	10,838	9,156	5,703	6,669	1,048,829	744,664	2
...	...	...	...	...	...	...	...	5	10	10	...	...	...	...	3
27	43	90	32	56	621	888	208	12	79	30	2	40	5,070	960	4
10	10	20	5	20	5	165	...	5	5	...	10	15	190	950	5
6	6	10	22	11	533	17	270	6	7	...	15	11	2,830	164	6
5,064	10,929	18,602	9,910	10,703	422,858	376,150	184,522	2,195	7,724	6,266	4,665	5,414	332,733	277,219	7
86	161	431	240	408	2,390	4,906	790	70	125	50	541	639	658,475	430,765	8
179	354	919	310	335	7,166	7,039	13,256	67	2,586	2,435	124	169	7,699	4,562	9
47	101	177	87	54	944	521	564	20	30	45	81	58	4,130	2,316	10
30	75	120	45	75	1,440	730	965	30	60	25	55	70	29,140	7,640	11
56	117	288	82	122	1,502	1,428	1,817	30	75	215	65	87	2,265	11,925	12
216	564	894	285	281	3,097	2,775	933	64	137	80	145	166	6,297	8,163	13
2,811	5,966	10,525	9,195	11,641	190,931	180,306	87,106	2,100	109,143	82,967	8,148	11,445	4,279,381	4,103,664	14
1,860	3,755	6,948	5,804	7,257	171,476	163,036	81,597	1,146	97,527	77,149	4,945	7,053	3,993,135	3,679,863	15
...	...	...	5	...	15	...	...	...	...	...	5	...	625	...	16
175	290	466	392	463	4,316	4,029	1,380	160	330	105	350	444	10,790	14,327	17
95	135	171	130	205	630	725	165	45	485	520	145	236	11,925	12,915	18
35	115	106	107	151	1,600	550	580	21	28	5	106	196	12,590	12,722	19
1,084	1,983	4,253	3,926	4,470	151,645	138,671	71,650	438	5,299	4,719	1,384	2,109	184,405	196,014	20
207	293	659	688	1,254	4,945	9,076	2,094	175	1,850	555	2,538	3,483	3,703,725	3,374,593	21
91	171	479	258	353	4,555	6,290	3,796	226	87,685	68,800	156	187	9,595	10,000	22
72	208	161	117	75	877	410	147	30	125	5	80	55	5,270	7,160	23
10	50	67	40	46	1,060	714	830	20	145	90	40	56	23,560	14,555	24
21	55	137	56	123	963	1,889	710	11	1,525	2,350	56	123	25,000	32,077	25
70	455	449	85	117	870	682	245	20	55	...	85	164	5,650	5,500	26
229	619	969	1,043	1,399	20,703	22,072	9,993	236	4,281	1,360	953	1,380	405,217	468,965	27
119	399	581	648	898	19,153	19,892	9,728	111	3,401	1,190	488	939	366,142	432,945	28
...	...	...	5	...	5	...	...	5	280	125	5	...	100	...	29
...	...	...	10	30	25	390	5	5	15	...	10	35	80	3,150	30
10	20	25	10	25	90	190	55	...	...	...	10	50	625	6,530	31
5	15	15	5	10	15	10	...	...	...	...	5	10	1,250	4,000	32
67	207	423	489	585	17,685	17,511	9,210	46	131	10	165	341	51,025	33,505	33
11	11	45	71	171	333	929	90	15	40	5	231	436	301,225	381,845	34
26	146	55	53	55	995	760	353	40	2,935	1,050	27	35	902	1,650	35
...	...	...	...	...	...	...	...	...	...	...	10	...	60	...	36
...	...	...	...	6	...	45	...	...	...	...	...	6	...	1,200	37
...	...	...	...	5	...	30	15	...	...	...	10	5	2,650	500	38
...	...	18	5	11	5	27	...	...	...	...	15	21	8,225	565	39
1,823	3,765	7,692	7,897	9,644	174,855	171,212	84,482	1,343	14,682	20,335	6,432	8,670	3,351,746	2,547,019	40
1,141	2,469	5,287	4,831	5,991	160,467	155,461	80,370	674	11,994	18,716	3,708	5,082	3,171,517	2,326,000	41
...	...	...	5	...	50	...	20	...	...	...	...	...	...	...	42
143	448	936	257	335	3,636	2,545	1,308	61	160	19	261	425	21,540	43,406	43
45	105	196	70	90	300	305	130	15	40	5	70	135	4,680	9,440	44
26	32	51	67	97	949	838	560	10	15	...	97	111	7,770	7,213	45
708	1,331	3,071	3,226	3,810	140,304	133,961	67,385	362	1,827	962	1,385	2,056	235,810	227,000	46
110	200	401	791	1,118	7,360	7,549	3,671	120	585	225	1,716	1,975	2,882,545	1,988,451	47
41	197	332	233	295	5,513	7,406	6,003	75	9,310	17,505	77	162	9,107	6,090	48
35	80	50	110	75	1,320	370	600	15	25	...	50	40	2,460	915	49
1	2	30	11	75	296	1,780	145	1	2	...	11	65	5,050	35,660	50
10	20	55	30	46	655	462	530	5	10	...	20	41	2,035	5,910	51
22	54	165	31	50	84	245	18	10	20	...	21	72	520	1,915	52
30,417	67,258	140,937	79,449	92,303	2,254,551	2,072,733	1,060,658	23,170	162,081	148,790	55,250	72,347	12,900,553	10,102,595	53
24,540	55,558	117,770	62,975	72,283	2,152,341	1,972,094	1,028,728	16,592	128,099	126,761	39,986	52,434	11,855,014	9,055,144	54
628	1,430	2,272	1,937	1,752	25,300	16,647	9,430	882	6,343	4,990	1,607	1,586	221,043	111,046	55
134	309	804	425	920	4,254	9,903	2,120	207	1,406	1,040	343	990	39,172	65,816	56
301	540	1,724	533	1,153	8,050	10,497	4,703	171	1,269	2,160	612	1,388	70,770	99,282	57
588	965	2,142	1,504	1,530	24,124	9,969	11,106	596	5,700	5,835	1,253	1,487	238,803	112,615	58
19,562	43,196	91,789	49,112	54,628	1,906,608	1,763,076	876,107	10,858	48,611	40,600	25,177	32,348	3,007,838	2,677,398	59
793	1,598	4,302	2,830	4,324	32,680	37,932	15,195	933	6,406	6,856	6,234	7,950	7,220,400	5,158,404	60
997	2,970	5,526	2,957	2,865	84,406	53,449	75,986	1,244	39,407	44,007	1,512	1,824	124,925	107,322	61
438	1,126	1,847	921	949	10,394	8,170	4,631	372	2,102	2,136	897	899	110,569	72,735	62
177	361	1,248	493	935	12,873	16,431	7,776	237	4,718	6,715	473	930	317,912	229,808	63
598	1,510	3,588	1,848	2,778	38,562	41,121	19,566	905	10,218	11,989	1,590	2,437	477,701	390,105	64
324	1,553	2,528	415	449	5,090	4,899	2,108	187	1,919	433	288	595	25,881	30,613	65
2,931	7,622	12,458	8,432	10,064	233,216	209,600	131,351	3,353	183,786	215,136	14,041	16,378	17,077,934	9,982,711	66
2,037	5,217	9,424	6,678	7,671	225,218	198,230	129,230	2,422	176,870	210,853	10,561	11,928	16,710,091	9,529,939	67
126	444	80	471	135	3,954	1,170	1,302	200	2,230	2,555	410	155	86,710	9,400	68
15	20	218	60	283	370	1,520	240	45	445	330	110	443	8,690	32,282	69
678	1,232	2,340	600	1,033	4,515	5,681	2,145	460	2,130	850	860	1,400	103,270	94,910	70
86	496	388	131	92	1,985	353	635	100	1,130	970	210	345	33,430	35,965	71
668	1,411	3,173	3,628	3,985	193,200	167,962	109,851	687	7,892	7,265	2,057	2,597	429,131	413,587	72
130	240	670	1,000	1,247	5,320	7,268	2,270	401	2,687	2,490	6,232	5,872	15,852,640	8,770,383	73
130	545	620	354	321	10,125	7,468	8,834	316	156,060	190,480	236	290	23,090	32,947	74
46	82	444	141	207	986	1,703	932	46	1,912	1,655	146	296	30,480	38,280	75
15	20	90	60	75	1,280	1,850	795	15	70	100	60	85	58,925	39,440	76
77	113	347	177	231	3,042	2,744	2,123	121	1,878	3,823	170	282	80,975	55,050	77
66	614	1,054	56	62	441	511	103	31	436	335	70	163	2,750	7,695	78
27,888	65,422	128,203	97,572	109,943	1,890,537	1,668,651	899,723	56,041	601,972	537,407	88,996	111,395	21,160,198	17,524,355	79
19,768	50,456	94,966	68,587	73,875	1,735,674	1,498,394	849,792	38,472	509,009	483,212	58,267	69,850	19,131,358	15,195,397	80
1,362	3,479	2,472	4,571	1,711	44,044	14,068	15,271	3,223	27,031	17,800	4,140	1,896	521,821	172,085	81
251	692	1,680	785	1,305	11,878	14,216	7,200	535	6,421	5,948	820	1,387	242,350	241,910	82
141	218	779	296	500	3,058	4,240	1,496	210	1,820	1,525	300	574	38,215	54,665	83
256	546	718	607	499	9,930	4,108	5,594	406	4,982	4,795	605	530	94,695	73,687	84
10,233	23,236	51,898	38,280	43,286	1,186,518	1,092,832	494,069	17,432	186,275	156,868	26,312	34,332	4,631,184	4,226,445	85
1,545	2,900	7,305	5,993	8,204	70,738	69,986	33,500	4,292	44,812	46,400	10,597	13,737	9,136,415	7,171,128	86
2,665	7,694	13,060	7,985	6,989	217,292	130,785	190,492	5,404	138,853	148,515	5,891	6,007	1,077,387	674,650	87
328	701	993	850	755	7,569	6,010	2,559	511	4,400	2,840	814	812	134,124	102,167	88
1,004	3,387	6,694	3,125	4,418	70,509	75,858	40,702	2,303	39,450	47,528	3,074	4,458	1,515,162	1,345,378	89
1,638	4,801	7,476	5,694	5,535	108,787	80,429	56,185	3,931	53,527	50,077	5,250	5,260	1,651,425	1,081,167	90
345	2,802	1,891	401	673	5,351	5,862	2,724	225	1,438	916	464	857	88,580	52,115	91

Table 5.—WORKERS ON FARMS, EXPENDITURES FOR FEED, HORSES AND MULES, CATTLE, HOGS, AND

[Data are based on reports

	Region, State, and type of farm	Family and/or hired workers, 1954				Family workers (operator and/or unpaid members of his family), 1954					Hired workers, 1954				Expenditures for feed for livestock and poultry (dollars)	
		Farms reporting any	Percent of all farms reporting	Number of persons working	Percent distribution	Farms reporting any	Number of persons working	Operators working 1 or more hours	Unpaid members of operator's family working 15 or more hours: Farms reporting	Unpaid members of operator's family working 15 or more hours: Number of persons working	Farms reporting any	Percent of all farms reporting	Number of persons working	Percent distribution	1954	1949
	EAST NORTH CENTRAL															
1	Ohio.....	161,360	91.1	294,706	100.0	160,270	246,795	156,958	62,265	89,837	23,483	13.3	47,911	100.0	134,490,700	113,952,003
2	Commercial.....	116,424	94.3	232,344	78.8	115,466	187,012	113,434	50,538	73,578	22,022	17.8	45,332	94.6	126,066,142	104,553,811
3	Cash-grain.....	32,545	91.4	57,564	19.5	32,261	48,210	31,656	11,668	16,554	5,421	15.2	9,354	19.5	15,438,629	6,472,818
4	Other field-crop..	2,602	94.7	6,824	2.3	2,587	4,269	2,546	1,131	1,723	401	14.6	2,555	5.3	738,540	681,738
5	Vegetable.....	926	92.5	2,856	1.0	906	1,306	891	335	415	281	28.1	1,550	3.2	139,630	195,896
6	Fruit-and-nut.....	1,245	88.9	5,255	1.8	1,210	1,875	1,180	485	695	580	41.4	3,380	7.1	299,410	268,785
7	Dairy.....	25,136	97.4	52,677	17.9	24,966	45,273	24,531	13,683	20,742	4,819	18.7	7,404	15.5	29,177,642	28,081,267
8	Poultry.....	5,537	94.2	9,653	3.3	5,507	8,368	5,427	2,111	2,941	637	10.8	1,285	2.7	19,110,905	14,359,242
9	Other livestock...	27,064	94.3	51,371	17.4	26,807	41,263	26,356	10,495	14,907	5,789	20.2	10,108	21.1	38,239,699	31,093,398
10	General crop.....	1,561	89.9	3,666	1.2	1,535	2,335	1,505	587	830	428	24.6	1,331	2.8	618,523	285,625
11	General livestock.	6,345	96.6	12,755	4.3	6,325	11,405	6,200	3,440	5,205	910	13.9	1,350	2.8	9,235,440	12,756,321
12	Crop and livestock	12,079	97.0	24,282	8.2	12,014	20,685	11,814	6,123	8,871	2,002	16.1	3,597	7.5	12,939,536	10,098,699
13	Miscellaneous.....	1,384	90.8	5,441	1.8	1,348	2,023	1,328	480	695	754	49.4	3,418	7.1	128,188	260,022
14	Indiana.....	140,260	91.3	244,342	100.0	139,171	207,088	136,568	50,811	70,520	20,321	13.2	37,254	100.0	156,381,173	109,126,395
15	Commercial.....	108,130	93.9	202,636	82.9	107,199	166,865	105,473	43,668	61,392	19,414	16.9	35,771	96.0	149,857,987	103,161,739
16	Cash-grain.....	36,378	92.3	64,108	26.2	36,075	53,908	35,540	12,978	18,368	6,422	16.3	10,200	27.4	22,241,382	7,840,413
17	Other field-crop..	1,533	91.6	4,137	1.7	1,512	2,379	1,477	642	902	173	10.3	1,758	4.7	335,512	261,461
18	Vegetable.....	550	87.3	1,560	0.6	545	815	525	195	290	130	20.6	745	2.0	194,585	94,005
19	Fruit-and-nut.....	300	88.2	1,300	0.5	290	490	285	145	205	120	35.3	810	2.2	75,355	97,973
20	Dairy.....	11,615	95.9	22,802	9.3	11,545	20,124	11,295	5,874	8,829	1,780	14.7	2,678	7.2	13,184,419	11,014,567
21	Poultry.....	5,347	90.1	8,687	3.6	5,327	7,612	5,232	1,945	2,380	527	8.9	1,075	2.9	24,808,168	14,391,038
22	Other livestock...	34,576	94.7	63,004	25.8	34,188	50,981	33,658	12,836	17,323	7,462	20.4	12,023	32.2	67,091,559	49,615,364
23	General crop.....	689	90.8	1,496	0.6	683	1,041	678	276	363	144	19.0	455	1.2	337,650	257,089
24	General livestock.	5,221	95.9	10,153	4.2	5,185	9,095	5,100	2,785	3,995	626	11.5	1,058	2.8	7,850,745	10,975,105
25	Crop and livestock	11,455	96.6	23,265	9.5	11,389	19,645	11,223	5,772	8,422	1,809	15.3	3,620	9.7	13,724,447	8,416,760
26	Miscellaneous.....	466	86.9	2,124	0.9	460	775	460	220	315	221	41.2	1,349	3.6	14,165	197,964
27	Illinois....	163,468	93.0	290,563	100.0	161,903	236,979	159,164	56,730	77,815	33,527	19.1	53,584	100.0	206,848,813	143,381,402
28	Commercial.....	140,340	95.0	261,040	89.8	138,883	208,690	136,725	51,979	71,965	32,870	22.2	52,350	97.7	201,871,503	138,204,465
29	Cash-grain.....	65,037	93.9	115,893	39.9	64,307	93,965	63,341	22,235	30,624	15,353	22.2	21,928	40.9	44,187,067	26,678,674
30	Cotton.....	85	100.0	385	0.1	85	220	85	65	135	30	35.3	165	0.3	25,325	11,313
31	Other field-crop..	110	95.7	265	0.1	110	170	110	35	60	45	39.1	95	0.2	39,100	14,430
32	Vegetable.....	812	89.5	3,242	1.1	782	1,207	777	300	430	301	33.2	2,035	3.8	636,223	210,309
33	Fruit-and-nut.....	528	94.6	1,856	0.6	508	827	488	222	339	238	42.7	1,029	1.9	278,758	190,182
34	Dairy.....	12,847	96.6	25,675	8.8	12,730	21,635	12,560	6,215	9,075	2,915	21.9	4,040	7.5	18,054,813	14,325,156
35	Poultry.....	2,977	92.1	5,031	1.7	2,967	4,212	2,907	1,035	1,305	277	8.6	819	1.5	8,868,241	5,441,353
36	Other livestock...	42,064	96.0	76,372	26.3	41,607	60,266	40,960	14,376	19,306	10,900	24.9	16,106	30.1	110,047,986	72,680,337
37	General crop.....	570	95.6	1,135	0.4	565	895	555	245	340	115	19.3	240	0.4	191,090	192,140
38	General livestock.	3,181	97.1	5,936	2.0	3,176	5,416	3,116	1,535	2,300	421	12.9	520	1.0	4,898,935	5,668,023
39	Crop and livestock	11,337	96.6	21,365	7.4	11,286	18,742	11,081	5,461	7,661	1,793	15.3	2,623	4.9	14,460,240	12,055,684
40	Miscellaneous.....	792	90.8	3,885	1.3	760	1,135	745	255	390	482	55.3	2,750	5.1	183,725	736,864
41	Michigan....	125,830	90.6	262,601	100.0	124,789	198,855	121,664	53,066	77,191	19,159	13.8	63,746	100.0	68,302,131	56,922,367
42	Commercial.....	92,283	94.0	212,966	81.1	91,421	152,130	89,651	42,409	62,479	17,810	18.1	60,836	95.4	62,588,068	50,357,720
43	Cash-grain.....	19,309	90.1	34,354	13.1	19,157	29,077	18,830	7,164	10,247	2,617	12.2	5,277	8.3	5,497,819	2,571,344
44	Other field-crop..	1,475	96.7	8,511	3.2	1,465	2,893	1,450	745	1,443	649	42.6	5,618	8.8	251,100	335,896
45	Vegetable.....	1,875	89.7	10,334	3.9	1,814	3,201	1,764	881	1,437	854	40.9	7,133	11.2	275,605	291,436
46	Fruit-and-nut.....	4,090	93.2	25,662	9.8	3,967	6,692	3,907	2,005	2,785	2,258	51.4	18,970	29.8	963,990	890,190
47	Dairy.....	36,472	97.1	73,936	28.2	36,216	63,571	35,518	18,861	28,053	6,292	16.8	10,365	16.3	24,546,611	22,759,364
48	Poultry.....	4,288	92.2	7,327	2.8	4,258	6,613	4,178	1,810	2,435	423	9.1	714	1.1	12,261,975	9,280,691
49	Other livestock...	9,739	93.6	17,474	6.7	9,615	14,243	9,395	3,446	4,848	1,743	16.8	3,231	5.1	8,320,807	5,347,435
50	General crop.....	2,154	82.6	6,151	2.3	2,139	3,450	2,089	931	1,361	493	18.9	2,701	4.2	569,895	325,136
51	General livestock.	3,135	96.8	6,150	2.3	3,105	5,274	3,025	1,592	2,249	478	14.8	876	1.4	3,415,941	3,716,098
52	Crop and livestock	8,535	96.5	19,420	7.4	8,515	15,213	8,355	4,436	6,858	1,517	17.2	4,207	6.6	6,405,195	4,478,705
53	Miscellaneous.....	1,211	86.1	3,647	1.4	1,170	1,903	1,140	538	763	486	34.6	1,744	2.7	79,130	361,425
54	Wisconsin...	146,721	95.5	320,259	100.0	145,624	268,907	142,470	82,894	126,437	26,462	17.2	51,352	100.0	129,901,563	117,162,407
55	Commercial.....	131,308	97.2	297,398	92.9	130,285	247,112	127,763	77,700	119,349	25,928	19.2	50,286	97.9	126,502,849	113,700,109
56	Cash-grain.....	3,359	86.0	5,854	1.8	3,292	4,901	3,222	1,223	1,679	491	12.6	953	1.9	1,089,704	270,613
57	Other field-crop..	879	92.1	7,270	2.3	870	1,549	845	361	704	394	41.3	5,721	11.1	300,680	298,910
58	Vegetable.....	781	85.1	3,023	0.9	730	1,166	715	308	451	270	29.4	1,857	3.6	299,138	205,256
59	Fruit-and-nut.....	646	89.6	5,907	1.8	595	918	570	235	348	335	46.5	4,989	9.7	55,360	82,284
60	Dairy.....	105,550	98.3	233,662	73.0	104,958	205,324	102,963	66,339	102,361	19,860	18.5	28,338	55.2	94,386,948	87,848,440
61	Poultry.....	2,247	91.8	4,004	1.3	2,227	3,459	2,187	946	1,272	287	11.7	545	1.1	9,599,997	6,801,051
62	Other livestock...	9,942	96.3	19,549	6.1	9,813	15,881	9,671	4,280	6,210	2,403	23.3	3,668	7.1	12,817,161	9,571,476
63	General crop.....	1,051	82.2	2,047	0.6	1,031	1,447	996	317	451	163	12.8	600	1.2	260,364	131,100
64	General livestock.	2,719	97.7	6,029	1.9	2,713	4,976	2,613	1,564	2,363	658	23.6	1,053	2.1	4,030,574	4,616,279
65	Crop and livestock	3,389	96.4	7,705	2.4	3,347	6,299	3,287	1,818	3,012	747	21.3	1,406	2.7	3,011,718	1,884,555
66	Miscellaneous.....	745	85.9	2,348	0.7	709	1,192	694	309	498	320	36.9	1,156	2.3	651,205	1,990,145
	WEST NORTH CENTRAL															
67	Minnesota...	157,890	95.5	330,772	100.0	157,017	280,018	153,848	83,037	126,170	25,653	15.5	50,754	100.0	153,886,173	119,927,088
68	Commercial.....	141,560	96.6	306,631	92.7	140,752	256,883	138,214	77,356	118,669	25,201	17.2	49,748	98.0	150,599,692	116,929,758
69	Cash-grain.....	32,056	94.4	63,893	19.3	31,832	52,852	31,265	14,378	21,587	6,118	18.0	11,041	21.8	19,312,409	8,784,944
70	Other field-crop..	1,097	96.1	9,598	2.9	1,073	1,787	1,062	439	725	800	70.1	7,811	15.4	259,172	199,837
71	Vegetable.....	423	86.5	2,608	0.8	388	841	378	241	463	209	42.7	1,767	3.5	172,494	114,629
72	Fruit-and-nut.....	125	89.3	460	0.1	120	195	105	80	90	55	39.3	265	0.5	5,825	29,745
73	Dairy.....	48,737	97.8	105,209	31.8	48,571	94,771	47,685	30,338	47,086	7,119	14.3	10,438	20.6	36,972,338	27,363,801
74	Poultry.....	4,331	93.4	8,163	2.5	4,296	6,640	4,226	1,778	2,414	664	14.3	1,523	3.0	23,101,725	16,834,751
75	Other livestock...	27,240	97.1	55,408	16.8	27,082	47,475	26,672	13,645	20,803	5,621	20.0	7,933	15.6	41,647,295	36,892,780
76	General crop.....	1,664	89.2	4,707	1.4	1,639	2,791	1,578	791	1,213	336	18.0	1,916	3.8	651,575	278,972
77	General livestock.	9,745	97.8	21,281	6.4	9,710	19,313	9,535	6,238	9,778	1,437	14.4	1,968	3.9	11,882,880	14,174,701
78	Crop and livestock	15,629	98.2	33,821	10.2	15,544	29,366	15,221	9,178	14,145	2,679	16.8	4,455	8.8	16,271,324	11,582,102
79	Miscellaneous.....	513	89.5	1,483	0.4	497	852	487	250	365	163	28.4	631	1.2	322,655	673,496
80	Iowa.....	185,523	96.1	340,523	100.0	184,340	292,501	181,926	76,552	110,575	33,348	17.3	48,022	100.0	330,358,732	234,103,808
81	Commercial.....	173,097	97.1	324,533	95.3	172,005	277,264	169,976	74,106	107,288	32,928	18.5	47,269	98.4	327,380,195	231,448,856
82	Cash-grain.....	38,032	94.8	68,331	20.1	37,656	58,091	37,181	14,363	20,910	7,265	18.1	10,240	21.3	28,637,587	11,905,527
83	Other field-crop..	28	65.1	196	0.1	27	48	27	16	21	18	41.9	148	0.3	16,175	17,370
84	Vegetable.....	135	79.4	320	0.1	130	195	125	40	70	35	20.6	125	0.3	56,645	55,353
85	Fruit-and-nut.....	15	100.0	15	(Z)	15	15	15	...	...	...	...	...	...	1,000	12,570
86	Dairy.....	8,320	97.4	16,509	4.8	8,293	14,533	8,152	4,251	6,381	1,340	15.7	1,976	4.1	10,319,873	7,189,613
87	Poultry.....	2,913	91.1	4,582	1.3	2,893	3,940	2,838	878	1,102	357	11.2	642	1.3	13,741,310	7,465,168
88	Other livestock...	102,644	97.9	194,020	57.0	102,055	164,775	100,932	44,318	63,843	20,949	20.0	29,245	60.9	247,769,238	180,727,271
89	General crop.....	346	84.0	670	0.2	345	575	340	140	235	51	12.4	95	0.2	171,300	172,747
90	General livestock.	5,556	98.9	10,603	3.1	5,556	9,771	5,516	2,945	4,255	601	10.7	832	1.7	7,557,795	10,347,657
91	Crop and livestock	14,889	98.6	28,106	8.3	14,839	25,060	14,654	7,095	10,406	2,229	14.8	3,046	6.3	19,095,252	13,458,850
92	Miscellaneous.....	219	86.2	1,181	0.3	196	261	196	60	65	83	32.7	920	1.9	14,020	96,730

Z 0.05 percent or less.

CHICKENS, BY TYPE OF FARM. BY REGIONS AND STATES: CENSUSES OF 1954 AND 1950—Continued

for only a sample of farms. See text]

Horses and mules on farms			Cattle and calves					Hogs and pigs, 1954			Chickens on hand, 4 months old and over				
Farms reporting, 1954	Number		On hand				Number sold, 1954	Farms reporting	Number on hand	Number sold	Farms reporting		Number		
			Farms reporting		Number										
	1954	1950	1954	1950	1954	1950					1954	1950	1954	1950	
35,608	78,928	151,811	137,003	159,324	2,406,182	2,054,079	1,094,777	83,980	2,800,667	3,268,874	119,579	153,473	14,865,286	13,288,250	1
24,760	57,539	115,459	103,053	117,823	2,209,562	1,873,813	1,037,051	66,310	2,680,080	3,177,749	86,160	107,691	13,024,124	11,251,395	2
3,583	7,196	7,945	24,699	15,502	341,239	154,019	130,024	12,923	351,253	335,036	21,059	14,290	2,586,752	1,123,525	3
1,237	2,431	4,106	2,096	2,162	22,051	19,878	9,050	1,296	12,868	10,886	1,916	2,198	139,352	142,965	4
205	325	704	300	519	3,075	3,887	1,375	185	2,985	1,740	355	621	25,465	33,590	5
260	485	662	545	620	8,130	4,650	3,085	260	2,490	3,005	535	716	44,055	45,395	6
7,289	18,346	37,916	25,796	32,336	677,436	653,250	259,759	12,368	241,593	239,825	19,102	26,865	2,283,440	2,215,785	7
1,046	2,082	3,601	3,357	4,833	35,475	37,102	14,654	1,602	23,321	21,943	4,992	6,642	2,087,530	1,684,410	8
6,551	15,030	33,907	26,531	31,911	754,801	588,363	464,132	22,672	1,530,008	1,986,969	20,345	27,838	2,502,806	2,471,625	9
378	803	730	1,094	816	13,668	6,790	6,137	631	10,601	11,556	976	826	106,015	54,160	10
1,790	5,540	12,994	6,460	13,597	126,355	200,971	50,930	5,480	191,615	222,620	6,050	13,012	1,397,310	1,898,320	11
2,206	4,616	10,841	11,914	15,148	224,723	201,698	97,097	8,768	312,516	343,444	10,620	14,205	1,837,919	1,562,178	12
215	685	2,053	261	379	2,609	3,205	808	125	830	725	210	478	13,480	19,442	13
26,575	58,788	126,641	121,189	134,492	2,227,087	1,795,422	1,046,760	87,418	4,583,941	5,488,115	103,927	129,904	14,665,140	12,570,477	14
20,739	48,145	105,037	96,414	107,582	2,103,997	1,688,565	1,010,607	73,710	4,462,161	5,388,051	79,618	99,481	13,177,873	11,061,461	15
4,481	9,271	11,544	28,883	16,170	474,825	190,659	189,722	18,488	698,980	667,012	23,676	15,252	2,933,015	1,183,376	16
778	1,517	2,526	1,204	1,281	12,553	10,938	5,244	613	5,607	5,104	1,006	1,179	75,100	73,039	17
110	180	417	245	287	2,395	1,420	1,645	220	5,495	6,250	285	346	26,445	19,340	18
50	70	308	125	186	920	1,371	265	60	280	100	145	247	21,860	15,605	19
2,943	6,871	15,988	12,115	15,837	303,778	295,759	116,105	6,252	199,103	186,265	8,540	13,068	1,100,881	1,133,317	20
721	1,472	3,321	3,200	4,400	39,740	35,267	14,530	1,896	49,923	54,275	4,636	5,835	2,200,960	1,611,110	21
7,285	16,622	42,719	33,409	42,520	927,086	776,194	547,309	31,960	2,882,757	3,784,383	25,816	38,203	3,657,181	3,819,301	22
131	382	600	457	550	6,466	5,760	2,465	321	8,755	7,120	481	550	45,241	37,835	23
1,550	4,515	13,960	5,376	12,480	108,124	180,955	41,267	4,751	196,795	230,520	5,000	11,880	1,241,210	1,770,450	24
2,620	6,485	12,330	11,310	13,618	227,265	188,493	91,750	9,119	413,651	445,502	9,933	12,618	1,867,800	1,378,405	25
70	760	1,324	90	253	845	1,749	305	30	815	1,520	100	303	8,180	19,683	26
37,904	83,148	209,784	143,837	163,253	3,866,514	2,961,645	2,154,406	108,103	6,560,646	6,925,691	130,463	162,719	18,680,514	17,405,852	27
32,573	71,709	185,573	126,449	142,714	3,776,433	2,872,684	2,128,945	97,062	6,456,234	6,849,551	109,880	136,411	17,209,209	15,802,339	28
11,409	24,155	46,841	55,031	50,528	1,099,010	710,750	431,577	36,484	1,345,088	1,218,086	48,551	48,884	6,617,581	5,073,354	29
55	105	277	65	51	305	182	30	60	420	215	75	105	2,645	2,830	30
25	40	105	85	95	985	755	545	65	1,165	1,040	80	95	8,575	7,965	31
133	168	808	167	389	11,273	2,979	13,123	125	3,405	2,940	336	706	30,565	38,695	32
147	267	802	312	423	6,002	4,612	2,728	207	6,738	7,506	277	434	30,800	27,173	33
3,867	8,176	22,963	13,272	15,796	446,251	425,986	183,017	7,703	344,441	308,931	10,523	13,665	1,621,745	1,506,931	34
551	1,142	3,634	1,751	3,087	13,215	17,761	5,371	962	23,686	24,044	2,971	4,429	1,479,414	954,652	35
11,832	26,518	70,462	40,775	47,855	1,847,966	1,318,622	1,347,948	38,836	4,175,176	4,699,410	32,843	43,876	4,532,587	4,649,425	36
200	415	1,155	375	620	7,515	6,100	1,770	235	5,775	5,050	415	690	48,020	63,640	37
942	2,246	12,562	3,216	7,301	71,590	115,979	27,650	2,806	128,347	136,114	3,106	7,190	773,163	1,162,985	38
3,324	7,357	24,489	11,312	16,319	270,887	267,374	114,512	9,523	420,256	445,402	10,548	15,996	2,052,399	2,297,093	39
88	1,120	1,475	88	250	1,434	1,584	674	56	1,737	813	155	341	11,715	17,596	40
21,387	42,414	105,761	97,637	114,462	1,871,036	1,708,666	761,949	43,918	815,479	854,929	86,214	105,383	11,104,272	8,356,277	41
15,911	31,258	83,308	76,634	88,342	1,736,004	1,573,639	725,768	34,255	746,586	808,717	62,164	76,551	9,695,869	7,070,744	42
2,108	4,034	7,063	12,167	9,166	162,891	106,394	60,436	5,437	83,595	69,551	11,953	9,050	1,419,665	655,352	43
213	367	930	851	1,214	18,197	18,638	6,452	415	3,766	3,125	790	1,115	62,735	65,465	44
280	395	1,014	530	854	3,810	5,611	2,069	260	3,545	3,870	705	1,067	56,275	56,405	45
606	886	1,938	1,544	2,140	20,194	17,218	8,320	837	10,838	11,499	1,861	2,487	179,369	120,503	46
7,444	14,450	42,448	37,511	45,579	1,009,221	954,079	355,303	12,713	183,325	179,303	24,940	34,252	2,688,562	2,455,787	47
351	608	2,439	2,038	2,865	18,781	24,011	7,216	907	13,155	13,547	4,137	4,702	2,374,960	1,349,865	48
2,135	5,167	11,058	9,000	9,117	248,847	180,546	180,312	6,109	268,510	334,656	6,209	7,633	683,453	534,176	49
246	472	1,030	1,214	1,046	16,039	11,117	6,940	524	8,297	6,521	1,345	1,143	143,934	75,286	50
725	1,445	6,062	3,150	5,641	64,610	87,661	26,697	2,198	64,227	75,736	2,940	5,454	764,799	802,960	51
1,568	2,968	8,593	8,225	10,392	168,033	165,917	70,324	4,732	106,574	110,147	6,947	9,237	1,304,556	939,556	52
235	466	733	404	328	5,381	2,447	1,699	123	754	762	337	411	17,561	15,389	53
46,029	100,482	218,173	137,067	147,268	4,247,937	3,756,703	1,787,614	72,001	2,255,984	2,561,054	103,918	119,916	13,917,040	12,102,036	54
43,424	94,690	206,626	127,132	136,255	4,166,499	3,679,261	1,766,188	68,290	2,223,050	2,533,261	93,350	108,126	13,161,846	11,476,165	55
580	1,567	795	1,975	528	35,303	8,743	11,536	1,066	22,217	16,853	1,967	603	243,085	55,130	56
239	520	1,269	557	826	13,398	18,114	4,572	231	2,954	3,960	482	670	41,925	38,795	57
115	247	458	289	318	8,346	5,241	4,680	124	3,080	3,179	274	468	34,235	32,343	58
61	132	240	211	167	2,769	1,976	1,096	37	443	669	133	186	7,272	12,110	59
36,721	77,920	172,014	107,235	115,487	3,518,146	3,130,518	1,454,657	53,936	1,372,826	1,508,369	75,367	87,777	9,519,206	8,388,875	60
325	715	1,665	1,016	1,337	15,606	14,500	6,582	515	9,265	8,505	2,006	2,502	943,855	790,915	61
3,250	8,506	18,291	9,248	9,789	388,522	318,401	208,853	7,733	618,812	764,592	7,034	8,306	1,074,418	978,248	62
192	419	488	488	282	7,264	3,418	2,160	183	3,657	3,410	507	468	52,275	32,645	63
825	1,860	6,965	2,674	4,433	88,300	113,459	35,486	2,248	113,177	145,570	2,452	4,240	665,895	804,355	64
938	1,981	3,610	3,196	2,650	85,572	59,362	35,543	2,149	75,770	77,486	2,913	2,424	569,845	318,845	65
178	823	831	243	438	3,273	5,529	1,023	68	849	668	215	482	9,835	23,904	66
48,165	108,919	257,287	139,586	152,394	3,684,847	3,147,488	1,477,226	97,536	4,339,417	4,444,156	121,019	137,529	27,790,931	23,333,482	67
44,949	102,230	244,420	128,117	140,188	3,597,642	3,073,171	1,457,486	92,941	4,302,262	4,415,777	111,098	126,508	26,943,331	22,555,894	68
6,048	13,470	22,869	23,667	17,131	491,762	250,429	165,366	16,388	637,275	527,979	23,235	16,591	5,524,289	2,679,709	69
156	303	725	555	511	11,740	6,998	3,691	264	4,413	3,988	433	409	69,460	43,891	70
90	196	466	128	195	4,572	2,698	2,096	68	1,648	834	118	201	7,928	17,825	71
15	20	90	20	80	235	640	80	5	315	55	30	110	2,820	6,275	72
20,700	45,561	90,359	49,721	49,678	1,408,181	1,155,746	483,857	29,495	796,344	797,258	36,871	39,022	6,610,035	5,082,560	73
746	1,530	4,456	2,342	3,776	40,660	45,277	16,210	1,204	38,588	36,340	3,706	5,239	1,972,600	1,780,946	74
8,577	21,300	62,797	25,603	32,761	971,737	875,378	552,653	23,906	1,823,169	2,070,060	22,166	30,264	5,594,801	5,624,736	75
362	782	1,068	1,136	585	22,129	8,166	7,356	702	20,097	17,123	921	534	172,330	73,669	76
3,642	8,234	32,766	9,670	17,756	255,600	379,600	87,756	8,543	401,663	411,335	9,334	17,360	2,930,449	3,980,014	77
4,482	10,151	27,955	15,053	17,371	388,148	344,451	137,628	12,265	577,847	550,160	14,109	16,485	4,043,014	3,251,141	78
131	683	869	222	344	2,878	3,788	793	101	903	645	175	293	15,605	15,128	79
44,736	97,743	253,822	172,869	183,120	6,122,224	4,563,990	3,433,241	152,230	13,463,189	14,344,666	156,213	175,059	30,333,948	26,609,539	80
42,646	93,204	245,194	163,614	173,878	6,062,598	4,516,736	3,416,828	147,560	13,395,956	14,283,934	145,833	164,380	29.467,908	25,892,184	81
6,703	14,632	21,905	32,007	20,272	740,675	304,128	273,572	23,931	1,275,148	1,129,823	28,826	19,220	5,359,836	2,372,963	82
1	1	65	22	35	1,023	235	321	5	430	130	17	25	3,125	2,470	83
20	50	214	65	102	1,010	648	75	35	835	520	75	171	8,335	10,315	84
...	...	60	...	40	...	165	...	...	...	...	5	65	115	3,135	85
2,479	5,491	11,367	8,530	7,782	275,910	195,733	101,786	6,329	395,766	344,033	6,952	6,779	1,093,805	814,090	86
355	810	2,300	1,762	2,618	30,258	25,775	12,691	1,131	65,025	61,165	2,690	3,595	1,023,540	855,995	87
28,446	61,354	175,989	100,708	115,670	4,453,018	3,472,034	2,825,807	97,555	10,516,512	11,646,045	87,817	107,810	17,320,152	16,944,957	88
65	90	396	266	358	6,425	4,853	2,740	170	6,705	6,945	285	312	44,900	38,845	89
1,421	3,771	14,261	5,561	11,187	145,800	210,983	46,635	4,990	299,770	284,945	5,310	11,022	1,422,195	2,234,014	90
3,123	6,498	18,375	14,668	15,722	407,834	301,320	152,836	13,394	835,510	810,033	13,831	15,251	3,191,140	2,604,850	91
33	507	262	25	92	645	862	365	20	255	295	25	130	765	10,550	92

Table 5.—WORKERS ON FARMS, EXPENDITURES FOR FEED, HORSES AND MULES, CATTLE, HOGS,

[Data are based on reports for

	Region, State, and type of farm	Family and/or hired workers, 1954				Family workers (operator and/or unpaid members of his family), 1954					Hired workers, 1954				Expenditures for feed for livestock and poultry (dollars)	
		Farms reporting any	Percent of all farms reporting	Number of persons working	Percent distribution	Farms reporting any	Number of persons working	Operators working 1 or more hours	Unpaid members of operator's family working 15 or more hours: Farms reporting	Unpaid members of operator's family working 15 or more hours: Number of persons working	Farms reporting any	Percent of all farms reporting	Number of persons working	Percent distribution	1954	1949
	WEST NORTH CENTRAL —Continued															
1	Missouri....	187,151	92.8	336,577	100.0	185,925	278,156	182,717	68,166	95,439	18,767	9.3	58,421	100.0	154,356,120	117,841,924
2	Commercial.....	134,141	95.6	267,804	79.6	133,105	211,661	131,125	56,322	80,536	17,616	12.6	56,143	96.1	141,909,070	107,783,962
3	Cash-grain.....	19,183	93.7	33,092	9.8	19,046	28,116	18,697	6,675	9,419	2,606	12.7	4,976	8.5	7,242,976	2,997,455
4	Cotton.....	10,461	91.5	49,863	14.8	10,264	18,200	10,124	3,790	8,076	3,914	34.2	31,663	54.2	1,297,656	1,426,657
5	Other field-crop..	285	89.1	485	0.1	285	425	285	110	140	25	7.8	60	0.1	60,855	144,170
6	Vegetable.....	219	100.0	681	0.2	214	446	194	142	252	33	15.1	235	0.4	34,020	70,045
7	Fruit-and-nut.....	263	88.3	642	0.2	248	344	233	96	111	73	24.5	298	0.5	68,235	154,991
8	Dairy.....	26,841	97.6	49,149	14.6	26,796	46,340	26,380	14,263	19,960	1,709	6.2	2,809	4.8	28,772,578	21,534,302
9	Poultry.....	4,280	96.3	7,354	2.2	4,265	6,842	4,185	1,970	2,657	293	6.6	512	0.9	17,815,833	10,961,089
10	Other livestock...	57,424	96.0	97,503	29.0	56,890	85,636	56,109	21,975	29,527	7,303	12.2	11,867	20.3	75,326,477	60,267,179
11	General crop.....	1,485	90.3	2,958	0.9	1,468	2,096	1,462	478	634	302	18.4	862	1.5	479,531	322,658
12	General livestock.	4,373	96.2	7,850	2.3	4,361	7,614	4,305	2,439	3,309	198	4.4	236	0.4	4,126,364	5,759,010
13	Crop and livestock	8,881	97.4	16,983	5.0	8,838	14,952	8,721	4,190	6,231	963	10.6	2,031	3.5	6,611,426	3,967,569
14	Miscellaneous.....	446	90.7	1,244	0.4	430	650	430	194	220	197	40.0	594	1.0	73,119	178,837
15	North Dakota	58,576	94.8	137,595	100.0	57,839	105,050	56,809	29,350	48,241	15,255	24.7	32,545	100.0	17,203,564	13,922,138
16	Commercial.....	56,820	95.4	135,055	98.2	56,095	102,657	55,125	28,834	47,532	15,201	25.5	32,398	99.5	16,987,269	13,710,238
17	Cash-grain.....	36,732	94.2	79,271	57.6	36,209	62,316	35,601	16,814	26,715	10,385	26.6	16,955	52.1	7,874,517	6,024,078
18	Other field-crop..	805	97.0	8,656	6.3	763	1,207	736	297	471	545	65.7	7,449	22.9	205,767	176,155
19	Vegetable.....	5	33.3	10	(Z)	5	5	5	...	...	5	33.3	5	(Z)	...	375
20	Fruit-and-nut.....	...	...	...	...	...	...	...	...	...	...	...	...	...	...	...
21	Dairy.....	3,107	97.6	7,615	5.5	3,100	6,858	3,019	2,086	3,839	442	13.9	757	2.3	931,227	563,934
22	Poultry.....	286	96.6	582	0.4	286	492	281	136	211	53	17.9	90	0.3	1,306,625	609,036
23	Other livestock...	7,566	97.8	17,620	12.8	7,450	14,017	7,327	3,995	6,690	2,118	27.4	3,603	11.1	4,005,248	3,859,388
24	General crop.....	543	93.0	1,704	1.2	535	930	528	297	402	160	27.4	774	2.4	185,771	90,307
25	General livestock.	953	96.5	2,194	1.6	953	1,984	944	621	1,040	156	15.8	210	0.6	374,241	352,685
26	Crop and livestock	6,743	98.7	17,043	12.4	6,724	14,738	6,614	4,568	8,124	1,272	18.6	2,305	7.1	2,098,873	2,030,900
27	Miscellaneous.....	80	94.1	360	0.3	70	110	70	20	40	65	76.5	250	0.8	5,000	3,380
28	South Dakota	59,215	95.0	120,699	100.0	58,691	102,398	57,812	29,160	44,586	11,140	17.9	18,301	100.0	44,182,212	37,706,692
29	Commercial.....	57,294	95.8	117,892	97.7	56,784	99,802	55,981	28,686	43,821	11,057	18.5	18,090	98.8	43,465,052	36,709,423
30	Cash-grain.....	16,925	92.4	32,661	27.1	16,734	27,805	16,492	7,635	11,313	3,180	17.4	4,856	26.5	6,617,525	3,092,644
31	Other field-crop..	86	98.9	937	0.8	84	119	79	35	40	59	67.8	818	4.5	36,202	25,551
32	Vegetable.....	25	100.0	35	(Z)	25	25	25	...	...	10	40.0	10	0.1	5,375	3,145
33	Fruit-and-nut.....	...	...	...	...	...	...	...	...	...	...	...	...	...	...	...
34	Dairy.....	1,476	97.2	3,528	2.9	1,460	3,076	1,453	909	1,623	296	19.5	452	2.5	1,214,658	1,040,369
35	Poultry.....	631	87.5	933	0.8	626	881	611	215	270	48	6.7	52	0.3	1,042,850	1,000,638
36	Other livestock...	27,327	97.3	56,782	47.0	27,101	47,440	26,714	13,633	20,726	5,881	20.9	9,342	51.0	28,298,467	27,043,468
37	General crop.....	932	94.1	1,901	1.6	895	1,426	890	337	536	200	20.2	475	2.6	260,995	69,271
38	General livestock.	1,805	98.6	3,608	3.0	1,800	3,366	1,760	1,102	1,606	147	8.0	242	1.3	1,234,705	1,323,735
39	Crop and livestock	8,027	98.5	17,357	14.4	8,004	15,564	7,902	4,795	7,662	1,216	14.9	1,793	9.8	4,745,525	3,005,627
40	Miscellaneous.....	60	85.7	150	0.1	55	100	55	25	45	20	28.6	50	0.3	8,750	104,975
41	Nebraska....	95,555	94.9	183,824	100.0	94,920	157,831	93,635	43,039	64,196	13,789	13.7	25,993	100.0	130,880,267	92,162,105
42	Commercial.....	90,152	95.8	176,854	96.2	89,531	151,222	88,316	42,041	62,906	13,659	14.5	25,632	98.6	129,403,543	91,171,271
43	Cash-grain.....	32,503	93.9	58,917	32.1	32,335	51,937	31,951	13,731	19,986	3,961	11.4	6,980	26.9	15,642,076	10,993,734
44	Other field-crop..	451	96.8	2,115	1.2	441	676	441	153	235	199	42.7	1,439	5.5	245,671	194,425
45	Vegetable.....	80	100.0	205	0.1	80	120	80	40	40	30	37.5	85	0.3	33,890	9,750
46	Fruit-and-nut.....	25	100.0	30	(Z)	25	30	25	5	5	...	...	...	...	675	3,375
47	Dairy.....	2,714	95.6	5,623	3.1	2,714	5,015	2,669	1,535	2,346	327	11.5	608	2.3	3,417,239	2,228,508
48	Poultry.....	820	91.6	1,433	0.8	815	1,202	809	297	393	126	14.1	231	0.9	4,937,623	3,049,735
49	Other livestock...	40,932	97.2	82,359	44.8	40,535	69,849	39,970	19,583	29,879	7,547	17.9	12,510	48.1	94,819,676	64,267,292
50	General crop.....	1,227	84.7	2,768	1.5	1,209	1,690	1,209	374	481	320	22.1	1,078	4.1	625,322	307,319
51	General livestock.	1,574	96.9	3,045	1.7	1,568	2,891	1,533	913	1,358	110	6.8	154	0.6	1,502,175	2,977,085
52	Crop and livestock	9,709	97.9	19,927	10.8	9,692	17,675	9,512	5,390	8,163	979	9.9	2,252	8.7	8,173,634	7,097,423
53	Miscellaneous.....	117	95.9	432	0.2	117	137	117	20	20	60	49.2	295	1.1	5,562	42,625
54	Kansas.....	111,274	92.5	200,420	100.0	110,232	173,676	108,560	44,496	65,116	15,314	12.7	26,744	100.0	96,792,022	74,225,570
55	Commercial.....	96,515	94.1	181,391	90.5	95,496	155,206	94,150	41,258	61,056	14,991	14.6	26,185	97.9	93,438,722	71,264,079
56	Cash-grain.....	50,165	92.6	91,788	45.8	49,633	78,296	48,932	19,793	29,364	8,113	15.0	13,492	50.4	23,520,655	13,155,861
57	Other field-crop..	58	85.3	464	0.2	58	110	58	32	52	22	32.4	354	1.3	10,283	8,515
58	Vegetable.....	142	93.4	324	0.2	132	242	132	75	110	22	14.5	82	0.3	16,560	20,385
59	Fruit-and-nut.....	76	100.0	308	0.2	76	141	76	50	65	46	60.5	167	0.6	31,425	18,555
60	Dairy.....	7,966	97.4	15,524	7.7	7,930	14,301	7,850	4,291	6,451	790	9.7	1,223	4.6	9,801,802	6,793,731
61	Poultry.....	1,332	91.1	2,131	1.1	1,322	1,973	1,272	545	701	68	4.7	158	0.6	3,177,790	2,891,551
62	Other livestock...	24,279	95.5	46,261	23.1	23,895	37,930	23,623	9,913	14,307	4,576	18.0	8,331	31.2	46,780,907	37,258,265
63	General crop.....	1,049	89.5	1,824	0.9	1,040	1,503	1,015	328	488	224	19.1	321	1.2	395,856	331,860
64	General livestock.	2,145	95.8	3,998	2.0	2,140	3,770	2,105	1,133	1,665	142	6.3	228	0.9	1,999,669	3,682,765
65	Crop and livestock	9,140	97.2	17,984	9.0	9,117	16,667	8,934	5,018	7,733	882	9.4	1,317	4.9	7,685,950	7,085,186
66	Miscellaneous.....	163	83.6	785	0.4	153	273	153	80	120	106	54.4	512	1.9	17,825	17,405
	SOUTH ATLANTIC															
67	Delaware....	5,594	88.9	13,716	100.0	5,385	7,943	5,301	1,886	2,642	1,921	30.5	5,773	100.0	40,655,476	36,988,449
68	Commercial.....	4,603	92.0	12,295	89.6	4,400	6,673	4,331	1,676	2,342	1,840	36.8	5,622	97.4	40,443,426	36,631,559
69	Cash-grain.....	976	85.1	1,786	13.0	936	1,290	924	268	366	279	24.3	496	8.6	466,960	280,643
70	Cotton.....	...	...	...	...	...	...	...	...	...	...	...	...	...	...	...
71	Other field-crop..	55	100.0	440	3.2	55	55	55	...	...	50	90.9	385	6.7	...	...
72	Vegetable.....	218	100.0	1,054	7.7	213	340	208	75	132	83	38.1	714	12.4	278,189	172,714
73	Fruit-and-nut.....	26	100.0	151	1.1	25	25	25	...	...	16	61.5	126	2.2	25,568	1,619
74	Dairy.....	886	96.2	2,260	16.5	865	1,440	865	360	575	471	51.1	820	14.2	1,515,165	1,790,724
75	Poultry.....	1,769	92.4	4,322	31.5	1,657	2,506	1,621	716	885	603	31.5	1,816	31.5	36,781,753	33,418,425
76	Other livestock...	204	91.1	522	3.8	188	248	183	40	65	104	46.4	274	4.7	405,203	239,731
77	General crop.....	101	83.5	215	1.6	101	158	100	36	58	36	29.8	57	1.0	47,643	38,260
78	General livestock.	41	100.0	137	1.0	41	86	36	30	50	16	39.0	51	0.9	242,680	253,380
79	Crop and livestock	228	100.0	818	6.0	226	406	221	125	185	118	51.8	412	7.1	661,230	430,863
80	Miscellaneous.....	99	90.8	590	4.3	93	119	93	26	26	64	58.7	471	8.2	19,035	5,200
81	Maryland....	29,262	90.1	65,968	100.0	28,559	43,746	27,856	10,717	15,890	8,683	26.7	22,222	100.0	54,940,807	50,580,372
82	Commercial.....	20,643	93.7	53,653	81.3	20,061	32,583	19,689	8,451	12,894	8,139	36.9	21,070	94.8	52,751,872	47,578,912
83	Cash-grain.....	2,520	91.7	5,419	8.2	2,463	3,713	2,448	905	1,265	889	32.4	1,706	7.7	1,614,963	485,308
84	Cotton.....	...	...	...	...	...	...	...	...	...	...	...	...	...	...	...
85	Other field-crop..	4,105	87.6	9,226	14.0	3,990	6,354	3,930	1,528	2,424	1,179	25.2	2,872	12.9	693,680	707,797
86	Vegetable.....	700	93.2	2,983	4.5	684	1,012	664	228	348	270	36.0	1,971	8.9	579,256	516,500
87	Fruit-and-nut.....	219	91.6	1,691	2.6	214	321	204	81	117	119	49.8	1,370	6.2	150,745	122,687
88	Dairy.....	6,097	98.6	16,754	25.4	5,963	10,646	5,856	2,976	4,790	3,272	52.9	6,108	27.5	17,302,714	14,452,458
89	Poultry.....	2,621	93.7	5,316	8.1	2,583	3,973	2,513	1,023	1,460	595	21.3	1,343	6.0	26,291,338	26,172,936
90	Other livestock...	2,159	92.9	4,869	7.4	2,005	3,017	1,980	750	1,037	875	37.7	1,852	8.3	2,770,388	2,090,098
91	General crop.....	449	93.7	1,266	1.9	443	746	433	181	313	169	35.3	520	2.3	177,580	257,058
92	General livestock.	316	96.9	727	1.1	311	506	296	135	210	91	27.9	221	1.0	983,765	1,002,610
93	Crop and livestock	1,189	96.7	3,037	4.6	1,166	1,884	1,126	532	758	523	42.6	1,153	5.2	1,685,638	1,480,483
94	Miscellaneous.....	268	94.7	2,365	3.6	239	411	239	112	172	157	55.5	1,954	8.8	501,805	290,977

Z 0.05 percent or less.

AND CHICKENS, BY TYPE OF FARM, BY REGIONS AND STATES: CENSUSES OF 1954 AND 1950—Continued

for only a sample of farms. See text]

Horses and mules on farms			Cattle and calves					Hogs and pigs, 1954			Chickens on hand, 4 months old and over				
Farms reporting, 1954	Number		On hand				Number sold, 1954	Farms reporting	Number on hand	Number sold	Farms reporting		Number		
			Farms reporting		Number										
	1954	1950	1954	1950	1954	1950					1954	1950	1954	1950	
71,676	153,375	392,808	175,879	198,751	3,802,257	3,297,496	1,862,157	108,613	3,237,155	3,733,968	154,767	193,742	14,390,104	16,802,353	1
55,426	121,874	328,059	125,666	149,060	3,460,220	3,018,077	1,742,109	87,704	3,093,969	3,609,697	111,215	143,928	12,301,387	14,408,424	2
5,371	10,950	16,737	16,655	9,694	345,722	122,495	121,320	10,174	260,249	227,534	14,696	9,538	1,457,573	785,733	3
1,395	2,915	13,171	5,051	6,858	36,557	23,655	13,268	4,212	45,938	32,400	7,941	10,622	279,545	344,645	4
95	200	975	210	450	1,920	3,465	900	105	940	1,365	225	460	12,170	23,220	5
127	221	653	73	216	463	1,524	233	37	186	100	137	311	5,767	13,366	6
92	181	1,007	178	455	2,156	4,649	927	76	748	849	172	411	12,695	18,740	7
11,450	22,491	56,810	27,421	29,563	664,328	603,634	274,906	12,733	153,964	165,898	22,255	26,274	1,831,123	2,102,105	8
1,437	2,703	9,142	3,644	5,877	53,348	57,182	20,653	1,655	23,909	22,124	3,449	6,224	878,759	1,138,360	9
28,813	66,917	184,650	57,552	75,428	1,993,327	1,878,388	1,167,245	47,551	2,309,810	2,852,556	48,397	69,863	5,650,105	7,408,272	10
526	1,119	2,511	1,277	1,048	23,968	10,370	10,294	804	18,873	18,298	1,197	1,090	82,472	64,702	11
2,249	4,993	21,674	4,498	9,945	100,410	155,526	38,363	3,364	75,726	83,664	4,310	9,814	838,494	1,440,350	12
3,740	7,785	17,850	8,946	9,167	235,387	153,107	93,207	6,931	202,299	203,683	8,322	8,978	1,243,357	1,050,473	13
131	1,399	2,879	161	359	2,634	4,082	793	62	1,327	1,226	114	343	9,327	18,458	14
30,329	89,268	154,410	49,410	53,406	2,109,888	1,616,501	702,527	30,083	542,171	409,588	42,041	46,663	4,343,157	3,378,928	15
29,767	87,466	150,581	48,155	52,044	2,095,789	1,602,652	699,109	29,579	537,890	407,013	40,779	45,282	4,250,935	3,317,643	16
15,989	39,747	69,847	28,786	29,657	957,662	684,693	281,921	16,371	232,226	158,577	24,451	25,533	2,420,695	1,733,597	17
144	345	462	454	396	10,916	7,136	5,117	260	3,482	2,516	324	269	29,337	20,089	18
5	5	10	10	...	20	...	20	...	...	...	...	5	...	60	19
...	...	...	...	...	...	...	...	...	...	...	...	5	...	300	20
2,310	6,281	7,699	3,185	2,548	109,956	71,518	31,712	2,037	22,554	13,608	2,671	2,111	265,839	134,185	21
96	263	240	200	151	4,663	1,367	1,172	105	1,980	1,185	203	196	61,350	33,190	22
5,532	24,010	43,566	7,472	9,767	656,228	536,336	260,337	4,820	160,774	140,049	5,925	8,333	587,279	592,229	23
164	457	308	406	210	11,164	5,389	4,277	213	4,894	3,305	312	175	34,356	15,101	24
668	2,113	3,840	972	1,370	37,396	40,983	12,238	745	12,981	10,066	879	1,265	127,226	137,225	25
4,854	14,225	24,584	6,660	7,925	307,759	255,120	102,315	5,018	97,979	76,957	6,004	7,380	719,878	650,492	26
5	20	25	10	20	25	110	...	10	1,020	750	10	10	4,975	1,175	27
24,672	82,637	174,908	55,606	58,755	3,459,896	2,514,289	1,381,942	38,192	1,920,156	1,723,254	50,267	54,670	9,005,247	7,172,527	28
24,103	80,477	165,226	54,148	56,906	3,434,812	2,483,874	1,372,375	37,771	1,909,618	1,714,054	48,517	52,593	8,816,291	7,029,776	29
4,838	11,932	17,547	14,482	10,090	588,530	245,586	181,030	8,713	300,111	239,778	13,086	9,169	2,175,381	1,086,795	30
8	23	121	59	62	1,882	1,196	444	21	94	86	52	71	7,965	4,845	31
...	...	40	5	20	5	130	...	5	5	...	10	25	1,670	920	32
...	...	...	...	...	...	...	...	...	...	...	...	...	...	...	33
721	1,952	4,397	1,518	1,876	62,656	55,731	19,142	829	25,256	20,589	1,310	1,566	202,146	148,286	34
89	206	950	410	526	6,425	8,063	1,884	154	3,952	2,407	640	771	180,297	170,310	35
14,041	55,262	117,320	27,227	33,317	2,327,803	1,870,860	1,027,325	20,095	1,271,175	1,192,563	23,544	30,193	4,225,599	3,925,104	36
320	1,006	720	657	243	37,766	5,003	9,943	278	9,557	7,546	618	276	76,969	19,083	37
787	1,886	6,804	1,825	3,137	62,735	74,486	19,146	1,400	44,876	37,555	1,757	3,027	422,894	562,460	38
3,292	8,019	17,297	7,959	7,635	346,425	222,819	113,368	6,270	253,587	212,953	7,479	7,470	1,521,056	1,110,038	39
7	191	30	6	...	585	...	93	6	1,005	577	21	25	2,314	1,935	40
36,244	100,671	217,223	90,060	95,223	4,873,953	3,621,942	2,610,572	59,713	2,910,538	2,946,350	81,888	90,256	12,170,498	10,733,006	41
35,139	98,237	211,964	85,891	91,089	4,838,305	3,595,300	2,600,741	58,066	2,893,490	2,933,249	76,898	85,351	11,789,857	10,400,725	42
8,402	17,045	40,660	28,762	27,191	791,789	516,641	294,087	15,253	405,316	361,802	26,267	25,345	3,600,536	2,719,190	43
109	145	265	336	511	9,755	7,440	5,383	107	1,344	1,340	325	470	18,788	27,700	44
35	60	70	25	10	150	30	120	20	370	505	30	40	2,970	1,355	45
...	...	30	15	15	85	40	10	5	10	...	15	30	195	2,769	46
1,021	2,030	5,172	2,839	2,867	102,769	69,849	34,741	1,357	41,520	35,854	2,394	2,606	336,559	279,175	47
168	402	2,009	597	1,343	12,373	14,611	3,738	265	7,330	7,098	755	1,782	254,879	374,095	48
20,990	68,117	129,642	40,978	41,934	3,508,777	2,589,532	2,100,326	32,140	2,106,943	2,214,629	35,282	38,254	5,451,220	4,610,823	49
347	1,346	1,453	1,011	745	38,903	17,728	15,405	415	12,300	9,707	948	759	98,025	58,425	50
593	1,618	9,636	1,604	4,477	47,053	95,820	15,053	1,229	46,113	40,187	1,588	4,452	361,274	725,658	51
3,452	7,091	22,743	9,708	11,931	326,084	282,784	131,698	7,274	272,242	262,127	9,283	11,528	1,664,818	1,594,625	52
22	383	284	16	65	567	825	180	1	2	...	11	85	593	6,910	53
42,290	92,673	201,697	103,103	113,538	4,340,098	3,520,042	2,357,658	41,663	917,285	1,065,755	90,172	108,309	10,971,378	11,455,968	54
38,617	85,143	186,547	90,142	100,654	4,236,381	3,442,708	2,326,872	37,804	889,283	1,045,923	77,708	94,349	10,189,368	10,667,559	55
15,830	28,878	40,169	44,227	32,867	1,637,647	835,222	656,638	15,610	231,387	232,468	38,111	31,040	4,467,102	2,932,708	56
21	46	68	38	51	405	417	90	6	226	289	48	66	3,975	2,629	57
22	23	150	62	75	503	515	120	15	660	501	57	105	3,097	3,775	58
26	46	180	26	60	610	650	270	10	40	...	45	75	2,785	5,705	59
3,105	6,077	14,372	8,162	8,636	262,385	220,578	91,060	2,720	42,151	38,521	6,809	7,736	775,207	706,371	60
364	725	3,015	1,056	2,221	14,792	23,994	4,984	211	1,973	2,345	1,345	2,732	393,065	553,170	61
13,851	36,422	89,212	24,334	35,209	1,860,163	1,802,658	1,378,663	12,724	469,301	612,629	19,556	31,695	2,491,478	3,469,886	62
287	795	1,672	751	640	24,586	26,886	8,193	259	5,478	5,560	699	621	84,857	56,455	63
1,023	2,256	13,116	2,205	6,872	63,232	154,116	25,929	1,206	23,136	26,707	2,159	6,746	408,770	1,070,705	64
4,052	9,235	24,222	9,241	13,952	371,833	376,926	160,815	5,028	114,791	126,623	8,849	13,456	1,558,292	1,862,985	65
36	640	371	40	71	225	746	110	15	140	280	30	77	740	3,170	66
1,949	3,621	8,507	3,542	4,240	67,495	62,380	29,745	3,130	44,452	51,161	3,851	4,994	764,536	750,393	67
1,613	3,161	7,234	3,031	3,594	65,042	60,037	29,060	2,639	41,491	48,731	3,046	3,863	724,676	697,758	68
346	602	686	645	314	6,971	2,756	2,852	586	5,818	5,035	669	309	50,080	21,270	69
...	...	...	...	...	...	...	...	...	...	...	...	...	...	...	70
20	20	5	5	...	10	...	5	...	...	...	5	...	500	...	71
71	114	390	116	154	2,462	1,871	898	116	700	345	159	197	13,882	15,235	72
5	10	16	21	11	1,023	86	310	5	55	5	10	10	550	1,125	73
396	1,023	2,674	921	1,229	33,765	36,806	14,340	531	5,520	6,565	651	948	86,360	92,228	74
491	856	2,070	787	1,153	6,771	6,851	2,967	967	10,946	13,076	1,098	1,686	496,184	495,288	75
108	201	400	189	207	5,486	4,451	3,594	153	14,084	20,339	137	185	10,645	14,732	76
36	51	230	76	65	1,183	475	558	61	227	85	91	80	15,740	4,850	77
16	51	220	41	110	1,863	1,460	741	21	337	446	26	100	14,250	17,635	78
106	203	523	197	350	5,116	5,250	2,658	182	3,632	2,705	165	328	35,405	34,075	79
18	30	20	33	1	392	31	137	17	172	130	35	20	1,080	1,320	80
10,274	22,465	49,431	21,782	24,528	513,644	434,869	244,283	16,362	229,181	211,710	22,685	28,542	2,816,351	2,947,311	81
7,871	17,984	39,504	16,383	18,098	483,427	404,834	234,231	11,962	203,720	197,812	15,206	19,046	2,376,437	2,491,273	82
866	1,739	2,084	1,669	1,025	25,778	13,619	9,952	1,311	17,125	13,401	1,678	966	140,222	83,513	83
...	...	...	...	...	...	...	...	...	...	...	...	...	...	...	84
2,039	3,782	8,604	2,640	2,999	25,210	20,051	10,179	2,775	22,205	11,736	3,220	3,858	187,145	179,229	85
304	507	1,611	410	626	4,672	3,627	1,800	358	5,107	3,462	438	818	65,065	64,190	86
57	101	270	117	103	2,307	1,078	923	112	1,340	867	116	144	26,315	16,790	87
2,021	4,343	12,083	6,182	6,818	277,409	244,600	128,230	3,271	51,711	49,720	4,672	5,914	573,997	636,135	88
617	973	2,872	1,363	1,912	13,892	15,839	5,602	1,190	17,100	16,544	1,959	2,917	891,231	961,962	89
929	2,814	5,226	2,159	1,962	92,862	62,633	58,830	1,423	57,075	70,960	1,351	1,737	171,239	158,990	90
255	487	793	346	364	4,931	3,104	1,844	299	4,448	3,169	344	399	29,532	49,415	91
136	317	1,686	316	755	7,358	13,771	3,379	276	7,805	8,200	280	738	107,775	129,890	92
571	1,330	3,305	1,106	1,426	26,747	25,461	12,985	908	19,023	19,058	1,091	1,407	179,810	203,194	93
76	1,591	970	75	108	2,261	1,051	507	39	781	695	57	148	4,106	7,965	94

Table 5.—WORKERS ON FARMS, EXPENDITURES FOR FEED, HORSES AND MULES, CATTLE, HOGS,

[Data are based on reports

	Region, State, and type of farm	Family and/or hired workers, 1954				Family workers (operator and/or unpaid members of his family), 1954					Hired workers, 1954				Expenditures for feed for livestock and poultry (dollars)	
		Farms reporting any	Percent of all farms reporting	Number of persons working	Percent distribution	Farms reporting any	Number of persons working	Operators working 1 or more hours	Unpaid members of operator's family working 15 or more hours: Farms reporting	Unpaid members of operator's family working 15 or more hours: Number of persons working	Farms reporting any	Percent of all farms reporting	Number of persons working	Percent distribution	1954	1949
	SOUTH ATLANTIC —Continued															
1	Virginia....	121,841	89.3	247,917	100.0	119,977	189,398	116,565	45,866	72,833	19,037	14.0	58,519	100.0	72,865,974	54,835,832
2	Commercial.....	67,619	94.7	172,802	69.7	66,227	118,897	65,016	31,213	53,881	16,370	22.9	53,905	92.1	64,034,561	47,275,036
3	Cash-grain.....	3,104	91.9	6,174	2.5	3,056	4,249	3,010	918	1,239	961	28.5	1,925	3.3	808,780	430,190
4	Cotton.....	185	94.9	580	0.2	185	530	185	150	345	15	7.7	50	0.1	7,425	10,505
5	Other field-crop..	30,521	94.3	77,987	31.5	30,357	62,859	29,934	16,831	32,925	4,857	15.0	15,128	25.9	3,448,929	2,746,378
6	Vegetable.....	667	95.0	3,031	1.2	639	938	634	228	304	252	35.9	2,093	3.6	101,558	101,797
7	Fruit-and-nut.....	1,136	93.0	10,767	4.3	1,035	1,474	1,000	349	474	620	50.8	9,293	15.9	575,357	254,924
8	Dairy.....	7,505	97.0	19,353	7.8	7,312	12,513	7,145	3,471	5,368	2,507	32.4	6,840	11.7	14,014,659	11,341,126
9	Poultry.....	4,860	93.1	8,900	3.6	4,803	7,259	4,703	1,911	2,556	804	15.4	1,641	2.8	32,128,571	23,101,868
10	Other livestock...	11,918	94.9	25,828	10.4	11,314	16,504	11,047	4,026	5,457	4,113	32.7	9,324	15.9	8,537,515	5,597,546
11	General crop.....	1,778	93.1	5,613	2.3	1,709	2,947	1,674	773	1,273	571	29.9	2,666	4.6	340,026	227,788
12	General livestock.	1,153	98.3	2,525	1.0	1,146	1,995	1,146	547	849	247	21.1	530	0.9	1,415,175	1,538,020
13	Crop and livestock	3,621	97.6	8,607	3.5	3,555	5,943	3,459	1,607	2,484	1,037	27.9	2,664	4.6	2,257,446	1,648,393
14	Miscellaneous.....	1,171	93.9	3,437	1.4	1,116	1,686	1,079	402	607	386	31.0	1,751	3.0	399,120	276,501
15	West Virginia	60,148	87.7	97,674	100.0	59,669	85,196	57,487	19,788	27,709	5,136	7.5	12,478	100.0	28,961,696	24,013,154
16	Commercial.....	20,272	94.3	42,101	43.1	20,020	32,053	19,613	8,512	12,440	3,693	17.2	10,048	80.5	23,656,419	17,994,752
17	Cash-grain.....	654	87.3	1,109	1.1	653	958	648	246	310	84	11.2	151	1.2	134,255	42,865
18	Cotton.....	...	...	...	...	...	...	...	...	...	...	...	...	...	...	...
19	Other field-crop..	1,391	93.9	2,605	2.7	1,381	2,292	1,326	651	966	121	8.2	313	2.5	153,375	127,540
20	Vegetable.....	67	93.1	132	0.1	66	86	61	15	25	7	9.7	46	0.4	8,740	19,850
21	Fruit-and-nut.....	516	85.1	3,728	3.8	490	716	475	183	241	160	26.4	3,012	24.1	166,578	148,113
22	Dairy.....	4,603	97.5	9,851	10.1	4,557	7,891	4,486	2,315	3,405	1,048	22.2	1,960	15.7	5,004,825	4,376,849
23	Poultry.....	3,000	95.4	5,330	5.5	2,986	4,723	2,950	1,242	1,773	301	9.6	607	4.9	14,396,100	9,679,338
24	Other livestock...	7,789	93.8	14,880	15.2	7,648	11,726	7,490	2,903	4,236	1,592	19.2	3,154	25.3	2,966,286	2,507,569
25	General crop.....	288	86.5	466	0.5	278	408	263	96	145	16	4.8	58	0.5	25,074	15,390
26	General livestock.	638	95.5	1,178	1.2	637	1,016	616	244	400	76	11.4	162	1.3	394,519	751,402
27	Crop and livestock	890	94.7	1,914	2.0	889	1,635	863	482	772	162	17.2	279	2.2	344,580	244,955
28	Miscellaneous.....	436	89.7	908	0.9	435	602	435	135	167	126	25.9	306	2.5	62,087	80,881
29	North Carolina	234,169	87.4	525,836	100.0	232,409	435,273	226,284	113,452	208,989	30,165	11.3	90,563	100.0	73,367,272	43,398,566
30	Commercial.....	169,047	93.0	434,116	82.6	167,847	348,731	164,819	95,240	183,912	27,383	15.1	85,385	94.3	64,639,239	36,088,488
31	Cash-grain.....	4,307	88.6	9,273	1.8	4,216	6,443	4,139	1,491	2,304	994	20.4	2,830	3.1	791,622	343,135
32	Cotton.....	13,940	90.8	37,986	7.2	13,852	31,440	13,521	7,734	17,919	1,545	10.1	6,546	7.2	903,656	1,051,889
33	Other field-crop..	120,109	93.5	313,256	59.6	119,659	258,608	117,671	72,432	140,937	17,846	13.9	54,648	60.3	12,846,006	10,394,893
34	Vegetable.....	880	90.7	1,867	0.4	870	1,403	839	338	564	108	11.1	464	0.5	100,050	80,980
35	Fruit-and-nut.....	717	90.4	2,166	0.4	705	1,203	679	287	524	252	31.8	963	1.1	185,052	91,805
36	Dairy.....	5,955	96.2	15,596	3.0	5,846	11,204	5,786	3,143	5,418	1,751	28.3	4,392	4.8	9,460,316	6,551,803
37	Poultry.....	6,238	92.9	11,471	2.2	6,208	9,682	6,033	2,678	3,649	831	12.4	1,789	2.0	31,729,170	11,753,940
38	Other livestock...	6,250	90.6	12,366	2.4	6,071	8,642	5,922	1,853	2,720	1,476	21.4	3,724	4.1	3,967,237	2,154,964
39	General crop.....	5,181	93.1	17,148	3.3	5,089	10,821	5,014	2,737	5,807	1,366	24.5	6,327	7.0	1,190,909	763,346
40	General livestock.	417	95.4	788	0.1	407	638	402	176	236	77	17.6	150	0.2	572,690	585,256
41	Crop and livestock	3,592	96.6	8,999	1.7	3,530	6,427	3,463	1,823	2,964	840	22.6	2,572	2.8	2,568,929	1,947,020
42	Miscellaneous.....	1,461	85.0	3,200	0.6	1,394	2,220	1,350	548	870	297	17.3	980	1.1	323,602	369,457
43	South Carolina	100,957	81.3	231,762	100.0	99,446	173,877	95,881	41,376	77,996	14,432	11.6	57,885	100.0	23,679,780	17,187,023
44	Commercial.....	64,744	88.5	178,289	76.9	63,672	124,682	62,038	30,777	62,644	12,323	16.9	53,607	92.6	20,139,420	14,148,764
45	Cash-grain.....	1,288	88.1	3,773	1.6	1,199	1,457	1,174	237	283	639	43.7	2,316	4.0	214,485	67,184
46	Cotton.....	29,720	88.1	81,659	35.2	29,367	60,510	28,605	14,577	31,905	3,982	11.8	21,149	36.5	1,653,171	1,429,166
47	Other field-crop..	21,536	88.0	54,539	23.5	21,389	43,946	20,869	11,414	23,077	2,876	11.8	10,593	18.3	1,175,224	1,206,994
48	Vegetable.....	487	89.9	2,350	1.0	486	737	471	199	266	145	26.8	1,613	2.8	61,335	79,817
49	Fruit-and-nut.....	682	80.0	2,270	1.0	626	874	606	173	268	324	38.0	1,396	2.4	283,771	69,430
50	Dairy.....	1,769	97.5	5,264	2.3	1,711	2,760	1,653	740	1,107	857	47.2	2,504	4.3	3,891,424	3,326,406
51	Poultry.....	1,507	93.8	3,599	1.6	1,466	2,431	1,426	680	1,005	405	25.2	1,168	2.0	9,403,495	5,271,466
52	Other livestock...	3,174	88.4	7,540	3.3	3,018	4,056	2,954	808	1,102	1,301	36.2	3,484	6.0	1,837,225	1,025,652
53	General crop.....	2,473	91.7	11,209	4.8	2,399	4,796	2,326	1,214	2,470	977	36.2	6,413	11.1	402,727	340,676
54	General livestock.	102	95.3	263	0.1	97	152	97	45	55	32	29.9	111	0.2	105,250	319,335
55	Crop and livestock	1,376	94.8	4,130	1.8	1,335	2,212	1,305	553	907	530	36.5	1,918	3.3	911,316	855,732
56	Miscellaneous.....	630	79.4	1,693	0.7	579	751	552	137	199	255	32.2	942	1.6	199,997	156,906
57	Georgia.....	133,952	81.0	265,089	100.0	131,853	201,611	128,209	44,008	73,402	19,655	11.9	63,478	100.0	100,747,617	48,231,083
58	Commercial.....	89,183	87.5	202,630	76.4	87,577	143,951	85,772	33,086	58,179	17,284	17.0	58,679	92.4	93,967,503	42,934,352
59	Cash-grain.....	1,495	86.5	3,618	1.4	1,415	2,013	1,384	420	629	535	30.9	1,605	2.5	248,258	56,825
60	Cotton.....	34,564	88.2	82,836	31.2	34,209	63,113	33,509	14,906	29,604	4,558	11.6	19,723	31.1	2,808,814	1,611,141
61	Other field-crop..	17,534	83.2	33,731	12.7	17,367	25,928	17,167	5,327	8,761	2,306	10.9	7,803	12.3	2,598,690	2,561,227
62	Vegetable.....	715	81.2	1,632	0.6	713	1,158	688	279	470	161	18.3	474	0.7	95,835	101,875
63	Fruit-and-nut.....	338	88.5	1,768	0.7	308	374	308	34	66	209	54.7	1,394	2.2	180,430	95,885
64	Dairy.....	3,018	97.4	8,758	3.3	2,939	5,101	2,884	1,346	2,217	1,511	48.8	3,657	5.8	12,590,313	8,394,768
65	Poultry.....	9,607	89.4	18,356	6.9	9,453	15,436	9,068	4,516	6,368	1,457	13.6	2,920	4.6	64,528,385	24,342,094
66	Other livestock...	8,616	87.2	18,381	6.9	8,162	10,654	8,013	1,867	2,641	2,965	30.0	7,727	12.2	5,818,230	2,314,055
67	General crop.....	7,729	89.6	18,818	7.1	7,632	12,132	7,495	2,579	4,637	1,761	20.4	6,686	10.5	1,476,901	1,008,093
68	General livestock.	182	90.1	476	0.2	181	312	181	94	131	40	19.8	164	0.3	460,335	256,040
69	Crop and livestock	3,691	93.9	9,804	3.7	3,597	5,467	3,540	1,185	1,927	1,202	30.6	4,337	6.8	2,475,883	1,660,047
70	Miscellaneous.....	1,694	78.7	4,452	1.7	1,601	2,263	1,535	533	728	579	26.9	2,189	3.4	685,429	532,302
71	Florida.....	45,036	78.3	108,987	100.0	42,870	61,087	41,590	13,404	19,497	11,187	19.5	47,900	100.0	45,476,037	31,779,769
72	Commercial.....	25,891	80.4	82,371	75.6	24,155	37,028	23,578	8,891	13,450	9,588	29.8	45,343	94.7	42,263,980	28,471,880
73	Cash-grain.....	255	89.5	660	0.6	248	536	243	130	293	32	11.2	124	0.3	34,882	12,625
74	Cotton.....	1,273	98.8	3,016	2.8	1,268	2,191	1,248	537	943	169	13.1	825	1.7	119,440	57,685
75	Other field-crop..	5,179	92.9	15,791	14.5	5,101	8,185	4,976	1,998	3,209	1,108	19.9	7,606	15.9	1,340,605	803,040
76	Vegetable.....	2,791	90.4	15,447	14.2	2,706	4,177	2,665	1,006	1,512	1,292	41.9	11,270	23.5	613,701	845,493
77	Fruit-and-nut.....	6,280	56.1	17,644	16.2	5,149	6,737	4,981	1,305	1,756	2,962	26.5	10,907	22.8	1,311,716	839,522
78	Dairy.....	934	98.4	4,571	4.2	902	1,536	896	397	640	676	71.2	3,035	6.3	20,073,630	13,923,990
79	Poultry.....	1,807	95.3	3,996	3.7	1,790	3,119	1,730	1,054	1,389	455	24.0	877	1.8	13,147,577	8,277,041
80	Other livestock...	3,768	90.1	8,543	7.8	3,529	4,718	3,442	946	1,276	1,460	34.9	3,825	8.0	4,402,159	2,673,442
81	General crop.....	1,105	96.9	3,290	3.0	1,086	2,169	1,075	531	1,094	299	26.2	1,121	2.3	236,574	222,660
82	General livestock.	12	100.0	23	(Z)	12	12	12	...	...	2	16.7	11	(Z)	18,125	133,107
83	Crop and livestock	1,011	96.7	2,922	2.7	992	1,689	974	446	715	278	26.6	1,233	2.6	627,965	455,556
84	Miscellaneous.....	1,476	96.0	6,468	5.9	1,372	1,959	1,336	541	623	855	55.6	4,509	9.4	337,606	227,719

Z 0.05 percent or less.

AND CHICKENS, BY TYPE OF FARM, BY REGIONS AND STATES: CENSUSES OF 1954 AND 1950—Continued

for only a sample of farms. See text]

Horses and mules on farms			Cattle and calves					Hogs and pigs, 1954			Chickens on hand, 4 months old and over				
Farms reporting, 1954	Number		On hand				Number sold, 1954	Farms reporting	Number on hand	Number sold	Farms reporting		Number		
			Farms reporting		Number										
	1954	1950	1954	1950	1954	1950					1954	1950	1954	1950	
65,597	119,573	196,666	106,063	116,201	1,395,919	1,216,708	689,283	89,196	770,909	626,665	103,055	127,239	6,284,381	6,725,778	1
42,741	86,241	141,543	57,177	64,595	1,189,841	1,032,024	599,342	51,189	624,129	551,469	54,549	67,955	4,590,454	4,796,918	2
1,349	2,284	3,488	2,272	1,779	33,352	18,910	11,788	2,152	32,750	26,754	2,125	1,920	163,960	124,242	3
180	275	519	95	206	415	574	70	165	1,435	580	170	276	3,875	7,425	4
21,297	37,064	54,827	23,234	25,813	122,713	103,299	51,701	23,972	200,947	119,816	24,370	30,309	845,628	1,041,568	5
450	795	1,465	300	435	2,414	2,005	994	382	2,454	1,270	418	677	21,170	30,857	6
658	1,276	1,525	943	748	25,637	13,518	12,507	786	7,877	7,482	845	694	50,547	34,379	7
4,230	9,032	16,175	7,725	8,148	291,741	271,094	130,707	5,133	40,556	37,588	6,418	7,201	483,803	496,297	8
1,554	2,787	5,738	3,790	4,396	58,187	42,636	27,305	2,991	28,760	29,950	3,958	5,032	1,567,418	1,488,172	9
7,791	20,728	35,191	11,924	13,282	521,549	453,041	301,787	9,393	212,949	242,883	9,456	11,902	728,981	775,946	10
1,127	2,123	3,104	1,345	1,267	14,999	10,915	6,408	1,362	17,085	11,680	1,470	1,384	87,255	67,615	11
822	1,829	4,789	1,138	2,661	26,923	37,969	13,066	1,015	14,044	13,464	1,140	2,671	225,505	296,764	12
2,628	5,568	11,437	3,481	4,784	73,803	65,451	36,050	3,178	58,572	56,095	3,395	4,701	373,479	385,184	13
655	2,480	3,285	930	1,076	18,108	12,612	6,959	660	6,700	3,907	784	1,188	38,833	48,469	14
33,574	58,327	91,084	58,582	65,350	613,179	582,587	277,144	39,690	182,527	118,451	52,904	67,334	2,677,185	2,943,069	15
13,601	27,489	41,227	19,803	21,778	441,258	408,922	209,118	14,583	109,709	89,837	17,316	20,609	1,400,289	1,438,568	16
387	620	462	594	261	7,661	3,455	2,817	413	3,776	2,316	542	235	31,115	10,570	17
...	...	...	...	...	...	...	...	...	...	...	...	...	...	...	18
1,170	2,080	2,215	1,176	1,086	7,355	6,095	3,225	966	3,259	1,287	1,146	1,091	49,565	49,430	19
42	62	173	47	86	314	514	135	16	81	5	41	71	1,620	4,675	20
317	539	545	422	276	6,326	4,381	2,664	298	2,507	2,030	423	268	27,935	12,758	21
2,769	5,548	7,753	4,723	4,326	122,219	97,848	49,772	3,041	21,441	13,958	3,913	3,848	261,678	233,676	22
1,280	2,154	3,616	2,516	2,882	27,683	29,712	12,051	2,209	13,674	10,381	2,582	2,945	440,964	423,333	23
6,001	13,370	20,744	8,151	9,674	237,592	231,012	125,523	5,851	50,143	48,247	6,611	8,898	390,006	485,148	24
222	354	276	247	153	2,814	1,201	1,195	182	1,961	845	227	169	8,966	7,958	25
451	901	2,957	668	1,680	9,489	18,979	4,048	570	4,898	4,711	661	1,679	80,795	130,905	26
703	1,356	1,637	935	879	15,477	11,176	6,027	817	7,059	5,452	889	901	95,393	60,930	27
259	505	849	324	475	4,328	4,549	1,661	220	910	605	281	504	12,252	19,185	28
142,212	235,978	354,362	155,966	170,323	937,227	710,776	319,310	183,340	1,427,325	851,105	202,436	237,576	10,670,153	8,895,004	29
110,987	191,994	285,769	97,539	110,512	745,353	550,997	265,109	130,145	1,220,006	767,064	138,064	162,900	8,540,409	6,766,480	30
2,311	4,664	4,598	2,965	2,152	26,366	12,976	8,123	2,932	38,397	28,308	3,301	2,495	196,131	110,503	31
8,677	14,951	27,576	8,748	13,574	32,976	40,816	6,812	10,939	50,183	17,219	11,156	17,034	357,917	496,602	32
81,184	136,116	195,654	59,436	66,596	221,912	171,782	59,386	91,882	756,907	379,329	96,847	113,369	3,190,077	3,404,845	33
519	781	1,599	697	908	3,924	3,662	1,491	618	4,035	2,588	693	1,038	20,011	30,785	34
386	633	964	554	495	4,200	2,457	1,154	510	3,121	2,262	579	605	28,529	22,900	35
3,649	6,315	8,593	6,185	5,266	186,592	130,913	66,374	4,289	23,556	14,056	5,094	4,725	425,608	275,686	36
2,665	3,885	5,531	4,930	4,328	36,832	18,613	14,435	4,462	30,671	24,548	5,515	4,848	3,184,180	1,356,205	37
4,169	10,797	13,302	5,630	5,450	133,932	85,671	70,557	5,534	178,336	184,334	5,315	5,513	299,217	257,601	38
3,687	7,151	10,286	3,480	3,797	30,379	20,402	10,086	4,349	59,334	42,158	4,529	4,719	233,577	211,027	39
282	478	1,722	407	957	7,770	9,699	2,848	381	5,616	7,155	421	962	123,425	110,305	40
2,491	4,589	11,355	3,304	5,203	49,483	44,789	20,513	3,239	63,401	61,405	3,393	5,445	431,160	411,419	41
967	1,634	4,589	1,203	1,786	10,987	9,217	3,330	1,010	6,449	3,702	1,221	2,147	50,577	78,602	42
68,463	117,129	173,300	70,546	78,623	607,594	383,669	199,872	79,937	560,681	367,630	96,487	116,293	3,937,678	3,615,089	43
45,335	85,610	125,012	40,338	47,957	478,837	296,985	168,823	50,270	441,471	315,721	57,232	71,080	2,814,388	2,398,913	44
798	2,546	2,183	926	656	15,037	5,102	4,754	766	9,592	6,097	950	823	42,194	25,937	45
20,442	38,122	56,175	19,281	24,391	95,506	75,292	23,133	23,995	140,171	68,131	26,256	33,886	666,342	824,263	46
15,706	25,337	34,775	9,255	10,993	32,606	25,200	5,832	16,179	117,521	56,040	19,641	23,254	547,161	564,912	47
365	754	1,763	327	595	4,099	2,935	1,809	337	3,468	1,861	378	953	10,907	26,591	48
393	1,052	1,304	562	455	11,283	3,690	4,654	431	2,905	2,611	578	557	39,920	23,474	49
1,048	2,250	3,518	1,814	1,565	80,777	57,191	26,346	1,039	9,039	8,819	1,431	1,319	83,377	71,440	50
700	1,224	1,737	1,071	1,067	18,907	9,578	6,495	876	8,346	10,957	1,382	1,289	1,009,970	410,776	51
2,282	5,908	6,708	3,275	2,618	145,629	60,504	67,639	2,678	78,231	95,264	2,575	2,582	134,820	123,337	52
1,991	4,685	7,582	1,929	2,469	26,586	18,460	8,788	2,244	35,810	30,449	2,195	3,124	94,315	111,711	53
77	145	543	107	264	1,840	3,326	1,065	92	1,174	1,035	107	268	22,475	25,710	54
1,099	2,609	6,443	1,316	2,182	31,989	27,980	13,421	1,274	31,032	31,354	1,249	2,218	134,766	159,051	55
434	978	2,281	475	702	14,578	7,727	4,887	359	4,182	3,103	490	807	28,141	31,711	56
82,670	143,675	257,152	117,582	133,670	1,632,550	996,581	591,008	111,366	1,513,498	1,100,162	123,134	164,365	7,891,758	5,367,567	57
57,157	108,497	191,915	73,568	86,805	1,386,715	825,317	520,453	74,927	1,318,780	1,002,488	77,589	105,042	6,449,886	3,809,684	58
757	1,880	1,493	1,111	600	24,541	4,424	6,560	944	11,491	7,924	1,079	762	42,323	22,628	59
23,069	46,093	63,383	25,227	27,956	198,215	114,057	54,388	28,601	269,207	144,548	30,391	35,572	842,222	828,300	60
11,156	16,976	55,609	13,574	23,731	152,792	146,940	41,977	15,426	317,930	208,328	17,017	33,245	582,966	894,382	61
496	758	2,333	567	1,036	5,172	4,845	1,990	529	5,274	4,164	604	1,351	23,072	37,957	62
214	609	1,023	251	340	15,034	6,456	6,171	207	3,541	2,644	179	363	16,161	14,998	63
1,633	2,966	4,430	3,099	2,892	179,332	121,865	58,910	1,749	17,307	13,076	2,301	2,450	208,657	115,177	64
4,898	7,278	7,473	8,536	6,005	81,198	26,363	26,991	7,575	51,825	37,392	6,624	5,693	3,577,040	927,368	65
5,883	13,254	16,623	9,164	7,415	433,874	193,396	216,267	8,011	317,693	314,618	7,355	6,886	387,166	254,980	66
5,087	9,957	20,477	6,446	7,995	111,824	73,748	36,476	6,832	166,045	117,121	7,026	9,403	254,036	284,721	67
134	239	688	202	485	6,701	5,986	3,283	180	5,074	4,563	172	472	84,060	32,870	68
2,564	5,153	11,931	3,724	5,510	120,684	78,686	47,028	3,530	127,580	127,834	3,375	5,654	362,810	295,165	69
1,266	3,334	6,452	1,667	2,840	57,348	48,551	20,412	1,343	25,813	20,276	1,466	3,191	69,373	101,138	70
18,174	34,954	50,725	30,400	30,041	1,654,782	1,132,519	660,740	19,411	426,238	338,496	27,982	38,691	3,486,940	2,349,778	71
11,558	26,164	34,301	16,507	16,243	1,509,908	1,043,791	623,659	11,225	350,903	292,155	14,247	18,999	2,996,398	1,733,795	72
153	273	180	187	86	2,920	442	920	174	2,606	1,264	241	121	6,161	3,235	73
719	1,127	1,222	1,036	601	8,249	1,954	1,717	986	16,104	9,783	1,114	751	28,662	15,610	74
3,306	5,699	7,977	4,097	3,899	95,169	38,872	28,598	4,335	127,395	83,948	4,309	4,927	175,105	139,215	75
1,268	2,195	4,255	1,310	1,722	78,008	53,239	32,269	646	12,594	10,052	1,022	2,360	40,749	80,543	76
1,080	2,619	2,507	1,832	1,333	201,323	64,049	77,423	346	3,878	1,887	1,375	2,327	88,617	82,999	77
541	1,190	1,768	949	922	175,366	119,168	77,499	165	4,271	3,548	316	471	23,837	16,117	78
230	446	633	791	857	14,405	7,663	4,992	351	5,569	5,508	1,723	1,849	2,407,305	1,153,860	79
2,629	8,965	10,219	4,003	3,926	821,471	688,349	362,087	2,212	107,938	117,970	2,125	3,099	107,619	101,755	80
667	1,265	2,103	920	1,043	27,504	18,699	8,706	898	24,954	16,638	926	1,132	28,837	34,115	81
6	11	99	12	104	902	1,886	309	7	693	555	12	118	5,815	14,315	82
651	1,223	2,295	986	1,330	41,159	25,503	14,765	915	40,410	37,856	812	1,363	67,434	74,957	83
308	1,151	1,043	384	420	43,432	23,967	14,374	190	4,491	3,146	272	481	16,257	17,074	84

Table 5.—WORKERS ON FARMS, EXPENDITURES FOR FEED, HORSES AND MULES, CATTLE, HOGS,

[Data are based on reports

	Region, State, and type of farm	Family and/or hired workers, 1954				Family workers (operator and/or unpaid members of his family), 1954					Hired workers, 1954				Expenditures for feed for livestock and poultry (dollars)	
		Farms reporting any	Percent of all farms reporting	Number of persons working	Percent distribution	Farms reporting any	Number of persons working	Operators working 1 or more hours	Unpaid members of operator's family working 15 or more hours: Farms reporting	Unpaid members of operator's family working 15 or more hours: Number of persons working	Farms reporting any	Percent of all farms reporting	Number of persons working	Percent distribution	1954	1949
	EAST SOUTH CENTRAL															
1	Kentucky....	169,381	87.6	303,323	100.0	167,449	245,774	163,904	55,972	81,870	23,689	12.2	57,549	100.0	47,462,441	41,777,016
2	Commercial.....	113,792	92.7	226,358	74.6	112,319	173,536	110,635	42,346	62,901	21,051	17.1	52,822	91.8	41,377,434	34,807,097
3	Cash-grain.....	4,185	84.9	7,908	2.6	4,104	5,912	4,037	1,271	1,875	884	17.9	1,996	3.5	640,879	281,287
4	Cotton.....	417	98.8	2,541	0.8	406	1,141	396	250	745	92	21.8	1,400	2.4	18,310	26,300
5	Other field-crop..	71,810	92.6	136,704	45.1	71,301	110,712	70,379	27,205	40,333	10,244	13.2	25,992	45.2	9,960,850	7,942,218
6	Vegetable.....	115	100.0	230	0.1	115	195	115	55	80	15	13.0	35	0.1	8,735	45,595
7	Fruit-and-nut.....	177	85.5	615	0.2	177	322	177	85	145	51	24.6	293	0.5	18,245	39,100
8	Dairy.....	7,774	95.5	17,072	5.6	7,653	12,409	7,568	3,371	4,841	1,878	23.1	4,663	8.1	7,733,169	5,890,307
9	Poultry.....	1,054	92.9	2,069	0.7	1,037	1,635	1,017	442	618	203	17.9	434	0.8	5,728,351	2,184,282
10	Other livestock...	14,738	91.6	29,793	9.8	14,181	19,627	13,873	4,154	5,754	4,385	27.3	10,166	17.7	10,252,054	11,585,603
11	General crop.....	2,690	91.6	5,722	1.9	2,648	4,343	2,587	1,091	1,756	624	21.3	1,379	2.4	598,453	310,440
12	General livestock.	731	93.6	1,402	0.5	726	1,032	706	251	326	150	19.2	370	0.6	656,925	1,068,095
13	Crop and livestock	9,541	96.5	20,395	6.7	9,448	15,468	9,282	4,003	6,186	2,321	23.5	4,927	8.6	4,489,528	4,547,113
14	Miscellaneous.....	560	89.6	1,907	0.6	523	740	498	168	242	204	32.6	1,167	2.0	1,271,935	886,757
15	Tennessee...	179,550	88.3	393,285	100.0	177,693	293,453	172,626	71,771	120,827	24,626	12.1	99,832	100.0	46,774,638	34,909,916
16	Commercial.....	117,103	94.1	304,630	77.5	115,800	211,691	113,439	55,403	98,252	21,315	17.1	92,939	93.1	38,933,409	27,853,311
17	Cash-grain.....	2,519	89.8	6,046	1.5	2,484	3,843	2,444	858	1,399	542	19.3	2,203	2.2	284,866	153,643
18	Cotton.....	37,923	95.7	146,076	37.1	37,641	88,682	36,970	24,629	51,712	7,657	19.3	57,394	57.5	3,547,261	3,181,281
19	Other field-crop..	29,757	92.9	50,499	12.8	29,665	45,754	29,135	11,159	16,619	2,169	6.8	4,745	4.8	3,095,343	1,914,870
20	Vegetable.....	415	90.2	1,308	0.3	405	659	400	182	259	99	21.5	649	0.7	87,823	98,038
21	Fruit-and-nut.....	488	85.9	1,139	0.3	473	750	463	216	287	98	17.3	389	0.4	69,770	61,385
22	Dairy.....	14,327	95.2	30,380	7.7	14,132	23,250	13,797	6,300	9,453	3,152	20.9	7,130	7.1	12,054,755	9,176,718
23	Poultry.....	1,541	92.5	2,876	0.7	1,530	2,361	1,475	628	886	278	16.7	515	0.5	5,546,835	2,145,023
24	Other livestock...	15,858	92.0	31,936	8.1	15,336	22,410	14,973	4,961	7,437	4,285	24.8	9,526	9.5	9,610,429	7,018,544
25	General crop.....	3,051	93.6	7,574	1.9	3,025	5,096	2,925	1,265	2,171	597	18.3	2,478	2.5	514,475	325,253
26	General livestock.	1,363	95.1	2,904	0.7	1,353	2,297	1,298	648	999	296	20.7	607	0.6	923,050	1,035,715
27	Crop and livestock	8,823	96.1	20,433	5.2	8,750	15,066	8,574	4,208	6,492	1,830	19.9	5,367	5.4	2,960,894	2,565,421
28	Miscellaneous.....	1,038	91.9	3,459	0.9	1,006	1,523	985	349	538	312	27.6	1,936	1.9	237,908	177,420
29	Alabama.....	141,432	79.9	302,375	100.0	139,865	232,949	135,815	54,126	97,134	17,577	9.9	69,426	100.0	52,248,195	26,208,582
30	Commercial.....	83,978	88.3	214,690	71.0	82,988	153,057	81,449	37,191	71,608	14,372	15.1	61,633	88.8	45,442,547	20,590,653
31	Cash-grain.....	1,152	88.4	2,168	0.7	1,131	1,600	1,104	356	496	241	18.5	568	0.8	200,611	106,152
32	Cotton.....	58,966	87.6	152,707	50.5	58,629	114,942	57,591	28,290	57,351	7,341	10.9	37,765	54.4	4,929,825	3,461,133
33	Other field-crop..	1,601	90.1	4,307	1.4	1,587	2,444	1,566	482	878	362	20.4	1,863	2.7	285,033	834,410
34	Vegetable.....	436	86.2	1,348	0.4	436	900	436	234	464	94	18.6	448	0.6	48,602	83,770
35	Fruit-and-nut.....	367	73.1	862	0.3	362	524	362	97	162	86	17.1	338	0.5	71,214	47,771
36	Dairy.....	2,479	95.9	7,079	2.3	2,402	4,110	2,342	1,091	1,768	1,032	39.9	2,969	4.3	7,359,912	5,678,366
37	Poultry.....	3,080	90.7	6,586	2.2	3,048	5,399	2,996	1,637	2,403	512	15.1	1,187	1.7	22,500,601	4,226,203
38	Other livestock...	8,274	88.6	18,599	6.2	7,915	10,611	7,749	1,918	2,862	2,735	29.3	7,988	11.5	7,156,737	3,667,942
39	General crop.....	2,892	92.7	8,358	2.8	2,859	5,022	2,803	1,158	2,219	744	23.8	3,336	4.8	532,605	522,981
40	General livestock.	209	95.4	501	0.2	207	309	196	90	113	62	28.3	192	0.3	378,868	266,665
41	Crop and livestock	3,196	94.1	8,348	2.8	3,143	5,365	3,088	1,417	2,277	727	21.4	2,983	4.3	1,475,305	1,427,691
42	Miscellaneous.....	1,326	79.4	3,827	1.3	1,269	1,831	1,216	421	615	436	26.1	1,996	2.9	503,234	267,569
43	Mississippi.	186,849	86.5	468,963	100.0	185,017	349,091	180,020	88,402	169,071	19,626	9.1	119,872	100.0	46,172,124	25,866,811
44	Commercial.....	137,578	92.6	396,537	84.6	136,271	282,602	133,699	74,197	148,903	17,031	11.5	113,935	95.0	41,005,477	21,047,713
45	Cash-grain.....	1,305	86.8	7,856	1.7	1,243	1,620	1,225	268	395	585	38.9	6,236	5.2	291,389	156,916
46	Cotton.....	114,675	92.9	335,932	71.6	114,033	248,518	111,990	65,853	136,528	11,093	9.0	87,414	72.9	6,444,323	4,956,094
47	Other field-crop..	407	92.1	1,128	0.2	406	724	401	182	323	87	19.7	404	0.3	48,789	33,995
48	Vegetable.....	322	85.4	575	0.1	317	488	312	121	176	32	8.5	87	0.1	52,745	64,015
49	Fruit-and-nut.....	195	88.6	1,001	0.2	178	204	178	21	26	81	36.8	797	0.7	74,785	46,094
50	Dairy.....	6,352	95.6	15,849	3.4	6,235	10,890	6,052	3,179	4,838	1,686	25.4	4,959	4.1	10,643,045	8,350,991
51	Poultry.....	2,035	95.1	4,201	0.9	2,009	3,274	1,934	933	1,340	342	16.0	927	0.8	16,960,483	2,978,945
52	Other livestock...	7,594	87.7	16,252	3.5	7,264	9,630	7,115	1,872	2,515	1,985	22.9	6,622	5.5	4,847,643	3,150,764
53	General crop.....	1,307	91.8	4,758	1.0	1,285	2,231	1,260	543	971	333	23.4	2,527	2.1	220,675	148,235
54	General livestock.	219	93.6	445	0.1	219	338	219	82	119	34	14.5	107	0.1	223,103	167,206
55	Crop and livestock	2,357	95.9	6,599	1.4	2,315	3,734	2,261	986	1,473	533	21.7	2,865	2.4	990,355	784,575
56	Miscellaneous.....	810	86.1	1,941	0.4	767	951	752	157	199	240	25.5	990	0.8	208,142	209,883
	WEST SOUTH CENTRAL															
57	Arkansas....	127,874	88.0	363,307	100.0	126,625	213,874	123,247	52,383	90,627	18,533	12.8	149,433	100.0	71,923,373	43,655,280
58	Commercial.....	83,042	93.6	303,172	83.4	81,926	155,950	80,484	40,749	75,466	17,499	19.7	147,222	98.5	62,411,117	36,157,829
59	Cash-grain.....	4,376	93.0	15,592	4.3	4,222	6,183	4,148	1,319	2,035	2,254	47.9	9,409	6.3	997,120	717,139
60	Cotton.....	51,839	93.8	237,378	65.3	51,184	108,296	50,431	27,823	57,865	12,492	22.6	129,082	86.4	4,617,612	6,283,262
61	Other field-crop..	257	92.8	442	0.1	257	392	247	110	145	16	5.8	50	(Z)	37,660	37,150
62	Vegetable.....	306	73.6	610	0.2	301	441	286	105	155	26	6.3	169	0.1	50,970	96,070
63	Fruit-and-nut.....	843	93.4	1,593	0.4	833	1,181	813	267	368	136	15.1	412	0.3	176,105	409,496
64	Dairy.....	7,225	96.4	13,665	3.8	7,199	12,586	7,093	4,067	5,493	474	6.3	1,079	0.7	9,374,461	5,963,143
65	Poultry.....	4,952	94.0	8,506	2.3	4,902	7,872	4,691	2,458	3,181	359	6.8	634	0.4	39,222,329	16,067,771
66	Other livestock...	9,745	91.6	16,914	4.7	9,591	13,515	9,415	3,186	4,100	1,233	11.6	3,399	2.3	6,289,451	4,256,855
67	General crop.....	938	91.2	2,936	0.8	890	1,462	859	344	603	226	22.0	1,474	1.0	311,477	178,249
68	General livestock.	458	93.9	856	0.2	458	819	458	256	361	21	4.3	37	(Z)	405,292	762,700
69	Crop and livestock	1,581	94.6	3,560	1.0	1,571	2,479	1,551	649	928	194	11.6	1,081	0.7	744,267	1,235,500
70	Miscellaneous.....	522	86.1	1,120	0.3	518	724	492	165	232	68	11.2	396	0.3	184,373	150,494
71	Louisiana...	97,929	88.0	283,475	100.0	96,735	175,764	94,481	42,659	81,283	18,489	16.6	107,711	100.0	31,755,844	21,930,347
72	Commercial.....	57,467	95.0	220,363	77.7	56,660	119,207	55,767	30,579	63,440	15,996	26.5	101,156	93.9	24,659,932	16,814,421
73	Cash-grain.....	4,317	96.4	10,989	3.9	4,218	5,363	4,184	741	1,179	2,042	45.6	5,626	5.2	1,528,029	1,249,408
74	Cotton.....	36,831	96.8	153,877	54.3	36,659	87,612	36,162	23,222	51,450	8,418	22.1	66,265	61.5	2,998,038	2,563,901
75	Other field-crop..	3,451	94.5	20,818	7.3	3,321	6,286	3,295	1,503	2,991	1,759	48.2	14,532	13.5	509,195	722,814
76	Vegetable.....	523	96.3	1,986	0.7	517	922	512	275	410	163	30.0	1,064	1.0	36,085	81,985
77	Fruit-and-nut.....	1,456	90.9	3,408	1.2	1,425	2,441	1,380	691	1,061	220	13.7	967	0.9	188,392	224,694
78	Dairy.....	3,156	97.5	8,023	2.8	3,096	5,658	3,004	1,769	2,654	1,003	31.0	2,365	2.2	9,780,168	8,219,335
79	Poultry.....	1,002	88.1	1,986	0.7	977	1,567	957	439	610	206	18.1	419	0.4	5,526,990	591,682
80	Other livestock...	4,831	84.3	11,559	4.1	4,591	6,072	4,459	1,146	1,613	1,454	25.4	5,487	5.1	3,188,895	2,486,992
81	General crop.....	935	94.0	4,126	1.5	916	1,789	890	456	899	359	36.1	2,337	2.2	231,412	190,751
82	General livestock.	44	89.8	97	(Z)	44	61	44	16	17	14	28.6	36	(Z)	64,375	113,670
83	Crop and livestock	544	94.8	2,198	0.8	533	920	533	189	387	218	38.0	1,278	1.2	502,421	271,257
84	Miscellaneous.....	377	88.1	1,296	0.5	363	516	347	132	169	140	32.7	780	0.7	105,932	97,932

Z 0.05 percent or less.

AND CHICKENS, BY TYPE OF FARM, BY REGIONS AND STATES: CENSUSES OF 1954 AND 1950—Continued

[For only a sample of farms. See text]

Horses and mules on farms			Cattle and calves					Hogs and pigs, 1954			Chickens on hand, 4 months old and over				
Farms reporting, 1954	Number		On hand				Number sold, 1954	Farms reporting	Number on hand	Number sold	Farms reporting		Number		
			Farms reporting		Number										
	1954	1950	1954	1950	1954	1950					1954	1950	1954	1950	
105,246	210,795	363,766	154,242	179,456	1,701,736	1,703,846	859,400	101,090	1,084,457	1,016,275	154,422	186,453	7,773,382	8,245,597	1
75,896	166,726	285,362	103,476	119,912	1,528,430	1,531,306	797,055	70,514	972,052	961,771	99,323	119,036	5,800,127	6,119,947	2
2,156	4,682	4,711	3,346	1,388	42,500	14,454	13,936	2,391	36,447	26,202	3,394	1,563	187,175	75,785	3
85	205	901	126	257	904	1,477	310	161	1,587	890	271	360	9,075	12,425	4
46,987	94,226	126,568	62,039	59,033	544,938	460,833	264,133	40,410	279,067	214,008	61,982	60,540	2,852,711	2,541,036	5
80	110	345	60	150	310	1,105	130	35	120	85	65	155	2,130	6,945	6
97	138	912	116	351	644	1,965	172	66	419	320	112	387	5,005	14,945	7
5,228	11,566	19,699	8,139	8,911	209,669	189,257	93,777	4,066	50,882	46,423	6,944	8,095	413,461	416,334	8
452	836	2,015	858	1,142	9,972	6,640	4,721	572	5,474	4,750	853	1,315	399,735	189,275	9
10,800	27,988	69,917	15,353	25,576	461,882	557,974	288,944	12,227	410,853	489,285	13,086	23,887	873,865	1,407,702	10
1,881	3,636	4,068	2,544	1,783	37,502	18,659	15,943	1,825	25,767	19,594	2,444	1,823	152,480	87,412	11
546	1,592	6,459	776	2,865	16,112	35,187	7,522	631	11,258	12,109	771	2,869	99,050	235,243	12
7,170	15,409	42,783	9,715	17,772	195,578	235,028	99,799	7,888	148,468	146,949	8,988	17,335	788,439	1,104,444	13
414	6,338	6,984	404	684	8,419	8,727	7,668	242	1,710	1,156	413	707	17,001	28,401	14
102,616	212,759	376,710	158,881	181,286	1,763,312	1,612,839	814,158	120,741	1,068,819	934,177	170,553	201,326	8,090,948	8,133,195	15
73,213	165,329	285,052	99,817	115,862	1,492,834	1,359,284	708,225	81,594	904,103	842,861	104,918	123,525	5,828,406	5,680,002	16
1,023	2,643	3,162	1,703	1,522	23,062	13,734	8,701	1,294	17,518	12,283	1,991	1,857	95,450	72,048	17
18,810	45,439	86,546	25,357	30,993	174,077	153,529	58,619	24,478	176,302	106,315	32,293	38,007	1,065,600	1,045,747	18
19,368	35,826	42,995	25,351	23,012	190,319	140,733	84,569	20,245	101,766	61,964	26,740	24,851	1,094,422	1,009,600	19
304	505	1,027	289	411	4,173	3,127	2,169	246	1,729	1,485	308	470	12,766	17,622	20
398	866	929	483	379	4,028	2,754	1,492	341	2,065	1,367	472	448	23,325	16,170	21
10,324	22,919	35,408	15,037	14,435	378,798	318,380	162,208	9,420	93,701	86,817	13,425	13,618	837,993	758,268	22
620	1,184	2,288	1,170	1,326	13,282	10,060	5,287	754	4,638	5,721	1,453	1,564	842,333	354,200	23
11,761	31,384	58,749	16,505	21,923	471,591	449,067	275,522	13,563	359,155	430,577	14,648	20,732	862,873	1,120,295	24
1,975	4,255	7,203	2,743	3,024	35,768	28,299	13,754	2,109	19,605	15,197	2,818	3,256	141,156	145,755	25
1,093	2,665	8,800	1,423	3,744	29,174	53,828	13,658	1,133	17,639	20,243	1,368	3,684	182,815	272,644	26
6,832	15,156	34,135	8,966	13,884	158,027	176,967	77,514	7,446	105,531	97,843	8,559	13,783	635,645	820,851	27
705	2,487	3,810	790	1,209	10,535	8,806	4,732	565	4,454	3,049	843	1,255	34,028	46,802	28
91,393	166,059	291,400	136,377	161,494	1,777,802	1,279,738	655,580	103,595	871,566	613,233	137,431	183,300	5,763,965	5,696,138	29
55,615	113,999	204,038	77,052	97,742	1,438,999	1,034,118	557,404	64,606	711,063	533,902	75,209	105,184	4,017,557	3,715,940	30
509	959	1,039	831	634	11,754	5,966	3,213	549	5,434	3,881	851	670	46,145	26,585	31
40,171	78,214	121,903	52,408	60,534	389,824	264,920	109,480	46,761	342,275	193,100	54,305	66,886	1,606,704	1,958,261	32
913	1,660	18,327	1,351	9,035	20,815	42,559	6,457	1,285	24,957	13,990	1,419	10,380	43,406	243,946	33
275	512	1,173	361	517	3,214	2,211	989	283	1,932	1,255	303	621	11,708	18,590	34
302	420	671	402	325	5,270	3,254	1,455	291	1,547	743	391	363	17,997	13,242	35
1,377	3,177	5,370	2,585	2,548	160,387	119,614	51,443	1,246	11,375	10,384	1,861	2,254	112,304	96,848	36
1,386	2,193	2,123	2,624	1,646	33,562	10,093	11,625	1,927	17,042	15,465	2,489	1,880	1,438,660	449,980	37
5,541	15,664	23,944	8,949	8,833	617,228	428,254	302,679	6,053	175,892	188,658	6,690	8,075	303,093	302,630	38
1,831	3,638	10,250	2,696	5,088	42,451	36,306	14,053	2,415	44,813	30,214	2,593	5,349	101,488	172,629	39
142	296	938	214	453	9,310	10,412	4,302	160	2,325	2,538	207	452	54,830	45,250	40
2,242	4,867	14,174	3,286	6,356	91,334	85,305	35,039	2,952	75,196	68,047	3,007	6,390	244,911	319,547	41
926	2,399	4,126	1,345	1,773	53,850	25,224	16,669	684	8,275	5,627	1,093	1,864	36,311	68,432	42
106,105	244,541	395,076	153,819	171,509	2,329,602	1,565,998	764,151	127,868	683,165	334,906	168,072	210,340	5,477,502	5,724,873	43
73,057	189,389	278,082	98,925	104,589	1,884,263	1,197,905	639,001	93,410	547,079	283,037	113,185	131,678	4,033,699	3,778,751	44
740	4,171	4,032	819	855	23,837	6,276	8,233	611	7,360	3,551	830	1,172	33,701	35,017	45
56,268	136,564	178,384	75,710	72,678	763,144	388,900	197,787	78,533	371,167	140,902	92,896	100,474	2,348,181	2,339,250	46
309	691	1,105	381	436	5,443	3,804	1,084	308	2,030	1,262	414	446	19,071	14,815	47
217	424	1,641	282	707	3,544	5,842	1,340	201	991	455	266	883	7,445	22,925	48
106	211	318	143	217	8,219	6,391	1,604	36	222	66	124	232	5,241	6,816	49
4,554	11,596	20,402	6,632	7,217	281,418	211,625	88,909	3,990	25,386	13,342	5,786	6,712	260,967	255,885	50
1,074	2,014	2,646	1,784	1.448	32,516	12,154	9,708	1,250	8,795	6,756	1,754	1,608	801,846	268,205	51
5,984	21,730	41,106	8,443	10,798	610,231	421,024	277,269	4,963	91,215	87,455	6,651	9,924	283,505	385,522	52
1,055	3,476	5,902	1,265	2,177	35,454	22,260	10,446	974	9,222	4,775	1,197	2,171	48,742	77,444	53
169	504	1,639	234	642	7,952	10,289	2,516	174	3,531	2,439	229	630	40,181	47,409	54
1,941	6,150	16,946	2,423	5,865	82,059	85,688	30,637	1,901	23,585	20,268	2,320	5,889	153,541	273,650	55
640	1,858	3,961	809	1,549	30,446	23,652	9,468	469	3,575	1,766	718	1,537	31,278	51,813	56
61,628	129,635	285,296	105,548	130,065	1,490,946	1,171,993	618,891	64,159	423,850	299,446	113,745	153,105	4,658,481	5,425,101	57
35,968	84,438	201,874	57,743	78,414	1,129,882	888,068	487,626	41,985	326,254	243,279	67,277	95,540	3,184,076	3,663,175	58
1,448	3,981	5,901	2,865	2,549	82,973	38,694	28,892	1,441	15,156	8,279	3,164	2,993	153,400	124,798	59
17,512	43,102	116,328	28,149	42,589	288,595	236,387	87,972	25,760	166,405	83,033	41,537	61,070	1,243,103	1,733,852	60
181	366	797	256	250	2,810	2,685	565	180	840	215	246	275	7,490	9,465	61
261	502	1,577	291	592	3,095	5,606	1,362	196	1,164	465	300	602	10,295	23,380	62
492	878	3,144	703	1,586	11,264	14,241	4,217	369	1,934	1,895	688	1,616	32,540	57,725	63
4,628	8,934	13,250	7,490	6,543	192,312	137,511	74,584	3,515	19,082	17,304	6,236	5,956	295,863	292,243	64
2,034	3,461	6,155	4,237	3,862	60,170	37,222	27,870	2,222	12,546	13,246	3,472	3,340	866,594	425,201	65
6,839	16,514	33,869	10,248	12,336	400,572	312,149	226,653	5,970	83,142	96,542	8,420	11,560	376,794	549,126	66
628	1,825	3,569	872	1,311	23,149	13,628	7,539	631	9,028	6,593	767	1,292	31,447	48,539	67
327	666	3,540	463	1,502	8,895	19,970	4,503	323	2,581	2,482	448	1,472	53,819	114,790	68
1,217	3,013	11,440	1,636	4,558	43,566	61,057	18,951	1,133	13,006	12,252	1,504	4,572	94,190	255,374	69
401	1,196	2,304	533	736	12,481	8,918	4,518	245	1,370	973	495	792	18,541	28,682	70
64,648	147,110	234,315	87,405	92,109	1,849,207	1,285,159	604,857	54,961	407,409	208,765	89,636	107,041	3,530,096	3,687,407	71
37,968	100,792	166,862	44,856	51,878	1,432,465	1,012,660	491,410	33,329	275,477	151,697	48,650	61,201	2,258,831	2,303,441	72
2,895	8,306	13,892	3,859	4,018	187,245	144,439	60,471	1,990	11,644	3,831	3,591	3,988	154,039	200,684	73
22,330	55,406	83,802	25,227	27,847	359,741	231,327	96,527	23,141	158,555	68,498	31,144	36,891	994,288	1,077,994	74
2,778	8,812	18,617	2,935	4,679	54,851	41,447	15,774	2,219	18,147	8,315	3,126	5,226	159,118	283,595	75
316	593	1.478	321	591	2,905	4,360	730	201	1,040	357	410	731	15,935	28,745	76
1,194	1,515	2,308	937	1,143	9,792	6,427	2,091	331	1,529	655	1,061	1,688	28,476	44,834	77
2,049	4,232	7,495	3,236	3,137	181,896	138,932	53,882	1,234	5,969	3,284	2,433	2,697	106,226	109,109	78
572	1,057	950	927	512	19,569	4,833	5,889	471	2,981	1,396	908	618	505,062	132,745	79
4,235	15,930	25,202	5,639	5,949	540,180	369,946	229,939	2,540	57,980	52,291	4,289	5,333	182,289	227,106	80
857	2,412	7,103	881	2,114	23,291	24,526	6,281	706	10,126	7,557	867	2,223	39,636	91,641	81
43	116	531	49	155	2,820	4,548	877	27	235	90	48	170	9,270	16,184	82
459	1,543	4,422	537	1,287	37,200	32,723	14,860	344	6,149	5,002	491	1,222	53,689	76,096	83
240	870	1,062	308	446	12,975	9,152	4,089	125	1,122	421	282	414	10,803	14,708	84

412006 O - 57 - 87

Table 5.—WORKERS ON FARMS, EXPENDITURES FOR FEED, HORSES AND MULES, CATTLE, HOGS,

[Data are based on reports

	Region, State, and type of farm	Family and/or hired workers, 1954				Family workers (operator and/or unpaid members of his family), 1954					Hired workers, 1954				Expenditures for feed for livestock and poultry (dollars)	
		Farms reporting any	Percent of all farms reporting	Number of persons working	Percent distribution	Farms reporting any	Number of persons working	Operators working 1 or more hours	Unpaid members of operator's family working 15 or more hours: Farms reporting	Unpaid members of operator's family working 15 or more hours: Number of persons working	Farms reporting any	Percent of all farms reporting	Number of persons working	Percent distribution	1954	1949
	WEST SOUTH CENTRAL —Continued															
1	Oklahoma....	109,377	91.7	227,366	100.0	108,123	164,798	105,720	39,881	59,078	15,106	12.7	62,568	100.0	77,074,232	55,392,623
2	Commercial.....	69,921	94.5	172,771	76.0	68,832	113,038	67,670	29,679	45,368	13,798	18.6	59,733	95.5	66,333,448	47,813,977
3	Cash-grain.....	18,799	92.5	35,482	15.6	18,455	27,890	18,117	6,915	9,773	3,335	16.4	7,592	12.1	9,893,394	7,814,609
4	Cotton.....	9,309	95.2	43,516	19.1	9,186	16,358	9,050	4,203	7,308	2,872	29.4	27,158	43.4	2,132,208	2,726,790
5	Other field-crop..	1,259	95.8	4,780	2.1	1,254	2,430	1,223	646	1,207	306	23.3	2,350	3.8	302,915	509,485
6	Vegetable.....	233	95.9	666	0.3	226	431	216	120	215	58	23.9	235	0.4	62,635	64,898
7	Fruit-and-nut.....	197	92.1	431	0.2	196	321	190	78	131	24	11.2	110	0.2	71,205	64,785
8	Dairy.....	6,971	97.7	16,080	7.1	6,911	13,803	6,784	4,317	7,019	999	14.0	2,277	3.6	12,479,174	9,558,161
9	Poultry.....	1,489	95.8	2,667	1.2	1,487	2,317	1,461	674	856	161	10.4	350	0.6	6,179,143	2,441,782
10	Other livestock...	21,009	94.0	39,343	17.3	20,601	30,963	20,256	7,528	10,707	3,817	17.1	8,380	13.4	28,997,916	17,989,941
11	General crop.....	3,093	93.7	11,031	4.9	3,017	5,097	2,975	1,297	2,122	927	28.1	5,934	9.5	1,010,178	819,720
12	General livestock.	1,121	97.4	2,139	0.9	1,111	2,005	1,100	627	905	58	5.0	134	0.2	1,027,160	1,619,377
13	Crop and livestock	6,247	97.0	15,795	6.9	6,194	11,102	6,109	3,162	4,993	1,141	17.7	4,693	7.5	4,158,088	4,161,854
14	Miscellaneous.....	194	90.2	841	0.4	194	321	189	112	132	100	46.5	520	0.8	19,432	42,575
15	Texas.....	263,110	89.8	723,539	100.0	256,978	378,015	250,918	86,440	127,097	59,755	20.4	345,524	100.0	220,692,515	152,003,888
16	Commercial.....	172,061	94.3	594,835	82.2	166,947	260,538	164,209	63,328	96,329	54,509	29.9	334,297	96.7	199,821,213	137,868,449
17	Cash-grain.....	13,106	90.9	33,455	4.6	12,611	17,884	12,415	3,766	5,469	5,006	34.7	15,571	4.5	6,447,178	6,337,234
18	Cotton.....	73,974	94.3	359,272	49.7	72,167	116,765	71,072	27,338	45,693	26,406	33.7	242,507	70.2	17,423,997	20,274,369
19	Other field-crop..	3,255	95.0	7,370	1.0	3,223	5,086	3,188	1,277	1,898	497	14.5	2,284	0.7	673,313	1,572,584
20	Vegetable.....	1,986	93.4	9,944	1.4	1,923	2,890	1,903	654	987	588	27.7	7,054	2.0	404,510	405,985
21	Fruit-and-nut.....	589	85.5	1,410	0.2	518	669	508	111	161	253	36.7	741	0.2	192,050	236,215
22	Dairy.....	8,213	98.0	22,065	3.0	7,998	15,025	7,899	4,691	7,126	3,011	35.9	7,040	2.0	43,978,644	34,125,457
23	Poultry.....	8,425	94.2	16,704	2.3	8,326	13,755	8,115	4,410	5,640	1,180	13.2	2,949	0.9	45,012,470	18,269,505
24	Other livestock...	45,237	94.1	94,276	13.0	43,231	60,489	42,380	13,429	18,109	13,105	27.3	33,787	9.8	75,397,678	46,387,615
25	General crop.....	5,541	95.3	19,021	2.6	5,415	8,324	5,322	1,962	3,002	1,903	32.7	10,697	3.1	1,828,157	1,351,163
26	General livestock.	1,430	96.9	2,892	0.4	1,417	2,548	1,411	793	1,137	147	10.0	344	0.1	1,681,248	1,930,749
27	Crop and livestock	9,128	97.8	23,891	3.3	9,035	15,540	8,924	4,523	6,616	1,829	19.6	8,351	2.4	6,449,974	6,573,964
28	Miscellaneous.....	1,177	89.0	4,535	0.6	1,083	1,563	1,072	374	491	584	44.1	2,972	0.9	331,994	403,609
	MOUNTAIN															
29	Montana.....	30,263	91.8	63,788	100.0	29,694	46,899	28,987	12,051	17,912	8,059	24.5	16,889	100.0	17,223,598	19,912,721
30	Commercial.....	26,859	93.7	58,541	91.8	26,310	41,964	25,746	10,861	16,218	7,957	27.7	16,577	98.2	16,321,987	19,055,817
31	Cash-grain.....	11,138	90.4	21,163	33.2	10,891	15,840	10,671	3,529	5,169	3,283	26.6	5,323	31.5	2,290,324	1,862,118
32	Other field-crop..	731	97.3	2,823	4.4	720	1,419	710	403	709	355	47.3	1,404	8.3	259,091	386,270
33	Vegetable.....	45	100.0	230	0.4	45	75	45	15	30	10	22.2	155	0.9	2,575	9,425
34	Fruit-and-nut.....	100	58.8	195	0.3	100	155	100	45	55	10	5.9	40	0.2	7,740	11,405
35	Dairy.....	1,620	96.4	3,741	5.9	1,614	3,231	1,583	1,054	1,648	313	18.6	510	3.0	1,641,210	1,668,157
36	Poultry.....	319	94.1	565	0.9	319	528	314	180	214	27	8.0	37	0.2	506,644	597,081
37	Other livestock...	10,316	96.7	24,058	37.7	10,068	16,175	9,816	4,321	6,359	3,385	31.7	7,883	46.7	10,599,885	13,262,260
38	General crop.....	685	92.6	1,499	2.3	667	1,027	653	262	374	181	24.5	472	2.8	159,818	156,476
39	General livestock.	331	98.5	627	1.0	326	591	324	175	267	29	8.6	36	0.2	123,923	274,621
40	Crop and livestock	1,410	97.7	3,354	5.3	1,397	2,664	1,372	808	1,292	344	23.8	690	4.1	698,584	806,455
41	Miscellaneous.....	164	89.1	286	0.4	163	259	158	69	101	20	10.9	27	0.2	32,193	21,549
42	Idaho.....	36,365	93.7	86,781	100.0	35,928	57,808	34,967	14,823	22,841	8,028	20.7	28,973	100.0	26,724,171	24,749,164
43	Commercial.....	29,972	95.8	78,115	90.0	29,562	49,363	28,926	13,016	20,437	7,892	25.2	28,752	99.2	25,423,939	23,384,127
44	Cash-grain.....	7,285	93.7	16,073	18.5	7,139	11,366	6,978	2,864	4,388	2,119	27.3	4,707	16.2	2,135,426	1,582,810
45	Other field-crop..	3,896	97.2	15,821	18.2	3,831	6,791	3,725	1,723	3,066	1,463	36.5	9,030	31.2	1,758,573	1,593,417
46	Vegetable.....	154	100.0	632	0.7	144	185	138	37	47	48	31.2	447	1.5	25,804	27,060
47	Fruit-and-nut.....	357	93.5	2,877	3.3	347	467	342	110	125	201	52.6	2,410	8.3	90,470	66,085
48	Dairy.....	6,485	98.0	12,399	14.3	6,449	10,768	6,324	3,052	4,444	707	10.7	1,631	5.6	5,063,719	4,094,480
49	Poultry.....	500	98.0	920	1.1	500	790	495	220	295	40	7.8	130	0.4	2,187,130	1,523,495
50	Other livestock...	4,591	94.0	11,323	13.0	4,491	7,224	4,389	1,843	2,835	1,526	31.3	4,099	14.1	10,516,289	10,548,172
51	General crop.....	2,425	96.5	7,322	8.4	2,404	3,994	2,357	1,033	1,637	832	33.1	3,328	11.5	821,863	743,132
52	General livestock.	476	95.8	1,016	1.2	476	863	466	242	397	64	12.9	153	0.5	471,409	710,040
53	Crop and livestock	3,457	96.9	9,093	10.5	3,435	6,371	3,387	1,726	2,984	829	23.2	2,722	9.4	2,298,811	2,260,960
54	Miscellaneous.....	346	93.0	639	0.7	346	544	325	166	219	63	16.9	95	0.3	54,445	234,476
55	Wyoming.....	10,706	94.3	25,276	100.0	10,469	17,219	10,255	4,488	6,964	2,688	23.7	8,057	100.0	14,875,948	16,116,837
56	Commercial.....	9,284	96.4	23,133	91.5	9,057	15,192	8,905	4,031	6,287	2,636	27.4	7,941	98.6	14,360,241	15,609,077
57	Cash-grain.....	1,068	90.3	2,025	8.0	1,059	1,693	1,049	441	644	157	13.3	332	4.1	339,332	576,230
58	Other field-crop..	418	97.7	1,560	6.2	408	711	408	194	303	167	39.0	849	10.5	196,555	104,875
59	Vegetable.....	2	100.0	8	(Z)	2	2	2	...	...	2	100.0	6	0.1	4,000	635
60	Fruit-and-nut.....	...	...	...	...	...	...	...	...	...	...	...	...	...	...	...
61	Dairy.....	746	96.8	1,696	6.7	740	1,518	720	504	798	99	12.8	178	2.2	858,591	950,940
62	Poultry.....	99	90.8	153	0.6	94	123	84	32	39	15	13.8	30	0.4	55,445	379,665
63	Other livestock...	5,756	97.7	14,745	58.3	5,594	9,088	5,497	2,303	3,591	1,896	32.2	5,657	70.2	12,392,663	12,885,922
64	General crop.....	561	92.0	1,583	6.3	540	937	534	238	403	165	27.0	646	8.0	206,900	97,867
65	General livestock.	75	100.0	156	0.6	74	144	74	50	70	5	6.7	12	0.1	61,245	108,300
66	Crop and livestock	499	100.0	1,105	4.4	487	891	478	248	413	113	22.6	214	2.7	214,275	466,068
67	Miscellaneous.....	60	90.9	102	0.4	59	85	59	21	26	17	25.8	17	0.2	31,235	38,575
68	Colorado....	37,235	91.5	96,043	100.0	36,717	59,726	35,937	15,360	23,789	9,614	23.6	36,317	100.0	64,543,757	43,447,610
69	Commercial.....	29,946	94.8	85,533	89.1	29,479	49,899	28,975	13,371	20,924	9,280	29.4	35,634	98.1	62,447,890	41,554,461
70	Cash-grain.....	5,166	89.5	11,557	12.0	5,086	8,158	5,007	2,007	3,151	1,259	21.8	3,399	9.4	1,982,224	2,842,272
71	Other field-crop..	1,912	97.8	13,822	14.4	1,899	3,169	1,878	807	1,291	1,057	54.1	10,653	29.3	773,733	787,774
72	Vegetable.....	605	97.6	3,251	3.4	600	1,349	600	348	749	364	58.7	1,902	5.2	58,635	140,340
73	Fruit-and-nut.....	855	80.7	3,615	3.8	849	1,220	849	276	371	334	31.5	2,395	6.6	220,415	152,850
74	Dairy.....	3,383	97.3	8,114	8.4	3,361	6,639	3,314	2,021	3,325	689	19.8	1,475	4.1	8,262,552	3,715,854
75	Poultry.....	746	93.7	1,515	1.6	746	1,315	731	425	584	112	14.1	200	0.6	4,032,646	4,226,844
76	Other livestock...	12,426	97.0	30,984	32.3	12,146	20,149	11,884	5,379	8,265	4,091	31.9	10,835	29.8	44,184,124	26,658,970
77	General crop.....	2,248	91.7	5,185	5.4	2,214	3,364	2,177	803	1,187	639	26.1	1,821	5.0	716,015	556,410
78	General livestock.	365	97.3	714	0.7	365	673	355	202	318	26	6.9	41	0.1	307,391	451,625
79	Crop and livestock	1,964	98.4	5,195	5.4	1,959	3,498	1,932	1,016	1,566	517	25.9	1,697	4.7	1,857,279	1,759,563
80	Miscellaneous.....	276	96.5	1,581	1.6	254	365	248	87	117	192	67.1	1,216	3.3	52,876	261,959
81	New Mexico..	18,680	89.0	64,877	100.0	18,113	29,334	17,423	7,453	11,911	5,648	26.9	35,543	100.0	22,100,234	13,376,892
82	Commercial.....	11,452	95.4	52,802	81.4	10,953	18,365	10,578	4,748	7,787	4,987	41.5	34,437	96.9	20,991,728	12,671,093
83	Cash-grain.....	702	93.6	1,734	2.7	684	1,162	665	283	497	213	28.4	572	1.6	235,113	579,248
84	Cotton.....	2,608	95.4	26,523	40.9	2,473	3,855	2,365	898	1,490	1,907	69.8	22,668	63.8	1,421,451	998,040
85	Other field-crop..	290	96.7	2,746	4.2	290	586	290	166	296	156	52.0	2,160	6.1	111,170	78,248
86	Vegetable.....	123	100.0	1,113	1.7	118	170	118	37	52	78	63.4	943	2.7	10,065	12,860
87	Fruit-and-nut.....	426	85.0	1,616	2.5	421	838	411	241	427	156	31.1	778	2.2	99,960	39,370
88	Dairy.....	779	99.4	2,268	3.5	769	1,505	730	466	775	285	36.4	763	2.1	3,167,864	2,047,881
89	Poultry.....	216	91.5	481	0.7	210	347	195	114	152	50	21.2	134	0.4	860,093	383,070
90	Other livestock...	5,422	95.7	13,654	21.0	5,117	8,426	4,958	2,129	3,468	1,872	33.0	5,228	14.7	14,341,474	7,905,014
91	General crop.....	523	96.3	1,699	2.6	512	853	492	234	361	148	27.3	846	2.4	482,017	166,460
92	General livestock.	50	100.0	101	0.2	50	82	50	29	32	14	28.0	19	0.1	52,174	31,745
93	Crop and livestock	268	98.2	743	1.1	265	483	260	139	223	86	31.5	260	0.7	171,756	424,167
94	Miscellaneous.....	45	90.0	124	0.2	44	58	44	12	14	22	44.0	66	0.2	38,591	4,990

(Z) 0.05 percent or less.

AND CHICKENS, BY TYPE OF FARM, BY REGIONS AND STATES: CENSUSES OF 1954 AND 1950—Continued

for only a sample of farms. See text]

Horses and mules on farms			Cattle and calves					Hogs and pigs, 1954			Chickens on hand, 4 months old and over				
Farms reporting, 1954	Number		On hand				Number sold, 1954	Farms reporting	Number on hand	Number sold	Farms reporting		Number		
			Farms reporting		Number										
	1954	1950	1954	1950	1954	1950					1954	1950	1954	1950	
47,504	108,689	234,875	108,301	123,536	3,351,437	2,649,974	1,639,335	43,851	417,863	402,641	91,764	121,201	5,879,480	7,474,349	1
30,308	72,976	162,784	67,737	84,678	2,918,321	2,370,607	1,489,896	27,887	338,094	346,134	56,262	79,918	4,538,463	5,823,082	2
4,924	8,553	16,579	17,236	16,561	546,455	406,223	225,688	4,556	44,996	37,060	14,182	15,411	1,228,718	1,232,495	3
3,135	7,039	22,016	8,486	13,789	156,886	169,113	53,298	4,274	31,367	22,543	7,687	13,648	422,539	760,725	4
751	1,797	6,577	1,164	2,946	23,091	32,343	6,912	736	5,630	3,130	1,135	2,891	56,415	147,575	5
102	204	850	182	378	4,076	4,373	1,459	86	451	815	195	373	7,800	15,872	6
111	260	705	176	325	3,173	5,130	1,503	103	961	545	158	325	6,963	16,630	7
3,045	5,699	13,381	7,130	8,389	262,006	227,913	96,096	2,800	23,269	21,357	5,768	7,601	405,794	509,906	8
476	947	2,077	1,243	1,711	23,535	20,375	9,326	412	4,123	3,192	1,305	1,886	429,597	301,505	9
13,629	39,640	70,782	21,689	23,778	1,558,692	1,151,279	947,008	9,740	165,746	196,423	16,366	21,518	1,047,544	1,398,704	10
936	1,817	5,622	2,880	3,400	76,205	59,789	27,531	1,321	13,018	10,572	2,434	3,178	173,140	203,277	11
443	975	5,588	1,136	3,017	32,420	62,392	14,617	574	5,856	6,833	1,121	2,992	173,512	351,452	12
2,687	5,555	17,927	6,327	10,281	230,462	230,647	106,305	3,267	42,540	43,524	5,837	9,957	584,541	880,929	13
69	490	680	88	103	1,320	1,030	153	18	137	140	74	138	1,900	4,012	14
114,196	301,604	524,094	243,396	271,688	8,268,112	8,011,408	3,942,939	108,297	930,314	801,848	212,845	268,905	15,214,631	17,067,655	15
72,119	224,911	415,012	151,984	193,788	7,363,393	7,435,667	3,653,833	72,102	756,142	696,805	129,400	185,274	11,863,566	13,812,619	16
4,559	11,321	20,319	11,023	13,805	554,703	501,814	216,322	3,708	37,187	27,136	8,920	12,438	674,443	930,623	17
20,923	46,246	120,033	57,769	84,687	993,735	1,073,632	368,534	33,974	237,329	157,931	56,930	89,106	3,704,403	5,749,065	18
1,208	2,400	9,501	2,913	6,792	51,284	92,493	15,144	1,631	13,312	10,445	2,699	6,724	138,864	373,455	19
1,002	2,359	4,771	1,512	2,145	33,797	22,806	12,284	800	5,474	4,105	1,352	2,228	56,178	74,821	20
256	458	1,282	357	736	8,665	10,240	3,085	143	813	543	374	858	26,842	42,903	21
3,645	7,211	14,983	8,378	9,629	519,947	465,067	180,897	2,254	16,331	13,436	5,811	8,025	439,896	524,635	22
3,239	6,006	9,092	7,388	6,766	138,836	96,182	55,013	3,496	25,618	21,958	7,146	7,180	2,712,420	1,473,177	23
29,878	131,244	190,272	46,188	46,237	4,585,531	4,638,387	2,584,351	16,527	317,967	372,666	31,195	36,470	2,202,888	2,362,096	24
1,992	4,530	8,656	5,105	5,255	125,660	101,667	56,595	2,605	24,802	19,205	4,469	4,982	339,866	326,571	25
577	1,261	4,688	1,445	2,749	37,157	58,970	16,176	843	9,835	9,677	1,412	2,769	298,818	411,324	26
4,295	9,563	26,128	9,178	14,110	292,611	355,973	137,503	5,843	65,248	58,283	8,467	13,597	1,244,470	1,507,896	27
545	2,312	5,287	728	877	21,467	18,436	7,929	278	2,226	1,420	625	897	24,478	36,053	28
18,371	94,251	140,601	26,821	28,078	2,626,279	1,761,700	1,113,957	9,994	129,677	106,168	22,916	25,480	1,570,949	1,389,312	29
16,747	88,849	128,732	23,619	24,856	2,587,617	1,729,492	1,103,574	9,201	122,220	100,672	20,176	22,493	1,439,022	1,271,570	30
4,991	16,136	15,858	8,269	6,749	476,408	193,240	171,580	3,268	36,597	23,925	7,783	6,747	548,389	360,062	31
347	743	982	643	693	28,957	15,171	10,049	364	4,079	2,693	583	653	38,389	42,254	32
20	40	50	20	35	200	785	15	...	...	...	35	40	1,400	1,435	33
20	25	45	30	45	225	215	100	10	40	...	40	65	730	3,400	34
804	2,568	4,646	1,681	1,811	66,879	55,396	19,084	591	7,146	5,610	1,367	1,504	101,313	86,105	35
97	276	288	258	199	4,629	2,068	1,271	88	427	314	317	289	91,585	70,695	36
8,799	63,132	95,900	10,336	12,343	1,861,087	1,360,267	849,649	3,632	57,541	54,008	7,934	10,482	460,715	526,820	37
333	1,200	2,591	538	647	25,105	18,404	7,656	199	2,927	1,960	467	542	28,360	29,651	38
218	615	1,804	326	561	15,601	14,801	5,131	174	1,841	1,853	287	551	35,859	46,334	39
1,023	3,670	5,429	1,400	1,660	104,525	67,017	37,706	846	11,437	10,117	1,273	1,504	127,476	101,304	40
95	444	1,139	118	113	4,001	2,128	1,333	29	185	192	90	116	4,806	3,510	41
16,752	56,993	92,433	33,351	34,152	1,325,682	970,189	501,891	9,616	118,690	111,519	23,409	28,080	1,803,287	1,525,405	42
14,645	50,598	83,784	27,342	28,469	1,275,736	926,543	490,599	8,260	112,798	107,280	19,044	22,959	1,625,246	1,349,038	43
3,029	8,322	11,922	5,672	5,469	156,414	102,164	42,439	1,811	16,311	13,879	4,276	4,538	236,598	210,850	44
1,683	3,618	7,371	3,463	3,811	105,251	62,479	31,510	1,030	11,737	6,323	2,211	2,828	123,308	136,631	45
42	77	230	109	95	2,401	885	307	32	257	127	78	105	2,628	2,695	46
106	277	210	222	166	3,419	1,910	1,244	40	240	80	171	210	7,236	5,830	47
2,717	6,711	11,628	6,615	6,226	202,800	149,603	53,636	1,584	13,695	12,288	4,337	4,986	258,305	242,700	48
95	190	337	320	361	3,870	3,272	885	55	235	420	460	471	458,740	165,035	49
3,651	22,206	33,576	4,607	5,239	568,348	443,308	284,491	1,667	38,562	42,983	2,904	3,906	157,007	201,459	50
926	2,503	5,359	2,119	2,405	66,880	41,437	16,718	456	4,599	4,249	1,507	1,981	79,415	92,315	51
276	919	2,805	456	897	16,819	23,312	5,815	221	3,887	4,435	393	786	79,278	103,545	52
1,906	5,225	9,673	3,485	3,624	144,895	96,224	52,856	1,296	23,082	22,426	2,480	2,956	215,459	181,474	53
214	550	673	274	176	4,639	1,949	698	68	193	70	227	192	7,272	6,504	54
7,853	53,275	84,129	10,059	10,703	1,240,900	1,030,501	604,300	2,841	34,498	30,550	7,992	9,417	514,724	548,736	55
6,921	49,442	73,503	8,740	9,365	1,215,779	998,799	597,589	2,548	33,155	29,851	6,846	8,137	461,368	485,061	56
504	1,239	3,879	889	1,487	34,561	42,245	11,430	306	3,230	2,606	814	1,491	60,121	99,358	57
135	280	300	367	236	13,388	5,791	4,322	157	1,407	1,006	315	215	19,716	13,345	58
1	2	10	1	5	180	30	65	...	...	...	1	5	100	375	59
...	...	...	...	...	...	...	...	...	...	...	...	...	...	...	60
558	1,801	3,437	771	812	30,533	27,894	8,703	262	4,094	3,096	582	622	42,675	33,650	61
48	146	205	43	87	430	1,602	158	20	115	125	97	95	12,822	17,475	62
4,991	43,004	59,552	5,636	5,410	1,091,425	879,274	555,409	1,409	19,503	17,891	4,140	4,452	246,848	229,156	63
314	1,219	2,647	456	339	14,365	11,861	5,258	172	2,212	2,718	402	293	27,060	15,664	64
42	200	814	75	191	3,530	5,415	1,129	18	264	137	72	201	11,078	22,290	65
298	1,115	2,324	473	763	26,500	24,117	10,749	187	2,247	2,226	405	738	39,884	52,848	66
30	436	335	29	35	867	570	366	17	83	46	18	25	1,064	900	67
17,957	72,554	117,690	31,596	34,977	2,100,366	1,812,678	1,443,914	11,091	203,092	248,287	27,149	35,159	2,247,116	2,647,591	68
14,866	61,605	104,946	25,791	29,661	2,046,470	1,771,650	1,427,594	9,222	191,373	238,443	21,162	28,649	1,941,373	2,359,550	69
1,596	3,876	12,237	3,853	6,698	122,304	195,154	50,503	1,381	14,947	13,400	3,569	6,646	333,603	516,671	70
572	1,211	2,621	1,391	1,493	38,319	26,289	13,193	465	7,746	8,262	1,232	1,418	71,594	87,420	71
73	202	790	129	312	1,869	2,714	751	79	413	140	243	643	13,538	24,675	72
268	691	640	458	401	7,161	2,182	1,931	218	2,444	2,465	551	561	20,328	22,305	73
1,481	3,526	6,556	3,472	3,080	146,824	105,288	56,353	865	7,035	8,290	2,648	2,655	207,255	173,508	74
230	395	901	453	611	11,208	8,556	6,284	146	2,876	2,932	664	1,019	305,967	384,466	75
8,662	45,034	65,882	11,971	11,510	1,573,705	1,273,160	1,226,721	4,336	133,810	178,658	8,622	10,139	649,199	665,950	76
781	2,369	5,178	1,750	1,654	38,610	35,287	13,423	689	8,739	8,193	1,607	1,773	111,772	117,402	77
195	589	1,848	359	767	12,920	18,473	5,059	180	2,122	2,815	344	732	55,616	89,150	78
965	3,037	7,555	1,925	3,047	91,809	102,054	52,393	846	11,173	13,202	1,641	2,937	170,800	273,528	79
43	675	738	30	88	1,741	2,493	983	17	68	86	41	126	1,701	4,475	80
10,968	64,967	80,962	14,766	16,304	1,163,902	1,135,318	553,126	5,929	47,890	51,078	12,608	16,315	743,224	786,770	81
6,649	33,132	47,468	9,693	11,278	1,103,382	1,078,070	536,021	3,604	39,787	46,731	7,415	10,391	570,719	609,089	82
298	727	2,657	579	1,911	20,451	42,196	5,809	281	2,101	1,949	501	1,898	30,656	124,930	83
775	1,768	1,934	1,646	1,667	53,621	26,482	23,423	731	6,535	3,436	1,530	1,850	69,549	74,232	84
40	77	516	275	347	3,774	3,496	1,069	115	1,091	666	218	372	12,129	22,475	85
56	92	228	36	77	290	1,038	84	56	92	5	66	86	1,805	2,615	86
116	262	374	231	123	1,719	995	364	163	1,052	500	255	192	23,789	6,005	87
318	629	1,232	779	656	37,177	30,764	11,419	363	1,992	1,382	609	579	43,224	36,277	88
34	99	196	109	121	2,841	1,446	558	59	445	247	216	216	167,906	77,275	89
4,601	28,211	37,514	5,284	5,201	962,608	937,973	485,463	1,434	22,987	34,976	3,349	4,016	175,737	170,060	90
211	432	1,172	433	540	7,628	10,107	2,471	223	1,438	1,848	408	559	16,919	37,870	91
21	69	160	49	65	1,423	1,075	536	31	163	139	44	75	8,452	10,400	92
154	455	1,344	263	547	11,097	21,258	4,690	143	1,876	1,553	206	522	20,322	45,655	93
25	311	141	9	23	753	1,240	135	5	15	30	13	26	231	1,295	94

Table 5.—WORKERS ON FARMS, EXPENDITURES FOR FEED, HORSES AND MULES, CATTLE, HOGS,

[Data are based on reports

	Region, State, and type of farm	Family and/or hired workers, 1954				Family workers (operator and/or unpaid members of his family), 1954					Hired workers, 1954				Expenditures for feed for livestock and poultry (dollars)	
		Farms reporting any	Percent of all farms reporting	Number of persons working	Percent distribution	Farms reporting any	Number of persons working	Operators working 1 or more hours	Unpaid members of operator's family working 15 or more hours: Farms reporting	Unpaid members of operator's family working 15 or more hours: Number of persons working	Farms reporting any	Percent of all farms reporting	Number of persons working	Percent distribution	1954	1949
	MOUNTAIN—Continued															
1	Arizona.....	8,583	92.4	59,632	100.0	8,137	11,970	7,896	2,794	4,074	3,734	40.2	47,662	100.0	21,137,775	10,130,439
2	Commercial.....	5,982	96.2	55,448	93.0	5,576	8,452	5,457	1,970	2,995	3,464	55.7	46,996	98.6	20,029,024	9,347,621
3	Cash-grain.....	200	90.5	763	1.3	188	295	184	69	111	109	49.3	468	1.0	25,685	119,762
4	Cotton.....	2,185	96.3	36,773	61.7	2,034	2,823	2,000	517	823	1,588	70.0	33,950	71.2	2,083,724	309,459
5	Other field-crop..	5	100.0	5	(Z)	5	5	5	...	...	...	...	...	...	3,250	10,515
6	Vegetable.....	163	90.1	5,491	9.2	148	266	146	57	120	127	70.2	5,225	11.0	93,774	158,997
7	Fruit-and-nut.....	240	90.6	590	1.0	192	229	192	37	37	120	45.3	361	0.8	36,789	28,870
8	Dairy.....	564	100.0	1,748	2.9	546	931	515	280	416	294	52.1	817	1.7	4,644,622	2,039,403
9	Poultry.....	383	95.0	752	1.3	368	640	368	217	272	78	19.4	112	0.2	1,966,480	1,478,334
10	Other livestock...	1,816	97.3	6,150	10.3	1,687	2,560	1,644	636	916	886	47.5	3,590	7.5	10,361,376	4,802,587
11	General crop.....	267	96.0	1,912	3.2	261	384	256	80	128	164	59.0	1,528	3.2	112,559	124,858
12	General livestock.	10	100.0	35	0.1	10	30	10	10	20	5	50.0	5	(Z)	66,175	103,955
13	Crop and livestock	72	100.0	791	1.3	70	157	70	32	87	41	56.9	634	1.3	627,675	123,221
14	Miscellaneous.....	77	93.9	438	0.7	67	132	67	35	65	52	63.4	306	0.6	6,915	47,660
15	Utah.....	21,040	91.4	47,212	100.0	20,802	33,476	20,275	8,248	13,201	4,037	17.5	13,736	100.0	23,144,840	26,621,873
16	Commercial.....	14,387	95.2	37,390	79.2	14,180	24,287	13,930	6,351	10,357	3,728	24.7	13,103	95.4	21,841,457	25,479,840
17	Cash-grain.....	1,109	90.6	2,058	4.4	1,101	1,575	1,078	335	497	245	20.0	483	3.5	321,889	381,251
18	Other field-crop..	527	93.8	2,703	5.7	511	857	496	208	361	184	32.7	1,846	13.4	210,515	232,755
19	Vegetable.....	325	91.3	1,630	3.5	325	675	320	190	355	180	50.6	955	7.0	63,770	75,925
20	Fruit-and-nut.....	681	90.7	2,501	5.3	666	1,136	651	295	485	220	29.3	1,365	9.9	154,990	93,890
21	Dairy.....	3,439	97.0	7,546	16.0	3,408	6,080	3,338	1,681	2,742	676	19.1	1,466	10.7	3,627,051	3,183,387
22	Poultry.....	1,292	96.3	2,753	5.8	1,286	2,326	1,245	697	1,081	191	14.2	427	3.1	10,034,246	12,626,121
23	Other livestock...	4,363	96.0	10,610	22.5	4,281	7,025	4,232	1,737	2,793	1,330	29.3	3,585	26.1	5,521,693	7,047,485
24	General crop.....	1,244	93.2	3,306	7.0	1,213	1,977	1,207	447	770	378	28.3	1,329	9.7	392,888	320,810
25	General livestock.	254	98.1	550	1.2	254	450	249	140	201	51	19.7	100	0.7	626,815	418,205
26	Crop and livestock	1,086	96.0	3,350	7.1	1,074	2,068	1,053	590	1,015	237	21.0	1,282	9.3	885,900	834,890
27	Miscellaneous.....	67	100.0	383	0.8	61	118	61	31	57	36	53.7	265	1.9	1,700	265,121
28	Nevada.....	2,591	92.3	7,078	100.0	2,513	4,220	2,470	1,091	1,750	874	31.1	2,858	100.0	4,574,747	3,905,020
29	Commercial.....	1,831	94.7	5,944	84.0	1,778	3,195	1,750	885	1,445	803	42.0	2,749	96.2	4,384,792	3,779,345
30	Cash-grain.....	21	95.5	44	0.6	20	28	20	8	8	8	36.4	16	0.6	1,250	10,832
31	Cotton.....	5	100.0	21	0.3	5	7	5	1	2	5	100.0	14	0.5	7,000	...
32	Other field-crop..	21	100.0	297	4.2	21	56	21	5	35	16	76.2	241	8.4	4,175	2,250
33	Vegetable.....	21	80.8	159	2.2	21	43	21	11	22	21	80.8	116	4.1	520	1,995
34	Fruit-and-nut.....	10	100.0	15	0.2	10	15	10	5	5	...	...	...	...	...	...
35	Dairy.....	245	98.0	656	9.3	245	460	240	149	220	105	42.0	196	6.9	659,719	683,675
36	Poultry.....	67	100.0	145	2.0	66	123	66	46	57	6	9.0	22	0.8	201,345	130,650
37	Other livestock...	1,154	95.2	3,911	55.3	1,112	1,933	1,095	483	838	564	46.5	1,978	69.2	3,394,089	2,762,199
38	General crop.....	181	94.3	446	6.3	180	330	175	99	155	51	26.6	116	4.1	53,271	33,724
39	General livestock.	20	100.0	40	0.6	20	35	20	10	15	5	25.0	5	0.2	24,200	80,500
40	Crop and livestock	84	100.0	206	2.9	77	164	76	68	88	20	23.8	42	1.5	38,023	42,145
41	Miscellaneous.....	2	100.0	4	0.1	1	1	1	...	...	2	100.0	3	0.1	1,200	31,375
	PACIFIC															
42	Washington..	59,946	92.0	127,675	100.0	59,234	85,629	57,681	20,641	27,948	11,054	17.0	42,046	100.0	58,266,915	53,961,215
43	Commercial.....	34,528	94.8	92,339	72.3	33,899	52,531	33,353	13,737	19,178	10,303	28.3	39,808	94.7	51,448,939	47,272,352
44	Cash-grain.....	6,759	95.0	13,335	10.4	6,610	9,341	6,537	2,047	2,804	2,483	34.9	3,994	9.5	3,378,210	2,184,114
45	Other field-crop..	1,088	92.0	3,715	2.9	1,050	1,416	1,045	261	371	457	38.6	2,299	5.5	301,195	445,240
46	Vegetable.....	1,016	87.9	3,302	2.6	983	1,648	958	430	690	385	33.3	1,654	3.9	209,435	272,451
47	Fruit-and-nut.....	5,623	92.0	27,847	21.8	5,467	7,365	5,322	1,611	2,043	2,769	45.3	20,482	48.7	792,723	996,443
48	Dairy.....	8,975	98.1	18,748	14.7	8,935	15,572	8,833	4,611	6,739	1,719	18.8	3,176	7.6	17,012,853	17,334,303
49	Poultry.....	3,245	97.6	6,433	5.0	3,220	5,396	3,145	1,761	2,251	517	15.5	1,037	2.5	21,122,185	18,597,177
50	Other livestock...	4,028	93.9	7,834	6.1	3,909	5,877	3,859	1,450	2,018	918	21.4	1,957	4.7	6,249,521	4,911,090
51	General crop.....	1,200	90.1	3,417	2.7	1,187	1,652	1,167	342	485	376	28.2	1,765	4.2	323,381	269,282
52	General livestock.	245	94.2	671	0.5	245	481	240	154	241	40	15.4	190	0.5	341,535	717,990
53	Crop and livestock	1,141	97.9	3,175	2.5	1,114	1,920	1,097	547	823	290	24.9	1,255	3.0	1,301,549	885,614
54	Miscellaneous.....	1,208	90.8	3,862	3.0	1,179	1,863	1,150	523	713	349	26.2	1,999	4.8	416,352	658,648
55	Oregon.....	49,318	90.6	110,022	100.0	48,612	72,275	47,135	18,455	25,140	8,668	15.9	37,747	100.0	46,605,480	45,401,352
56	Commercial.....	30,225	94.1	83,339	75.7	29,611	47,228	28,982	13,026	18,246	8,071	25.1	36,111	95.7	41,893,119	40,289,769
57	Cash-grain.....	3,811	92.9	7,835	7.1	3,694	5,317	3,619	1,269	1,698	1,152	28.1	2,518	6.7	1,475,525	963,622
58	Other field-crop..	932	93.0	4,053	3.7	925	1,517	915	375	602	373	37.2	2,536	6.7	287,719	531,793
59	Vegetable.....	992	94.7	6,666	6.1	978	1,656	953	448	703	480	45.8	5,010	13.3	364,945	393,865
60	Fruit-and-nut.....	4,265	90.2	19,433	17.7	4,104	6,279	3,983	1,672	2,296	1,435	30.3	13,154	34.8	927,270	758,015
61	Dairy.....	5,520	97.1	11,714	10.6	5,498	9,776	5,423	3,019	4,353	1,022	18.0	1,938	5.1	11,211,245	11,023,018
62	Poultry.....	2,492	96.7	4,903	4.5	2,477	4,175	2,412	1,354	1,763	305	11.8	728	1.9	15,729,709	14,468,501
63	Other livestock...	5,699	93.7	12,106	11.0	5,543	8,395	5,406	2,141	2,989	1,615	26.5	3,711	9.8	7,926,949	8,040,004
64	General crop.....	2,687	94.6	7,617	6.9	2,624	4,060	2,582	1,032	1,478	859	30.2	3,557	9.4	1,025,431	699,519
65	General livestock.	319	100.0	590	0.5	319	552	319	176	233	27	8.5	38	0.1	394,385	829,200
66	Crop and livestock	1,843	97.4	4,254	3.9	1,827	3,114	1,780	916	1,334	311	16.4	1,140	3.0	1,827,894	1,919,847
67	Miscellaneous.....	1,665	90.4	4,168	3.8	1,622	2,387	1,590	624	797	492	26.7	1,781	4.7	722,047	662,385
68	California..	110,114	89.5	434,012	100.0	104,698	156,259	102,111	38,904	54,148	41,053	33.4	277,753	100.0	324,003,600	258,250,339
69	Commercial.....	82,677	92.5	389,724	89.8	77,969	119,100	76,448	29,889	42,652	38,042	42.5	270,624	97.4	316,153,467	249,705,801
70	Cash-grain.....	4,029	89.2	13,529	3.1	3,808	5,327	3,742	1,074	1,585	1,923	42.6	8,202	3.0	1,620,589	1,426,949
71	Cotton.....	6,102	92.5	36,197	8.3	5,850	8,454	5,735	1,767	2,719	2,892	43.8	27,743	10.0	3,089,926	1,897,862
72	Other field-crop..	1,158	95.0	9,168	2.1	1,095	1,624	1,059	380	565	707	58.0	7,544	2.7	366,132	360,580
73	Vegetable.....	3,330	95.3	49,340	11.4	3,166	5,409	3,109	1,270	2,300	2,269	64.9	43,931	15.8	1,288,358	1,201,784
74	Fruit-and-nut.....	27,716	87.9	157,048	36.2	24,900	35,269	24,408	7,419	10,861	15,444	49.0	121,779	43.8	5,035,395	4,267,424
75	Dairy.....	12,203	98.0	33,306	7.7	12,039	20,649	11,830	6,082	8,819	4,305	34.6	12,657	4.6	104,211,799	83,768,804
76	Poultry.....	11,178	96.6	25,431	5.9	11,029	18,985	10,823	6,489	8,162	3,106	26.8	6,446	2.3	144,517,538	110,959,866
77	Other livestock...	9,799	94.6	24,871	5.7	9,312	13,143	9,090	2,966	4,053	3,540	34.2	11,728	4.2	49,658,211	39,625,334
78	General crop.....	3,728	91.0	23,966	5.5	3,500	4,828	3,433	927	1,395	2,085	50.9	19,138	6.9	1,380,588	1,214,848
79	General livestock.	142	100.0	331	0.1	142	257	137	89	120	31	21.8	74	(Z)	521,607	864,665
80	Crop and livestock	1,047	95.9	4,187	1.0	985	1,636	966	499	670	422	38.6	2,551	0.9	3,491,927	2,392,307
81	Miscellaneous.....	2,245	95.8	12,350	2.8	2,143	3,519	2,116	927	1,403	1,318	56.2	8,831	3.2	971,397	1,725,378

Z 0.05 percent or less.

AND CHICKENS, BY TYPE OF FARM, BY REGIONS AND STATES: CENSUSES OF 1954 AND 1950—Continued

for only a sample of farms. See text]

Horses and mules on farms			Cattle and calves					Hogs and pigs, 1954			Chickens on hand, 4 months old and over				
Farms reporting, 1954	Number		On hand				Number sold, 1954	Farms reporting	Number on hand	Number sold	Farms reporting		Number		
			Farms reporting		Number										
	1954	1950	1954	1950	1954	1950					1954	1950	1954	1950	
3,946	60,002	67,828	6,038	6,296	958,387	660,501	553,721	1,256	18,952	17,756	4,279	6,165	504,689	444,812	1
2,818	18,811	23,974	4,190	4,353	851,168	578,922	513,947	846	15,649	14,361	2,743	4,006	428,180	350,973	2
76	348	1,289	101	320	2,528	6,417	1,613	49	216	245	64	475	3,400	19,934	3
764	2,450	1,699	1,170	668	105,839	29,006	57,617	256	6,042	5,357	943	629	28,635	20,029	4
5	20	58	5	17	70	1,378	20	...	...	...	5	23	120	1,021	5
29	168	256	57	111	13,921	10,031	5,770	17	877	1,038	27	139	975	4,024	6
13	18	48	29	32	1,011	743	527	1	2	...	45	72	1,580	2,215	7
159	495	1,357	564	823	51,256	46,403	15,516	64	2,523	2,365	260	552	28,972	29,972	8
34	109	255	186	205	2,241	1,695	1,006	45	390	310	365	491	305,000	205,600	9
1,546	14,543	17,258	1,821	1,757	647,997	465,992	411,465	339	4,703	3,990	855	1,252	51,336	47,968	10
126	401	656	162	200	8,959	7,045	5,503	52	418	651	108	177	3,330	5,159	11
5	30	140	10	31	2,235	1,107	550	...	...	...	10	31	1,495	6,479	12
50	181	618	64	139	14,549	8,760	14,345	18	473	405	46	110	2,662	5,157	13
11	48	340	21	50	562	345	15	5	5	...	15	55	675	3,415	14
11,531	35,287	54,063	17,795	18,709	724,640	550,997	274,885	7,652	60,497	53,913	11,003	14,375	2,177,715	2,583,440	15
8,971	29,896	47,129	12,416	14,032	683,333	515,907	264,993	5,231	51,338	47,391	7,300	10,338	1,929,804	2,292,547	16
557	1,385	2,489	792	1,100	19,067	18,451	5,525	360	2,237	1,495	485	777	47,784	57,837	17
239	501	1,614	410	647	9,006	8,223	2,687	136	684	524	207	468	37,789	31,631	18
130	185	610	165	235	1,830	2,165	490	90	215	150	150	275	8,015	17,530	19
241	340	415	381	290	3,440	2,385	900	166	441	388	236	275	27,990	15,770	20
2,195	5,119	9,510	3,544	3,621	132,820	102,079	33,810	1,197	7,502	5,838	1,815	2,202	174,288	207,520	21
415	764	2,342	772	1,284	12,436	19,096	3,436	450	3,225	2,649	1,070	1,744	1,181,851	1,475,595	22
3,616	17,761	21,651	4,119	3,866	430,577	309,023	194,913	1,732	28,334	27,991	1,994	2,331	137,486	163,588	23
625	1,438	2,511	880	910	20,953	13,222	5,284	388	2,125	1,804	474	683	49,916	57,165	24
184	470	926	259	373	10,441	8,020	4,124	161	1,449	1,664	206	347	96,742	80,850	25
763	1,917	4,253	1,078	1,626	42,610	32,863	13,795	550	5,123	4,888	657	1,194	167,783	177,974	26
6	16	808	16	80	153	380	29	1	3	...	6	42	160	7,087	27
1,868	22,779	27,219	2,341	2,558	547,945	425,481	188,050	822	12,709	12,243	1,826	2,247	168,212	181,386	28
1,410	19,126	25,177	1,727	2,066	530,280	419,365	183,629	648	11,858	11,688	1,295	1,761	139,930	160,172	29
10	46	91	13	32	1,632	919	120	6	20	10	5	31	75	4,665	30
1	6	...	3	...	508	...	215	1	5	...	2	...	70	...	31
11	36	30	6	5	1,142	65	425	...	...	...	20	10	625	285	32
1	2	180	5	5	35	30	5	...	...	...	11	5	550	350	33
5	20	...	10	...	295	...	...	5	20	...	10	...	370	...	34
150	450	916	250	354	20,283	17,694	5,639	112	2,215	2,049	189	277	18,440	16,895	35
22	67	100	42	65	840	1,220	236	1	80	20	62	100	54,695	33,350	36
1,053	17,960	21,670	1,171	1,234	484,919	385,889	171,926	433	8,447	8,417	795	968	46,869	63,820	37
81	220	807	122	148	7,823	3,121	1,288	42	219	135	119	157	9,583	14,887	38
15	25	165	20	85	525	2,795	125	15	315	300	15	90	1,620	14,225	39
59	270	787	84	117	12,018	4,610	3,575	33	537	757	67	102	7,033	10,895	40
2	24	431	1	21	260	3,022	75	...	...	...	...	21	...	800	41
14,303	38,809	63,275	49,641	50,788	1,141,661	900,204	475,006	11,964	144,294	137,133	36,832	44,848	5,071,381	3,869,809	42
9,363	28,120	46,144	26,295	28,834	1,001,427	790,313	444,229	6,925	121,437	121,685	20,116	25,790	4,333,052	3,198,140	43
2,597	7,881	9,589	5,006	4,828	195,679	139,299	77,096	1,978	31,254	26,367	4,612	4,595	288,807	251,311	44
309	614	1,038	753	759	19,068	13,728	7,223	161	2,276	1,350	514	583	23,461	20,262	45
178	338	915	412	542	5,439	4,007	1,855	146	951	343	401	689	23,561	30,710	46
648	1,525	2,174	1,814	1,780	17,698	11,023	6,152	460	2,325	2,847	2,076	2,597	83,110	96,956	47
1,783	3,361	9,299	9,135	10,399	305,520	281,147	100,030	1,399	7,108	7,014	5,000	7,088	422,196	382,893	48
289	498	1,302	2,072	2,911	24,124	24,942	7,963	425	1,790	1,385	2,862	3,878	3,165,645	2,056,382	49
2,276	9,602	14,813	4,069	4,168	335,915	248,643	197,708	1,365	57,460	64,241	2,509	3,292	109,946	146,589	50
385	784	2,098	924	840	23,794	16,060	8,557	259	2,629	2,365	511	696	22,137	26,361	51
109	432	1,141	240	642	6,859	10,847	2,690	132	1,305	1,826	223	612	51,025	74,788	52
487	1,843	2,552	1,100	1,192	50,299	32,381	29,239	446	10,829	11,398	889	1,073	112,161	91,023	53
302	1,242	1,223	770	773	17,032	8,236	5,716	154	3,510	2,549	519	687	31,003	20,865	54
13,807	49,419	73,312	42,318	43,954	1,504,836	1,105,090	578,418	12,046	146,036	156,798	32,246	40,550	3,292,840	2,847,214	55
9,972	40,269	58,875	24,727	26,819	1,394,763	1,019,324	556,264	7,776	126,873	143,387	18,635	23,969	2,756,553	2,259,193	56
1,461	4,882	5,376	3,013	2,582	122,300	71,633	41,237	1,048	13,921	10,890	2,309	2,232	130,799	102,423	57
230	463	1,332	638	1,113	20,789	20,428	6,256	155	2,256	2,504	473	949	19,660	45,324	58
239	381	586	539	718	6,762	5,998	2,748	145	1,054	867	424	680	56,505	23,942	59
620	1,046	1,398	2,193	1,864	17,723	9,703	5,879	622	5,248	3,950	1,937	2,132	122,345	88,847	60
1,401	2,997	6,751	5,671	6,543	213,822	182,020	74,260	1,191	11,224	12,072	3,503	5,026	187,764	241,525	61
322	593	1,140	1,537	2,191	14,907	15,984	6,180	508	3,957	4,435	2,163	2,812	1,666,639	1,166,467	62
3,709	24,643	31,640	5,700	5,545	842,181	603,951	363,622	2,077	59,019	78,656	3,744	4,533	171,688	193,231	63
821	1,978	2,801	2,218	1,868	55,627	23,309	17,437	725	8,903	8,780	1,598	1,657	105,609	79,089	64
114	238	1,085	319	831	8,074	13,369	2,811	184	3,389	3,467	294	781	52,831	106,060	65
574	1,589	4,436	1,772	2,556	61,870	58,745	25,934	831	15,950	16,455	1,351	2,222	210,385	184,875	66
481	1,459	2,330	1,127	1,008	30,708	14,184	9,900	290	1,952	1,311	839	945	32,328	27,410	67
24,706	82,788	124,661	54,032	56,904	3,762,510	2,751,873	2,251,901	12,467	469,469	505,785	48,924	75,177	22,198,654	18,058,015	68
18,515	65,470	96,970	38,271	41,957	3,634,318	2,650,384	2,217,726	8,526	433,187	475,505	34,491	54,031	21,331,315	16,614,551	69
1,269	3,723	5,699	1,933	2,354	110,416	83,889	47,187	491	18,476	16,115	1,569	2,926	88,699	116,581	70
1,092	2,486	3,157	3,097	2,714	130,015	62,513	60,171	795	12,584	12,514	2,258	3,241	102,379	116,625	71
156	463	902	379	455	19,293	9,246	6,490	138	3,612	2,755	332	657	16,986	48,881	72
729	1,576	2,966	456	716	27,049	21,338	11,071	197	1,432	1,159	730	1,962	63,076	80,455	73
2,677	6,562	9,744	4,459	4,972	104,233	56,326	44,263	1,076	18,316	18,245	6,898	12,523	585,870	658,104	74
3,355	6,861	13,472	12,437	13,347	1,133,645	932,225	478,015	1,527	12,548	13,010	5,969	9,081	399,413	429,571	75
913	1,734	3,128	2,927	4,064	32,407	31,200	14,531	946	9,016	8,551	9,535	12,274	19,509,369	14,426,336	76
6,474	33,690	44,434	9,271	8,986	1,872,543	1,311,932	1,453,856	2,468	333,728	375,999	4,666	6,565	269,480	325,212	77
974	2,810	6,158	1,834	2,072	87,713	56,001	37,340	435	7,461	7,871	1,368	2,246	56,339	80,796	78
56	398	546	136	382	5,504	9,697	2,726	60	1,442	2,087	134	353	76,508	71,770	79
471	1,556	3,527	972	1,458	98,036	69,888	57,001	286	13,503	16,555	618	1,385	142,549	225,018	80
349	3,611	3,237	370	437	13,464	6,129	5,075	107	1,069	644	414	818	20,647	35,202	81

Table 6.—FARMS REPORTING AND ACRES OF CORN HARVESTED FOR ALL PURPOSES; ACRES OF HAY, TOBACCO, AND COTTON HARVESTED; AND LAND IN FRUIT ORCHARDS; BY TYPE OF FARM, BY REGIONS AND STATES: CENSUSES OF 1954 AND 1950

[Data are based on reports for only a sample of farms. See text]

Region, State, and type of farm	Corn harvested for all purposes: Farms reporting		Corn harvested for all purposes: Acres		Hay cut (acres)		Tobacco harvested[1] (acres)		Cotton harvested[1]: Acres		Cotton harvested[1]: Bales		Land in fruit orchards, vineyards, and planted nut trees[2] (acres)	
	1954	1949	1954	1949	1954	1949	1954	1949	1954	1949	1954	1949	1954	1950
United States	2,855,001	3,414,237	78,133,608	83,351,015	70,393,305	66,021,167	1,533,190	1,526,100	18,701,425	26,546,000	12,830,206	15,422,092	4,062,341	4,698,873
Commercial	2,300,134	2,653,097	74,392,276	77,751,706	65,964,418	60,628,128	1,474,344	1,454,489	17,964,121	24,966,540	12,514,821	14,903,897	3,616,219	4,039,630
Cash-grain	378,128	276,205	21,495,014	17,155,712	10,350,485	6,340,651	8,750	4,622	518,233	273,305	228,837	144,562	67,887	73,180
Cotton	387,410	462,543	6,038,367	6,241,293	1,752,033	1,673,976	33,004	15,507	14,915,315	21,217,804	10,747,205	13,116,132	123,843	166,791
Other field-crop	304,388	353,960	3,868,897	4,554,908	1,860,406	1,889,964	1,236,769	1,179,838	555,081	1,068,956	391,429	495,806	43,728	95,863
Vegetable	12,021	20,305	180,334	236,140	144,764	195,533	1,033	1,768	48,156	57,674	59,005	35,076	45,228	63,978
Fruit-and-nut	11,295	12,982	131,854	120,103	298,953	252,024	642	1,004	35,103	44,791	41,983	36,241	2,659,278	2,677,057
Dairy	399,464	450,443	8,541,468	8,541,549	16,336,927	15,389,925	39,119	44,077	182,981	208,617	113,584	105,743	114,760	193,959
Poultry	58,608	74,679	890,525	1,011,996	889,229	1,012,095	5,908	5,320	70,894	66,410	38,318	28,257	70,680	102,927
Other livestock	466,408	582,996	23,213,945	26,516,195	24,825,097	24,033,080	34,161	55,462	420,446	491,927	178,233	207,285	216,276	262,924
General crop	48,925	56,427	1,437,905	1,335,795	2,448,782	1,960,006	47,303	34,683	709,217	746,079	489,526	403,127	111,149	137,601
General livestock	53,404	114,285	1,649,431	3,369,206	1,409,025	2,344,861	6,202	13,384	17,277	34,734	5,453	13,172	11,587	35,456
Crop and livestock	170,775	232,451	6,795,100	8,444,365	5,375,760	5,253,683	58,111	94,097	473,411	708,053	210,989	301,778	113,498	184,427
Miscellaneous	9,308	15,821	149,436	224,444	272,957	282,330	3,342	4,727	18,007	48,190	10,259	16,718	38,305	45,467
The North	1,426,205	1,579,046	57,956,276	59,616,589	47,661,091	43,976,688	78,183	107,764	426,103	572,481	404,927	460,084	807,139	1,050,043
Commercial	1,280,275	1,390,025	56,742,231	58,089,868	45,552,060	41,166,946	76,375	104,590	423,708	568,081	403,477	457,539	696,986	874,863
Cash-grain	343,601	245,906	20,199,883	16,106,655	8,518,171	5,127,292	1,306	931	12,261	16,417	11,357	13,485	31,505	32,657
Cotton	6,618	7,825	146,599	148,380	18,151	23,048	...	...	388,532	522,397	373,305	420,313	442	457
Other field-crop	7,949	10,311	131,219	148,938	247,264	281,200	30,205	42,307	150	175	125	140	2,960	5,643
Vegetable	4,777	7,050	70,810	77,340	58,797	80,506	243	154	...	150	...	80	11,195	18,652
Fruit-and-nut	5,207	5,615	70,566	51,558	120.045	104,027	84	81	20	...	15	...	460,880	476,046
Dairy	334,251	378,368	7,348,655	7,377,409	13,313,889	12,669,361	15,503	19,525	540	495	370	360	62,029	118,257
Poultry	29,474	41,790	523,582	645,090	520,419	677,067	1,262	2,143	150	...	110	...	22,028	37,607
Other livestock	368,245	443,280	20,770,456	23,519,194	16,596,409	15,991,362	7,187	7,879	2,121	3,127	1,699	2,617	42,104	68,356
General crop	11,158	9,879	369,910	278,359	911,536	573,945	2,140	1,929	11,443	14,917	10,356	12,298	18,972	24,815
General livestock	46,827	95,226	1,538,039	3,084,367	1,211,458	1,931,338	4,471	7,401	200	370	175	180	6,384	19,606
Crop and livestock	120,062	141,566	5,543,534	6,609,145	3,935,741	3,999,136	15,909	22,162	8,291	9,858	5,965	7,906	33,862	62,437
Miscellaneous	2,106	3,209	28,978	43,433	100,180	128,064	65	78	...	175	...	160	4,625	10,330
The South	1,388,708	1,787,720	19,214,877	22,674,275	12,226,522	12,056,498	1,455,007	1,418,336	16,777,207	24,443,730	9,850,769	12,920,582	1,593,190	1,828,677
Commercial	985,673	1,224,402	16,737,220	18,677,676	10,394,622	10,009,111	1,397,969	1,349,899	16,049,787	22,879,419	9,546,246	12,415,880	1,360,136	1,510,109
Cash-grain	30,191	24,158	1,060,737	740,597	720,958	384,601	7,444	3,691	490,001	244,426	197,070	119,196	17,112	15,394
Cotton	378,941	454,004	5,848,809	6,087,931	1,353,557	1,480,636	33,004	15,507	13,306,857	19,373,202	8,269,272	10,927,252	95,869	137,936
Other field-crop	294,304	341,763	3,695,185	4,376,778	1,328,447	1,340,593	1,206,564	1,137,531	535,184	1,033,174	356,927	441,712	35,220	79,703
Vegetable	6,781	12,396	99,487	147,044	37,590	40,015	790	1,614	27,186	50,833	18,210	24,559	19,595	21,273
Fruit-and-nut	5,037	6,352	52,585	63,298	77,701	61,087	558	923	14,290	29,088	8,442	14,820	842,934	818,276
Dairy	56,761	63,943	1,061,272	1,056,201	1,845,109	1,589,158	23,616	24,552	153,128	183,021	68,896	74,889	35,106	45,689
Poultry	28,546	31,627	359,666	353,481	286,903	233,387	4,646	3,177	66,009	62,936	30,657	23,665	23,718	29,410
Other livestock	89,012	128,931	2,153,393	2,668,644	3,109,261	2,962,891	26,974	47,583	385,912	462,895	120,285	175,352	149,003	158,850
General crop	34,992	43,997	995,948	1,007,981	558,617	462,395	45,163	32,754	591,435	674,617	290,646	307,298	48,831	73,592
General livestock	6,159	17,983	103,586	264,352	128,420	271,855	1,731	5,983	16,807	33,471	4,978	11,754	3,961	13,021
Crop and livestock	47,802	86,780	1,186,510	1,731,149	836,124	1,075,007	44,202	71,935	445,739	683,991	172,019	279,260	61,848	89,089
Miscellaneous	7,147	12,468	120,042	180,220	111,935	107,486	3,277	4,649	17,239	47,765	8,844	16,123	26,939	27,876
The West	40,088	47,471	962,455	1,060,151	10,505,692	9,987,981	...	...	1,498,115	1,529,789	2,574,510	2,041,426	1,662,012	1,820,153
Commercial	34,186	38,670	912,825	984,162	10,017,736	9,452,071	...	...	1,490,626	1,519,040	2,565,098	2,030,478	1,559,097	1,654,658
Cash-grain	4,336	6,141	234,394	308,460	1,111,356	828,758	...	...	15,971	12,462	20,410	11,881	19,270	25,129
Cotton	[illegible]	[illegible]	42,959	4,982	380,325	170,292	...	...	1,219,926	1,322,205	2,104,628	1,768,567	27,532	28,398
Other field-crop	2,135	1,886	42,493	29,192	284,695	268,171	...	...	19,747	35,607	34,377	53,954	5,548	10,517
Vegetable	463	859	10,037	11,756	48,377	75,012	...	...	20,970	6,691	40,795	10,437	14,438	24,053
Fruit-and-nut	1,051	1,015	8,703	5,247	101,207	86,910	...	...	20,793	15,703	33,526	21,421	1,355,464	1,382,735
Dairy	8,452	8,132	131,541	107,939	1,177,929	1,131,406	...	...	29,313	25,101	44,318	30,494	17,625	30,013
Poultry	588	1,262	7,277	13,425	81,907	101,641	...	...	4,735	3,474	7,551	4,592	24,934	35,910
Other livestock	9,151	10,785	290,096	328,357	5,119,427	5,078,827	...	...	32,413	25,905	56,249	29,316	25,169	35,718
General crop	2,775	2,551	72,047	49,455	978,629	923,666	...	...	106,339	56,545	188,524	83,531	43,346	39,194
General livestock	418	1,076	7,806	20,487	69,147	121,668	...	...	270	893	300	1,238	1,242	2,829
Crop and livestock	2,911	4,105	65,056	104,071	603,895	618,940	...	...	19,381	14,204	33,005	14,612	17,788	32,901
Miscellaneous	55	144	416	791	60,842	46,780	...	...	768	250	1,415	435	6,741	7,261
NEW ENGLAND														
Maine	1,830	2,445	11,328	10,017	512,528	616,055	...	...	...	...	...	...	13,033	15,017
Commercial	1,682	2,077	10,788	9,215	391,187	419,299	...	...	...	...	...	...	10,011	10,895
Cash-grain	...	...	...	...	610	1,170	...	...	...	...	...	...	...	52
Other field-crop	16	27	166	65	70,175	89,789	...	...	...	...	...	...	66	363
Vegetable	11	5	36	5	2,695	3,870	...	...	...	...	...	...	98	128
Fruit-and-nut	5	...	70	...	7,810	6,324	...	...	...	...	...	...	5,568	5,985
Dairy	1,445	1,641	8,985	7,489	213,796	208,026	...	...	...	...	...	...	1,331	1,595
Poultry	58	96	329	344	31,948	35,847	...	...	...	...	...	...	1,170	1,340
Other livestock	55	72	696	370	15,361	18,175	...	...	...	...	...	...	791	150
General crop	11	41	51	146	19,045	14,095	...	...	...	...	...	...	245	386
General livestock	2	25	19	125	3,202	7,030	...	...	...	...	...	...	73	162
Crop and livestock	42	100	210	463	5,180	13,083	...	...	...	...	...	...	235	438
Miscellaneous	37	70	226	208	21,365	21,890	...	...	...	...	...	...	434	296
New Hampshire	1,407	1,731	11,597	11,335	226,498	249,063	...	(NA)	...	...	...	...	7,479	11,988
Commercial	1,289	1,475	11,078	10,460	179,254	171,578	...	(NA)	...	...	...	...	5,239	9,574
Cash-grain	...	5	...	80	95	100	...	(NA)	...	...	...	...	...	...
Other field-crop	...	11	...	56	4,630	3,685	...	(NA)	...	...	...	...	4	15
Vegetable	10	5	70	20	965	650	...	(NA)	...	...	...	...	118	62
Fruit-and-nut	...	10	...	25	1,520	2,527	...	(NA)	...	...	...	...	2,934	7,101
Dairy	1,060	1,197	9,620	9,114	129,844	122,025	...	(NA)	...	...	...	...	688	1,080
Poultry	85	117	745	536	12,996	17,085	...	(NA)	...	...	...	...	1,080	1,034
Other livestock	56	42	299	227	9,402	6,070	...	(NA)	...	...	...	...	...	43
General crop	20	10	115	15	10,414	5,140	...	(NA)	...	...	...	...	325	31
General livestock	...	15	...	230	515	2,060	...	(NA)	...	...	...	...	1	5
Crop and livestock	15	36	90	102	2,218	6,980	...	(NA)	...	...	...	...	26	165
Miscellaneous	43	27	139	55	6,655	5,256	...	(NA)	...	...	...	...	63	38

See footnotes at end of table.

Table 6.—FARMS REPORTING AND ACRES OF CORN HARVESTED FOR ALL PURPOSES; ACRES OF HAY, TOBACCO, AND COTTON HARVESTED; AND LAND IN FRUIT ORCHARDS; BY TYPE OF FARM, BY REGIONS AND STATES: CENSUSES OF 1954 AND 1950—Continued

[Data are based on reports for only a sample of farms. See text]

Region, State, and type of farm	Corn harvested for all purposes				Hay cut (acres)		Tobacco harvested[1] (acres)		Cotton harvested[1]				Land in fruit orchards, vineyards, and planted nut trees[2] (acres)	
	Farms reporting		Acres						Acres		Bales			
	1954	1949	1954	1949	1954	1949	1954	1949	1954	1949	1954	1949	1954	1950
NEW ENGLAND—Continued														
Vermont	5,921	6,117	59,468	51,944	717,582	755,115	(NA)	(NA)	...	...	...	...	6,485	8,689
Commercial	5,728	5,815	58,559	50,690	669,596	667,363	(NA)	(NA)	...	...	...	...	5,935	8,068
Cash-grain	5	...	10	...	325	...	(NA)	(NA)	...	...	...	...	...	...
Other field-crop	6	20	35	135	2,246	2,565	(NA)	(NA)	...	...	...	...	...	2
Vegetable	5	...	15	...	195	365	(NA)	(NA)	...	...	...	...	...	...
Fruit-and-nut	1	1	10	1	2,720	1,443	(NA)	(NA)	...	...	...	...	4,987	4,256
Dairy	5,461	5,462	56,656	48,459	613,272	602,843	(NA)	(NA)	...	...	...	...	615	1,973
Poultry	70	102	440	795	7,270	11,780	(NA)	(NA)	...	...	...	...	3	206
Other livestock	59	89	658	653	12,544	15,497	(NA)	(NA)	...	...	...	...	32	31
General crop	11	25	110	55	13,815	12,104	(NA)	(NA)	...	...	...	...	18	1,047
General livestock	15	25	225	60	2,160	2,655	(NA)	(NA)	...	...	...	...	...	10
Crop and livestock	47	30	219	105	5,054	5,898	(NA)	(NA)	...	...	...	...	100	258
Miscellaneous	48	61	181	427	9,995	12,213	(NA)	(NA)	...	...	...	...	180	285
Massachusetts	2,860	3,912	27,496	29,534	241,516	263,240	6,028	8,202	...	...	...	...	18,049	24,341
Commercial	2,531	3,336	25,909	27,682	205,799	207,799	5,998	8,152	...	...	...	...	15,187	18,399
Cash-grain	5	...	15	...	185	...	...	...	...	...	...	...	...	...
Other field-crop	316	410	1,463	2,074	4,830	5,546	5,552	7,425	...	...	...	...	24	102
Vegetable	40	50	195	105	960	1,420	147	40	...	...	...	...	324	364
Fruit-and-nut	16	41	115	85	3,205	3,260	12	15	...	...	...	...	11,005	10,011
Dairy	1,906	2,322	21,668	22,234	162,896	154,956	277	472	...	...	...	...	1,652	3,410
Poultry	137	276	1,073	1,758	11,593	19,025	...	65	...	...	...	...	969	2,285
Other livestock	40	103	405	853	9,600	9,461	...	...	...	...	...	...	340	197
General crop	15	25	215	80	6,960	6,005	...	25	...	...	...	...	348	332
General livestock	15	21	90	64	1,505	1,273	...	...	...	...	...	...	31	280
Crop and livestock	21	27	565	268	1,640	3,135	10	110	...	...	...	...	316	950
Miscellaneous	20	61	105	161	2,425	3,643	...	...	...	...	...	...	178	468
Rhode Island	380	518	4,689	5,540	18,021	22,555	(NA)	...	...	...	...	...	1,723	3,026
Commercial	345	452	4,649	5,330	15,261	18,730	(NA)	...	...	...	...	...	1,288	2,210
Cash-grain	5	...	100	...	10	...	(NA)	...	...	...	...	...	...	...
Other field-crop	10	31	50	374	100	310	(NA)	...	...	...	...	...	...	5
Vegetable	5	10	10	105	255	160	(NA)	...	...	...	...	...	24	12
Fruit-and-nut	...	...	...	...	100	60	(NA)	...	...	...	...	...	149	1,645
Dairy	288	338	4,164	4,271	12,860	13,323	(NA)	...	...	...	...	...	241	344
Poultry	5	46	20	342	761	1,285	(NA)	...	...	...	...	...	45	190
Other livestock	22	25	160	180	865	3,325	(NA)	...	...	...	...	...	10	2
General crop	...	...	...	...	150	100	(NA)	...	...	...	...	...	799	...
General livestock	...	...	...	...	...	45	(NA)	...	...	...	...	...	...	2
Crop and livestock	5	...	70	...	160	35	(NA)	...	...	...	...	...	...	...
Miscellaneous	5	2	75	58	...	87	(NA)	...	...	...	...	...	20	10
Connecticut	3,224	4,302	33,499	33,755	208,371	226,401	13,946	16,869	...	...	...	...	12,766	14,930
Commercial	2,851	3,520	32,384	31,092	181,273	187,067	13,938	16,760	...	...	...	...	10,462	12,151
Cash-grain	5	5	40	75	195	125	...	...	...	...	...	...	...	42
Other field-crop	247	373	1,619	1,775	4,925	6,538	13,501	15,946	...	...	...	...	143	117
Vegetable	15	50	45	165	1,040	1,095	...	...	...	...	...	...	115	422
Fruit-and-nut	41	41	240	100	2,938	1,780	20	...	...	...	...	...	7,694	7,368
Dairy	2,183	2,477	27,286	25,162	147,861	144,157	317	642	...	...	...	...	748	1,786
Poultry	166	320	1,275	1,483	11,100	15,918	33	82	...	...	...	...	695	1,312
Other livestock	118	158	1,296	1,717	5,559	9,391	...	...	...	...	...	...	252	134
General crop	45	40	405	160	5,905	3,835	10	...	...	...	...	...	260	80
General livestock	6	45	48	370	275	2,320	...	7	...	...	...	...	20	362
Crop and livestock	20	11	125	85	1,110	890	42	83	...	...	...	...	14	48
Miscellaneous	5	...	5	...	365	1,018	15	...	...	...	...	...	521	480
New York	53,407	63,240	727,419	635,503	3,112,958	3,224,529	(NA)	(NA)	...	...	...	...	183,402	226,120
Commercial	47,939	54,938	699,675	603,694	2,883,965	2,883,749	(NA)	(NA)	...	...	...	...	167,545	197,846
Cash-grain	2,648	1,686	50,063	14,685	61,585	40,055	(NA)	(NA)	...	...	...	...	2,947	4,705
Other field-crop	267	636	2,375	4,285	7,941	16,826	(NA)	(NA)	...	...	...	...	346	667
Vegetable	578	934	9,548	6,664	11,691	19,136	(NA)	(NA)	...	...	...	...	3,471	7,152
Fruit-and-nut	1,325	1,092	15,545	6,511	37,874	28,915	(NA)	(NA)	...	...	...	...	129,352	117,059
Dairy	36,342	42,015	530,543	497,453	2,423,409	2,436,380	(NA)	(NA)	...	...	...	...	13,775	30,360
Poultry	2,094	2,807	22,032	19,830	61,166	84,990	(NA)	(NA)	...	...	...	...	4,725	10,194
Other livestock	1,614	1,600	22,823	16,144	105,762	92,169	(NA)	(NA)	...	...	...	...	1,715	2,341
General crop	802	870	10,059	6,429	80,556	50,110	(NA)	(NA)	...	...	...	...	4,185	8,775
General livestock	442	743	6,999	7,788	18,419	26,333	(NA)	(NA)	...	...	...	...	329	1,550
Crop and livestock	1,611	2,345	27,962	22,675	62,674	71,470	(NA)	(NA)	...	...	...	...	6,011	13,770
Miscellaneous	216	210	1,726	1,230	12,888	17,365	(NA)	(NA)	...	...	...	...	689	1,273
New Jersey	9,052	10,485	190,608	164,333	232,941	220,060	...	...	...	...	...	...	33,568	37,151
Commercial	7,620	8,538	181,529	152,922	223,023	203,169	...	...	...	...	...	...	31,548	33,632
Cash-grain	817	287	27,065	10,380	6,590	4,060	...	...	...	...	...	...	574	212
Other field-crop	115	382	2,015	5,334	395	3,200	...	...	...	...	...	...	220	913
Vegetable	1,068	1,525	12,528	12,799	6,854	8,428	...	...	...	...	...	...	1,821	3,830
Fruit-and-nut	186	210	3,525	1,569	5,324	2,004	...	...	...	...	...	...	26,306	21,097
Dairy	3,348	3,606	99,383	88,674	167,461	144,365	...	...	...	...	...	...	978	1,710
Poultry	1,346	1,518	19,660	19,715	8,340	12,995	...	...	...	...	...	...	805	1,337
Other livestock	223	243	4,605	3,628	10,737	7,777	...	...	...	...	...	...	174	168
General crop	224	323	5,975	4,318	9,920	11,410	...	...	...	...	...	...	220	2,420
General livestock	40	80	1,085	1,550	1,275	1,895	...	...	...	...	...	...	...	132
Crop and livestock	207	281	4,960	4,036	4,362	4,855	...	...	...	...	...	...	362	734
Miscellaneous	46	83	728	919	1,765	2,180	...	...	...	...	...	...	88	1,079
Pennsylvania	93,004	105,742	1,280,079	1,264,960	2,205,950	2,118,809	28,799	34,100	...	...	...	...	118,677	151,647
Commercial	69,336	74,064	1,164,388	1,102,567	1,960,724	1,779,100	28,271	33,393	...	...	...	...	102,837	120,876
Cash-grain	6,750	3,067	135,900	67,008	116,077	47,479	260	132	...	...	...	...	3,190	1,624
Other field-crop	1,005	1,569	12,508	16,401	18,117	22,628	3,051	5,771	...	...	...	...	472	1,310
Vegetable	361	580	4,719	6,784	5,929	8,965	92	44	...	...	...	...	615	1,268
Fruit-and-nut	714	493	9,934	5,845	11,724	8,001	20	10	...	...	...	...	68,584	66,082
Dairy	35,040	40,187	601,302	624,843	1,252,850	1,175,183	5,839	6,881	...	...	...	...	11,668	21,244
Poultry	7,545	9,774	91,712	101,506	97,658	109,990	1,161	1,676	...	...	...	...	5,366	9,019
Other livestock	7,388	6,495	117,350	94,248	196,133	153,713	5,639	4,286	...	...	...	...	2,937	4,759
General crop	1,103	999	15,131	16,100	45,569	38,387	540	627	...	...	...	...	2,247	3,882
General livestock	3,075	4,429	55,291	69,908	69,593	88,519	3,470	4,140	...	...	...	...	1,290	2,422
Crop and livestock	5,923	5,802	116,626	95,010	138,354	115,285	8,189	9,786	...	...	...	...	6,140	8,448
Miscellaneous	432	669	3,915	4,914	8,720	10,950	10	40	...	...	...	...	328	818

See footnotes at end of table.

Table 6.—FARMS REPORTING AND ACRES OF CORN HARVESTED FOR ALL PURPOSES; ACRES OF HAY, TOBACCO, AND COTTON HARVESTED; AND LAND IN FRUIT ORCHARDS; BY TYPE OF FARM, BY REGIONS AND STATES: CENSUSES OF 1954 AND 1950—Continued

[Data are based on reports for only a sample of farms. See text]

Region, State, and type of farm	Corn harvested for all purposes				Hay cut (acres)		Tobacco harvested[1] (acres)		Cotton harvested[1]				Land in fruit orchards, vineyards, and planted nut trees[2] (acres)	
	Farms reporting		Acres						Acres		Bales			
	1954	1949	1954	1949	1954	1949	1954	1949	1954	1949	1954	1949	1954	1950
EAST NORTH CENTRAL														
Ohio	136,406	152,344	3,576,654	3,475,563	2,575,718	2,141,572	15,729	18,622	...	...	...	...	72,364	101,526
Commercial	109,571	118,527	3,411,830	3,259,371	2,378,131	1,934,158	14,683	17,371	...	...	...	...	55,198	74,472
Cash-grain	34,450	20,681	1,326,443	813,964	566,245	250,906	944	473	...	...	...	...	5,100	3,452
Other field-crop	2,222	2,414	30,505	33,459	21,863	19,429	6,255	6,976	...	...	...	...	702	714
Vegetable	445	681	4,675	7,337	3,195	3,737	4	...	...	...	...	...	1,848	990
Fruit-and-nut	525	586	6,705	4,780	9,515	6,605	32	18	...	...	...	...	31,265	35,334
Dairy	23,576	29,629	485,755	537,568	649,947	591,392	968	833	...	...	...	...	4,368	9,653
Poultry	3,301	4,589	45,895	58,840	42,440	44,563	57	82	...	...	...	...	1,799	3,348
Other livestock	24,932	30,164	926,415	1,002,759	635,203	546,075	1,080	1,751	...	...	...	...	4,003	6,989
General crop	1,411	1,017	40,123	23,132	43,130	15,675	1,469	788	...	...	...	...	1,239	1,556
General livestock	6,270	13,017	148,190	303,705	130,410	201,487	252	610	...	...	...	...	982	3,212
Crop and livestock	12,159	15,378	394,044	468,301	272,189	248,385	3,582	5,824	...	...	...	...	3,545	7,568
Miscellaneous	280	371	3,080	5,526	3,994	5,904	40	16	...	...	...	...	347	1,656
Indiana	119,837	128,839	4,768,258	4,623,499	1,764,964	1,510,118	(NA)	10,087	...	...	...	...	23,957	41,964
Commercial	102,143	107,744	4,601,183	4,427,711	1,674,372	1,414,262	(NA)	9,171	...	...	...	...	17,591	33,773
Cash-grain	38,490	21,798	2,037,082	1,319,561	463,972	186,928	(NA)	316	...	...	...	...	2,377	2,815
Other field-crop	1,282	1,350	26,638	26,813	11,647	11,236	(NA)	2,900	...	...	...	...	72	76
Vegetable	355	341	7,725	5,856	1,475	1,595	(NA)	12	...	...	...	...	36	78
Fruit-and-nut	130	217	1,580	2,129	755	1,340	(NA)	38	...	...	...	...	6,938	16,067
Dairy	10,275	13,651	295,892	370,093	232,047	225,948	(NA)	836	...	...	...	...	850	2,164
Poultry	2,907	3,836	65,905	69,263	30,206	32,108	(NA)	163	...	...	...	...	1,087	944
Other livestock	31,326	40,191	1,524,002	1,713,558	612,908	591,182	(NA)	1,242	...	...	...	...	2,410	6,151
General crop	672	657	23,371	25,390	11,760	9,355	(NA)	235	...	...	...	...	816	420
General livestock	4,991	11,635	155,367	334,015	93,077	165,625	(NA)	722	...	...	...	...	532	1,716
Crop and livestock	11,595	13,804	461,296	556,971	214,865	186,326	(NA)	2,685	...	...	...	...	2,445	2,820
Miscellaneous	120	264	2,325	4,062	1,660	2,619	(NA)	22	...	...	...	...	28	522
Illinois	149,945	161,877	9,022,052	9,107,436	2,520,322	2,014,761	(NA)	(NA)	(NA)	(NA)	(NA)	(NA)	40,993	63,170
Commercial	137,037	146,128	8,862,962	8,939,956	2,464,496	1,945,890	(NA)	(NA)	(NA)	(NA)	(NA)	(NA)	37,046	55,852
Cash-grain	68,220	58,857	5,000,086	4,584,817	887,326	521,952	(NA)	(NA)	(NA)	(NA)	(NA)	(NA)	5,646	7,165
Cotton	70	61	1,085	615	290	230	(NA)	(NA)	(NA)	(NA)	(NA)	(NA)	...	...
Other field-crop	110	81	2,985	3,260	795	260	(NA)	(NA)	(NA)	(NA)	(NA)	(NA)	1	256
Vegetable	373	637	9,534	8,337	2,721	3,470	(NA)	(NA)	(NA)	(NA)	(NA)	(NA)	217	596
Fruit-and-nut	288	369	7,769	6,476	4,404	3,514	(NA)	(NA)	(NA)	(NA)	(NA)	(NA)	18,285	29,222
Dairy	12,242	14,466	515,439	567,872	321,171	297,795	(NA)	(NA)	(NA)	(NA)	(NA)	(NA)	1,368	2,080
Poultry	1,292	2,300	34,960	40,422	10,187	14,783	(NA)	(NA)	(NA)	(NA)	(NA)	(NA)	478	612
Other livestock	39,417	45,088	2,562,190	2,645,055	938,918	769,129	(NA)	(NA)	(NA)	(NA)	(NA)	(NA)	7,047	7,165
General crop	430	737	18,720	31,095	15,842	16,890	(NA)	(NA)	(NA)	(NA)	(NA)	(NA)	854	718
General livestock	3,001	6,706	117,817	237,380	57,363	90,010	(NA)	(NA)	(NA)	(NA)	(NA)	(NA)	428	876
Crop and livestock	11,437	16,532	588,067	808,255	223,724	224,386	(NA)	(NA)	(NA)	(NA)	(NA)	(NA)	2,135	5,680
Miscellaneous	157	294	4,310	6,372	1,755	3,471	(NA)	(NA)	(NA)	(NA)	(NA)	(NA)	587	1,482
Michigan	92,949	102,562	1,886,618	1,600,988	2,349,683	2,199,778	...	...	...	...	...	...	181,561	218,549
Commercial	75,823	80,862	1,761,250	1,443,830	2,127,677	1,935,367	...	...	...	...	...	...	160,043	185,346
Cash-grain	18,270	10,441	488,080	192,847	273,434	174,028	...	...	...	...	...	...	3,292	4,188
Other field-crop	659	898	9,920	10,686	28,146	27,427	...	...	...	...	...	...	806	844
Vegetable	726	1,039	7,902	9,401	5,385	8,515	...	...	...	...	...	...	2,222	3,115
Fruit-and-nut	1,723	1,929	21,545	16,220	25,160	26,295	...	...	...	...	...	...	122,118	127,905
Dairy	31,162	38,836	676,220	694,538	1,146,235	1,077,184	...	...	...	...	...	...	11,184	20,878
Poultry	2,652	3,117	38,440	37,276	27,145	34,410	...	...	...	...	...	...	1,382	2,592
Other livestock	8,110	8,430	223,651	192,003	245,850	213,127	...	...	...	...	...	...	5,194	6,004
General crop	1,339	1,053	25,170	15,466	70,916	42,856	...	...	...	...	...	...	5,194	3,521
General livestock	2,954	5,380	65,893	101,970	77,406	106,926	...	...	...	...	...	...	797	2,834
Crop and livestock	7,984	9,480	201,302	170,606	218,340	217,866	...	...	...	...	...	...	7,144	12,437
Miscellaneous	244	259	3,127	2,817	9,660	6,733	...	...	...	...	...	...	710	1,028
Wisconsin	123,939	137,301	2,617,332	2,656,977	3,863,433	3,744,039	13,681	19,884	...	...	...	...	28,452	33,890
Commercial	117,335	128,319	2,567,732	2,588,797	3,734,278	3,568,718	13,485	19,743	...	...	...	...	25,118	29,993
Cash-grain	3,444	1,175	116,744	37,734	61,859	25,818	102	10	...	...	...	...	473	190
Other field-crop	537	887	7,637	10,320	17,670	25,265	1,846	3,289	...	...	...	...	26	168
Vegetable	329	522	5,977	7,866	8,095	10,910	...	58	...	...	...	...	63	108
Fruit-and-nut	92	150	1,385	1,300	4,331	3,800	...	...	...	...	...	...	14,503	13,264
Dairy	96,115	106,205	1,905,207	1,980,589	3,113,195	2,948,269	8,102	9,861	...	...	...	...	6,620	11,316
Poultry	1,291	1,578	17,692	20,487	22,230	25,421	11	75	...	...	...	...	1,083	397
Other livestock	8,957	9,888	315,934	329,902	295,949	301,087	468	600	...	...	...	...	795	1,443
General crop	520	567	11,748	11,195	38,338	38,370	121	254	...	...	...	...	483	544
General livestock	2,689	4,378	82,598	119,510	76,255	108,131	749	1,922	...	...	...	...	242	1,088
Crop and livestock	3,236	2,684	101,566	66,547	91,234	71,037	2,086	3,674	...	...	...	...	772	1,396
Miscellaneous	125	285	1,244	3,347	5,122	10,610	...	...	...	...	...	...	58	79
WEST NORTH CENTRAL														
Minnesota	126,711	136,711	5,446,511	5,778,577	3,809,492	3,745,596	(NA)	(NA)	...	...	...	...	4,951	9,480
Commercial	122,024	131,029	5,400,124	5,725,194	3,629,297	3,528,181	(NA)	(NA)	...	...	...	...	4,041	8,408
Cash-grain	28,726	19,642	1,626,177	1,278,742	581,114	391,331	(NA)	(NA)	...	...	...	...	725	740
Other field-crop	324	328	10,028	6,668	13,796	10,983	(NA)	(NA)	...	...	...	...	11	11
Vegetable	153	193	3,369	2,567	4,606	3,710	(NA)	(NA)	...	...	...	...	17	96
Fruit-and-nut	30	100	465	800	490	1,115	(NA)	(NA)	...	...	...	...	1,400	1,525
Dairy	40,531	40,869	1,092,608	985,860	1,541,211	1,362,618	(NA)	(NA)	...	...	...	...	436	1,589
Poultry	2,162	3,336	65,989	82,946	49,572	75,691	(NA)	(NA)	...	...	...	...	67	248
Other livestock	25,241	32,295	1,468,652	1,781,870	705,860	774,187	(NA)	(NA)	...	...	...	...	697	2,223
General crop	946	581	38,166	16,883	75,214	61,317	(NA)	(NA)	...	...	...	...	29	18
General livestock	9,273	16,955	355,141	656,427	239,108	406,716	(NA)	(NA)	...	...	...	...	320	813
Crop and livestock	14,536	16,614	737,704	909,548	410,101	427,390	(NA)	(NA)	...	...	...	...	317	886
Miscellaneous	102	116	1,825	2,883	8,225	13,123	(NA)	(NA)	...	...	...	...	22	259
Iowa	175,164	183,595	10,273,142	11,256,938	3,958,978	3,045,957	(NA)	(NA)	...	...	...	...	11,451	19,730
Commercial	168,943	176,478	10,211,750	11,173,238	3,921,567	3,002,088	(NA)	(NA)	...	...	...	...	9,635	17,270
Cash-grain	39,812	25,944	2,702,987	2,134,081	652,443	261,422	(NA)	(NA)	...	...	...	...	1,364	1,567
Other field-crop	26	57	1,925	2,814	1,030	745	(NA)	(NA)	...	...	...	...	2	15
Vegetable	105	187	2,120	5,849	1,625	1,950	(NA)	(NA)	...	...	...	...	46	116
Fruit-and-nut	...	55	...	600	...	710	(NA)	(NA)	...	...	...	...	178	812
Dairy	7,754	6,897	306,121	265,271	192,008	140,630	(NA)	(NA)	...	...	...	...	712	658
Poultry	1,477	2,140	48,725	61,013	21,830	21,343	(NA)	(NA)	...	...	...	...	414	238
Other livestock	99,230	113,742	6,020,917	7,037,911	2,614,811	2,170,390	(NA)	(NA)	...	...	...	...	5,098	10,475
General crop	317	439	12,189	22,774	11,925	12,537	(NA)	(NA)	...	...	...	...	847	112
General livestock	5,246	10,732	223,970	494,285	108,370	159,199	(NA)	(NA)	...	...	...	...	276	955
Crop and livestock	14,939	16,167	891,866	1,145,667	316,325	232,238	(NA)	(NA)	...	...	...	...	648	2,158
Miscellaneous	37	118	930	2,973	1,200	924	(NA)	(NA)	...	...	...	...	50	164

See footnotes at end of table.

Table 6.—FARMS REPORTING AND ACRES OF CORN HARVESTED FOR ALL PURPOSES; ACRES OF HAY, TOBACCO, AND COTTON HARVESTED; AND LAND IN FRUIT ORCHARDS; BY TYPE OF FARM, BY REGIONS AND STATES: CENSUSES OF 1954 AND 1950—Continued

[Data are based on reports for only a sample of farms. See text]

Region, State, and type of farm	Corn harvested for all purposes				Hay cut (acres)		Tobacco harvested[1] (acres)		Cotton harvested[1]				Land in fruit orchards, vineyards, and planted nut trees[2] (acres)	
	Farms reporting		Acres						Acres		Bales			
	1954	1949	1954	1949	1954	1949	1954	1949	1954	1949	1954	1949	1954	1950
WEST NORTH CENTRAL—Con.														
Missouri	116,527	142,095	4,057,526	3,892,995	2,621,544	3,440,221	(NA)	(NA)	426,103	572,481	404,927	460,084	31,158	42,687
Commercial	100,229	120,417	3,867,460	3,681,072	2,374,315	3,118,347	(NA)	(NA)	423,708	568,081	403,477	457,539	23,483	32,885
Cash-grain	17,859	11,742	1,007,871	647,726	305,353	175,571	(NA)	(NA)	12,261	16,417	11,357	13,485	2,049	1,463
Cotton	6,548	7,764	145,514	147,765	17,861	22,818	(NA)	(NA)	388,532	522,397	373,305	420,313	442	457
Other field-crop	170	352	3,275	7,946	1,575	3,114	(NA)	(NA)	150	175	125	140	42	38
Vegetable	82	166	702	1,775	601	1,795	(NA)	(NA)	...	150	...	80	29	210
Fruit-and-nut	110	231	1,305	2,452	1,925	5,529	(NA)	(NA)	20	...	15	...	6,109	6,572
Dairy	15,477	18,123	330,870	286,820	402,076	550,188	(NA)	(NA)	540	495	370	360	4,121	5,329
Poultry	1,808	3,557	35,240	52,628	36,124	67,868	(NA)	(NA)	150	...	110	...	717	1,546
Other livestock	45,175	60,398	1,864,489	1,972,391	1,298,776	1,845,076	(NA)	(NA)	2,121	3,127	1,699	2,617	6,757	12,148
General crop	1,164	1,092	52,289	36,490	49,118	47,137	(NA)	(NA)	11,443	14,917	10,356	12,298	316	544
General livestock	3,645	8,152	90,252	186,045	67,858	186,361	(NA)	(NA)	200	370	175	180	778	2,200
Crop and livestock	8,048	8,609	331,871	335,671	190,699	207,147	(NA)	(NA)	8,291	9,858	5,965	7,906	1,951	2,192
Miscellaneous	143	231	3,782	3,363	2,349	5,743	(NA)	(NA)	...	175	...	160	172	186
North Dakota	29,146	30,032	1,232,773	1,183,905	3,589,176	3,431,279	...	...	...	...	...	...	1,495	1,440
Commercial	28,946	29,735	1,229,212	1,177,397	3,555,760	3,380,689	...	...	...	...	...	...	1,463	1,391
Cash-grain	16,126	14,860	623,362	540,375	1,744,427	1,550,921	...	...	...	...	...	...	611	851
Other field-crop	210	177	5,067	3,760	18,038	11,641	...	...	...	...	...	...	13	10
Vegetable	...	5	...	20	...	...	...	...	...	...	...	...	...	...
Fruit-and-nut	...	...	...	...	...	...	...	...	...	...	...	...	...	...
Dairy	1,856	1,191	56,012	29,262	198,685	151,041	...	...	...	...	...	...	110	42
Poultry	72	86	2,515	2,400	7,615	6,615	...	...	...	...	...	...	10	5
Other livestock	4,980	6,794	322,511	372,395	902,452	1,032,218	...	...	...	...	...	...	281	257
General crop	228	153	7,944	4,804	51,803	18,275	...	...	...	...	...	...	8	1
General livestock	650	1,043	22,246	32,930	70,798	78,857	...	...	...	...	...	...	28	5
Crop and livestock	4,819	5,421	188,740	191,431	561,942	529,461	...	...	...	...	...	...	387	210
Miscellaneous	5	5	815	20	...	1,660	...	...	...	...	...	...	15	10
South Dakota	49,871	50,520	3,976,990	4,038,470	5,227,275	4,395,919	...	...	...	...	...	...	1,606	2,937
Commercial	49,354	49,661	3,957,331	4,008,627	5,180,903	4,310,987	...	...	...	...	...	...	1,474	2,678
Cash-grain	15,576	10,792	1,318,396	917,767	1,018,969	555,801	...	...	...	...	...	...	304	398
Other field-crop	68	61	2,217	2,987	6,490	3,353	...	...	...	...	...	...	...	5
Vegetable	15	10	180	500	...	125	...	...	...	...	...	...	45	17
Fruit-and-nut	...	...	...	...	...	...	...	...	...	...	...	...	...	4
Dairy	1,101	1,211	54,852	59,562	116,021	98,385	...	...	...	...	...	...	52	38
Poultry	269	282	10,980	14,321	9,340	12,090	...	...	...	...	...	...	11	14
Other livestock	22,664	27,283	1,913,397	2,313,614	3,230,719	3,081,099	...	...	...	...	...	...	767	1,760
General crop	572	220	38,067	13,025	124,421	49,560	...	...	...	...	...	...	54	5
General livestock	1,584	2,749	84,607	158,665	100,850	110,711	...	...	...	...	...	...	58	144
Crop and livestock	7,494	7,043	534,575	527,911	573,937	399,068	...	...	...	...	...	...	182	288
Miscellaneous	11	10	60	275	156	795	...	...	...	...	...	...	1	5
Nebraska	83,587	89,001	6,715,068	7,427,299	5,403,968	4,636,054	...	...	...	...	...	...	4,327	7,319
Commercial	81,661	86,256	6,685,458	7,373,628	5,374,733	4,589,411	...	...	...	...	...	...	3,873	6,687
Cash-grain	31,528	29,498	2,764,211	2,833,315	775,003	493,053	...	...	...	...	...	...	1,076	1,228
Other field-crop	339	207	10,231	9,371	11,365	15,075	...	...	...	...	...	...	5	12
Vegetable	50	35	805	555	75	275	...	...	...	...	...	...	25	15
Fruit-and-nut	...	30	...	490	...	110	...	...	...	...	...	...	370	1,522
Dairy	2,341	2,185	132,798	123,815	98,307	72,880	...	...	...	...	...	...	104	244
Poultry	355	897	13,170	40,260	12,045	16,365	...	...	...	...	...	...	38	176
Other livestock	35,101	36,990	2,907,752	3,138,226	3,928,958	3,512,313	...	...	...	...	...	...	1,665	2,582
General crop	940	631	54,566	38,075	144,979	79,018	...	...	...	...	...	...	74	74
General livestock	1,496	4,025	86,143	243,010	47,970	94,235	...	...	...	...	...	...	102	222
Crop and livestock	9,496	11,712	715,577	943,666	354,595	305,107	...	...	...	...	...	...	325	511
Miscellaneous	15	46	205	2,845	1,436	980	...	...	...	...	...	...	89	101
Kansas	51,038	65,677	2,037,169	2,367,021	2,500,173	1,975,567	(NA)	(NA)	...	...	...	...	9,442	14,442
Commercial	47,888	60,654	1,996,980	2,297,395	2,426,449	1,901,069	(NA)	(NA)	...	...	...	...	7,969	12,457
Cash-grain	20,865	15,426	975,251	713,498	1,002,354	446,572	(NA)	(NA)	...	...	...	...	1,777	1,965
Other field-crop	20	40	560	355	1,490	1,585	(NA)	(NA)	...	...	...	...	5	...
Vegetable	51	75	655	630	435	335	(NA)	(NA)	...	...	...	...	61	73
Fruit-and-nut	21	60	373	2,175	250	695	(NA)	(NA)	...	...	...	...	3,135	3,215
Dairy	4,748	5,860	137,274	148,460	178,737	151,773	(NA)	(NA)	...	...	...	...	408	764
Poultry	382	1,016	6,785	18,925	8,853	16,895	(NA)	(NA)	...	...	...	...	84	570
Other livestock	13,537	23,190	572,254	901,490	820,042	839,901	(NA)	(NA)	...	...	...	...	1,139	3,334
General crop	388	399	15,496	12,727	81,756	41,769	(NA)	(NA)	...	...	...	...	411	349
General livestock	1,433	5,071	42,058	136,330	45,049	110,950	(NA)	(NA)	...	...	...	...	97	616
Crop and livestock	6,428	9,490	246,099	361,827	287,038	289,694	(NA)	(NA)	...	...	...	...	807	1,480
Miscellaneous	15	27	175	978	445	900	(NA)	(NA)	...	...	...	...	45	91
SOUTH ATLANTIC														
Delaware	4,989	5,668	173,311	131,947	55,178	60,729	...	...	...	...	...	...	1,206	5,040
Commercial	4,183	4,522	165,079	121,322	53,170	57,139	...	...	...	...	...	...	1,160	4,826
Cash-grain	1,101	570	47,605	19,770	7,196	4,802	...	...	...	...	...	...	88	138
Cotton	...	...	...	...	...	...	...	...	...	...	...	...	...	...
Other field-crop	20	10	790	360	...	200	...	...	...	...	...	...	...	...
Vegetable	183	264	7,309	4,487	1,970	2,105	...	...	...	...	...	...	8	126
Fruit-and-nut	21	17	903	465	804	57	...	...	...	...	...	...	413	1,478
Dairy	896	1,173	33,090	33,058	26,211	29,567	...	...	...	...	...	...	108	342
Poultry	1,386	1,669	52,548	43,332	5,328	8,142	...	...	...	...	...	...	86	1,856
Other livestock	183	226	7,680	5,895	3,231	3,982	...	...	...	...	...	...	54	139
General crop	106	115	3,440	2,595	1,078	1,020	...	...	...	...	...	...	2	470
General livestock	41	115	1,910	1,890	1,336	1,260	...	...	...	...	...	...	3	62
Crop and livestock	228	355	9,340	9,305	5,420	5,897	...	...	...	...	...	...	398	211
Miscellaneous	18	8	464	165	596	107	...	...	...	...	...	...	...	4
Maryland	22,458	25,517	498,647	448,397	457,011	415,402	50,035	47,628	(NA)	...	(NA)	...	15,753	27,651
Commercial	17,933	19,660	472,274	413,813	426,886	379,016	48,327	46,032	(NA)	...	(NA)	...	14,315	24,449
Cash-grain	2,639	1,313	118,024	47,765	34,951	19,258	115	95	(NA)	...	(NA)	...	724	121
Cotton	...	...	...	...	...	...	...	...	(NA)	...	(NA)	...	...	...
Other field-crop	3,571	3,925	47,317	45,555	20,686	23,230	45,719	44,075	(NA)	...	(NA)	...	205	368
Vegetable	558	947	10,119	14,166	4,622	6,401	133	82	(NA)	...	(NA)	...	482	398
Fruit-and-nut	128	154	2,222	2,185	2,590	1,441	...	...	(NA)	...	(NA)	...	10,374	15,992
Dairy	5,841	6,515	171,315	166,481	232,669	201,103	183	236	(NA)	...	(NA)	...	592	1,767
Poultry	1,559	2,346	30,003	38,185	15,036	17,897	282	95	(NA)	...	(NA)	...	584	982
Other livestock	1,673	1,703	38,288	34,493	65,568	57,756	752	576	(NA)	...	(NA)	...	372	848
General crop	434	481	10,408	11,063	5,771	7,903	344	108	(NA)	...	(NA)	...	178	838
General livestock	296	714	7,675	12,594	8,581	13,571	...	64	(NA)	...	(NA)	...	61	581
Crop and livestock	1,168	1,446	35,250	40,138	32,428	28,929	788	612	(NA)	...	(NA)	...	667	1,334
Miscellaneous	66	116	1,653	1,188	3,984	1,527	11	89	(NA)	...	(NA)	...	76	1,220

See footnotes at end of table.

Table 6.—FARMS REPORTING AND ACRES OF CORN HARVESTED FOR ALL PURPOSES; ACRES OF HAY, TOBACCO, AND COTTON HARVESTED; AND LAND IN FRUIT ORCHARDS; BY TYPE OF FARM, BY REGIONS AND STATES: CENSUSES OF 1954 AND 1950—Continued

[Data are based on reports for only a sample of farms. See text]

Region, State, and type of farm	Corn harvested for all purposes				Hay cut (acres)		Tobacco harvested[1] (acres)		Cotton harvested[1]				Land in fruit orchards, vineyards, and planted nut trees[2] (acres)	
	Farms reporting		Acres						Acres		Bales			
	1954	1949	1954	1949	1954	1949	1954	1949	1954	1949	1954	1949	1954	1950
SOUTH ATLANTIC—Continued														
Virginia	89,715	107,053	866,068	953,279	1,197,520	1,152,829	121,730	115,099	16,899	30,076	11,293	19,095	87,892	127,378
Commercial	58,740	67,881	742,856	781,716	996,312	955,340	114,252	107,660	15,858	28,386	10,637	18,035	79,402	107,304
Cash-grain	3,112	2,253	81,655	57,827	39,748	26,097	382	304	27	245	26	130	348	636
Cotton	185	351	2,070	2,117	290	786	84	328	1,525	2,497	920	1,844	12	11
Other field-crop	29,074	32,678	267,762	308,621	157,595	159,583	104,285	96,038	11,008	22,113	7,521	13,798	3,068	5,858
Vegetable	501	760	4,876	7,726	2,180	2,988	18	16	...	55	...	5	110	274
Fruit-and-nut	758	623	7,999	6,602	20,916	13,257	144	74	...	...	...	...	60,457	60,573
Dairy	6,558	7,139	103,496	102,884	224,681	214,750	2,101	2,242	17	120	17	90	2,652	5,750
Poultry	2,593	3,686	24,065	30,862	46,656	40,651	445	381	...	40	...	20	1,776	4,100
Other livestock	9,126	10,755	152,317	151,721	360,926	344,186	1,196	1,838	193	74	125	40	6,428	14,725
General crop	1,662	1,571	27,636	27,260	30,648	19,674	1,882	1,631	2,406	2,239	1,500	1,487	1,130	2,080
General livestock	1,041	2,357	11,350	21,099	21,148	40,184	122	469	20	40	15	15	412	3,319
Crop and livestock	3,443	4,719	52,273	56,259	73,732	80,273	2,983	4,021	582	808	468	501	2,306	7,992
Miscellaneous	687	989	7,357	8,738	17,792	12,911	610	318	80	155	45	105	703	1,986
West Virginia	39,546	52,152	192,353	238,687	714,375	737,675	2,673	2,650	...	...	...	...	46,669	79,906
Commercial	15,466	18,593	125,500	130,893	466,683	460,797	1,840	1,963	...	...	...	...	33,645	54,730
Cash-grain	734	317	13,851	7,275	10,263	6,220	24	14	...	...	...	...	222	646
Cotton	...	...	...	...	...	...	...	...	...	...	...	...	...	...
Other field-crop	1,216	1,127	5,585	6,463	11,724	9,252	1,428	1,479	...	...	...	...	420	472
Vegetable	41	71	150	348	669	867	8	...	...	...	...	...	30	332
Fruit-and-nut	363	240	2,693	2,925	6,670	5,761	2	9	...	...	...	...	23,275	34,804
Dairy	3,533	3,535	38,293	29,236	127,851	99,030	59	18	...	...	...	...	1,758	2,961
Poultry	1,726	2,262	8,593	11,876	31,737	33,020	22	42	...	...	...	...	903	1,654
Other livestock	5,993	8,107	42,752	52,418	231,971	245,112	110	86	...	...	...	...	4,638	8,914
General crop	232	167	1,626	2,365	9,846	5,827	29	71	...	...	...	...	268	198
General livestock	567	1,454	3,089	8,030	12,193	27,882	6	52	...	...	...	...	411	1,455
Crop and livestock	829	849	7,855	7,610	19,220	16,508	139	182	...	...	...	...	1,479	2,484
Miscellaneous	232	464	1,013	2,347	4,539	7,318	13	10	...	...	...	...	241	810
North Carolina	206,225	237,658	2,015,530	2,112,603	872,006	882,763	665,383	603,126	518,770	849,057	364,972	473,445	41,620	58,687
Commercial	160,930	179,201	1,829,282	1,836,758	700,227	708,518	650,570	587,782	487,425	789,687	348,465	443,274	31,928	43,233
Cash-grain	4,141	2,811	113,285	69,018	37,074	23,204	1,369	456	4,391	4,742	3,055	2,304	373	731
Cotton	13,448	19,279	116,129	165,724	46,363	77,408	11,627	5,440	190,139	304,594	126,574	194,429	1,264	2,586
Other field-crop	118,274	129,111	1,259,142	1,280,753	258,383	318,125	612,187	561,662	234,313	403,914	176,868	202,899	5,502	9,957
Vegetable	773	1,076	4,462	6,775	3,077	4,046	169	261	235	1,540	175	620	157	1,117
Fruit-and-nut	510	549	3,651	3,818	2,755	2,033	211	312	1,943	1,047	1,056	432	16,027	16,366
Dairy	5,255	4,479	75,141	55,374	148,661	106,039	3,464	1,907	6,110	6,306	4,092	4,476	1,076	1,797
Poultry	4,110	3,976	32,052	28,440	30,952	21,760	2,401	1,733	2,425	3,150	1,485	2,056	2,160	1,320
Other livestock	4,451	4,734	65,088	58,548	73,629	52,339	1,783	1,703	1,565	3,801	1,093	1,783	1,732	2,464
General crop	5,118	5,027	96,622	80,866	40,517	32,987	11,770	8,376	35,661	41,232	26,655	22,520	2,183	2,714
General livestock	326	895	3,665	8,760	5,317	10,680	123	220	320	756	225	506	88	320
Crop and livestock	3,420	5,464	50,611	63,505	42,604	47,602	4,380	4,312	9,094	16,400	6,594	10,225	1,016	2,731
Miscellaneous	1,104	1,800	9,434	15,177	10,895	12,295	1,086	1,400	1,229	2,205	593	1,024	350	1,130
South Carolina	93,286	115,820	1,036,476	1,352,159	402,549	379,627	118,454	108,844	798,973	1,199,667	475,589	536,570	46,558	63,142
Commercial	62,580	77,111	850,316	1,070,508	313,987	287,495	116,342	105,980	718,253	1,038,869	436,797	483,771	40,668	47,756
Cash-grain	950	846	24,833	23,323	15,951	10,815	125	43	8,589	4,928	5,114	1,564	389	928
Cotton	30,040	37,357	370,317	471,747	93,794	104,725	12,812	6,832	503,770	731,406	303,434	366,007	3,422	7,060
Other field-crop	21,959	26,373	211,290	284,398	39,161	39,759	97,028	94,705	126,800	162,492	82,196	63,368	374	853
Vegetable	443	977	9,512	14,103	2,834	2,817	34	76	2,908	7,222	1,282	1,700	778	144
Fruit-and-nut	414	416	7,092	4,729	8,612	4,383	...	...	4,149	3,149	2,902	1,609	27,362	24,601
Dairy	1,253	1,210	33,233	35,971	39,823	31,849	207	150	6,944	10,137	3,670	4,619	2,449	1,552
Poultry	845	945	10,905	14,475	7,711	7,403	108	71	3,356	5,455	2,017	2,306	1,156	1,136
Other livestock	2,343	2,428	70,982	68,983	56,466	28,460	365	110	6,330	13,243	3,549	4,576	1,428	1,822
General crop	2,516	3,299	63,636	76,145	23,546	26,667	4,796	2,940	38,312	62,266	23,434	23,974	1,750	5,234
General livestock	77	239	1,270	6,660	1,575	2,741	10	...	105	1,395	50	569	20	162
Crop and livestock	1,344	2,321	39,943	58,509	16,998	21,788	815	820	15,241	32,171	8,244	11,810	1,271	3,168
Miscellaneous	396	700	7,303	11,465	7,516	6,088	42	233	1,749	5,005	905	1,569	269	1,096
Georgia	120,815	158,766	2,744,901	2,972,242	405,319	331,155	99,223	92,060	985,214	1,562,405	586,813	614,088	194,945	222,582
Commercial	86,850	110,663	2,454,983	2,520,277	333,542	252,098	97,113	89,300	922,346	1,365,061	557,526	558,940	167,270	186,702
Cash-grain	1,371	845	60,134	30,264	16,338	6,347	97	120	5,658	3,325	3,089	1,419	6,262	2,690
Cotton	36,674	39,306	826,598	691,809	70,534	87,307	7,990	2,402	635,707	825,221	381,568	361,520	16,321	15,393
Other field-crop	19,377	36,544	578,372	904,394	6,998	6,753	64,637	68,107	93,982	236,159	57,906	84,923	11,389	28,994
Vegetable	672	1,517	11,928	20,529	1,048	1,484	200	408	1,620	4,112	891	1,011	2,254	934
Fruit-and-nut	258	318	8,028	11,458	5,182	3,140	25	23	2,223	3,168	1,433	1,797	41,493	45,371
Dairy	1,758	1,851	47,293	44,209	58,549	38,591	411	233	7,987	14,447	4,507	6,040	6,865	5,700
Poultry	6,761	5,633	71,816	55,697	29,789	14,703	350	95	12,687	20,877	7,771	6,280	3,442	3,274
Other livestock	6,645	5,889	307,453	208,626	82,240	35,293	2,280	1,574	17,793	26,225	9,751	8,409	30,409	26,322
General crop	8,236	10,058	320,665	305,477	24,546	22,242	15,817	9,979	103,252	157,350	65,980	62,961	18,814	31,948
General livestock	177	442	5,763	6,529	3,878	3,064	68	20	509	1,302	274	380	194	582
Crop and livestock	3,676	5,666	177,019	180,629	22,506	20,720	4,557	4,975	35,607	57,295	21,357	19,485	22,820	16,599
Miscellaneous	1,245	2,594	39,914	60,656	11,934	12,454	681	1,364	5,321	15,580	2,999	4,715	7,007	8,895
Florida	17,464	22,363	535,282	531,725	59,390	19,603	25,057	21,720	33,547	41,166	24,149	16,962	635,241	480,294
Commercial	11,428	13,112	472,411	420,887	55,871	16,608	24,593	20,402	30,595	33,876	22,325	14,502	583,362	441,629
Cash-grain	233	124	11,348	4,630	338	...	26	8	352	220	245	115	184	34
Cotton	1,251	851	38,229	19,745	35	245	15	97	11,596	10,800	9,362	5,170	362	154
Other field-crop	4,807	5,175	202,719	177,506	4,449	1,802	21,654	15,880	6,462	9,087	4,188	3,340	2,486	2,652
Vegetable	658	1,452	15,784	27,343	2,766	1,181	148	554	379	505	237	264	12,073	8,526
Fruit-and-nut	168	237	2,405	1,828	5,218	1,160	...	36	85	20	52	8	541,261	400,377
Dairy	226	193	10,365	7,214	10,326	1,623	209	110	328	159	229	64	1,845	1,458
Poultry	181	231	3,669	2,834	910	105	118	44	144	60	132	25	2,993	3,676
Other livestock	1,798	2,170	83,226	79,516	21,146	8,364	681	679	1,620	2,338	960	910	10,648	9,576
General crop	1,034	1,058	48,962	40,251	5,264	1,120	809	1,471	6,297	5,729	4,544	2,511	2,999	5,070
General livestock	12	71	575	2,305	50	10	...	11	...	345	...	150	1	143
Crop and livestock	917	1,316	49,510	51,586	3,129	855	865	1,355	3,297	4,502	2,351	1,908	1,639	4,666
Miscellaneous	143	234	5,619	6,029	2,240	143	68	157	35	111	25	37	6,871	5,297

See footnotes at end of table.

Table 6.—FARMS REPORTING AND ACRES OF CORN HARVESTED FOR ALL PURPOSES; ACRES OF HAY, TOBACCO, AND COTTON HARVESTED; AND LAND IN FRUIT ORCHARDS; BY TYPE OF FARM, BY REGIONS AND STATES: CENSUSES OF 1954 AND 1950—Continued

[Data are based on reports for only a sample of farms. See text]

Region, State, and type of farm	Corn harvested for all purposes				Hay cut (acres)		Tobacco harvested[1] (acres)		Cotton harvested[1]				Land in fruit orchards, vineyards, and planted nut trees[2] (acres)	
	Farms reporting		Acres						Acres		Bales			
	1954	1949	1954	1949	1954	1949	1954	1949	1954	1949	1954	1949	1954	1950
EAST SOUTH CENTRAL														
Kentucky	137,074	161,478	1,958,508	2,210,661	1,463,587	1,674,960	273,869	324,680	9,724	19,211	11,899	16,064	21,047	42,288
Commercial	97,491	110,638	1,741,031	1,884,323	1,334,866	1,495,664	259,802	303,712	9,439	18,786	11,634	15,784	14,190	26,788
Cash-grain	4,752	2,045	227,077	110,183	44,880	21,401	4,484	2,160	668	173	742	128	1,043	554
Cotton	226	337	5,430	7,271	880	1,448	26	25	7,443	15,081	9,483	13,061	16	42
Other field-crop	61,665	57,768	694,625	642,478	585,105	532,398	202,608	204,735	95	285	70	165	4,759	8,210
Vegetable	70	155	435	1,635	370	905	13	64	...	25	...	15	20	89
Fruit-and-nut	82	322	553	4,346	185	2,335	47	314	...	...	...	...	2,558	4,353
Dairy	6,078	6,943	120,607	121,856	145,880	144,368	9,779	12,618	80	80	95	55	748	1,470
Poultry	588	872	7,307	10,130	8,575	8,800	607	396	10	...	5	...	212	560
Other livestock	11,120	20,536	341,101	531,078	312,527	450,492	13,503	32,467	595	762	660	620	2,107	5,873
General crop	2,729	1,898	89,440	55,536	53,171	30,229	6,798	4,883	333	555	369	440	1,076	742
General livestock	641	2,533	14,255	47,665	12,369	37,108	602	3,049	10	25	5	10	92	663
Crop and livestock	9,180	16,676	235,558	345,076	164,658	255,377	20,826	42,225	205	1,800	205	1,290	1,442	3,974
Miscellaneous	360	553	4,643	7,069	6,266	10,803	509	776	...	...	...	...	117	258
Tennessee	134,117	164,527	1,821,995	2,062,913	1,280,310	1,656,405	98,583	102,529	618,940	885,193	491,381	616,132	24,723	41,092
Commercial	99,485	113,914	1,597,380	1,691,739	1,084,871	1,347,554	85,130	87,068	592,260	823,537	476,404	588,792	16,489	26,165
Cash-grain	2,560	2,124	87,822	61,580	26,726	26,101	822	491	6,296	2,512	4,968	1,836	214	185
Cotton	33,660	37,367	493,026	462,914	85,168	163,638	450	383	529,736	735,910	432,515	528,998	2,220	3,963
Other field-crop	26,410	23,784	259,439	249,367	205,754	210,367	57,018	50,850	2,025	2,640	1,170	1,457	2,537	3,962
Vegetable	289	424	3,018	3,209	4,548	3,629	67	153	222	885	287	540	59	258
Fruit-and-nut	402	363	3,207	3,660	6,061	3,197	129	155	440	475	270	340	2,571	3,434
Dairy	10,794	10,928	184,131	170,694	249,585	246,945	7,203	7,038	12,016	11,321	7,529	7,250	2,196	2,634
Poultry	736	989	7,162	10,743	10,011	10,694	313	320	765	450	595	255	316	384
Other livestock	11,933	17,173	304,814	376,689	278,674	353,497	6,304	8,550	11,089	21,303	7,958	14,607	3,221	5,008
General crop	2,886	3,123	60,407	58,457	47,185	57,895	2,918	3,295	10,544	12,321	8,016	8,705	943	1,110
General livestock	1,088	3,204	20,334	50,831	20,571	55,425	800	2,098	1,170	1,896	705	1,185	226	646
Crop and livestock	8,125	13,458	166,863	232,230	140,899	204,866	8,849	13,433	17,324	32,354	11,940	22,945	1,735	4,200
Miscellaneous	602	977	7,157	11,365	9,689	11,300	257	302	633	1,470	451	674	251	381
Alabama	134,051	171,593	2,282,520	2,481,969	507,184	416,228	(NA)	(NA)	1,142,480	1,845,075	698,019	823,683	66,486	82,764
Commercial	84,233	107,961	1,875,901	1,908,714	425,123	351,868	(NA)	(NA)	1,018,161	1,562,540	637,947	734,884	47,177	59,706
Cash-grain	1,167	773	44,216	22,642	7,708	3,962	(NA)	(NA)	3,109	2,827	1,779	924	656	620
Cotton	63,573	70,877	1,264,825	1,072,743	142,232	125,262	(NA)	(NA)	897,330	1,251,236	563,314	618,906	10,292	13,728
Other field-crop	1,659	11,327	49,083	242,945	2,116	1,345	(NA)	(NA)	9,624	93,427	5,808	31,558	1,612	4,269
Vegetable	400	642	5,512	7,355	1,048	665	(NA)	(NA)	1,033	3,055	682	867	512	760
Fruit-and-nut	382	338	5,029	4,290	1,402	995	(NA)	(NA)	1,675	1,745	880	618	7,740	7,534
Dairy	1,590	1,792	44,128	39,605	61,893	53,536	(NA)	(NA)	8,391	11,274	5,086	4,764	2,592	3,018
Poultry	2,065	1,378	34,190	17,323	10,774	3,997	(NA)	(NA)	9,179	7,703	6,367	3,031	1,312	1,226
Other livestock	6,053	6,955	195,106	184,087	144,388	106,476	(NA)	(NA)	23,596	44,795	13,948	16,857	12,896	10,950
General crop	3,006	5,540	101,559	126,931	13,600	14,285	(NA)	(NA)	30,448	68,101	19,358	27,632	2,280	5,281
General livestock	181	415	3,799	8,130	3,853	4,726	(NA)	(NA)	697	2,867	460	1,021	462	426
Crop and livestock	3,230	6,420	108,908	155,381	23,530	29,728	(NA)	(NA)	30,148	65,385	18,733	25,339	5,182	9,370
Miscellaneous	927	1,504	19,545	27,282	12,579	6,891	(NA)	(NA)	2,931	10,125	1,532	3,367	1,641	2,524
Mississippi	149,965	185,619	1,635,321	1,988,645	620,111	629,923	...	...	1,949,693	2,753,096	1,553,719	1,496,696	122,487	124,463
Commercial	111,943	123,429	1,383,675	1,474,509	539,562	525,585	...	...	1,849,446	2,394,648	1,497,948	1,387,859	91,813	98,712
Cash-grain	1,038	1,168	35,930	28,130	10,607	9,947	...	...	23,453	16,085	18,776	6,727	915	1,289
Cotton	93,986	95,690	1,047,059	1,033,073	209,812	219,538	...	...	1,743,243	2,198,050	1,422,748	1,319,105	8,074	10,284
Other field-crop	437	486	5,408	5,295	1,492	1,505	...	...	1,622	2,545	1,072	1,030	384	2,003
Vegetable	301	919	2,790	8,118	645	1,380	...	...	935	3,784	455	988	82	238
Fruit-and-nut	81	120	916	1,342	1,615	979	...	...	200	505	110	175	46,103	58,790
Dairy	5,010	5,702	80,327	80,449	95,111	76,410	...	...	22,712	34,174	15,251	11,603	5,027	4,177
Poultry	1,298	1,227	15,322	12,740	7,959	4,010	...	...	4,291	3,880	2,930	1,445	2,036	670
Other livestock	5,478	8,276	115,013	155,733	148,685	131,957	...	...	17,899	49,442	12,394	16,366	17,122	11,957
General crop	1,272	2,214	27,191	35,416	20,648	22,870	...	...	14,364	24,117	10,308	9,318	2,499	2,175
General livestock	185	594	2,755	8,821	2,721	4,800	...	...	571	2,959	299	893	540	568
Crop and livestock	2,302	5,739	43,529	88,991	30,768	43,248	...	...	18,855	52,147	12,794	18,372	4,407	5,270
Miscellaneous	555	1,294	7,435	16,401	9,499	8,941	...	...	1,301	6,960	811	1,837	4,624	1,291
WEST SOUTH CENTRAL														
Arkansas	59,351	98,918	707,740	1,125,293	784,868	1,009,737	(NA)	(NA)	1,680,261	2,570,338	1,286,267	1,588,688	41,742	68,851
Commercial	45,118	70,761	615,515	927,627	615,041	777,466	(NA)	(NA)	1,536,525	2,427,075	1,269,489	1,544,982	33,116	54,780
Cash-grain	1,482	1,497	38,414	41,530	45,249	34,996	(NA)	(NA)	44,190	35,102	30,360	17,861	755	648
Cotton	31,741	46,308	421,948	602,974	153,893	251,368	(NA)	(NA)	1,534,528	2,257,585	1,210,325	1,478,271	4,245	6,813
Other field-crop	181	256	1,780	2,250	1,510	1,810	(NA)	(NA)	1,005	1,355	475	340	108	35
Vegetable	266	493	2,290	4,380	1,382	3,242	(NA)	(NA)	1,000	1,434	285	531	25	231
Fruit-and-nut	305	1,082	2,422	7,834	7,956	12,675	(NA)	(NA)	561	5,997	201	1,609	16,131	28,748
Dairy	3,055	3,998	29,420	35,036	109,024	100,005	(NA)	(NA)	8,073	12,218	3,259	3,478	1,586	2,151
Poultry	1,238	2,104	11,270	15,499	39,543	32,675	(NA)	(NA)	2,385	2,686	925	832	3,192	3,678
Other livestock	4,402	7,980	65,788	120,405	195,255	221,380	(NA)	(NA)	11,292	34,369	4,652	11,030	3,864	6,598
General crop	677	1,265	15,063	22,364	21,636	29,608	(NA)	(NA)	18,297	24,950	12,004	10,442	1,594	1,734
General livestock	267	1,176	2,893	10,960	6,556	21,440	(NA)	(NA)	613	2,975	173	1,073	160	776
Crop and livestock	1,258	4,074	21,718	59,235	26,727	60,044	(NA)	(NA)	13,473	46,602	6,387	18,848	1,144	2,892
Miscellaneous	246	528	2,509	5,160	6,310	8,223	(NA)	(NA)	1,108	1,802	443	667	312	476
Louisiana	58,608	72,243	610,337	714,912	369,950	265,808	(NA)	(NA)	665,196	902,075	538,012	601,923	56,862	53,672
Commercial	40,452	48,848	514,877	564,004	317,118	233,623	(NA)	(NA)	624,152	827,342	519,569	568,608	47,430	43,103
Cash-grain	669	493	16,685	5,299	18,757	7,830	(NA)	(NA)	5,947	5,779	5,688	3,989	1,478	422
Cotton	29,783	33,228	322,485	338,049	89,373	76,575	(NA)	(NA)	573,123	733,143	479,865	515,598	7,441	5,644
Other field-crop	3,234	5,339	72,979	95,213	13,121	10,154	(NA)	(NA)	11,041	27,057	9,684	14,806	462	925
Vegetable	346	607	4,395	6,060	1,125	1,165	(NA)	(NA)	365	720	210	370	140	224
Fruit-and-nut	874	1,074	2,850	3,108	3,525	1,137	(NA)	(NA)	431	760	244	295	14,660	26,112
Dairy	1,455	1,354	25,639	17,426	38,738	26,121	(NA)	(NA)	5,785	6,584	3,200	3,656	2,431	2,822
Poultry	319	185	2,244	1,380	3,820	980	(NA)	(NA)	2,179	505	993	295	620	530
Other livestock	2,291	3,025	44,594	51,641	118,182	83,550	(NA)	(NA)	9,674	20,590	5,705	11,221	11,930	4,428
General crop	819	2,089	11,894	25,987	12,301	10,111	(NA)	(NA)	9,564	20,529	9,360	12,006	723	710
General livestock	37	94	535	1,221	1,125	1,154	(NA)	(NA)	60	467	23	224	5	131
Crop and livestock	464	1,125	8,811	16,370	13,075	9,742	(NA)	(NA)	5,696	10,616	4,412	5,924	5,774	932
Miscellaneous	161	235	1,766	2,250	3,976	5,104	(NA)	(NA)	287	592	185	224	1,766	223

See footnotes at end of table.

Table 6.—FARMS REPORTING AND ACRES OF CORN HARVESTED FOR ALL PURPOSES; ACRES OF HAY, TOBACCO, AND COTTON HARVESTED; AND LAND IN FRUIT ORCHARDS; BY TYPE OF FARM, BY REGIONS AND STATES: CENSUSES OF 1954 AND 1950—Continued

[Data are based on reports for only a sample of farms. See text]

Region, State, and type of farm	Corn harvested for all purposes				Hay cut (acres)		Tobacco harvested[1] (acres)		Cotton harvested[1]				Land in fruit orchards, vineyards, and planted nut trees[2] (acres)	
	Farms reporting		Acres						Acres		Bales			
	1954	1949	1954	1949	1954	1949	1954	1949	1954	1949	1954	1949	1954	1950
WEST SOUTH CENTRAL—Con.														
Oklahoma	17,534	56,497	277,894	1,042,034	1,486,319	1,176,834	...	(NA)	890,679	1,204,139	282,237	568,709	38,105	59,535
Commercial	12,796	39,631	235,691	864,127	1,339,969	1,058,970	...	(NA)	863,971	1,143,499	277,040	555,541	28,016	45,149
Cash-grain	1,148	2,264	28,614	70,518	310,358	129,064	...	(NA)	134,776	30,580	28,009	14,027	1,438	2,021
Cotton	3,047	8,562	53,676	180,708	79,579	83,823	...	(NA)	469,814	809,188	183,529	426,802	2,515	3,675
Other field-crop	599	2,550	8,625	46,180	10,592	9,895	...	(NA)	10,074	25,630	3,499	7,535	415	1,732
Vegetable	77	301	610	5,160	2,363	2,985	...	(NA)	540	1,695	125	460	362	642
Fruit-and-nut	61	145	485	1,615	2,245	4,795	...	(NA)	85	535	39	190	2,518	7,349
Dairy	1,254	3,926	21,953	69,225	138,601	107,543	...	(NA)	20,611	15,750	4,856	5,060	1,577	4,460
Poultry	167	675	1,655	9,205	12,595	8,320	...	(NA)	835	1,490	195	410	396	612
Other livestock	3,687	11,370	67,650	247,652	500,526	407,707	...	(NA)	49,094	60,903	11,229	20,073	10,237	13,922
General crop	831	2,068	17,971	56,990	131,758	106,934	...	(NA)	84,215	77,697	23,251	38,220	3,137	2,961
General livestock	248	1,702	3,845	31,517	15,609	33,980	...	(NA)	2,946	6,667	602	1,748	603	1,324
Crop and livestock	1,657	6,016	30,532	144,757	135,333	143,464	...	(NA)	90,671	112,889	22,641	40,831	4,768	6,256
Miscellaneous	20	52	75	600	410	460	...	(NA)	310	475	65	185	20	195
Texas	103,510	151,848	1,857,994	2,306,809	1,550,845	1,246,820	...	...	7,466,831	10,582,232	3,526,419	5,548,527	151,854	291,332
Commercial	76,045	118,477	1,660,449	2,066,459	1,391,394	1,121,370	...	...	7,281,356	10,426,113	3,480,465	5,500,908	130,155	245,077
Cash-grain	3,094	4,715	111,244	140,843	94,814	54,557	...	...	252,545	137,908	95,219	68,172	2,023	3,731
Cotton	41,327	64,491	887,017	1,039,057	381,604	288,513	...	...	6,208,903	9,498,491	3,146,635	5,097,541	39,685	68,583
Other field-crop	1,821	5,310	30,269	85,000	9,761	14,415	...	...	27,133	46,470	6,470	16,493	1,469	9,413
Vegetable	1,203	1,791	16,297	15,650	6,943	4,155	...	...	17,949	25,801	13,581	17,188	2,503	6,980
Fruit-and-nut	230	354	2,130	3,093	1,965	3,742	...	...	2,498	11,687	1,255	7,747	29,991	82,394
Dairy	2,205	3,205	42,841	47,483	137,506	111,678	...	...	54,074	60,451	17,105	23,734	1,604	3,630
Poultry	2,974	3,449	46,865	50,760	25,507	20,230	...	...	27,753	16,640	7,242	6,710	2,534	3,752
Other livestock	11,836	17,604	251,541	341,159	515,847	428,340	...	...	235,172	185,050	48,261	68,860	31,917	35,304
General crop	3,434	4,024	99,428	80,278	117,102	73,023	...	...	237,742	177,531	85,867	87,082	9,255	10,327
General livestock	975	1,978	19,873	37,340	11,538	13,830	...	...	9,786	11,777	2,147	3,980	683	1,863
Crop and livestock	6,561	11,136	148,790	221,468	85,097	105,966	...	...	205,546	251,022	55,893	101,782	5,800	17,010
Miscellaneous	385	420	4,154	4,328	3,710	2,921	...	...	2,255	3,285	790	1,619	2,691	2,090
MOUNTAIN														
Montana	3,125	3,027	153,536	129,697	2,269,880	1,880,253	...	...	...	...	...	...	2,778	4,412
Commercial	3,056	2,882	152,242	128,052	2,223,561	1,830,199	...	...	...	...	...	...	2,492	3,343
Cash-grain	1,290	806	70,220	35,082	440,307	218,656	...	...	...	...	...	...	129	181
Other field-crop	129	137	2,450	3,913	27,441	18,583	...	...	...	...	...	...	6	776
Vegetable	...	5	...	5	110	455	...	...	...	...	...	...	5	2
Fruit-and-nut	...	...	...	...	170	310	...	...	...	...	...	...	783	824
Dairy	191	108	3,469	1,815	72,094	63,899	...	...	...	...	...	...	444	414
Poultry	5	5	5	85	5,146	3,744	...	...	...	...	...	...	56	10
Other livestock	1,150	1,474	65,081	78,559	1,491,789	1,339,802	...	...	...	...	...	...	813	711
General crop	56	96	1,709	2,185	63,525	66,756	...	...	...	...	...	...	62	86
General livestock	30	61	769	1,460	14,187	24,945	...	...	...	...	...	...	73	91
Crop and livestock	204	190	8,499	4,948	103,752	88,814	...	...	...	...	...	...	102	235
Miscellaneous	1	...	40	...	5,040	4,235	...	...	...	...	...	...	19	13
Idaho	3,695	2,876	46,100	25,898	1,099,035	1,047,569	...	...	...	...	...	...	15,589	16,299
Commercial	3,528	2,605	44,945	24,372	1,048,383	990,028	...	...	...	...	...	...	14,934	14,909
Cash-grain	267	156	5,858	2,537	186,246	147,609	...	...	...	...	...	...	402	356
Other field-crop	266	207	2,857	1,541	110,461	100,889	...	...	...	...	...	...	266	602
Vegetable	20	35	170	675	1,001	1,195	...	...	...	...	...	...	26	548
Fruit-and-nut	66	35	585	135	2,040	1,265	...	...	...	...	...	...	11,797	8,069
Dairy	1,573	1,095	15,653	8,240	144,511	125,625	...	...	...	...	...	...	624	1,084
Poultry	15	35	75	305	4,835	2,940	...	...	...	...	...	...	80	70
Other livestock	522	401	8,908	4,330	343,137	366,410	...	...	...	...	...	...	297	747
General crop	250	163	4,604	2,409	100,913	104,548	...	...	...	...	...	...	354	1,348
General livestock	37	65	379	455	15,378	26,625	...	...	...	...	...	...	8	107
Crop and livestock	507	413	5,756	3,745	132,192	109,262	...	...	...	...	...	...	1,055	1,916
Miscellaneous	5	...	100	...	7,669	3,660	...	...	...	...	...	...	25	62
Wyoming	1,647	1,540	49,751	41,102	943,850	1,059,120	...	...	...	...	...	...	375	527
Commercial	1,594	1,459	49,064	40,107	923,564	1,032,427	...	...	...	...	...	...	224	431
Cash-grain	205	250	6,247	7,255	40,287	48,547	...	...	...	...	...	...	44	72
Other field-crop	185	60	2,630	1,255	14,799	7,524	...	...	...	...	...	...	26	18
Vegetable	...	...	...	...	60	65	...	...	...	...	...	...	...	...
Fruit-and-nut	...	...	...	...	...	...	...	...	...	...	...	...	...	35
Dairy	152	85	3,072	1,660	43,629	53,175	...	...	...	...	...	...	7	21
Poultry	11	1	109	20	1,784	2,275	...	...	...	...	...	...	...	32
Other livestock	834	720	32,807	24,142	739,539	824,939	...	...	...	...	...	...	107	195
General crop	96	53	1,645	785	42,744	47,721	...	...	...	...	...	...	28	11
General livestock	18	55	499	775	4,779	7,685	...	...	...	...	...	...	...	6
Crop and livestock	93	235	2,055	4,215	34,643	39,266	...	...	...	...	...	...	7	37
Miscellaneous	...	...	...	...	1,300	1,230	...	...	...	...	...	...	5	4
Colorado	11,866	16,293	398,658	610,956	1,293,534	1,390,308	...	...	...	...	...	...	20,155	25,133
Commercial	10,760	14,731	387,861	597,416	1,252,594	1,348,298	...	...	...	...	...	...	17,410	20,907
Cash-grain	1,564	3,309	108,204	223,671	84,662	95,692	...	...	...	...	...	...	219	732
Other field-crop	828	856	20,106	15,889	59,269	58,442	...	...	...	...	...	...	19	108
Vegetable	116	307	2,536	3,770	3,009	6,148	...	...	...	...	...	...	38	197
Fruit-and-nut	168	185	1,309	1,000	6,250	3,940	...	...	...	...	...	...	14,286	14,176
Dairy	1,738	1,770	47,415	47,020	92,608	76,125	...	...	...	...	...	...	487	666
Poultry	149	252	3,715	5,846	6,704	9,811	...	...	...	...	...	...	198	252
Other livestock	3,747	4,472	136,331	175,048	755,757	848,769	...	...	...	...	...	...	1,020	2,854
General crop	1,191	1,268	29,715	32,708	137,883	119,455	...	...	...	...	...	...	426	610
General livestock	143	500	4,848	14,870	8,951	15,533	...	...	...	...	...	...	56	410
Crop and livestock	1,116	1,792	33,682	77,449	96,232	112,005	...	...	...	...	...	...	660	840
Miscellaneous	...	20	...	145	1,269	2,378	...	...	...	...	...	...	1	62
New Mexico	4,581	8,120	38,190	83,035	216,471	186,665	...	...	192,204	288,837	284,356	268,466	12,514	17,746
Commercial	1,949	4,043	23,859	57,194	186,122	147,135	...	...	191,532	286,546	283,937	267,082	9,242	12,340
Cash-grain	150	871	3,196	19,671	5,719	8,841	...	...	2,057	1,580	1,119	701	34	309
Cotton	619	483	5,278	2,506	68,262	30,219	...	...	173,749	253,222	265,496	244,598	471	2,030
Other field-crop	32	161	135	1,405	2,232	1,030	...	...	2,145	1,850	1,374	755	8	78
Vegetable	35	71	85	515	775	422	...	...	2,110	658	2,355	422	30	154
Fruit-and-nut	152	85	311	285	2,447	716	...	...	...	590	...	625	4,824	4,202
Dairy	127	188	2,823	3,993	13,105	8,976	...	...	1,129	2,709	826	2,392	272	578
Poultry	9	65	195	385	1,690	377	...	...	115	195	135	277	89	338
Other livestock	599	1,489	8,598	20,944	64,563	69,055	...	...	5,849	13,008	8,317	9,773	1,286	1,900
General crop	122	273	1,195	2,974	21,070	17,620	...	...	3,352	7,340	3,070	4,121	2,114	1,831
General livestock	11	35	78	785	430	580	...	...	...	70	...	5	10	15
Crop and livestock	88	300	1,960	3,420	5,609	9,186	...	...	1,026	5,309	1,245	3,393	88	899
Miscellaneous	5	22	5	311	220	113	...	...	...	15	...	20	16	6

See footnotes at end of table.

Table 6.—FARMS REPORTING AND ACRES OF CORN HARVESTED FOR ALL PURPOSES; ACRES OF HAY, TOBACCO, AND COTTON HARVESTED; AND LAND IN FRUIT ORCHARDS; BY TYPE OF FARM, BY REGIONS AND STATES: CENSUSES OF 1954 AND 1950—Continued

[Data are based on reports for only a sample of farms. See text]

Region, State, and type of farm	Corn harvested for all purposes				Hay cut (acres)		Tobacco harvested[1] (acres)		Cotton harvested[1]				Land in fruit orchards, vineyards, and planted nut trees[2] (acres)	
	Farms reporting		Acres						Acres		Bales			
	1954	1949	1954	1949	1954	1949	1954	1949	1954	1949	1954	1949	1954	1950
MOUNTAIN—Continued														
Arizona	880	1,061	29,241	31,317	218,721	163,744	...	...	431,352	378,251	833,601	536,238	17,797	22,904
Commercial	567	667	14,986	8,520	200,037	149,004	...	...	425,402	372,453	825,680	528,589	14,850	17,555
Cash-grain	34	105	1,343	930	2,606	10,875	...	...	2,194	1,011	2,715	1,122	16	312
Cotton	253	100	5,215	661	86,851	31,286	...	...	389,824	349,903	757,354	492,733	1,919	1,014
Other field-crop	...	...	...	...	...	930	...	...	...	2,555	...	3,117	...	...
Vegetable	11	41	150	895	3,761	6,431	...	...	8,435	2,066	18,312	3,916	704	420
Fruit-and-nut	5	...	5	...	1,048	975	...	...	139	115	298	225	9,352	11,459
Dairy	59	77	1,694	1,900	16,440	18,598	...	...	3,146	1,705	5,762	2,178	204	962
Poultry	5	40	25	280	487	790	...	...	100	215	250	245	332	124
Other livestock	150	247	4,861	3,586	56,466	40,735	...	...	9,385	3,526	17,253	5,110	572	543
General crop	45	12	1,346	108	23,532	29,358	...	...	6,743	9,312	13,583	17,730	1,302	2,245
General livestock	...	5	...	10	240	610	...	...	...	90	...	20	...	52
Crop and livestock	5	35	347	140	7,701	8,191	...	...	5,266	1,955	9,823	2,193	204	347
Miscellaneous	...	5	...	10	905	225	...	...	170	...	330	...	245	77
Utah	3,994	4,094	36,452	30,025	546,237	513,882	...	...	...	...	...	...	15,061	21,768
Commercial	3,435	3,546	34,513	27,369	508,267	478,710	...	...	...	...	...	...	11,429	16,908
Cash-grain	96	192	1,218	1,608	30,705	29,794	...	...	...	...	...	...	111	365
Other field-crop	120	132	1,540	860	8,985	12,065	...	...	...	...	...	...	30	86
Vegetable	10	45	145	230	3,045	3,080	...	...	...	...	...	...	262	429
Fruit-and-nut	50	40	130	75	3,685	1,410	...	...	...	...	...	...	8,232	11,225
Dairy	1,335	1,242	11,937	8,072	109,595	99,910	...	...	...	...	...	...	551	1,032
Poultry	63	217	518	1,543	11,147	19,415	...	...	...	...	...	...	676	875
Other livestock	1,101	992	13,094	10,101	233,492	214,962	...	...	...	...	...	...	837	892
General crop	207	160	2,290	1,510	58,616	42,707	...	...	...	...	...	...	232	684
General livestock	107	93	705	374	7,391	9,493	...	...	...	...	...	...	49	293
Crop and livestock	346	423	2,936	2,971	41,466	44,739	...	...	...	...	...	...	446	952
Miscellaneous	...	10	...	25	140	1,135	...	...	...	...	...	...	3	75
Nevada	144	163	2,648	1,790	324,722	359,359	...	...	(NA)	...	(NA)	...	567	434
Commercial	143	143	2,642	1,750	316,355	353,264	...	...	(NA)	...	(NA)	...	395	354
Cash-grain	...	...	...	...	1,917	3,235	...	...	(NA)	...	(NA)	...	5	...
Cotton	1	...	20	...	100	...	...	...	(NA)	...	(NA)	...	1	...
Other field-crop	5	...	175	...	805	80	...	...	(NA)	...	(NA)	...	...	...
Vegetable	...	...	...	...	750	175	...	...	(NA)	...	(NA)	...	15	...
Fruit-and-nut	...	...	...	...	150	...	...	...	(NA)	...	(NA)	...	40	...
Dairy	50	55	615	505	14,423	15,526	...	...	(NA)	...	(NA)	...	49	36
Poultry	5	10	5	150	1,430	745	...	...	(NA)	...	(NA)	...	16	10
Other livestock	70	53	1,412	740	261,530	288,518	...	...	(NA)	...	(NA)	...	244	267
General crop	6	20	230	345	23,227	27,290	...	...	(NA)	...	(NA)	...	1	25
General livestock	...	...	...	...	290	3,325	...	...	(NA)	...	(NA)	...	...	2
Crop and livestock	6	5	185	10	11,398	12,894	...	...	(NA)	...	(NA)	...	24	14
Miscellaneous	...	...	...	...	335	1,476	...	...	(NA)	...	(NA)	...	...	...
PACIFIC														
Washington	2,664	3,098	35,482	20,581	844,199	781,342	...	...	...	...	...	...	122,566	125,359
Commercial	2,265	2,513	33,726	18,661	729,392	660,624	...	...	...	...	...	...	111,310	111,934
Cash-grain	263	96	6,890	1,878	138,735	92,548	...	...	...	...	...	...	547	774
Other field-crop	379	172	5,862	1,137	15,620	14,709	...	...	...	...	...	...	1,353	1,822
Vegetable	140	160	1,220	850	3,600	6,119	...	...	...	...	...	...	563	780
Fruit-and-nut	116	161	820	1,412	12,381	8,724	...	...	...	...	...	...	99,462	98,910
Dairy	658	1,033	5,094	6,195	224,208	222,002	...	...	...	...	...	...	1,928	2,552
Poultry	56	152	325	1,170	17,940	22,766	...	...	...	...	...	...	1,444	1,666
Other livestock	303	269	7,082	2,584	181,506	170,873	...	...	...	...	...	...	1,992	1,741
General crop	180	166	3,337	1,350	64,978	53,157	...	...	...	...	...	...	2,058	1,352
General livestock	10	66	240	383	7,335	14,419	...	...	...	...	...	...	93	209
Crop and livestock	159	212	2,771	1,627	48,407	44,170	...	...	...	...	...	...	1,275	1,586
Miscellaneous	1	26	85	75	14,682	11,137	...	...	...	...	...	...	595	542
Oregon	2,870	3,692	28,898	25,319	1,010,139	939,152	...	...	...	...	...	...	112,387	127,638
Commercial	2,531	2,962	27,680	23,092	943,536	862,442	...	...	...	...	...	...	97,356	101,175
Cash-grain	196	156	4,135	1,690	87,903	52,733	...	...	...	...	...	...	2,733	2,520
Other field-crop	138	115	1,971	1,145	18,388	29,256	...	...	...	...	...	...	720	1,240
Vegetable	61	90	522	495	5,029	4,810	...	...	...	...	...	...	1,507	3,144
Fruit-and-nut	186	216	850	770	15,836	11,001	...	...	...	...	...	...	71,135	66,731
Dairy	836	945	7,935	7,450	118,402	113,428	...	...	...	...	...	...	2,563	4,528
Poultry	112	275	553	1,820	11,755	15,988	...	...	...	...	...	...	3,089	4,628
Other livestock	409	400	5,321	3,572	517,483	480,471	...	...	...	...	...	...	2,850	3,119
General crop	242	150	2,515	1,405	81,316	60,143	...	...	...	...	...	...	6,293	4,788
General livestock	47	180	258	1,125	6,184	11,703	...	...	...	...	...	...	316	824
Crop and livestock	261	390	3,434	3,520	57,756	67,913	...	...	...	...	...	...	3,877	8,310
Miscellaneous	43	45	186	100	23,484	14,996	...	...	...	...	...	...	2,273	1,343
California	4,612	3,507	143,499	60,431	1,738,904	1,666,587	...	...	874,559	862,701	1,456,553	1,236,722	1,342,223	1,457,933
Commercial	4,358	3,119	141,307	57,629	1,685,925	1,599,940	...	...	873,692	860,041	1,455,481	1,234,807	1,279,455	1,354,802
Cash-grain	271	200	27,083	14,138	92,269	120,228	...	...	11,720	9,871	16,576	10,058	15,030	19,508
Cotton	978	131	32,446	1,815	225,112	108,787	...	...	656,353	719,080	1,081,778	1,031,236	25,141	25,354
Other field-crop	53	46	4,767	2,047	26,695	24,663	...	...	17,602	31,202	33,003	50,082	3,120	5,787
Vegetable	70	105	5,209	4,321	27,237	46,112	...	...	10,425	3,967	20,128	6,099	11,288	18,379
Fruit-and-nut	308	293	4,693	1,570	57,200	58,569	...	...	20,654	14,998	33,228	20,571	1,135,553	1,167,104
Dairy	1,733	1,534	31,834	21,089	328,914	334,142	...	...	25,038	20,687	37,730	25,924	10,496	18,140
Poultry	158	210	1,752	1,821	18,989	22,790	...	...	4,520	3,064	7,166	4,070	18,954	27,905
Other livestock	266	268	6,601	4,751	474,165	434,293	...	...	17,179	9,371	30,679	14,433	15,151	22,749
General crop	380	190	23,461	3,676	360,825	354,911	...	...	96,244	39,893	171,871	61,680	30,476	26,214
General livestock	15	16	30	250	3,982	6,750	...	...	270	733	300	1,213	637	820
Crop and livestock	126	110	3,431	2,026	64,739	82,500	...	...	13,089	6,940	21,937	9,026	10,050	17,765
Miscellaneous	...	16	...	125	5,798	6,195	...	...	598	235	1,085	415	3,559	5,077

NA Not available. [1]Totals for States for which data are shown by type of farm. [2]For 1954, does not include data for farms with less than 20 trees or grapevines. For 1949, does not include acreage for farms reporting less than 1/2 acre. See text.