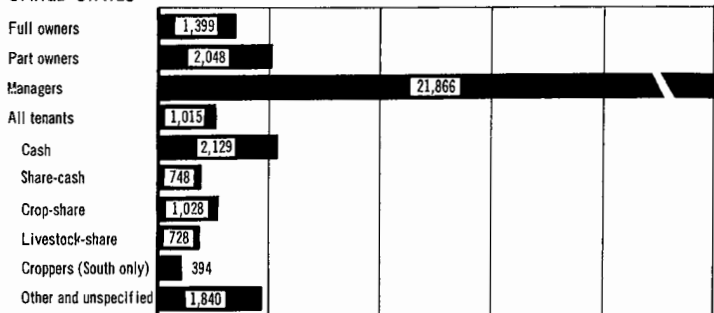
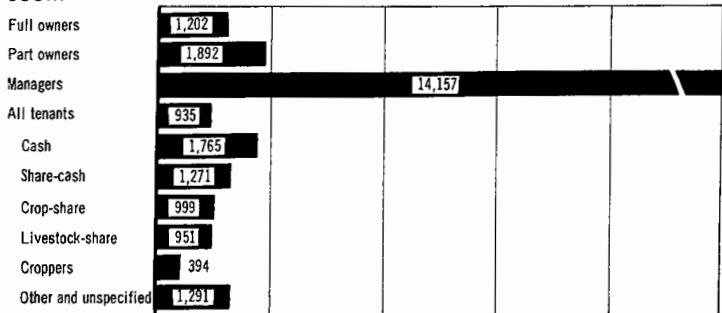


EXPENDITURES FOR HIRED LABOR PER COMMERCIAL FARM, BY TENURE OF OPERATOR, FOR THE UNITED STATES AND REGIONS: 1959

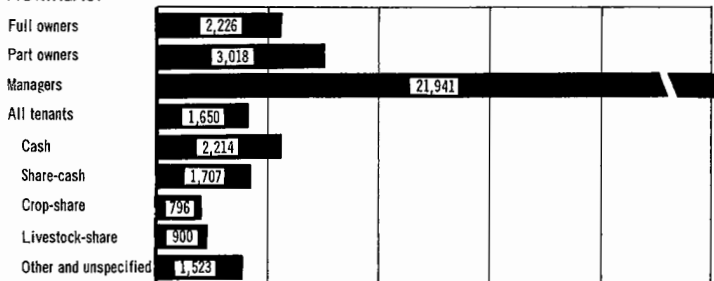
UNITED STATES



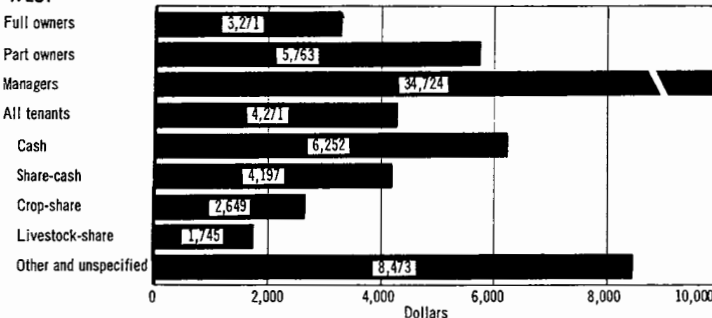
SOUTH



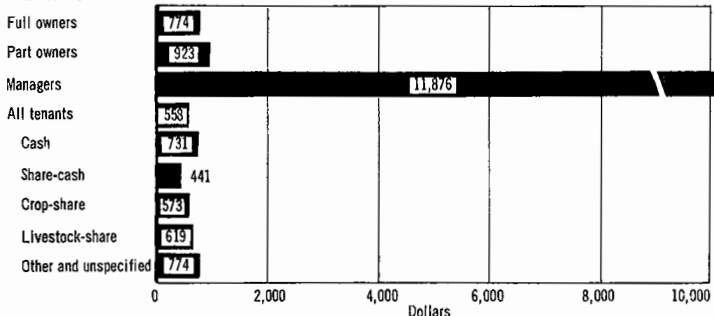
NORTHEAST



WEST



NORTH CENTRAL



Expenditures for farm labor.—The total outlay for hired labor on all farms in the United States in 1959 amounted to \$2,622 million, an increase of \$200 million over 1950. Commercial farms reported 96.6 percent of this amount. Of the total labor expenditures made by commercial farmers in 1959, full owners reported 33.7 percent, part owners reported 39.9 percent, managers reported 12.6 percent, and tenants reported 13.7 percent. Since manager-operated farms represented only 1.0 percent of the farms reporting farm labor expenditures and accounted for 12.6 percent of the expenditures for labor, the average farm expenditure for labor by manager farms was greater than that of any other tenure group.