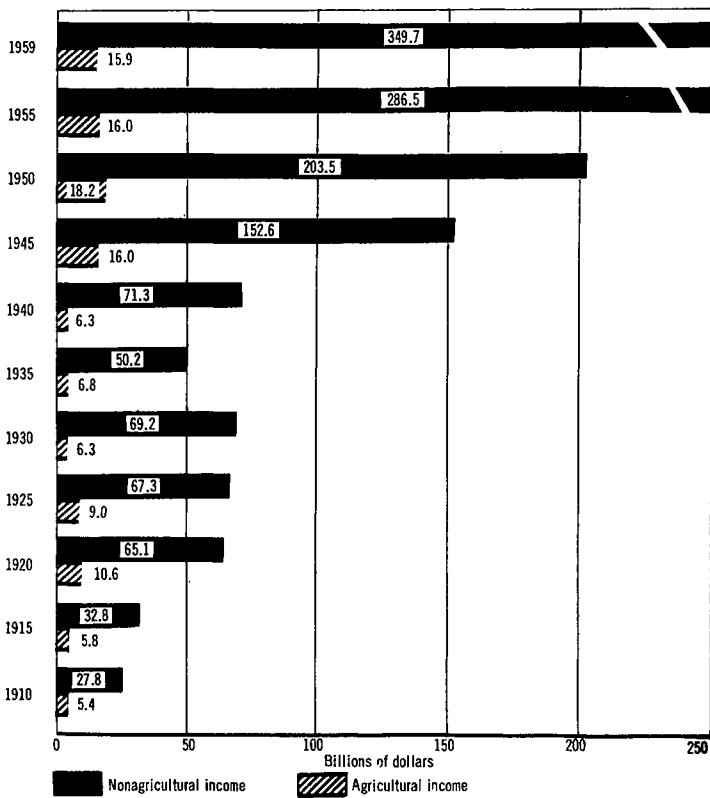
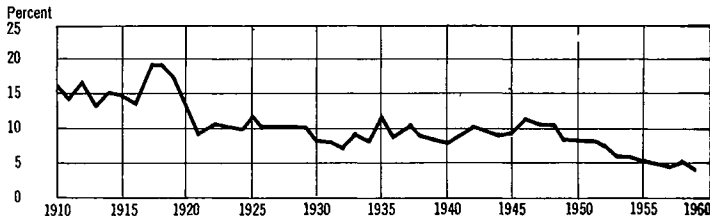


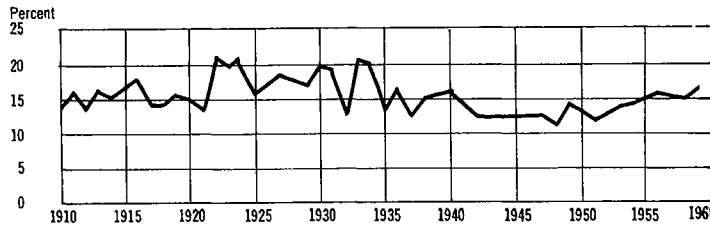
**AGRICULTURAL NET INCOME AND NONAGRICULTURAL NET INCOME, FOR THE UNITED STATES: 1910 TO 1959**



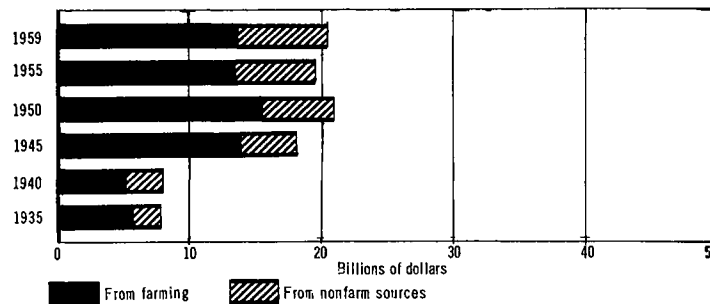
**AGRICULTURAL NET INCOME AS PERCENT OF TOTAL NATIONAL INCOME, FOR THE UNITED STATES: 1910 TO 1959**



**NET INCOME FROM FARMING RECEIVED BY NONFARM POPULATION, FOR THE UNITED STATES: 1910 TO 1959**



**NET INCOME OF FARM POPULATION FROM FARMING AND NON-FARM SOURCES, FOR THE UNITED STATES: 1935 TO 1959**



**FARM INCOME AND TENURE**

Farmers receive income from both farm and nonfarm sources. Similarly nonfarm people receive a portion of the income originating in agriculture. Both farm and nonfarm people influence the division of income through their tenure arrangements.

Many farm residents have nonfarm sources of income through either nonfarm employment or investments. According to estimates of the U.S. Department of Agriculture, the farm population in 1959 received one-third of its net income from nonfarm sources.

Net income originating in agriculture totaled \$15,871 million in 1959, according to U.S. Department of Agriculture estimates. Some of the net income of farm operators is earned by farm operators who reside off the farm. Also, about 40 percent of the farm wages, nearly all of the interest on farm-mortgage debt, and all of the net rent to nonfarm landlords is received by nonfarm residents. In 1959, 17.2 percent of the total net agricultural income went to nonfarm residents.

**PERCENT DISTRIBUTION OF COMMERCIAL FARMS IN EACH ECONOMIC CLASS, BY TENURE OF OPERATOR, FOR THE UNITED STATES AND REGIONS: 1959**

