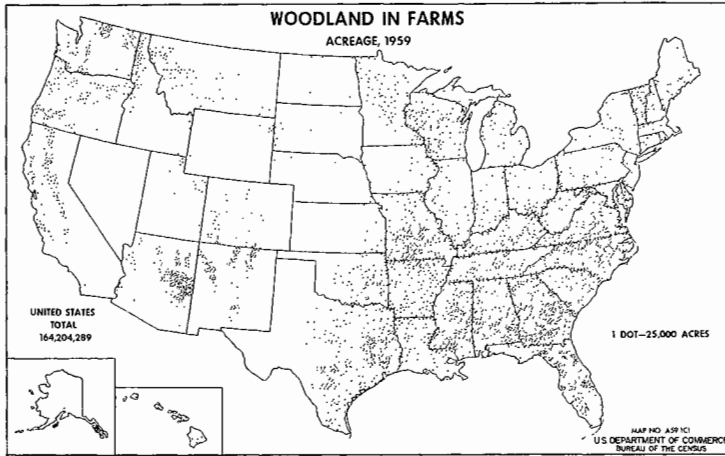


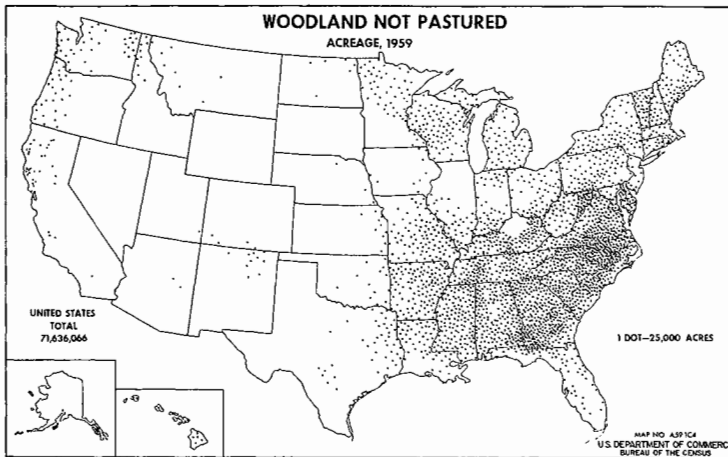
WOODLAND IN FARMS



The 1959 Census of Agriculture reported 164 million acres of woodland in farms. The instruction on the questionnaire used in taking the census was as follows: "Include as woodland all wood lots and timber tracts, cutover and deforested land which has value for wood products and has not been improved for pasture." Application of this instruction does not necessarily yield the acreage reported by the U.S. Forest Service, which has gathered its information about forest and woodland acreage through the observations of trained foresters who are applying the definitions cited on the previous page of this report.

The instructions in the 1959 census questionnaire are somewhat more precise than the corresponding instructions used in the 1954 census. In the 1950 census, no definition of woodland was given apart from an instruction to enumerators to include brush pasture as woodland. It is important to assume in using census data on woodland area that some changes in woodland acreages from one census to another may merely represent differences in interpretation as to what constitutes "woodland."

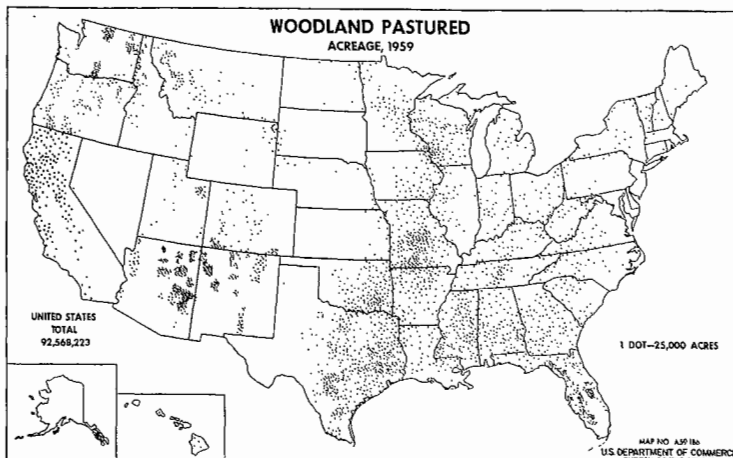
WOODLAND NOT PASTURED



It is interesting to compare the map showing the distribution of woodland not pastured with the one showing woodland pastured. For that reason the map of woodland pastured is repeated on this page.

The heaviest concentration of nonpastured woodland in farms is located in the Appalachian and Southeastern States. The dominance of such cash crops as cotton, tobacco, and peanuts over extensive parts of these two regions is an important factor accounting for a high proportion of the farm area remaining in forests. Much woodland in this part of the South is physically suitable for crop production. On the other hand, a considerable acreage of woodland in farms in areas of rough topography is not likely to be used for crops or even for pasture. These forest areas are often not operated properly from the standpoint of good forest management.

WOODLAND PASTURED



In some parts of the country, such as the longleaf-slash pine forests of the southeastern Coastal Plain, commercial forest land can be used for grazing livestock with little if any damage to the forest itself, provided of course that harmful practices such as periodic burning are not associated with the grazing operation.

Woodlands of the Southwest, some of which generally have relatively little value for the production of wood products, are among the major woodlands being grazed. There is also some grazing of hardwood forests in the Northeastern and North Central States. Generally the grazing of these hardwood forests is not compatible with good forest management.