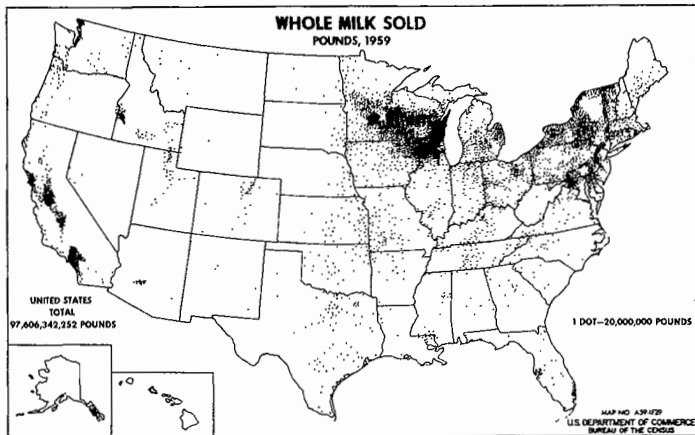


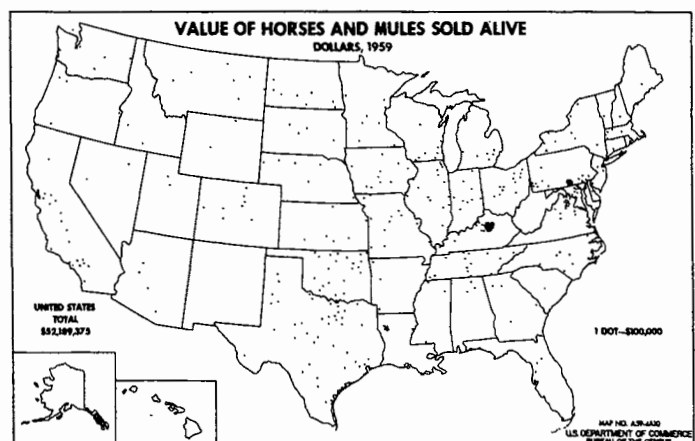
In 1939, farms with 30 or more milk cows accounted for approximately one-seventh of all the whole milk and cream sold while in 1959 they accounted for almost half. The number of farms with 50 or more milk cows increased 45 percent from 1954 to 1959 and the proportion of all whole milk sold by such farms increased from about 16 percent in 1954 to 24 percent in 1959.



**Hogs.**—There has been a trend to fewer farms producing more hogs and pigs per farm and more total hogs in recent years. Hogs and pigs sold in 1959 had a value of \$2,432 million which represented 14.3 percent of the value of all livestock and livestock products sold. Since 1954 the number of farms reporting sales of hogs and pigs alive has dropped 16 thousand, or 11.5 percent, while the number of hogs sold has increased 23 million, or 40.8 percent.

Hogs sales are concentrated in the Corn Belt States. Iowa led all other States in number of hogs sold with approximately 19 million, or 23 percent, of all hogs sold in the United States in 1959.

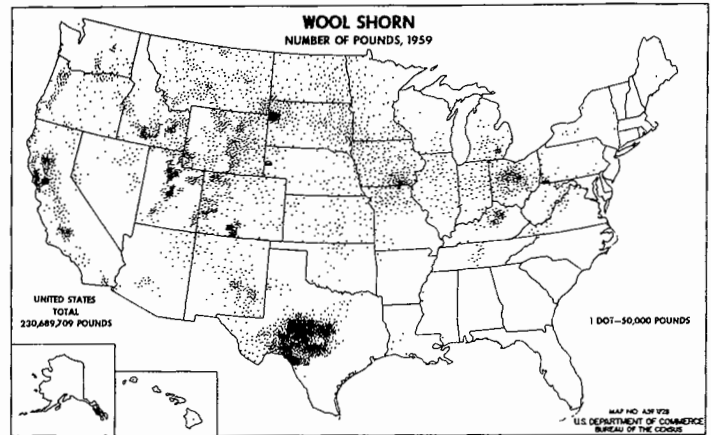
**Horses and mules.**—There were about 1.1 million farms reporting 3.0 million horses and mules on hand in the United States in 1959. However, fewer farms than this sold horses and mules. In 1959, for the conterminous United States, 92,996 farms reported sales of 248,122 horses and mules with a total value of \$52.1 million. This is compared to 115,477 farms selling 251,585 horses and mules for a total value of \$25.0 million in 1954.



**Sheep and lambs.**—Sheep and lambs were sold chiefly from the western States of Texas, Colorado, California, Montana, and Wyoming. Many of the lambs were shipped to feeding districts in irrigated areas of the West and to the Corn Belt for further

growth and fattening. The six leading States on the basis of the number sold were Texas, Colorado, Wyoming, California, South Dakota, and Iowa.

**Wool.**—Over 230 million pounds of wool was shorn in the conterminous United States in 1959. This is up 9.4 percent from 211 million pounds in 1954.



Texas led all other States in wool shorn with 18.4 percent of the production or over 42 million pounds in 1959. The rest of the wool production was distributed among several States.

By geographic divisions the Mountain Division led all others with over 81 million pounds of production. Other important geographic divisions were the West North Central with 49 million pounds and the West South Central with 45 million pounds (most of which was from Texas).

**Poultry.**—The production of poultry and poultry products has become highly commercialized and there has been a striking increase in specialization in poultry production during the last 5 years. From 1954 to 1959, the number of turkeys raised increased 31 percent and the number of eggs and broilers sold increased 25 percent and 78 percent, respectively. In 5 years, the number of farms reporting turkeys raised declined 49 percent and the number of farms reporting sales of eggs and broilers decreased 37 percent and 15 percent, respectively.

The production of most poultry products is now concentrated on a relatively small number of commercial poultry farms. The 103,046 commercial poultry farms obtaining a half or more of the value of all farm products sold from the sale of poultry and poultry products accounted for 97 percent of the broilers sold, 56 percent of the eggs sold, and 93 percent of the turkeys raised in 1959. The 4,949 commercial poultry farms, with 6,400 or more chickens 4 months old and over accounted for over one-fifth of all the eggs sold in 1959. The 15,370 commercial poultry farms with sales of 30,000 or more broilers each accounted for 74 percent of all broilers sold in 1959. The 4,746 commercial poultry farms reporting the raising of 3,200 or more turkeys each in 1959, accounted for 88 percent of all turkeys raised in 1959.

From 1949 to 1959, the number of farms reporting chickens sold declined more than half.

For the United States, 56 percent of the farms reporting chickens had flocks of fewer than 50 chickens 4 months old and over in 1959. However, these farms account for less than 8 percent of the chickens on hand, and the average number of chickens 4 months old and over on these farms was only 23 in 1959.