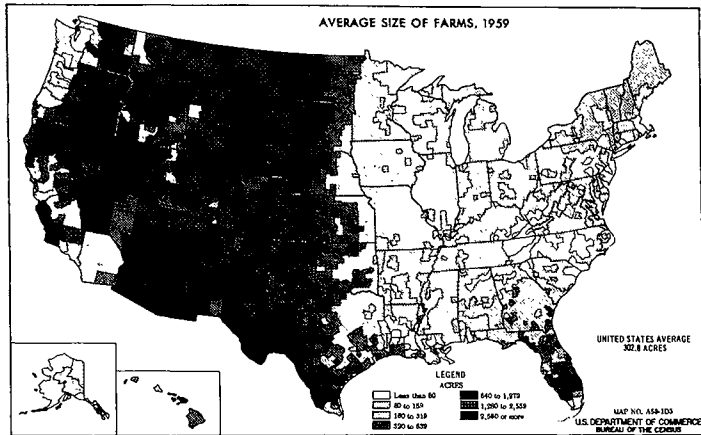


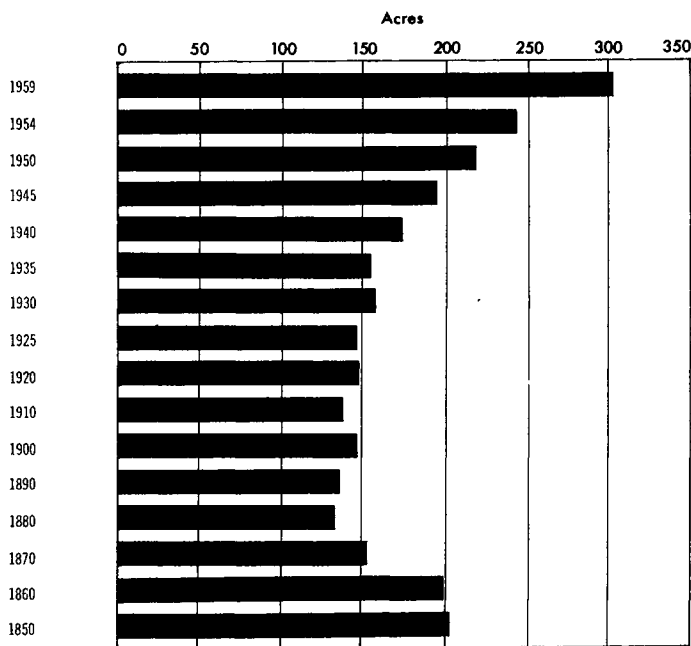
A GRAPHIC SUMMARY

In 1959, the average size of farm in the conterminous United States was 302.4 acres, an increase of 60.2 acres, or 24.9 percent, since 1954. This was the largest average size reported at any time during the last century and more than double the average size of 145.1 acres in 1925.



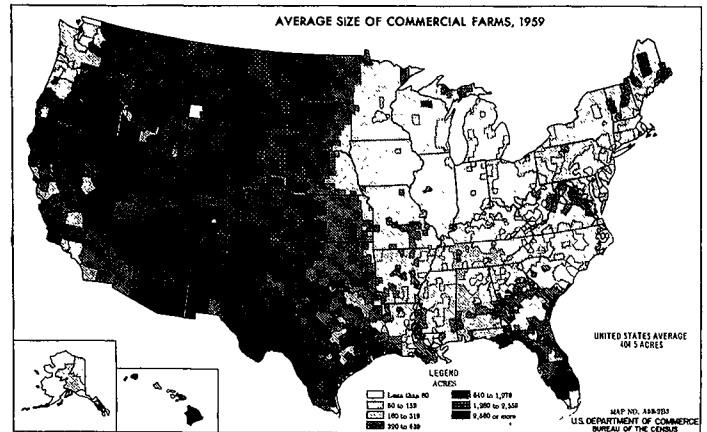
Since 1910, the average size of farm has increased 164 acres, with an increase for each census, except 1925 and 1935. Since 1930, the average size of farm has almost doubled. This does not mean that all farms have doubled in size, but that there are fewer smaller farms. There were 900,000 fewer farms under 50 acres in size in 1959 than in 1950. Between 1954 and 1959, the number of farms in the 48 States comprising the conterminous United States declined from 4.8 million to 3.7 million, or 23 percent. The number of farms in 1959 was the smallest number reported by the census of agriculture since 1870. Of the 1.1 million decrease, approximately 232,000 resulted from the change in definition of a farm. In the period from 1954 to 1959, the number of farms decreased in every one of the 48 States and in all except 42 of the 3,067 counties in the 48 States comprising the conterminous United States. Even though the average size of farm varies considerably by States and geographic areas, an increase in size was reported for every State in the United States from 1954 to 1959. The average size of farm in 1959 varied from 83 acres in North Carolina to 5,558 acres per farm in Arizona.

**AVERAGE SIZE OF FARM, FOR THE UNITED STATES:
1850 TO 1959**



Alaska and Hawaii not included.

For commercial farms the average size of farm is larger. The average size of all commercial farms in the United States in 1959 was 404.5 acres compared with the 302.8 acres for all farms.



ECONOMIC CLASS OF FARM

The classification of "commercial" and "other farms" distinguishes farms that provide the major source of employment and income for the farm operator and his family from those which are part-time, part-retirement, and abnormal farms including institutional farms and Indian reservations. In general, for 1959, all farms with a value of sales amounting to \$2,500 or more were classified as commercial. Farms with a value of sales of \$50 to \$2,499 were classified as commercial if the farm operator was under 65 years of age and (1) he did not work off the farm 100 or more days during the year and (2) the income received by the operator and members of his family from nonfarm sources was less than the value of all farm products sold. The remaining farms with a value of sales of \$50 to \$2,499 and institutional farms and Indian reservations were included in one of the groups of "other farms."

Commercial farms were further divided into six economic classes on the basis of the total value of all farm products sold, as follows:

Economic class	Value of farm products sold
Class I	\$40,000 or more
Class II	\$20,000 to \$39,999
Class III	\$10,000 to \$19,999
Class IV	\$5,000 to \$9,999
Class V	\$2,500 to \$4,999
Class VI	\$50 to \$2,499

Other farms were divided into three economic classes as follows:

Part-time—Farms with sales of farm products of \$50 to \$2,499 and the farm operator under 65 years of age and

(1) The farm operator worked off the farm 100 days or more or

(2) The income the farm operator and members of his family received from off-the-farm sources was greater than the value of all farm products sold.

Part-retirement—Farms with sales of farm products of \$50 to \$2,499 and the farm operator 65 years or over.

Abnormal—Farms operated by institutions such as schools, penitentiaries, etc.; Indian reservations, etc.

Commercial farms.—Nearly two-thirds of all farms in 1959 were classified as commercial farms. Commercial farms accounted for 96.2 percent of the total value of all products sold, had 87.0 percent of all land in farms, 94.2 percent of the cropland harvested, and 85.0 percent of the value of land and buildings.

Almost half of all commercial farms in the United States were located in the Corn Belt States bordering on the Great Lakes