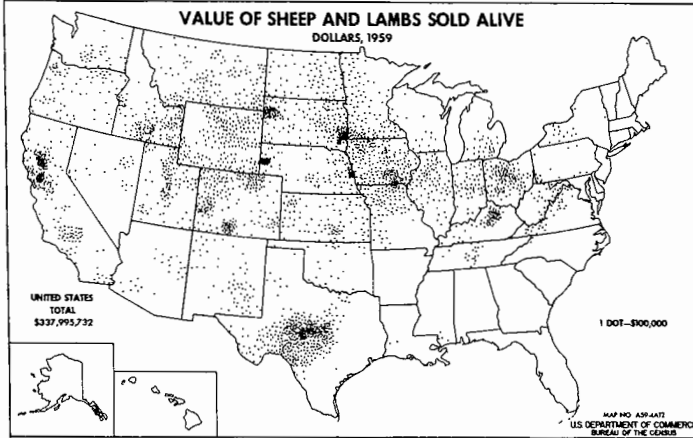
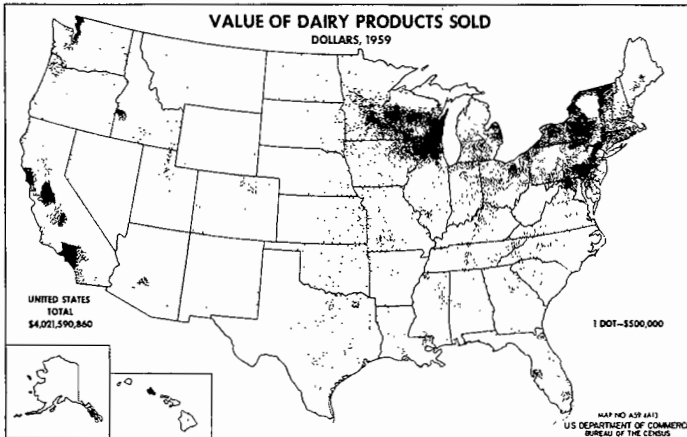


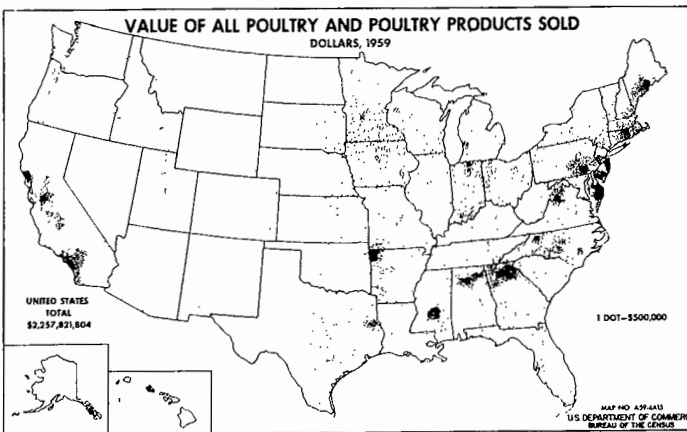
Sheep and lambs.—For 1959, the value of sheep and lambs sold was \$338 million. The total sales shown by the census include not only sheep and lambs sold for slaughter but also those sold to other farmers as well as those shipped to stockyards and auction yards for further sale to farm operators for further growth or fattening.



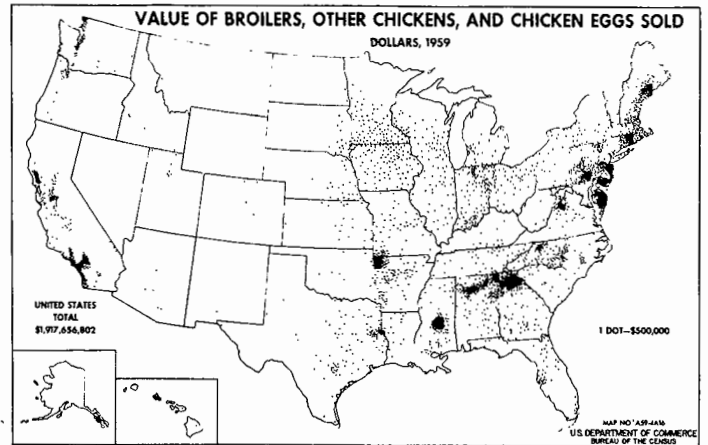
Dairy products.—The total value of dairy products (milk and cream) sold was \$4,010 million for 1959, or 20.3 percent above the \$3,334 million reported for all dairy products sold for 1954. Sales of milk and cream in 1959 represented 23.6 percent of the total value of all livestock and poultry and their products sold, and 13.2 percent of the value of all farm products sold. Over one-half of the value of all dairy products sold were in California, Minnesota, Wisconsin, Michigan, New York, Pennsylvania, and Massachusetts.



Poultry and poultry products.—The value of all poultry and poultry products sold in 1959 totaled \$2,250 million. Most of these sales were from specialized farms in specialized producing areas in California, Arkansas, Mississippi, Alabama, Georgia, Virginia, Maryland, Pennsylvania, New Jersey, and New England.



Broilers comprised 87.3 percent of the number of all chickens sold in 1959, compared to 81.8 percent in 1954. The value of broilers sold comprised 87.6 percent of the value of all chickens sold in 1959, compared to 79.9 percent in 1954.



The value of sales for chicken eggs in 1959 was \$1,056 million, or 15.2 percent above the \$917 million reported for 1954. Over one-third of all eggs sold are produced on 11,300 specialized farms and three-fourths of all broilers sold come from 15,381 highly specialized broiler-producing farms.

CROP PRODUCTION

Acreage and production of principal crops.—In 1959, more than 308 million acres of field crops other than vegetables, small fruits and berries, and fruit and nut crops were reported as harvested. The total value of all field crops harvested was \$16.1 billion. Field crops accounted for 84 percent of the value of all crops harvested in 1959. However, only 19 field crops accounted for as much as one-half of 1 percent of the total value of all field crops harvested and value of production of these 19 field crops accounted for 97 percent of the value of all field crops harvested in 1959. The acreage of these 19 field crops represented 86 percent of the acreage of cropland harvested in 1959.

VALUE OF PRODUCTION FOR PRINCIPAL FIELD CROPS: 1959

Item	Farms reporting, percent of all farms	Acres harvested as a percent of cropland harvested	Total value of production		
			Total (millions of dollars)	Percent of value of all field crops harvested	Average per farm reporting (dollars)
All field crops.....	NA	98.9	16,084	100.0	NA
Corn for all purposes.....	57.8	25.6	4,384	27.3	2,045
Cotton.....	13.7	4.7	2,343	14.6	4,598
Wheat.....	25.1	15.9	1,872	11.6	2,010
Alfalfa and alfalfa mixtures cut for hay.....	26.2	8.4	1,270	7.9	1,309
Soybeans for all purposes.....	15.6	7.3	1,036	6.4	1,791
Tobacco.....	11.2	0.4	948	5.9	2,274
Oats for grain.....	27.7	8.5	639	4.0	622
Sorghums for all purposes.....	8.9	5.8	577	3.6	1,756
Irish potatoes.....	18.5	0.4	480	3.0	700
Clover, timothy, and mixtures of clover and grasses cut for hay.....	17.3	4.5	437	2.7	682
Barley.....	7.8	4.6	343	2.1	1,183
Rice.....	0.3	0.5	249	1.6	23,876
Sugar beets for sugar.....	0.6	0.3	187	1.2	7,890
Wild hay.....	5.1	3.4	144	0.9	765
Peanuts for all purposes.....	2.8	0.5	141	0.9	1,351
Dry field and seed beans.....	0.9	0.5	138	0.9	3,978
Sugar cane for sugar.....	0.1	0.1	121	0.8	39,410
Other hay.....	6.7	1.6	119	0.7	476
Lespedeza hay.....	6.7	1.0	80	0.5	324

NA Not available.