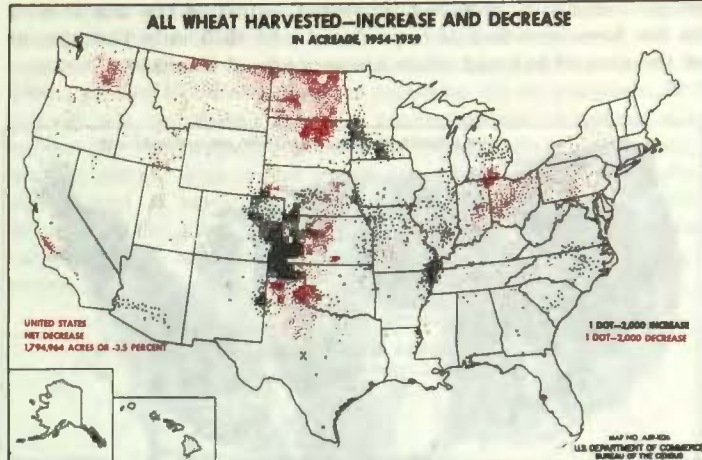
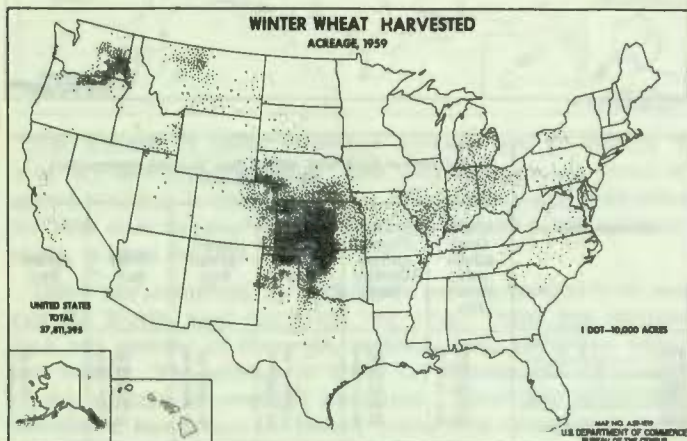


Practically all the wheat grown in the Southern Great Plains and farther east is winter wheat, i.e., sown in the fall. Spring wheat, both durum and other spring, is produced in the Northern Great Plains and in the Northwest. The acreage of spring wheat represents about one-fourth of the acreage of all wheat.

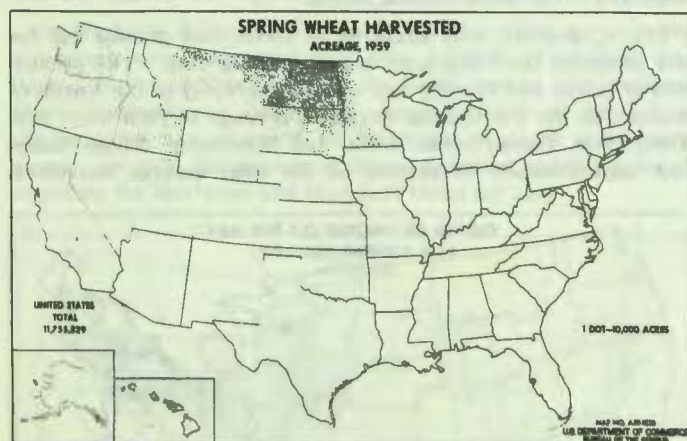


Winter, spring, and durum wheat were grown on more than 900,000 farms in 1959. Although about three out of five farms harvested fewer than 25 acres of wheat, a significant part of the total acreage of wheat was on the farms that had 300 acres or more, and on the 12,064 farms that harvested 10,000 or more bushels.



WINTER, SPRING (OTHER THAN DURUM), AND DURUM WHEAT—FARMS REPORTING BY ACRES HARVESTED AND BY BUSHELS HARVESTED: 1959

Item	Number of farms reporting, 1959		
	Winter wheat	Spring wheat other than durum wheat	Durum wheat
Farms reporting, total.....	780,425	118,267	16,793
Farms reporting by acres harvested:			
Under 15 acres.....	327,335	23,741	2,088
16 to 24 acres.....	163,125	16,010	2,340
25 to 49 acres.....	133,513	18,587	4,444
50 to 99 acres.....	114,421	42,381	7,036
200 to 299 acres.....	19,019	7,288	578
300 to 499 acres.....	14,516	3,864	256
500 acres or more.....	8,496	1,396	51
Farms reporting by bushels harvested:			
Under 100 bushels.....	81,877	8,255	1,388
100 to 499 bushels.....	366,985	43,598	5,698
500 to 999 bushels.....	148,975	20,515	3,524
1,000 to 4,999 bushels.....	148,717	36,344	5,688
5,000 to 9,999 bushels.....	22,112	3,753	428
10,000 bushels or more.....	11,759	772	67



Wheat acreage in 1959 was 21.6 million acres less than in 1949 and 12.4 million acres less than in 1929. The reduction in acreage has resulted largely from the governmental acreage control program.

Most of the wheat produced is sold. In 1959, 93.3 percent of the winter wheat, 89.9 percent of the durum wheat, and 90.5 percent of spring wheat other than durum was sold.

Although the 49.6 million acres of wheat harvested in 1959 was the smallest acreage harvested in any census since 1934, the production of 1.1 billion bushels of wheat in the United States was the largest ever reported for any census. In fact, the production of wheat was 11.7 percent larger in 1959 than when the record census acreage of 73.1 million acres was harvested in 1919. The reduction of approximately 2 million acres from 1954 resulted not only from acreage allotments but also from some abandonment of acres as the result of drought in parts of the Northern Great Plains States, primarily South Dakota. The record yield of 21.3 bushels per acre was nearly four bushels greater than the previous census record established in 1944, and was approximately equal to 1954.

Hay.—On the basis of acreage, hay (other than sorghum, peanut, soybean, and cowpea hay) is the second most important crop in the United States. The acreage in hay was equivalent to one-fifth of the area of land from which crops were harvested in 1959. In most counties in New England, New York, Pennsylvania, and the Mountain States, hay represented more than half