CHAPTER V

SIZE OF FARM

CONTENTS

	Page
Introduction	367
Sources of data	367
Presentation of statistics	367
Other published data	367
DEFINITIONS AND EXPLANATIONS	
A farm	367
DEFINITIONS AND EXPLANATIONS—Continued	
Land in farms	368
Classification of farms by size	368
History of classification of farms by size	368
Changes in size of farm	369

CHARTS

Number of farms by size of farm, for the United States: 1959, 1954, and 1950	369
Average size of farm, for the United States: 1850 to 1959	372
Percent of all land in farms represented by cropland harvested, by size of farm; for the United States: 1959	375
Percent of all land in farms represented by land pastured, by size of farm; for the United States: 1959	375

MAPS

Average size of farms, 1959	348
Average size of commercial farms, 1959	349
Farms of less than 10 acres	373
Farms of less than 10 acres—increase and decrease	373
Farms of 500 acres and over	374
Farms of 500 acres and over—increase and decrease	374

TABLES

Table—

1.—Farms classified by acres of total land in farms, for the United States, 1880 to 1959; and acres of improved land, for the United States, 1860 and 1870	368
2.—Number of farms, all land in farms, average size of farm, average value of land and buildings per farm and per acre, for the United States: 1850 to 1959	369
3.—Number of farms and percent change in number of farms, by size of farm, for the United States: 1959, 1954, and 1950	372
4.—Number of farms under 3 acres in size, for the United States: 1880 to 1959	372
5.—Number of farms under 10 acres in size, with land in farms, for the United States: 1880 to 1959	372
6.—Farms and farm characteristics by size of farm, for the United States: 1959	376
7.—Number of farms by size of farm, for the United States, the North, the South, and the West: 1880 to 1959	390
8.—All land in farms by size of farm, for the United States, the North, the South, and the West: 1900 to 1959	392
9.—Specified classes of land in farms, according to use, by size of farm, for the United States: Censuses of 1935 to 1959	394
10.—Distribution of farms by acres of cropland harvested, by size of farm, for the United States: 1959 and 1954	398
11.—Other pasture and improved other pasture, by size of farm, for the United States: Census of 1959	399
12.—All land in farms classified according to use, and a distribution of farms by acres of cropland harvested, by size of farm, by divisions and States: 1959	400
13.—Number of farms by size of farm, by States: 1880 to 1959	420
14.—Number of farms and all land in farms classified by use, for farms of 2,000 acres or more, by size of farm, by divisions and States: 1959	430
15.—All land in farms and cropland harvested, by size of farm, by States: 1940 to 1959	437
16.—Average acreage per farm based on all land in farms, by divisions and States: 1850 to 1959	446
17.—Average acreage of cropland harvested per farm reporting, by size of farm, by divisions and States: 1959 and 1954	447
18.—Specified land-use and conservation practices, by size of farm; by divisions and States: 1959	448

Chapter V.—SIZE OF FARM

Introduction.—Data presented in this chapter are for farms classified according to two physical characteristics—all land in farms and acres of cropland harvested. Farm size is a familiar term and might appear to need no explanation, but few terms are used more frequently in farm economics with greater ambiguity. This is due much more to the various ways in which it is used than to any misunderstanding of the term.

There are many ways of measuring size. Total acreage of land in a unit is the measure most commonly used. But acreage alone is not an entirely satisfactory measure. "Size of farm" generally implies more than the total land area used. The major interest is in the "size of business" carried on. A 10-acre nursery may carry on a much larger business than a 540-acre dryland wheat farm. A drylot dairy farm may produce more on 3 acres than a livestock ranch does on 2,500 acres of rangeland. A 5,000-hen laying flock or "egg factory" may produce more on ½ acre than a farming unit in the West consisting of 1,000 acres of irrigated land used for hay production.

Quantity of capital employed is another frequently used measure of size of business. It is a suitable measure for farms with the same general type of organization. But some types, such as dairy and truck farming, require relatively large amounts of capital and labor while cash-grain farms use large amounts of capital and relatively little labor. Using labor as a measure of size involves similar difficulties. No single input—capital, land, labor—takes account of all the various capital-labor combinations found on different types of farms or on the same types of farms in different areas which result in differences in the size of the farm business.

In the 1959 classification of farms by economic class, farms were grouped by the size of the business operated. The 1959 census figures for farms classified by total value of farm products sold during the year are presented in Volume II, Chapter XI: Economic Class of Farm.

Examples of alternative size-of-farm measures which could have been used are: Capital investment in land and production equipment, labor requirements or productive man-work units per farm, number of livestock or livestock units per farm, net farm income, and gross income received from the sale of farm products. A summarization of the types of data which are available from the 1959 enumeration is given under the heading "Other published data." The various classifications by size provide a picture of our agricultural resources and the utilization of these resources by different producing groups.

The 1959 data in this chapter include the total acres of land in farms, the major classes of land use, land under irrigation, and conservation practices. On the basis of a size group classification for all land in farms, an array was made of these statistics and the summaries are presented herein. The classification based on the acres of cropland harvested is limited to a count of farms.

A farm may vary in land area from less than one acre to many thousands of acres. Examples of some of the smaller farms, in terms of land area, include feed lots, drylot dairies, mushroom cellars, pig "hatcheries," "egg factories," nurseries, greenhouses, and "broiler plants." Examples of extremely large operations, area wise, include the livestock ranches and large wheat farms in the West and Southwest where farming operations are conducted on an extensive scale. Data for farm-operator characteristics and by farm characteristics other than land and land use, by size of farm, are available for the 1959 census.

Sources of Data.—The data presented in this chapter are from the 1959 Census of Agriculture with comparative data from earlier censuses. Size-of-farm statistics from the 1959 census are based on a tabulation for all farms, except for the tabulation of commercial and noncommercial farms which is based on a sample of approximately 20 percent of all farms.

Presentation of Statistics.—Size-of-farm statistics are presented for the United States for three major regions, for nine geographic divisions, and for each of the States. An outline map showing the regions, geographic divisions, and States for which totals are shown appears in the Introduction to this volume. Some of the tables present data for the 1959 census only, while other tables include comparative data for earlier censuses. Averages, percentages, and other desired figures are provided to aid in the use and analysis of these statistics.

Other Published Data.—Data from the 1959 Census of Agriculture for counties and States are included in volume I for the number of farms and the acres of land in farms by size of farm. State totals in volume I, for farms classified by size, show the number of farms, farm acreage according to use, irrigation, and conservation practices for 1959, with comparable data for earlier censuses.

Additional measures of farm size are included in other chapters of volume II. Chapter VI contains a distribution of the number of farms by number of milk cows, by number of certain other livestock, and by number of chickens on hand. Chapter VII contains data on the distribution of farms by number of acres and quantity produced for certain selected crops and chapter XI, as previously mentioned, presents data on farms by economic class.

DEFINITIONS AND EXPLANATIONS

Definitions and explanations in this chapter are limited to those which have a particular significance in respect to the presentation of statistics by size of farm. Definitions and explanations of general application are included in the Introduction to this volume, and those for specific items may be found in the chapters for those subjects.

A Farm.—In analyzing size-of-farm statistics, the definition of a farm for census purposes as defined in the Introduction to this volume should be noted. Places of less than 10 acres in 1959 were counted as farms if the estimated sales of agricultural products for the year amounted to at least $250. Places of 10 or more acres in 1959 were counted as farms if the estimated sales of agricultural products for the year amounted to at least $50. Places having less than the $50 and $250 minimum estimated sales in 1959 were also counted as farms if they could normally be expected to produce sufficient agricultural products to meet the requirements of the definition. This final qualification permitted inclusion as farms of some places farmed for the first time in 1959 and places temporarily affected by crop failure or other unusual conditions.

Changes in the definition of a farm affect the comparability of size-of-farm data for the various censuses. Reference should be made to page XXVII of the Introduction for a discussion of changes in the definition of a farm and the effect of these changes upon the statistics.

Land in Farms.—Except for managed farms, the land to be included in each farm was determined from the answers to questions about the number of acres owned, the number of acres rented from others or worked on shares for others, and the number of acres rented to others or worked on shares by others. The acres owned and the acres rented from others or worked on shares for others were first added together and then the acres rented to others or worked on shares by others were subtracted. The result represented the number of acres in the farm. The number of acres in a managed farm was the difference between the total land managed and that part of the managed land that was rented to others or worked on shares by others.

The acreage designated as "land in farms" consists primarily of "agricultural" land—that is, land used for crops and pasture or grazing. It also includes extensive areas of land not actually under cultivation nor used for pasture or grazing. For example, the entire acreages of woodland and wasteland owned or rented by farm operators are included as land in farms, unless they were being held for nonagricultural purposes or unless the acreages were unusually large. For 1959 and 1954, if places reported 1,000 or more acres of woodland not pastured and wasteland, and if less than 10 percent of the total acreages in the places was used for agricultural purposes, the acreages of woodland not pastured and wasteland were reduced to equal the acreages used for agriculture. In 1950, adjustments were made in places of 1,000 or more acres (5,000 or more acres in the 17 Western States) if less than 10 percent of the total acreage in the place was used for agricultural purposes.

Except for open range and grazing land used under Government permit, all grazing land was to be included as land in farms provided the place of which it formed a part was a farm. Grazing land operated by grazing associations was to be reported in the name of the person chiefly responsible for conducting the business of the association. Land used rent-free was to be reported as land rented from others. All land in Indian reservations that was used for growing crops or grazing livestock was to be included. Land in Indian reservations that was not reported by individual Indians and that was not rented to non-Indians was to be reported in the name of the cooperative group that used the land. In some instances, an entire Indian reservation was reported as one farm.

Classification of Farms by Size.—In the 1959 census, all size-of-farm tabulations were classified into 12 size groups based on the total acres of land in farms. For the "under-10-acre" group, separate counts are shown for farms under 3 acres and farms 3 to 9 acres. The size groups used in the 1954 census are based on size-of-farm groups established in 1935. A change was made in the size classification for 1959 by subdividing the 1,000-acre-and-over group and by combining two previously recognized groups—10 to 29 acres and 30 to 49 acres. These size groups, established by the census, were based primarily on class intervals of the natural groupings which have resulted from the Government land-survey system, along with certain natural farm groupings in other areas. Most of the land in the western part of the United States was surveyed by the Government and initially divided into sections of approximately 640 acres. Transfers of this land have been made for the most part on the basis of these initial Government surveys. A classification of these farms according to size, therefore, will reflect approximate class interval midpoints of 30, 60, 80, 120, 160, etc. acres. These natural groupings were considered in determining the size groups used in the 1935 census. The classification avoids some of the bimodal distributions of farms that occurred under the classification used for prior censuses. It provides midpoints for each size group (except for the extremely small or the extremely large farms) that reflect the most common frequency or mode for these survey groupings.

In the Southern States where the acreage of land rented to individual croppers or tenants is relatively small under usual conditions, the concentration of farms in certain reported size groups may be due in part to the plantation system of farming. Under this system, the tenant generally farms only cropland and the total area of the individual farm unit tends to be smaller than other farms having a similar acreage of crops. The pastureland, woodland, and wasteland which normally would be associated with the cropland may be retained by the landlord. In such cases, the landlord's farm has a higher proportion of pastureland, woodland, and wasteland than other farms of similar size in the area.

History of Classification of Farms by Size.—The first tabulation of farms by size was made in the census of 1860. However, for that year and also for 1870, the classification was based on the acres of improved land rather than on the total acres in the farm. Data for the number of farms by size are shown for the United States in table 1.

Table 1.–FARMS CLASSIFIED BY ACRES OF TOTAL LAND IN FARMS, FOR THE UNITED STATES, 1880 TO 1959; AND ACRES OF IMPROVED LAND, FOR THE UNITED STATES, 1860 AND 1870

Year	Number of farms by acres of total land in farms								
	Total	Under 3 acres	3 to 9 acres	10 to 29 acres	30 to 49 acres	50 to 99 acres	100 to 499 acres	500 to 999 acres	1,000 or more acres
1959	3,710,503	79,083	165,245	(813,216)		657,990	1,658,530	200,012	136,427
1954[1]	4,782,416	99,896	384,395	713,335	499,496	864,063	1,899,053	191,697	130,481
1950	5,388,437	78,110	410,420	855,000	624,596	1,048,075	[2]2,068,466	182,297	121,473
1945[1]	5,859,169	98,966	495,595	945,608	708,796	1,157,320	2,166,208	173,777	112,899
1940	6,102,417	37,022	472,325	(1,782,061)		1,291,328	[2]2,255,396	163,711	100,574
1935[1]	6,812,350	35,573	535,258	1,241,431	882,164	1,444,007	2,417,803	167,452	88,662
1930	6,295,103	44,244	317,755	(2,002,115)		1,375,198	[2]2,315,403	159,723	80,665
1925[1]	6,371,640	15,151	363,384	(2,038,692)		1,421,078	2,326,155	143,852	63,328
1920	6,453,991	[3]21,158	[3]270,348	([4]2,013,516)		1,475,005	[2]2,456,729	149,826	67,409
1910[1]	6,361,502	18,033	317,010	(1,918,499)		1,438,069	2,494,461	125,295	50,135
1900	5,739,657	41,882	226,564	(1,664,797)		1,366,167	[2]2,290,561	102,526	47,160
1890	4,564,641	(150,194)		(1,168,327)		1,121,485	2,008,694	84,395	31,546
1880	4,008,907	4,352	134,889	(1,036,323)		1,032,810	1,695,983	75,972	28,578
	Number of farms by acres of improved land								
	Total	Under 3 acres	3 to 9 acres	10 to 19 acres	20 to 49 acres	50 to 99 acres	100 to 499 acres	500 to 999 acres	1,000 or more acres
1870	2,659,985	6,875	172,021	294,607	847,614	754,221	565,054	15,873	3,720
1860[5]	2,044,077	NA	54,676	162,178	616,558	608,878	487,041	20,319	5,364

NA Not available.
[1]Data for Alaska and Hawaii not included.
[2]Includes farms of 100 acres or more for Hawaii.
[3]Data for Alaska not available.
[4]Includes 62 farms for Alaska, in the under 50 acres size group.
[5]For 1860, the classification is for "Farms containing 3 acres or more." The number of farms in the various classes adds to 1,955,014, which is 89,063 less than the total number of farms.

NUMBER OF FARMS BY SIZE OF FARM, FOR THE UNITED STATES: 1959, 1954, AND 1950

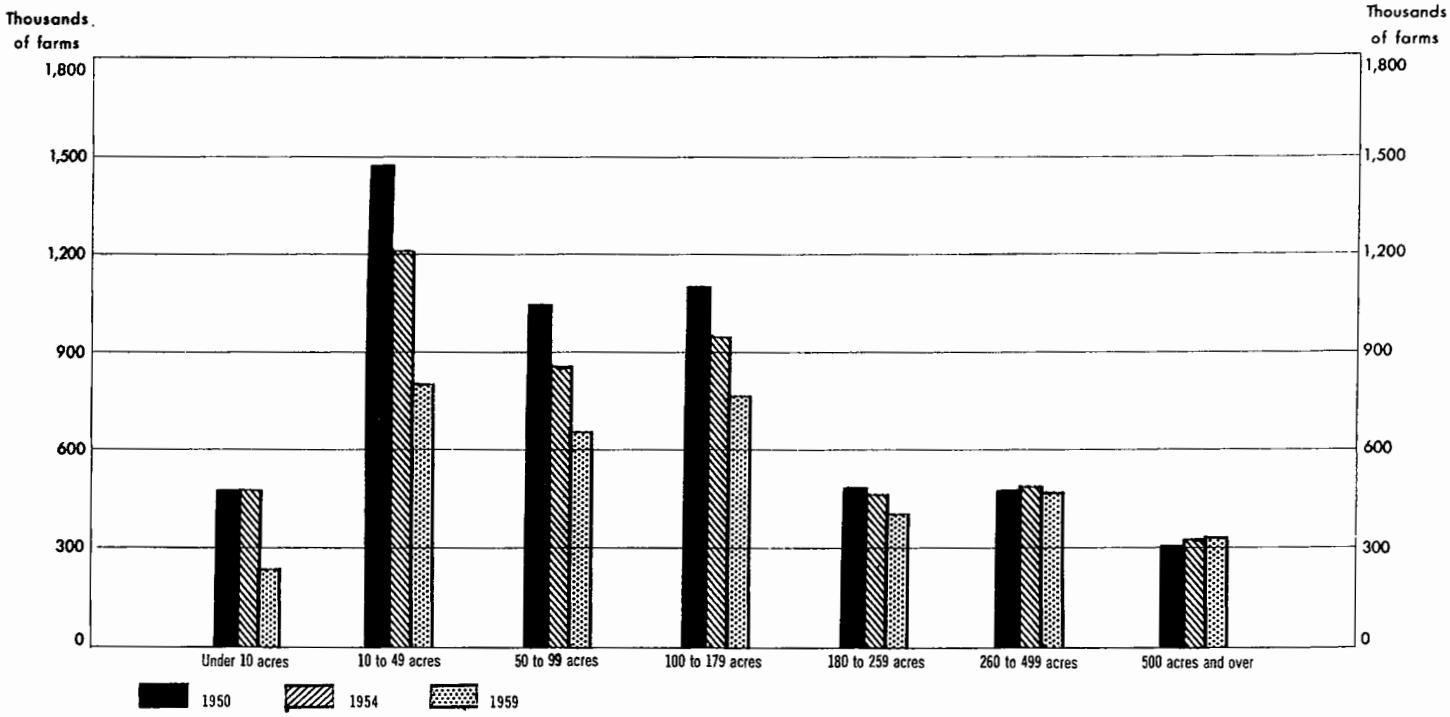

The first classification of farms by size, based on the total farm area, was made in 1880. In that year, farms were classified by size into eight groups. In 1890, the classification provided for only seven groups, no breakdown having been made that year for farms under 10 acres in size. From 1900 to 1930, the classification was the same as that used in 1880 except that, beginning with 1920, farms of 1,000 acres and over were further classified by size. In 1920 and 1925, a separate classification was shown for farms of 5,000 acres and over; and in 1930, farms of 10,000 acres and over comprised an additional group.

In 1935, a revised size classification was established to conform more closely with the Government land-survey system. A total of 17 size groups was provided; some of these groups were provided largely to facilitate comparisons with data for prior censuses.

These 17 size-of-farm groups were continued in the censuses of 1940 and 1945 to provide comparative data for earlier censuses. In both the 1945 and 1950 censuses, these 17 groups were combined to form 12 size groups for use in classifying most of the major items covered by the census of agriculture. Basic summary data were listed for most of the combined size groups to provide comparative information for censuses for earlier years. The combined groups were eliminated in 1954, however, and brackets were used to indicate comparable data from previous censuses. For 1959, a separate tabulation includes data for number of farms and all land in farms classified by use for farms of 2,000 acres or more by size of farm (by 1,000-acre intervals, ranging from 2,000 to 2,999 acres to 10,000 acres or more).

Prior to 1900, a count only is available for farms classified by size. Beginning with 1900, the size-of-farm classification has included a count of farms, data for all land in farms, and the more important classes of land according to use. Beginning with 1940, data for the entire land-use classification have been tabulated by size of farm.

Changes in Size of Farm.—An outstanding characteristic of twentieth century agriculture in the United States has been the growth in farm size. The total acreage of land in farms has changed little in this period and most of the increase in average size of farm has come from the reduction in farm numbers. In 1959, the average size of farm in the United States was 302.8 acres, an increase of 60.6 acres, or 25 percent, since 1954. This was the largest average size reported at any time during the last century and more than double the average size of 145.1 acres reported only 35 years ago (table 2).

Table 2.—NUMBER OF FARMS, ALL LAND IN FARMS, AVERAGE SIZE OF FARM, AVERAGE VALUE OF LAND AND BUILDINGS PER FARM AND PER ACRE, FOR THE UNITED STATES: 1850 TO 1959

[Data for value of farms for 1959, 1954, and 1950 are based on reports for only a sample of farms. See text]

Year	Number of farms		All land in farms		Average size of farm (acres)	Value of land and buildings		Percent of land area in farms
	Total	Percent change from preceding Census[1]	Acres	Percent change from preceding Census[1]		Average per farm (dollars)	Average per acre (dollars)	
1959...	3,710,503	-22.6	1,123,507,574	-3.3	302.8	[2]34,825	[2]115.15	49.5
1954[1]..	4,782,416	-11.1	1,158,191,511	(Z)	242.2	20,405	84.25	60.8
1950...	5,388,437	-8.1	1,162,642,888	1.5	215.8	14,005	64.97	51.1
1945[1]..	5,859,169	-3.9	1,141,615,364	7.6	194.8	7,917	40.63	59.9
1940...	6,102,417	-10.5	1,065,113,774	0.6	174.5	5,532	31.69	46.8
1935[1]..	6,812,350	8.3	1,054,515,111	6.9	154.8	4,823	31.16	55.4
1930...	6,295,103	-1.3	990,111,984	6.8	157.3	7,624	48.47	43.6
1925[1]..	6,371,640	-1.2	924,319,352	-3.3	145.1	7,764	53.52	48.6
1920...	6,453,991	1.4	958,676,612	8.8	148.5	10,295	69.31	42.2
1910...	6,366,044	10.9	881,431,469	4.8	138.5	5,480	39.58	38.8
1900...	5,739,657	25.7	841,201,546	34.6	146.6	2,905	19.82	44.1
1890...	4,564,641	13.9	623,218,619	16.3	136.5	2,909	21.31	32.7
1880...	4,008,907	50.7	536,081,835	31.5	133.7	2,544	19.02	28.2
1870...	2,659,985	30.1	407,735,041	0.1	153.3	2,799	18.26	21.4
1860...	2,044,077	41.1	407,212,538	38.7	199.2	3,251	16.32	21.4
1850...	1,449,073	...	293,560,614	...	202.6	2,258	11.14	15.6

Z Less than 0.05 percent.
[1]Data for Alaska and Hawaii not included.
[2]Value of land and buildings in Hawaii not included for 1959.

Since 1910, the average size of farm has increased 164 acres, with an increase for each census, except 1925 and 1935. Between 1954 and 1959, the number of farms in the 48 States comprising the conterminous United States declined from 4,782,416 to 3,703,894, or 23 percent. The number of farms in 1959 was the

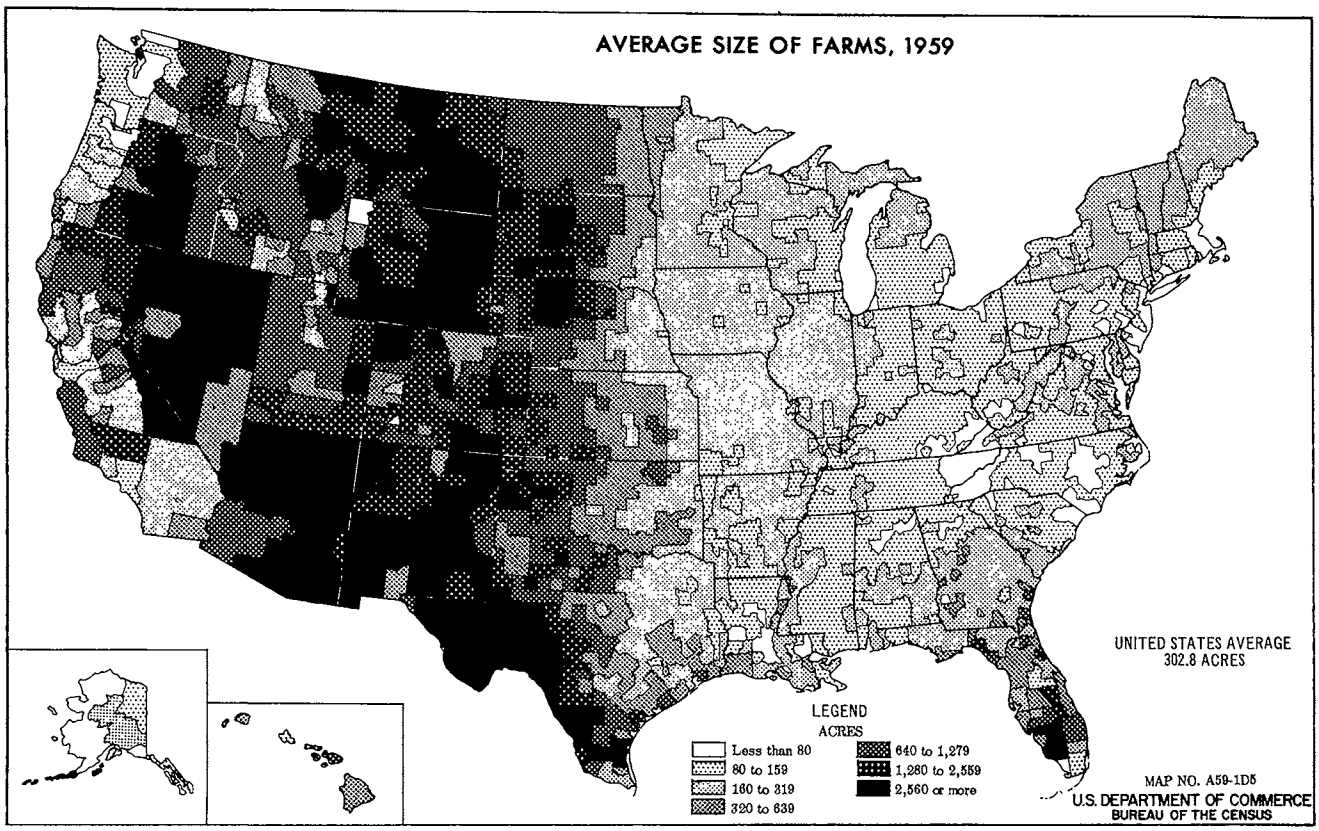
AVERAGE SIZE OF FARMS, 1959
UNITED STATES AVERAGE
302.8 ACRES
LEGEND
ACRES
Less than 80
80 to 159
160 to 319
320 to 639
640 to 1,279
1,280 to 2,559
2,560 or more
MAP NO. A59-1D5
U.S. DEPARTMENT OF COMMERCE
BUREAU OF THE CENSUS

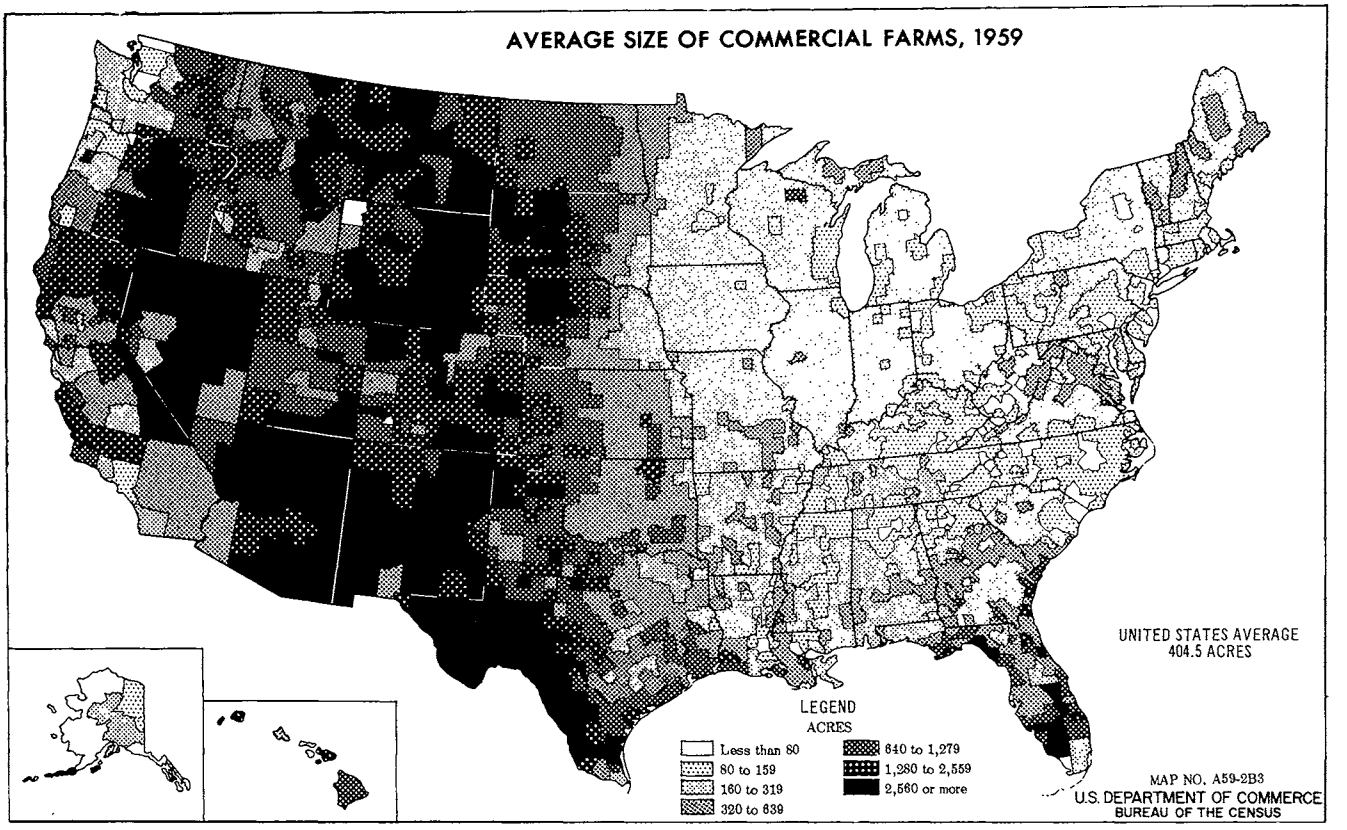
AVERAGE SIZE OF COMMERCIAL FARMS, 1959
UNITED STATES AVERAGE
404.5 ACRES
LEGEND
ACRES
Less than 80
80 to 159
160 to 319
320 to 639
640 to 1,279
1,280 to 2,559
2,560 or more
MAP NO. A59-2B3
U.S. DEPARTMENT OF COMMERCE
BUREAU OF THE CENSUS

smallest number reported by the census of agriculture since 1870. Of the 1,079,000 decrease, approximately 232,000 resulted from the change in definition of a farm. In the period from 1954 to 1959, the number of farms decreased in every one of the 48 States and in all except 42 of the 3,067 counties in the 48 States comprising the conterminous United States. Even though the average size of farm varies considerably by States and geographic areas, an increase in size was reported for every State in the United States from 1954 to 1959. The average size of farm in 1959 varied from 83 acres in North Carolina to 5,558 acres per farm in Arizona.

AVERAGE SIZE OF FARM, FOR THE UNITED STATES: 1850 TO 1959

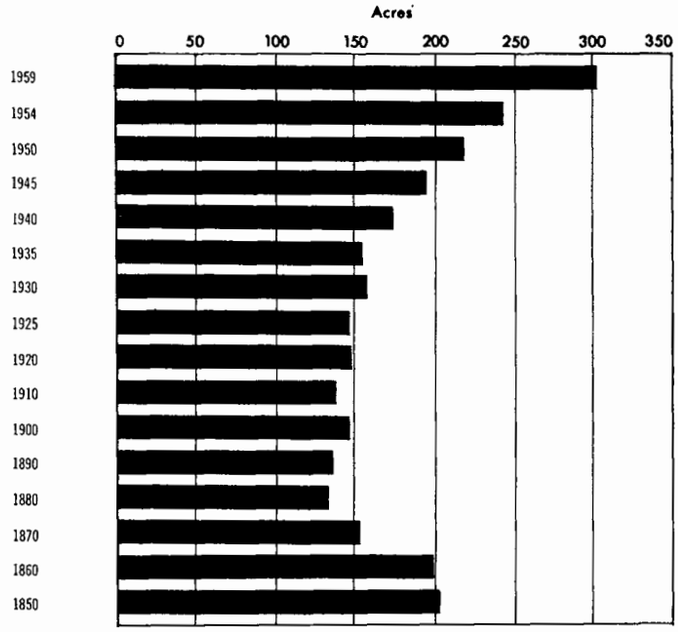

Alaska and Hawaii not included.

Table 3.–NUMBER OF FARMS AND PERCENT CHANGE IN NUMBER OF FARMS, BY SIZE OF FARM, FOR THE UNITED STATES: 1959, 1954, AND 1950

Size of farm	Number of farms					Percent change[1]	
	1959	1954[1]	1950	Increase or decrease (-)[1]			
				1954 to 1959	1950 to 1954	1954 to 1959	1950 to 1954
Total	3,710,503	4,782,416	5,388,437	-1,078,522	-599,746	-22.6	-11.1
Under 10 acres	244,328	484,291	488,530	-243,558	-623	-50.3	-0.1
10 to 49 acres	813,216	1,212,831	1,479,596	-401,629	-265,019	-33.1	-17.9
10 to 29 acres	NA	713,335	855,000	NA	-140,273	NA	-16.4
30 to 49 acres	NA	499,496	624,596	NA	-124,746	NA	-20.0
50 to 69 acres	258,195	346,323	427,025	-88,280	-80,564	-25.5	-18.9
70 to 99 acres	399,795	517,740	621,050	-118,098	-103,174	-22.8	-16.6
100 to 139 acres	394,505	491,458	579,244	-97,063	-87,653	-19.8	-15.1
140 to 179 acres	378,003	461,651	523,659	-83,805	-61,800	-18.2	-11.8
180 to 219 acres	225,576	257,189	275,049	-31,670	-17,820	-12.3	-6.5
220 to 259 acres	188,899	206,509	212,344	-17,655	-5,807	-8.5	-2.7
260 to 499 acres	471,547	482,246	478,170	-10,850	4,162	-2.2	0.9
500 to 999 acres	200,012	191,697	182,297	8,268	9,433	4.3	5.2
1,000 acres and over	136,427	130,481	121,473	5,818	9,119	4.5	7.5
1,000 to 1,999 acres	79,101	NA	NA	NA	NA	NA	NA
2,000 acres and over	57,326	NA	NA	NA	NA	NA	NA

NA Not available.
[1]Data for Alaska and Hawaii not included.

A group average derived entirely from the total acres in each place brings together, in a single size group, farms representing numerous types of agriculture and intensity of production. This is especially true when the averages are for geographic divisions, regions, or for the United States. Size of agricultural operations in North Carolina, for example, are quite different from those in the extensive dryland range country in Arizona. Changes in definition of a farm and in the enumeration procedure have affected the number of farms reported for the various censuses, especially for farms under 3 acres. The effect of changes in definition is discussed in the Introduction to this volume.

Table 4.–NUMBER OF FARMS UNDER 3 ACRES IN SIZE, FOR THE UNITED STATES: 1880 TO 1959
[Figures for States in Table 13]

Year	Farms under 3 acres in size	
	Number	Percent of all farms
1959	79,083	2.1
1954[1]	99,896	2.1
1950	78,110	1.4
1945[1]	98,966	1.7
1940	37,022	0.6
1935[1]	35,573	0.5
1930	44,244	0.7
1925[1]	15,151	0.2
1920[2]	21,158	0.3
1910[1]	18,033	0.3
1900	41,882	0.7
1890	NA	NA
1880	4,352	0.1

NA Not available.
[1]Data for Alaska and Hawaii not included.
[2]Data for Alaska not available.

The total area of land in farms and the distribution by size groups for the various census periods for some States are affected by the method of enumerating and processing large ownership tracts such as grazing associations and Indian reservations. As indicated in the section of this chapter on "Land in farms," lands in grazing associations and Indian reservations, not reported by individual Indian or other operators, were to be reported as one farm. In certain instances, all of the agricultural land in a grazing association or in a reservation may have been reported as one farm, while in other years, all or part of this land may have been reported for a considerable number of different operators and, thus, counted as a considerable number of separate farms.

Between 1954 and 1959, the number of farms in the "Under-10-acres" group declined approximately 50 percent but the percentage of all farms represented by farms under 10 acres in size decreased from 10.1 percent in 1954 to 6.5 percent in 1959. Table 5 shows the number of farms included in the "Under-10-acres" group for each census beginning with 1880. The change in the definition of a farm accounted for a large part of the decline in the number of farms from 1954 to 1959 (see page XXXII of the Introduction). Farms of under 10 acres increased from 139,241 in 1880, to 594,561 in 1945, then decreased to 244,328 in 1959.

Table 5.–NUMBER OF FARMS UNDER 10 ACRES IN SIZE, WITH LAND IN FARMS, FOR THE UNITED STATES: 1880 TO 1959
[Figures for States in Table 13]

Year	Under 10 acres		Under 3 acres		3 to 9 acres	
	Number of farms	Land in farms (acres)	Number of farms	Land in farms (acres)	Number of farms	Land in farms (acres)
1959	244,328	1,052,591	79,083	NA	165,245	NA
1954[1]	484,291	2,259,817	99,896	NA	384,395	NA
1950	488,530	2,451,013	78,110	NA	410,420	NA
1945[1]	594,561	2,805,435	98,966	141,252	495,595	2,664,183
1940	509,347	2,679,405	37,022	52,334	472,325	2,627,071
1935[1]	570,831	3,057,166	35,573	51,269	535,258	3,005,897
1930	361,999	1,922,230	44,244	63,210	317,755	1,859,020
1925[1]	378,535	2,096,610	15,151	22,976	363,384	2,073,634
1920[1]	288,772	1,600,287	20,350	33,613	268,422	1,566,674
1910[1]	335,043	NA	18,033	NA	317,010	NA
1900	268,446	1,481,899	41,882	79,508	226,564	1,402,391
1890	150,194	NA	NA	NA	NA	NA
1880	139,241	NA	4,352	NA	134,889	NA

NA Not available.
[1]Data for Alaska and Hawaii not included.

Changes in the number of farms reported for the "Under-10-acres" group between census years may be attributed to changes in the agricultural operations on these places, to changes in census definition of a farm, and to changes in the relative completeness of the census. Places in this group may have sufficient agricultural production to be counted as farms at one census, and at another, they may have too limited production to be included as farms. In many cases, such places have small agricultural operations as they represent rural residences.

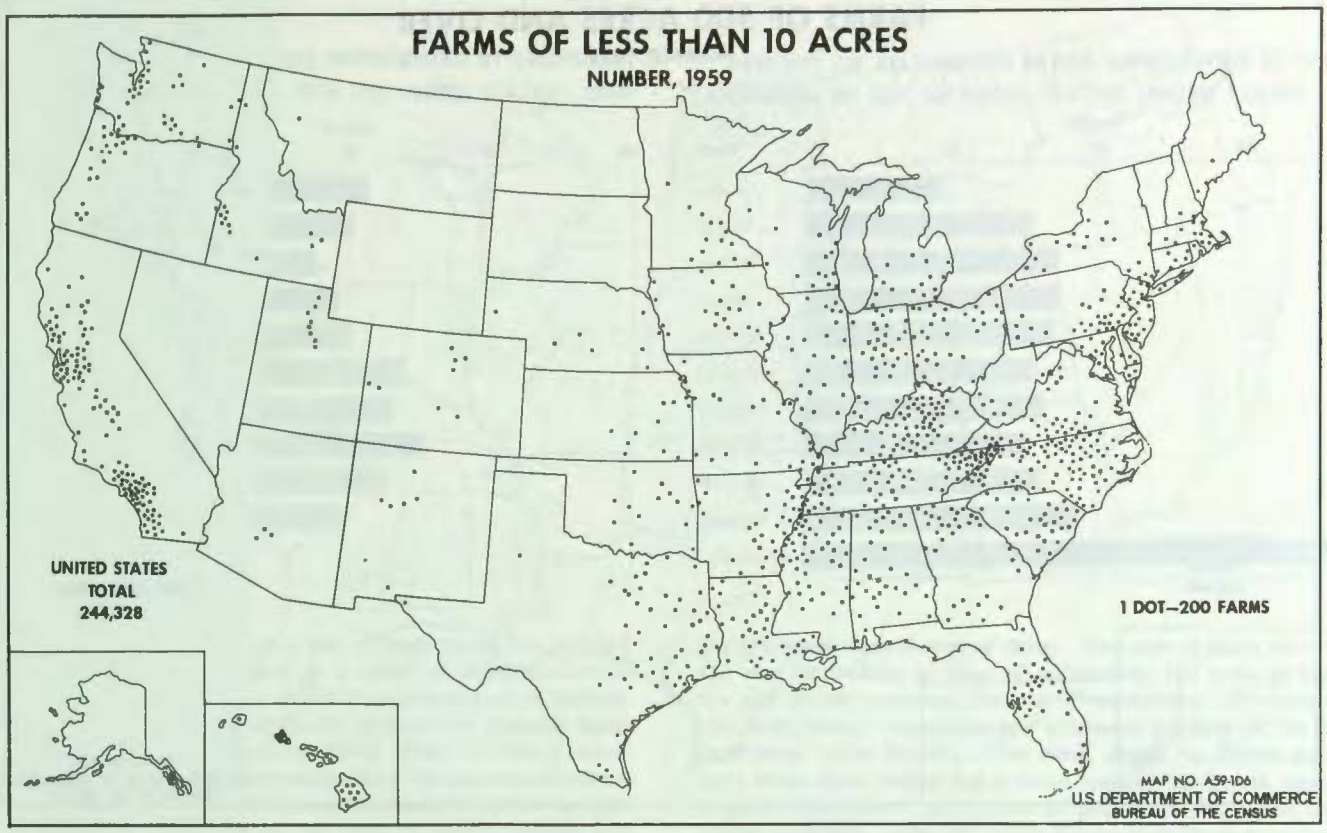

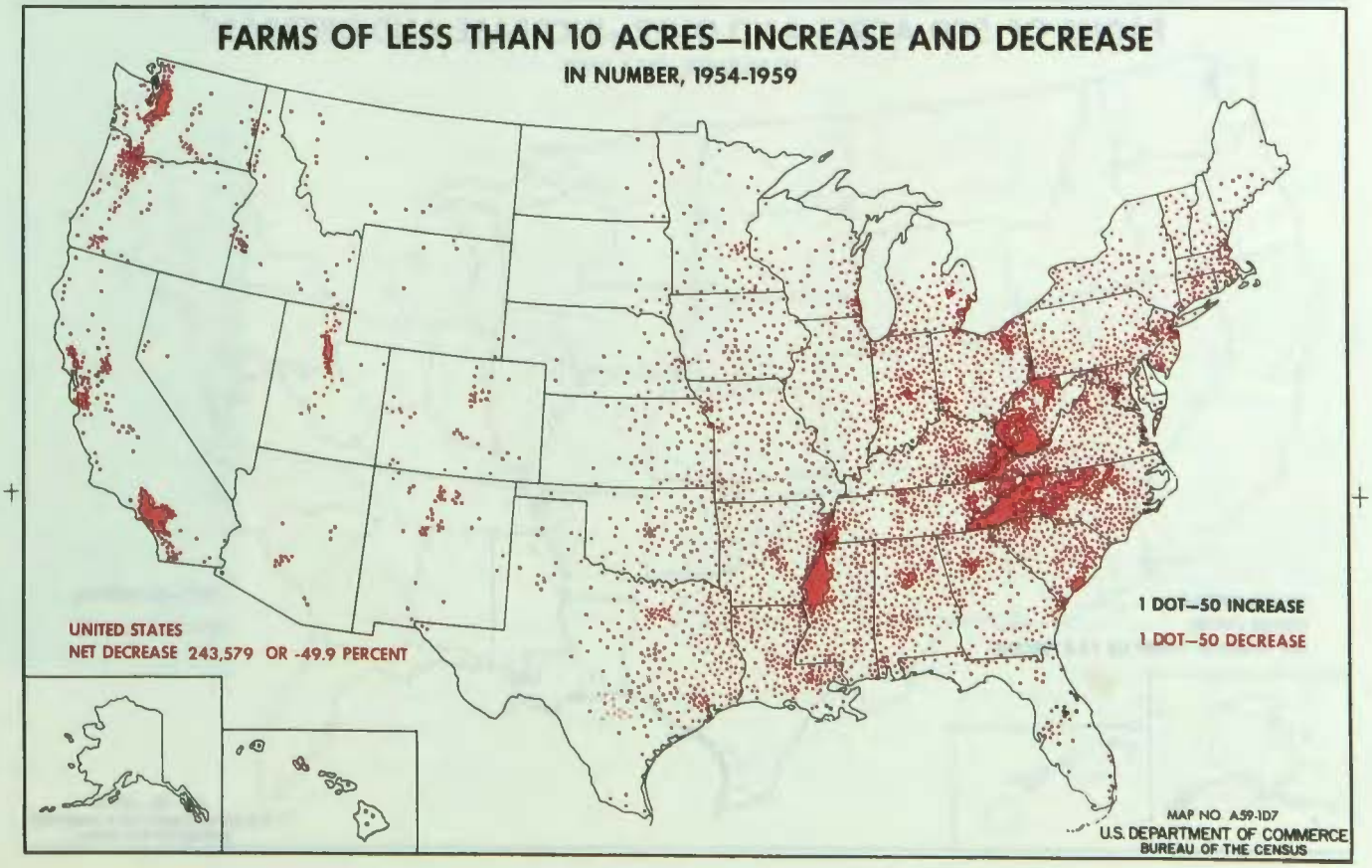

The number of farms in all of the size groups from 10 to 179 acres for the United States decreased for each census period since 1935. This trend continues to reflect the consolidation of farms, the discontinuance of farm operations on small farms, and a decrease in farm numbers brought about by the rapid increase in farm technology and mechanization of agriculture. The increase in nonfarm job opportunities has contributed significantly to this change.

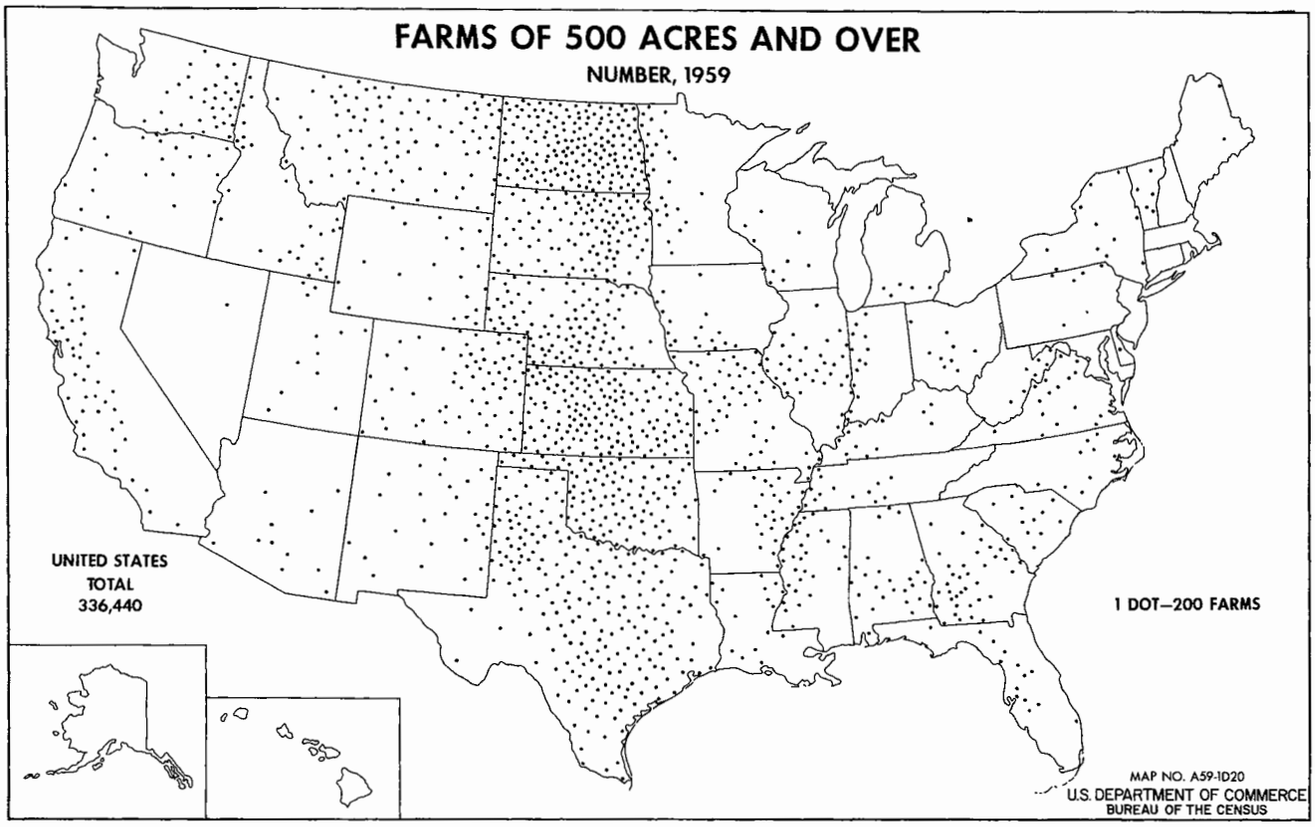

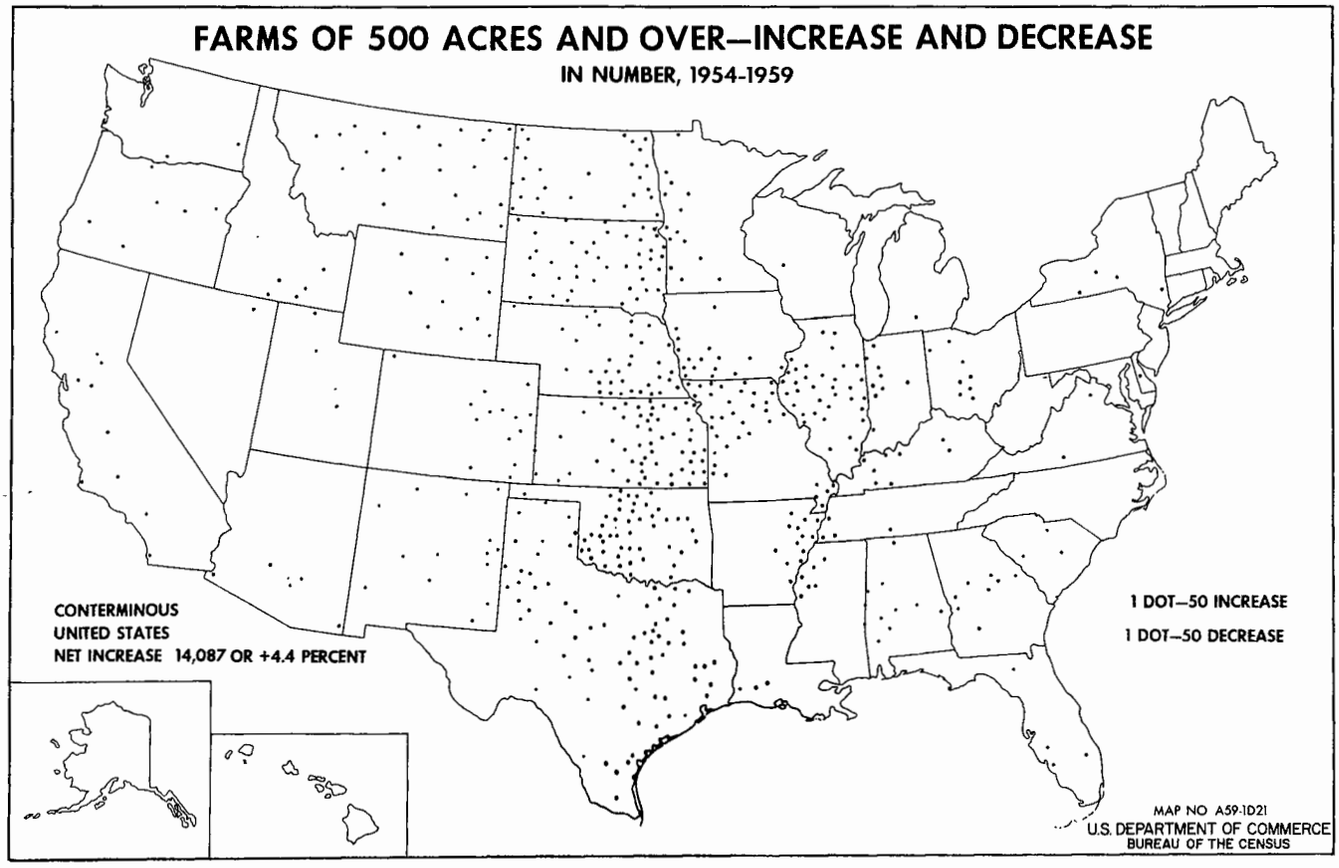

Farms of 1,000 or more acres in size accounted for 3.7 percent of all farms in 1959, 2.7 percent in 1954, 2.3 percent in 1950, and 1.9 percent in 1945. Farms in this 1,000-or-more-acres group accounted for 49.2, 45.9, 42.6, and 40.3 percent of the total farm land in 1959, 1954, 1950, and 1945, respectively. In 1959, these large farms of 1,000 or more acres accounted for 24.2 percent of the total cropland, 69.3 percent of the total land pastured, and 36.5 percent of the total woodland compared with 20.7 percent of the cropland, 65.4 percent of the land pastured, and 36.1 percent of the woodland in 1954.

PERCENT OF ALL LAND IN FARMS REPRESENTED BY CROPLAND HARVESTED, BY SIZE OF FARM; FOR THE UNITED STATES: 1959

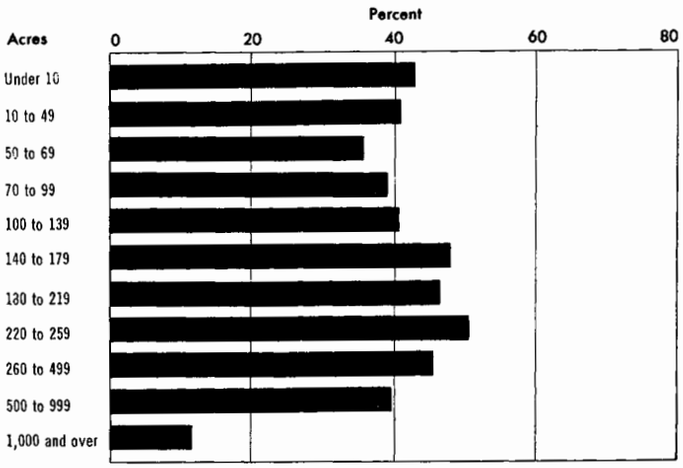

PERCENT OF ALL LAND IN FARMS REPRESENTED BY LAND PASTURED, BY SIZE OF FARM; FOR THE UNITED STATES: 1959

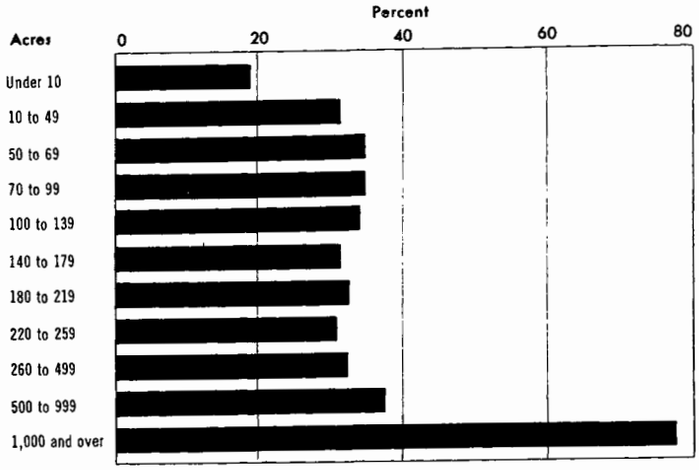

The increase in the number and size of large farms has resulted from farm consolidation arising as a result of improvements in farm technology and efficiency, further mechanization of agriculture, and the inclusion of additional acreages of grazing lands in the farms in certain areas in the West. Data in table 2 reflect the changes in size of farms as measured by the amount of capital represented by land and buildings as reported from 1850 to 1959.

Within any one area representing land of similar quality and similar farming practices, there are numerous factors determining the predominant size of farm. The size of farm varies with the size of holding at time of settlement, the type of farming, the age of the operator, the use of machinery, the resources of the farm family, the number of available workers in the family, and many other factors. The rural places in almost any area vary from those which are strictly commercial farms depending, largely, upon hired employees to places at the other extreme which represent, primarily, rural homes with limited agricultural operations.

Table 6.–FARMS AND FARM CHARACTERISTICS BY SIZE

[Data for conterminous United States are based on

	Item (For definitions and explanations, see text)	Total all farms	Size of farm: Under 10 acres	10 to 49 acres	50 to 69 acres	70 to 99 acres	100 to 139 acres	140 to 179 acres	180 to 219 acres
	FARMS, ACREAGE, AND VALUE								
1	Farms.....number...	3,707,973	243,946	812,764	257,741	399,535	394,293	377,796	225,445
2	Land in farms.....acres...	1,123,378,059	1,063,766	21,981,046	15,019,852	32,909,744	46,019,936	59,686,220	44,565,045
3	Average size of farm.....acres...	303.0	4.4	27.0	58.3	82.4	116.7	158.0	197.7
	Value of land and buildings:[1]								
4	Average per farm.....dollars...	33,175	11,681	12,016	14,757	17,068	21,164	28,847	34,725
5	Average per acre.....dollars...	120.41	2,595.91	441.14	253.13	207.39	181.49	182.45	175.69
	Land in farms according to use:								
6	Cropland harvested.....farms reporting...	3,216,207	130,635	646,587	222,847	357,122	360,386	352,677	212,537
7	acres...	313,636,842	458,364	9,101,026	5,432,160	12,851,345	18,613,968	28,319,955	20,613,097
8	1 to 9 acres.....farms reporting...	547,130	130,635	251,055	48,979	47,615	29,812	15,756	7,546
9	10 to 19 acres.....farms reporting...	434,079	...	224,843	52,603	58,476	41,540	22,558	11,065
10	20 to 29 acres.....farms reporting...	300,556	...	107,342	41,535	51,974	40,707	22,214	11,537
11	30 to 49 acres.....farms reporting...	394,242	...	63,347	56,941	89,398	69,442	43,135	22,328
12	50 to 99 acres.....farms reporting...	569,794	...	...	22,789	109,659	146,514	111,844	55,625
13	100 to 199 acres.....farms reporting...	542,376	...	...	...	...	32,371	137,170	102,242
14	200 to 499 acres.....farms reporting...	354,166	...	...	...	...	...	...	2,194
15	500 to 999 acres.....farms reporting...	60,191	...	...	...	...	...	...	...
16	1,000 or more acres.....farms reporting...	13,673	...	...	...	...	...	...	...
17	Cropland used only for pasture....farms reporting...	1,560,737	27,860	239,189	108,642	186,160	202,524	194,608	124,591
18	acres...	66,636,501	86,166	2,538,853	1,873,600	3,968,263	5,377,437	5,898,687	4,498,816
19	Cropland not harvested and not pastured.....farms reporting...	1,113,497	15,445	171,970	79,675	121,650	121,131	109,488	66,765
20	acres...	70,701,724	39,661	1,450,155	1,074,545	2,158,942	2,684,405	3,108,411	2,091,674
21	Cultivated summer fallow[2].....farms reporting...	197,825	672	5,222	1,978	4,456	4,448	11,776	4,638
22	acres...	30,614,776	1,535	40,747	23,179	68,928	89,476	331,925	138,678
23	Soil-improvement grasses and legumes.....farms reporting...	346,428	2,139	35,940	22,025	37,560	39,690	37,984	24,149
24	acres...	16,598,312	5,496	272,178	248,024	599,670	810,638	1,068,305	713,485
25	Other cropland (idle and crop failure)[3].....farms reporting...	743,834	12,870	141,035	63,074	92,574	91,427	74,080	46,597
26	acres...	23,488,636	32,630	1,137,230	803,342	1,490,344	1,784,291	1,708,181	1,239,511
27	Woodland pastured.....farms reporting...	1,113,675	5,953	159,326	86,398	146,542	160,554	136,406	92,244
28	acres...	92,063,106	17,384	1,663,792	1,409,023	3,233,368	4,667,616	5,296,391	4,261,163
29	Woodland not pastured.....farms reporting...	1,205,503	9,798	212,720	110,872	163,870	173,954	133,905	91,738
30	acres...	71,487,294	26,489	2,359,975	2,213,932	4,305,548	6,153,756	5,917,120	4,951,560
31	Other pasture (not cropland and not woodland).....farms reporting...	1,606,504	29,796	230,717	99,624	165,912	175,988	182,053	112,315
32	acres...	464,192,296	94,455	2,672,487	1,937,575	4,197,080	5,711,858	7,634,346	5,686,254
33	Improved pasture[4].....farms reporting...	381,179	6,762	47,954	24,039	39,237	45,986	43,796	30,088
34	acres...	24,193,866	20,434	424,571	309,732	643,758	929,975	1,097,603	868,120
35	Irrigated land in farms[4].....farms reporting...	313,217	33,375	72,704	15,286	23,791	19,900	23,702	12,618
36	acres...	33,419,286	108,366	1,223,905	542,735	1,210,957	1,328,331	2,117,892	1,258,530
37	Irrigated cropland harvested[5].....farms reporting...	245,653	23,192	54,417	11,291	18,631	15,159	19,754	9,784
38	acres...	26,335,868	70,709	891,042	405,401	930,447	1,048,869	1,769,275	1,027,887
	Land use practices:[4]								
39	Cropland in cover crops.....farms reporting...	368,414	7,409	48,277	26,621	42,736	48,598	44,056	30,062
40	acres...	8,995,877	22,560	339,969	244,770	501,612	721,156	886,247	695,928
41	Cropland used for grain or row crops farmed on the contour.....farms reporting...	351,461	3,138	36,661	17,495	30,831	37,554	45,155	29,285
42	acres...	22,319,062	14,473	461,569	301,159	694,257	1,096,550	1,948,702	1,413,947
43	Land in strip-cropping systems for soil-erosion control.....farms reporting...	124,600	283	4,977	3,830	9,364	14,160	16,151	10,831
44	acres...	16,106,887	1,254	61,727	74,214	256,550	503,456	742,345	527,958
45	System of terraces on crop and pasture land.....farms reporting...	444,989	4,861	63,167	29,479	45,344	47,287	46,659	30,258
46	acres...	32,103,337	26,348	1,057,839	745,595	1,426,916	1,821,603	2,347,867	1,695,092
	FARM OPERATORS BY AGE								
47	Operators reporting age.....number...	3,670,989	240,648	804,708	255,581	396,141	390,937	374,399	223,510
48	Under 25 years.....number...	61,527	8,994	14,203	2,979	5,251	5,898	6,773	3,795
49	25 to 34 years.....number...	403,410	30,423	78,494	20,869	34,706	37,489	44,591	27,149
50	35 to 44 years.....number...	806,106	50,264	165,659	48,302	74,917	78,597	82,584	53,196
51	45 to 54 years.....number...	980,018	54,048	204,152	66,298	102,938	106,383	101,743	62,611
52	55 to 64 years.....number...	802,658	46,646	172,809	60,406	96,292	92,849	85,031	48,174
53	65 or more years.....number...	617,270	50,273	169,391	56,727	82,037	69,721	53,677	28,585
54	Average age.....years...	50.5	50.4	51.8	53.0	52.5	51.5	49.8	49.2
	OFF-FARM WORK AND OTHER INCOME								
	Farm operators—								
55	Working off their farms, total.....operators reporting...	1,663,841	147,778	457,074	134,236	198,770	175,826	148,481	81,598
56	1 to 99 days.....operators reporting...	556,235	24,076	105,871	34,683	56,679	60,847	63,976	38,161
57	100 to 199 days.....operators reporting...	229,787	16,628	58,469	18,267	29,989	26,974	22,911	11,963
58	200 or more days.....operators reporting...	877,819	107,074	292,734	81,286	112,102	88,005	61,594	31,474
59	With other members of family working off farm.....operators reporting...	481,141	44,911	138,283	39,648	57,488	51,510	41,925	23,558
60	With income from sources other than farm operated and off-farm work....operators reporting...	698,876	63,201	183,136	55,247	80,735	73,051	61,704	34,381
61	With other income of family exceeding value of agricultural products sold.....operators reporting...	977,606	117,971	336,832	93,463	128,470	98,747	68,600	33,482
62	Operators not working off their farms or not reporting as to work off their farms.....number...	2,044,132	96,168	355,690	123,505	200,765	218,467	229,315	143,847
63	With other members of family working off farm.....operators reporting...	319,331	15,152	58,211	21,672	34,675	38,042	36,684	23,257
64	With income from sources other than farm operated.....operators reporting...	759,734	51,219	170,860	58,713	87,146	81,185	72,247	42,619
65	With other income of family exceeding value of agricultural products sold.....operators reporting...	351,234	37,287	121,172	36,662	46,705	36,458	24,280	12,509

See footnotes at end of table.

OF FARM, FOR THE UNITED STATES: 1959

reports for only a sample of farms. See text]

Size of farm—Continued					Percent distribution by size of farm (all farms = 100%)												
220 to 259 acres	260 to 499 acres	500 to 999 acres	1,000 to 1,999 acres	2,000 acres and over	Under 10 acres	10 to 49 acres	50 to 69 acres	70 to 99 acres	100 to 139 acres	140 to 179 acres	180 to 219 acres	220 to 259 acres	260 to 499 acres	500 to 999 acres	1,000 to 1,999 acres	2,000 acres and over	
188,685	471,538	199,802	79,093	57,335	6.6	21.9	7.0	10.8	10.6	10.2	6.1	5.1	12.7	5.4	2.1	1.5	1
44,887,035	165,681,361	137,000,468	107,978,190	446,585,396	0.1	2.0	1.3	2.9	4.1	5.3	4.0	4.0	14.7	12.2	9.6	39.8	2
237.9	351.4	685.7	1,365.2	7,789.1	xxx	xxx	xxx	xxx	xxx	xxx	xxx	xxx	xxx	xxx	xxx	xxx	3
42,878	54,445	78,684	119,187	260,663	xxx	xxx	xxx	xxx	xxx	xxx	xxx	xxx	xxx	xxx	xxx	xxx	4
180.21	154.98	114.82	87.46	39.72	xxx	xxx	xxx	xxx	xxx	xxx	xxx	xxx	xxx	xxx	xxx	xxx	5
179,643	447,940	187,546	72,199	46,088	4.1	20.1	6.9	11.1	11.2	11.0	6.6	5.6	13.9	5.8	2.2	1.4	6
22,588,821	78,830,847	54,306,176	31,597,517	30,923,566	0.1	2.9	1.7	4.1	5.9	9.0	6.6	7.2	25.1	17.3	10.1	9.9	7
4,157	7,710	2,508	795	562	23.9	45.9	9.0	8.7	5.4	2.9	1.4	0.8	1.4	0.5	0.1	0.1	8
6,550	11,441	3,245	1,082	676	...	51.8	12.1	13.5	9.6	5.2	2.5	1.5	2.6	0.7	0.2	0.2	9
6,918	12,701	3,814	1,063	751	...	35.7	13.8	17.3	13.5	7.4	3.8	2.3	4.2	1.3	0.4	0.2	10
13,120	25,573	7,253	2,183	1,522	...	16.1	14.4	22.7	17.6	10.9	5.7	3.3	6.5	1.8	0.6	0.4	11
34,726	62,968	16,972	5,215	3,482	...	...	4.0	19.2	25.7	19.6	9.8	6.1	11.1	3.0	0.9	0.6	12
85,468	137,177	32,634	9,276	6,038	...	...	...	...	6.0	25.3	18.9	15.8	25.3	6.0	1.7	1.1	13
28,704	190,370	95,566	24,992	12,340	...	...	...	...	...	...	0.6	8.1	53.8	27.0	7.1	3.5	14
...	...	25,554	23,524	11,113	...	...	...	...	...	...	...	...	...	42.5	39.1	18.5	15
...	...	...	4,069	9,604	...	...	...	...	...	...	...	...	...	...	29.8	70.2	16
101,159	241,628	86,926	29,087	18,363	1.8	15.3	7.0	11.9	13.0	12.5	8.0	6.5	15.5	5.6	1.9	1.2	17
3,987,997	13,217,288	8,946,414	5,826,765	10,416,215	0.1	3.8	2.8	6.0	8.1	8.9	6.8	6.0	19.8	13.4	8.7	15.6	18
57,409	181,957	109,993	49,716	28,298	1.4	15.4	7.2	10.9	10.9	9.8	6.0	5.2	16.3	9.9	4.5	2.5	19
2,102,506	10,813,827	14,733,217	14,335,029	16,109,352	0.1	2.1	1.5	3.1	3.8	4.4	3.0	3.0	15.3	20.8	20.3	22.8	20
7,702	48,803	55,612	33,199	19,319	0.3	2.6	1.0	2.3	2.2	6.0	2.3	3.9	24.7	28.1	16.8	9.8	21
266,409	3,052,937	7,163,882	8,997,509	10,439,571	(Z)	0.1	0.1	0.2	0.3	1.1	0.5	0.9	10.0	23.4	29.4	34.1	22
21,529	67,298	35,565	14,207	8,342	0.6	10.4	6.4	10.8	11.5	11.0	7.0	6.2	19.4	10.3	4.1	2.4	23
768,726	3,510,680	3,673,581	2,537,679	2,389,850	(Z)	1.6	1.5	3.6	4.9	6.4	4.3	4.6	21.2	22.1	15.3	14.4	24
36,482	102,801	51,842	20,438	10,614	1.7	19.0	8.5	12.4	12.3	10.0	6.3	4.9	13.8	7.0	2.7	1.4	25
1,067,371	4,250,210	3,895,754	2,799,841	3,279,931	0.1	4.8	3.4	6.3	7.6	7.3	5.3	4.5	18.1	16.6	11.9	14.0	26
71,046	168,927	57,412	17,439	11,428	0.5	14.3	7.8	13.2	14.4	12.2	8.3	6.4	15.2	5.2	1.6	1.0	27
3,918,695	13,797,375	10,356,963	7,787,746	35,653,590	(Z)	1.8	1.5	3.5	5.1	5.8	4.6	4.3	15.0	11.2	8.5	38.7	28
67,927	163,437	56,191	14,762	6,329	0.8	17.6	9.2	13.6	14.4	11.1	7.6	5.6	13.6	4.7	1.2	0.5	29
4,155,295	14,655,206	10,551,497	6,127,952	10,068,964	(Z)	3.3	3.1	6.0	8.6	8.3	6.9	5.8	20.5	14.8	8.6	14.1	30
97,880	270,184	133,291	59,594	49,150	1.9	14.4	6.2	10.3	11.0	11.3	7.0	6.1	16.8	8.3	3.7	3.1	31
5,730,262	26,156,068	32,502,528	38,814,266	333,055,117	(Z)	0.6	0.4	0.9	1.2	1.6	1.2	1.2	5.6	7.0	8.4	71.7	32
25,408	68,135	29,570	11,037	9,167	1.8	12.6	6.3	10.3	12.1	11.5	7.9	6.7	17.9	7.8	2.9	2.4	33
864,101	3,364,454	3,147,932	2,557,447	9,965,739	0.1	1.8	1.3	2.7	3.8	4.5	3.4	3.6	13.9	13.0	10.6	41.2	34
12,072	40,955	27,957	14,477	16,290	10.7	23.2	4.9	7.6	6.4	7.6	4.0	3.9	13.1	8.9	4.6	5.2	35
1,389,727	6,028,159	5,988,017	4,114,316	8,108,351	0.3	3.7	1.6	3.6	4.0	6.3	3.8	4.2	18.0	17.9	12.3	24.3	36
9,853	33,912	23,018	12,258	14,384	9.4	22.2	4.6	7.6	6.2	8.0	4.0	4.0	13.8	9.4	5.0	5.9	37
1,150,031	5,019,355	4,846,437	3,236,273	5,940,142	0.3	3.4	1.5	3.5	4.0	6.7	3.9	4.4	19.1	18.4	12.3	22.6	38
25,308	62,473	23,147	6,612	3,115	2.0	13.1	7.2	11.6	13.2	12.0	8.2	6.9	17.0	6.3	1.8	0.8	39
702,567	2,332,911	1,406,389	642,845	498,923	0.3	3.8	2.7	5.6	8.0	9.9	7.7	7.8	25.9	15.6	7.1	5.5	40
27,735	76,515	32,097	10,208	4,787	0.9	10.4	5.0	8.8	10.7	12.8	8.3	7.9	21.8	9.1	2.9	1.4	41
1,662,944	6,266,051	4,535,685	2,257,623	1,666,102	0.1	2.1	1.3	3.1	4.9	8.7	6.3	7.5	28.1	20.3	10.1	7.5	42
9,213	24,777	15,066	9,755	6,193	0.2	4.0	3.1	7.5	11.4	13.0	8.7	7.4	19.9	12.1	7.8	5.0	43
498,703	2,106,945	2,905,514	4,127,431	4,300,790	(Z)	0.4	0.5	1.6	3.1	4.6	3.3	3.1	13.1	18.0	25.6	26.7	44
27,665	84,615	43,374	14,831	7,449	1.1	14.2	6.6	10.2	10.6	10.5	6.8	6.2	19.0	9.7	3.3	1.7	45
1,821,185	7,719,623	6,758,136	3,653,383	3,029,750	0.1	3.3	2.3	4.4	5.7	7.3	5.3	5.7	24.0	21.1	11.4	9.4	46
187,152	467,268	197,468	77,699	55,478	6.6	21.9	7.0	10.8	10.6	10.2	6.1	5.1	12.7	5.4	2.1	1.5	47
3,056	6,886	2,322	872	498	14.6	23.1	4.8	8.5	9.6	11.0	6.2	5.0	11.2	3.8	1.4	0.8	48
25,890	63,553	24,858	9,466	5,922	7.5	19.5	5.2	8.6	9.3	11.1	6.7	6.4	15.8	6.2	2.3	1.5	49
47,475	121,624	50,680	19,694	13,114	6.2	20.6	6.0	9.3	9.8	10.2	6.6	5.9	15.1	6.3	2.4	1.6	50
52,558	132,448	58,164	22,996	15,679	5.5	20.8	6.8	10.5	10.9	10.4	6.4	5.4	13.5	5.9	2.3	1.6	51
37,720	94,634	40,517	15,591	11,989	5.8	21.5	7.5	12.0	11.6	10.6	6.0	4.7	11.8	5.0	1.9	1.5	52
20,453	48,123	20,927	9,080	8,276	8.1	27.4	9.2	13.3	11.3	8.7	4.6	3.3	7.8	3.4	1.5	1.3	53
48.2	48.1	48.5	48.8	50.2	xxx	xxx	xxx	xxx	xxx	xxx	xxx	xxx	xxx	xxx	xxx	xxx	54
64,886	157,738	63,234	21,889	12,331	8.9	27.5	8.1	11.9	10.6	8.9	4.9	3.9	9.5	3.8	1.3	0.7	55
34,772	87,173	33,579	11,107	5,311	4.3	19.0	6.2	10.2	10.9	11.5	6.9	6.2	15.7	6.0	2.0	1.0	56
9,042	21,787	8,993	3,053	1,711	7.2	25.4	7.9	13.1	11.7	10.0	5.2	3.9	9.5	3.9	1.3	0.7	57
21,072	48,778	20,662	7,729	5,309	12.2	33.3	9.3	12.8	10.0	7.0	3.6	2.4	5.6	2.4	0.9	0.6	58
17,498	42,518	16,172	5,069	2,561	9.3	28.7	8.2	11.9	10.7	8.7	4.9	3.6	8.8	3.4	1.1	0.5	59
27,220	69,539	31,419	11,811	7,432	9.0	26.2	7.9	11.6	10.5	8.8	4.9	3.9	10.0	4.5	1.7	1.1	60
22,641	49,227	18,142	6,209	3,822	12.1	34.5	9.6	13.1	10.1	7.0	3.4	2.3	5.0	1.9	0.6	0.4	61
123,799	313,800	136,568	57,204	45,004	4.7	17.4	6.0	9.8	10.7	11.2	7.0	6.1	15.4	6.7	2.8	2.2	62
19,370	45,847	16,850	5,988	3,583	4.7	18.2	6.8	10.9	11.9	11.5	7.3	6.1	14.4	5.3	1.9	1.1	63
33,650	86,507	40,945	18,795	15,848	6.7	22.5	7.7	11.5	10.7	9.5	5.6	4.4	11.4	5.4	2.5	2.1	64
8,048	17,017	6,826	2,391	1,879	10.6	34.5	10.4	13.3	10.4	6.9	3.6	2.3	4.8	1.9	0.7	0.5	65

Table 6.–FARMS AND FARM CHARACTERISTICS BY SIZE

Data for conterminous United States are based on

	Item (For definitions and explanations, see text)	Total all farms	Size of farm: Under 10 acres	10 to 49 acres	50 to 69 acres	70 to 99 acres	100 to 139 acres	140 to 179 acres	180 to 219 acres
	FARMS BY COLOR AND TENURE OF OPERATOR								
	All farm operators:								
1	Full owners....number...	2,116,594	165,281	547,310	184,344	290,384	258,524	215,807	109,511
2	Part owners....number...	834,470	13,864	82,311	38,482	57,379	76,664	77,501	65,810
3	All tenants....number...	735,849	63,732	181,223	34,383	50,923	58,101	83,488	49,243
4	Cash tenants....number...	107,217	11,816	25,474	6,375	10,527	11,454	12,694	6,509
5	Share-cash tenants....number...	132,524	741	4,607	1,736	4,792	8,183	23,512	13,718
6	Crop-share tenants....number...	201,046	9,138	49,594	13,000	18,229	18,376	21,982	12,111
7	Livestock-share tenants....number...	86,429	547	2,391	1,450	4,487	9,317	15,198	11,595
8	Croppers[6]....number...	121,037	24,655	74,637	6,435	4,845	3,535	2,155	1,346
9	Other and unspecified tenants....number...	87,596	16,835	24,520	5,387	8,043	7,236	7,947	3,964
	White farm operators:[1]								
10	Full owners....number...	2,016,808	152,916	501,553	172,693	277,896	250,484	211,585	107,580
11	Part owners....number...	792,422	10,569	64,861	33,599	52,430	72,664	75,238	64,522
12	All tenants....number...	592,417	38,170	88,273	25,610	44,829	54,027	81,209	47,874
13	Croppers[6]....number...	47,650	10,010	22,666	3,360	3,235	2,680	1,685	981
	Nonwhite farm operators:[1]								
14	Full owners....number...	97,388	10,951	45,004	11,587	12,447	8,014	4,210	1,922
15	Part owners....number...	40,733	2,878	16,840	4,825	4,893	3,969	2,237	1,277
16	All tenants....number...	141,017	23,840	92,340	8,756	6,074	4,063	2,270	1,363
17	Croppers[6]....number...	73,387	14,645	51,971	3,075	1,610	855	470	365
	FARMS BY TYPE OF FARM								
18	Cash-grain farms....number...	398,047	355	10,401	8,186	27,210	32,820	52,432	31,700
19	Tobacco farms....number...	190,057	15,640	67,581	23,502	25,450	23,377	12,747	7,503
20	Cotton farms....number...	241,849	9,770	87,541	18,862	23,620	21,249	17,781	10,264
21	Other field-crop farms....number...	38,332	577	6,351	2,700	4,237	4,854	4,608	2,984
22	Vegetable farms....number...	21,912	1,366	7,747	2,269	2,575	2,268	1,384	895
23	Fruit-and-nut farms....number...	61,419	4,986	27,616	6,194	5,861	4,984	2,987	1,902
24	Poultry farms....number...	103,279	22,433	29,839	8,768	11,510	9,892	6,534	3,817
25	Dairy farms....number...	428,293	1,801	18,531	16,491	51,555	75,389	77,282	52,171
26	Livestock farms other than poultry and dairy farms and livestock ranches....number...	616,902	8,607	39,199	20,851	49,294	62,238	86,547	54,013
27	Livestock ranches....number...	67,159	...	...	...	...	1,637	2,838	1,992
28	General farms....number...	211,613	401	13,209	10,433	22,750	28,822	32,905	20,381
29	Miscellaneous farms....number...	37,155	13,067	7,281	1,616	2,090	2,309	1,842	1,300
	SPECIFIED EQUIPMENT AND FACILITIES AND KIND OF ROAD								
30	Grain combines[1]....farms reporting...	974,735	1,714	22,091	18,342	58,438	88,375	136,997	93,678
31	....number...	1,041,553	1,879	22,762	18,680	59,373	89,540	139,648	95,625
32	Corn pickers[7]....farms reporting...	766,948	1,452	22,454	17,844	55,694	84,696	127,353	86,702
33	....number...	792,379	1,477	22,710	18,059	56,399	85,792	129,868	88,551
34	Pick-up balers[4]....farms reporting...	669,540	1,563	15,351	14,472	44,116	73,372	95,382	71,634
35	....number...	679,776	1,598	15,607	14,592	44,406	73,778	95,927	72,195
36	Field forage harvesters....farms reporting...	275,282	520	3,894	3,447	12,807	24,425	34,754	27,593
37	....number...	290,985	573	4,124	3,550	13,330	25,361	36,137	28,882
38	Motortrucks....farms reporting...	2,177,080	81,299	316,875	121,652	207,830	228,360	238,891	155,144
39	....number...	2,833,763	91,746	352,359	135,439	232,004	259,562	275,825	183,268
40	Tractors....farms reporting...	2,679,561	72,745	387,047	163,816	293,541	314,757	326,627	200,259
41	....number...	5,138,921	91,612	506,933	225,134	438,568	521,052	601,956	400,124
42	Tractors other than garden....farms reporting...	2,586,788	46,625	351,056	157,315	285,927	309,315	322,975	198,272
43	....number...	4,688,493	52,144	410,377	196,262	392,546	474,603	559,428	371,664
44	1 tractor....farms reporting...	1,294,040	42,323	303,363	125,073	198,649	179,956	144,529	75,045
45	2 tractors....farms reporting...	809,969	3,522	39,751	27,161	72,124	101,049	132,850	84,605
46	3 tractors....farms reporting...	321,363	521	5,836	4,014	12,147	22,908	36,693	30,428
47	4 tractors....farms reporting...	97,429	153	1,355	740	2,228	4,071	6,755	6,087
48	5 or more tractors....farms reporting...	63,987	106	751	327	779	1,331	2,148	2,107
49	Wheel tractors....farms reporting...	2,556,266	44,480	342,512	155,264	283,111	306,963	320,765	197,151
50	....number...	4,489,286	48,738	390,718	189,234	380,403	460,751	544,871	361,184
51	Crawler tractors....farms reporting...	161,091	3,142	18,209	6,415	10,873	12,237	12,863	9,181
52	....number...	199,207	3,406	19,659	7,028	12,143	13,852	14,557	10,480
53	Garden tractors....farms reporting...	424,790	36,146	91,039	27,440	44,253	44,454	40,652	27,228
54	....number...	450,428	39,468	96,556	28,872	46,022	46,449	42,528	28,460
55	Automobiles....farms reporting...	2,956,713	173,187	568,095	186,709	305,645	315,178	319,383	193,825
56	....number...	3,635,419	202,867	658,175	217,973	359,890	374,049	383,853	236,842
57	Automobiles and/or motortrucks....farms reporting...	3,364,174	194,088	666,134	224,425	362,060	366,384	359,499	216,849
58	Telephone....farms reporting...	2,410,982	149,336	416,861	142,257	242,199	256,146	268,485	166,380
59	Home freezer....farms reporting...	2,067,425	100,274	348,108	123,176	205,582	222,078	228,369	145,006
60	Milking machine....farms reporting...	666,197	3,598	30,867	22,242	68,507	99,312	114,054	75,745
61	Electric milk cooler....farms reporting...	428,380	1,756	15,974	15,060	42,141	66,955	74,179	52,688
62	Bulk-type[8]....farms reporting...	59,215	76	401	570	3,518	8,225	11,335	9,240
63	Crop drier (for grain, forage, or other crops)....farms reporting...	51,523	531	1,998	847	1,987	3,208	4,928	4,099
64	Power-operated elevator, conveyor, or blower....farms reporting...	925,450	3,837	23,347	17,895	61,509	94,840	138,321	92,855
	Farms by kind of road on which located:								
65	Hard surface....farms reporting...	1,492,063	143,130	380,037	113,486	161,789	159,325	131,544	85,353
66	Gravel, shell, or shale....farms reporting...	1,402,015	54,457	228,558	79,841	150,421	154,608	176,549	101,072
67	Dirt or unimproved....farms reporting...	757,882	40,393	188,951	60,696	81,735	75,134	65,164	36,778
68	Less than 1 mile to a hard surface road....farms reporting...	296,036	23,394	92,513	26,947	34,642	30,239	23,169	13,722
69	1 or more miles to a hard surface road....farms reporting...	461,846	16,999	96,438	33,749	47,093	44,895	41,995	23,056
70	1 mile....farms reporting...	169,704	8,322	44,983	14,906	19,774	18,550	15,737	8,353
71	2 or 3 miles....farms reporting...	184,049	6,282	38,070	14,352	20,058	18,981	17,957	10,376
72	4 miles....farms reporting...	31,107	783	5,107	1,743	2,836	2,959	3,052	1,473
73	5 or more miles....farms reporting...	76,986	1,612	8,278	2,748	4,425	4,405	5,249	2,854

See footnotes at end of table.

OF FARM, FOR THE UNITED STATES: 1959—Continued

reports for only a sample of farms. See text]

Size of farm—Continued					Percent distribution by size of farm (all farms = 100%)												
220 to 259 acres	260 to 499 acres	500 to 999 acres	1,000 to 1,999 acres	2,000 acres and over	Under 10 acres	10 to 49 acres	50 to 69 acres	70 to 99 acres	100 to 139 acres	140 to 179 acres	180 to 219 acres	220 to 259 acres	260 to 499 acres	500 to 999 acres	1,000 to 1,999 acres	2,000 acres and over	
78,989	170,662	62,119	21,613	12,050	7.8	25.9	8.7	13.7	12.2	10.2	5.2	3.7	8.1	2.9	1.0	0.6	1
60,209	184,600	97,787	44,029	35,834	1.7	9.9	4.6	6.9	9.2	9.3	7.9	7.2	22.1	11.7	5.3	4.3	2
48,653	113,033	36,587	10,922	5,561	8.7	24.6	4.7	6.9	7.9	11.3	6.7	6.6	15.4	5.0	1.5	0.8	3
4,961	9,594	3,734	1,819	2,260	11.0	23.8	5.9	9.8	10.7	11.8	6.1	4.6	8.9	3.5	1.7	2.1	4
17,854	42,025	11,593	2,846	917	0.6	3.5	1.3	3.6	6.2	17.7	10.4	13.5	31.7	8.7	2.1	0.7	5
10,972	30,509	12,447	3,761	927	4.5	24.7	6.5	9.1	9.1	10.9	6.0	5.5	15.2	6.2	1.9	0.5	6
11,117	22,326	5,585	1,575	841	0.6	2.8	1.7	5.2	10.8	17.6	13.4	12.9	25.8	6.5	1.8	1.0	7
736	1,832	679	150	32	20.4	61.7	5.3	4.0	2.9	1.8	1.1	0.6	1.5	0.6	0.1	(Z)	8
3,013	6,747	2,549	771	584	19.2	28.0	6.1	9.2	8.3	9.1	4.5	3.4	7.7	2.9	0.9	0.7	9
77,920	169,008	61,686	21,519	11,968	7.6	24.9	8.6	13.8	12.4	10.5	5.3	3.9	8.4	3.1	1.1	0.6	10
59,297	182,828	97,147	43,793	35,474	1.3	8.2	4.2	6.6	9.2	9.5	8.1	7.5	23.1	12.3	5.5	4.5	11
47,960	111,825	36,327	10,845	5,468	6.4	14.9	4.3	7.6	9.1	13.7	8.1	8.1	18.9	6.1	1.8	0.9	12
591	1,611	659	142	30	21.0	47.6	7.1	6.8	5.6	3.5	2.1	1.2	3.4	1.4	0.3	0.1	13
1,065	1,595	427	90	76	11.2	46.2	11.9	12.8	8.2	4.3	2.0	1.1	1.6	0.4	0.1	0.1	14
900	1,739	620	225	330	7.1	41.3	11.8	12.0	9.7	5.5	3.1	2.2	4.3	1.5	0.6	0.8	15
690	1,200	257	73	91	16.9	65.5	6.2	4.3	2.9	1.6	1.0	0.5	0.9	0.2	0.1	0.1	16
145	221	20	8	2	20.0	70.8	4.2	2.2	1.2	0.6	0.5	0.2	0.3	(Z)	(Z)	(Z)	17
35,546	109,288	57,054	23,577	9,478	0.1	2.6	2.1	6.8	8.2	13.2	8.0	8.9	27.5	14.3	5.9	2.4	18
4,233	7,856	1,828	267	73	8.2	35.6	12.4	13.4	12.3	6.7	3.9	2.2	4.1	1.0	0.1	(Z)	19
8,049	25,046	13,337	4,391	1,939	4.0	36.2	7.8	9.8	8.8	7.4	4.2	3.3	10.4	5.5	1.8	0.8	20
2,193	6,066	2,578	824	360	1.5	16.6	7.0	11.1	12.7	12.0	7.8	5.7	15.8	6.7	2.1	0.9	21
633	1,485	785	305	200	6.2	35.4	10.4	11.8	10.4	6.3	4.1	2.9	6.8	3.6	1.4	0.9	22
1,287	3,133	1,526	577	366	8.1	45.0	10.1	9.5	8.1	4.9	3.1	2.1	5.1	2.5	0.9	0.6	23
2,641	5,623	1,678	409	135	21.7	28.9	8.5	11.1	9.6	6.3	3.7	2.6	5.4	1.6	0.4	0.1	24
38,547	76,410	16,862	2,673	581	0.4	4.3	3.9	12.0	17.6	18.0	12.2	9.0	17.8	3.9	0.6	0.1	25
53,095	139,281	63,277	26,485	14,015	1.4	6.4	3.4	8.0	10.1	14.0	8.8	8.6	22.6	10.3	4.3	2.3	26
2,059	9,528	11,361	11,391	26,353	...	...	...	...	2.4	4.2	3.0	3.1	14.2	16.9	17.0	39.2	27
17,768	42,417	16,099	4,610	1,818	0.2	6.2	4.9	10.8	13.6	15.5	9.6	8.4	20.0	7.6	2.2	0.9	28
1,021	3,213	1,905	818	693	35.2	19.6	4.3	5.6	6.2	5.0	3.5	2.7	8.6	5.1	2.2	1.9	29
94,774	264,760	122,663	47,946	24,957	0.2	2.3	1.9	6.0	9.1	14.1	9.6	9.7	27.2	12.6	4.9	2.6	30
97,321	278,311	138,337	61,126	38,951	0.2	2.2	1.8	5.7	8.6	13.4	9.2	9.3	26.7	13.3	5.9	3.7	31
86,042	205,105	59,672	14,499	5,435	0.2	2.9	2.3	7.3	11.0	16.6	11.3	11.2	26.7	7.8	1.9	0.7	32
88,507	213,221	64,653	16,424	6,718	0.2	2.9	2.3	7.1	10.8	16.4	11.2	11.2	26.9	8.2	2.1	0.8	33
65,048	171,830	69,778	26,319	20,675	0.2	2.3	2.2	6.6	11.0	14.2	10.7	9.7	25.7	10.4	3.9	3.1	34
65,517	173,659	71,768	27,579	23,150	0.2	2.3	2.1	6.5	10.9	14.1	10.6	9.6	25.5	10.6	4.1	3.4	35
26,449	78,507	38,123	15,531	9,232	0.2	1.4	1.3	4.7	8.9	12.6	10.0	9.6	28.5	13.8	5.6	3.4	36
27,728	82,421	40,429	17,094	11,356	0.2	1.4	1.2	4.6	8.7	12.4	9.9	9.5	28.3	13.9	5.9	3.9	37
136,588	380,766	180,723	74,361	54,591	3.7	14.6	5.6	9.5	10.5	11.0	7.1	6.3	17.5	8.3	3.4	2.5	38
165,062	505,727	304,314	158,845	169,612	3.2	12.4	4.8	8.2	9.2	9.7	6.5	5.8	17.8	10.7	5.6	6.0	39
173,009	437,468	186,773	73,501	50,018	2.7	14.4	6.1	11.0	11.7	12.2	7.5	6.5	16.3	7.0	2.7	1.9	40
370,177	1,030,448	515,620	234,414	202,883	1.8	9.9	4.4	8.5	10.1	11.7	7.8	7.2	20.1	10.0	4.6	3.9	41
171,842	434,833	185,752	73,163	49,713	1.8	13.6	6.1	11.1	12.0	12.5	7.7	6.6	16.8	7.2	2.8	1.9	42
346,593	970,677	492,351	225,638	196,210	1.1	8.8	4.2	8.4	10.1	11.9	7.9	7.4	20.7	10.5	4.8	4.2	43
53,391	112,402	38,011	12,775	8,523	3.3	23.4	9.7	15.4	13.9	11.2	5.8	4.1	8.7	2.9	1.0	0.7	44
75,867	176,574	63,214	21,959	11,293	0.4	4.9	3.4	8.9	12.5	16.4	10.4	9.4	21.8	7.8	2.7	1.4	45
32,888	101,016	46,312	17,865	10,735	0.2	1.8	1.2	3.8	7.1	11.4	9.5	10.2	31.4	14.4	5.6	3.3	46
7,119	31,323	21,170	9,398	7,030	0.2	1.4	0.8	2.3	4.2	6.9	6.2	7.3	32.1	21.7	9.6	7.2	47
2,577	13,518	17,045	11,166	12,132	0.2	1.2	0.5	1.2	2.1	3.4	3.3	4.0	21.1	26.6	17.5	19.0	48
170,825	431,691	183,596	71,631	48,277	1.7	13.4	6.1	11.0	12.0	12.5	7.7	6.7	16.9	7.2	2.8	1.9	49
337,028	937,452	464,479	206,139	168,289	1.1	8.7	4.2	8.5	10.3	12.1	8.0	7.5	20.9	10.3	4.6	3.7	50
8,398	28,500	21,742	13,510	16,021	2.0	11.3	4.0	6.7	7.6	8.0	5.7	5.2	17.7	13.5	8.4	9.9	51
9,565	33,225	27,872	19,499	27,921	1.7	9.9	3.5	6.1	7.0	7.3	5.3	4.8	16.7	14.0	9.8	14.0	52
22,571	56,446	20,264	8,801	5,496	8.5	21.4	6.5	10.4	10.5	9.6	6.4	5.3	13.3	4.8	2.1	1.3	53
23,584	59,771	22,269	9,776	6,673	8.8	21.4	6.4	10.2	10.3	9.4	6.3	5.2	13.3	4.9	2.2	1.5	54
167,236	423,047	181,288	71,838	51,282	5.9	19.2	6.3	10.3	10.7	10.8	6.6	5.7	14.3	6.1	2.4	1.7	55
207,181	545,518	251,548	106,176	91,347	5.6	18.1	6.0	9.9	10.3	10.6	6.5	5.7	15.0	7.0	2.9	2.5	56
183,373	460,836	196,181	77,931	56,414	5.8	19.8	6.7	10.8	10.9	10.7	6.4	5.5	13.7	5.8	2.3	1.7	57
146,552	366,106	154,887	60,391	41,382	6.2	17.3	5.9	10.0	10.6	11.1	6.9	6.1	15.2	6.4	2.5	1.7	58
126,813	324,011	142,093	58,505	43,410	4.9	16.8	6.0	9.9	10.7	11.0	7.0	6.1	15.7	6.9	2.8	2.1	59
62,406	135,953	39,685	10,419	3,409	0.5	4.6	3.3	10.3	14.9	17.1	11.4	9.4	20.4	6.0	1.6	0.5	60
41,902	90,535	21,615	4,184	1,391	0.4	3.7	3.5	9.8	15.6	17.3	12.3	9.8	21.1	5.0	1.0	0.3	61
7,230	15,470	2,818	290	42	0.1	0.7	1.0	5.9	13.9	19.1	15.6	12.2	26.1	4.8	0.5	0.1	62
4,678	15,431	8,715	3,273	1,828	1.0	3.9	1.6	3.9	6.2	9.6	8.0	9.1	29.9	16.9	6.4	3.5	63
90,325	236,447	102,873	40,476	22,725	0.4	2.5	1.9	6.6	10.2	14.9	10.0	9.8	25.5	11.1	4.4	2.5	64
64,752	155,011	60,303	21,825	15,508	9.6	25.5	7.6	10.8	10.7	8.8	5.7	4.3	10.4	4.0	1.5	1.0	65
93,446	226,133	88,007	31,247	17,676	3.9	16.3	5.7	10.7	11.0	12.6	7.2	6.7	16.1	6.3	2.2	1.3	66
28,500	85,073	48,249	24,504	22,705	5.3	24.9	8.0	10.8	9.9	8.6	4.9	3.8	11.2	6.4	3.2	3.0	67
9,660	24,818	10,411	3,850	2,671	7.9	31.2	9.1	11.7	10.2	7.8	4.6	3.3	8.4	3.5	1.3	0.9	68
18,840	60,255	37,838	20,654	20,034	3.7	20.9	7.3	10.2	9.7	9.1	5.0	4.1	13.0	8.2	4.5	4.3	69
6,743	18,258	8,668	3,295	2,115	4.9	26.5	8.8	11.7	10.9	9.3	4.9	4.0	10.8	5.1	1.9	1.2	70
7,926	25,241	14,148	6,072	4,586	3.4	20.7	7.8	10.9	10.3	9.8	5.6	4.3	13.7	7.7	3.3	2.5	71
1,591	5,034	3,249	1,807	1,473	2.5	16.4	5.6	9.1	9.5	9.8	4.7	5.1	16.2	10.4	5.8	4.7	72
2,580	11,722	11,773	9,480	11,860	2.1	10.8	3.6	5.7	5.7	6.8	3.7	3.4	15.2	15.3	12.3	15.4	73

Table 6.–FARMS AND FARM CHARACTERISTICS BY SIZE

[Data for conterminous United States are based on

	Item (For definitions and explanations, see text)	Total all farms	Size of farm: Under 10 acres	10 to 49 acres	50 to 69 acres	70 to 99 acres	100 to 139 acres	140 to 179 acres	180 to 219 acres
	FARM LABOR, WEEK PRECEDING ENUMERATION								
1	Hired workers.....farms reporting...	547,611	17,090	47,656	20,744	34,005	44,992	48,555	39,080
2	persons...	1,584,153	40,293	131,270	54,678	80,347	106,115	105,315	88,288
3	Regular hired workers (employed 150 or more days).....farms reporting...	316,571	9,601	17,774	7,576	13,406	20,519	23,814	21,497
4	persons...	700,256	21,010	40,590	13,949	22,103	33,021	36,158	32,824
	Farms reporting by number of regular hired workers:								
5	1 hired worker.....farms reporting...	206,084	5,448	11,118	5,370	10,017	15,455	18,404	16,280
6	2 hired workers.....farms reporting...	57,330	1,959	3,220	1,242	2,023	3,100	3,433	3,445
7	3 or 4 hired workers.....farms reporting...	30,627	1,348	1,841	558	820	1,226	1,318	1,143
8	5 to 9 hired workers.....farms reporting...	14,692	630	1,080	304	412	512	444	432
9	10 or more hired workers.....farms reporting...	7,838	216	515	102	134	226	215	197
	RESIDENCE OF FARM OPERATOR								
10	Residing on farm operated.....operators reporting...	3,273,773	208,700	716,457	230,198	357,268	355,838	338,785	203,951
11	Not residing on farm operated....operators reporting...	252,207	18,641	45,823	13,633	22,734	21,427	23,720	12,538
12	Operators not reporting residence.....number...	181,993	16,605	50,484	13,910	19,533	17,028	15,291	8,956
	USE OF COMMERCIAL FERTILIZER AND LIME								
13	Commercial fertilizer and fertilizing materials used during the year.....farms reporting...	2,378,454	99,113	497,972	175,172	269,602	279,525	256,535	165,298
14	acres on which used...	133,258,950	360,930	6,437,786	3,485,888	6,999,160	9,727,448	12,362,695	9,721,201
15	tons...	19,802,175	136,042	1,595,396	769,573	1,298,142	1,700,268	1,805,074	1,447,018
16	Dry materials.....farms reporting...	2,308,548	96,657	489,004	173,378	265,582	275,293	248,937	160,847
17	tons...	18,210,679	132,529	1,551,737	748,707	1,256,741	1,645,234	1,711,570	1,370,941
18	Liquid materials.....farms reporting...	206,407	4,228	23,414	7,446	14,449	16,100	23,466	15,698
19	tons...	1,591,496	3,513	43,659	20,866	41,401	55,034	93,504	76,077
	Crops on which used—								
20	Hay and cropland pasture.....farms reporting...	490,330	4,729	60,722	32,701	54,678	63,952	60,832	41,980
21	acres...	13,399,909	15,971	460,879	363,513	762,623	1,106,457	1,302,284	1,039,917
22	Dry materials.....farms reporting...	483,332	4,664	60,199	32,445	54,147	63,296	59,917	41,409
23	tons...	2,143,726	4,002	94,556	68,953	135,291	194,696	210,404	176,779
24	Liquid materials.....farms reporting...	11,817	105	798	446	792	1,031	1,317	1,013
25	tons...	51,670	87	1,229	912	1,903	2,402	3,394	2,772
26	Other pasture (not cropland)...farms reporting...	154,727	2,464	20,053	10,265	16,641	19,615	17,328	12,621
27	acres...	4,456,949	7,486	156,341	110,435	213,604	296,749	310,997	260,408
28	Dry materials.....farms reporting...	152,186	2,424	19,834	10,185	16,430	19,390	17,027	12,451
29	tons...	728,819	1,913	31,523	21,010	40,068	55,142	54,972	43,990
30	Liquid materials.....farms reporting...	3,914	45	265	125	292	350	411	236
31	tons...	16,728	22	296	147	535	747	794	627
32	Corn for all purposes[9].....farms reporting...	1,568,714	23,381	296,174	120,641	191,884	206,752	191,912	126,579
33	acres...	51,000,884	73,414	2,368,183	1,440,088	3,061,004	4,430,259	6,203,963	4,889,409
34	Dry materials.....farms reporting...	1,517,424	23,186	292,898	119,580	188,897	203,021	184,836	122,101
35	tons...	6,131,993	16,038	426,591	242,036	449,520	607,187	705,409	567,852
36	Liquid materials.....farms reporting...	131,606	470	11,406	4,481	9,162	10,916	17,165	11,898
37	tons...	627,821	330	17,026	10,468	20,861	28,412	54,930	45,656
38	Wheat[10].....farms reporting...	494,095	790	30,819	23,303	54,406	64,155	63,556	44,426
39	acres...	17,486,168	2,930	242,544	222,483	626,124	867,539	1,129,393	918,026
40	Dry materials.....farms reporting...	473,907	770	30,259	22,992	53,341	62,884	61,916	43,241
41	tons...	1,292,714	624	33,901	31,010	82,400	115,406	130,275	109,271
42	Liquid materials.....farms reporting...	25,943	25	755	451	1,385	1,706	2,240	1,550
43	tons...	113,672	25	843	648	2,268	3,211	4,128	3,768
44	Irish potatoes[11].....farms reporting...	29,140	399	3,652	1,967	3,546	4,227	3,664	2,407
45	acres...	869,503	580	15,595	14,486	39,120	70,001	79,516	59,441
46	Dry materials.....farms reporting...	28,702	399	3,627	1,947	3,505	4,147	3,613	2,362
47	tons...	438,822	288	12,059	12,821	23,982	47,071	47,225	36,403
48	Liquid materials.....farms reporting...	1,068	...	60	40	101	155	116	85
49	tons...	10,462	...	324	62	222	815	375	439
50	Sugar beets[12].....farms reporting...	17,552	30	831	600	2,296	2,447	3,154	1,545
51	acres...	637,696	85	7,852	7,470	35,773	51,071	83,047	48,325
52	Dry materials.....farms reporting...	15,444	25	756	560	2,121	2,252	2,825	1,371
53	tons...	108,298	16	1,748	1,681	7,604	10,821	14,362	8,820
54	Liquid materials.....farms reporting...	4,937	5	136	160	485	588	828	380
55	tons...	35,048	3	183	273	1,102	1,542	2,902	2,079
56	Tobacco[13].....farms reporting...	312,654	29,776	100,195	38,264	41,518	39,288	22,119	13,768
57	acres...	817,853	46,461	231,017	91,142	104,089	105,670	66,121	44,734
58	Dry materials.....farms reporting...	312,320	29,766	100,090	38,214	41,478	39,268	22,104	13,733
59	tons...	653,576	35,615	178,405	73,507	83,942	85,007	53,023	35,064
60	Liquid materials.....farms reporting...	1,028	65	345	125	130	80	60	55
61	tons...	1,668	56	480	133	149	59	141	118
62	Soybeans for all purposes[14]....farms reporting...	79,467	200	7,007	4,167	8,596	9,902	10,108	7,786
63	acres...	2,731,113	880	66,381	53,398	130,186	194,171	246,125	224,580
64	Dry materials.....farms reporting...	77,893	185	6,932	4,072	8,471	9,717	9,933	7,626
65	tons...	273,746	140	8,662	5,911	14,803	20,005	24,502	22,065
66	Liquid materials.....farms reporting...	2,052	15	80	130	145	225	235	230
67	tons...	5,971	6	100	150	222	315	629	469
68	Barley[15].....farms reporting...	13,304	45	975	466	1,005	1,027	1,072	682
69	acres...	985,644	235	9,295	6,745	16,675	21,250	27,670	20,241
70	Dry materials.....farms reporting...	9,858	35	890	420	890	926	962	587
71	tons...	35,970	16	765	607	1,360	1,546	2,198	1,822
72	Liquid materials.....farms reporting...	3,741	10	95	56	125	136	125	100
73	tons...	16,465	10	89	126	123	334	232	162
74	Cotton[16].....farms reporting...	381,919	19,866	151,604	36,026	41,101	34,489	23,222	13,760
75	acres...	8,545,771	94,294	1,364,956	379,104	500,590	509,079	472,484	331,530
76	Dry materials.....farms reporting...	364,602	18,486	146,778	35,486	40,143	33,663	22,145	13,173
77	tons...	1,425,654	19,895	298,241	88,430	108,180	106,461	86,949	59,315
78	Liquid materials.....farms reporting...	27,129	1,665	6,401	895	1,668	1,446	1,812	1,074
79	tons...	210,610	1,179	9,045	1,760	3,721	4,611	7,038	5,034
80	Sorghums for all purposes[17]....farms reporting...	31,236	50	565	460	1,205	1,520	2,944	1,710
81	acres...	2,358,804	160	4,465	4,590	18,510	28,920	90,570	51,375
82	Dry materials.....farms reporting...	23,818	45	530	445	1,070	1,380	2,348	1,460
83	tons...	84,192	19	425	347	1,228	1,847	3,850	2,467
84	Liquid materials.....farms reporting...	8,281	5	35	15	140	145	656	265
85	tons...	70,857	1	74	20	267	713	2,173	855
86	Oats for grain[18].....farms reporting...	8,322	...	40	45	155	270	1,150	740
87	acres...	188,467	...	425	280	2,055	3,870	18,455	13,800
88	Dry materials.....farms reporting...	7,472	...	35	45	150	265	1,025	700
89	tons...	15,696	...	34	35	189	436	1,523	1,238
90	Liquid materials.....farms reporting...	928	...	5	...	15	5	130	50
91	tons...	1,309	...	3	...	4	1	126	71

See footnotes at end of table.

OF FARM, FOR THE UNITED STATES: 1959—Continued

reports for only a sample of farms. See text]

Size of farm—Continued					Percent distribution by size of farm (all farms = 100%)												
220 to 259 acres	260 to 499 acres	500 to 999 acres	1,000 to 1,999 acres	2,000 acres and over	Under 10 acres	10 to 49 acres	50 to 69 acres	70 to 99 acres	100 to 139 acres	140 to 179 acres	180 to 219 acres	220 to 259 acres	260 to 499 acres	500 to 999 acres	1,000 to 1,999 acres	2,000 acres and over	
36,574	125,203	70,885	30,422	32,405	3.1	8.7	3.8	6.2	8.2	8.9	7.1	6.7	22.9	12.9	5.6	5.9	1
81,007	289,784	241,075	149,737	216,244	2.5	8.3	3.5	5.1	6.7	6.6	5.6	5.1	18.3	15.2	9.5	13.7	2
20,959	79,393	51,114	23,456	27,462	3.0	5.6	2.4	4.2	6.5	7.5	6.8	6.6	25.1	16.1	7.4	8.7	3
32,094	131,789	118,252	79,327	139,139	3.0	5.8	2.0	3.2	4.7	5.2	4.7	4.6	18.8	16.9	11.3	19.9	4
15,453	55,940	28,448	11,443	12,708	2.6	5.4	2.6	4.9	7.5	8.9	7.9	7.5	27.1	13.8	5.6	6.2	5
3,566	14,121	11,116	4,521	5,584	3.4	5.6	2.2	3.5	5.4	6.0	6.0	6.2	24.6	19.4	7.9	9.7	6
1,389	6,431	7,067	3,563	3,923	4.4	6.0	1.8	2.7	4.0	4.3	3.7	4.5	21.0	23.1	11.6	12.8	7
409	2,117	3,143	2,450	2,759	4.3	7.4	2.1	2.8	3.5	3.0	2.9	2.8	14.4	21.4	16.7	18.8	8
142	784	1,340	1,479	2,488	2.8	6.6	1.3	1.7	2.9	2.7	2.5	1.8	10.0	17.1	18.9	31.7	9
170,926	418,592	167,782	62,574	42,702	6.4	21.9	7.0	10.9	10.9	10.3	6.2	5.2	12.8	5.1	1.9	1.3	10
10,817	35,923	23,512	12,570	10,869	7.4	18.2	5.4	9.0	8.5	9.4	4.9	4.3	14.2	9.3	5.0	4.3	11
6,942	17,023	8,508	3,949	3,764	9.1	27.7	7.6	10.7	9.3	8.4	4.9	3.8	9.4	4.7	2.2	2.1	12
136,793	325,889	117,266	36,492	18,797	4.2	20.9	7.4	11.3	11.8	10.8	6.9	5.8	13.7	4.9	1.5	0.8	13
9,863,410	33,111,379	20,704,106	10,468,460	10,016,487	0.3	4.8	2.6	5.3	7.3	9.3	7.3	7.4	24.8	15.5	7.9	7.5	14
1,348,708	4,303,502	2,583,798	1,275,909	1,538,745	0.7	8.1	3.9	6.6	8.6	9.1	7.3	6.8	21.7	13.0	6.4	7.8	15
130,985	309,930	108,977	32,610	16,348	4.2	21.2	7.5	11.5	11.9	10.8	7.0	5.7	13.4	4.7	1.4	0.7	16
1,249,117	3,933,757	2,299,780	1,091,213	1,219,353	0.7	8.5	4.1	6.9	9.0	9.4	7.5	6.9	21.6	12.6	6.0	6.7	17
17,696	49,806	21,578	7,988	4,538	2.0	11.3	3.6	7.0	7.8	11.4	7.6	8.6	24.1	10.5	3.9	2.2	18
99,591	369,745	284,018	184,696	319,392	0.2	2.7	1.3	2.6	3.5	5.9	4.8	6.3	23.2	17.8	11.6	20.1	19
33,944	86,186	32,873	10,415	7,318	1.0	12.4	6.7	11.2	13.0	12.4	8.6	6.9	17.6	6.7	2.1	1.5	20
942,235	3,058,062	1,964,917	1,072,457	1,310,594	0.1	3.4	2.7	5.7	8.3	9.7	7.8	7.0	22.8	14.7	8.0	9.8	21
33,283	84,724	32,142	10,086	7,020	1.0	12.5	6.7	11.2	13.1	12.4	8.6	6.9	17.5	6.6	2.1	1.5	22
151,734	486,478	296,012	153,358	171,463	0.2	4.4	3.2	6.3	9.1	9.8	8.2	7.1	22.7	13.8	7.2	8.0	23
1,048	2,651	1,456	645	515	0.9	6.8	3.8	6.7	8.7	11.1	8.6	8.9	22.4	12.3	5.5	4.4	24
3,380	11,588	8,428	6,439	9,136	0.2	2.4	1.8	3.7	4.6	6.6	5.4	6.5	22.4	16.3	12.5	17.7	25
9,954	27,439	11,762	3,988	2,597	1.6	13.0	6.6	10.8	12.7	11.2	8.2	6.4	17.7	7.6	2.6	1.7	26
231,678	842,184	686,903	479,648	860,516	0.2	3.5	2.5	4.8	6.7	7.0	5.8	5.2	18.9	15.4	10.8	19.3	27
9,754	26,800	11,489	3,888	2,514	1.6	13.0	6.7	10.8	12.7	11.2	8.2	6.4	17.6	7.5	2.6	1.7	28
38,424	141,344	105,673	72,417	122,343	0.3	4.3	2.9	5.5	7.6	7.5	6.0	5.3	19.4	14.5	9.9	16.8	29
345	952	530	200	163	1.1	6.8	3.2	7.5	8.9	10.5	6.0	8.8	24.3	13.5	5.1	4.2	30
929	3,292	2,878	1,989	4,472	0.1	1.8	0.9	3.2	4.5	4.7	3.7	5.6	19.7	17.2	11.9	26.7	31
104,151	228,053	60,931	13,343	4,913	1.5	18.9	7.7	12.2	13.2	12.2	8.1	6.6	14.5	3.9	0.9	0.3	32
5,149,482	15,049,587	5,869,885	1,647,399	818,211	0.1	4.6	2.8	6.0	8.7	12.2	9.6	10.1	29.5	11.5	3.2	1.6	33
98,058	212,822	55,857	11,901	4,267	1.5	19.3	7.9	12.4	13.4	12.2	8.0	6.5	14.0	3.7	0.8	0.3	34
546,432	1,610,713	658,417	194,112	107,686	0.3	7.0	3.9	7.3	9.9	11.5	9.3	8.9	26.3	10.7	3.2	1.8	35
14,044	36,531	11,604	2,802	1,127	0.4	8.7	3.4	7.0	8.3	13.0	9.0	10.7	27.8	8.8	2.1	0.9	36
64,159	217,828	110,435	36,871	20,845	0.1	2.7	1.7	3.3	4.5	8.7	7.3	10.2	34.7	17.6	5.9	3.3	37
39,597	109,502	44,498	13,819	5,224	0.2	6.2	4.7	11.0	13.0	12.9	9.0	8.0	22.2	9.0	2.8	1.1	38
994,348	4,322,663	3,862,045	2,402,335	1,895,738	(Z)	1.4	1.3	3.6	5.0	6.5	5.3	5.7	24.7	22.1	13.7	10.8	39
37,942	103,934	41,094	11,759	3,775	0.2	6.4	4.9	11.3	13.3	13.1	9.1	8.0	21.9	8.7	2.5	0.8	40
104,643	367,859	206,539	75,047	35,739	(Z)	2.6	2.4	6.4	8.9	10.1	8.5	8.1	28.5	16.0	5.8	2.8	41
2,170	7,403	4,385	2,321	1,552	0.1	2.9	1.7	5.3	6.6	8.6	6.0	8.4	28.5	16.9	8.9	6.0	42
5,412	24,033	23,708	20,165	25,463	(Z)	0.7	0.6	2.0	2.8	3.6	3.3	4.8	21.1	20.9	17.7	22.4	43
1,778	4,448	2,034	677	341	1.4	12.5	6.8	12.2	14.5	12.6	8.3	6.1	15.3	7.0	2.3	1.2	44
54,248	185,733	174,214	92,840	83,729	0.1	1.8	1.7	4.5	8.1	9.1	6.8	6.2	21.4	20.0	10.7	9.6	45
1,757	4,365	1,989	658	333	1.4	12.6	6.8	12.2	14.4	12.6	8.2	6.1	15.2	6.9	2.3	1.2	46
29,773	91,011	74,673	34,358	29,158	0.1	2.7	2.9	5.5	10.7	10.8	8.3	6.8	20.7	17.0	7.8	6.6	47
92	216	125	48	30	...	5.6	3.7	9.5	14.5	10.9	8.0	8.6	20.2	11.7	4.5	2.8	48
2,401	1,940	892	1,336	1,656	...	3.1	0.6	2.1	7.8	3.6	4.2	23.0	18.5	8.5	12.8	15.8	49
1,347	3,068	1,255	555	424	0.2	4.7	3.4	13.1	13.9	18.0	8.8	7.7	17.5	7.2	3.2	2.4	50
46,593	140,401	96,573	58,542	61,964	(Z)	1.2	1.2	5.6	8.0	13.0	7.6	7.3	22.0	15.1	9.2	9.7	51
1,152	2,666	981	419	316	0.2	4.9	3.6	13.7	14.6	18.3	8.9	7.5	17.3	6.4	2.7	2.0	52
8,114	23,418	14,110	8,787	8,817	(Z)	1.6	1.6	7.0	10.0	13.3	8.1	7.5	21.6	13.0	8.1	8.1	53
427	970	537	240	181	0.1	2.8	3.2	9.8	11.9	16.8	7.7	8.6	19.6	10.9	4.9	3.7	54
1,733	6,653	6,951	5,446	6,181	(Z)	0.5	0.8	3.1	4.4	8.3	5.9	4.9	19.0	19.8	15.5	17.6	55
8,114	15,098	3,693	652	169	9.5	32.0	12.2	13.3	12.6	7.1	4.4	2.6	4.8	1.2	0.2	0.1	56
29,553	63,888	23,532	7,430	4,216	5.7	28.2	11.1	12.7	12.9	8.1	5.5	3.6	7.8	2.9	0.9	0.5	57
8,094	15,073	3,683	651	166	9.5	32.0	12.2	13.3	12.6	7.1	4.4	2.6	4.8	1.2	0.2	0.1	58
23,890	53,729	19,495	7,199	4,700	5.4	27.3	11.2	12.8	13.0	8.1	5.4	3.7	8.2	3.0	1.1	0.7	59
35	91	35	4	3	6.3	33.6	12.2	12.6	7.8	5.8	5.4	3.4	8.9	3.4	0.4	0.3	60
86	266	138	22	20	3.4	28.8	8.0	8.9	3.5	8.5	7.1	5.2	15.9	8.3	1.3	1.2	61
7,169	18,094	5,094	1,010	334	0.3	8.8	5.2	10.8	12.5	12.7	9.8	9.0	22.8	6.4	1.3	0.4	62
240,368	843,051	485,089	167,889	78,995	(Z)	2.4	2.0	4.8	7.1	9.0	8.2	8.8	30.9	17.8	6.1	2.9	63
6,989	17,679	4,984	982	323	0.2	8.9	5.2	10.9	12.5	12.8	9.8	9.0	22.7	6.4	1.3	0.4	64
22,915	79,527	47,534	17,821	9,861	0.1	3.2	2.2	5.4	7.3	9.0	8.1	8.4	29.1	17.4	6.5	3.6	65
230	541	156	47	18	0.7	3.9	6.3	7.1	11.0	11.5	11.2	11.2	26.4	7.6	2.3	0.9	66
456	1,692	1,193	472	267	0.1	1.7	2.5	3.7	5.3	10.5	7.9	1.6	28.3	20.0	7.9	4.5	67
658	2,101	2,015	1,772	1,486	0.3	7.3	3.5	7.6	7.7	8.1	5.1	4.9	15.8	15.1	13.3	11.2	68
20,584	105,762	164,115	239,233	353,839	(Z)	0.9	0.7	1.7	2.2	2.8	2.1	2.1	10.7	16.6	24.3	35.9	69
568	1,588	1,168	994	830	0.4	9.0	4.3	9.0	9.4	9.8	6.0	5.8	16.1	11.8	10.1	8.4	70
1,944	5,914	5,333	5,498	8,967	(Z)	2.1	1.7	3.8	4.3	6.1	5.1	5.4	16.4	14.8	15.3	24.9	71
105	595	892	813	689	0.3	2.5	1.5	3.3	3.6	3.3	2.7	2.8	15.9	23.8	21.7	18.4	72
269	1,963	3,476	3,766	5,915	0.1	0.5	0.8	0.7	2.0	1.4	1.0	1.6	11.9	21.1	22.9	35.9	73
9,717	27,966	15,043	5,965	3,160	5.2	39.7	9.4	10.8	9.0	6.1	3.6	2.5	7.3	3.9	1.6	0.8	74
292,485	1,276,063	1,293,428	952,246	1,079,512	1.1	16.0	4.4	5.9	6.0	5.5	3.9	3.4	14.9	15.1	11.1	12.6	75
9,125	25,227	12,878	4,935	2,563	5.1	40.3	9.7	11.0	9.2	6.1	3.6	2.5	6.9	3.5	1.4	0.7	76
47,559	188,531	175,777	118,397	127,919	1.4	21.0	6.2	7.6	7.5	6.1	4.2	3.3	13.2	12.3	8.3	9.0	77
926	4,595	3,731	1,849	1,067	6.1	23.6	3.3	6.1	5.3	6.7	4.0	3.4	16.9	13.8	6.8	3.9	78
5,144	30,650	36,924	39,336	66,168	0.6	4.3	0.8	1.8	2.2	3.3	2.4	2.4	14.6	17.5	18.7	31.4	79
2,132	9,531	7,065	2,730	1,324	0.2	1.8	1.5	3.9	4.9	9.4	5.5	6.8	30.5	22.6	8.7	4.2	80
80,371	596,252	753,462	425,250	304,879	(Z)	0.2	0.2	0.8	1.2	3.8	2.2	3.4	25.3	31.9	18.0	12.9	81
1,852	7,198	4,899	1,760	831	0.2	2.2	1.9	4.5	5.8	9.9	6.1	7.8	30.2	20.6	7.4	3.5	82
3,978	20,422	20,622	14,096	14,891	(Z)	0.5	0.4	1.5	2.2	4.6	2.9	4.7	24.3	24.5	16.7	17.7	83
330	2,600	2,449	1,084	557	0.1	0.4	0.2	1.7	1.8	7.9	3.2	4.0	31.4	29.6	13.1	6.7	84
1,434	16,178	25,036	14,584	9,522	(Z)	0.1	(Z)	0.4	1.0	3.1	1.2	2.0	22.8	35.3	20.6	13.4	85
1,042	3,609	980	216	75	...	0.5	0.5	1.9	3.2	13.8	8.9	12.5	43.4	11.8	2.6	0.9	86
22,025	85,008	31,464	7,785	3,300	...	0.2	0.1	1.1	2.1	9.8	7.3	11.7	45.1	16.7	4.1	1.8	87
917	3,218	862	192	63	...	0.5	0.6	2.0	3.5	13.7	9.4	12.3	43.1	11.5	2.6	0.8	88
1,621	7,277	2,509	589	245	...	0.2	0.2	1.2	2.8	9.7	7.9	10.3	46.4	16.0	3.8	1.6	89
140	396	148	27	12	...	0.5	...	1.6	0.5	14.0	5.4	15.1	42.7	15.9	2.9	1.3	90
191	545	300	53	15	...	0.2	...	0.3	0.1	9.6	5.4	14.6	41.6	22.9	4.0	1.1	91

Table 6.—FARMS AND FARM CHARACTERISTICS BY SIZE

Data for conterminous United States are based on

	Item (For definitions and explanations, see text)	Total all farms	Size of farm: Under 10 acres	10 to 49 acres	50 to 69 acres	70 to 99 acres	100 to 139 acres	140 to 179 acres	180 to 219 acres
	USE OF COMMERCIAL FERTILIZER AND LIME—Continued								
	Commercial fertilizer and fertilizing materials used during the year—Continued								
	Crops on which used—Continued								
1	All other crops[19].....farms reporting...	966,637	41,290	191,219	70,879	107,943	117,355	100,946	67,879
2	acres...	29,843,448	118,464	1,511,067	792,756	1,489,398	2,043,578	2,334,997	1,821,190
3	Dry materials.....farms reporting...	940,063	40,346	188,048	69,912	106,106	115,601	98,675	66,284
4	tons...	4,877,473	53,963	464,827	202,359	308,174	399,609	376,878	305,855
5	Liquid materials.....farms reporting...	43,828	1,988	6,359	1,854	3,230	3,169	3,688	2,676
6	tons...	429,215	1,794	13,967	6,167	10,024	11,872	16,642	14,027
7	Lime or liming materials used during the year.....farms reporting...	454,223	5,059	48,496	27,072	49,562	62,463	59,415	43,668
8	acres limed...	10,199,157	17,546	386,875	283,523	628,759	949,733	1,116,119	904,944
9	tons...	19,166,696	26,056	569,406	470,571	1,118,464	1,770,802	2,247,888	1,815,762
	SPECIFIED FARM EXPENDITURES								
10	Any of the following specified expenditures.....farms reporting...	3,671,321	237,365	797,868	254,049	395,698	391,309	376,078	224,604
11	Feed for livestock and poultry....farms reporting...	2,843,328	147,869	525,837	186,218	305,224	318,909	316,824	194,033
12	dollars...	4,755,470,694	291,975,094	579,892,537	183,821,871	330,490,902	405,314,330	488,647,610	347,436,960
13	Under $100.....farms reporting...	537,234	40,927	194,665	55,098	68,184	54,113	38,145	19,029
14	$100 to $999.....farms reporting...	1,448,147	75,654	272,080	104,675	175,550	176,074	161,177	93,183
15	$1,000 to $1,999.....farms reporting...	338,669	8,474	21,850	11,249	29,469	41,790	50,946	32,942
16	$2,000 to $4,999.....farms reporting...	321,821	8,634	16,196	8,539	20,817	32,468	47,163	33,956
17	$5,000 or more.....farms reporting...	197,457	14,180	21,046	6,657	11,204	14,464	19,393	14,923
18	Purchase of livestock and poultry..farms reporting...	1,669,525	84,782	261,020	95,847	165,614	180,313	196,265	121,191
19	dollars...	3,856,777,066	77,630,193	243,559,777	79,462,170	171,333,178	222,934,499	339,983,980	232,577,154
20	Under $1,000.....farms reporting...	1,216,794	69,463	228,575	81,867	136,347	143,198	142,975	85,101
21	$1,000 to $2,499.....farms reporting...	196,440	8,301	17,872	8,051	16,946	20,087	24,641	16,256
22	$2,500 to $4,999.....farms reporting...	106,468	3,661	8,105	3,446	7,207	9,332	13,063	8,727
23	$5,000 to $9,999.....farms reporting...	75,920	2,195	3,913	1,765	3,432	4,966	9,426	6,265
24	$10,000 or more.....farms reporting...	73,903	1,162	2,555	718	1,682	2,730	6,160	4,842
25	Machine hire.....farms reporting...	1,990,643	61,581	385,993	136,101	225,794	230,808	228,036	133,838
26	dollars...	804,586,917	6,168,516	63,189,578	26,665,345	51,229,489	61,513,814	71,036,290	46,578,884
27	Under $200.....farms reporting...	1,133,520	54,659	303,419	99,338	148,032	135,951	118,878	65,646
28	$200 to $999.....farms reporting...	717,370	6,344	75,069	33,649	71,413	86,556	98,365	60,191
29	$1,000 or more.....farms reporting...	139,753	578	7,505	3,114	6,349	8,301	10,793	8,001
30	Hired labor.....farms reporting...	1,784,826	60,581	264,339	102,893	167,127	190,223	191,456	129,333
31	dollars...	2,621,650,968	81,080,410	207,616,468	72,931,527	111,933,094	141,743,330	150,352,845	122,584,374
32	Under $200.....farms reporting...	772,876	31,890	145,609	57,544	95,490	100,239	96,058	56,573
33	$200 to $499.....farms reporting...	368,063	10,298	55,493	21,045	33,559	40,855	41,456	29,700
34	$500 to $999.....farms reporting...	210,986	5,584	26,824	10,069	16,403	20,434	21,657	15,825
35	$1,000 to $2,499.....farms reporting...	224,215	5,631	20,286	8,096	12,859	17,265	20,205	16,536
36	$2,500 to $4,999.....farms reporting...	111,298	3,183	8,659	3,357	4,839	6,449	7,422	6,558
37	$5,000 to $9,999.....farms reporting...	55,817	2,137	4,435	1,756	2,307	2,971	2,767	2,564
38	$10,000 to $19,999.....farms reporting...	25,058	1,215	1,890	784	1,167	1,320	1,256	1,014
39	$20,000 to $49,999.....farms reporting...	12,129	538	837	190	431	575	524	459
40	$50,000 or more.....farms reporting...	4,384	105	306	52	72	115	111	104
41	Seeds, bulbs, plants, and trees...farms reporting...	1,932,483	61,173	307,813	120,051	211,109	224,959	235,379	142,262
42	dollars...	491,799,694	26,319,330	36,276,760	13,421,801	25,428,782	35,447,023	45,078,459	33,041,491
43	Under $100.....farms reporting...	924,768	45,456	262,349	91,672	136,947	116,844	88,458	45,825
44	$100 to $499.....farms reporting...	818,800	7,759	37,991	25,768	69,549	100,787	136,008	86,194
45	$500 to $999.....farms reporting...	122,910	2,684	3,285	1,419	2,874	4,850	8,023	7,972
46	$1,000 or more.....farms reporting...	66,005	5,274	4,188	1,192	1,739	2,478	2,890	2,271
47	Gasoline and other petroleum fuel and oil for the farm business.....farms reporting...	3,463,647	202,714	706,463	233,687	374,172	375,970	366,262	220,334
48	dollars...	1,554,366,965	21,568,679	81,830,820	39,141,569	82,436,837	112,220,109	150,800,806	108,904,671
49	Under $100.....farms reporting...	1,142,480	161,484	477,432	116,773	137,733	98,741	59,132	28,367
50	$100 to $499.....farms reporting...	1,294,681	33,842	203,657	100,854	197,713	207,473	186,921	97,620
51	$500 to $999.....farms reporting...	620,561	4,273	19,007	12,822	31,161	56,146	96,458	71,959
52	$1,000 to $4,999.....farms reporting...	390,091	2,894	6,057	3,185	7,424	13,463	23,562	22,167
53	$5,000 or more.....farms reporting...	15,834	221	310	53	141	147	189	221

See footnotes at end of table.

OF FARM, FOR THE UNITED STATES: 1959—Continued

reports for only a sample of farms. See text]

Size of farm—Continued					Percent distribution by size of farm (all farms = 100%)												
220 to 259 acres	260 to 499 acres	500 to 999 acres	1,000 to 1,999 acres	2,000 acres and over	Under 10 acres	10 to 49 acres	50 to 69 acres	70 to 99 acres	100 to 139 acres	140 to 179 acres	180 to 219 acres	220 to 259 acres	260 to 499 acres	500 to 999 acres	1,000 to 1,999 acres	2,000 acres and over	
54,705	137,743	53,663	15,974	7,041	4.3	19.8	7.3	11.2	12.1	10.4	7.0	5.7	14.2	5.6	1.7	0.7	1
1,761,378	6,550,246	5,312,684	2,930,261	3,177,429	0.4	5.1	2.7	5.0	6.8	7.8	6.1	5.9	21.9	17.8	9.8	10.6	2
52,812	131,605	50,099	14,448	6,127	4.3	20.0	7.4	11.3	12.3	10.5	7.1	5.6	14.0	5.3	1.5	0.7	3
268,090	857,534	673,086	389,534	577,564	1.1	9.5	4.1	6.3	8.2	7.7	6.3	5.5	17.6	13.8	8.0	11.8	4
2,732	8,891	5,522	2,301	1,418	4.5	14.5	4.2	7.4	7.2	8.4	6.1	6.2	20.3	12.6	5.3	3.2	5
13,997	53,117	63,659	54,217	169,732	0.4	3.3	1.4	2.3	2.8	3.9	3.3	3.3	12.4	14.8	12.6	39.5	6
35,346	87,426	27,306	5,909	2,501	1.1	10.7	6.0	10.9	13.8	13.1	9.6	7.8	19.2	6.0	1.3	0.6	7
861,207	2,671,518	1,356,014	507,881	515,038	0.2	3.8	2.8	6.2	9.3	10.9	8.9	8.4	26.2	13.3	5.0	5.0	8
1,781,369	5,437,243	2,497,741	799,656	631,738	0.1	3.0	2.5	5.8	9.2	11.7	9.5	9.3	28.4	13.0	4.2	3.3	9
188,222	470,659	199,395	78,939	57,135	6.5	21.7	6.9	10.8	10.7	10.2	6.1	5.1	12.8	5.4	2.2	1.6	10
164,909	403,891	164,121	64,514	50,979	5.2	18.5	6.5	10.7	11.2	11.1	6.8	5.8	14.2	5.8	2.3	1.8	11
326,888,849	893,553,983	402,325,294	198,053,290	307,069,974	6.1	12.2	3.9	6.9	8.5	10.3	7.3	6.9	18.8	8.5	4.2	6.5	12
13,790	32,146	14,297	5,010	1,830	7.6	36.2	10.3	12.7	10.1	7.1	3.5	2.6	6.0	2.7	0.9	0.3	13
74,890	185,959	81,032	31,772	16,101	5.2	18.8	7.2	12.1	12.2	11.1	6.4	5.2	12.8	5.6	2.2	1.1	14
29,382	66,401	25,064	11,182	9,920	2.5	6.5	3.3	8.7	12.3	15.0	9.7	8.7	19.6	7.4	3.3	2.9	15
31,578	75,182	25,446	9,679	12,163	2.7	5.0	2.7	6.5	10.1	14.7	10.6	9.8	23.4	7.9	3.0	3.8	16
15,269	44,203	18,282	6,871	10,965	7.2	10.7	3.4	5.7	7.3	9.8	7.6	7.7	22.4	9.3	3.5	5.6	17
108,146	268,269	111,719	43,281	33,078	5.1	15.6	5.7	9.9	10.8	11.8	7.3	6.5	16.1	6.7	2.6	2.0	18
266,197,138	836,294,710	473,438,340	316,518,875	596,847,052	2.0	6.3	2.1	4.4	5.8	8.8	6.0	6.9	21.7	12.3	8.2	15.5	19
70,704	165,054	61,760	21,150	10,600	5.7	18.8	6.7	11.2	11.8	11.8	7.0	5.8	13.6	5.1	1.7	0.9	20
14,737	39,277	17,548	6,833	5,891	4.2	9.1	4.1	8.6	10.2	12.5	8.3	7.5	20.0	8.9	3.5	3.0	21
8,980	23,929	11,550	4,544	3,924	3.4	7.6	3.2	6.8	8.8	12.3	8.2	8.4	22.5	10.8	4.3	3.7	22
7,259	19,186	9,458	4,269	3,786	2.9	5.2	2.3	4.5	6.5	12.4	8.3	9.6	25.3	12.5	5.6	5.0	23
6,466	20,823	11,403	6,485	8,877	1.6	3.5	1.0	2.3	3.7	8.3	6.6	8.7	28.2	15.4	8.8	12.0	24
115,111	283,578	116,622	44,114	29,067	3.1	19.4	6.8	11.3	11.6	11.5	6.7	5.8	14.2	5.9	2.2	1.5	25
43,852,652	148,925,811	115,139,078	71,554,837	98,732,623	0.8	7.9	3.3	6.4	7.6	8.8	5.8	5.5	18.5	14.3	8.9	12.3	26
51,800	108,149	33,834	9,452	4,362	4.8	26.8	8.8	13.1	12.0	10.5	5.8	4.6	9.5	3.0	0.8	0.4	27
55,694	142,933	55,934	19,807	11,415	0.9	10.5	4.7	10.0	12.1	13.7	8.4	7.8	19.9	7.8	2.8	1.6	28
7,617	32,496	26,854	14,855	13,290	0.4	5.4	2.2	4.5	5.9	7.7	5.7	5.5	23.3	19.2	10.6	9.5	29
113,797	311,734	144,409	60,569	48,365	3.4	14.8	5.8	9.4	10.7	10.7	7.2	6.4	17.5	8.1	3.4	2.7	30
114,718,925	454,324,510	408,886,821	272,000,699	483,477,965	3.1	7.9	2.8	4.3	5.4	5.7	4.7	4.4	17.3	15.6	10.4	18.4	31
47,190	99,809	30,559	8,811	3,104	4.1	18.8	7.4	12.4	13.0	12.4	7.3	6.1	12.9	4.0	1.1	0.4	32
25,542	67,603	27,312	10,456	4,744	2.8	15.1	5.7	9.1	11.1	11.3	8.1	6.9	18.4	7.4	2.8	1.3	33
14,788	43,918	20,873	9,382	5,229	2.6	12.7	4.8	7.8	9.7	10.3	7.5	7.0	20.8	9.9	4.4	2.5	34
15,740	54,622	28,558	13,196	11,221	2.5	9.0	3.6	5.7	7.7	9.0	7.4	7.0	24.4	12.7	5.9	4.0	35
6,555	27,900	18,636	8,006	9,734	2.9	7.8	3.0	4.3	5.8	6.7	5.9	5.9	25.1	16.7	7.2	8.7	36
2,590	11,600	10,642	5,211	6,837	3.8	7.9	3.1	4.1	5.3	5.0	4.6	4.6	10.8	19.1	9.3	12.2	37
847	4,081	4,714	2,966	3,804	4.8	7.5	3.1	4.7	5.3	5.0	4.0	3.4	16.3	18.8	11.8	15.2	38
451	1,704	2,367	1,790	2,263	4.4	6.9	1.6	3.6	4.7	4.3	3.8	3.7	14.0	19.5	14.8	18.7	39
94	497	748	751	1,429	2.4	7.0	1.2	1.6	2.6	2.5	2.4	2.1	11.3	17.1	17.1	32.6	40
124,930	308,778	123,839	45,779	26,411	3.2	15.9	6.2	10.9	11.6	12.2	7.4	6.5	16.0	6.4	2.4	1.4	41
32,848,467	106,383,649	67,641,459	35,652,681	34,259,792	5.4	7.4	2.7	5.2	7.2	9.2	6.7	6.7	21.6	13.8	7.2	7.0	42
32,033	66,734	24,902	8,789	4,759	4.9	28.4	9.9	14.8	12.6	9.6	5.0	3.5	7.2	2.7	1.0	0.5	43
79,777	184,315	60,761	19,761	10,130	0.9	4.6	3.1	8.5	12.3	16.6	10.5	9.7	22.5	7.4	2.4	1.2	44
10,745	44,759	23,336	8,435	4,528	2.2	2.7	1.2	2.3	3.9	6.5	6.5	8.7	36.4	19.0	6.9	3.7	45
2,375	12,970	14,840	8,794	6,994	8.0	6.3	1.8	2.6	3.8	4.4	3.4	3.6	19.6	22.5	13.3	10.6	46
185,787	465,395	197,729	78,386	56,748	5.9	20.4	6.7	10.8	10.9	10.6	6.4	5.4	13.4	5.7	2.3	1.6	47
110,532,270	358,534,348	226,292,568	124,453,304	137,650,984	1.4	5.3	2.5	5.3	7.2	9.7	7.0	7.1	23.1	14.6	8.0	8.9	48
17,079	32,713	9,182	2,550	1,294	14.1	41.8	10.2	12.1	8.6	5.2	2.5	1.5	2.9	0.8	0.2	0.1	49
68,964	135,745	40,997	12,956	7,939	2.6	15.7	7.8	15.3	16.0	14.4	7.5	5.3	10.5	3.2	1.0	0.6	50
71,080	168,286	59,382	18,548	11,439	0.7	3.1	2.1	5.0	9.0	15.5	11.6	11.5	27.1	9.6	3.0	1.8	51
28,440	127,082	84,609	40,458	30,750	0.7	1.6	0.8	1.9	3.5	6.0	5.7	7.3	32.6	21.7	10.4	7.9	52
224	1,569	3,559	3,874	5,326	1.4	2.0	0.3	0.9	0.9	1.2	1.4	1.4	9.9	22.5	24.5	33.6	53

Table 6.–FARMS AND FARM CHARACTERISTICS BY SIZE

[Data for conterminous United States are based on

	Item (For definitions and explanations, see text)	Total all farms	Size of farm: Under 10 acres	10 to 49 acres	50 to 69 acres	70 to 99 acres	100 to 139 acres	140 to 179 acres	180 to 219 acres
	ESTIMATED VALUE OF PRODUCTS SOLD BY SOURCE								
1	All farm products sold.....total, dollars...	30,625,373,636	779,351,084	2,313,344,323	858,906,617	1,641,795,490	2,171,612,704	2,797,977,748	2,045,842,994
2	average per farm, dollars...	8,259	3,195	2,846	3,332	4,109	5,508	7,406	9,075
3	All crops sold.....dollars...	13,458,951,149	317,086,010	1,188,102,274	432,193,574	688,051,669	823,299,896	982,986,976	723,310,920
4	Field crops, other than vegetables and fruits and nuts, sold.....dollars...	10,465,203,942	73,253,499	654,296,588	271,144,382	484,889,216	605,621,824	813,474,912	593,077,457
5	Vegetables sold.....dollars...	758,789,857	7,761,576	64,744,240	28,836,674	41,689,411	47,983,775	46,060,050	35,652,249
6	Fruits and nuts sold.....dollars...	1,413,124,858	33,364,887	290,406,532	98,618,951	121,023,337	123,512,907	89,325,553	67,913,675
7	Forest products and horticultural specialty products sold.....dollars...	821,832,492	202,706,048	178,654,914	33,593,567	40,449,705	46,181,390	34,126,461	26,667,539
8	All livestock and livestock products sold..dollars...	17,166,422,487	462,265,074	1,125,242,049	426,713,043	953,743,821	1,348,312,808	1,814,990,772	1,322,532,074
9	Poultry and poultry products sold.....dollars...	2,363,500,108	350,105,534	528,028,833	148,822,053	216,483,495	222,768,013	196,822,285	128,426,078
10	Dairy products sold.....dollars...	4,021,598,051	31,923,787	190,428,372	94,617,921	284,259,803	477,617,463	578,150,897	457,312,326
11	Livestock and livestock products, other than poultry and dairy, sold.....dollars...	10,781,324,328	80,235,753	406,784,844	183,273,069	453,000,523	647,927,332	1,040,017,590	736,793,670
	LIVESTOCK AND LIVESTOCK PRODUCTS								
12	Cattle and calves.....farms reporting...	2,700,811	81,971	455,314	182,383	302,757	319,815	312,936	192,825
13	number...	93,694,441	535,396	3,458,260	1,903,196	4,399,653	6,316,203	8,297,020	6,112,383
14	Cows, including heifers that have calved.....farms reporting...	2,477,073	65,187	402,848	167,394	278,858	298,153	289,036	179,620
15	number...	41,776,134	227,526	1,560,088	911,761	2,105,681	3,084,895	3,729,853	2,785,715
16	Milk cows.....farms reporting...	1,836,785	48,680	305,765	128,014	216,234	232,685	223,351	138,538
17	number...	16,823,978	142,809	982,019	543,536	1,386,453	2,088,287	2,456,413	1,805,600
18	Heifers and heifer calves.....farms reporting...	2,158,568	49,229	288,971	129,145	235,281	262,968	266,296	167,560
19	number...	27,332,683	167,980	1,096,096	603,977	1,405,213	2,011,911	2,681,138	1,961,821
20	Steers and bulls including steer and bull calves.....farms reporting...	1,893,763	38,740	210,682	98,508	187,856	218,788	237,834	151,553
21	number...	24,585,624	139,890	802,076	387,458	888,759	1,219,397	1,886,029	1,364,847
	Farms reporting by number on hand: Cattle and calves—								
22	1 head.....farms reporting...	170,504	16,568	75,206	19,411	20,139	14,219	8,753	4,668
23	2 to 4 head.....farms reporting...	433,988	30,061	173,305	50,727	58,050	42,523	28,044	13,710
24	5 to 9 head.....farms reporting...	393,274	23,719	114,653	45,652	64,650	50,491	34,100	16,952
25	10 to 19 head.....farms reporting...	489,545	8,303	65,903	43,020	85,277	84,633	70,539	35,143
26	20 to 49 head.....farms reporting...	746,692	2,485	22,286	21,049	67,186	111,831	135,860	87,204
27	50 to 99 head.....farms reporting...	309,916	491	2,553	2,098	6,314	14,399	31,393	31,122
28	100 to 499 head.....farms reporting...	145,320	321	1,243	392	1,100	1,661	4,199	3,975
29	500 or more head.....farms reporting...	11,572	23	165	34	41	58	48	51
	Cows including heifers that have calved—								
30	1 head.....farms reporting...	379,941	29,656	149,328	41,630	47,020	34,549	24,709	12,913
31	2 to 9 head.....farms reporting...	979,639	32,663	227,423	100,600	154,351	136,254	108,420	55,336
32	10 to 19 head.....farms reporting...	515,618	1,780	19,320	19,338	58,139	83,562	91,481	55,168
33	20 to 29 head.....farms reporting...	271,242	412	3,654	3,615	13,807	31,374	42,925	33,580
34	30 to 49 head.....farms reporting...	193,004	215	1,713	1,655	4,258	10,424	18,349	19,012
35	50 to 74 head.....farms reporting...	67,359	164	487	356	878	1,445	2,293	2,779
36	75 to 99 head.....farms reporting...	24,021	107	153	76	193	311	477	505
37	100 or more head.....farms reporting...	46,249	190	770	124	212	234	382	327
	Milk cows—								
38	1 head.....farms reporting...	504,454	27,024	144,817	46,604	58,470	49,696	39,918	24,056
39	2 to 9 head.....farms reporting...	805,841	20,507	149,149	68,415	109,847	101,665	87,924	48,622
40	10 to 19 head.....farms reporting...	261,740	522	7,568	9,440	34,053	48,363	50,283	28,165
41	20 to 29 head.....farms reporting...	140,849	160	2,099	2,106	9,899	23,691	29,680	21,379
42	30 to 49 head.....farms reporting...	89,338	80	1,052	1,076	2,971	7,801	13,620	13,838
43	50 to 74 head.....farms reporting...	22,357	118	280	240	675	1,047	1,423	1,882
44	75 to 99 head.....farms reporting...	5,612	92	95	56	156	241	260	350
45	100 or more head.....farms reporting...	6,594	177	705	77	163	181	243	246
46	Horses and/or mules[20].....farms reporting...	1,144,153	32,211	233,910	90,243	124,387	122,011	99,375	63,905
47	number...	2,959,064	63,090	432,454	173,892	253,189	261,913	226,633	148,416
48	Hogs and pigs.....farms reporting...	1,854,708	85,058	380,303	129,781	200,890	208,402	209,478	129,622
49	number...	69,459,896	1,049,618	3,776,507	1,752,165	4,186,139	6,105,398	10,077,726	7,073,518
50	Born since June 1.....farms reporting...	1,226,463	53,278	214,453	77,566	128,326	139,887	148,878	95,360
51	number...	39,704,615	629,264	2,172,873	1,017,177	2,439,536	3,549,999	5,636,751	4,100,584
52	Born before June 1.....farms reporting...	1,565,981	69,080	309,350	108,142	168,324	178,133	180,086	112,986
53	number...	29,755,281	420,354	1,603,634	734,988	1,746,603	2,555,399	4,440,975	2,972,934
54	Sheep and lambs.....farms reporting...	346,037	9,586	39,922	14,792	29,120	34,172	41,719	27,579
55	number...	34,114,794	193,086	966,957	391,452	947,222	1,212,018	1,990,347	1,382,453
56	Lambs under 1 year old.....farms reporting...	249,619	5,885	26,403	10,026	19,895	23,986	30,159	19,821
57	number...	11,780,341	83,024	363,852	122,655	331,753	412,045	775,508	529,190
58	Sheep 1 year old and over.....farms reporting...	324,821	8,419	36,523	13,851	27,414	32,369	39,365	26,131
59	number...	22,334,453	110,062	603,105	268,797	615,469	799,973	1,214,839	853,263
60	Ewes.....farms reporting...	318,623	8,133	35,515	13,519	26,907	31,733	38,638	25,660
61	number...	21,151,482	101,112	557,945	251,731	576,862	750,382	1,141,280	799,340
62	Rams and wethers.....farms reporting...	240,026	4,828	24,375	9,786	19,635	23,731	28,316	19,294
63	number...	1,182,971	8,950	45,160	17,066	38,607	49,591	73,559	53,923
64	Goats and kids[21].....farms reporting...	25,980	1,719	3,781	865	1,588	1,503	1,712	1,341
65	number...	3,488,545	14,172	28,393	7,474	16,570	23,828	42,131	48,511
66	Chickens 4 months old and over.....farms reporting...	2,207,809	119,321	477,731	161,016	247,778	247,836	236,300	140,384
67	number...	369,863,645	45,798,218	72,130,760	19,778,902	32,375,506	36,093,820	39,248,712	23,968,447

See footnotes at end of table.

OF FARM, FOR THE UNITED STATES: 1959—Continued

reports for only a sample of farms. See text]

Size of farm—Continued					Percent distribution by size of farm (all farms = 100%)												
220 to 259 acres	260 to 499 acres	500 to 999 acres	1,000 to 1,999 acres	2,000 acres and over	Under 10 acres	10 to 49 acres	50 to 69 acres	70 to 99 acres	100 to 139 acres	140 to 179 acres	180 to 219 acres	220 to 259 acres	260 to 499 acres	500 to 999 acres	1,000 to 1,999 acres	2,000 acres and over	
2,049,652,128	6,404,871,198	3,918,439,349	2,267,965,697	3,375,614,304	2.5	7.6	2.8	5.4	7.1	9.1	6.7	6.7	20.9	12.8	7.4	11.0	1
10,683	13,583	19,612	28,675	58,875	xxx	xxx	xxx	xxx	xxx	xxx	xxx	xxx	xxx	xxx	xxx	xxx	2
751,549,866	2,714,499,729	2,091,544,645	1,267,566,049	1,478,759,541	2.4	8.8	3.2	5.1	6.1	7.3	5.4	5.6	20.2	15.5	9.4	11.0	3
643,001,557	2,363,969,865	1,766,289,048	1,053,712,831	1,142,472,763	0.7	6.3	2.6	4.6	5.8	7.8	5.7	6.1	22.6	16.9	10.1	10.9	4
33,387,338	104,043,067	113,863,853	86,285,731	148,481,893	1.0	8.5	3.8	5.5	6.3	6.1	4.7	4.4	13.7	15.0	11.4	19.6	5
53,445,134	166,200,815	143,695,970	88,646,970	136,970,127	2.4	20.6	7.0	8.6	8.7	6.3	4.8	3.8	11.8	10.2	6.3	9.7	6
21,715,837	80,285,982	67,695,774	38,920,517	50,834,758	24.7	21.7	4.1	4.9	5.6	4.2	3.2	2.6	9.8	8.2	4.7	6.2	7
1,298,102,262	3,690,371,469	1,826,894,704	1,000,399,648	1,896,854,763	2.7	6.6	2.5	5.6	7.9	10.6	7.7	7.6	21.5	10.6	5.8	11.0	8
110,983,675	261,296,355	114,666,797	51,204,854	33,892,136	14.8	22.3	6.3	9.2	9.4	8.3	5.4	4.7	11.1	4.9	2.2	1.4	9
374,114,801	964,815,354	372,941,227	126,537,210	68,878,890	0.8	4.7	2.4	7.1	11.9	14.4	11.4	9.3	24.0	9.3	3.1	1.7	10
813,003,786	2,464,259,760	1,339,286,680	822,657,584	1,794,083,737	0.7	3.8	1.7	4.2	6.0	9.6	6.8	7.5	22.9	12.4	7.6	16.6	11
163,265	403,958	168,212	66,357	51,018	3.0	16.9	6.8	11.2	11.8	11.6	7.1	6.0	15.0	6.2	2.5	1.9	12
5,976,335	18,826,501	12,062,741	7,833,757	17,972,996	0.6	3.7	2.0	4.7	6.7	8.9	6.5	6.4	20.1	12.9	8.4	19.2	13
149,993	375,340	158,876	62,989	48,779	2.6	16.3	6.8	11.3	12.0	11.7	7.3	6.1	15.2	6.4	2.5	2.0	14
2,531,203	7,868,715	5,217,297	3,490,038	8,263,362	0.5	3.7	2.2	5.0	7.4	8.9	6.7	6.1	18.8	12.5	8.4	19.8	15
113,734	267,538	100,752	35,671	25,823	2.7	16.6	7.0	11.8	12.7	12.2	7.5	6.2	14.6	5.5	1.9	1.4	16
1,507,295	3,770,574	1,422,715	465,176	253,101	0.8	5.8	3.2	8.2	12.4	14.6	10.7	9.0	22.4	8.5	2.8	1.5	17
142,656	358,123	151,714	60,088	46,537	2.3	13.4	6.0	10.9	12.2	12.3	7.8	6.6	16.6	7.0	2.8	2.2	18
1,875,004	5,682,181	3,340,219	2,034,853	4,472,290	0.6	4.0	2.2	5.1	7.4	9.8	7.2	6.9	20.8	12.2	7.4	16.4	19
134,979	349,741	154,127	62,173	48,782	2.0	11.1	5.2	9.9	11.6	12.6	8.0	7.1	18.5	8.1	3.3	2.6	20
1,570,128	5,275,605	3,505,225	2,308,866	5,237,344	0.6	3.3	1.6	3.6	5.0	7.7	5.6	6.4	21.5	14.3	9.4	21.3	21
3,000	5,831	1,885	547	277	9.7	44.1	11.4	11.8	8.3	5.1	2.7	1.8	3.4	1.1	0.3	0.2	22
9,505	19,197	6,076	1,886	904	6.9	39.9	11.7	13.4	9.8	6.5	3.2	2.2	4.4	1.4	0.4	0.2	23
11,071	22,620	6,687	1,872	807	6.0	29.2	11.6	16.4	12.8	8.7	4.3	2.8	5.8	1.7	0.5	0.2	24
26,859	52,022	13,655	3,106	1,085	1.7	13.5	8.8	17.4	17.3	14.4	7.2	5.5	10.6	2.8	0.6	0.2	25
73,339	162,240	48,720	11,319	3,173	0.3	3.0	2.8	9.0	15.0	18.2	11.7	9.8	21.7	6.5	1.5	0.4	26
33,690	108,696	54,147	18,581	6,432	0.2	0.8	0.7	2.0	4.6	10.1	10.0	10.9	35.1	17.5	6.0	2.1	27
5,741	32,990	36,353	27,959	29,386	0.2	0.9	0.3	0.8	1.1	2.9	2.7	4.0	22.7	25.0	19.2	20.2	28
60	362	689	1,087	8,954	0.2	1.4	0.3	0.4	0.5	0.4	0.4	0.5	3.1	6.0	9.4	77.4	29
9,784	20,723	6,667	2,018	944	7.8	39.3	11.1	12.4	9.1	6.5	3.4	2.6	5.5	1.8	0.5	0.2	30
42,129	86,727	25,763	7,023	2,950	3.3	23.2	10.3	15.8	13.9	11.1	5.6	4.3	8.9	2.6	0.7	0.3	31
45,993	102,708	29,703	6,568	1,858	0.3	3.7	3.8	11.3	16.2	17.7	10.7	8.9	19.9	5.8	1.3	0.4	32
29,613	74,919	28,033	7,149	2,161	0.2	1.3	1.3	5.1	11.6	15.8	12.4	10.9	27.6	10.3	2.6	0.8	33
18,322	64,447	36,714	13,282	4,613	0.1	0.9	0.9	2.2	5.4	9.5	9.9	9.5	33.4	19.0	6.9	2.4	34
3,150	19,254	18,673	11,684	6,196	0.2	0.7	0.5	1.3	2.1	3.4	4.1	4.7	28.6	27.7	17.3	9.2	35
581	3,915	6,594	5,896	5,213	0.4	0.6	0.3	0.8	1.3	2.0	2.1	2.4	16.3	27.5	24.5	21.7	36
421	2,647	6,729	9,369	24,844	0.4	1.7	0.3	0.5	0.5	0.8	0.7	0.9	5.7	14.5	20.3	53.7	37
19,911	52,483	23,744	9,788	7,943	5.4	28.7	9.2	11.6	9.9	7.9	4.8	3.9	10.4	4.7	1.9	1.6	38
40,876	100,449	44,675	18,237	15,475	2.5	18.5	8.5	13.6	12.6	10.9	6.0	5.1	12.5	5.5	2.3	1.9	39
22,302	43,354	13,000	3,564	1,126	0.2	2.9	3.6	13.0	18.5	19.2	10.8	8.5	16.6	5.0	1.4	0.4	40
15,992	29,005	5,531	1,047	260	0.1	1.5	1.5	7.0	16.8	21.1	15.2	11.4	20.6	3.9	0.7	0.2	41
12,095	29,456	6,210	884	255	0.1	1.2	1.2	3.3	8.7	15.2	15.5	13.5	33.0	7.0	1.0	0.3	42
2,038	9,675	4,110	702	167	0.5	1.3	1.1	3.0	4.7	6.4	8.4	9.1	43.2	18.4	3.1	0.7	43
296	1,850	1,684	421	111	1.6	1.7	1.0	2.8	4.3	4.6	6.2	5.3	33.0	30.0	7.5	2.0	44
224	1,266	1,798	1,028	486	2.7	10.7	1.2	2.5	2.7	3.7	3.7	3.4	19.2	27.3	15.6	7.4	45
51,261	146,982	86,274	47,217	46,377	2.8	20.4	7.9	10.9	10.7	8.7	5.6	4.5	12.8	7.5	4.1	4.1	46
119,327	378,736	261,125	186,073	454,216	2.1	14.6	5.9	8.6	8.9	7.7	5.0	4.0	12.8	8.8	6.3	15.3	47
111,646	262,925	92,830	29,047	14,726	4.6	20.5	7.0	10.8	11.2	11.3	7.0	6.0	14.2	5.0	1.6	0.8	48
7,504,630	18,815,370	6,469,844	1,703,134	945,847	1.5	5.4	2.5	6.0	8.8	14.5	10.2	10.8	27.1	9.3	2.5	1.4	49
82,978	193,912	63,844	18,492	9,489	4.3	17.5	6.3	10.5	11.4	12.1	7.8	6.8	15.8	5.2	1.5	0.8	50
4,299,644	10,825,742	3,632,579	909,012	491,454	1.6	5.5	2.6	6.1	8.9	14.2	10.3	10.8	27.3	9.1	2.3	1.2	51
97,160	228,575	78,603	23,810	11,732	4.4	19.8	6.9	10.7	11.4	11.5	7.2	6.2	14.6	5.0	1.5	0.7	52
3,204,986	7,989,628	2,837,265	794,122	454,393	1.4	5.4	2.5	5.9	8.6	14.9	10.0	10.8	26.9	9.5	2.7	1.5	53
25,252	68,335	30,645	12,311	12,604	2.8	11.5	4.3	8.4	9.9	12.1	8.0	7.3	19.7	8.9	3.6	3.6	54
1,474,049	5,181,493	3,921,231	2,688,000	13,766,486	0.6	2.8	1.1	2.8	3.6	5.8	4.1	4.3	15.2	11.5	7.9	40.4	55
18,702	51,629	23,854	9,549	9,710	2.4	10.6	4.0	8.0	9.6	12.1	7.9	7.5	20.7	9.6	3.8	3.9	56
671,560	2,178,729	1,595,076	949,045	3,767,904	0.7	3.1	1.0	2.8	3.5	6.6	4.5	5.7	18.5	13.5	8.1	32.0	57
23,839	64,591	28,821	11,577	11,921	2.6	11.2	4.3	8.4	10.0	12.1	8.0	7.3	19.9	8.9	3.6	3.7	58
802,489	3,002,764	2,326,155	1,738,955	9,998,582	0.5	2.7	1.2	2.8	3.6	5.4	3.8	3.6	13.4	10.4	7.8	44.8	59
23,443	63,589	28,404	11,371	11,711	2.6	11.1	4.2	8.4	10.0	12.1	8.1	7.4	20.0	8.9	3.6	3.7	60
753,578	2,840,931	2,191,275	1,643,710	9,543,336	0.5	2.6	1.2	2.7	3.5	5.4	3.8	3.6	13.4	10.4	7.8	45.1	61
17,623	49,538	23,157	9,458	10,285	2.0	10.2	4.1	8.2	9.9	11.8	8.0	7.3	20.6	9.6	3.9	4.3	62
48,911	161,833	134,880	95,245	455,246	0.8	3.8	1.4	3.3	4.2	6.2	4.6	4.1	13.7	11.4	8.1	38.5	63
990	3,883	3,243	2,133	3,222	6.6	14.6	3.3	6.1	5.8	6.6	5.2	3.8	14.9	12.5	8.2	12.4	64
32,094	238,954	406,293	513,157	2,116,968	0.4	0.8	0.2	0.5	0.7	1.2	1.4	0.9	6.8	11.6	14.7	60.7	65
117,705	282,605	110,597	40,196	26,340	5.4	21.6	7.3	11.2	11.2	10.7	6.4	5.3	12.8	5.0	1.8	1.2	66
21,722,111	50,080,569	18,217,399	6,563,628	3,885,573	12.4	19.5	5.3	8.8	9.8	10.6	6.5	5.9	13.5	4.9	1.8	1.1	67

Table 6.–FARMS AND FARM CHARACTERISTICS BY SIZE

[Data for conterminous United States are based on

	Item (For definitions and explanations, see text)	Total all farms	Size of farm: Under 10 acres	10 to 49 acres	50 to 69 acres	70 to 99 acres	100 to 139 acres	140 to 179 acres
	LIVESTOCK AND LIVESTOCK PRODUCTS—Continued							
	Livestock and livestock products sold:							
1	Cattle and calves sold alive.....farms reporting...	2,303,780	56,118	302,870	135,761	248,879	279,720	286,614
2	number...	51,242,540	338,410	2,089,378	988,107	2,343,570	3,278,264	4,494,620
3	dollars...	7,833,939,971	42,500,184	283,145,407	123,270,761	298,042,463	422,588,156	649,340,045
4	Hogs and pigs sold alive.....farms reporting...	1,273,365	48,128	166,069	69,981	128,468	147,286	169,987
5	number...	80,899,869	1,053,638	3,487,902	1,712,320	4,582,465	6,850,036	11,977,677
6	dollars...	2,435,417,758	32,833,746	105,111,357	51,269,364	137,397,627	205,123,402	360,203,506
7	Sheep and lambs sold alive.....farms reporting...	292,370	6,642	29,693	11,710	23,865	28,948	35,661
8	number...	25,401,142	182,843	704,443	376,046	820,920	907,445	1,540,096
9	dollars...	338,067,750	2,572,175	9,828,488	5,422,441	11,301,795	12,624,908	21,581,406
10	Milk and cream sold[22].....farms reporting...	1,017,536	14,745	89,324	49,427	115,083	143,895	156,310
11	pounds...	104,756,280,845	687,904,090	4,470,379,905	2,417,938,551	7,735,400,384	12,845,087,292	15,948,994,523
12	dollars...	4,021,598,051	31,923,787	190,428,372	94,617,921	284,259,803	477,617,463	578,130,897
13	Chickens including broilers sold..farms reporting...	835,945	50,430	102,142	40,242	81,575	95,209	117,628
14	dollars[4]..	868,677,566	148,161,850	216,621,667	70,717,897	89,621,728	82,891,585	59,066,702
15	Chicken eggs sold.....farms reporting...	1,114,596	54,165	154,205	63,339	118,857	131,660	148,566
16	dozens...	3,618,204,134	542,657,176	735,183,539	177,555,457	296,282,974	336,956,572	371,777,021
17	dollars[4]..	1,157,061,787	185,033,246	258,981,800	62,061,259	96,561,896	107,417,612	106,346,473
18	Litters farrowed December 1, 1958 to November 30, 1959.....farms reporting...	1,158,603	41,045	158,696	63,779	116,522	133,501	153,880
19	number of litters...	12,696,544	159,857	590,327	291,429	754,915	1,122,448	1,892,171
20	1 or 2 litters.....farms reporting...	351,987	25,178	99,193	32,230	44,536	39,761	29,989
21	3 to 9 litters.....farms reporting...	391,512	12,844	47,664	24,649	48,217	53,952	53,043
22	10 to 19 litters.....farms reporting...	219,745	2,152	8,679	5,114	17,020	25,990	39,026
23	20 to 39 litters.....farms reporting...	141,810	623	2,435	1,487	5,594	11,395	25,422
24	40 to 69 litters.....farms reporting...	40,398	160	478	204	911	2,037	5,413
25	70 or more litters.....farms reporting...	13,151	88	247	95	244	366	987
26	June 2 to November 30.....farms reporting...	908,583	33,380	122,770	50,714	91,770	106,409	120,964
27	number of litters...	5,618,168	86,137	302,827	145,150	351,103	505,257	811,666
28	December 1 to June 1.....farms reporting...	908,197	24,577	98,303	43,509	87,114	105,664	127,476
29	number of litters...	7,078,376	73,720	287,500	146,279	403,812	617,191	1,080,505
	SPECIFIED CROPS HARVESTED							
30	Corn for all purposes.....farms reporting...	2,157,214	34,035	391,122	154,011	256,915	273,109	271,144
31	acres...	79,896,188	95,249	2,956,065	1,791,485	4,190,404	6,158,134	10,071,056
32	Under 11 acres[7].....farms reporting...	783,735	34,027	307,262	92,303	114,107	90,429	52,606
33	11 to 24 acres[7].....farms reporting...	456,756	...	73,102	44,047	84,287	82,597	58,614
34	25 to 49 acres[7].....farms reporting...	375,154	...	10,750	16,447	50,321	71,916	71,871
35	50 to 74 acres[7].....farms reporting...	213,694	...	...	1,212	7,457	23,162	57,496
36	75 to 99 acres[7].....farms reporting...	120,866	...	...	...	741	4,072	23,322
37	100 or more acres[7].....farms reporting...	206,986	...	...	...	...	933	7,235
38	Harvested for grain.....farms reporting...	2,002,039	32,588	376,818	147,133	241,875	255,435	254,478
39	acres...	70,262,590	91,596	2,803,185	1,655,466	3,779,061	5,450,238	9,088,218
40	bushels...	3,727,274,777	3,502,421	100,336,904	65,824,886	181,631,559	281,405,482	510,710,946
41	Sales.....farms reporting...	872,468	7,915	132,227	52,800	91,499	99,293	121,148
42	bushels...	1,657,974,757	1,210,419	40,384,975	25,926,373	72,724,418	102,783,651	207,228,562
	Hay crops:[23]							
43	Land from which hay was cut.....acres...	64,457,234	39,876	1,488,212	1,247,846	3,249,536	4,914,481	6,289,233
44	Alfalfa and alfalfa mixtures cut for hay and for dehydrating.....farms reporting...	992,611	4,560	67,316	36,360	95,042	116,818	149,928
45	acres...	26,490,569	13,107	478,177	376,596	1,303,420	2,004,974	3,050,063
46	tons...	61,331,909	34,567	1,158,465	929,081	3,263,933	5,037,433	7,683,198
47	Sales.....farms reporting...	158,964	1,381	16,541	6,891	16,099	16,736	20,813
48	tons...	11,832,497	13,804	355,024	226,249	638,643	766,060	1,117,504
49	Coastal Bermuda grass cut for hay.....farms reporting...	5,196	20	181	145	280	421	255
50	acres...	124,533	55	1,045	1,465	2,330	3,975	2,700
51	tons...	248,545	35	940	1,945	4,240	7,355	4,860
52	Sales.....farms reporting...	849	...	30	20	50	71	15
53	tons...	35,473	...	135	280	1,025	1,610	75
54	Clover, timothy, and mixtures of clover and grasses cut for hay.....farms reporting...	658,172	3,217	70,191	42,693	83,260	100,888	93,316
55	acres...	14,280,103	8,949	471,709	425,656	1,074,833	1,666,045	1,841,452
56	tons...	22,630,370	13,873	658,411	621,292	1,658,178	2,629,793	2,989,661
57	Sales.....farms reporting...	80,390	525	12,926	6,201	10,696	11,066	9,398
58	tons...	1,860,664	3,770	116,004	82,745	182,136	221,140	206,771
59	Lespedeza cut for hay.....farms reporting...	255,047	1,765	37,804	26,352	38,675	41,550	28,452
60	acres...	3,133,599	8,050	185,715	178,275	321,444	424,625	347,924
61	tons...	3,852,140	8,780	198,449	199,183	365,324	499,814	418,358
62	Sales.....farms reporting...	19,138	140	3,476	1,996	2,792	2,891	1,996
63	tons...	232,502	800	18,673	15,008	22,789	28,933	23,340
64	Vetch or peas, alone or mixed with oats or other grains, cut for hay.....farms reporting...	1,976	30	385	166	220	175	160
65	acres...	36,362	85	2,690	1,690	2,305	1,840	2,205
66	tons...	63,045	75	4,380	3,395	4,590	4,325	4,785
67	Sales.....farms reporting...	436	10	75	50	60	20	25
68	tons...	12,721	30	805	1,010	1,105	365	1,095

See footnotes at end of table.

OF FARM, FOR THE UNITED STATES: 1959—Continued

reports for only a sample of farms. See text]

Size of farm—Continued						Percent distribution by size of farm (all farms = 100%)												
180 to 219 acres	220 to 259 acres	260 to 499 acres	500 to 999 acres	1,000 to 1,999 acres	2,000 acres and over	Under 10 acres	10 to 49 acres	50 to 69 acres	70 to 99 acres	100 to 139 acres	140 to 179 acres	180 to 219 acres	220 to 259 acres	260 to 499 acres	500 to 999 acres	1,000 to 1,999 acres	2,000 acres and over	
178,736	153,645	385,141	161,664	64,554	50,078	2.4	13.1	5.9	10.8	12.1	12.4	7.8	6.7	16.7	7.0	2.8	2.2	1
3,200,491	3,240,344	10,303,332	6,559,462	4,538,681	9,867,881	0.7	4.1	1.9	4.6	6.4	8.8	6.2	6.3	20.1	12.8	8.9	19.3	2
464,181,046	517,759,820	1,695,401,347	1,048,152,036	718,061,808	1,571,496,898	0.5	3.6	1.6	3.8	5.4	8.3	5.9	6.6	21.6	13.4	9.2	20.1	3
106,772	96,587	228,500	77,739	23,444	10,404	3.8	13.0	5.5	10.1	11.6	13.3	8.4	7.6	17.9	6.1	1.8	0.8	4
8,392,774	9,072,604	22,905,908	7,718,719	2,062,856	1,082,970	1.3	4.3	2.1	5.7	8.5	14.8	10.4	11.2	28.3	9.5	2.5	1.3	5
252,148,914	273,257,647	690,418,766	232,792,511	62,158,292	32,702,626	1.3	4.3	2.1	5.6	8.4	14.8	10.4	11.2	28.3	9.6	2.6	1.3	6
23,621	22,016	60,307	27,488	10,967	11,452	2.3	10.2	4.0	8.2	9.9	12.2	8.1	7.5	20.6	9.4	3.8	3.9	7
1,027,189	1,146,411	4,091,421	2,976,759	2,019,347	9,608,222	0.7	2.8	1.5	3.2	3.6	6.1	4.0	4.5	16.1	11.7	7.9	37.8	8
14,359,534	16,210,961	57,021,817	40,115,573	26,418,725	120,609,927	0.8	2.9	1.6	3.3	3.7	6.4	4.2	4.8	16.9	11.9	7.8	35.7	9
98,044	81,826	183,336	60,116	18,096	7,334	1.4	8.8	4.9	11.3	14.1	15.4	9.6	8.0	18.0	5.9	1.8	0.7	10
12,196,221,723	10,086,025,157	25,121,759,135	9,009,265,378	2,853,465,380	1,383,839,327	0.7	4.3	2.3	7.4	12.3	15.2	11.6	9.6	24.0	8.6	2.7	1.3	11
457,312,326	374,114,801	964,815,354	372,941,227	126,557,210	68,878,890	0.8	4.7	2.4	7.1	11.9	14.4	11.4	9.3	24.0	9.3	3.1	1.7	12
69,206	64,184	146,544	48,054	14,254	6,477	6.0	12.2	4.8	9.8	11.4	14.1	8.3	7.7	17.5	5.7	1.7	0.8	13
40,022,171	30,973,685	70,467,069	35,083,718	13,747,315	11,302,179	17.1	24.9	8.1	10.3	9.5	6.8	4.6	3.6	8.1	4.0	1.6	1.3	14
87,294	78,455	181,807	65,486	20,801	9,961	4.9	13.8	5.7	10.7	11.8	13.3	7.8	7.0	16.3	5.9	1.9	0.9	15
222,316,177	208,704,587	463,798,156	167,727,943	59,332,020	35,912,512	15.0	20.3	4.9	8.2	9.3	10.3	6.1	5.8	12.8	4.6	1.6	1.0	16
65,380,717	59,393,862	132,104,790	52,089,499	19,600,639	12,089,994	16.0	22.4	5.4	8.3	9.3	9.2	5.7	5.1	11.4	4.5	1.7	1.0	17
98,405	87,810	205,872	69,074	20,510	9,509	3.5	13.7	5.5	10.1	11.5	13.3	8.5	7.6	17.8	6.0	1.8	0.8	18
1,335,058	1,413,741	3,513,962	1,156,329	302,333	163,974	1.3	4.6	2.3	5.9	8.8	14.9	10.5	11.1	27.7	9.1	2.4	1.3	19
18,055	12,455	29,697	13,234	4,994	2,665	7.2	28.2	9.2	12.7	11.3	8.5	5.1	3.5	8.4	3.8	1.4	0.8	20
31,943	25,866	61,144	21,901	7,099	3,190	3.3	12.2	6.3	12.3	13.8	13.5	8.2	6.6	15.6	5.6	1.8	0.8	21
24,614	23,259	52,390	15,585	4,244	1,672	1.0	3.9	2.3	7.7	11.8	17.8	11.2	10.6	23.8	7.1	1.9	0.8	22
18,392	19,156	42,191	11,468	2,519	1,128	0.4	1.7	1.0	3.9	8.0	17.9	13.0	13.5	29.8	8.1	1.7	0.8	23
4,491	5,632	15,318	4,325	983	446	0.4	1.2	0.5	2.3	5.0	13.4	11.1	13.9	37.9	10.7	2.4	1.1	24
910	1,442	5,132	2,561	671	408	0.7	1.9	0.7	1.9	2.8	7.5	6.9	11.0	39.0	19.5	5.1	3.1	25
79,207	69,983	162,941	50,149	13,688	6,608	3.7	13.5	5.6	10.1	11.7	13.3	8.7	7.7	17.9	5.5	1.5	0.7	26
586,335	607,962	1,527,983	498,159	124,899	70,690	1.5	5.4	2.6	6.2	9.0	14.4	10.4	10.8	27.2	8.9	2.2	1.3	27
82,894	76,096	178,122	59,434	17,252	7,756	2.7	10.8	4.8	9.6	11.6	14.0	9.1	8.4	19.6	6.5	1.9	0.9	28
748,723	805,779	1,985,979	658,170	177,434	93,284	1.0	4.1	2.1	5.7	8.7	15.3	10.6	11.4	28.1	9.3	2.5	1.3	29
169,192	143,379	323,071	101,202	28,211	11,823	1.6	18.1	7.1	11.9	12.7	12.6	7.8	6.6	15.0	4.7	1.3	0.5	30
7,358,839	8,338,712	24,392,235	9,777,096	3,102,189	1,664,724	0.1	3.7	2.2	5.2	7.7	12.6	9.2	10.4	30.5	12.2	3.9	2.1	31
29,007	17,802	33,513	9,446	2,299	934	4.3	39.2	11.8	14.6	11.5	6.7	3.7	2.3	4.3	1.2	0.3	0.1	32
32,846	21,577	42,857	12,605	3,061	1,163	...	16.0	9.6	18.5	18.1	12.8	7.2	4.7	9.4	2.8	0.7	0.3	33
41,802	28,759	56,909	19,062	5,275	2,042	...	2.9	4.4	13.4	19.2	19.2	11.1	7.7	15.2	5.1	1.4	0.5	34
32,451	24,968	47,278	13,804	4,236	1,630	...	...	0.6	3.5	10.8	26.9	15.2	11.7	22.1	6.5	2.0	0.8	35
20,536	21,890	37,604	8,954	2,767	980	...	...	...	0.6	3.4	19.3	17.0	18.1	31.1	7.4	2.3	0.8	36
12,550	28,382	104,910	37,330	10,573	5,073	...	...	...	...	0.5	3.5	6.1	13.7	50.7	18.0	5.1	2.5	37
157,749	134,069	294,809	81,930	18,425	6,730	1.6	18.8	7.3	12.1	12.8	12.7	7.9	6.7	14.7	4.1	0.9	0.3	38
6,622,540	7,605,081	21,939,781	8,106,579	2,127,327	993,518	0.1	4.0	2.4	5.4	7.8	12.9	9.4	10.8	31.2	11.5	3.0	1.4	39
376,476,565	435,884,896	1,214,979,537	417,285,335	96,394,702	42,841,544	0.1	2.7	1.8	4.9	7.5	13.7	10.1	11.7	32.6	11.2	2.6	1.1	40
76,313	73,232	162,880	45,349	7,628	2,184	0.9	15.2	6.1	10.5	11.4	13.9	8.7	8.4	18.7	5.2	0.9	0.3	41
153,357,293	193,187,061	581,670,307	212,270,987	48,349,955	18,880,756	0.1	2.4	1.6	4.4	6.2	12.5	9.2	11.7	35.1	12.8	2.9	1.1	42
4,703,656	4,465,646	14,355,581	9,138,528	5,607,102	8,957,537	0.1	2.3	1.9	5.0	7.6	9.8	7.3	6.9	22.3	14.2	8.7	13.9	43
92,654	86,080	211,898	81,735	29,757	20,463	0.5	6.8	3.7	9.6	11.8	15.1	9.3	8.7	21.3	8.2	3.0	2.1	44
2,170,445	2,155,993	6,582,876	3,670,768	2,047,428	2,636,722	(Z)	1.8	1.4	4.9	7.6	11.5	8.2	8.1	24.8	13.9	7.7	10.0	45
5,455,817	5,370,639	15,540,006	7,782,281	3,935,382	5,141,107	0.1	1.9	1.5	5.3	8.2	12.5	8.9	8.8	25.3	12.7	6.4	8.4	46
13,108	12,902	34,180	13,422	4,487	2,404	0.9	10.4	4.3	10.1	10.5	13.1	8.2	8.1	21.5	8.4	2.8	1.5	47
728,929	757,994	2,727,547	1,902,320	1,219,635	1,378,788	0.1	3.0	1.9	5.4	6.5	9.4	6.2	6.4	23.1	16.1	10.3	11.7	48
302	286	1,232	1,119	566	389	0.4	3.5	2.8	5.4	8.1	4.9	5.8	5.5	23.7	21.5	10.9	7.5	49
3,304	3,520	20,517	30,766	24,049	30,807	(Z)	0.8	1.2	1.9	3.2	2.2	2.7	2.8	16.5	24.7	19.3	24.7	50
5,506	7,965	37,768	65,407	46,431	66,093	(Z)	0.4	0.8	1.7	3.0	2.0	2.2	3.2	15.2	26.3	18.7	26.6	51
40	66	236	188	80	53	...	3.5	2.4	5.9	8.4	1.8	4.7	7.8	27.8	22.1	9.4	6.2	52
975	1,445	7,295	9,965	7,359	5,309	...	0.4	0.8	2.9	4.5	0.2	2.7	4.1	20.6	28.1	20.7	15.0	53
64,105	50,619	110,908	28,445	6,337	4,193	0.5	10.7	6.5	12.6	15.3	14.2	9.7	7.7	16.9	4.3	1.0	0.6	54
1,476,000	1,300,338	3,575,061	1,308,522	466,326	665,212	0.1	3.3	3.0	7.5	11.7	12.9	10.3	9.1	25.0	9.2	3.3	4.7	55
2,442,702	2,154,619	5,846,257	2,046,894	691,536	877,154	0.1	2.9	2.7	7.3	11.6	13.2	10.8	9.5	25.8	9.0	3.1	3.9	56
6,793	5,656	12,637	3,400	715	377	0.7	16.1	7.7	13.3	13.8	11.7	8.4	7.0	15.7	4.2	0.9	0.5	57
155,615	156,126	434,103	170,080	73,171	59,003	0.2	6.2	4.4	9.8	11.9	11.1	8.4	8.4	23.3	9.1	3.9	3.2	58
19,498	13,560	32,123	11,340	2,826	1,102	0.7	14.8	10.3	15.2	16.3	11.2	7.6	5.3	12.6	4.4	1.1	0.4	59
270,101	218,465	632,777	324,592	131,131	90,500	0.3	5.9	5.7	10.3	13.6	11.1	8.6	7.0	20.2	10.4	4.2	2.9	60
334,514	275,108	817,064	427,954	179,749	127,843	0.2	5.2	5.2	9.5	13.0	10.9	8.7	7.1	21.2	11.1	4.7	3.3	61
1,376	1,005	2,371	834	198	63	0.7	18.2	10.4	14.6	15.1	10.4	7.2	5.3	12.4	4.4	1.0	0.3	62
17,685	17,085	47,400	23,492	12,188	5,109	0.3	8.0	6.5	9.8	12.4	10.0	7.6	7.3	20.4	10.1	5.2	2.2	63
167	156	264	147	44	62	1.5	19.5	8.4	11.1	8.9	8.1	8.5	7.9	13.4	7.4	2.2	3.1	64
2,390	2,567	6,159	5,028	2,801	6,602	0.2	7.4	4.6	6.3	5.1	6.1	6.6	7.1	16.9	13.8	7.7	18.2	65
5,190	4,298	10,884	8,655	4,223	8,245	0.1	6.9	5.4	7.3	6.9	7.6	8.2	6.8	17.3	13.7	6.7	13.1	66
55	30	66	30	7	8	2.3	17.2	11.5	13.8	4.6	5.7	12.6	6.9	15.1	6.9	1.6	1.8	67
1,365	630	2,502	1,685	1,303	826	0.2	6.3	7.9	8.7	2.9	8.6	10.7	5.0	19.7	13.2	10.2	6.5	68

Table 6.–FARMS AND FARM CHARACTERISTICS BY SIZE

[Data for conterminous United States are based on

	Item (For definitions and explanations, see text)	Total all farms	Size of farm: Under 10 acres	10 to 49 acres	50 to 69 acres	70 to 99 acres	100 to 139 acres	140 to 179 acres
	SPECIFIED CROPS HARVESTED—Continued							
	Hay crops[23]—Continued							
1	Oats, wheat, barley, rye, or other small grains cut for hay.....farms reporting...	219,530	1,262	28,074	14,814	22,433	24,000	21,719
2	acres...	3,605,713	2,935	114,193	76,879	147,860	191,206	219,256
3	tons...	3,720,146	3,821	135,571	89,689	178,593	237,817	264,270
4	Sales.....farms reporting...	11,483	140	2,218	724	1,197	1,110	1,003
5	tons...	318,970	770	21,869	7,839	18,492	22,592	22,045
6	Wild hay cut.....farms reporting...	191,120	425	5,888	3,284	9,138	11,194	18,407
7	acres...	10,469,688	1,320	42,055	31,495	93,240	126,950	250,840
8	tons...	8,677,300	1,865	49,833	38,261	114,133	157,515	288,096
9	Sales.....farms reporting...	22,140	70	1,251	540	1,305	1,256	2,065
10	tons...	855,763	505	11,250	5,950	19,745	18,475	44,524
11	Other hay cut.....farms reporting...	253,650	1,855	32,495	17,104	25,803	30,581	28,009
12	acres...	4,958,401	5,205	180,653	139,766	254,140	378,133	401,463
13	tons...	6,027,333	6,630	199,846	153,588	287,045	455,411	505,820
14	Sales.....farms reporting...	24,523	265	4,360	1,939	2,609	2,809	2,409
15	tons...	565,065	1,350	34,831	22,366	30,937	43,807	52,430
16	Grass silage made from grasses, alfalfa, clover, or small grains.....farms reporting...	74,724	60	1,499	1,578	4,615	9,632	12,395
17	acres...	1,358,266	170	11,975	16,024	49,964	116,733	173,330
18	tons, green weight...	8,792,415	949	78,949	113,824	361,597	798,294	1,145,632
19	Irish potatoes harvested for home use or for sale.....farms reporting...	693,213	32,668	170,002	64,512	92,238	88,160	70,558
20	acres[24].	1,226,861	2,654	34,763	27,930	60,613	100,623	112,252
21	bushels...	377,757,482	667,627	8,473,315	7,202,135	18,126,247	31,742,988	35,244,711
22	Vegetables harvested for sale.....farms reporting...	189,463	10,357	50,901	17,822	22,643	22,211	16,405
23	Sales.....dollars...	758,789,857	7,761,576	64,744,240	28,836,674	41,689,411	47,983,775	46,060,050
24	Land in bearing and nonbearing fruit orchards, groves, vineyards, and planted nut trees[25].....farms reporting...	332,382	32,822	89,796	26,276	35,132	34,448	26,417
25	acres...	4,185,407	83,437	734,695	275,334	344,116	360,769	278,672

Z Less than 0.05 percent.
[1]Does not include data for Hawaii.
[2]Data are for 17 States.
[3]Data include cropland for future harvest, crop failure, and other cropland for Hawaii; and cropland failure and other cropland for Alaska.
[4]Does not include data for Alaska.
[5]Data are for 19 States (17 Western States, Louisiana, and Hawaii).
[6]Data are for 16 Southern States.
[7]Data for Alaska and Hawaii not included.
[8]Data for 6 States only: New York, Pennsylvania, Ohio, Michigan, Minnesota, and Wisconsin.
[9]Data are for 39 States. These 39 States accounted for 99.1 percent of the total acreage of corn harvested for all purposes in 1959.
[10]Data are for 26 States. These 26 States accounted for 83.9 percent of the total acreage of wheat harvested in 1959.
[11]Data are for 23 States. These 23 States accounted for 79.4 percent of the total acreage of Irish potatoes harvested in 1959.
[12]Data are for 9 States. These 9 States accounted for 73.4 percent of the total acreage of sugar beets harvested in 1959.
[13]Data are for 6 States. These 6 States accounted for 75.3 percent of the total acreage of tobacco harvested in 1959.
[14]Data are for 14 States. These 14 States accounted for 86.2 percent of the total acreage of soybeans harvested in 1959.
[15]Data are for 7 States. These 7 States accounted for 22.6 percent of the total acreage of barley harvested in 1959.
[16]Data are for 12 States. These 12 States accounted for 93.4 percent of the total acreage of cotton harvested in 1959.
[17]Data are for 4 States (Arizona, Kansas, New Mexico, and Texas). These 4 States accounted for 71.4 percent of the total acreage of sorghums harvested in 1959.
[18]Data are for 5 States (Maine, Nebraska, New Hampshire, Rhode Island, and Vermont). These 5 States accounted for 5 percent of the total acreage of oats harvested for grain in 1959.
[19]The crops included in "All other crops" vary by States. See text.
[20]Data do not include mules in Hawaii.
[21]Data are for 11 States.
[22]Includes milk equivalent of cream and butterfat sold.
[23]Data are for each kind of hay in States for which a separate inquiry was carried on the questionnaire, data included with "Other hay cut" where there was no separate inquiry.
[24]Does not include acreage for farms with less than 20 bushels harvested.
[25]Does not include data for farms with less than 20 trees and grapevines, nor data for Alaska and Hawaii.

OF FARM, FOR THE UNITED STATES: 1959—Continued

reports for only a sample of farms. See text]

Size of farm—Continued						Percent distribution by size of farm (all farms = 100%)												
180 to 219 acres	220 to 259 acres	260 to 499 acres	500 to 999 acres	1,000 to 1,999 acres	2,000 acres and over	Under 10 acres	10 to 49 acres	50 to 69 acres	70 to 99 acres	100 to 139 acres	140 to 179 acres	180 to 219 acres	220 to 259 acres	260 to 499 acres	500 to 999 acres	1,000 to 1,999 acres	2,000 acres and over	
14,474	11,442	36,248	23,420	12,361	9,283	0.6	12.8	6.7	10.2	10.9	9.9	6.6	5.2	16.5	10.7	5.6	4.2	1
158,969	150,015	684,406	710,747	520,027	629,220	0.1	3.2	2.1	4.1	5.3	6.1	4.4	4.2	19.0	19.7	14.4	17.5	2
191,989	188,462	740,012	618,462	453,203	618,257	0.1	3.6	2.4	4.8	6.4	7.1	5.2	5.1	19.9	16.6	12.2	16.6	3
610	516	1,886	1,185	532	362	1.2	19.3	6.3	10.4	9.7	8.7	5.3	4.5	16.4	10.3	4.6	3.2	4
10,301	13,544	72,508	46,344	39,779	42,887	0.2	6.9	2.5	5.8	7.1	6.9	3.2	4.2	22.7	14.5	12.5	13.4	5
11,051	12,743	50,347	37,904	17,580	13,159	0.2	3.1	1.7	4.8	5.9	9.6	5.8	6.7	26.3	19.8	9.2	6.9	6
171,660	225,174	1,384,715	2,107,440	1,849,913	4,184,886	(Z)	0.4	0.3	0.9	1.2	2.4	1.6	2.2	13.2	20.1	17.7	40.0	7
202,964	251,463	1,340,918	1,736,975	1,343,788	3,151,489	(Z)	0.6	0.4	1.3	1.8	3.3	2.3	2.9	15.5	20.0	15.5	36.3	8
1,150	1,516	6,340	4,213	1,589	845	0.3	5.7	2.4	5.9	5.7	9.3	5.2	6.8	28.6	19.0	7.2	3.8	9
22,585	32,845	183,571	212,272	142,297	161,744	0.1	1.3	0.7	2.3	2.2	5.2	2.6	3.8	21.5	24.8	16.6	18.9	10
17,881	14,801	44,535	23,787	10,034	6,765	0.7	12.8	6.7	10.2	12.1	11.0	7.0	5.8	17.6	9.4	4.0	2.7	11
299,559	271,087	1,042,424	809,173	509,741	667,057	0.1	3.6	2.8	5.1	7.6	8.1	6.0	5.5	21.0	16.3	10.3	13.5	12
378,309	341,988	1,330,212	982,921	613,561	772,002	0.1	3.3	2.5	4.8	7.6	8.4	6.3	5.7	22.1	16.3	10.2	12.8	13
1,602	1,208	3,999	2,100	796	427	1.1	17.8	7.9	10.6	11.5	9.8	6.5	4.9	16.3	8.6	3.2	1.7	14
36,033	25,772	122,266	86,100	58,943	50,230	0.2	6.2	4.0	5.5	7.8	9.3	6.4	4.6	21.6	15.2	10.4	8.9	15
9,874	8,447	19,854	5,277	1,034	459	0.1	2.0	2.1	6.2	12.9	16.6	13.2	11.3	26.6	7.1	1.4	0.6	16
151,228	138,487	426,646	171,492	55,686	46,531	(Z)	0.9	1.2	3.7	8.6	12.8	11.1	10.2	31.4	12.6	4.1	3.4	17
979,997	910,075	2,700,592	1,092,785	338,560	271,161	(Z)	0.9	1.3	4.1	9.1	13.0	11.1	10.4	30.7	12.4	3.9	3.1	18
42,950	31,250	69,950	22,215	5,999	2,711	4.7	24.5	9.3	13.3	12.7	10.2	6.2	4.5	10.1	3.2	0.9	0.4	19
83,444	78,268	254,878	242,206	122,795	106,435	0.2	2.8	2.3	4.9	8.2	9.1	6.8	6.4	20.8	19.7	10.0	8.7	20
26,337,057	25,008,700	83,169,036	68,946,340	37,889,518	34,949,808	0.2	2.2	1.9	4.8	8.4	9.3	7.0	6.6	22.0	18.3	10.0	9.3	21
11,297	8,104	19,215	6,965	2,313	1,230	5.5	26.9	9.4	12.0	11.7	8.7	6.0	4.3	10.1	3.7	1.2	0.6	22
35,652,249	33,387,338	104,043,067	113,863,853	86,285,731	148,481,893	1.0	8.5	3.8	5.5	6.3	6.1	4.7	4.4	13.7	15.0	11.4	19.6	23
16,892	12,766	32,876	15,364	5,773	3,820	9.9	27.0	7.9	10.6	10.4	7.9	5.1	3.8	9.9	4.6	1.7	1.1	24
208,880	169,766	538,109	458,183	309,223	424,223	2.0	17.6	6.6	8.2	8.6	6.7	5.0	4.1	12.9	10.9	7.4	10.1	25

Table 7.–NUMBER OF FARMS BY SIZE OF FARM, FOR THE UNITED

[Figures for

	Region and size group	Number of farms												
		1959	1954	1950	1945	1940	1935	1930	1925	1920	1910	1900	1890	1880
1	United States.....	3,710,503	NA	5,388,437	NA	6,102,417	NA	6,295,103	NA	6,453,991	6,366,044	5,739,657	NA	NA
2	Under 10 acres.....	244,328	NA	488,530	NA	509,347	NA	361,999	NA	291,506	NA	268,446	NA	NA
3	Under 3.....	79,083	NA	78,110	NA	37,022	NA	44,244	NA	[1]21,158	NA	41,882	NA	NA
4	3 to 9.....	165,245	NA	410,420	NA	472,325	NA	317,755	NA	[1]270,348	NA	226,564	NA	NA
5	10 to 49.....	813,216	NA	1,479,596	NA	1,782,061	NA	2,002,115	NA	[2]2,013,516	NA	1,664,797	NA	NA
6	50 to 69.....	258,195	NA	427,025	NA	[3]510,585	NA	1,375,198	NA	1,475,005	NA	1,366,167	NA	NA
7	70 to 99.....	399,795	NA	621,050	NA	780,743	NA		NA		NA		NA	NA
8	100 to 139.....	394,505	NA	579,244	NA	[4]688,479	NA	1,863,819	NA	[5]1,980,835	NA	1,912,432	NA	NA
9	140 to 179.....	378,003	NA	523,659	NA	621,578	NA		NA		NA		NA	NA
10	180 to 219.....	225,576	NA	275,049	NA	279,577	NA		NA		NA		NA	NA
11	220 to 259.....	188,899	NA	212,344	NA	206,759	NA		NA	NA	NA		NA	NA
12	260 to 499.....	471,547	NA	478,170	NA	[6]459,003	NA	[7]451,584	NA	475,725	NA	[8]378,129	NA	NA
13	500 to 999.....	200,012	NA	182,297	NA	163,711	NA	159,723	NA	149,859	NA	102,526	NA	NA
14	1,000 or more acres...	136,427	NA	121,473	NA	100,574	NA	80,665	NA	67,545	NA	47,160	NA	NA
15	Conterminous United States..	3,703,894	4,782,416	5,382,162	5,859,169	6,096,799	6,812,350	6,288,648	6,371,640	6,448,343	6,361,502	5,737,372	4,564,641	4,008,907
16	Under 10 acres.....	240,733	484,291	484,914	594,561	506,402	570,831	358,504	378,535	288,772	335,043	267,229	150,194	139,241
17	Under 3.....	77,562	99,896	76,606	98,966	35,977	35,573	43,007	15,151	20,350	18,033	41,385	NA	4,352
18	3 to 9.....	163,171	384,395	408,308	495,595	470,425	535,258	315,497	363,384	268,422	317,010	225,844	NA	134,889
19	10 to 49.....	811,202	1,212,831	1,477,850	1,654,404	1,780,260	2,123,595	2,000,005	2,038,692	2,011,495	1,918,499	1,664,137	1,168,327	1,036,323
20	50 to 69.....	258,043	346,323	426,887	472,415	510,305	581,352	1,374,965	1,421,078	1,474,745	1,438,069	1,366,038	1,121,485	1,032,810
21	70 to 99.....	399,642	517,740	620,914	684,905	780,743	862,655							
22	100 to 139.....	394,395	491,458	579,111	633,851	688,163	754,076	1,863,520	1,887,194	1,980,430	2,050,477	1,912,331	2,008,694	1,695,983
23	140 to 179.....	377,846	461,651	523,451	565,958	621,578	683,941							
24	180 to 219.....	225,519	257,189	275,009	282,839	279,577	294,309							
25	220 to 259.....	188,854	206,509	212,316	210,376	206,759	212,238							
26	260 to 499.....	471,396	482,246	478,084	473,184	458,787	473,239	451,338	438,961	475,677	443,984	377,951		
27	500 to 999.....	199,965	191,697	182,264	173,777	163,694	167,452	159,696	143,852	149,819	125,295	102,526	84,395	75,972
28	1,000 or more acres...	136,299	130,481	121,362	112,899	100,531	88,662	80,620	63,328	67,405	50,135	47,160	31,546	28,578
29	The North.....	1,715,441	2,043,092	2,268,066	2,483,578	2,579,959	2,819,468	2,561,785	2,741,243	2,763,406	2,890,618	2,874,073	2,582,391	2,394,107
30	Under 10 acres.....	66,650	133,921	151,818	187,286	171,559	192,489	116,907	136,388	115,316	142,522	122,077	74,694	75,882
31	Under 3.....	23,648	38,003	31,355	22,577	11,727	10,609	14,653	4,225	8,349	8,746	21,970	NA	2,135
32	3 to 9.....	43,002	95,918	120,463	164,709	159,832	181,880	102,254	132,163	106,967	133,776	100,107	NA	73,747
33	10 to 49.....	221,963	289,132	349,799	414,937	436,907	505,754	399,732	483,855	464,572	534,852	588,091	515,745	527,449
34	50 to 69.....	84,409	106,442	128,524	144,231	161,496	188,411	569,752	646,008	664,694	699,417	754,621	722,299	712,328
35	70 to 99.....	187,431	237,276	285,800	326,338	383,654	424,723							
36	100 to 139.....	202,833	253,506	299,249	329,725	360,565	397,588	1,097,988	1,129,299	1,160,219	1,176,201	1,131,582	1,237,728	1,054,730
37	140 to 179.....	235,802	289,315	324,958	349,297	380,162	411,687							
38	180 to 219.....	140,784	160,186	168,896	174,278	166,675	176,811							
39	220 to 259.....	128,029	138,351	140,555	141,779	135,394	139,115							
40	260 to 499.....	299,495	298,360	291,322	293,327	276,044	282,097	276,318	260,809	267,713	258,628	219,291		
41	500 to 999.....	103,441	96,239	90,556	88,410	78,202	75,955	77,384	66,269	69,125	64,313	45,795	26,724	19,764
42	1,000 or more acres...	44,604	40,364	36,589	33,970	29,301	24,838	23,704	18,615	21,767	14,685	12,616	5,201	3,954
43	The South.....	1,645,949	2,316,607	2,652,423	2,881,135	3,007,170	3,421,923	3,223,816	3,131,418	3,206,664	3,097,547	2,620,391	1,836,372	1,531,077
44	Under 10 acres.....	127,584	270,788	251,195	311,541	253,427	288,075	172,162	184,321	133,771	160,158	125,500	70,056	59,680
45	Under 3.....	38,990	41,920	27,010	56,245	13,263	11,806	10,532	3,347	6,005	2,928	12,972	NA	2,015
46	3 to 9.....	88,594	228,868	224,185	255,296	240,164	276,269	161,630	180,974	127,766	157,230	112,528	NA	57,665
47	10 to 49.....	500,413	811,354	996,217	1,097,266	1,191,952	1,446,574	1,457,761	1,407,782	1,425,746	1,296,363	1,024,036	629,909	494,819
48	50 to 69.....	156,827	219,814	275,444	305,169	325,026	367,690	742,170	713,032	750,771	694,737	583,047	384,386	310,310
49	70 to 99.....	187,255	248,907	299,274	321,119	356,691	393,867							
50	100 to 139.....	172,101	215,839	255,939	279,931	302,406	329,811	675,242	661,713	713,191	749,093	694,923	683,294	593,982
51	140 to 179.....	121,255	147,947	171,108	185,754	205,204	227,129							
52	180 to 219.....	74,432	85,832	94,253	96,683	100,449	104,392							
53	220 to 259.....	51,969	58,630	61,602	58,384	60,537	61,236							
54	260 to 499.....	141,418	150,499	150,228	140,920	137,220	134,210	119,473	112,735	124,619	135,063	127,899		
55	500 to 999.....	69,955	66,291	60,861	53,261	47,737	44,769	37,401	34,216	38,231	41,183	42,015	48,402	50,909
56	1,000 or more acres...	42,740	40,706	36,302	31,107	26,521	24,170	19,607	17,619	20,335	20,950	22,971	20,325	21,377
57	The West.....	349,113	NA	467,948	NA	515,288	NA	509,502	NA	483,921	377,879	245,193	NA	NA
58	Under 10 acres.....	50,094	NA	85,517	NA	84,361	NA	72,930	NA	42,419	NA	20,869	NA	NA
59	Under 3.....	16,445	NA	19,745	NA	12,032	NA	19,059	NA	[1]6,804	NA	6,940	NA	NA
60	3 to 9.....	33,649	NA	65,772	NA	72,329	NA	53,871	NA	[1]35,615	NA	13,929	NA	NA
61	10 to 49.....	90,840	NA	133,580	NA	153,202	NA	144,622	NA	[2]123,198	NA	52,670	NA	NA
62	50 to 69.....	16,959	NA	23,057	NA	[3]24,063	NA	63,276	NA	59,540	NA	28,499	NA	NA
63	70 to 99.....	25,109	NA	35,976	NA	40,398	NA		NA		NA		NA	NA
64	100 to 139.....	19,571	NA	24,056	NA	[4]25,508	NA	90,589	NA	[5]107,425	NA	85,927	NA	NA
65	140 to 179.....	20,946	NA	27,593	NA	36,212	NA		NA		NA		NA	NA
66	180 to 219.....	10,360	NA	11,900	NA	12,453	NA		NA		NA		NA	NA
67	220 to 259.....	8,901	NA	10,187	NA	10,828	NA		NA		NA		NA	NA
68	260 to 499.....	30,634	NA	36,620	NA	[6]45,739	NA	[7]55,793	NA	83,393	NA	[8]30,939	NA	NA
69	500 to 999.....	26,616	NA	30,880	NA	37,772	NA	44,938	NA	42,503	NA	14,716	NA	NA
70	1,000 or more acres...	49,083	NA	48,582	NA	44,752	NA	37,354	NA	25,443	NA	11,573	NA	NA
71	Conterminous area.....	342,504	422,717	461,673	494,456	509,670	570,959	503,047	498,979	478,273	373,337	242,908	145,878	83,723
72	Under 10 acres.....	46,499	79,582	81,901	95,734	81,416	90,267	69,435	57,826	39,685	32,363	19,652	5,444	3,679
73	Under 3.....	14,924	19,973	18,241	20,144	10,987	13,158	17,822	7,579	5,996	6,359	6,443	NA	202
74	3 to 9.....	31,575	59,609	63,660	75,590	70,429	77,109	51,613	50,247	33,689	26,004	13,209	NA	3,477
75	10 to 49.....	88,826	112,345	131,834	142,201	151,401	171,267	142,512	147,055	121,177	87,284	52,010	22,673	14,055
76	50 to 69.....	16,807	20,067	22,919	23,015	23,783	25,251	63,043	62,038	59,280	43,915	28,370	14,800	10,172
77	70 to 99.....	24,956	31,557	35,840	37,448	40,398	44,065							
78	100 to 139.....	19,461	22,113	23,923	24,195	25,192	26,677	90,290	96,182	107,020	125,183	85,826	87,672	47,271
79	140 to 179.....	20,789	24,389	27,385	30,907	36,212	45,125							
80	180 to 219.....	10,303	11,171	11,860	11,878	12,453	13,106							
81	220 to 259.....	8,856	9,528	10,159	10,213	10,828	11,887							
82	260 to 499.....	30,483	33,387	36,534	38,937	45,523	56,932	55,547	65,417	83,345	50,293	30,761		
83	500 to 999.....	26,569	29,167	30,847	32,106	37,755	46,728	44,911	43,367	42,463	19,799	14,716	9,269	5,299
84	1,000 or more acres...	48,955	49,411	48,471	47,822	44,709	39,654	37,309	27,094	25,303	14,500	11,573	6,020	3,247

NA Not available. [1]Data for Alaska not included. [2]Includes 62 farms for Alaska in the under 50 acres size group. [3]Includes 117 farms in Alaska and 163 farms in Hawaii in the 50 to 99 acres size group. [4]Includes 216 farms in Alaska and 100 farms in Hawaii in the 100 to 259 acres size group. [5]Includes 276 farms in Alaska in the 100 to 499 acres size group and 129 farms in Hawaii in the 100 to 259 acres size group. [6]Includes 171 farms in Hawaii in the 260 or more acres size group. [7]Includes 175 farms in Hawaii in the 260 or more acres size group. [8]Includes 178 farms in Hawaii in the 260 or more acres size group.

STATES, THE NORTH, THE SOUTH, AND THE WEST: 1880 TO 1959

States in Table 13]

Increase or decrease (-)													Percent distribution								
Number				Percent																	
1954 to 1959	1950 to 1954	1945 to 1950	1940 to 1945	1954 to 1959	1950 to 1954	1945 to 1950	1940 to 1945	1935 to 1940	1930 to 1935	1925 to 1930	1920 to 1925	1910 to 1920	1959	1954	1950	1945	1940	1935	1930	1925	
NA	NA	NA	NA	NA	NA	NA	NA	NA	NA	NA	NA	NA	100.0	NA	100.0	NA	100.0	NA	100.0	NA	1
NA	NA	NA	NA	NA	NA	NA	NA	NA	NA	NA	NA	NA	6.6	NA	9.1	NA	8.3	NA	5.8	NA	2
NA	NA	NA	NA	NA	NA	NA	NA	NA	NA	NA	NA	NA	2.1	NA	1.4	NA	0.6	NA	0.7	NA	3
NA	NA	NA	NA	NA	NA	NA	NA	NA	NA	NA	NA	NA	4.5	NA	7.6	NA	7.7	NA	5.0	NA	4
NA	NA	NA	NA	NA	NA	NA	NA	NA	NA	NA	NA	NA	21.9	NA	27.5	NA	29.2	NA	31.8	NA	5
NA	NA	NA	NA	NA	NA	NA	NA	NA	NA	NA	NA	NA	7.0	NA	7.9	NA	[3]8.4	NA	21.8	NA	6
NA	NA	NA	NA	NA	NA	NA	NA	NA	NA	NA	NA	NA	10.8	NA	11.5	NA	12.8	NA		NA	7
NA	NA	NA	NA	NA	NA	NA	NA	NA	NA	NA	NA	NA	10.6	NA	10.7	NA	[4]11.3	NA	29.6	NA	8
NA	NA	NA	NA	NA	NA	NA	NA	NA	NA	NA	NA	NA	10.2	NA	9.7	NA	10.2	NA		NA	9
NA	NA	NA	NA	NA	NA	NA	NA	NA	NA	NA	NA	NA	6.1	NA	5.1	NA	4.6	NA		NA	10
NA	NA	NA	NA	NA	NA	NA	NA	NA	NA	NA	NA	NA	5.1	NA	3.9	NA	3.4	NA		NA	11
NA	NA	NA	NA	NA	NA	NA	NA	NA	NA	NA	NA	NA	12.7	NA	8.9	NA	[6]7.5	NA	[7]7.2	NA	12
NA	NA	NA	NA	NA	NA	NA	NA	NA	NA	NA	NA	NA	5.4	NA	3.4	NA	2.7	NA	2.5	NA	13
NA	NA	NA	NA	NA	NA	NA	NA	NA	NA	NA	NA	NA	3.7	NA	2.3	NA	1.6	NA	1.3	NA	14
-1,078,522	-599,746	-477,007	-237,630	-22.6	-11.1	-8.1	-3.9	-10.5	8.3	-1.3	-1.2	1.4	100.0	100.0	100.0	100.0	100.0	100.0	100.0	100.0	15
-243,558	-623	-109,647	88,159	-50.3	-0.1	-18.4	17.4	-11.3	59.2	-5.3	31.1	-13.8	6.5	10.1	9.0	10.1	8.3	8.4	5.7	5.9	16
-22,334	23,290	-22,360	62,989	-22.4	30.4	-22.6	175.1	1.1	-17.3	183.9	-25.5	12.8	2.1	2.1	1.4	1.7	0.6	0.5	0.7	0.2	17
-221,224	-23,913	-87,287	25,170	-57.6	-5.9	-17.6	5.4	-12.1	69.7	-13.2	35.4	-15.3	4.4	8.0	7.6	8.5	7.7	7.9	5.0	5.7	18
-401,629	-265,019	-176,554	-125,856	-33.1	-17.9	-10.7	-7.1	-16.2	6.2	-1.9	1.4	4.8	21.9	25.4	27.5	28.2	29.2	31.2	31.8	32.0	19
-88,280	-80,564	-45,528	-37,890	-25.5	-18.9	-9.6	-7.4	-12.2	5.0	-3.2	-3.6	2.6	7.0	7.2	7.9	8.1	8.4	8.5	21.9	22.3	20
-118,098	-103,174	-63,991	-95,838	-22.8	-16.6	-9.3	-12.3	-9.5					10.8	10.8	11.5	11.7	12.8	12.7			21
-97,063	-87,653	-54,740	-54,312	-19.8	-15.1	-8.6	-7.9	-8.7	4.3	-1.3	-4.7	-3.4	10.6	10.3	10.8	10.8	11.3	11.1	29.6	29.6	22
-83,805	-61,800	-42,507	-55,620	-18.2	-11.8	-7.5	-8.9	-9.1					10.2	9.7	9.7	9.7	10.2	10.0			23
-31,670	-17,820	-7,830	3,262	-12.3	-6.5	-2.8	1.2	-5.0					6.1	5.4	5.1	4.8	4.6	4.3			24
-17,655	-5,807	1,940	3,617	-8.5	-2.7	0.9	1.7	-2.6					5.1	4.3	3.9	3.6	3.4	3.1			25
-10,850	4,162	4,900	14,397	-2.2	0.9	1.0	3.1	-3.1	4.9	2.8	-7.7	7.1	12.7	10.1	8.9	8.1	7.5	6.9	7.2	6.9	26
8,268	9,433	8,487	10,083	4.3	5.2	4.9	6.2	-2.2	4.9	11.0	-4.0	19.6	5.4	4.0	3.4	3.0	2.7	2.5	2.5	2.3	27
5,818	9,119	8,463	12,368	4.5	7.5	7.5	12.3	13.4	10.0	27.3	-6.0	34.4	3.7	2.7	2.3	1.9	1.6	1.3	1.3	1.0	28
-327,651	-224,974	-215,512	-96,381	-16.0	-9.9	-8.7	-3.7	-8.5	10.1	-6.5	-0.8	-4.4	100.0	100.0	100.0	100.0	100.0	100.0	100.0	100.0	29
-67,271	-17,897	-35,468	15,727	-50.2	-11.8	-18.9	9.2	-10.9	64.7	-14.3	18.3	-19.1	3.9	6.6	6.7	7.5	6.6	6.8	4.6	5.0	30
-14,355	6,648	8,778	10,850	-37.8	21.2	38.9	92.5	10.5	-27.6	246.8	-49.4	-4.5	1.4	1.9	1.4	0.9	0.5	0.4	0.6	0.2	31
-52,916	-24,545	-44,246	4,877	-55.2	-20.4	-26.9	3.1	-12.1	77.9	-22.6	23.6	-20.0	2.5	4.7	5.3	6.6	6.2	6.5	4.0	4.8	32
-67,169	-60,667	-65,138	-21,970	-23.2	-17.3	-15.7	-5.0	-13.6	26.5	-17.4	4.2	-13.1	12.9	14.2	15.4	16.7	16.9	17.9	15.6	17.7	33
-22,033	-22,082	-15,707	-17,265	-20.7	-17.2	-10.9	-10.7	-14.3	7.6	-11.8	-2.8	-5.0	4.9	5.2	5.7	5.8	6.3	6.7	22.2	23.6	34
-49,845	-48,524	-40,538	-57,316	-21.0	-17.0	-12.4	-14.9	-9.7					10.9	11.6	12.6	13.1	14.9	15.1			35
-50,673	-45,743	-30,476	-30,840	-20.0	-15.3	-9.2	-8.6	-9.3	2.5	-2.8	-2.7	-1.4	11.8	12.4	13.2	13.3	14.0	14.1	42.9	41.2	36
-53,513	-35,643	-24,339	-30,865	-18.5	-11.0	-7.0	-8.1	-7.7					13.7	14.2	14.3	14.1	14.7	14.6			37
-19,402	-8,710	-5,382	7,603	-12.1	-5.2	-3.1	4.6	-5.7					8.2	7.8	7.4	7.0	6.5	6.3			38
-10,322	-2,204	-1,224	6,385	-7.5	-1.6	-0.9	4.7	-2.7					7.5	6.8	6.2	5.7	5.2	4.9			39
1,135	7,038	-2,005	17,283	0.4	2.4	-0.7	6.3	-2.1	2.1	5.9	-2.6	3.5	17.5	14.6	12.8	11.8	10.7	10.0	10.8	9.5	40
7,202	5,683	2,146	10,208	7.5	6.3	2.4	13.1	3.0	-1.8	16.8	-4.1	7.5	6.0	4.7	4.0	3.6	3.0	2.7	3.0	2.4	41
4,240	3,775	2,619	4,669	10.5	10.3	7.7	15.9	18.0	4.8	27.3	-14.5	48.2	2.6	2.0	1.6	1.4	1.1	0.9	0.9	0.7	42
-670,658	-335,816	-228,712	-126,035	-29.0	-12.7	-7.9	-4.2	-12.1	6.1	3.0	-2.3	3.5	100.0	100.0	100.0	100.0	100.0	100.0	100.0	100.0	43
-143,204	19,593	-60,346	58,114	-52.9	7.8	-19.4	22.9	-12.0	67.3	-6.6	37.8	-16.5	7.8	11.7	9.5	10.8	8.4	8.4	5.3	5.9	44
-2,930	14,910	-29,235	42,982	-7.0	55.2	52.0	324.1	12.3	12.1	214.7	-44.3	105.1	2.4	1.8	1.0	2.0	0.4	0.3	0.3	0.1	45
-140,274	4,683	-31,111	15,132	-61.3	2.1	-12.2	6.3	-13.1	70.9	-10.7	41.6	-18.7	5.4	9.9	8.5	8.9	8.0	8.1	5.0	5.8	46
-310,941	-184,863	-101,049	-94,686	-38.3	-18.6	-9.2	-7.9	-17.6	-0.8	3.6	-1.3	10.0	30.4	35.0	37.6	38.1	39.6	42.3	45.2	45.0	47
-62,987	-55,630	-29,725	-19,857	-28.7	-20.2	-9.7	-6.1	-11.6	2.6	4.1	5.0	8.1	9.5	9.5	10.4	10.6	10.8	10.7	23.0	22.8	48
-61,652	-50,367	-21,845	-35,572	-24.8	-16.8	-6.8	-10.0	-9.4					11.4	10.7	11.3	11.1	11.9	11.5			49
-43,738	-40,100	-23,992	-22,475	-20.3	-15.7	-8.6	-7.4	-8.3	7.0	2.0	-7.2	-4.8	10.5	9.3	9.6	9.7	10.1	9.6	20.9	21.1	50
-26,692	-23,161	-14,646	-19,450	-18.0	-13.5	-7.9	-9.5	-9.7					7.4	6.4	6.5	6.4	6.8	6.6			51
-11,400	-8,421	-2,430	-3,766	-13.3	-8.9	-2.5	-3.7	-3.8					4.5	3.7	3.6	3.4	3.3	3.1			52
-6,661	-2,972	3,218	-2,153	-11.4	-4.8	5.5	-3.6	-1.1					3.2	2.5	2.3	2.0	2.0	1.8			53
-9,081	271	9,308	3,700	-6.0	0.2	6.6	2.7	2.2	12.3	6.0	-9.5	-7.7	8.6	6.5	5.7	4.9	4.6	3.9	3.7	3.6	54
3,664	5,430	7,600	5,524	5.5	8.9	14.3	11.6	6.6	19.7	9.3	-10.5	-7.2	4.3	2.9	2.3	1.8	1.6	1.3	1.2	1.1	55
2,034	4,404	5,195	4,586	5.0	12.1	16.7	17.3	9.7	23.3	11.3	-13.4	-2.9	2.6	1.8	1.4	1.1	0.9	0.7	0.6	0.6	56
NA	NA	NA	NA	NA	NA	NA	NA	NA	NA	NA	NA	NA	100.0	NA	100.0	NA	100.0	NA	100.0	NA	57
NA	NA	NA	NA	NA	NA	NA	NA	NA	NA	NA	NA	NA	14.3	NA	18.3	NA	16.4	NA	14.3	NA	58
NA	NA	NA	NA	NA	NA	NA	NA	NA	NA	NA	NA	NA	4.7	NA	4.2	NA	2.3	NA	3.7	NA	59
NA	NA	NA	NA	NA	NA	NA	NA	NA	NA	NA	NA	NA	9.6	NA	14.1	NA	14.0	NA	10.6	NA	60
NA	NA	NA	NA	NA	NA	NA	NA	NA	NA	NA	NA	NA	26.0	NA	28.5	NA	29.7	NA	28.4	NA	61
NA	NA	NA	NA	NA	NA	NA	NA	NA	NA	NA	NA	NA	4.9	NA	4.9	NA	[3]4.7	NA	12.4	NA	62
NA	NA	NA	NA	NA	NA	NA	NA	NA	NA	NA	NA	NA	7.2	NA	7.7	NA	7.8	NA		NA	63
NA	NA	NA	NA	NA	NA	NA	NA	NA	NA	NA	NA	NA	5.6	NA	5.1	NA	[4]5.0	NA	17.8	NA	64
NA	NA	NA	NA	NA	NA	NA	NA	NA	NA	NA	NA	NA	6.0	NA	5.9	NA	7.0	NA		NA	65
NA	NA	NA	NA	NA	NA	NA	NA	NA	NA	NA	NA	NA	3.0	NA	2.5	NA	2.4	NA		NA	66
NA	NA	NA	NA	NA	NA	NA	NA	NA	NA	NA	NA	NA	2.5	NA	2.2	NA	2.1	NA		NA	67
NA	NA	NA	NA	NA	NA	NA	NA	NA	NA	NA	NA	NA	8.8	NA	7.8	NA	[6]8.9	NA	[7]11.0	NA	68
NA	NA	NA	NA	NA	NA	NA	NA	NA	NA	NA	NA	NA	7.6	NA	6.6	NA	7.3	NA	8.8	NA	69
NA	NA	NA	NA	NA	NA	NA	NA	NA	NA	NA	NA	NA	14.1	NA	10.4	NA	8.7	NA	7.3	NA	70
-80,213	-38,956	-32,783	-15,214	-19.0	-8.4	-6.6	-3.0	-10.7	13.5	0.8	4.3	28.1	100.0	100.0	100.0	100.0	100.0	100.0	100.0	100.0	71
-33,083	-2,319	-13,833	14,318	-41.6	-2.8	-14.4	17.6	-9.8	30.0	20.1	45.7	22.6	13.6	18.8	17.7	19.4	16.0	15.8	13.8	11.6	72
-5,049	1,732	-1,903	9,157	-25.3	9.5	-9.4	83.3	-16.5	-26.4	135.1	26.4	-5.7	4.4	4.7	4.0	4.1	2.2	2.3	3.5	1.5	73
-28,034	-4,051	-11,930	5,161	-47.0	-6.4	-15.8	7.3	-8.7	49.4	2.7	49.1	29.6	9.2	14.1	13.8	15.3	13.8	13.5	10.3	10.1	74
-23,519	-19,489	-10,367	-9,200	-20.9	-14.8	-7.3	-6.1	-11.6	20.2	-3.1	21.4	38.8	25.9	26.6	28.6	28.8	29.7	30.0	28.3	29.5	75
-3,260	-2,852	-96	-768	-16.2	-12.4	-0.4	-3.2	-5.8	10.0	1.6	4.7	35.0	4.9	4.7	5.0	4.7	4.7	4.4	12.5	12.4	76
-6,601	-4,283	-1,608	-2,950	-20.9	-12.0	-4.3	-7.3	-8.3					7.3	7.5	7.8	7.6	7.9	7.7			77
-2,652	-1,810	-272	-997	-12.0	-7.6	-1.1	-4.0	-5.6	7.2	-6.1	-10.1	-14.5	5.7	5.2	5.2	4.9	4.9	4.7	17.9	19.3	78
-3,600	-2,996	-3,522	-5,305	-14.8	-10.9	-11.4	-14.6	-19.8					6.1	5.8	5.9	6.3	7.1	7.9			79
-868	-689	-18	-575	-7.8	-5.8	-0.2	-4.6	-5.0					3.0	2.6	2.6	2.4	2.4	2.3			80
-672	-631	-54	-615	-7.1	-6.2	-0.5	-5.7	-8.9					2.6	2.3	2.2	2.1	2.1	2.1			81
-2,904	-3,147	-2,403	-6,586	-8.7	-8.6	-6.2	-14.5	-20.0	2.5	-15.1	-21.5	65.7	8.9	7.9	7.9	7.9	8.9	10.0	11.0	13.1	82
-2,598	-1,680	-1,259	-5,649	-8.9	-5.4	-3.9	-15.0	-19.2	4.0	3.6	2.1	114.5	7.8	6.9	6.7	6.5	7.4	8.2	8.9	8.7	83
-456	940	649	3,113	-0.9	1.9	1.4	7.0	12.7	6.3	37.7	7.1	74.5	14.3	11.7	10.5	9.7	8.8	6.9	7.4	5.4	84

Table 8.–ALL LAND IN FARMS BY SIZE OF FARM, FOR THE UNITED

[All 1950 data for conterminous United States are based on reports for

	Region and size group	All land in farms (acres)										
		1959	1954	1950	1945	1940	1935	1930	1925	1920	1910	1900
1	United States	1,123,507,574	NA	1,162,642,888	NA	1,065,113,774	NA	990,111,984	NA	958,676,612	881,431,469	841,201,546
2	Under 10 acres	1,052,591	NA	2,442,934	NA	2,679,405	NA	1,922,230	NA	NA	NA	1,481,899
3	Under 3	NA	NA	NA	NA	52,334	NA	63,210	NA	NA	NA	79,508
4	3 to 9	NA	NA	NA	NA	2,627,071	NA	1,859,020	NA	NA	NA	1,402,391
5	10 to 49	21,849,729	NA	39,371,712	NA	47,538,277	NA	54,084,787	NA	NA	NA	47,253,102
6	50 to 69	15,032,956	NA	24,750,064	NA	[1]29,486,163	NA	98,700,429	NA	NA	NA	98,600,285
7	70 to 99	32,916,702	NA	50,896,741	NA	63,850,159	NA		NA	NA	NA	
8	100 to 139	46,009,759	NA	67,566,077	NA	[2]79,466,207	NA		NA	NA	NA	
9	140 to 179	59,721,544	NA	82,424,864	NA	98,092,129	NA	290,524,899	NA	NA	NA	295,977,638
10	180 to 219	44,574,328	NA	54,555,153	NA	55,149,121	NA		NA	NA	NA	
11	220 to 259	44,929,391	NA	50,847,467	NA	49,139,505	NA		NA	NA	NA	
12	260 to 499	165,438,021	NA	168,944,294	NA	[3]161,994,663	NA	159,272,668	NA	NA	NA	129,686,228
13	500 to 999	137,351,430	NA	125,987,926	NA	111,945,662	NA	108,940,393	NA	NA	NA	67,878,349
14	1,000 or more acres	554,631,123	NA	494,855,656	NA	365,772,483	NA	276,666,578	NA	NA	NA	200,324,045
15	Conterminous United States	1,120,157,789	1,158,191,511	1,159,789,020	1,141,615,364	1,060,852,374	1,054,515,111	986,771,016	924,319,352	955,883,715	878,798,325	838,591,774
16	Under 10 acres	1,039,273	2,259,817	2,429,505	2,805,435	2,667,754	3,057,116	1,908,370	2,096,610	1,600,287		1,477,379
17	Under 3	NA	NA	NA	141,252	50,946	51,269	61,338	22,976	33,613	54,172,269	78,715
18	3 to 9	NA	NA	NA	2,664,183	2,616,808	3,005,897	1,847,032	2,073,634	1,566,674		1,398,664
19	10 to 49	21,808,266	31,869,099	39,335,719	43,938,031	47,498,761	55,962,734	54,040,975	54,464,558	55,552,942		47,239,588
20	50 to 69	15,024,236	20,116,328	24,735,748	27,209,068	29,466,532	33,504,778	98,684,750	101,906,246	105,630,796	103,120,868	98,591,699
21	70 to 99	32,904,470	42,608,213	50,891,949	55,996,749	63,850,159	70,511,292					
22	100 to 139	45,997,407	57,176,877	67,550,309	73,069,894	79,416,399	86,883,935					
23	140 to 179	59,696,611	72,943,495	82,392,069	89,304,959	98,092,129	107,920,643	290,478,257	292,180,549	307,243,856		295,962,374
24	180 to 219	44,562,981	50,784,272	54,547,308	55,799,959	55,149,121	58,037,216				470,769,654	
25	220 to 259	44,918,586	49,079,180	50,840,783	50,002,066	49,139,505	50,424,405					
26	260 to 499	165,388,676	168,367,649	166,583,952	164,647,588	159,568,522	164,268,435	156,521,810	151,731,222	164,244,399		129,672,462
27	500 to 999	137,319,140	131,504,827	125,981,122	118,835,657	111,934,589	114,243,581	108,924,022	97,467,774	100,975,916	83,653,487	67,864,116
28	1,000 or more acres	551,498,143	531,481,754	494,500,556	460,005,958	364,068,903	309,700,926	276,212,832	224,472,393	220,635,519	167,082,047	197,784,156
29	The North	421,439,668	434,476,967	441,225,732	447,715,207	435,088,277	441,952,525	425,709,428	414,182,467	432,271,951	413,483,256	382,758,563
30	Under 10 acres	274,117	571,725	711,357	911,754	879,767	1,004,126	603,183	737,701	624,214		656,040
31	Under 3	NA	NA	NA	32,444	16,682	14,838	21,656	7,015	13,583	16,358,019	41,315
32	3 to 9	NA	NA	NA	879,310	863,085	989,288	581,527	730,686	610,631		614,725
33	10 to 49	6,228,543	8,017,439	9,736,131	11,356,654	12,288,912	14,205,466	11,653,375	13,993,038	13,813,047		17,880,700
34	50 to 69	4,940,646	6,221,292	7,508,015	8,402,327	9,419,602	10,979,788	42,708,826	48,115,271	49,593,423	51,802,166	55,874,104
35	70 to 99	15,419,678	19,518,156	23,470,337	26,750,248	31,424,967	34,800,560					
36	100 to 139	23,781,411	29,677,775	35,225,870	38,411,301	41,958,430	46,226,341					
37	140 to 179	37,327,940	45,784,595	51,060,563	55,223,210	60,085,836	65,049,491	175,050,913	178,179,322	183,176,860		176,618,287
38	180 to 219	27,816,736	31,628,326	33,360,926	34,374,518	32,873,026	34,859,215				273,834,678	
39	220 to 259	30,445,099	32,871,814	33,649,000	33,691,560	32,172,141	33,050,265					
40	260 to 499	104,580,320	103,637,007	101,163,570	101,796,402	95,814,293	97,737,967	95,658,060	89,995,777	92,475,060		74,992,709
41	500 to 999	70,424,443	65,450,846	62,161,577	60,055,141	53,122,765	51,537,885	52,369,255	44,670,987	46,521,250	42,823,129	30,393,434
42	1,000 or more acres	100,200,735	91,097,992	83,178,386	76,742,092	65,048,538	52,501,421	47,665,816	38,490,371	46,068,097	28,665,264	26,343,289
43	The South	357,448,086	386,289,000	394,237,903	377,794,713	370,168,461	376,206,201	343,086,418	324,189,399	350,121,833	354,452,860	362,036,351
44	Under 10 acres	569,879	1,345,671	1,343,581	1,470,683	1,393,740	1,618,071	994,685	1,074,868	778,909		726,580
45	Under 3	NA	NA	NA	80,428	18,822	17,494	15,120	5,460	10,095	35,461,795	25,657
46	3 to 9	NA	NA	NA	1,390,255	1,374,918	1,600,577	979,565	1,069,408	768,814		700,923
47	10 to 49	13,408,237	21,128,607	26,405,188	29,177,564	31,535,018	37,628,103	38,859,184	36,868,080	38,610,371		28,027,283
48	50 to 69	9,107,369	12,728,534	15,907,937	17,474,140	18,668,413	21,064,884	51,375,610	49,290,171	51,741,379	48,112,027	40,615,007
49	70 to 99	15,449,738	20,520,877	24,522,661	26,207,533	29,149,624	32,146,768					
50	100 to 139	19,948,384	24,925,548	29,522,042	31,849,447	34,526,711	37,555,055					
51	140 to 179	19,087,325	23,301,151	27,005,521	29,190,105	32,268,496	35,711,088	100,714,097	98,358,708	106,501,197		105,239,178
52	180 to 219	14,713,955	16,949,545	18,823,959	19,079,699	19,816,109	20,590,059				158,972,641	
53	220 to 259	12,368,562	13,943,911	14,734,401	13,882,824	14,391,180	14,545,379					
54	260 to 499	49,809,227	52,660,967	52,203,688	48,786,451	47,304,831	46,060,963	40,793,860	38,455,445	42,495,436		43,585,878
55	500 to 999	47,792,170	45,110,938	41,652,175	35,827,199	31,938,086	29,831,055	24,762,209	22,550,757	24,973,414	27,064,496	27,183,312
56	1,000 or more acres	155,193,240	153,673,251	142,116,750	124,849,068	109,176,253	99,454,776	85,586,773	77,591,370	85,021,127	84,841,901	116,659,113
57	The West	344,619,820	NA	327,179,253	NA	259,857,036	NA	221,316,138	NA	176,282,828	113,495,353	96,406,632
58	Under 10 acres	208,595	NA	387,996	NA	405,898	NA	324,362	NA	NA	NA	99,279
59	Under 3	NA	NA	NA	NA	16,830	NA	26,434	NA	NA	NA	12,536
60	3 to 9	NA	NA	NA	NA	389,068	NA	297,928	NA	NA	NA	86,743
61	10 to 49	2,212,949	NA	3,230,393	NA	3,714,347	NA	3,572,228	NA	NA	NA	1,345,119
62	50 to 69	984,941	NA	1,334,112	NA	[1]1,398,148	NA	4,615,993	NA	NA	NA	2,111,174
63	70 to 99	2,047,286	NA	2,903,743	NA	3,275,568	NA		NA	NA	NA	
64	100 to 139	2,279,964	NA	2,818,165	NA	[2]2,981,066	NA		NA	NA	NA	
65	140 to 179	3,306,279	NA	4,358,780	NA	5,737,797	NA	14,759,889	NA	NA	NA	14,120,173
66	180 to 219	2,043,637	NA	2,370,268	NA	2,459,986	NA		NA	NA	NA	
67	220 to 259	2,115,730	NA	2,464,066	NA	2,576,184	NA		NA	NA	NA	
68	260 to 499	11,048,474	NA	15,577,036	NA	[3]18,875,539	NA	22,820,748	NA	NA	NA	11,107,641
69	500 to 999	19,134,817	NA	22,174,174	NA	26,884,811	NA	31,808,929	NA	NA	NA	10,301,603
70	1,000 or more acres	299,237,148	NA	269,560,520	NA	191,547,692	NA	143,413,989	NA	NA	NA	57,321,643
71	Conterminous area	341,270,035	337,425,544	324,325,385	316,105,444	255,595,636	236,356,385	217,975,170	185,947,486	173,489,931	110,862,209	93,796,860
72	Under 10 acres	195,277	342,421	374,567	422,998	394,247	434,969	310,502	284,041	197,164		94,759
73	Under 3	NA	NA	NA	28,380	15,442	18,937	24,562	10,501	9,935	2,352,455	11,743
74	3 to 9	NA	NA	NA	394,618	378,805	416,032	285,940	273,540	187,229		83,016
75	10 to 49	2,171,486	2,723,053	3,194,400	3,403,813	3,674,831	4,129,165	3,528,416	3,603,440	3,129,524		1,331,605
76	50 to 69	976,221	1,166,502	1,319,796	1,332,601	1,378,517	1,460,106	4,600,314	4,500,804	4,295,994	3,206,675	2,102,588
77	70 to 99	2,035,054	2,569,180	2,898,951	3,038,968	3,275,568	3,563,964					
78	100 to 139	2,267,612	2,573,554	2,802,397	2,809,146	2,931,258	3,102,539					
79	140 to 179	3,281,346	3,857,749	4,325,985	4,891,644	5,737,797	7,160,064	14,713,247	15,642,519	17,565,799	37,962,335	14,104,909
80	180 to 219	2,032,290	2,206,401	2,362,423	2,345,742	2,459,986	2,587,942					
81	220 to 259	2,104,925	2,263,455	2,457,382	2,427,682	2,576,184	2,828,761					
82	260 to 499	10,999,129	12,069,675	13,216,694	14,064,735	16,449,398	20,469,505	20,069,890	23,280,000	29,273,903		11,093,875
83	500 to 999	19,102,527	20,943,043	22,167,370	22,953,317	26,873,738	32,874,641	31,792,558	30,246,030	29,481,252	13,765,862	10,287,370
84	1,000 or more acres	296,104,168	286,710,511	269,205,420	258,414,798	189,844,112	157,744,729	142,960,243	108,390,652	89,546,295	53,574,882	54,781,754

NA Not available.
Z Less than 0.05 percent.
[1]Includes 8,403 acres in Alaska and 11,228 in Hawaii for 50 to 99 size group.
[2]Includes 33,754 acres in Alaska and 16,054 acres in Hawaii for 100 to 259 size group.
[3]Includes 2,411,100 acres for Hawaii in the 260 and over size group.

STATES, THE NORTH, THE SOUTH, AND THE WEST: 1900 TO 1959

only a sample of farms. See text. Figures for States in Table 15]

Percent increase or decrease (-)							Average acreage per farm									Percent distribution							
1954 to 1959	1950 to 1954	1945 to 1950	1940 to 1945	1935 to 1940	1930 to 1935	1925 to 1930	1959	1954	1950	1945	1940	1935	1930	1925	1920	1959	1954	1950	1945	1940	1935	1930	
NA	NA	NA	NA	NA	NA	NA	302.8	NA	215.8	NA	174.5	NA	157.3	NA	148.5	100.0	NA	100.0	NA	100.0	NA	100.0	1
NA	NA	NA	NA	NA	NA	NA	4.3	NA	5.0	NA	5.3	NA	5.3	NA	NA	0.1	NA	0.2	NA	0.3	NA	0.2	2
NA	NA	NA	NA	NA	NA	NA	NA	NA	NA	NA	1.4	NA	1.4	NA	NA	NA	NA	NA	NA	(Z)	NA	(Z)	3
NA	NA	NA	NA	NA	NA	NA	NA	NA	NA	NA	5.6	NA	5.9	NA	NA	NA	NA	NA	NA	0.2	NA	0.2	4
NA	NA	NA	NA	NA	NA	NA	26.9	NA	26.6	NA	26.7	NA	27.0	NA	NA	1.9	NA	3.4	NA	4.5	NA	5.5	5
NA	NA	NA	NA	NA	NA	NA	58.2	NA	58.0	NA	[1]57.7	NA	71.8	NA	NA	1.3	NA	2.1	NA	[1]2.8	NA	10.0	6
NA	NA	NA	NA	NA	NA	NA	82.3	NA	82.0	NA	81.8	NA		NA	NA	2.9	NA	4.4	NA	6.0	NA		7
NA	NA	NA	NA	NA	NA	NA	116.6	NA	116.6	NA	[2]115.4	NA	155.9	NA	NA	4.1	NA	5.8	NA	[2]7.5	NA	29.3	8
NA	NA	NA	NA	NA	NA	NA	158.0	NA	157.4	NA	157.8	NA		NA	NA	5.3	NA	7.1	NA	9.2	NA		9
NA	NA	NA	NA	NA	NA	NA	197.6	NA	198.3	NA	197.3	NA		NA	NA	4.0	NA	4.7	NA	5.2	NA		10
NA	NA	NA	NA	NA	NA	NA	237.8	NA	239.5	NA	237.7	NA		NA	NA	4.0	NA	4.4	NA	4.6	NA		11
NA	NA	NA	NA	NA	NA	NA	350.8	NA	353.3	NA	[3]352.9	NA	352.7	NA	NA	14.7	NA	14.5	NA	[3]15.2	NA	16.1	12
NA	NA	NA	NA	NA	NA	NA	686.7	NA	691.1	NA	683.8	NA	682.1	NA	NA	12.2	NA	10.8	NA	10.5	NA	11.0	13
NA	NA	NA	NA	NA	NA	NA	4,065.4	NA	4,073.8	NA	3,636.8	NA	3,429.8	NA	NA	49.4	NA	42.6	NA	34.3	NA	27.9	14
-3.3	-0.1	1.6	7.6	0.6	6.9	6.8	302.4	242.2	215.6	194.8	174.0	154.8	156.9	145.1	148.2	100.0	100.0	100.0	100.0	100.0	100.0	100.0	15
-54.0	-7.0	-13.4	5.2	-12.7	60.2	-9.0	4.3	4.7	5.1	4.7	5.3	5.4	5.3	5.5	5.5	0.1	0.2	0.2	0.2	0.2	0.3	0.2	16
NA	NA	NA	177.3	-0.6	-16.4	167.0	NA	NA	NA	1.4	1.4	1.4	1.4	1.5	1.7	NA	NA	NA	(Z)	(Z)	(Z)	(Z)	17
NA	NA	NA	1.8	-12.9	62.7	-10.9	NA	NA	NA	5.4	5.6	5.6	5.9	5.7	5.8	NA	NA	NA	0.2	0.2	0.3	0.2	18
-31.6	-19.0	-10.5	-7.5	-15.1	3.6	-0.8	26.9	26.3	26.6	26.6	26.7	26.4	27.0	26.7	27.6	1.9	2.8	3.4	3.8	4.5	5.3	5.5	19
-25.3	-18.7	-9.1	-7.7	-12.1	5.4	-3.2	58.2	58.1	58.1	57.6	57.7	57.6	71.8	71.7	71.6	1.3	1.7	2.1	2.4	2.8	3.2	10.0	20
-22.8	-16.3	-9.1	-12.3	-9.4			82.3	82.3	82.1	81.8	81.8	81.7				2.9	3.7	4.4	4.9	6.0	6.7		21
-19.6	-15.4	-7.6	-8.0	-8.6			116.6	116.3	116.2	115.3	115.4	115.2				4.1	4.9	5.8	6.4	7.5	8.2		22
-18.2	-11.5	-7.7	-9.0	-9.1	4.4	-0.6	158.0	158.0	157.8	157.8	157.8	157.8	155.9	154.8	155.1	5.3	6.3	7.1	7.8	9.2	10.2	29.4	23
-12.3	-6.9	-2.2	1.2	-5.0			197.6	197.5	197.4	197.3	197.3	197.2				4.0	4.4	4.7	4.9	5.2	5.5		24
-8.5	-3.5	1.7	1.8	-2.5			237.8	237.7	237.6	237.7	237.7	237.6				4.0	4.2	4.4	4.4	4.6	4.8		25
-1.8	1.1	1.2	3.2	-2.9	4.9	3.2	350.8	349.1	348.8	348.0	347.8	347.1	346.8	345.7	345.3	14.8	14.5	14.4	14.4	15.0	15.6	15.9	26
4.4	4.4	6.0	6.2	-2.0	4.9	11.8	686.7	686.0	685.0	683.8	683.8	682.2	682.1	677.6	674.0	12.3	11.4	10.9	10.4	10.6	10.8	11.0	27
3.8	7.5	7.5	26.4	17.6	12.1	23.0	4,046.2	4,073.3	4,084.7	4,074.5	3,621.5	3,493.1	3,426.1	3,544.6	3,273.3	49.2	45.9	42.6	40.3	34.3	29.4	28.0	28
-3.0	-1.5	-1.4	2.9	-1.6	3.8	2.8	245.7	212.7	194.6	180.3	168.6	156.8	166.2	151.1	156.4	100.0	100.0	100.0	100.0	100.0	100.0	100.0	29
-52.1	-19.6	-22.0	3.6	-12.4	66.5	-18.2	4.1	4.3	4.8	4.9	5.1	5.2	5.2	5.4	5.4	0.1	0.1	0.2	0.2	0.2	0.2	0.1	30
NA	NA	NA	94.5	12.4	-31.5	208.7	NA	NA	NA	1.4	1.4	1.4	1.5	1.7	1.6	NA	NA	NA	(Z)	(Z)	(Z)	(Z)	31
NA	NA	NA	1.9	-12.8	70.1	-20.7	NA	NA	NA	5.3	5.4	5.4	5.7	5.5	5.7	NA	NA	NA	0.2	0.2	0.2	0.1	32
-22.3	-17.7	-14.3	-7.6	-13.5	21.9	-16.7	28.1	27.7	27.8	27.4	28.1	28.1	29.2	28.9	29.7	1.5	1.8	2.2	2.5	2.8	3.2	2.7	33
-20.6	-17.1	-10.6	-10.8	-14.2	7.2	-11.2	58.5	58.4	58.5	58.3	58.3	58.3	75.0	74.5	74.6	1.2	1.4	1.7	1.9	2.2	2.5	10.0	34
-21.0	-16.8	-12.3	-14.9	-9.7			82.3	82.3	82.2	82.0	81.9	81.9				3.7	4.5	5.3	6.0	7.2	7.9		35
-19.9	-15.8	-8.3	-8.5	-9.2			117.2	117.1	117.0	116.5	116.4	116.3				5.6	6.8	8.0	8.6	9.6	10.5		36
-18.5	-10.3	-7.5	-8.1	-7.6	2.4	-1.8	158.3	158.3	158.0	158.1	158.1	158.0	159.4	157.8	157.9	8.9	10.5	11.6	12.3	13.8	14.7	41.1	37
-12.1	-5.2	-2.9	4.6	-5.7			197.6	197.4	197.4	197.2	197.2	197.2				6.6	7.3	7.6	7.7	7.6	7.9		38
-7.4	-2.3	-0.1	4.7	-2.7			237.8	237.6	237.6	237.6	237.6	237.6				7.2	7.6	7.6	7.5	7.4	7.5		39
0.9	2.4	-0.6	6.2	-2.0	2.2	6.3	349.2	347.4	347.4	347.0	347.1	346.5	346.2	345.1	345.4	24.8	23.9	22.9	22.7	22.0	22.1	22.5	40
7.6	5.3	3.5	13.0	3.1	-1.6	17.2	680.8	680.1	679.3	679.3	679.3	678.5	676.7	674.1	673.0	16.7	15.1	14.1	13.4	12.2	11.7	12.3	41
10.0	9.5	8.4	18.0	23.9	10.1	23.8	2,246.5	2,256.9	2,277.5	2,259.1	2,220.0	2,113.8	2,010.9	2,067.7	2,116.4	23.8	21.0	18.9	17.1	15.0	11.9	11.2	42
-7.5	-2.0	4.4	2.1	-1.6	9.7	5.8	217.2	166.7	148.7	131.1	123.1	109.9	106.4	103.5	109.2	100.0	100.0	100.0	100.0	100.0	100.0	100.0	43
-57.7	0.2	-8.6	5.5	-13.9	62.7	-7.5	4.5	5.0	5.4	4.7	5.5	5.6	5.8	5.8	5.8	0.2	0.3	0.3	0.4	0.4	0.4	0.3	44
NA	NA	NA	327.3	7.6	15.7	176.9	NA	NA	NA	1.4	1.4	1.5	1.4	1.6	1.7	NA	NA	NA	(Z)	(Z)	(Z)	(Z)	45
NA	NA	NA	1.1	-14.1	63.4	-8.4	NA	NA	NA	5.4	5.7	5.8	6.1	5.9	6.0	NA	NA	NA	0.4	0.4	0.4	0.3	46
-36.5	-20.0	-9.5	-7.5	-16.2	-3.2	5.4	26.8	26.0	26.5	26.6	26.5	26.0	26.7	26.2	27.1	3.8	5.5	6.7	7.7	8.5	10.0	11.3	47
-28.4	-20.0	-9.0	-6.4	-11.4	3.6	4.2	58.1	57.9	57.8	57.3	57.4	57.3	69.2	69.1	68.9	2.5	3.3	4.0	4.6	5.0	5.6	15.0	48
-24.7	-16.3	-6.4	-10.1	-9.3			82.5	82.4	82.0	81.6	81.7	81.6				4.3	5.3	6.2	6.9	7.9	8.5		49
-20.0	-15.6	-7.3	-7.8	-8.1			115.9	115.5	115.3	113.8	114.2	113.9				5.6	6.5	7.5	8.4	9.3	10.0		50
-18.1	-13.7	-7.5	-9.5	-9.6	7.6	2.4	157.4	157.5	157.3	157.1	157.3	157.2	149.2	148.3	149.3	5.3	6.0	6.8	7.7	8.7	9.5	29.4	51
-13.2	-10.0	-1.3	-3.7	-3.8			197.7	197.5	197.4	197.3	197.3	197.2				4.1	4.4	4.8	5.0	5.4	5.5		52
-11.3	-5.4	6.1	-3.5	-1.1			238.0	237.8	237.5	237.8	237.7	237.5				3.5	3.6	3.7	3.7	3.9	3.9		53
-5.4	0.9	7.0	3.1	2.7	12.9	6.1	352.2	349.9	348.3	346.2	344.7	343.2	341.4	341.1	341.0	13.9	13.6	13.2	12.9	12.8	12.2	11.9	54
5.9	8.3	16.3	12.2	7.1	20.5	9.8	683.2	680.5	678.7	672.7	669.0	666.3	662.1	659.1	653.2	13.4	11.7	10.6	9.5	8.6	7.9	7.2	55
1.0	8.1	13.8	14.4	9.8	16.2	10.3	3,631.1	3,775.2	3,909.9	4,013.5	4,116.6	4,114.8	4,365.1	4,403.8	4,181.0	43.4	39.8	36.0	33.0	29.5	26.4	24.9	56
NA	NA	NA	NA	NA	NA	NA	987.1	NA	699.2	NA	504.3	NA	434.4	NA	364.3	100.0	NA	100.0	NA	100.0	NA	100.0	57
NA	NA	NA	NA	NA	NA	NA	4.2	NA	4.5	NA	4.8	NA	4.4	NA	NA	0.1	NA	0.1	NA	0.2	NA	0.1	58
NA	NA	NA	NA	NA	NA	NA	NA	NA	NA	NA	1.4	NA	1.4	NA	NA	NA	NA	NA	NA	(Z)	NA	(Z)	59
NA	NA	NA	NA	NA	NA	NA	NA	NA	NA	NA	5.4	NA	5.5	NA	NA	NA	NA	NA	NA	0.1	NA	0.1	60
NA	NA	NA	NA	NA	NA	NA	24.4	NA	24.2	NA	24.2	NA	24.7	NA	NA	0.6	NA	1.0	NA	1.4	NA	1.6	61
NA	NA	NA	NA	NA	NA	NA	58.1	NA	57.9	NA	[1]58.1	NA	73.0	NA	NA	0.3	NA	0.4	NA	[1]0.5	NA	2.1	62
NA	NA	NA	NA	NA	NA	NA	81.5	NA	80.7	NA	81.1	NA		NA	NA	0.6	NA	0.9	NA	1.3	NA		63
NA	NA	NA	NA	NA	NA	NA	116.5	NA	117.2	NA	[2]116.9	NA	162.9	NA	NA	0.7	NA	0.9	NA	[2]1.1	NA	6.7	64
NA	NA	NA	NA	NA	NA	NA	157.8	NA	158.0	NA	158.5	NA		NA	NA	1.0	NA	1.3	NA	2.2	NA		65
NA	NA	NA	NA	NA	NA	NA	197.3	NA	199.2	NA	197.5	NA		NA	NA	0.6	NA	0.7	NA	0.9	NA		66
NA	NA	NA	NA	NA	NA	NA	237.7	NA	241.9	NA	237.9	NA		NA	NA	0.6	NA	0.8	NA	1.0	NA		67
NA	NA	NA	NA	NA	NA	NA	360.7	NA	425.4	NA	[3]412.7	NA	409.0	NA	NA	3.2	NA	4.8	NA	[3]7.3	NA	10.3	68
NA	NA	NA	NA	NA	NA	NA	718.9	NA	718.1	NA	711.8	NA	707.8	NA	NA	5.6	NA	6.8	NA	10.3	NA	14.4	69
NA	NA	NA	NA	NA	NA	NA	6,096.6	NA	5,548.6	NA	4,280.2	NA	3,839.3	NA	NA	86.8	NA	82.4	NA	43.7	NA	64.8	70
1.1	4.0	2.6	23.7	8.1	8.4	17.2	996.4	798.2	703.0	639.3	501.5	414.0	433.3	372.7	362.7	100.0	100.0	100.0	100.0	100.0	100.0	100.0	71
-43.0	-8.6	-11.4	7.3	-9.4	40.1	9.3	4.2	4.3	4.6	4.4	4.8	4.8	4.5	4.9	5.0	0.1	0.1	0.1	0.1	0.2	0.2	0.1	72
NA	NA	NA	83.8	-18.5	-22.9	133.9	NA	NA	NA	1.4	1.4	1.4	1.4	1.4	1.7	NA	NA	NA	(Z)	(Z)	(Z)	(Z)	73
NA	NA	NA	4.2	-8.9	45.5	4.5	NA	NA	NA	5.2	5.4	5.4	5.5	5.4	5.6	NA	NA	NA	0.1	0.1	0.2	0.1	74
-20.3	-14.8	-6.2	-7.4	-11.0	17.0	-2.1	24.4	24.2	24.2	23.9	24.3	24.1	24.8	24.5	25.8	0.6	0.8	1.0	1.1	1.4	1.7	1.6	75
-16.3	-11.6	-1.0	-3.3	-5.6	9.2	2.2	58.1	58.1	58.0	57.9	58.0	57.8	73.0	72.5	72.5	0.3	0.3	0.4	0.4	0.8	0.6	2.1	76
-20.8	-11.4	-4.6	-7.2	-8.1			81.5	81.4	81.3	81.2	81.1	80.9				0.6	0.8	0.9	1.0	0.5	1.5		77
-11.9	-8.2	-0.2	-4.2	-5.5			116.5	116.4	116.4	116.1	116.4	116.3				0.7	0.8	0.9	0.9	1.1	1.3		78
-14.9	-10.8	-11.6	-14.7	-19.9	6.6	-5.9	157.8	158.2	158.0	158.3	158.4	158.7	163.0	162.6	164.1	1.0	1.1	1.3	1.5	2.2	3.0	6.7	79
-7.9	-6.6	0.7	-4.6	-4.9			197.3	197.5	197.4	197.5	197.5	197.5				0.6	0.7	0.7	0.7	1.0	1.1		80
-7.0	-7.9	1.2	-5.8	-8.9			237.7	237.6	238.3	237.7	237.9	238.0				0.6	0.7	0.8	0.8	1.0	1.2		81
-8.9	-8.7	-6.0	-14.5	-19.6	2.0	-13.8	360.8	361.5	362.3	361.2	361.3	359.5	361.3	355.9	351.2	3.2	3.6	4.1	4.4	6.4	8.7	9.2	82
-8.8	-5.5	-3.4	-14.6	-18.3	3.4	5.1	719.0	718.0	714.3	714.9	711.8	703.5	707.9	697.4	694.3	5.6	6.2	6.8	7.3	10.5	13.9	14.6	83
3.3	6.5	4.2	36.1	20.3	10.3	31.9	6,048.5	5,802.6	5,586.0	5,403.7	4,246.2	3,978.0	3,831.8	4,000.5	3,539.0	86.8	85.0	83.0	81.7	74.3	66.7	65.6	84

Table 9.—SPECIFIED CLASSES OF LAND IN FARMS, ACCORDING TO USE, BY

[All 1959 and 1950 data for conterminous United States are based on reports for only a sample of farms. See text.

	Size group	Farms reporting						Acres			
		1959	1954	1949	1944	1939	1935	1959	1954	1949	1944
		Cropland harvested[1]									
1	Total	3,216,207	4,104,241	4,748,140	5,363,490	NA	6,369,188	313,636,842	332,870,479	345,694,357	352,865,765
2	Under 10 acres	130,635	263,218	266,044	413,129	NA	NA	458,364	937,428	979,769	1,274,206
3	10 to 49 acres	646,587	980,518	1,250,159	1,484,218	NA	NA	9,101,026	14,274,084	18,881,108	23,069,465
4	50 to 69	222,847	301,769	386,210	444,000	NA	NA	5,432,160	7,541,571	9,862,225	11,808,561
5	70 to 99	357,122	467,827	577,344	653,287	NA	NA	12,851,345	16,879,422	20,761,441	24,055,667
6	100 to 139	360,386	456,579	551,506	611,503	NA	NA	18,613,968	23,352,598	27,857,504	30,852,986
7	140 to 179	352,677	437,414	500,972	549,085	NA	NA	28,319,955	34,654,593	39,134,700	42,411,205
8	180 to 219	212,537	244,796	265,978	275,370	NA	NA	20,613,097	23,007,459	24,283,642	24,761,997
9	220 to 259	179,643	198,487	207,316	206,103	NA	NA	22,588,821	24,041,126	24,421,260	24,265,057
10	260 to 499	447,940	460,943	461,232	460,876	NA	NA	78,830,847	78,018,013	76,699,823	76,209,472
11	500 to 999	187,546	179,884	174,397	166,312	NA	NA	54,306,176	51,444,788	48,596,790	46,307,792
12	1,000 or more acres	118,287	112,806	106,982	99,607	NA	NA	62,521,083	58,719,397	54,216,095	47,849,357
		Cropland used only for pasture[2]									
13	Total	1,560,737	1,842,661	2,143,701	1,644,535	3,290,587	2,864,794	66,636,501	66,069,838	69,996,962	47,449,184
14	Under 10 acres	27,860	64,081	87,160	NA	NA	NA	86,166	193,978	263,687	180,173
15	10 to 49 acres	239,189	314,942	416,626	NA	NA	NA	2,538,853	3,159,763	3,932,889	2,741,471
16	50 to 69	108,642	137,240	178,325	NA	NA	NA	1,873,600	2,225,146	2,692,032	1,966,594
17	70 to 99	186,160	236,778	297,730	NA	NA	NA	3,968,263	4,742,985	5,687,858	4,252,297
18	100 to 139	202,524	247,891	299,926	NA	NA	NA	5,377,437	6,270,381	7,282,111	5,486,727
19	140 to 179	194,608	235,856	266,850	NA	NA	NA	5,898,687	6,917,370	7,625,272	5,981,234
20	180 to 219	124,591	138,411	149,372	NA	NA	NA	4,498,816	4,917,545	5,208,440	3,823,808
21	220 to 259	101,159	109,700	112,303	NA	NA	NA	3,987,997	4,308,555	4,477,311	3,128,557
22	260 to 499	241,628	237,142	228,703	NA	NA	NA	13,217,288	13,039,197	12,533,443	8,545,830
23	500 to 999	86,926	78,402	70,554	NA	NA	NA	8,946,414	8,085,786	7,448,202	4,479,910
24	1,000 or more acres	47,450	42,218	36,152	NA	NA	NA	16,242,980	12,209,132	12,845,717	6,862,583
		Cropland not harvested and not pastured[2]									
25	Total	1,113,497	1,289,674	NA	NA	NA	NA	70,701,724	60,708,644	64,156,953	50,379,277
26	Under 10 acres	15,445	42,576	NA	NA	NA	NA	39,661	123,180	158,448	117,202
27	10 to 49 acres	171,970	255,997	NA	NA	NA	NA	1,450,155	2,212,094	2,842,907	2,258,164
28	50 to 69	79,675	105,441	NA	NA	NA	NA	1,074,545	1,392,557	1,881,014	1,556,111
29	70 to 99	121,650	151,607	NA	NA	NA	NA	2,158,942	2,483,016	3,205,562	2,820,651
30	100 to 139	121,131	141,283	NA	NA	NA	NA	2,684,405	2,795,901	3,851,854	3,434,271
31	140 to 179	109,488	125,031	NA	NA	NA	NA	3,108,411	3,087,810	3,980,786	3,792,101
32	180 to 219	66,765	71,215	NA	NA	NA	NA	2,091,674	1,941,623	2,543,860	2,319,274
33	220 to 259	57,409	59,528	NA	NA	NA	NA	2,102,506	1,876,199	2,336,886	2,103,700
34	260 to 499	181,957	174,725	NA	NA	NA	NA	10,813,827	9,013,019	10,301,894	8,611,180
35	500 to 999	109,993	95,967	NA	NA	NA	NA	14,733,217	11,588,844	11,665,161	8,363,471
36	1,000 or more acres	78,014	66,304	NA	NA	NA	NA	30,444,381	24,194,401	21,388,581	15,003,152
		Woodland pastured[3]									
37	Total	1,113,675	1,500,401	1,712,853	1,516,830	NA	2,186,106	92,063,106	121,151,635	135,538,118	95,075,246
38	Under 10 acres	5,953	19,871	22,219	NA	NA	NA	17,384	57,891	69,141	72,850
39	10 to 49 acres	159,326	253,924	294,279	NA	NA	NA	1,663,792	2,700,970	2,956,444	2,706,405
40	50 to 69	86,398	128,794	156,054	NA	NA	NA	1,409,023	2,192,451	2,455,869	2,196,749
41	70 to 99	146,542	214,674	260,834	NA	NA	NA	3,233,368	5,005,794	5,714,761	5,347,910
42	100 to 139	160,554	222,118	266,197	NA	NA	NA	4,667,616	6,869,548	7,845,620	7,259,502
43	140 to 179	136,406	181,781	214,504	NA	NA	NA	5,296,391	7,642,510	8,750,334	8,061,875
44	180 to 219	92,244	116,948	129,179	NA	NA	NA	4,261,163	5,956,161	6,510,998	5,678,379
45	220 to 259	71,046	84,495	90,282	NA	NA	NA	3,918,695	5,156,398	5,433,001	4,496,129
46	260 to 499	168,927	186,876	188,734	NA	NA	NA	13,797,375	17,381,173	18,066,913	14,008,599
47	500 to 999	57,412	59,083	58,344	NA	NA	NA	10,356,963	12,671,318	13,242,588	9,271,409
48	1,000 or more acres	28,867	31,837	32,227	NA	NA	NA	43,441,336	55,517,421	64,492,449	35,975,439
		Woodland not pastured[3]									
49	Total	1,205,503	1,377,651	1,659,743	1,689,192	NA	1,909,067	71,487,294	75,820,772	85,482,731	71,261,183
50	Under 10 acres	9,798	25,700	30,356	NA	NA	NA	26,489	68,984	86,695	87,521
51	10 to 49 acres	212,720	294,489	360,460	NA	NA	NA	2,359,975	3,297,690	3,887,175	3,969,737
52	50 to 69	110,872	142,230	183,128	NA	NA	NA	2,213,932	2,948,864	3,593,076	3,792,317
53	70 to 99	163,870	196,294	250,000	NA	NA	NA	4,305,548	5,450,314	6,661,477	6,794,060
54	100 to 139	173,954	197,042	248,355	NA	NA	NA	6,153,756	7,271,202	8,981,231	9,397,913
55	140 to 179	133,905	146,107	177,627	NA	NA	NA	5,917,120	6,859,649	8,335,910	8,183,670
56	180 to 219	91,738	94,863	109,730	NA	NA	NA	4,951,560	5,489,933	6,445,641	6,243,316
57	220 to 259	67,927	66,785	74,637	NA	NA	NA	4,155,295	4,423,491	5,000,329	4,377,282
58	260 to 499	163,437	148,558	158,779	NA	NA	NA	14,655,206	14,471,886	16,177,363	13,262,116
59	500 to 999	56,191	46,720	48,759	NA	NA	NA	10,551,497	9,940,947	10,869,736	7,781,698
60	1,000 or more acres	21,091	18,863	17,912	NA	NA	NA	16,196,916	15,597,812	15,444,098	7,371,553
		Other pasture[2] (not cropland and not woodland)									
61	Total	1,606,504	1,996,849	2,056,126	2,927,813	NA	2,019,431	464,192,296	459,878,925	415,884,207	481,016,668
62	Under 10 acres	29,796	72,124	68,592	NA	NA	NA	94,455	225,296	218,616	381,337
63	10 to 49 acres	230,717	323,763	346,226	NA	NA	NA	2,672,487	3,542,741	3,520,282	5,700,258
64	50 to 69	99,624	137,793	154,421	NA	NA	NA	1,937,575	2,556,450	2,620,792	4,209,602
65	70 to 99	165,912	224,810	248,498	NA	NA	NA	4,197,080	5,478,806	5,625,106	9,345,201
66	100 to 139	175,988	231,271	257,741	NA	NA	NA	5,711,858	7,471,049	7,827,082	12,628,373
67	140 to 179	182,053	234,554	252,665	NA	NA	NA	7,634,346	9,796,735	9,979,646	16,025,215
68	180 to 219	112,315	134,252	135,734	NA	NA	NA	5,686,254	6,902,425	6,638,185	10,194,878
69	220 to 259	97,880	113,476	111,882	NA	NA	NA	5,730,262	6,829,314	6,506,039	9,112,272
70	260 to 499	270,184	289,092	272,108	NA	NA	NA	26,156,068	28,649,154	26,644,655	36,086,895
71	500 to 999	133,291	131,630	118,744	NA	NA	NA	32,502,528	32,811,582	29,052,370	37,545,368
72	1,000 or more acres	108,744	104,084	89,515	NA	NA	NA	371,869,383	355,615,373	317,251,434	339,787,269

See footnotes at end of table.

SIZE OF FARM, FOR THE UNITED STATES: CENSUSES OF 1935 TO 1959

Acreage for 1959, for divisions and States, in Table 12; farms reporting for States in Parts 1 to 50 of Volume I]

Acres—Continued		Farms reporting as a percent of all farms in each size group						Percent of all land in farms in each size group						Percent distribution of acres by size of farm						
1939	1934	1959	1954	1949	1944	1939	1934	1959	1954	1949	1944	1939	1934	1959	1954	1949	1944	1939	1934	
Cropland harvested[1]—Continued																				
321,434,288	295,624,176	86.7	85.8	88.1	91.5	NA	93.5	27.9	28.7	29.7	30.9	30.2	28.0	100.0	100.0	100.0	100.0	100.0	100.0	1
1,343,057	1,742,908	53.6	54.3	54.5	69.5	NA	NA	43.1	41.5	40.1	45.4	50.1	57.0	0.1	0.3	0.3	0.4	0.4	0.6	2
25,551,062	31,492,458	79.6	80.8	84.5	89.7	NA	NA	41.4	44.8	48.0	52.5	53.7	56.3	2.9	4.3	5.5	6.5	8.0	10.7	3
40,734,946	14,956,072	86.5	87.1	90.4	94.0	NA	NA	36.2	37.5	39.8	43.4	43.6	44.6	1.7	2.3	2.9	3.3	12.7	5.1	4
	29,722,075	89.4	90.4	93.0	95.4	NA	NA	39.1	39.6	40.8	43.0		42.2	4.1	5.1	6.0	6.8		10.1	5
77,195,289	35,168,117	91.4	92.9	95.2	96.5	NA	NA	40.4	40.8	41.2	42.2	43.5	40.5	5.9	7.0	8.1	8.7	24.0	11.9	6
	43,322,704	93.4	94.7	95.7	97.0	NA	NA	47.4	47.5	47.5	47.5		40.1	9.0	10.4	11.3	12.0		14.7	7
45,252,141	22,409,421	94.3	95.2	96.7	97.4	NA	NA	46.3	45.3	44.5	44.4	43.4	38.6	6.6	6.9	7.0	7.0	14.1	7.6	8
	20,017,935	95.2	96.1	97.6	98.0	NA	NA	50.3	49.0	48.0	48.5		39.7	7.2	7.2	7.1	6.9		6.8	9
65,226,183	52,793,662	95.0	95.6	96.5	97.4	NA	NA	47.6	46.3	45.4	46.3	40.2	32.1	25.1	23.4	22.2	21.6	20.3	17.9	10
34,450,325	24,262,392	93.9	93.8	95.7	95.7	NA	NA	39.6	39.1	38.6	39.0	30.8	21.2	17.3	15.5	14.1	13.1	10.7	8.2	11
31,681,285	19,736,432	86.7	86.5	88.1	88.2	NA	NA	11.3	11.0	11.0	10.4	8.7	6.4	19.9	17.6	15.7	13.6	9.9	6.7	12
Cropland used only for pasture[2]—Continued																				
131,379,940	98,579,038	42.1	38.5	39.8	28.1	54.0	42.1	5.9	5.7	6.0	4.2	12.4	9.3	100.0	100.0	100.0	100.0	100.0	100.0	13
369,245	294,630	11.4	13.2	17.8	NA	NA	NA	8.1	NA	10.8	6.4	13.8	9.6	0.1	0.3	0.4	0.4	0.3	0.3	14
6,024,557	4,847,875	29.4	30.0	28.2	NA	NA	NA	11.6	9.9	10.0	6.2	12.7	8.7	3.8	4.8	5.6	5.8	4.6	4.9	15
4,481,764	3,648,194	42.2	39.6	41.8	NA	NA	NA	12.5	11.1	10.9	7.2	15.2	10.9	2.8	3.4	3.8	4.1	3.4	3.7	16
10,053,673	8,015,550	46.6	45.7	47.9	NA	NA	NA	12.1	11.1	11.2	7.6	15.7	11.4	6.0	7.2	8.1	9.0	7.7	8.1	17
12,812,282	10,275,682	51.4	50.4	51.8	NA	NA	NA	11.7	11.0	10.8	7.5	16.1	11.8	8.1	9.5	10.4	11.6	9.8	10.4	18
14,497,306	11,729,016	51.5	51.1	51.0	NA	NA	NA	9.9	9.5	9.3	6.7	14.8	10.9	8.9	10.5	10.9	12.6	11.0	11.9	19
8,596,392	6,720,726	55.3	53.8	54.3	NA	NA	NA	10.1	9.7	9.5	6.9	15.6	11.6	6.8	7.4	7.4	8.1	6.5	6.8	20
7,282,610	5,640,134	53.6	53.1	52.9	NA	NA	NA	8.9	8.8	8.8	6.3	14.8	11.2	6.0	6.5	6.4	6.6	5.5	5.7	21
22,101,473	17,031,118	51.2	49.2	47.8	NA	NA	NA	8.0	7.7	7.4	5.2	13.9	10.4	19.8	19.7	17.9	18.0	16.8	17.3	22
14,895,646	10,989,332	43.5	40.9	38.7	NA	NA	NA	6.5	6.1	5.9	3.8	13.3	9.6	13.4	12.2	10.6	9.4	11.3	11.1	23
30,264,992	19,386,781	34.8	32.4	29.8	NA	NA	NA	2.9	2.3	2.6	1.5	8.3	6.3	24.4	18.5	18.4	14.5	23.0	19.7	24
Cropland not harvested and not pastured[2]—Continued																				
77,508,673	119,710,755	30.0	27.0	NA	NA	NA	NA	6.3	5.2	5.5	4.4	7.3	11.4	100.0	100.0	100.0	100.0	100.0	100.0	25
210,490	222,683	6.3	8.8	NA	NA	NA	NA	3.7	5.5	6.5	4.2	7.9	7.3	0.1	0.2	0.2	0.2	0.3	0.2	26
3,155,709	4,188,399	21.2	21.1	NA	NA	NA	NA	6.6	6.9	7.2	5.1	6.6	7.5	2.1	3.6	4.4	4.5	4.1	3.5	27
2,004,274	2,676,816	30.9	30.4	NA	NA	NA	NA	7.2	6.9	7.6	5.7	6.8	8.0	1.5	2.3	2.9	3.1	2.6	2.2	28
3,922,537	5,744,276	30.4	29.3	NA	NA	NA	NA	6.6	5.8	6.3	5.0	6.1	8.1	3.1	4.1	5.0	5.6	5.1	4.8	29
4,632,707	6,890,523	30.7	28.7	NA	NA	NA	NA	5.8	4.9	5.7	4.7	5.8	7.9	3.8	4.6	6.0	6.8	6.0	5.8	30
6,453,681	13,013,775	29.0	27.1	NA	NA	NA	NA	5.2	4.2	4.8	4.2	6.6	12.1	4.4	5.1	6.2	7.5	8.3	10.9	31
3,169,393	5,558,956	29.6	27.7	NA	NA	NA	NA	4.7	3.8	4.7	4.2	5.7	9.6	3.0	3.2	4.0	4.6	4.1	4.6	32
3,157,277	6,128,583	30.4	28.8	NA	NA	NA	NA	4.7	3.8	4.6	4.2	6.4	12.2	3.0	3.1	3.6	4.2	4.1	5.1	33
15,806,716	30,680,308	38.6	36.2	NA	NA	NA	NA	6.5	5.4	6.1	5.2	9.9	18.7	15.3	14.8	16.1	17.1	20.4	25.6	34
15,502,253	24,479,735	55.1	50.1	NA	NA	NA	NA	10.8	8.8	9.3	7.0	13.8	21.4	20.8	19.1	18.2	16.6	20.0	20.4	35
19,493,636	20,126,701	57.2	50.8	NA	NA	NA	NA	5.5	4.6	4.3	3.3	5.4	6.5	43.1	39.9	33.3	29.8	25.1	16.8	36
Woodland pastured[3]—Continued																				
NA	108,095,711	30.0	31.4	31.8	25.9	NA	32.1	8.2	10.5	11.7	8.3	NA	10.3	100.0	100.0	100.0	100.0	NA	100.0	37
NA	NA	2.4	4.1	4.5	NA	NA	NA	1.6	2.6	2.8	2.6	NA	NA	(Z)	(Z)	0.1	0.1	NA	NA	38
NA	NA	19.6	20.9	19.9	NA	NA	NA	7.6	8.5	7.5	6.2	NA	NA	1.8	2.2	2.2	2.8	NA	NA	39
NA	NA	33.5	37.2	36.5	NA	NA	NA	9.4	10.9	9.9	8.1	NA	NA	1.5	1.8	1.8	2.3	NA	NA	40
NA	NA	36.7	41.5	42.0	NA	NA	NA	9.8	11.7	11.2	9.6	NA	NA	3.5	4.1	4.2	5.6	NA	NA	41
NA	NA	40.7	45.2	46.0	NA	NA	NA	10.1	12.0	11.6	9.9	NA	NA	5.1	5.7	5.8	7.6	NA	NA	42
NA	NA	36.1	39.4	41.0	NA	NA	NA	8.9	10.5	10.6	9.0	NA	NA	5.8	6.3	6.5	8.5	NA	NA	43
NA	NA	40.9	45.5	47.0	NA	NA	NA	9.6	11.7	11.9	10.2	NA	NA	4.6	4.9	4.8	6.0	NA	NA	44
NA	NA	37.7	40.9	42.5	NA	NA	NA	8.7	10.5	10.7	9.0	NA	NA	4.3	4.3	4.0	4.7	NA	NA	45
NA	NA	35.8	38.8	39.5	NA	NA	NA	8.3	10.3	10.7	8.5	NA	NA	15.0	14.3	13.3	14.7	NA	NA	46
NA	NA	28.7	30.8	32.0	NA	NA	NA	7.6	9.6	10.5	7.8	NA	NA	11.2	10.5	9.8	9.8	NA	NA	47
NA	NA	21.2	24.4	26.5	NA	NA	NA	7.8	10.4	13.0	7.8	NA	NA	47.2	45.8	47.6	37.8	NA	NA	48
Woodland not pastured[3]—Continued																				
NA	77,379,254	32.5	28.8	30.8	28.8	NA	28.0	6.4	6.5	7.4	6.2	NA	7.3	100.0	100.0	100.0	100.0	NA	100.0	49
NA	NA	4.0	5.3	6.2	NA	NA	NA	2.5	3.1	3.5	3.1	NA	NA	(Z)	0.1	0.1	0.1	NA	NA	50
NA	NA	26.2	24.3	24.4	NA	NA	NA	10.7	10.3	9.9	9.0	NA	NA	3.3	4.3	4.5	5.6	NA	NA	51
NA	NA	43.0	41.1	42.9	NA	NA	NA	14.7	14.7	14.5	13.9	NA	NA	3.1	3.9	4.2	5.3	NA	NA	52
NA	NA	41.0	37.9	40.3	NA	NA	NA	13.1	12.8	13.1	12.1	NA	NA	6.0	7.2	7.8	9.5	NA	NA	53
NA	NA	44.1	40.1	42.9	NA	NA	NA	13.4	12.7	13.3	12.9	NA	NA	8.6	9.6	10.5	13.2	NA	NA	54
NA	NA	35.4	31.6	33.9	NA	NA	NA	9.9	9.4	10.1	9.2	NA	NA	8.3	9.0	9.8	11.5	NA	NA	55
NA	NA	40.7	36.9	39.9	NA	NA	NA	11.1	10.8	11.8	11.2	NA	NA	6.9	7.2	7.5	8.8	NA	NA	56
NA	NA	36.0	32.3	35.1	NA	NA	NA	9.3	9.0	9.8	8.8	NA	NA	5.8	5.8	5.8	6.1	NA	NA	57
NA	NA	34.7	30.8	33.2	NA	NA	NA	8.8	8.6	9.6	8.1	NA	NA	20.5	19.1	18.9	18.6	NA	NA	58
NA	NA	28.1	24.4	26.7	NA	NA	NA	7.7	7.6	8.6	6.5	NA	NA	14.8	13.1	12.7	10.9	NA	NA	59
NA	NA	15.5	14.5	14.7	NA	NA	NA	2.9	2.9	3.1	1.6	NA	NA	22.7	20.6	18.1	10.3	NA	NA	60
Other pasture[2] (not cropland and not woodland)—Continued																				
NA	311,225,652	43.3	41.8	38.2	50.0	NA	29.6	41.3	39.7	35.8	42.1	NA	29.5	100.0	100.0	100.0	100.0	NA	100.0	61
NA	NA	12.2	14.9	14.0	NA	NA	NA	8.9	10.0	8.9	13.6	NA	NA	(Z)	(Z)	0.1	0.1	NA	NA	62
NA	NA	28.4	26.7	23.4	NA	NA	NA	12.2	11.1	8.9	13.0	NA	NA	0.6	0.8	0.8	1.2	NA	NA	63
NA	NA	38.7	39.8	36.2	NA	NA	NA	12.9	12.7	10.6	15.5	NA	NA	0.4	0.6	0.6	0.9	NA	NA	64
NA	NA	41.5	43.4	40.0	NA	NA	NA	12.8	12.9	11.1	16.7	NA	NA	0.9	1.2	1.4	1.9	NA	NA	65
NA	NA	44.6	47.1	44.5	NA	NA	NA	12.4	13.1	11.6	17.3	NA	NA	1.2	1.6	1.9	2.6	NA	NA	66
NA	NA	48.2	50.8	48.2	NA	NA	NA	12.8	13.4	12.1	17.9	NA	NA	1.6	2.1	2.4	3.3	NA	NA	67
NA	NA	49.8	52.2	49.3	NA	NA	NA	12.8	13.6	12.2	18.3	NA	NA	1.2	1.5	1.6	2.1	NA	NA	68
NA	NA	51.9	54.9	52.7	NA	NA	NA	12.8	13.9	12.8	18.2	NA	NA	1.2	1.5	1.6	1.9	NA	NA	69
NA	NA	57.3	59.9	56.9	NA	NA	NA	15.8	17.0	15.8	21.9	NA	NA	5.6	6.2	6.4	7.5	NA	NA	70
NA	NA	66.7	68.7	65.1	NA	NA	NA	23.7	25.0	23.1	31.6	NA	NA	7.0	7.1	7.0	7.8	NA	NA	71
NA	NA	79.7	79.8	73.7	NA	NA	NA	67.1	66.9	64.1	73.9	NA	NA	80.1	77.3	76.3	70.6	NA	NA	72

Table 9.–SPECIFIED CLASSES OF LAND IN FARMS, ACCORDING TO USE, BY

[All 1959 and 1950 data for conterminous United States are based on reports for only a sample of farms. See text.

	Size group	Farms reporting						Acres			
		1959	1954	1949	1944	1939	1934	1959	1954	1949	1944
		Other land (house lots, roads, wasteland, etc.)[3]									
1	Total	NA	4,276,159	NA	5,290,773	NA	6,003,964	44,660,296	41,691,218	45,889,560	43,568,041
2	Under 10 acres	NA	366,236	NA	NA	NA	NA	341,247	653,060	666,578	692,146
3	10 to 49 acres	NA	999,198	NA	NA	NA	NA	2,194,758	2,681,757	3,350,907	3,492,531
4	50 to 69	NA	317,811	NA	NA	NA	NA	1,079,017	1,259,289	1,645,056	1,679,134
5	70 to 99	NA	487,444	NA	NA	NA	NA	2,195,198	2,567,876	3,240,536	3,380,963
6	100 to 139	NA	465,655	NA	NA	NA	NA	2,810,896	3,146,198	3,920,675	4,010,122
7	140 to 179	NA	440,961	NA	NA	NA	NA	3,511,310	3,984,828	4,618,216	4,849,659
8	180 to 219	NA	245,652	NA	NA	NA	NA	2,462,481	2,569,126	2,924,387	2,778,307
9	220 to 259	NA	198,255	NA	NA	NA	NA	2,403,459	2,461,169	2,672,641	2,519,069
10	260 to 499	NA	458,040	NA	NA	NA	NA	8,210,750	7,778,135	8,520,203	7,923,496
11	500 to 999	NA	178,934	NA	NA	NA	NA	5,603,673	4,961,562	5,113,079	5,086,009
12	1,000 or more acres	NA	117,973	NA	NA	NA	NA	13,847,507	9,628,218	9,217,282	7,156,605
		Cropland, total[2]									
13	Total	NA	4,418,915	NA	5,567,818	5,991,303	NA	450,975,067	459,648,961	479,848,272	450,694,226
14	Under 10 acres	NA	319,138	NA	457,993	NA	NA	584,191	1,254,586	1,401,904	1,571,581
15	10 to 49 acres	NA	1,105,649	NA	1,567,027	NA	NA	13,090,034	19,645,941	25,656,904	28,069,100
16	50 to 69	NA	328,913	NA	460,179	NA	NA	8,380,305	11,159,274	14,435,271	15,331,266
17	70 to 99	NA	499,194	NA	671,778	NA	NA	18,978,550	24,105,423	29,654,861	31,128,615
18	100 to 139	NA	478,725	NA	624,822	NA	NA	26,675,810	32,418,880	38,991,469	39,773,984
19	140 to 179	NA	452,448	NA	558,346	NA	NA	37,327,053	44,659,773	50,740,758	52,184,540
20	180 to 219	NA	252,515	NA	279,692	NA	NA	27,203,587	29,866,627	32,035,942	30,905,079
21	220 to 259	NA	203,407	NA	208,465	NA	NA	28,679,324	30,225,880	31,235,457	29,497,314
22	260 to 499	NA	473,441	NA	467,090	NA	NA	102,861,962	100,070,229	99,535,160	93,366,482
23	500 to 999	NA	186,298	NA	169,445	NA	NA	77,985,807	71,119,418	67,710,153	59,151,173
24	1,000 or more acres	NA	119,187	NA	102,981	NA	NA	109,208,444	95,122,930	88,450,393	69,715,092
		Land pastured, total[3]									
25	Total	NA	3,596,951	NA	4,434,886	NA	NA	622,891,903	647,100,398	621,419,287	623,541,098
26	Under 10 acres	NA	147,544	NA	215,756	NA	NA	198,005	477,165	551,444	634,360
27	10 to 49 acres	NA	692,127	NA	931,268	NA	NA	6,875,132	9,403,474	10,409,615	11,148,134
28	50 to 69	NA	276,779	NA	380,199	NA	NA	5,220,198	6,974,047	7,768,693	8,372,945
29	70 to 99	NA	444,284	NA	605,504	NA	NA	11,398,711	15,227,585	17,027,725	18,945,408
30	100 to 139	NA	440,532	NA	580,502	NA	NA	15,756,911	20,610,978	22,954,813	25,374,602
31	140 to 179	NA	419,381	NA	528,288	NA	NA	18,829,424	24,356,615	26,355,252	30,068,324
32	180 to 219	NA	238,368	NA	267,564	NA	NA	14,446,233	17,776,131	18,357,623	19,697,065
33	220 to 259	NA	192,336	NA	200,045	NA	NA	13,636,954	16,294,267	16,416,351	16,736,958
34	260 to 499	NA	446,291	NA	450,383	NA	NA	53,170,731	59,069,524	57,245,011	58,641,324
35	500 to 999	NA	176,432	NA	165,754	NA	NA	51,805,905	53,568,686	49,743,160	51,296,687
36	1,000 or more acres	NA	122,877	NA	109,623	NA	NA	431,553,699	423,341,926	394,589,600	382,625,291
		Woodland, total[3]									
37	Total	NA	2,388,256	NA	2,679,743	2,902,156	NA	163,550,400	196,972,407	221,020,849	166,336,429
38	Under 10 acres	NA	44,452	NA	NA	NA	NA	43,873	126,875	155,836	160,371
39	10 to 49 acres	NA	492,249	NA	NA	NA	NA	4,023,767	5,998,660	6,843,619	6,676,142
40	50 to 69	NA	228,328	NA	NA	NA	NA	3,622,955	5,141,315	6,048,945	5,989,066
41	70 to 99	NA	342,655	NA	NA	NA	NA	7,538,916	10,456,108	12,376,238	12,141,970
42	100 to 139	NA	342,714	NA	NA	NA	NA	10,821,372	14,140,750	16,826,851	16,657,415
43	140 to 179	NA	265,427	NA	NA	NA	NA	11,213,511	14,502,159	17,086,244	16,245,545
44	180 to 219	NA	167,850	NA	NA	NA	NA	9,212,723	11,446,094	12,956,639	11,921,695
45	220 to 259	NA	119,239	NA	NA	NA	NA	8,073,990	9,579,889	10,433,330	8,873,411
46	260 to 499	NA	261,295	NA	NA	NA	NA	28,452,581	31,853,059	34,244,276	27,270,715
47	500 to 999	NA	83,018	NA	NA	NA	NA	20,908,460	22,612,265	24,112,324	17,053,107
48	1,000 or more acres	NA	41,029	NA	NA	NA	NA	59,638,252	71,115,233	79,936,547	43,346,992
		Irrigated land in farms[4]									
49	Total	313,217	320,236	NA	288,195	299,604	296,189	33,419,286	29,552,155	25,949,898	20,539,470
50	Under 10 acres	33,375	43,512	NA	NA	NA	NA	108,366	142,142	168,486	NA
51	10 to 49 acres	72,704	82,410	NA	NA	NA	NA	1,223,905	1,396,156	1,660,006	NA
52	50 to 69	15,286	16,809	NA	NA	NA	NA	542,735	620,837	2,255,161	NA
53	70 to 99	23,791	27,439	NA	NA	NA	NA	1,210,957	1,449,504		NA
54	100 to 139	19,990	20,648	NA	NA	NA	NA	1,328,331	1,394,143	1,380,694	NA
55	140 to 179	23,702	24,125	NA	NA	NA	NA	2,117,892	2,136,814	2,094,032	NA
56	180 to 219	12,618	11,535	NA	NA	NA	NA	1,258,530	1,131,577	1,030,993	NA
57	220 to 259	12,072	10,563	NA	NA	NA	NA	1,389,727	1,189,451	1,035,867	NA
58	260 to 499	40,955	34,231	NA	NA	NA	NA	6,028,159	5,034,723	16,324,659	NA
59	500 to 999	27,957	22,052	NA	NA	NA	NA	5,988,017	4,670,044		NA
60	1,000 or more acres	30,767	26,912	NA	NA	NA	NA	12,222,667	10,386,764		NA

NA Not available.
Z Less than 0.05 percent.
[1]Data for Alaska and Hawaii not included for 1954, 1944, and 1934.
[2]Data for Alaska and Hawaii not included except for 1959 and 1949. Cropland used only for pasture, cropland not harvested and not pastured, and total cropland not fully comparable for the various Census years because of differences in definition of cropland pastured. For 1959, 1954, and 1949, the inquiry was for cropland used only for pasture; for 1944, land used only for pasture plowed within 7 years; and for 1934 to 1939, for plowable pasture.
[3]Data for Alaska and Hawaii not included except 1959 and 1949.
[4]Irrigation data are not strictly comparable. The 1954 data excluded irrigated cropland not harvested or pastured for 20 States and irrigated pasture for 2 States; the 1939 data are for irrigated cropland harvested and irrigated pasture; the 1934 data are for irrigated cropland harvested.

SIZE OF FARM, FOR THE UNITED STATES: CENSUSES OF 1935 TO 1959—Continued

Acreage for 1959, for divisions and States, in Table 12; farms reporting for States in Parts 1 to 50 of Volume I]

Acres—Continued		Farms reporting as a percent of all farms in each size group						Percent of all land in farms in each size group						Percent distribution of acres by size of farm						
1939	1934	1959	1954	1949	1944	1939	1934	1959	1954	1949	1944	1939	1934	1959	1954	1949	1944	1939	1934	
Other land (house lots, roads, wasteland, etc.)[3]—Continued																				
NA	43,900,525	NA	89.4	NA	90.3	NA	88.1	4.0	3.6	3.9	3.8	NA	4.2	100.0	100.0	100.0	100.0	NA	100.0	1
NA	NA	NA	75.6	NA	NA	NA	NA	32.1	28.9	27.3	24.7	NA	NA	0.8	1.6	1.5	1.6	NA	NA	2
NA	NA	NA	82.4	NA	NA	NA	NA	10.0	8.4	8.5	7.9	NA	NA	4.9	6.4	7.4	8.0	NA	NA	3
NA	NA	NA	91.8	NA	NA	NA	NA	7.2	6.3	6.6	6.2	NA	NA	2.4	3.0	3.6	3.9	NA	NA	4
NA	NA	NA	94.1	NA	NA	NA	NA	6.7	6.0	6.4	6.0	NA	NA	4.9	6.2	7.1	7.8	NA	NA	5
NA	NA	NA	94.7	NA	NA	NA	NA	6.1	5.5	5.8	5.5	NA	NA	6.3	7.5	8.6	9.2	NA	NA	6
NA	NA	NA	95.5	NA	NA	NA	NA	5.9	5.5	5.6	5.4	NA	NA	7.9	9.6	10.2	11.1	NA	NA	7
NA	NA	NA	95.5	NA	NA	NA	NA	5.5	5.1	5.4	5.0	NA	NA	5.5	6.2	6.4	6.4	NA	NA	8
NA	NA	NA	96.0	NA	NA	NA	NA	5.4	5.0	5.3	5.0	NA	NA	5.4	5.9	5.9	5.8	NA	NA	9
NA	NA	NA	95.0	NA	NA	NA	NA	5.0	4.6	5.0	4.8	NA	NA	18.4	18.7	17.7	18.2	NA	NA	10
NA	NA	NA	93.3	NA	NA	NA	NA	4.1	3.8	8.1	4.3	NA	NA	12.5	11.9	11.3	11.7	NA	NA	11
NA	NA	NA	90.4	NA	NA	NA	NA	2.5	1.8	1.9	1.6	NA	NA	31.0	23.1	20.3	16.4	NA	NA	12
Cropland, total[2]—Continued																				
530,131,043	513,913,969	NA	92.4	NA	95.0	98.3	NA	40.1	39.7	41.3	39.5	50.0	48.7	100.0	100.0	100.0	100.0	100.0	100.0	13
1,916,587	2,260,221	NA	65.9	NA	77.0	NA	NA	54.9	55.5	57.4	56.0	71.8	73.9	0.1	0.3	0.3	0.3	0.4	0.4	14
34,716,971	40,528,732	NA	91.2	NA	94.7	NA	NA	59.6	61.6	65.2	63.9	73.1	72.4	2.9	4.3	5.3	6.2	6.5	7.9	15
19,607,299	21,281,082	NA	95.0	NA	97.4	NA	NA	55.8	55.5	58.3	56.3	66.5	63.5	1.9	2.4	3.0	3.4	3.7	4.1	16
41,586,055	43,481,901	NA	96.4	NA	98.1	NA	NA	57.7	56.6	58.3	55.6	65.1	61.7	4.2	5.2	6.2	6.9	7.8	8.5	17
50,590,365	52,334,322	NA	97.4	NA	98.6	NA	NA	58.0	56.7	57.7	54.4	63.7	60.2	5.9	7.1	8.1	8.8	9.5	10.2	18
64,997,742	68,065,495	NA	98.0	NA	98.7	NA	NA	62.5	61.2	61.6	58.4	66.3	63.1	8.3	9.7	10.6	11.6	12.3	13.2	19
34,860,426	34,689,103	NA	98.2	NA	98.9	NA	NA	61.0	58.8	58.7	55.4	63.2	59.8	6.0	6.5	6.7	6.9	6.6	6.7	20
32,596,123	31,786,652	NA	98.5	NA	99.1	NA	NA	63.9	61.6	61.4	59.0	66.3	63.0	6.4	6.6	6.5	6.5	6.1	6.2	21
103,132,757	100,505,088	NA	98.2	NA	98.7	NA	NA	62.1	59.4	58.9	56.7	64.6	61.2	22.8	21.8	20.7	20.7	19.5	19.6	22
64,847,839	59,731,459	NA	97.2	NA	92.5	NA	NA	56.9	54.1	53.7	49.8	57.9	52.3	17.3	15.5	14.1	13.1	12.2	11.6	23
81,278,879	59,249,914	NA	91.3	NA	91.2	NA	NA	19.7	17.9	17.9	15.2	22.3	19.1	24.2	20.7	18.5	15.5	15.3	11.5	24
Land pastured, total[3]—Continued																				
NA	517,900,401	NA	75.2	NA	75.7	NA	NA	55.4	55.9	53.4	54.6	NA	49.1	100.0	100.0	100.0	100.0	NA	100.0	25
NA	NA	NA	30.5	NA	36.3	NA	NA	18.6	21.1	22.6	22.6	NA	NA	(Z)	0.1	0.1	0.1	NA	NA	26
NA	NA	NA	57.1	NA	56.3	NA	NA	31.3	29.5	26.4	25.4	NA	NA	1.1	1.5	1.7	1.8	NA	NA	27
NA	NA	NA	79.9	NA	80.5	NA	NA	34.8	34.7	31.4	30.8	NA	NA	0.8	1.1	1.3	1.3	NA	NA	28
NA	NA	NA	85.8	NA	88.4	NA	NA	34.6	35.7	33.5	33.8	NA	NA	1.8	2.4	2.7	3.0	NA	NA	29
NA	NA	NA	89.6	NA	91.6	NA	NA	34.2	36.0	34.0	34.7	NA	NA	2.5	3.2	3.7	4.1	NA	NA	30
NA	NA	NA	90.8	NA	93.3	NA	NA	31.5	33.4	32.0	33.7	NA	NA	3.0	3.8	4.3	4.8	NA	NA	31
NA	NA	NA	92.7	NA	94.6	NA	NA	32.4	35.0	33.6	35.3	NA	NA	2.3	2.7	3.0	3.2	NA	NA	32
NA	NA	NA	93.1	NA	95.1	NA	NA	30.4	33.2	32.3	33.5	NA	NA	2.2	2.5	2.6	2.7	NA	NA	33
NA	NA	NA	92.5	NA	95.2	NA	NA	32.1	35.1	33.9	35.6	NA	NA	8.5	9.1	9.0	9.4	NA	NA	34
NA	NA	NA	92.0	NA	95.4	NA	NA	37.8	40.7	39.5	43.2	NA	NA	8.3	8.3	8.0	8.2	NA	NA	35
NA	NA	NA	94.2	NA	97.1	NA	NA	77.8	79.7	79.7	83.2	NA	NA	69.3	65.4	63.6	61.4	NA	NA	36
Woodland, total[3]—Continued																				
137,177,658	185,474,965	NA	49.9	NA	45.7	47.6	NA	14.6	17.0	19.0	14.6	12.9	17.6	100.0	100.0	100.0	100.0	100.0	100.0	37
116,182	NA	NA	9.2	NA	NA	NA	NA	4.1	5.6	6.4	5.7	4.4	NA	(Z)	0.1	0.1	0.1	0.1	NA	38
6,307,118	NA	NA	40.6	NA	NA	NA	NA	18.3	18.8	17.4	15.2	13.3	NA	2.5	3.0	3.1	4.0	4.6	NA	39
5,746,338	NA	NA	65.9	NA	NA	NA	NA	24.1	25.6	24.4	22.0	19.5	NA	2.2	2.6	2.7	3.6	4.2	NA	40
12,169,943	NA	NA	66.2	NA	NA	NA	NA	22.9	24.5	24.3	21.7	19.1	NA	4.6	5.3	5.6	7.3	8.9	NA	41
16,247,042	NA	NA	69.7	NA	NA	NA	NA	23.5	24.7	24.9	22.8	20.5	NA	6.6	7.2	7.6	10.0	11.8	NA	42
15,809,885	NA	NA	57.5	NA	NA	NA	NA	18.8	19.9	20.7	18.2	16.1	NA	6.9	7.4	7.7	9.8	11.5	NA	43
10,900,615	NA	NA	65.3	NA	NA	NA	NA	20.7	22.5	23.7	21.4	19.8	NA	5.6	5.8	5.9	7.2	7.9	NA	44
7,948,390	NA	NA	57.7	NA	NA	NA	NA	18.0	19.5	20.5	17.7	16.2	NA	4.9	4.9	4.7	5.3	5.8	NA	45
23,018,471	NA	NA	54.2	NA	NA	NA	NA	17.2	18.9	20.3	16.6	14.4	NA	17.4	16.2	15.2	16.4	16.8	NA	46
13,347,969	NA	NA	43.3	NA	NA	NA	NA	15.3	17.2	19.1	14.4	11.9	NA	12.8	11.5	10.9	10.3	9.7	NA	47
25,565,705	NA	NA	31.4	NA	NA	NA	NA	10.8	13.4	16.2	9.4	7.0	NA	36.5	36.1	36.3	26.1	18.6	NA	48
Irrigated land in farms[4]—Continued																				
17,982,830	13,034,174	8.4	6.7	NA	4.9	4.9	4.3	3.0	2.6	2.1	1.8	1.7	1.2	100.0	100.0	100.0	NA	NA	NA	49
NA	NA	13.7	9.0	NA	NA	NA	NA	10.2	6.3	6.9	NA	NA	NA	0.3	0.5	0.6	NA	NA	NA	50
NA	NA	8.9	6.8	NA	NA	NA	NA	5.6	4.4	4.2	NA	NA	NA	3.7	4.7	6.4	NA	NA	NA	51
NA	NA	5.9	4.9	NA	NA	NA	NA	3.6	3.1	3.0	NA	NA	NA	1.6	2.1	2.6	NA	NA	NA	52
NA	NA	6.0	5.3	NA	NA	NA	NA	3.7	3.4		NA	NA	NA	3.6	4.9	6.1	NA	NA	NA	53
NA	NA	5.1	4.2	NA	NA	NA	NA	2.9	2.4	2.0	NA	NA	NA	4.0	4.7	5.3	NA	NA	NA	54
NA	NA	6.3	6.2	NA	NA	NA	NA	3.5	2.9	2.5	NA	NA	NA	6.3	7.2	8.1	NA	NA	NA	55
NA	NA	5.6	4.5	NA	NA	NA	NA	2.8	2.2	1.9	NA	NA	NA	3.8	3.8	4.0	NA	NA	NA	56
NA	NA	6.4	5.1	NA	NA	NA	NA	3.1	2.4	2.0	NA	NA	NA	4.2	4.0	4.0	NA	NA	NA	57
NA	NA	8.7	7.1	NA	NA	NA	NA	3.6	3.0	2.1	NA	NA	NA	18.0	17.0	15.6	NA	NA	NA	58
NA	NA	14.0	11.5	NA	NA	NA	NA	4.4	3.6		NA	NA	NA	17.9	15.8	13.4	NA	NA	NA	59
NA	NA	22.6	20.6	NA	NA	NA	NA	2.2	2.0		NA	NA	NA	36.6	35.1	33.8	NA	NA	NA	60

Table 10.–DISTRIBUTION OF FARMS BY ACRES OF CROPLAND HARVESTED, BY SIZE OF FARM, FOR THE UNITED STATES: 1959 AND 1954

[Data for conterminous United States for 1959 are based on reports for only a sample of farms. See text. Figures for divisions and States in Table 12]

Size-of-farm group	Distribution of farms by acres of cropland harvested																		
	1 to 9 acres		10 to 19 acres		20 to 29 acres		30 to 49 acres		50 to 99 acres		100 to 199 acres		200 or more acres					No cropland harvested	
													Total		1959				
	1959	1954[1]	1959	1954[1]	1959	1954[1]	1959	1954[1]	1959	1954[1]	1959	1954[1]	1959	1954[1]	200 to 499 acres	500 to 999 acres	1,000 or more acres	1959	1954[1]
	Farms reporting																		
Total	547,130	805,717	434,079	620,555	300,556	429,497	394,242	531,274	569,794	710,143	542,376	602,632	428,030	404,423	354,166	60,191	13,673	491,766	678,175
Under 10 acres	130,635	263,218	...	...	...	...	...	...	...	...	...	...	...	...	...	...	...	113,311	221,073
10 to 49	251,055	346,638	224,843	360,400	107,342	176,551	63,347	96,929	...	...	...	...	...	...	...	...	...	166,177	232,313
50 to 69	48,979	61,372	52,603	70,567	41,535	58,756	56,941	78,541	22,789	32,533	...	...	...	...	...	...	...	34,894	44,554
70 to 99	47,615	57,145	58,476	75,517	51,974	71,623	89,398	123,134	109,659	140,408	...	...	...	...	...	...	...	42,413	49,913
100 to 139	29,812	35,008	41,540	51,058	40,707	52,301	69,442	92,946	146,514	190,373	32,371	34,893	...	...	...	...	...	33,907	34,879
140 to 179	15,756	17,567	22,558	26,377	22,214	28,613	43,135	55,888	111,844	143,914	137,170	165,055	...	...	...	...	...	25,119	24,237
180 to 219	7,546	8,362	11,065	12,402	11,537	13,964	22,328	27,851	55,625	66,818	102,242	113,412	2,194	1,987	2,194	...	...	12,908	12,393
220 to 259	4,157	4,412	6,550	7,027	6,918	8,000	13,120	16,086	34,726	40,493	85,468	98,287	28,704	24,182	28,704	...	...	9,042	8,022
260 to 499	7,710	8,167	11,441	12,100	12,701	14,039	25,573	28,349	62,968	69,129	137,177	145,839	190,370	183,320	190,365	5	...	23,598	21,303
500 to 999	2,508	2,551	3,245	3,409	3,814	3,722	7,253	7,717	16,972	17,316	32,634	30,237	121,120	114,932	95,571	25,549	...	12,256	11,813
1,000 or more acres	1,357	1,277	1,758	1,698	1,814	1,928	3,705	3,833	8,697	9,159	15,314	14,909	85,642	80,002	37,332	34,637	13,673	18,141	17,675
	Percent distribution of farms reporting by size of farm																		
Total	100.0	100.0	100.0	100.0	100.0	100.0	100.0	100.0	100.0	100.0	100.0	100.0	100.0	100.0	100.0	100.0	100.0	100.0	100.0
Under 10 acres	23.9	32.7	...	...	...	...	...	...	...	...	...	...	...	...	...	...	...	23.0	32.6
10 to 49	45.9	43.1	51.8	58.0	35.7	41.2	16.1	18.2	...	...	...	...	...	...	...	...	...	33.8	34.3
50 to 69	9.0	7.6	12.1	11.4	13.8	13.7	14.4	14.8	4.0	4.6	...	...	...	...	...	...	...	7.1	6.6
70 to 99	8.7	7.1	13.5	12.2	17.3	16.7	22.7	23.2	19.2	19.8	...	...	...	...	...	...	...	8.6	7.4
100 to 139	5.4	4.3	9.6	8.2	13.5	12.2	17.6	17.5	25.7	26.8	6.0	5.8	...	...	...	...	...	6.9	5.1
140 to 179	2.9	2.2	5.2	4.3	7.4	6.7	10.9	10.5	19.6	20.3	25.3	27.4	...	...	...	...	...	5.1	3.6
180 to 219	1.1	1.0	2.5	2.0	3.8	3.3	5.7	5.2	9.8	9.4	18.9	18.8	0.5	0.5	0.6	...	...	2.6	1.8
220 to 259	0.8	0.5	1.5	1.1	2.3	1.9	3.3	3.0	6.1	5.7	15.8	16.3	6.7	6.0	8.1	...	...	1.8	1.2
260 to 499	1.4	1.0	2.6	1.9	4.2	3.3	6.5	5.3	11.1	9.7	25.3	24.2	44.5	45.3	53.8	(Z)	...	4.8	3.2
500 to 999	0.5	0.3	0.7	0.5	1.3	0.9	1.8	1.5	3.0	2.4	6.0	5.0	28.3	28.4	27.0	42.4	...	2.5	1.7
1,000 or more acres	0.2	0.2	0.4	0.3	0.6	0.4	0.9	0.7	1.5	1.3	2.8	2.5	20.0	19.8	10.5	57.5	100.0	3.7	2.6
	Percent distribution of the farms reporting cropland harvested in each size group by acres of cropland harvested																		
Total	17.0	19.6	13.5	15.1	9.3	10.5	12.3	12.9	17.7	17.3	16.9	14.7	13.3	9.9	11.0	1.9	0.4	15.3	xxx
Under 10 acres	100.0	100.0	...	...	...	...	...	...	...	...	...	...	...	...	...	...	...	86.7	xxx
10 to 49	38.8	35.4	34.8	36.8	16.6	18.0	9.8	9.9	...	...	...	...	...	...	...	...	...	25.7	xxx
50 to 69	22.0	20.3	23.6	23.4	18.6	19.5	25.6	26.0	10.2	10.8	...	...	...	...	...	...	...	15.7	xxx
70 to 99	13.3	12.2	16.4	16.1	14.6	15.3	25.0	26.3	30.7	30.0	...	...	...	...	...	...	...	11.9	xxx
100 to 139	8.3	7.7	11.5	11.2	11.3	11.5	19.3	20.4	40.7	41.7	9.0	7.6	...	...	...	...	...	9.4	xxx
140 to 179	4.5	4.0	6.4	6.0	6.3	6.5	12.2	12.8	31.7	32.9	38.9	37.7	...	...	...	...	...	7.1	xxx
180 to 219	3.6	3.4	5.2	5.1	5.4	5.7	10.5	11.4	26.2	27.3	48.1	46.3	1.0	0.8	1.0	...	...	6.1	xxx
220 to 259	2.3	2.2	3.6	3.5	3.9	4.0	7.3	8.1	19.3	20.4	47.6	49.5	16.0	12.2	16.0	...	...	5.0	xxx
260 to 499	1.7	1.8	2.6	2.6	2.8	3.0	5.7	6.2	14.1	15.0	30.6	31.6	42.5	39.8	42.5	(Z)	...	5.3	xxx
500 to 999	1.3	1.4	1.7	1.9	2.0	2.1	3.9	4.3	9.0	9.6	17.4	16.8	64.6	63.9	51.0	13.6	...	6.5	xxx
1,000 or more acres	1.1	1.1	1.5	1.5	1.5	1.7	3.1	3.4	7.4	8.1	12.9	13.2	72.4	70.9	31.6	29.3	11.6	15.3	xxx

Z Less than 0.05 percent.

[1]Data for Alaska and Hawaii not included.

Table 11.–OTHER PASTURE AND IMPROVED OTHER PASTURE, BY SIZE OF FARM, FOR THE UNITED STATES: CENSUS OF 1959

[Data for conterminous United States are based on reports for only a sample of farms. See text]

Size group	Other pasture (not cropland and not woodland)						Percent distribution by size of farm		Improved pasture acreage as a percent of—	
	Total			Improved pasture						
	Farms reporting	Acres	Acres per farm	Farms reporting	Acres	Acres per farm	Farms reporting improved pasture	Acres of improved pasture	All land in farms	Total acres of other pasture
Total	1,606,504	464,192,296	289	381,179	24,193,866	63	100.0	100.0	2.2	5.2
Under 10 acres	29,796	94,455	3	6,762	20,434	3	1.8	0.1	1.9	21.6
10 to 49	230,717	2,672,487	12	47,954	424,571	9	12.6	1.8	1.9	15.9
50 to 69	99,624	1,937,575	19	24,039	309,732	13	6.3	1.3	2.1	16.0
70 to 99	165,912	4,197,080	25	39,237	643,758	16	10.3	2.7	2.0	15.3
100 to 139	175,988	5,711,858	32	45,986	929,975	20	12.1	3.8	2.0	16.3
140 to 179	182,053	7,634,346	42	43,796	1,097,603	25	11.5	4.5	1.8	14.4
180 to 219	112,315	5,686,254	51	30,088	868,120	29	7.9	3.6	1.9	15.3
220 to 259	97,880	5,730,262	59	25,408	864,101	34	6.7	3.6	1.9	15.1
260 to 499	270,184	26,156,068	97	68,135	3,364,454	49	17.9	13.9	2.0	12.9
500 to 999	133,291	32,502,528	244	29,570	3,147,932	106	7.8	13.0	2.3	9.7
1,000 or more acres	108,744	371,869,383	3,420	20,204	12,523,186	620	5.3	51.8	2.3	3.4

Table 12.–ALL LAND IN FARMS CLASSIFIED ACCORDING TO USE AND A DISTRIBUTION OF FARMS

[Data for conterminous United States are based on

	Region, division, State, and size group	All land in farms (acres)	Cropland harvested			Cropland used only for pasture (acres)	Cropland not harvested and not pastured (acres)				Woodland pastured (acres)	Woodland not pastured (acres)	Other pasture (not cropland and not woodland) (acres)	
			Farms reporting	Acres	Percent of all land in farms		Total	Cultivated summer fallow[1]	Soil improvement crops and legumes	Other (idle and crop failure)			Total	Improved pasture
1	United States	1,123,378,059	3,216,207	313,636,842	27.9	66,636,501	70,701,724	30,614,776	16,598,312	23,488,636	92,063,106	71,487,294	464,192,296	24,193,866
2	Under 10 acres	1,063,766	130,635	458,364	43.1	86,166	39,661	1,535	5,496	32,630	17,384	26,489	94,455	20,434
3	10 to 49	21,981,046	646,587	9,101,026	41.4	2,538,853	1,450,155	40,747	272,178	1,137,230	1,663,792	2,359,975	2,672,487	424,571
4	50 to 69	15,019,852	222,847	5,432,160	36.2	1,873,600	1,074,545	23,179	248,024	803,342	1,409,023	2,213,932	1,937,575	309,732
5	70 to 99	32,909,744	357,122	12,851,345	39.1	3,968,263	2,158,942	68,928	599,670	1,490,344	3,233,368	4,305,548	4,197,080	643,758
6	100 to 139	46,019,936	360,386	18,613,968	40.4	5,377,437	2,684,405	89,476	810,638	1,784,291	4,667,616	6,153,756	5,711,858	929,975
7	140 to 179	59,686,220	352,677	28,319,955	47.4	5,898,687	3,108,411	331,925	1,068,305	1,708,181	5,296,391	5,917,120	7,634,346	1,097,603
8	180 to 219	44,565,045	212,537	20,613,097	46.3	4,498,816	2,091,674	138,678	713,485	1,239,511	4,261,163	4,951,560	5,686,254	868,120
9	220 to 259	44,887,035	179,643	22,588,821	50.3	3,987,997	2,102,506	266,409	768,726	1,067,371	3,918,695	4,155,295	5,730,262	864,101
10	260 to 499	165,681,361	447,940	78,830,847	47.6	13,217,288	10,813,827	3,052,937	3,510,680	4,250,210	13,797,375	14,655,206	26,156,068	3,364,454
11	500 to 999	137,000,468	187,546	54,306,176	39.6	8,946,414	14,733,217	7,163,882	3,673,581	3,895,754	10,356,963	10,551,497	32,502,528	3,147,932
12	1,000 or more acres	554,563,586	118,287	62,521,083	11.3	16,242,980	30,444,381	19,437,080	4,927,529	6,079,772	43,441,336	16,196,916	371,869,383	12,523,186
13	Conterminous United States	1,120,028,274	3,211,792	313,445,950	28.0	66,464,797	70,540,697	30,614,776	16,598,312	23,327,609	91,905,583	71,124,773	462,750,977	24,072,170
14	Under 10 acres	1,050,448	128,344	452,103	43.0	85,560	37,464	1,535	5,496	30,433	17,201	26,243	93,610	20,161
15	10 to 49	21,939,583	645,078	9,086,123	41.4	2,535,541	1,441,313	40,747	272,178	1,128,388	1,662,611	2,359,024	2,666,255	423,022
16	50 to 69	15,011,132	222,757	5,430,514	36.2	1,871,993	1,073,347	23,179	248,024	802,144	1,408,630	2,213,351	1,935,464	309,341
17	70 to 99	32,897,512	357,025	12,849,512	39.1	3,966,674	2,157,269	68,928	599,670	1,488,671	3,232,544	4,304,146	4,193,666	642,667
18	100 to 139	46,007,584	360,319	18,611,907	40.5	5,375,573	2,683,168	89,476	810,638	1,783,054	4,666,563	6,151,870	5,708,739	928,924
19	140 to 179	59,661,287	352,554	28,316,816	47.5	5,895,913	3,105,708	331,925	1,068,305	1,705,478	5,295,077	5,908,889	7,630,999	1,096,460
20	180 to 219	44,553,698	212,495	20,611,173	46.3	4,497,191	2,091,297	138,678	713,485	1,239,134	4,260,106	4,949,160	5,683,543	867,587
21	220 to 259	44,876,230	179,611	22,586,851	50.3	3,986,577	2,101,926	266,409	768,726	1,066,791	3,917,689	4,152,706	5,727,822	863,118
22	260 to 499	165,632,016	447,873	78,826,077	47.6	13,213,527	10,811,719	3,052,937	3,510,680	4,248,102	13,793,207	14,647,500	26,132,611	3,357,923
23	500 to 999	136,968,178	187,521	54,303,439	39.6	8,941,260	14,731,617	7,163,882	3,673,581	3,894,154	10,354,567	10,545,869	32,493,840	3,145,485
24	1,000 or more acres	551,430,606	118,215	62,371,435	11.3	16,094,988	30,305,869	19,437,080	4,927,529	5,941,260	43,297,388	15,866,015	370,484,428	12,417,482
25	The North	421,567,357	1,559,355	198,935,524	47.2	25,614,385	32,920,337	13,894,144	8,389,834	10,636,359	21,427,041	21,324,775	98,923,770	4,337,296
26	Under 10 acres	277,521	23,035	70,295	25.3	21,697	11,837	55	2,332	9,450	5,060	7,846	29,165	3,230
27	10 to 49	6,273,959	162,595	2,440,845	38.9	690,735	486,041	3,195	126,614	356,232	416,886	503,677	842,624	70,216
28	50 to 69	4,928,481	73,596	2,117,614	43.0	525,885	381,905	2,610	110,360	268,935	342,055	467,718	610,369	57,475
29	70 to 99	15,417,038	173,872	7,540,370	48.9	1,575,925	973,094	20,185	339,320	613,589	1,155,173	1,199,871	1,734,012	161,970
30	100 to 139	23,782,179	193,065	12,092,704	50.8	2,340,476	1,240,456	19,945	453,659	766,852	1,900,247	1,980,453	2,542,981	274,760
31	140 to 179	37,319,800	228,708	21,394,098	57.3	3,127,197	1,662,937	180,220	660,091	822,626	2,515,295	2,232,744	3,958,786	418,638
32	180 to 219	27,824,597	137,957	15,651,893	56.3	2,333,998	1,066,463	51,020	416,446	598,997	2,102,759	1,975,789	2,984,211	327,492
33	220 to 259	30,454,462	125,811	18,106,590	59.5	2,264,100	1,193,026	141,621	486,464	564,941	2,068,739	1,778,851	3,249,329	353,553
34	260 to 499	104,793,810	295,127	59,387,012	56.7	6,809,957	6,426,827	1,968,226	2,147,493	2,311,108	6,441,844	6,159,907	13,700,033	1,251,027
35	500 to 999	70,291,991	101,980	34,054,491	48.4	3,320,812	8,586,493	4,519,600	1,988,535	2,078,358	2,931,166	3,205,428	14,802,772	719,364
36	1,000 or more acres	100,203,519	43,609	26,079,612	26.0	2,603,603	10,891,258	6,987,467	1,658,520	2,245,271	1,547,817	1,812,491	54,469,488	699,571
37	The South	357,440,779	1,372,882	75,943,190	21.2	31,262,204	18,349,125	2,644,818	5,798,506	9,905,801	43,888,560	46,087,311	130,899,527	15,171,708
38	Under 10 acres	575,293	77,627	296,740	51.6	42,258	18,513	225	2,612	15,676	10,546	16,037	44,529	8,572
39	10 to 49	13,484,963	413,062	5,585,831	41.4	1,549,011	846,555	8,880	133,673	704,002	1,149,352	1,764,231	1,575,801	270,068
40	50 to 69	9,110,529	134,579	2,826,782	31.0	1,215,028	643,436	6,685	131,674	505,077	1,008,210	1,696,477	1,212,927	219,052
41	70 to 99	15,450,239	160,682	4,281,294	27.7	2,137,646	1,085,938	19,422	247,042	819,474	1,954,488	2,988,307	2,240,399	422,437
42	100 to 139	19,964,742	149,851	5,385,155	27.0	2,775,325	1,321,053	32,613	337,482	950,958	2,616,343	4,038,885	2,906,898	588,872
43	140 to 179	19,071,476	105,398	5,355,502	28.1	2,470,937	1,239,273	74,250	373,964	791,059	2,533,631	3,500,487	3,179,336	587,969
44	180 to 219	14,706,800	65,171	3,991,605	27.1	1,971,739	909,175	41,835	283,434	583,906	2,001,047	2,876,273	2,387,297	483,199
45	220 to 259	12,343,395	45,758	3,541,682	28.7	1,535,857	772,800	58,972	260,659	453,169	1,674,860	2,256,641	2,127,904	440,007
46	260 to 499	49,886,345	125,330	15,216,435	30.5	5,541,161	3,245,982	437,892	1,156,618	1,651,472	6,441,697	7,986,142	9,888,144	1,854,702
47	500 to 999	47,654,447	61,854	14,353,365	30.1	4,490,418	3,321,072	661,287	1,237,245	1,422,540	5,956,282	6,747,711	11,483,631	2,035,900
48	1,000 or more acres	155,192,550	33,570	15,108,799	9.7	7,532,824	4,945,328	1,302,757	1,634,103	2,008,468	18,542,104	12,216,120	93,852,661	8,260,930
49	The West	344,369,923	283,970	38,758,128	11.3	9,759,912	19,432,262	14,075,814	2,409,972	2,946,476	26,747,505	4,075,208	234,368,999	4,684,862
50	Under 10 acres	210,952	29,973	91,329	43.3	22,211	9,311	1,255	552	7,504	1,778	2,606	20,761	8,632
51	10 to 49	2,222,124	70,930	1,074,350	48.3	299,107	117,559	28,672	11,891	76,996	97,554	92,067	254,062	84,287
52	50 to 69	980,842	14,672	487,764	49.7	132,687	49,204	13,884	5,990	29,330	58,758	49,737	114,279	33,205
53	70 to 99	2,042,467	22,568	1,029,681	50.4	254,692	99,910	29,321	13,308	57,281	123,707	117,370	222,669	59,351
54	100 to 139	2,273,015	17,470	1,136,109	50.0	261,636	122,896	36,918	19,497	66,481	151,026	134,418	261,979	66,343
55	140 to 179	3,294,944	18,571	1,570,355	47.7	300,553	206,201	77,455	34,250	94,496	247,465	183,889	496,224	90,996
56	180 to 219	2,033,648	9,409	969,599	47.7	193,079	116,036	45,823	13,605	56,608	157,357	99,498	314,746	57,429
57	220 to 259	2,089,178	8,074	940,549	45.0	188,040	136,680	65,816	21,603	49,261	175,096	119,803	353,029	70,541
58	260 to 499	11,001,206	27,483	4,227,400	38.4	866,170	1,141,018	646,819	206,569	287,630	913,834	509,157	2,567,891	258,725
59	500 to 999	19,054,030	23,712	5,898,320	31.0	1,135,184	2,825,652	1,982,995	447,801	394,856	1,469,515	598,358	6,216,125	392,668
60	1,000 or more acres	299,167,517	41,108	21,332,672	7.1	6,106,553	14,607,795	11,146,856	1,634,906	1,826,033	23,351,415	2,168,305	223,547,234	3,562,685
61	Conterminous area	341,020,138	279,555	38,567,236	11.3	9,588,208	19,271,235	14,075,814	2,409,972	2,785,449	26,589,982	3,712,687	232,927,680	4,563,166
62	Under 10 acres	197,634	27,682	85,068	43.0	21,605	7,114	1,255	552	5,307	1,595	2,360	19,916	8,359
63	10 to 49	2,180,661	69,421	1,059,447	48.6	295,795	108,717	28,672	11,891	68,154	96,373	91,116	247,830	82,738
64	50 to 69	972,122	14,582	486,118	50.0	131,080	48,006	13,884	5,990	28,132	58,365	49,156	112,168	32,814
65	70 to 99	2,030,235	22,471	1,027,848	50.6	253,103	98,237	29,321	13,308	55,608	122,883	115,968	219,255	58,260
66	100 to 139	2,260,663	17,403	1,134,048	50.2	259,772	121,659	36,918	19,497	65,244	149,973	132,532	258,860	65,292
67	140 to 179	3,270,011	18,448	1,567,216	47.9	297,779	203,498	77,455	34,250	91,793	246,151	175,658	492,877	89,853
68	180 to 219	2,022,301	9,367	967,675	47.9	191,454	115,659	45,823	13,605	56,231	156,300	97,098	312,035	56,896
69	220 to 259	2,078,373	8,042	938,579	45.2	186,620	136,100	65,816	21,603	48,681	174,090	117,214	350,589	69,558
70	260 to 499	10,951,861	27,416	4,222,630	38.6	862,409	1,138,910	646,819	206,569	285,522	909,666	501,451	2,544,434	252,194
71	500 to 999	19,021,740	23,687	5,895,583	31.0	1,130,030	2,824,052	1,982,995	447,801	393,256	1,467,119	592,730	6,207,437	390,221
72	1,000 or more acres	296,034,537	41,036	21,183,024	7.2	5,958,561	14,469,283	11,146,856	1,634,906	1,687,521	23,207,467	1,837,404	222,162,279	3,456,981
	GEOGRAPHIC DIVISIONS													
73	New England	9,327,474	48,255	2,254,544	24.2	652,164	369,197	...	81,795	287,402	1,073,274	3,632,476	900,209	117,181
74	Under 10 acres	20,736	2,131	5,591	27.0	1,316	1,585	...	75	1,510	225	1,961	1,010	60
75	10 to 49	300,688	8,281	85,401	28.4	27,786	25,492	...	3,050	22,442	15,865	82,390	21,810	1,895
76	50 to 69	266,460	3,912	71,198	26.7	26,907	15,194	...	1,247	13,947	18,470	92,801	20,325	1,190
77	70 to 99	462,981	4,987	125,097	27.0	41,282	23,394	...	3,986	19,408	40,395	166,137	37,514	3,762
78	100 to 139	798,396	6,435	220,636	27.6	64,270	40,098	...	8,696	31,402	77,278	286,942	65,150	7,445
79	140 to 179	842,386	5,094	229,397	27.2	68,304	32,002	...	8,470	23,532	91,527	298,755	84,843	8,843
80	180 to 219	839,362	4,093	223,913	26.7	62,307	34,209	...	8,062	26,147	108,490	286,546	91,932	11,460
81	220 to 259	679,789	2,745	179,426	26.4	49,330	25,349	...	5,321	20,028	89,748	240,896	70,131	9,810
82	260 to 499	2,723,757	7,677	686,179	25.2	178,430	77,487	...	21,121	56,366	378,632	990,730	315,023	47,488
83	500 to 999	1,550,255	2,399	315,452	20.3	99,538	55,205	...	13,952	41,253	183,743	709,558	131,418	17,696
84	1,000 or more acres	842,664	501	112,254	13.3	32,694	39,182	...	7,815	31,367	68,901	475,760	61,053	7,532

Z Less than 0.05 percent. [1]Data for 17 conterminous Western States. See text.

BY ACRES OF CROPLAND HARVESTED, BY SIZE OF FARM, BY DIVISIONS AND STATES: 1959

reports for only a sample of farms. See text]

Other land (house lots, roads, wasteland, etc.) (acres)	Cropland, total (acres)	Land pastured, total (acres)	Woodland, total (acres)	Farms by acres of cropland harvested														
				Number							Percent distribution							
				1 to 9 acres	10 to 19 acres	20 to 29 acres	30 to 49 acres	50 to 99 acres	100 to 199 acres	200 or more acres	1 to 9 acres	10 to 19 acres	20 to 29 acres	30 to 49 acres	50 to 99 acres	100 to 199 acres	200 or more acres	
44,660,296	450,975,067	622,891,903	163,550,400	547,130	434,079	300,556	394,242	569,794	542,376	428,030	17.0	13.5	9.3	12.3	17.7	16.9	13.3	1
341,247	584,191	198,005	43,873	130,635	...	...	...	...	...	...	100.0	...	...	...	...	...	...	2
2,194,758	13,090,034	6,875,132	4,023,767	251,055	224,843	107,342	63,347	...	...	...	38.8	34.8	16.6	9.8	...	...	...	3
1,079,017	8,380,305	5,220,198	3,622,955	48,979	52,603	41,535	56,941	22,789	...	...	22.0	23.6	18.6	25.6	10.2	...	...	4
2,195,198	18,978,550	11,398,711	7,538,916	47,615	58,476	51,974	89,398	109,659	...	...	13.3	16.4	14.6	25.0	30.7	...	...	5
2,810,896	26,675,810	15,756,911	10,821,372	29,812	41,540	40,707	69,442	146,514	32,371	...	8.3	11.5	11.3	19.3	40.7	9.0	...	6
3,511,310	37,327,053	18,829,424	11,213,511	15,756	22,558	22,214	43,135	111,844	137,170	...	4.5	6.4	6.3	12.2	31.7	38.9	...	7
2,462,481	27,203,587	14,446,233	9,212,723	7,546	11,065	11,537	22,328	55,625	102,242	2,194	3.6	5.2	5.4	10.5	26.2	48.1	1.0	8
2,403,459	28,679,324	13,636,954	8,073,990	4,157	6,550	6,918	13,120	34,726	85,468	28,704	2.3	3.6	3.9	7.3	19.3	47.6	16.0	9
8,210,750	102,861,962	53,170,731	28,452,581	7,710	11,441	12,701	25,573	62,968	137,177	190,370	1.7	2.6	2.8	5.7	14.1	30.6	42.5	10
5,603,673	77,985,807	51,805,905	20,908,460	2,508	3,245	3,814	7,253	16,972	32,634	121,120	1.3	1.7	2.0	3.9	9.0	17.4	64.6	11
13,847,507	109,208,444	431,553,699	59,638,252	1,357	1,758	1,814	3,705	8,697	15,314	85,642	1.1	1.5	1.5	3.1	7.4	12.9	72.4	12
43,795,497	450,451,444	621,121,357	163,030,356	543,793	433,490	300,374	394,115	569,710	542,335	427,975	16.9	13.5	9.4	12.3	17.7	16.9	13.3	13
338,267	575,127	196,371	43,444	128,344	...	...	...	...	...	...	100.0	...	...	...	...	...	...	14
2,188,716	13,062,977	6,864,407	4,021,635	250,201	224,351	107,220	63,306	...	...	...	38.8	34.8	16.6	9.8	...	...	...	15
1,077,833	8,375,854	5,216,087	3,621,981	48,940	52,584	41,527	56,926	22,780	...	...	22.0	23.6	18.6	25.6	10.2	...	...	16
2,193,701	18,973,455	11,392,884	7,536,690	47,576	58,455	51,962	89,380	109,652	...	...	13.3	16.4	14.6	25.0	30.7	...	...	17
2,809,764	26,670,648	15,750,875	10,818,433	29,788	41,529	40,703	69,431	146,501	32,367	...	8.3	11.5	11.3	19.3	40.7	9.0	...	18
3,507,885	37,318,437	18,821,989	11,203,966	15,714	22,530	22,195	43,117	111,834	137,164	...	4.5	6.4	6.3	12.4	31.7	38.9	...	19
2,461,228	27,199,661	14,440,840	9,209,266	7,537	11,061	11,531	22,321	55,615	102,237	2,193	3.5	5.2	5.4	10.5	26.2	48.1	1.0	20
2,402,659	28,675,354	13,632,088	8,070,395	4,150	6,548	6,916	13,117	34,715	85,461	28,704	2.3	3.6	3.9	7.3	19.3	47.6	16.0	21
8,207,375	102,851,323	53,139,345	28,440,707	7,697	11,435	12,697	25,562	62,949	137,168	190,365	1.7	2.6	2.8	5.7	14.1	30.6	42.5	22
5,597,586	77,976,316	51,789,667	20,900,436	2,501	3,244	3,810	7,253	16,971	32,627	121,115	1.3	1.7	2.0	3.9	9.1	17.4	64.6	23
13,010,483	108,772,292	429,876,804	59,163,403	1,345	1,753	1,813	3,702	8,693	15,311	85,598	1.1	1.5	1.5	3.1	7.4	13.0	72.4	24
22,421,525	257,470,246	145,965,196	42,751,816	113,966	108,381	94,846	176,189	360,392	407,427	298,154	7.3	7.0	6.1	11.3	23.1	26.1	19.1	25
131,621	103,829	55,922	12,906	23,035	...	...	...	...	...	...	100.0	...	...	...	...	...	...	26
893,151	3,617,621	1,950,245	920,563	59,052	54,216	29,583	19,744	...	...	...	36.3	33.3	18.2	12.1	...	...	...	27
482,935	3,025,404	1,478,309	809,773	9,120	13,596	15,268	27,417	8,195	...	...	12.4	18.5	20.7	37.3	11.1	...	...	28
1,238,593	10,089,389	4,465,110	2,355,044	10,357	17,099	20,512	52,171	73,733	...	...	6.0	9.8	11.8	30.0	42.4	...	...	29
1,684,862	15,673,636	6,783,704	3,880,700	5,564	10,855	14,110	33,858	106,830	21,848	...	2.9	5.6	7.3	17.5	55.3	11.3	...	30
2,428,743	26,184,232	9,601,278	4,748,039	3,175	5,904	6,981	19,612	79,240	113,796	...	1.4	2.6	3.1	8.6	34.6	49.8	...	31
1,709,484	19,052,354	7,420,968	4,078,548	1,353	2,567	3,203	9,275	35,646	84,729	1,184	10.0	1.9	2.3	6.7	25.8	61.4	0.9	32
1,793,827	21,563,716	7,582,168	3,847,590	763	1,533	1,763	5,057	20,631	71,868	24,196	0.6	1.2	1.4	4.0	16.4	57.1	19.2	33
5,868,230	72,623,796	26,951,834	12,601,751	1,218	2,088	2,743	7,369	30,360	97,260	154,089	0.4	0.7	0.9	2.5	10.3	33.0	52.2	34
3,390,829	45,961,796	21,054,750	6,136,594	265	397	536	1,306	4,595	14,568	80,313	0.3	0.4	0.5	1.3	4.5	14.3	78.8	35
2,799,250	39,574,473	58,620,908	3,360,308	64	126	147	380	1,162	3,358	38,372	0.1	0.3	0.3	0.9	2.7	7.7	88.0	36
11,010,862	125,554,519	206,050,291	89,975,871	368,921	291,332	183,847	188,017	166,045	95,715	79,005	26.9	21.2	13.4	13.7	12.1	7.0	5.8	37
146,670	357,511	97,333	26,583	77,627	...	...	...	...	...	...	100.0	...	...	...	...	...	...	38
1,014,182	7,981,397	4,274,164	2,913,583	165,731	146,418	66,297	34,616	...	...	...	40.1	35.4	16.1	8.4	...	...	...	39
507,669	4,685,246	3,436,165	2,704,687	38,134	36,718	24,117	24,600	11,010	...	...	28.3	27.3	17.9	18.3	8.2	...	...	40
762,167	7,504,878	6,332,533	4,942,795	35,422	39,088	29,139	32,149	24,884	...	...	22.0	24.3	18.1	20.0	15.5	...	...	41
921,083	9,481,533	8,298,566	6,655,228	23,293	29,358	25,227	33,130	31,944	6,899	...	15.5	19.6	16.8	22.1	21.3	4.6	...	42
792,310	9,065,712	8,183,904	6,034,118	11,629	15,596	14,085	21,440	27,172	15,476	...	11.0	14.8	13.4	20.3	25.8	14.7	...	43
569,664	6,872,519	6,360,083	4,877,320	5,879	7,978	7,796	12,182	17,787	12,831	718	9.0	12.2	12.0	18.7	27.3	19.7	1.1	44
433,651	5,850,339	5,338,621	3,931,501	3,071	4,612	4,728	7,350	12,434	10,453	3,110	6.7	10.0	10.3	16.1	27.2	22.8	6.8	45
1,566,784	24,003,578	21,871,002	14,427,839	5,634	8,320	8,887	16,073	27,592	31,539	27,285	4.5	6.6	7.1	12.8	22.0	25.2	21.8	46
1,301,968	22,164,855	21,930,331	12,703,993	1,758	2,271	2,584	4,642	9,312	13,070	28,217	2.8	3.7	4.2	7.5	15.1	21.1	45.6	47
2,994,714	27,586,951	119,927,589	30,758,224	743	973	987	1,835	3,910	5,447	19,675	2.2	2.9	2.9	5.5	11.6	16.2	58.6	48
11,227,909	67,950,302	270,876,416	30,822,713	64,243	34,366	21,863	30,036	43,357	39,234	50,871	22.6	12.1	7.7	10.6	15.3	13.8	17.9	49
62,956	122,851	44,750	4,384	29,973	...	...	...	...	...	...	100.0	...	...	...	...	...	...	50
287,425	1,491,016	650,723	189,621	26,272	24,209	11,462	8,987	...	...	...	37.0	34.1	16.2	12.7	...	...	...	51
88,413	669,655	305,724	108,495	1,725	2,289	2,150	4,924	3,584	...	...	11.8	15.6	14.7	33.6	24.4	...	...	52
194,438	1,384,283	601,068	241,077	1,836	2,289	2,323	5,078	11,042	...	...	8.1	10.1	10.3	22.5	48.9	...	...	53
204,951	1,520,641	674,641	285,444	955	1,327	1,370	2,454	7,740	3,624	...	5.5	7.6	7.8	14.0	44.3	20.7	...	54
290,257	2,077,109	1,044,242	431,354	952	1,058	1,148	2,083	5,432	7,898	...	5.1	5.7	6.2	11.2	29.2	42.5	...	55
183,333	1,278,714	665,182	256,855	314	520	538	871	2,192	4,682	292	3.3	5.5	5.7	9.3	23.3	49.8	3.1	56
175,981	1,265,269	716,165	294,899	323	405	427	713	1,661	3,147	1,398	4.0	5.0	5.3	8.8	20.6	39.0	17.3	57
775,736	6,234,588	4,347,895	1,422,991	858	1,033	1,071	2,131	5,016	8,378	8,996	3.1	3.8	3.9	7.8	18.3	30.5	32.7	58
910,876	9,859,156	8,820,824	2,067,873	485	577	694	1,305	3,065	4,996	12,590	2.0	2.4	2.9	5.5	12.9	21.1	53.1	59
8,053,543	42,047,020	253,005,202	25,519,720	550	659	680	1,490	3,625	6,509	27,595	1.3	1.6	1.7	3.6	8.8	15.8	67.1	60
10,363,110	67,426,679	269,105,870	30,302,669	60,906	33,777	21,681	29,909	43,273	39,193	50,816	21.8	12.1	7.8	10.7	15.5	14.0	18.2	61
59,976	113,787	43,116	3,955	27,682	...	...	...	...	...	...	100.0	...	...	...	...	...	...	62
281,383	1,463,959	639,998	187,489	25,418	23,717	11,340	8,946	...	...	...	36.6	34.2	16.3	12.9	...	...	...	63
87,229	665,204	301,613	107,521	1,686	2,270	2,142	4,909	3,575	...	...	11.6	15.6	14.7	33.7	24.5	...	...	64
192,941	1,379,188	595,241	238,851	1,797	2,268	2,311	5,060	11,035	...	...	8.0	10.1	10.3	22.5	49.1	...	...	65
203,819	1,515,479	668,605	282,505	931	1,316	1,366	2,443	7,727	3,620	...	5.3	7.6	7.8	14.0	44.4	20.8	...	66
286,832	2,068,493	1,036,807	421,809	910	1,030	1,129	2,065	5,422	7,892	...	4.9	5.6	6.1	11.2	29.4	42.8	...	67
182,080	1,274,788	659,789	253,398	305	516	532	864	2,182	4,677	291	3.3	5.5	5.7	9.2	23.3	49.9	3.1	68
175,181	1,261,299	711,299	291,304	316	403	425	710	1,650	3,140	1,398	3.9	5.0	5.3	8.8	20.5	39.0	17.4	69
772,361	6,223,949	4,316,509	1,411,117	845	1,027	1,067	2,120	4,997	8,369	8,991	3.1	3.7	3.9	7.7	18.2	30.5	32.8	70
904,789	9,849,665	8,804,586	2,059,849	478	576	690	1,305	3,064	4,989	12,585	2.0	2.4	2.9	5.5	12.9	21.1	53.1	71
7,216,519	41,610,868	251,328,307	25,044,871	538	654	679	1,487	3,621	6,506	27,551	1.3	1.6	1.7	3.6	8.8	15.9	67.1	72
445,610	3,275,905	2,625,647	4,705,750	10,158	7,226	5,950	8,645	10,433	4,701	1,142	21.1	15.0	12.3	17.9	21.6	9.7	2.4	73
9,048	8,492	2,551	2,186	2,131	...	...	...	...	...	...	100.0	...	...	...	...	...	...	74
41,944	138,679	65,461	98,255	4,496	2,608	862	315	...	...	...	54.3	31.5	10.4	3.8	...	...	...	75
21,565	113,299	65,702	111,271	1,153	1,060	908	668	123	...	...	29.5	27.1	23.2	17.1	3.1	...	...	76
29,162	189,773	119,191	206,532	881	1,114	1,152	1,361	479	...	...	17.7	22.3	23.1	27.3	9.6	...	...	77
44,022	325,004	206,698	364,220	635	1,069	1,262	1,916	1,489	64	...	9.9	16.6	19.6	29.8	23.1	1.0	...	78
37,558	329,703	244,674	390,282	349	564	641	1,446	1,866	228	...	6.9	11.1	12.6	28.4	36.6	4.5	...	79
31,965	320,429	262,729	395,036	160	326	400	1,060	1,699	446	2	3.9	8.0	9.8	25.9	41.5	10.9	(Z)	80
24,909	254,105	209,209	330,644	96	136	205	582	1,212	487	27	3.5	5.0	7.5	21.2	44.2	17.7	1.0	81
97,276	942,096	872,085	1,369,362	185	281	405	1,096	2,864	2,422	424	2.4	3.7	5.3	14.3	37.3	31.5	5.5	82
55,341	470,195	414,699	893,301	60	55	106	170	610	911	487	2.5	2.3	4.4	7.1	25.4	38.0	20.3	83
52,820	184,130	162,648	544,661	12	13	9	31	91	143	202	2.4	2.6	1.8	6.2	18.2	28.5	40.3	84

Table 12.--ALL LAND IN FARMS CLASSIFIED ACCORDING TO USE AND A DISTRIBUTION OF FARMS

[Data for conterminous United States are based on

	Region, division, State, and size group	All land in farms (acres)	Cropland harvested			Cropland used only for pasture (acres)	Cropland not harvested and not pastured (acres)				Woodland pastured (acres)	Woodland not pastured (acres)	Other pasture (not cropland and not woodland) (acres)	
			Farms reporting	Acres	Percent of all land in farms		Total	Cultivated summer fallow[1]	Soil improvement crops and legumes	Other (idle and crop failure)			Total	Improved pasture
	GEOGRAPHIC DIVISIONS—Continued													
1	Middle Atlantic.....	26,786,520	177,952	10,802,873	40.3	2,277,157	1,734,051	...	402,145	1,331,906	1,614,969	4,518,265	3,996,084	537,596
2	Under 10 acres.....	61,576	6,610	19,026	30.9	3,390	4,575	...	864	3,711	435	3,050	3,081	395
3	10 to 49.....	1,044,091	31,402	425,781	40.8	84,696	130,509	...	25,543	104,966	29,916	124,871	94,736	10,405
4	50 to 69.....	1,055,101	16,884	454,015	43.0	86,544	120,760	...	27,897	92,863	40,900	135,729	113,478	13,535
5	70 to 99.....	2,086,878	23,799	934,257	44.8	174,532	196,428	...	37,819	158,609	90,153	271,966	248,796	32,359
6	100 to 139.....	3,660,910	30,390	1,635,479	44.7	313,822	282,611	...	61,139	221,472	186,124	512,566	478,041	69,612
7	140 to 179.....	3,329,279	20,489	1,425,445	42.8	304,589	197,879	...	44,542	153,337	204,215	495,634	494,817	65,575
8	180 to 219.....	2,926,542	14,530	1,234,474	42.2	255,145	159,238	...	40,425	118,813	192,437	439,785	478,547	61,745
9	220 to 259.....	2,387,757	9,843	970,819	40.7	203,587	122,704	...	28,028	94,676	172,570	371,539	421,368	53,460
10	260 to 499.....	6,729,708	19,621	2,568,698	38.2	580,198	324,834	...	71,600	253,234	480,886	1,211,098	1,177,152	150,901
11	500 to 999.....	2,446,516	3,776	830,859	34.0	189,494	132,305	...	46,015	86,290	175,737	592,656	359,890	55,248
12	1,000 or more acres....	1,058,162	608	304,020	28.7	81,160	62,208	...	18,273	43,935	41,596	359,371	126,178	24,361
13	East North Central..	103,440,345	610,834	59,043,606	57.1	8,804,134	4,756,408	...	1,955,615	2,800,793	7,965,249	8,044,602	7,885,220	1,143,895
14	Under 10 acres.....	113,347	9,579	29,428	26.0	9,791	4,834	...	1,260	3,574	3,015	2,220	11,148	1,220
15	10 to 49.....	3,125,297	83,756	1,341,632	42.9	336,845	268,972	...	76,231	192,741	195,080	219,405	322,508	30,617
16	50 to 69.....	2,429,174	37,362	1,151,188	47.4	251,987	201,383	...	65,016	136,367	159,570	183,560	235,615	24,400
17	70 to 99.....	7,837,487	91,082	4,090,783	52.2	810,744	535,739	...	196,120	339,619	553,768	565,952	645,157	66,724
18	100 to 139.....	11,444,240	94,622	6,195,835	54.1	1,149,893	619,787	...	235,274	384,513	885,570	857,141	921,021	115,638
19	140 to 179.....	14,084,805	87,456	8,079,208	57.4	1,286,452	615,678	...	248,133	367,545	1,116,293	971,866	1,106,821	147,150
20	180 to 219.....	11,616,848	58,032	6,778,466	58.4	998,541	470,316	...	187,154	283,162	903,464	849,647	909,687	120,586
21	220 to 259.....	10,781,920	44,867	6,546,197	60.7	866,376	391,103	...	173,555	217,548	849,459	761,460	737,920	109,460
22	260 to 499.....	29,981,930	87,592	18,184,484	60.7	2,205,787	1,116,047	...	514,800	601,247	2,305,543	2,361,597	2,088,911	342,928
23	500 to 999.....	9,441,985	14,875	5,515,381	58.4	675,255	401,276	...	208,117	193,159	752,347	877,033	654,171	128,743
24	1,000 or more acres....	2,583,312	1,611	1,131,004	43.8	212,463	131,273	...	49,955	81,318	241,140	394,721	252,261	56,429
25	West North Central..	282,013,018	722,314	126,834,501	45.0	13,880,930	26,060,681	13,894,144	5,950,279	6,216,258	10,773,549	5,129,432	86,142,257	2,538,624
26	Under 10 acres.....	81,862	4,715	16,250	19.9	7,200	843	55	133	655	1,385	615	13,926	1,555
27	10 to 49.....	1,803,883	39,156	588,031	32.6	241,408	61,068	3,195	21,790	36,083	176,025	77,011	403,570	27,299
28	50 to 69.....	1,177,746	15,438	441,213	37.5	160,447	44,568	2,610	16,200	25,758	123,115	55,628	240,951	18,350
29	70 to 99.....	5,029,692	54,004	2,390,233	47.5	549,367	217,533	20,185	101,395	95,953	470,857	195,816	802,545	59,125
30	100 to 139.....	7,878,633	61,618	4,040,754	51.3	812,491	297,960	19,945	148,550	129,465	751,275	323,804	1,078,769	82,065
31	140 to 179.....	19,063,330	115,669	11,660,048	61.2	1,467,852	817,378	180,220	358,946	278,212	1,103,260	466,489	2,272,305	197,070
32	180 to 219.....	12,441,845	61,302	7,415,040	60.0	1,018,005	402,700	51,020	180,805	170,875	898,368	399,811	1,504,045	133,701
33	220 to 259.....	16,604,996	68,356	10,410,148	62.7	1,144,807	653,870	141,621	279,560	232,689	956,962	404,956	2,019,910	180,823
34	260 to 499.....	65,358,415	180,237	37,947,651	58.1	3,845,542	4,908,459	1,968,226	1,539,972	1,400,261	3,276,783	1,596,482	10,118,947	709,710
35	500 to 999.....	56,853,235	80,930	27,392,799	48.2	2,356,525	7,997,707	4,519,600	1,720,451	1,757,656	1,819,339	1,026,181	13,657,293	517,677
36	1,000 or more acres....	95,719,381	40,889	24,532,334	25.6	2,277,286	10,658,595	6,987,467	1,582,477	2,088,651	1,196,180	582,639	54,029,996	611,249
37	South Atlantic.....	83,281,162	527,879	20,056,210	24.1	5,585,317	4,466,395	...	1,041,667	3,424,728	12,418,125	25,766,488	11,508,085	3,661,022
38	Under 10 acres.....	239,111	35,414	131,632	55.1	9,941	8,653	...	1,062	7,591	3,606	10,422	14,922	3,839
39	10 to 49.....	5,581,565	183,978	2,562,158	45.9	338,626	387,519	...	53,984	333,535	334,853	1,050,213	498,201	120,287
40	50 to 69.....	3,788,985	59,841	1,297,244	34.2	248,510	288,903	...	50,943	237,960	316,799	1,045,699	394,140	95,790
41	70 to 99.....	5,488,949	61,374	1,658,380	30.2	380,699	433,554	...	84,359	349,195	496,983	1,679,377	586,507	155,980
42	100 to 139.....	7,179,441	57,606	2,051,924	28.6	502,229	503,414	...	101,736	401,678	710,413	2,322,155	784,477	222,802
43	140 to 179.....	5,832,175	34,808	1,622,763	27.8	424,799	370,692	...	89,700	280,992	604,658	1,921,750	659,714	201,242
44	180 to 219.....	4,873,422	23,064	1,341,461	27.5	356,262	298,953	...	70,930	228,023	523,236	1,612,890	571,435	173,718
45	220 to 259.....	3,830,641	15,021	1,039,029	27.1	290,751	228,038	...	62,120	165,918	423,168	1,253,637	471,541	165,860
46	260 to 499.....	13,057,789	35,327	3,448,265	26.4	998,527	701,378	...	185,382	515,996	1,520,702	4,428,180	1,553,279	602,751
47	500 to 999.....	10,672,582	14,784	2,489,762	23.3	831,410	545,245	...	157,929	387,316	1,377,595	3,785,127	1,311,897	547,730
48	1,000 or more acres....	22,736,502	6,662	2,413,592	10.6	1,203,563	700,046	...	183,522	516,524	6,106,112	6,657,038	4,661,972	1,371,023
49	East South Central..	68,338,270	492,187	16,575,864	24.3	11,104,309	4,112,690	...	1,291,187	2,821,503	10,470,828	14,534,379	8,422,066	2,232,880
50	Under 10 acres.....	220,608	32,410	124,040	56.2	20,952	7,016	...	1,390	5,626	3,475	3,900	12,470	2,400
51	10 to 49.....	5,054,631	162,919	2,095,294	41.5	756,691	326,849	...	61,334	265,515	474,345	550,573	479,630	69,732
52	50 to 69.....	3,490,066	53,290	1,008,245	28.9	657,466	259,845	...	57,291	202,554	435,629	538,133	381,712	58,742
53	70 to 99.....	6,064,553	66,015	1,565,588	25.8	1,128,865	437,788	...	106,792	330,996	880,199	1,021,297	698,652	119,996
54	100 to 139.....	7,494,616	58,994	1,831,621	24.4	1,472,294	518,461	...	146,384	372,077	1,079,625	1,378,071	814,083	156,292
55	140 to 179.....	6,187,381	36,092	1,436,795	23.2	1,166,739	395,666	...	122,002	273,664	954,344	1,231,218	701,700	145,655
56	180 to 219.....	4,789,640	22,225	1,094,902	22.9	910,904	305,309	...	99,675	205,634	721,611	981,167	546,408	122,141
57	220 to 259.....	3,565,127	13,728	835,732	23.4	646,198	219,441	...	81,321	138,120	548,549	750,808	415,964	100,438
58	260 to 499.....	11,429,609	30,250	2,561,077	22.4	1,920,834	686,740	...	261,726	425,014	1,781,314	2,625,157	1,412,305	397,814
59	500 to 999.....	8,026,737	10,966	1,827,679	22.8	1,123,920	410,115	...	157,544	252,571	1,286,945	2,007,972	1,093,644	346,945
60	1,000 or more acres....	12,015,302	5,298	2,194,891	18.3	1,299,446	545,460	...	195,728	349,732	2,304,792	3,446,083	1,865,498	712,725
61	West South Central..	205,821,347	352,816	39,311,116	19.1	14,572,578	9,770,040	2,644,818	3,465,652	3,659,570	20,999,607	5,786,444	110,969,376	9,277,806
62	Under 10 acres.....	115,574	9,803	41,068	35.5	11,365	2,844	225	160	2,459	3,465	1,715	17,137	2,333
63	10 to 49.....	2,848,767	66,165	928,379	32.6	453,694	132,187	8,880	18,355	104,952	340,154	163,445	597,970	80,049
64	50 to 69.....	1,831,478	21,448	521,293	28.5	309,052	94,688	6,685	23,440	64,563	255,782	112,645	437,075	64,520
65	70 to 99.....	3,896,737	33,293	1,057,326	27.1	628,082	214,596	19,422	55,891	139,283	577,306	287,633	955,240	146,461
66	100 to 139.....	5,290,685	33,251	1,501,610	28.4	800,802	299,178	32,613	89,362	177,203	826,305	338,659	1,308,338	209,778
67	140 to 179.....	7,051,920	34,498	2,295,944	32.6	879,399	472,915	74,250	162,262	236,403	974,629	347,519	1,817,922	241,072
68	180 to 219.....	5,043,738	19,882	1,555,242	30.8	704,573	304,913	41,835	112,829	150,249	756,200	282,216	1,269,454	187,340
69	220 to 259.....	4,947,627	17,009	1,666,921	33.7	598,908	325,321	58,972	117,218	149,131	703,143	252,196	1,240,399	173,709
70	260 to 499.....	25,398,947	59,753	9,207,093	36.2	2,621,800	1,857,864	437,892	709,510	710,462	3,139,681	932,805	6,922,560	854,137
71	500 to 999.....	28,955,128	36,104	10,035,924	34.7	2,535,088	2,365,712	661,287	921,772	782,653	3,291,742	954,612	9,078,090	1,141,225
72	1,000 or more acres....	120,440,746	21,610	10,500,316	8.7	5,029,815	3,699,822	1,302,757	1,254,853	1,142,212	10,131,200	2,112,999	87,325,191	6,177,182
73	Mountain.....	264,251,589	126,383	23,039,204	8.7	4,868,829	13,312,837	9,758,252	1,910,935	1,643,650	16,281,929	1,194,885	198,268,595	3,090,854
74	Under 10 acres.....	44,355	4,907	16,217	36.6	6,409	1,395	404	40	951	150	270	5,778	2,965
75	10 to 49.....	562,221	17,464	277,552	49.4	76,529	25,842	7,865	2,695	15,282	13,450	5,565	85,859	26,851
76	50 to 69.....	291,003	4,464	152,423	52.4	34,630	13,775	5,045	1,455	7,275	9,911	3,185	48,873	13,545
77	70 to 99.....	859,485	9,938	486,424	56.6	91,291	40,346	14,785	3,715	21,846	27,035	12,018	110,264	28,174
78	100 to 139.....	1,002,799	7,941	550,318	54.9	93,923	47,479	19,388	6,460	21,631	40,130	14,975	150,475	36,838
79	140 to 179.....	1,786,789	10,399	921,497	51.6	143,819	121,675	54,634	23,610	43,431	81,351	33,076	315,308	51,819
80	180 to 219.....	988,767	4,768	515,720	52.2	73,943	59,532	29,725	7,130	22,677	49,840	12,148	176,080	26,885
81	220 to 259.....	1,109,259	4,419	508,545	45.8	93,444	76,729	43,749	9,469	23,511	64,895	21,805	238,319	39,116
82	260 to 499.....	6,521,470	16,540	2,439,955	37.4	439,630	802,806	488,472	150,008	164,326	377,835	110,805	1,870,531	164,634
83	500 to 999.....	12,380,485	15,341	3,471,294	28.0	583,793	2,017,041	1,409,114	365,606	242,321	690,593	190,857	4,858,609	253,610
84	1,000 or more acres....	238,704,956	30,202	13,699,259	5.7	3,231,418	10,106,217	7,685,071	1,340,747	1,080,399	14,926,739	790,181	190,408,499	2,446,417

[1]Data for 17 conterminous Western States. See text.

BY ACRES OF CROPLAND HARVESTED, BY SIZE OF FARM, BY DIVISIONS AND STATES: 1959—Continued

reports for only a sample of farms. See text]

Other land (house lots, roads, wasteland, etc.) (acres)	Cropland, total (acres)	Land pastured, total (acres)	Woodland, total (acres)	Farms by acres of cropland harvested: Number: 1 to 9 acres	10 to 19 acres	20 to 29 acres	30 to 49 acres	50 to 99 acres	100 to 199 acres	200 or more acres	Percent distribution: 1 to 9 acres	10 to 19 acres	20 to 29 acres	30 to 49 acres	50 to 99 acres	100 to 199 acres	200 or more acres	
1,843,121	14,814,081	7,888,210	6,133,234	25,848	20,499	17,041	31,390	51,901	25,797	5,476	14.5	11.5	9.6	17.6	29.2	14.5	3.1	1
28,019	26,991	6,906	3,485	6,610	...	...	...	...	...	...	100.0	...	...	...	...	...	...	2
153,582	640,986	209,348	154,787	13,058	10,591	5,055	2,698	...	...	...	41.6	33.7	16.1	8.6	...	...	...	3
103,675	661,319	240,922	176,629	2,241	3,365	3,889	6,192	1,197	...	...	13.3	19.9	23.0	36.7	7.1	...	...	4
170,746	1,305,217	513,481	362,119	1,681	2,951	3,381	7,999	7,787	...	...	7.1	12.4	14.2	33.6	32.7	...	...	5
252,267	2,231,912	977,987	698,690	1,128	2,001	2,673	7,613	15,550	1,425	...	3.7	6.6	8.8	25.1	51.2	4.7	...	6
206,700	1,927,913	1,003,621	699,849	576	776	1,007	3,397	10,653	4,080	...	2.8	3.8	4.9	16.6	52.0	19.9	...	7
166,916	1,648,857	926,129	632,222	210	385	476	1,606	6,910	4,926	17	1.4	2.6	3.3	11.1	47.6	33.9	0.1	8
125,170	1,297,110	797,525	544,109	65	146	202	857	4,147	4,190	236	0.7	1.5	2.1	8.7	42.1	42.6	2.4	9
386,842	3,473,730	2,238,236	1,691,984	220	237	311	901	5,202	9,717	3,033	1.1	1.2	1.6	4.6	26.5	49.5	15.5	10
165,575	1,152,658	725,121	768,393	55	40	40	105	411	1,360	1,765	1.5	1.1	1.1	2.8	10.9	36.0	46.7	11
83,629	447,388	248,934	400,967	4	7	7	22	44	99	425	0.7	1.2	1.2	3.6	7.2	16.3	69.9	12
6,941,126	72,604,148	24,654,603	16,009,851	49,375	48,477	44,153	85,342	167,749	144,489	71,249	8.1	7.9	7.2	14.0	27.5	23.7	11.7	13
52,911	44,053	23,954	5,235	9,579	...	...	...	...	...	...	100.0	...	...	...	...	...	...	14
440,855	1,947,449	854,433	414,485	27,684	27,313	16,939	11,820	...	...	...	33.1	32.6	20.2	14.1	...	...	...	15
245,871	1,604,558	647,172	343,130	3,645	6,029	7,319	15,611	4,758	...	...	9.8	16.1	19.6	41.8	12.7	...	...	16
635,344	5,437,266	2,009,669	1,119,720	4,508	7,438	9,584	28,520	41,032	...	...	4.9	8.2	10.5	31.3	45.0	...	...	17
814,993	7,965,515	2,956,484	1,742,711	2,056	4,063	5,627	14,890	57,043	10,943	...	2.2	4.3	5.9	15.7	60.3	11.6	...	18
908,487	9,981,338	3,509,566	2,088,159	935	2,001	2,578	7,525	33,688	40,729	...	1.1	2.3	2.9	8.6	38.5	46.6	...	19
706,727	8,247,323	2,811,692	1,753,111	430	815	1,052	3,348	14,661	37,121	605	0.7	1.4	1.8	5.8	25.3	64.0	1.0	20
629,405	7,803,676	2,453,755	1,610,919	242	376	446	1,667	7,271	26,004	8,861	0.5	0.8	1.0	3.7	16.2	58.0	19.7	21
1,719,561	21,506,318	6,600,241	4,667,140	257	392	550	1,799	8,598	27,757	48,239	0.3	0.4	0.6	2.1	9.8	31.7	55.1	22
566,522	6,591,912	2,081,773	1,629,380	35	40	45	130	637	1,803	12,185	0.2	0.3	0.3	0.9	4.3	12.1	81.9	23
220,450	1,474,740	705,864	635,861	4	10	13	32	61	132	1,359	0.2	0.6	0.8	2.0	3.8	8.2	84.4	24
13,191,668	166,776,112	110,796,736	15,902,981	28,585	32,179	27,702	50,812	130,309	232,440	220,287	4.0	4.5	3.8	7.0	18.0	32.2	30.5	25
41,643	24,293	22,511	2,000	4,715	...	...	...	...	...	...	100.0	...	...	...	...	...	...	26
256,770	890,507	821,003	253,036	13,814	13,704	6,727	4,911	...	...	...	35.3	35.0	17.2	12.5	...	...	...	27
111,824	646,228	524,513	178,743	2,081	3,142	3,152	4,946	2,117	...	...	13.5	20.4	20.4	32.0	13.7	...	...	28
403,341	3,157,133	1,822,769	666,673	3,287	5,596	6,395	14,291	24,435	...	...	6.1	10.4	11.8	26.5	45.2	...	...	29
573,580	5,151,205	2,642,535	1,075,079	1,745	3,722	4,548	9,439	32,748	9,416	...	2.8	6.0	7.4	15.3	53.1	15.3	...	30
1,275,998	13,945,278	4,843,417	1,569,749	1,315	2,563	2,755	7,244	33,033	68,759	...	1.1	2.2	2.4	6.3	28.6	59.4	...	31
803,876	8,835,745	3,420,418	1,298,179	553	1,041	1,275	3,261	12,376	42,236	560	0.9	1.7	2.1	5.3	20.2	68.9	0.9	32
1,014,343	12,208,825	4,121,679	1,361,918	360	875	910	1,951	8,001	41,187	15,072	0.5	1.3	1.3	2.9	11.7	60.3	22.0	33
3,664,551	46,701,652	17,241,272	4,873,265	556	1,178	1,477	3,573	13,696	57,364	102,393	0.3	0.7	0.8	2.0	7.6	31.8	56.8	34
2,603,391	37,747,031	17,833,157	2,845,520	115	262	345	901	2,937	10,494	65,876	0.1	0.3	0.4	1.1	3.6	13.0	81.4	35
2,442,351	37,468,215	57,503,462	1,778,819	44	96	118	295	966	2,984	36,386	0.1	0.2	0.3	0.7	2.4	7.3	89.0	36
3,480,542	30,107,922	29,511,527	38,184,613	154,679	118,076	76,649	76,447	61,585	27,275	13,168	29.3	22.4	14.5	14.5	11.7	5.2	2.5	37
59,935	150,226	28,469	14,028	35,414	...	...	...	...	...	...	100.0	...	...	...	...	...	...	38
409,995	3,288,303	1,171,680	1,385,066	73,491	62,781	30,600	17,106	...	...	...	39.9	34.1	16.6	9.3	...	...	...	39
197,690	1,834,657	959,449	1,362,498	15,989	16,214	11,167	11,208	5,263	...	...	26.7	27.1	18.7	18.7	8.8	...	...	40
253,449	2,472,633	1,464,189	2,176,360	12,531	14,832	11,749	12,870	9,392	...	...	20.4	24.2	19.1	21.0	15.3	...	...	41
304,829	3,057,567	1,997,119	3,032,568	8,036	11,568	9,758	13,451	12,804	1,989	...	13.9	20.1	16.9	23.3	22.2	3.5	...	42
227,799	2,418,254	1,689,171	2,526,408	3,837	5,279	4,920	7,597	9,652	3,523	...	11.0	15.2	14.1	21.8	27.7	10.1	...	43
169,185	1,996,676	1,450,933	2,136,126	1,819	2,821	2,987	4,443	6,839	4,012	143	7.9	12.2	13.0	19.3	29.7	17.4	0.6	44
124,477	1,557,818	1,185,460	1,676,805	985	1,454	1,707	2,674	4,619	3,068	514	6.6	9.7	11.4	17.8	30.8	20.4	3.4	45
407,458	5,148,170	4,072,508	5,948,882	1,756	2,363	2,919	5,331	9,306	9,367	4,285	5.0	6.7	8.3	15.1	26.3	26.5	12.1	46
331,546	3,866,417	3,520,902	5,162,722	593	547	660	1,397	2,883	4,013	4,691	4.0	3.7	4.5	9.4	19.5	27.1	31.7	47
994,179	4,317,201	11,971,647	12,763,150	228	217	182	370	827	1,303	3,535	3.4	3.3	2.7	5.6	12.4	19.6	53.1	48
3,118,134	31,792,863	29,997,203	25,005,207	153,219	120,950	72,154	67,783	49,839	18,936	9,306	31.1	24.6	14.7	13.8	10.1	3.8	1.9	49
48,755	152,008	36,897	7,375	32,410	...	...	...	...	...	...	100.0	...	...	...	...	...	...	50
371,249	3,178,834	1,710,666	1,024,918	66,960	60,563	24,575	10,821	...	...	...	41.1	37.2	15.1	6.6	...	...	...	51
209,036	1,925,556	1,474,807	973,762	16,702	15,749	9,588	8,130	3,121	...	...	31.3	29.6	18.0	15.3	5.9	...	...	52
332,164	3,132,241	2,707,716	1,901,496	15,699	17,558	12,898	12,797	7,063	...	...	23.8	26.6	19.5	19.4	10.7	...	...	53
400,461	3,822,376	3,366,002	2,457,696	10,408	12,568	11,154	13,593	9,932	1,339	...	17.6	21.3	18.9	23.0	16.8	2.3	...	54
300,919	2,999,200	2,822,783	2,185,562	4,762	6,289	5,935	8,501	8,334	2,271	...	13.2	17.4	16.4	23.6	23.1	6.3	...	55
229,339	2,311,115	2,178,923	1,702,778	2,538	3,042	2,933	4,929	6,241	2,467	75	11.4	13.7	13.2	22.2	28.1	11.1	0.3	56
148,435	1,701,371	1,610,711	1,299,357	1,148	1,666	1,581	2,661	4,082	2,275	315	8.4	12.1	11.5	19.4	29.7	16.6	2.3	57
442,182	5,168,651	5,114,453	4,406,471	1,978	2,762	2,723	4,993	8,243	6,902	2,649	6.5	9.1	9.0	16.5	27.2	22.8	8.8	58
276,462	3,361,714	3,504,509	3,294,917	481	606	608	1,077	2,187	2,708	3,299	4.4	5.5	5.5	9.8	19.9	24.7	30.1	59
359,132	4,039,797	5,469,736	5,750,875	133	147	159	281	636	974	2,968	2.5	2.8	3.0	5.3	12.0	18.4	56.0	60
4,412,186	63,653,734	146,541,561	26,786,051	61,023	52,306	35,044	43,787	54,621	49,504	56,531	17.3	14.8	9.9	12.4	15.5	14.0	16.0	61
37,980	55,277	31,967	5,180	9,803	...	...	...	...	...	...	100.0	...	...	...	...	...	...	62
232,938	1,514,260	1,391,818	503,599	25,280	23,074	11,122	6,689	...	...	...	38.2	34.9	16.8	10.1	...	...	...	63
100,943	925,033	1,001,909	368,427	5,443	4,755	3,362	5,262	2,626	...	...	25.4	22.2	15.7	24.5	12.2	...	...	64
176,554	1,900,004	2,160,628	864,939	7,192	6,698	4,492	6,482	8,429	...	...	21.6	20.1	13.5	19.5	25.3	...	...	65
215,793	2,601,590	2,935,445	1,164,964	4,849	5,222	4,315	6,086	9,208	3,571	...	14.6	15.7	13.0	18.3	27.7	10.7	...	66
263,592	3,648,258	3,671,950	1,322,148	3,030	4,028	3,230	5,342	9,186	9,682	...	8.8	11.7	9.4	15.5	26.6	28.1	...	67
171,140	2,564,728	2,730,227	1,038,416	1,522	2,115	1,876	2,810	4,707	6,352	500	7.7	10.6	9.4	14.1	23.7	31.9	2.5	68
160,739	2,591,150	2,542,450	955,339	938	1,492	1,440	2,015	3,733	5,110	2,281	5.5	8.8	8.5	11.8	21.9	30.0	13.4	69
717,144	13,686,757	12,684,041	4,072,486	1,900	3,195	3,245	5,749	10,043	15,270	20,351	3.2	5.3	5.4	9.6	16.8	25.6	34.1	70
693,960	14,936,724	14,904,920	4,246,354	684	1,118	1,316	2,168	4,242	6,349	20,227	1.9	3.1	3.6	6.0	11.7	17.6	56.0	71
1,641,403	19,229,953	102,486,206	12,244,199	382	609	646	1,184	2,447	3,170	13,172	1.8	2.8	3.0	5.5	11.3	14.7	61.0	72
7,285,310	41,220,870	219,419,353	17,476,814	13,318	9,576	7,745	12,397	24,090	26,061	33,196	10.5	7.6	6.1	9.8	19.1	20.6	26.3	73
14,136	24,021	12,337	420	4,907	...	...	...	...	...	...	100.0	...	...	...	...	...	...	74
77,424	379,923	175,838	19,015	5,958	5,718	3,434	2,354	...	...	...	34.1	32.7	19.7	13.5	...	...	...	75
28,206	200,828	93,414	13,096	350	640	702	1,855	917	...	...	7.8	14.3	15.7	41.6	20.5	...	...	76
92,107	618,061	228,590	39,053	447	733	850	2,393	5,515	...	...	4.5	7.4	8.6	24.1	55.5	...	...	77
105,499	691,720	284,528	55,105	260	401	470	1,048	4,202	1,560	...	3.3	5.0	5.9	13.2	52.9	19.6	...	78
170,063	1,186,991	540,478	114,427	356	400	510	1,023	3,352	4,758	...	3.4	3.8	4.9	9.8	32.2	45.8	...	79
101,504	649,195	299,863	61,988	110	166	155	395	1,247	2,595	100	2.3	3.5	3.3	8.3	26.2	54.4	2.1	80
105,522	678,718	396,658	86,700	120	186	201	366	1,009	2,023	514	2.7	4.2	4.5	8.3	22.8	45.8	11.6	81
479,908	3,682,391	2,687,996	488,640	286	544	571	1,170	3,118	6,171	4,680	1.7	3.3	3.5	7.1	18.9	37.3	28.3	82
568,298	6,072,128	6,132,995	881,450	201	326	395	757	1,999	3,848	7,815	1.3	2.1	2.6	4.9	13.0	25.1	50.9	83
5,542,643	27,036,894	208,566,656	15,716,920	323	462	457	1,036	2,731	5,106	20,087	1.1	1.5	1.5	3.4	9.0	16.9	66.5	84

Table 12.–ALL LAND IN FARMS CLASSIFIED ACCORDING TO USE AND A DISTRIBUTION OF FARMS

[Data for conterminous United States are based on

	Region, division, State, and size group	All land in farms (acres)	Cropland harvested			Cropland used only for pasture (acres)	Cropland not harvested and not pastured (acres)				Woodland pastured (acres)	Woodland not pastured (acres)	Other pasture (not cropland and not woodland) (acres)	
			Farms reporting	Acres	Percent of all land in farms		Total	Cultivated summer fallow[1]	Soil improvement crops and legumes	Other (idle and crop failure)			Total	Improved pasture
	GEOGRAPHIC DIVISIONS—Continued													
1	Pacific	80,118,334	157,587	15,718,924	19.6	4,891,083	6,119,425	4,317,562	499,037	1,302,826	10,465,576	2,880,323	36,100,404	1,594,008
2	Under 10 acres	166,597	25,066	75,112	45.1	15,802	7,916	851	512	6,553	1,628	2,336	14,983	5,667
3	10 to 49	1,659,903	53,466	796,798	48.0	222,578	91,717	20,807	9,196	61,714	84,104	86,502	168,203	57,436
4	50 to 69	689,839	10,208	335,341	48.6	98,057	35,429	8,839	4,535	22,055	48,847	46,552	65,406	19,660
5	70 to 99	1,182,982	12,630	543,257	45.9	163,401	59,564	14,536	9,593	35,435	96,672	105,352	112,405	31,177
6	100 to 139	1,270,216	9,529	585,791	46.1	167,713	75,417	17,530	13,037	44,850	110,896	119,443	111,504	29,505
7	140 to 179	1,508,155	8,172	648,858	43.0	156,734	84,526	22,821	10,640	51,065	166,114	150,813	180,916	39,177
8	180 to 219	1,044,881	4,641	453,879	43.4	119,136	56,504	16,098	6,475	33,931	107,517	87,350	138,666	30,544
9	220 to 259	979,919	3,655	432,004	44.1	94,596	59,951	22,067	12,134	25,750	110,201	97,998	114,710	31,425
10	260 to 499	4,479,736	10,943	1,787,445	39.9	426,540	338,212	158,347	56,561	123,304	535,999	398,352	697,360	94,091
11	500 to 999	6,673,545	8,371	2,427,026	36.4	551,391	808,611	573,881	82,195	152,535	778,922	407,501	1,357,516	139,058
12	1,000 or more acres	60,462,561	10,906	7,633,413	12.6	2,875,135	4,501,578	3,461,785	294,159	745,634	8,424,676	1,378,124	33,138,735	1,116,268
13	Conterminous area	76,768,549	153,172	15,528,032	20.2	4,719,379	5,958,398	4,317,562	499,037	1,141,799	10,308,053	2,517,802	34,659,085	1,472,312
14	Under 10 acres	153,279	22,775	68,851	44.9	15,196	5,719	851	512	4,356	1,445	2,090	14,138	5,394
15	10 to 49	1,618,440	51,957	781,895	48.3	219,266	82,875	20,807	9,196	52,872	82,923	85,551	161,971	55,887
16	50 to 69	681,119	10,118	333,695	49.0	96,450	34,231	8,839	4,535	20,857	48,454	45,971	63,295	19,269
17	70 to 99	1,170,750	12,533	541,424	46.2	161,812	57,891	14,536	9,593	33,762	95,848	103,950	108,991	30,086
18	100 to 139	1,257,864	9,462	583,730	46.4	165,849	74,180	17,530	13,037	43,613	109,843	117,557	108,385	28,454
19	140 to 179	1,483,222	8,049	645,719	43.5	153,960	81,823	22,821	10,640	48,362	164,800	142,582	177,569	38,034
20	180 to 219	1,033,534	4,599	451,955	43.7	117,511	56,127	16,098	6,475	33,554	106,460	84,950	135,955	30,011
21	220 to 259	969,114	3,623	430,034	44.4	93,176	59,371	22,067	12,134	25,170	109,195	95,409	112,270	30,442
22	260 to 499	4,430,391	10,876	1,782,675	40.2	422,779	336,104	158,347	56,561	121,196	531,831	390,646	673,903	87,560
23	500 to 999	6,641,255	8,346	2,424,289	36.5	546,237	807,011	573,881	82,195	150,935	776,526	401,873	1,348,828	136,611
24	1,000 or more acres	57,329,581	10,834	7,483,765	13.1	2,727,143	4,363,066	3,461,785	294,159	607,122	8,280,728	1,047,223	31,753,780	1,010,564
	NEW ENGLAND													
25	Maine	3,077,852	15,116	707,155	23.0	176,469	213,604	...	53,495	160,109	172,394	1,521,834	128,388	16,519
26	Under 10 acres	3,321	275	745	22.4	395	210	...	20	190	10	310	185	30
27	10 to 49	75,797	1,980	20,576	27.1	5,812	9,070	...	714	8,356	3,470	24,496	4,447	290
28	50 to 69	93,879	1,377	24,021	25.6	6,364	7,359	...	490	6,869	5,705	36,039	6,260	270
29	70 to 99	175,580	1,895	44,550	25.4	12,495	10,888	...	2,340	8,548	12,305	74,163	9,899	1,000
30	100 to 139	309,302	2,487	83,480	27.0	19,560	22,138	...	6,130	16,008	19,830	132,993	12,700	1,920
31	140 to 179	289,935	1,727	73,815	25.5	17,552	19,507	...	6,035	13,472	15,115	132,421	15,995	1,825
32	180 to 219	282,665	1,363	73,784	26.1	16,725	20,828	...	6,150	14,678	20,170	122,380	14,735	1,070
33	220 to 259	208,305	840	53,095	25.5	12,575	16,290	...	3,285	13,005	17,415	92,275	7,835	1,595
34	260 to 499	804,054	2,237	197,413	24.6	45,156	45,775	...	14,416	31,359	43,425	400,949	32,226	5,435
35	500 to 999	478,393	736	95,304	19.9	30,806	34,903	...	8,652	26,251	20,425	265,031	14,656	2,270
36	1,000 or more acres	356,621	199	40,372	11.3	9,029	26,636	...	5,263	21,373	14,524	240,777	9,450	814
37	New Hampshire	1,127,888	5,441	211,067	18.7	74,595	27,031	...	2,504	24,527	160,926	563,317	54,061	6,674
38	Under 10 acres	1,770	125	410	23.2	175	135	...	5	130	15	185	50	...
39	10 to 49	35,700	956	8,836	24.8	2,900	2,135	...	105	2,030	2,430	13,441	1,665	30
40	50 to 69	32,805	451	6,856	20.9	3,429	1,310	...	120	1,190	2,495	15,455	2,010	110
41	70 to 99	55,520	571	12,200	22.0	4,012	2,339	...	25	2,314	6,330	26,748	1,910	150
42	100 to 139	93,071	751	20,353	21.9	6,805	4,004	...	570	3,434	12,850	42,840	2,880	360
43	140 to 179	94,757	568	21,582	22.8	7,778	2,210	...	395	1,815	9,220	44,869	5,220	225
44	180 to 219	93,570	445	19,545	20.9	7,055	1,970	...	390	1,580	12,950	45,060	3,285	820
45	220 to 259	84,610	300	15,930	18.8	5,830	1,455	...	355	1,100	9,055	45,700	4,495	515
46	260 to 499	324,772	882	63,666	19.6	20,535	6,774	...	285	6,489	58,320	148,246	18,650	2,645
47	500 to 999	211,369	333	31,998	15.1	11,150	2,955	...	150	2,805	33,980	119,031	7,005	1,385
48	1,000 or more acres	99,944	59	9,691	9.7	4,926	1,744	...	104	1,640	13,281	61,742	6,891	434
49	Vermont	2,964,510	11,559	757,931	25.6	200,882	38,858	...	10,748	28,110	549,235	823,452	518,740	57,876
50	Under 10 acres	1,530	165	525	34.3	110	100	...	...	100	35	45	120	5
51	10 to 49	27,885	970	11,050	39.6	2,915	605	...	85	520	2,475	3,840	4,300	260
52	50 to 69	27,990	450	8,650	30.9	3,500	515	...	105	410	3,310	7,120	3,655	155
53	70 to 99	63,525	690	17,610	27.7	5,920	1,745	...	290	1,455	9,070	16,275	10,925	525
54	100 to 139	159,125	1,321	48,474	30.5	13,185	2,450	...	455	1,995	27,465	35,175	27,645	2,130
55	140 to 179	227,765	1,396	64,045	28.1	20,645	3,830	...	925	2,905	42,995	53,165	37,470	2,645
56	180 to 219	263,680	1,315	75,370	28.6	19,565	3,420	...	1,000	2,420	52,125	58,360	48,945	6,000
57	220 to 259	236,490	986	65,915	27.9	17,610	3,475	...	1,260	2,215	47,620	57,023	39,945	4,500
58	260 to 499	1,103,690	3,160	294,450	26.7	69,110	13,390	...	4,335	9,055	224,305	263,195	216,745	27,710
59	500 to 999	606,972	943	131,900	21.7	35,603	6,355	...	1,660	4,695	104,243	222,740	91,840	9,470
60	1,000 or more acres	245,858	163	39,942	16.2	12,719	2,973	...	633	2,340	35,592	106,514	37,150	4,476
61	Massachusetts	1,141,169	8,741	296,707	26.0	100,485	53,897	...	7,367	46,530	102,090	408,623	88,480	15,553
62	Under 10 acres	7,831	964	2,338	29.9	371	877	...	35	842	75	721	215	10
63	10 to 49	87,129	2,420	24,743	28.4	9,014	8,727	...	1,296	7,431	3,365	23,192	4,723	445
64	50 to 69	59,424	896	17,474	29.4	7,325	3,223	...	350	2,873	2,890	19,227	3,500	240
65	70 to 99	83,342	909	24,040	28.8	9,220	4,729	...	656	4,073	6,150	28,005	5,395	925
66	100 to 139	122,639	984	35,017	28.6	13,455	6,408	...	670	5,738	8,700	41,269	8,190	1,060
67	140 to 179	116,647	714	32,821	28.1	10,850	3,800	...	680	3,120	13,515	39,342	10,410	1,650
68	180 to 219	111,218	531	28,783	25.9	8,540	6,412	...	352	6,060	13,885	39,349	10,025	1,725
69	220 to 259	80,138	331	22,399	28.0	6,580	3,175	...	100	3,075	8,005	25,086	11,071	1,400
70	260 to 499	259,322	743	65,456	25.2	22,298	5,836	...	972	4,864	24,932	106,141	20,590	4,895
71	500 to 999	136,799	209	31,596	23.1	10,153	6,367	...	940	5,427	18,120	51,729	10,506	2,725
72	1,000 or more acres	76,680	40	12,040	15.7	2,679	4,343	...	1,316	3,027	2,453	34,562	3,855	478
73	Rhode Island	134,146	998	33,755	25.2	18,139	4,249	...	802	3,447	9,515	49,943	9,633	1,180
74	Under 10 acres	1,095	96	252	23.0	85	50	...	...	50	20	85	75	...
75	10 to 49	10,908	270	3,140	28.8	2,125	468	...	105	363	715	2,160	880	90
76	50 to 69	8,295	121	2,460	29.7	1,510	7	...	7	...	670	2,345	825	50
77	70 to 99	12,885	140	3,720	28.9	2,070	270	...	115	155	980	3,060	1,035	190
78	100 to 139	15,123	116	4,627	30.6	1,415	696	...	155	541	715	5,605	945	40
79	140 to 179	13,625	80	3,475	25.5	1,075	595	...	105	490	1,930	4,320	1,485	25
80	180 to 219	9,976	49	2,697	27.0	2,349	275	...	35	240	195	2,856	920	220
81	220 to 259	7,261	31	2,444	33.7	305	25	...	15	10	525	2,714	805	340
82	260 to 499	19,185	52	5,485	28.6	1,347	105	...	15	90	2,770	8,040	1,090	50
83	500 to 999	21,166	34	4,424	20.9	4,685	845	...	250	595	750	9,927	330	...
84	1,000 or more acres	14,627	9	1,031	7.0	1,173	913	...	...	913	245	8,831	1,243	175

[1]Data for 17 conterminous Western States. See text.

BY ACRES OF CROPLAND HARVESTED, BY SIZE OF FARM, BY DIVISIONS AND STATES: 1959—Continued

reports for only a sample of farms. See text]

Other land (house lots, roads, wasteland, etc.) (acres)	Cropland, total (acres)	Land pastured, total (acres)	Woodland, total (acres)	Farms by acres of cropland harvested														
				Number							Percent distribution							
				1 to 9 acres	10 to 19 acres	20 to 29 acres	30 to 49 acres	50 to 99 acres	100 to 199 acres	200 or more acres	1 to 9 acres	10 to 19 acres	20 to 29 acres	30 to 49 acres	50 to 99 acres	100 to 199 acres	200 or more acres	
3,942,599	26,729,432	51,457,063	13,345,899	50,925	24,790	14,118	17,639	19,267	13,173	17,675	32.3	15.7	9.0	11.2	12.2	8.4	11.2	1
48,820	98,830	32,413	3,964	25,066	...	...	...	...	...	...	100.0	...	...	...	...	...	...	2
210,001	1,111,093	474,885	170,606	20,314	18,491	8,028	6,633	...	...	...	38.0	34.6	15.0	12.4	...	...	...	3
60,207	468,827	212,310	95,399	1,375	1,649	1,448	3,069	2,667	...	...	13.5	16.2	14.2	30.1	26.1	...	...	4
102,331	766,222	372,478	202,024	1,389	1,556	1,473	2,685	5,527	...	...	11.0	12.3	11.7	21.3	43.8	...	...	5
99,452	828,921	390,113	230,339	695	926	900	1,406	3,538	2,064	...	7.3	9.7	9.4	14.8	37.1	21.7	...	6
120,194	890,118	503,764	316,927	596	658	638	1,060	2,080	3,140	...	7.3	8.1	7.8	13.0	25.5	38.4	...	7
81,829	629,519	365,319	194,867	204	354	383	476	945	2,087	192	4.4	7.6	8.3	10.3	20.4	45.0	4.1	8
70,459	586,551	319,507	208,199	203	219	226	347	652	1,124	884	5.6	6.0	6.2	9.5	17.8	30.8	24.2	9
295,828	2,552,197	1,659,899	934,351	572	489	500	961	1,898	2,207	4,316	5.2	4.5	4.6	8.8	17.3	20.2	39.4	10
342,578	3,787,028	2,687,829	1,186,423	284	251	299	548	1,066	1,148	4,775	3.4	3.0	3.6	6.5	12.7	13.7	57.0	11
2,510,900	15,010,126	44,438,546	9,802,800	227	197	223	454	894	1,403	7,508	2.1	1.8	2.0	4.2	8.2	12.9	68.8	12
3,077,800	26,205,809	49,686,517	12,825,855	47,588	24,201	13,936	17,512	19,183	13,132	17,620	31.1	15.8	9.1	11.4	12.5	8.6	11.5	13
45,840	89,766	30,779	3,535	22,775	...	...	...	...	...	...	100.0	...	...	...	...	...	...	14
203,959	1,084,036	464,160	168,474	19,460	17,999	7,906	6,592	...	...	...	37.5	34.6	15.2	12.7	...	...	...	15
59,023	464,376	208,199	94,425	1,336	1,630	1,440	3,054	2,658	...	...	13.2	16.1	14.2	30.2	26.3	...	...	16
100,834	761,127	366,651	199,798	1,350	1,535	1,461	2,667	5,520	...	...	10.8	12.2	11.7	21.3	44.0	...	...	17
98,320	823,759	384,077	227,400	671	915	896	1,395	3,525	2,060	...	7.1	9.7	9.5	14.7	37.3	21.8	...	18
116,769	881,502	496,329	307,382	554	630	619	1,042	2,070	3,134	...	6.9	7.8	7.7	12.9	25.7	38.9	...	19
80,576	625,593	359,926	191,410	195	350	377	469	935	2,082	191	4.2	7.6	8.2	10.2	20.3	45.3	4.2	20
69,659	582,581	314,641	204,604	196	217	224	344	641	1,117	884	5.4	6.0	6.2	9.5	17.7	30.8	24.4	21
292,453	2,541,558	1,628,513	922,477	559	483	496	950	1,879	2,198	4,311	5.1	4.4	4.6	8.7	17.3	20.2	39.6	22
336,491	3,777,537	2,671,591	1,178,399	277	250	295	548	1,065	1,141	4,770	3.3	3.0	3.5	6.6	12.8	13.7	57.2	23
1,673,876	14,573,974	42,761,651	9,327,951	215	192	222	451	890	1,400	7,464	2.0	1.8	2.0	4.2	8.2	12.9	68.9	24
158,008	1,097,228	477,251	1,694,228	2,813	2,497	2,004	2,793	3,259	1,359	391	18.6	16.5	13.3	18.5	21.6	9.0	2.6	25
1,466	1,350	590	320	275	...	...	...	...	...	...	100.0	...	...	...	...	...	...	26
7,926	35,458	13,729	27,966	1,068	647	185	80	...	...	...	53.9	32.7	9.3	4.0	...	...	...	27
8,131	37,744	18,329	41,744	436	390	256	255	40	...	...	31.7	28.3	18.6	18.5	2.9	...	...	28
11,280	67,933	34,699	86,468	405	425	425	480	160	...	...	21.4	22.4	22.4	25.3	8.4	...	...	29
18,601	125,178	52,090	152,823	285	465	475	636	605	21	...	11.5	18.7	19.1	25.6	24.3	0.8	...	30
15,530	110,874	48,662	147,536	135	227	215	490	600	60	...	7.8	13.1	12.4	28.4	34.7	3.5	...	31
14,043	111,337	51,630	142,550	65	125	140	352	520	161	...	4.8	9.2	10.3	25.8	38.2	11.8	...	32
8,820	81,960	37,825	109,690	55	45	55	160	380	135	10	6.5	5.4	6.5	19.0	45.2	16.1	1.2	33
39,110	288,344	120,807	444,374	55	141	195	246	764	699	137	2.5	6.3	8.7	11.0	34.2	31.2	6.1	34
17,268	161,013	65,887	285,456	30	25	51	75	154	230	171	4.1	3.4	6.9	10.2	20.9	31.2	23.2	35
15,833	76,037	33,003	255,301	4	7	7	19	36	53	73	2.0	3.5	3.5	9.5	18.1	26.6	36.7	36
36,891	312,693	289,582	724,243	1,224	987	812	919	1,014	430	55	22.5	18.1	14.9	16.9	18.6	7.9	1.0	37
800	720	240	200	125	...	...	...	...	...	...	100.0	...	...	...	...	...	...	38
4,293	13,871	6,995	15,871	591	260	80	25	...	...	...	61.8	27.2	8.4	2.6	...	...	...	39
1,250	11,595	7,934	17,950	160	125	121	40	5	...	...	35.5	27.7	26.8	8.9	1.1	...	...	40
1,981	18,551	12,252	33,078	130	160	140	95	46	...	...	22.8	28.0	24.5	16.6	8.1	...	...	41
3,339	31,162	22,535	55,690	95	181	175	200	95	5	...	12.6	24.1	23.3	26.6	12.6	0.7	...	42
3,878	31,570	22,218	54,089	51	95	106	171	120	25	...	9.0	16.7	18.7	30.1	21.1	4.4	...	43
3,705	28,570	23,290	58,010	30	75	50	105	160	25	...	6.7	16.9	11.2	23.6	36.0	5.6	...	44
2,145	23,215	19,380	54,755	5	30	45	80	100	35	5	1.7	10.0	15.0	26.7	33.3	11.7	1.7	45
8,581	90,975	97,505	206,566	25	60	70	155	350	209	13	2.8	6.8	7.9	17.6	39.7	23.7	1.5	46
5,250	46,103	52,135	153,011	10	...	25	45	125	106	22	3.0	...	7.5	13.5	37.5	31.8	6.6	47
1,669	16,361	25,098	75,023	2	1	...	3	13	25	15	3.4	1.7	...	5.1	22.0	42.4	25.4	48
75,412	997,671	1,268,857	1,372,687	1,062	962	1,202	2,410	3,580	1,884	459	9.2	8.3	10.4	20.8	31.0	16.3	4.0	49
595	735	265	80	165	...	...	...	...	...	...	100.0	...	...	...	...	...	...	50
2,700	14,570	9,690	6,315	460	340	135	35	...	...	...	47.4	35.1	13.9	3.6	...	...	...	51
1,240	12,665	10,465	10,430	90	125	140	95	...	...	...	20.0	27.8	31.1	21.1	...	...	...	52
1,980	25,275	25,915	25,345	85	95	250	215	45	...	...	12.3	13.8	36.2	31.2	6.5	...	...	53
4,731	64,109	68,295	62,640	70	180	236	490	335	10	...	5.3	13.6	17.9	37.1	25.4	0.8	...	54
5,615	88,520	101,110	96,160	76	105	170	450	535	60	...	5.4	7.5	12.2	32.2	38.3	4.3	...	55
5,895	98,355	120,635	110,485	25	40	135	380	600	135	...	1.9	3.0	10.3	28.9	45.6	10.3	...	56
4,902	87,000	105,175	104,643	20	25	50	221	495	175	...	2.0	2.5	5.1	22.4	50.2	17.7	...	57
22,495	376,950	510,160	487,500	60	25	65	500	1,310	1,020	180	1.9	0.8	2.1	15.8	41.5	32.3	5.7	58
14,291	173,858	231,686	326,983	10	25	20	20	231	435	202	1.1	2.7	2.1	2.1	24.5	46.1	21.4	59
10,968	55,634	85,461	142,106	1	2	1	4	29	49	77	0.6	1.2	0.6	2.5	17.8	30.1	47.2	60
90,887	451,089	291,055	510,713	2,891	1,544	1,030	1,392	1,239	513	132	33.1	17.7	11.8	15.9	14.2	5.9	1.5	61
3,234	3,586	661	796	964	...	...	...	...	...	...	100.0	...	...	...	...	...	...	62
13,365	42,484	17,102	26,557	1,303	755	262	100	...	...	...	53.8	31.2	10.8	4.1	...	...	...	63
5,785	28,022	13,715	22,117	252	245	186	157	56	...	...	28.1	27.3	20.8	17.5	6.2	...	...	64
5,803	37,989	20,765	34,155	140	238	151	286	94	...	...	15.4	26.2	16.6	31.5	10.3	...	...	65
9,600	54,880	30,345	49,969	90	122	215	335	212	10	...	9.1	12.4	21.8	34.0	21.5	1.0	...	66
5,909	47,471	34,775	52,857	65	72	90	165	292	30	...	9.1	10.1	12.6	23.1	40.9	4.2	...	67
4,224	43,735	32,450	53,234	25	55	50	141	187	72	1	4.7	10.4	9.4	26.6	35.2	13.6	0.2	68
3,822	32,154	25,656	33,091	11	21	35	66	116	72	10	3.3	6.3	10.6	19.9	35.0	21.8	3.0	69
14,069	93,590	67,820	131,073	35	35	40	125	222	235	51	4.7	4.7	5.4	16.8	29.9	31.6	6.9	70
8,328	48,116	38,779	69,849	5	...	...	15	55	83	51	2.4	...	...	7.2	26.3	39.7	24.4	71
16,748	19,062	8,987	37,015	1	1	1	2	5	11	19	2.5	2.5	2.5	5.0	12.5	27.5	47.5	72
8,912	56,143	37,287	59,458	304	225	131	133	138	59	8	30.5	22.5	13.1	13.3	13.8	5.9	0.8	73
528	387	180	105	96	...	...	...	...	...	...	100.0	...	...	...	...	...	...	74
1,420	5,733	3,720	2,875	100	135	30	5	...	...	...	37.0	50.0	11.1	1.9	...	...	...	75
478	3,977	3,005	3,015	30	30	40	16	5	...	...	24.8	24.8	33.1	13.2	4.1	...	...	76
1,750	6,060	4,085	4,040	30	20	25	50	15	...	...	21.4	14.3	17.9	35.7	10.7	...	...	77
1,120	6,738	3,075	6,320	25	20	11	25	25	10	...	21.6	17.2	9.5	21.6	21.6	8.6	...	78
745	5,145	4,490	6,250	10	10	20	15	20	5	...	12.5	12.5	25.0	18.8	25.0	6.3	...	79
684	5,321	3,464	3,051	5	10	...	6	26	2	...	10.2	20.4	...	12.2	53.1	4.1	...	80
443	2,774	1,635	3,239	...	...	5	5	15	6	...	...	...	16.1	16.1	48.4	19.4	...	81
348	6,937	5,207	10,810	...	...	...	5	20	25	2	...	...	...	9.6	38.5	48.1	3.8	82
205	9,954	5,765	10,677	5	...	...	5	10	10	4	14.7	...	...	14.7	29.4	29.4	11.8	83
1,191	3,117	2,661	9,076	3	...	...	1	2	1	2	33.3	...	...	11.1	22.2	11.1	22.2	84

Table 12.—ALL LAND IN FARMS CLASSIFIED ACCORDING TO USE AND A DISTRIBUTION OF FARMS

[Data for conterminous United States are based on

	Region, division, State, and size group	All land in farms (acres)	Cropland harvested			Cropland used only for pasture (acres)	Cropland not harvested and not pastured (acres)				Woodland pastured (acres)	Woodland not pastured (acres)	Other pasture (not cropland and not woodland) (acres)	
			Farms reporting	Acres	Percent of all land in farms		Total	Cultivated summer fallow[1]	Soil improvement crops and legumes	Other (idle and crop failure)			Total	Improved pasture
	NEW ENGLAND—Continued													
1	Connecticut	881,909	6,400	247,929	28.1	81,594	31,558	...	6,879	24,679	79,114	265,307	100,907	19,379
2	Under 10 acres	5,189	506	1,321	25.5	180	213	...	15	198	70	615	365	15
3	10 to 49	63,269	1,685	17,056	27.0	5,020	4,487	...	745	3,742	3,410	15,261	5,795	780
4	50 to 69	44,067	617	11,737	26.6	4,779	2,780	...	175	2,605	3,400	12,615	4,075	365
5	70 to 99	72,129	782	22,977	31.9	7,565	3,423	...	560	2,863	5,560	17,886	8,350	972
6	100 to 139	99,136	776	28,685	28.9	9,850	4,402	...	716	3,686	7,718	29,060	12,790	1,935
7	140 to 179	99,657	609	33,659	33.8	10,404	2,060	...	330	1,730	8,752	24,638	14,263	2,473
8	180 to 219	78,253	390	23,734	30.3	8,073	1,304	...	135	1,169	9,165	18,541	14,022	1,625
9	220 to 259	62,985	257	19,643	31.2	6,430	929	...	306	623	7,128	18,098	5,980	1,460
10	260 to 499	212,734	603	59,709	28.1	19,984	5,607	...	1,098	4,509	24,880	64,159	25,722	6,753
11	500 to 999	95,556	144	20,230	21.2	7,141	3,780	...	2,300	1,480	6,225	41,100	7,081	1,846
12	1,000 or more acres	48,934	31	9,178	18.8	2,168	2,573	...	499	2,074	2,806	23,334	2,464	1,155
	MIDDLE ATLANTIC													
13	New York	13,526,411	75,961	5,153,941	38.1	1,290,784	766,909	...	153,847	613,062	939,382	2,059,601	2,413,854	241,011
14	Under 10 acres	19,178	2,484	6,853	35.7	895	1,187	...	140	1,047	30	500	930	90
15	10 to 49	347,351	10,487	137,957	39.7	32,210	46,405	...	6,273	40,132	8,974	34,653	33,334	1,665
16	50 to 69	361,022	5,746	142,773	39.5	32,677	46,528	...	8,265	38,263	14,085	44,361	42,745	2,595
17	70 to 99	726,765	8,224	295,441	40.7	73,535	73,133	...	11,220	61,913	35,063	88,632	99,730	6,645
18	100 to 139	1,430,851	11,786	583,435	40.8	148,317	108,653	...	20,030	88,623	87,170	184,452	224,646	16,681
19	140 to 179	1,530,469	9,426	615,410	40.2	159,055	84,179	...	14,010	70,169	108,030	197,413	266,622	22,770
20	180 to 219	1,496,633	7,446	607,781	40.6	149,654	70,047	...	12,155	57,892	112,202	186,986	287,962	24,300
21	220 to 259	1,344,012	5,528	526,800	39.2	124,195	60,154	...	13,000	47,154	105,045	175,369	283,075	26,165
22	260 to 499	4,183,313	12,111	1,568,277	37.5	397,054	181,167	...	33,976	147,191	317,330	647,719	827,367	90,202
23	500 to 999	1,548,292	2,391	526,757	34.0	130,090	68,190	...	25,502	42,688	124,787	323,679	265,763	36,285
24	1,000 or more acres	538,525	332	142,457	26.5	43,102	27,266	...	9,276	17,990	26,666	175,837	81,680	13,613
25	New Jersey	1,378,298	11,152	674,030	48.9	129,221	108,769	...	30,545	78,224	19,736	225,901	75,950	19,870
26	Under 10 acres	15,339	1,170	3,351	21.8	650	1,637	...	195	1,442	65	1,425	450	130
27	10 to 49	114,868	3,008	39,002	34.0	7,000	18,067	...	4,023	14,044	1,370	20,800	4,115	1,055
28	50 to 69	62,253	939	28,595	45.9	5,348	7,094	...	2,010	5,084	845	10,235	2,825	1,210
29	70 to 99	116,204	1,355	63,912	55.0	10,784	9,862	...	2,192	7,670	1,130	16,490	4,382	1,185
30	100 to 139	194,953	1,626	103,593	53.1	19,161	16,917	...	4,957	11,960	2,459	27,022	11,726	3,585
31	140 to 179	158,037	977	82,908	52.5	18,778	8,324	...	2,594	5,730	3,100	21,813	11,322	3,385
32	180 to 219	141,317	712	76,097	53.8	17,825	7,784	...	1,728	6,056	2,690	16,623	11,743	2,330
33	220 to 259	101,452	420	50,021	49.3	12,715	6,462	...	3,705	2,757	2,120	15,516	7,135	1,325
34	260 to 499	247,704	728	134,516	54.3	25,572	12,326	...	4,953	7,373	3,720	36,954	14,323	3,390
35	500 to 999	105,979	161	50,705	47.8	7,289	9,635	...	3,406	6,229	920	20,816	1,798	865
36	1,000 or more acres	120,192	56	41,330	34.4	4,099	10,661	...	782	9,879	1,317	38,207	6,131	1,410
37	Pennsylvania	11,881,811	90,839	4,974,902	41.9	857,152	858,373	...	217,753	640,620	655,851	2,232,763	1,506,280	276,715
38	Under 10 acres	27,059	2,956	8,822	32.6	1,845	1,751	...	529	1,222	340	1,125	1,701	175
39	10 to 49	581,872	17,907	248,822	42.8	45,486	66,037	...	15,247	50,790	19,572	69,418	57,287	7,685
40	50 to 69	631,626	10,199	282,647	44.7	48,519	67,138	...	17,622	49,516	25,970	81,133	67,908	9,730
41	70 to 99	1,243,909	14,220	574,904	46.2	90,213	113,433	...	24,407	89,026	53,960	166,844	144,684	24,529
42	100 to 139	2,035,106	16,978	948,451	46.6	146,344	157,041	...	36,152	120,889	96,495	301,092	241,669	49,346
43	140 to 179	1,640,773	10,086	727,127	44.3	126,756	105,376	...	27,938	77,438	93,085	276,408	216,873	39,420
44	180 to 219	1,288,592	6,372	550,596	42.7	87,666	81,407	...	26,542	54,865	77,545	236,176	178,842	35,115
45	220 to 259	942,293	3,895	393,998	41.8	66,677	56,088	...	11,323	44,765	65,405	180,654	131,158	25,970
46	260 to 499	2,298,691	6,782	865,905	37.7	157,572	131,341	...	32,671	98,670	159,836	526,425	335,462	57,309
47	500 to 999	792,245	1,224	253,397	32.0	52,115	54,480	...	17,107	37,373	50,030	248,161	92,329	18,098
48	1,000 or more acres	399,445	220	120,233	30.1	33,959	24,281	...	8,215	16,066	13,613	145,327	38,367	9,338
	EAST NORTH CENTRAL													
49	Ohio	18,550,253	126,142	9,842,605	53.1	1,548,227	981,199	...	368,602	612,597	1,054,315	1,501,857	2,321,585	378,176
50	Under 10 acres	31,125	2,751	8,041	25.8	2,160	1,637	...	490	1,147	670	765	3,684	415
51	10 to 49	770,718	21,085	310,943	40.3	79,580	65,260	...	19,465	45,795	42,570	52,471	116,290	11,022
52	50 to 69	731,160	11,269	318,328	43.5	76,230	62,381	...	18,805	43,576	42,705	55,550	105,970	12,050
53	70 to 99	1,830,654	20,878	894,244	48.8	161,691	128,782	...	44,458	84,324	111,953	142,471	247,016	28,885
54	100 to 139	2,595,344	21,516	1,311,200	50.5	242,994	155,615	...	57,415	98,200	158,085	215,075	330,303	48,913
55	140 to 179	2,577,846	16,028	1,379,989	53.5	214,003	127,196	...	48,667	78,529	147,330	207,365	330,450	48,510
56	180 to 219	2,056,125	10,213	1,125,976	54.8	168,460	96,306	...	37,875	58,431	119,266	154,012	262,758	39,333
57	220 to 259	1,662,531	6,882	949,413	57.1	128,030	73,074	...	32,390	40,684	95,053	135,646	180,653	29,035
58	260 to 499	4,453,449	13,054	2,583,620	58.0	330,260	180,842	...	72,576	108,266	228,762	356,486	496,570	101,424
59	500 to 999	1,417,092	2,191	781,307	55.1	111,742	67,495	...	28,568	38,927	81,670	119,307	176,794	39,899
60	1,000 or more acres	424,209	275	179,544	42.3	33,077	22,611	...	7,893	14,718	26,251	62,709	71,097	18,690
61	Indiana	18,625,794	112,250	11,202,600	60.1	1,722,991	819,052	...	412,121	406,931	1,185,442	1,349,979	1,106,235	189,697
62	Under 10 acres	29,476	1,949	5,913	20.1	3,427	772	...	250	522	1,220	585	3,275	305
63	10 to 49	767,669	19,143	309,868	40.4	98,912	46,238	...	18,285	27,953	67,480	55,793	81,688	8,535
64	50 to 69	540,925	8,170	253,873	46.9	64,840	32,693	...	12,448	20,245	43,660	45,775	48,602	4,790
65	70 to 99	1,453,376	16,723	758,790	52.2	160,679	90,115	...	43,455	46,660	105,060	115,047	108,612	12,910
66	100 to 139	1,954,074	16,000	1,083,915	55.5	202,786	107,964	...	52,689	55,275	133,990	154,615	134,670	19,965
67	140 to 179	2,170,602	13,380	1,296,446	59.7	215,156	92,449	...	46,695	45,754	144,366	157,385	132,108	22,365
68	180 to 219	1,937,792	9,654	1,209,479	62.4	177,984	78,157	...	34,726	43,431	116,497	135,602	107,201	18,383
69	220 to 259	1,841,497	7,637	1,205,292	65.5	157,727	66,401	...	36,300	30,101	104,751	120,659	82,230	14,200
70	260 to 499	5,636,995	16,407	3,680,133	65.3	457,670	217,847	...	117,395	100,452	319,098	372,856	268,006	58,273
71	500 to 999	1,827,524	2,895	1,156,189	63.3	142,434	68,759	...	43,511	25,248	109,502	142,373	101,719	21,884
72	1,000 or more acres	465,864	292	242,702	52.1	41,376	17,657	...	6,367	11,290	39,818	49,289	38,124	8,087
73	Illinois	30,323,114	141,713	21,073,272	69.5	2,098,875	937,304	...	523,236	414,068	1,538,645	1,180,041	1,807,637	317,510
74	Under 10 acres	26,903	1,759	6,089	22.6	2,910	345	...	40	305	955	335	3,505	405
75	10 to 49	515,099	13,258	218,490	42.4	64,143	23,775	...	7,300	16,475	37,080	27,215	69,160	8,160
76	50 to 69	349,561	5,058	172,292	49.3	33,550	18,315	...	8,348	9,967	29,310	20,460	37,123	4,820
77	70 to 99	1,160,156	13,370	699,819	60.3	108,696	48,926	...	22,905	26,021	68,845	49,646	93,850	10,235
78	100 to 139	1,930,808	15,853	1,240,552	64.3	164,403	68,619	...	36,945	31,674	111,384	85,540	129,535	18,160
79	140 to 179	3,586,899	22,279	2,560,307	71.4	276,435	102,016	...	56,828	45,188	151,475	99,361	200,138	32,170
80	180 to 219	3,141,470	15,699	2,266,354	72.1	219,502	93,278	...	48,678	44,600	126,916	102,215	174,373	28,410
81	220 to 259	3,632,072	15,193	2,686,688	74.0	238,479	87,856	...	49,920	37,936	150,340	95,400	188,817	33,690
82	260 to 499	11,191,871	32,514	8,075,553	72.2	671,907	319,944	...	189,491	130,453	554,123	416,324	612,148	109,542
83	500 to 999	3,906,758	6,164	2,673,939	68.4	239,323	139,064	...	85,239	53,825	243,480	197,466	217,702	49,473
84	1,000 or more acres	881,517	566	473,189	53.7	79,527	35,166	...	17,542	17,624	64,737	86,079	81,286	22,445

Z Less than 0.05 percent. [1]Data for 17 conterminous Western States. See text.

BY ACRES OF CROPLAND HARVESTED, BY SIZE OF FARM, BY DIVISIONS AND STATES: 1959—Continued

reports for only a sample of farms. See text]

Other land (house lots, roads, wasteland, etc.) (acres)	Cropland, total (acres)	Land pastured, total (acres)	Woodland, total (acres)	Farms by acres of cropland harvested: Number: 1 to 9 acres	10 to 19 acres	20 to 29 acres	30 to 49 acres	50 to 99 acres	100 to 199 acres	200 or more acres	Percent distribution: 1 to 9 acres	10 to 19 acres	20 to 29 acres	30 to 49 acres	50 to 99 acres	100 to 199 acres	200 or more acres	
75,500	361,081	261,615	344,421	1,864	1,011	771	998	1,203	456	97	29.1	15.8	12.0	15.6	18.8	7.1	1.5	1
2,425	1,714	615	685	506	...	...	...	...	...	...	100.0	...	...	...	...	...	...	2
12,240	26,563	14,225	18,671	974	471	170	70	...	...	...	57.8	28.0	10.1	4.2	...	...	...	3
4,681	19,296	12,254	16,015	185	145	165	105	17	...	...	30.0	23.5	26.7	17.0	2.8	...	...	4
6,368	33,965	21,475	23,446	91	176	161	235	119	...	...	11.6	22.5	20.6	30.0	15.2	...	...	5
6,631	42,937	30,358	36,778	70	101	150	230	217	8	...	9.0	13.0	19.3	29.6	28.0	1.0	...	6
5,881	46,123	33,419	33,390	12	55	40	155	299	48	...	2.0	9.0	6.6	25.5	49.1	7.9	...	7
3,414	33,111	31,260	27,706	10	21	25	76	206	51	1	2.6	5.4	6.4	19.5	52.8	13.1	0.3	8
4,777	27,002	19,538	25,226	5	15	15	50	106	64	2	1.9	5.8	5.8	19.5	41.2	24.9	0.8	9
12,673	85,300	70,586	89,039	10	20	35	65	198	234	41	1.7	3.3	5.8	10.8	32.8	38.8	6.8	10
9,999	31,151	20,447	47,325	...	5	10	10	35	47	37	...	3.5	6.9	6.9	24.3	32.6	25.7	11
6,411	13,919	7,438	26,140	1	2	...	2	6	4	16	3.2	6.5	...	6.5	19.4	12.9	51.6	12
901,940	7,211,634	4,644,020	2,998,983	9,316	7,295	6,775	12,995	22,912	13,564	3,104	12.3	9.6	8.9	17.1	30.2	17.9	4.1	13
8,783	8,935	1,855	530	2,484	...	...	...	...	...	...	100.0	...	...	...	...	...	...	14
53,818	216,572	74,518	43,627	4,489	3,566	1,606	826	...	...	...	42.8	34.0	15.3	7.9	...	...	...	15
37,853	221,978	89,507	58,446	855	1,262	1,596	1,646	387	...	...	14.9	22.0	27.8	28.6	6.7	...	...	16
61,231	442,109	208,328	123,695	643	1,015	1,467	3,031	2,068	...	...	7.8	12.3	17.8	36.9	25.1	...	...	17
94,178	840,405	460,133	271,622	416	761	1,156	3,701	5,429	323	...	3.5	6.5	9.8	31.4	46.1	2.7	...	18
99,760	858,644	533,707	305,443	250	356	450	1,826	5,157	1,387	...	2.7	3.8	4.8	19.4	54.7	14.7	...	19
82,001	827,482	549,818	299,188	70	185	220	885	3,866	2,215	5	0.9	2.5	3.0	11.9	51.9	29.7	0.1	20
69,374	711,149	512,315	280,414	35	56	85	516	2,505	2,225	106	0.6	1.0	1.5	9.3	45.3	40.2	1.9	21
244,399	2,146,498	1,541,751	965,049	60	71	171	505	3,266	6,383	1,655	0.5	0.6	1.4	4.2	27.0	52.7	13.7	22
109,026	725,037	520,640	448,466	10	20	20	50	215	975	1,101	0.4	0.8	0.8	2.1	9.0	40.8	46.0	23
41,517	212,825	151,448	202,503	4	3	4	9	19	56	237	1.2	0.9	1.2	2.7	5.7	16.9	71.4	24
144,691	912,020	224,907	245,637	2,798	1,375	860	1,412	2,729	1,546	432	25.1	12.3	7.7	12.7	24.5	13.9	3.9	25
7,761	5,638	1,165	1,490	1,170	...	...	...	...	...	...	100.0	...	...	...	...	...	...	26
24,514	64,069	12,485	22,170	1,367	935	451	255	...	...	...	45.4	31.1	15.0	8.5	...	...	...	27
7,311	41,037	9,018	11,080	95	183	121	415	125	...	...	10.1	19.5	12.9	44.2	13.3	...	...	28
9,644	84,558	16,296	17,620	55	136	140	376	648	...	...	4.1	10.0	10.3	27.7	47.8	...	...	29
14,075	139,671	33,346	29,481	85	50	95	226	986	184	...	5.2	3.1	5.8	13.9	60.6	11.3	...	30
11,792	110,010	33,200	24,913	11	40	22	76	494	334	...	1.1	4.1	2.3	7.8	50.6	34.2	...	31
8,555	101,706	32,258	19,313	...	10	16	25	281	378	2	...	1.4	2.2	3.5	39.5	53.1	0.3	32
7,483	69,198	21,970	17,636	...	5	15	10	115	261	14	...	1.2	3.6	2.4	27.4	62.1	3.3	33
20,293	172,414	43,615	40,674	10	15	...	20	57	367	259	1.4	2.1	...	2.7	7.8	50.4	35.6	34
14,816	67,629	10,007	21,736	5	...	...	5	15	17	119	3.1	...	...	3.1	9.3	10.6	73.9	35
18,447	56,090	11,547	39,524	...	1	...	4	8	5	38	...	1.8	...	7.1	14.3	8.9	67.9	36
796,490	6,690,427	3,019,283	2,888,614	13,734	11,829	9,406	16,983	26,260	10,687	1,940	15.1	13.0	10.4	18.7	28.9	11.8	2.1	37
11,475	12,418	3,886	1,465	2,956	...	...	...	...	...	...	100.0	...	...	...	...	...	...	38
75,250	360,345	122,345	88,990	7,202	6,090	2,998	1,617	...	...	...	40.2	34.0	16.7	9.0	...	...	...	39
58,511	398,304	142,397	107,103	1,291	1,920	2,172	4,131	685	...	...	12.7	18.8	21.3	40.5	6.7	...	...	40
99,871	778,550	288,857	220,804	983	1,800	1,774	4,592	5,071	...	...	6.9	12.7	12.5	32.3	35.7	...	...	41
144,014	1,251,836	484,508	397,587	627	1,190	1,422	3,686	9,135	918	...	3.7	7.0	8.4	21.7	53.8	5.4	...	42
95,148	959,259	436,714	369,493	315	380	535	1,495	5,002	2,359	...	3.1	3.8	5.3	14.8	49.6	23.4	...	43
76,360	719,669	344,053	313,721	140	190	240	696	2,763	2,333	10	2.2	3.0	3.8	10.9	43.4	36.6	0.2	44
48,313	516,763	263,240	246,059	30	85	102	331	1,527	1,704	116	0.8	2.2	2.6	8.5	39.2	43.7	3.0	45
122,150	1,154,818	652,870	686,261	150	151	140	376	1,879	2,967	1,119	2.2	2.2	2.1	5.5	27.7	43.7	16.5	46
41,733	359,992	194,474	298,191	40	20	20	50	181	368	545	3.3	1.6	1.6	4.1	14.8	30.1	44.5	47
23,665	178,473	85,939	158,940	...	3	3	9	17	38	150	...	1.4	1.4	4.1	7.7	17.3	68.2	48
1,300,465	12,372,031	4,924,127	2,556,172	15,821	13,753	11,694	19,288	31,669	24,038	9,879	12.5	10.9	9.3	15.3	25.1	19.1	7.8	49
14,168	11,838	6,514	1,435	2,751	...	...	...	...	...	...	100.0	...	...	...	...	...	...	50
103,604	455,783	238,440	95,041	8,323	6,475	3,714	2,573	...	...	...	39.5	30.7	17.6	12.2	...	...	...	51
69,996	456,939	224,905	98,255	1,528	2,087	2,387	4,122	1,145	...	...	13.6	18.5	21.2	36.6	10.2	...	...	52
144,497	1,184,717	520,660	254,424	1,676	2,211	2,353	5,734	8,904	...	...	8.0	10.6	11.3	27.5	42.6	...	...	53
182,072	1,709,809	731,382	373,160	856	1,660	1,720	3,351	11,593	2,336	...	4.0	7.7	8.0	15.6	53.9	10.9	...	54
171,513	1,721,188	691,783	354,695	345	770	845	1,776	5,239	7,053	...	2.2	4.8	5.3	11.1	32.7	44.0	...	55
129,347	1,390,742	550,484	273,278	165	270	371	886	2,180	6,286	55	1.6	2.6	3.6	8.7	21.3	61.5	0.5	56
100,662	1,150,517	403,736	230,699	66	155	115	382	1,075	4,071	1,018	1.0	2.3	1.7	5.6	15.6	59.2	14.8	57
276,909	3,094,722	1,055,592	585,248	105	110	170	430	1,374	3,994	6,871	0.8	0.8	1.3	3.3	10.5	30.6	52.6	58
78,777	960,544	370,206	200,977	5	15	15	30	150	266	1,710	0.2	0.7	0.7	1.4	6.8	12.1	78.0	59
28,920	235,232	130,425	88,960	1	...	4	4	9	32	225	0.4	...	1.5	1.5	3.3	11.6	81.8	60
1,239,495	13,744,643	4,014,668	2,535,421	10,243	10,253	8,674	15,311	26,277	26,449	15,043	9.1	9.1	7.7	13.6	23.4	23.6	13.4	61
14,284	10,112	7,922	1,805	1,949	...	...	...	...	...	...	100.0	...	...	...	...	...	...	62
107,690	455,018	248,080	123,273	6,073	6,418	3,901	2,751	...	...	...	31.7	33.5	20.4	14.4	...	...	...	63
51,482	351,406	157,102	89,435	785	1,291	1,512	3,641	941	...	...	9.6	15.8	18.5	44.6	11.5	...	...	64
115,073	1,009,584	374,351	220,107	756	1,370	1,720	5,051	7,826	...	...	4.5	8.2	10.3	30.2	46.8	...	...	65
136,134	1,394,665	471,446	288,605	380	741	886	2,145	9,852	1,996	...	2.4	4.6	5.5	13.4	61.6	12.5	...	66
132,692	1,604,051	491,630	301,751	175	231	355	870	4,547	7,202	...	1.3	1.7	2.7	6.5	34.0	53.8	...	67
112,872	1,465,620	401,682	252,099	70	105	125	411	1,708	7,140	95	0.7	1.1	1.3	4.3	17.7	74.0	1.0	68
104,437	1,429,420	344,708	225,410	20	50	70	180	575	5,267	1,475	0.3	0.7	0.9	2.4	7.5	69.0	19.3	69
321,385	4,355,650	1,044,774	691,954	35	46	90	241	761	4,653	10,581	0.2	0.3	0.5	1.5	4.6	28.4	64.5	70
106,548	1,367,382	353,655	251,875	...	...	15	20	56	180	2,624	...	...	0.5	0.7	1.9	6.2	90.6	71
36,898	301,735	119,318	89,107	...	1	...	1	11	11	268	...	0.3	...	0.3	3.8	3.8	91.8	72
1,687,340	24,109,451	5,445,157	2,718,686	6,780	6,603	5,425	9,876	27,027	49,174	36,828	4.8	4.7	3.8	7.0	19.1	34.7	26.0	73
12,764	9,344	7,370	1,290	1,759	...	...	...	...	...	...	100.0	...	...	...	...	...	...	74
75,236	306,408	170,383	64,295	4,085	4,521	2,561	2,091	...	...	...	30.8	34.1	19.3	15.8	...	...	...	75
38,511	224,157	99,983	49,770	311	741	1,040	1,865	1,101	...	...	6.1	14.7	20.6	36.9	21.8	...	...	76
90,374	857,441	271,391	118,491	360	676	1,035	3,213	8,086	...	...	2.7	5.1	7.7	24.0	60.5	...	...	77
130,775	1,473,574	405,322	196,924	140	370	480	1,641	9,218	4,004	...	0.9	2.3	3.0	10.4	58.1	25.3	...	78
197,167	2,938,758	628,048	250,836	60	155	196	595	5,051	16,222	...	0.3	0.7	0.9	2.7	22.7	72.8	...	79
158,832	2,579,134	520,791	229,131	30	60	51	185	1,830	13,138	405	0.2	0.4	0.3	1.2	11.7	83.7	2.6	80
184,492	3,013,023	577,636	245,740	20	30	35	145	836	8,450	5,677	0.1	0.2	0.2	1.0	5.5	55.6	37.4	81
541,872	9,067,404	1,838,178	970,447	15	45	25	131	860	7,017	24,421	(Z)	0.1	0.1	0.4	2.6	21.6	75.1	82
195,784	3,052,326	700,505	440,946	...	5	...	10	40	327	5,782	...	0.1	...	0.2	0.6	5.3	93.8	83
61,533	587,882	225,550	150,816	...	...	2	...	5	16	543	...	...	0.4	...	0.9	2.8	95.9	84

Table 12.–ALL LAND IN FARMS CLASSIFIED ACCORDING TO USE AND A DISTRIBUTION OF FARMS

[Data for conterminous United States are based on

	Region, division, State, and size group	All land in farms (acres)	Cropland harvested			Cropland used only for pasture (acres)	Cropland not harvested and not pastured (acres)				Woodland pastured (acres)	Woodland not pastured (acres)	Other pasture (not cropland and not woodland) (acres)	
			Farms reporting	Acres	Percent of all land in farms		Total	Cultivated summer fallow[1]	Soil improvement crops and legumes	Other (idle and crop failure)			Total	Improved pasture
	EAST NORTH CENTRAL—Continued													
1	Michigan	14,776,569	104,965	7,250,362	49.1	1,411,798	1,370,613	...	403,047	967,566	1,112,456	1,683,456	681,504	62,650
2	Under 10 acres	15,237	1,814	5,333	35.0	679	1,675	...	335	1,340	85	320	110	10
3	10 to 49	711,980	20,500	328,556	46.1	55,995	112,987	...	25,260	87,727	20,865	57,330	26,565	2,295
4	50 to 69	495,825	7,937	243,657	49.1	41,252	73,337	...	20,645	52,692	19,025	41,705	19,175	1,435
5	70 to 99	1,677,206	19,823	830,756	49.5	170,540	208,294	...	61,475	146,819	92,230	150,715	63,700	4,770
6	100 to 139	1,976,335	16,376	1,000,715	50.6	198,185	209,564	...	62,155	147,409	123,275	197,558	79,255	7,270
7	140 to 179	2,047,770	12,748	1,032,518	50.4	199,813	193,890	...	57,595	136,295	155,650	206,802	89,610	8,680
8	180 to 219	1,603,839	8,063	833,075	51.9	157,495	126,090	...	37,910	88,180	109,125	180,243	74,435	7,415
9	220 to 259	1,358,568	5,639	690,924	50.9	132,155	101,850	...	30,560	71,290	116,185	151,430	65,535	6,090
10	260 to 499	3,498,084	10,216	1,748,787	50.0	329,208	241,573	...	76,123	165,450	303,350	437,832	178,844	17,085
11	500 to 999	1,040,048	1,643	447,868	43.1	92,412	77,342	...	26,575	50,767	109,176	166,169	58,605	5,220
12	1,000 or more acres	351,677	206	88,173	25.1	34,064	24,011	...	4,414	19,597	63,490	93,352	25,670	2,380
13	Wisconsin	21,164,615	125,764	9,674,767	45.7	2,022,243	648,240	...	248,609	399,631	3,074,391	2,329,269	1,968,259	195,862
14	Under 10 acres	10,606	1,306	4,052	38.2	615	405	...	145	260	85	215	574	85
15	10 to 49	359,831	9,770	173,775	48.3	38,215	20,712	...	5,921	14,791	27,085	26,596	28,805	605
16	50 to 69	311,703	4,928	163,038	52.3	36,115	14,657	...	4,770	9,887	24,870	20,070	24,745	1,305
17	70 to 99	1,716,095	20,288	907,174	52.9	209,138	59,622	...	23,827	35,795	75,680	108,073	131,979	9,924
18	100 to 139	2,987,679	24,877	1,559,453	52.2	341,525	78,025	...	26,070	51,955	358,836	204,353	247,258	21,330
19	140 to 179	3,701,688	23,021	1,809,948	48.9	381,045	100,127	...	38,348	61,779	517,472	300,953	354,515	35,425
20	180 to 219	2,877,622	14,403	1,343,582	46.7	275,100	76,485	...	27,965	48,520	431,660	277,575	290,920	27,045
21	220 to 259	2,287,252	9,516	1,013,880	44.3	209,985	61,922	...	24,385	37,537	383,130	258,325	220,685	26,445
22	260 to 499	5,201,531	15,401	2,096,391	40.3	416,742	155,841	...	59,215	96,626	900,210	778,099	533,343	56,604
23	500 to 999	1,250,563	1,982	456,078	36.5	89,344	48,616	...	24,224	24,392	208,519	251,718	99,351	12,267
24	1,000 or more acres	460,045	272	147,396	32.0	24,419	31,828	...	13,739	18,089	46,844	103,292	36,084	4,827
	WEST NORTH CENTRAL													
25	Minnesota	30,827,140	137,596	19,030,180	61.7	1,305,036	1,746,723	...	1,095,728	650,995	2,470,222	1,501,774	2,140,362	176,920
26	Under 10 acres	11,546	783	2,627	22.8	364	240	...	20	220	180	140	941	125
27	10 to 49	292,000	7,357	116,826	40.0	17,635	12,480	...	5,330	7,150	34,300	18,276	36,056	1,575
28	50 to 69	197,598	3,004	95,873	48.5	11,420	7,021	...	3,250	3,771	22,760	12,975	22,703	1,075
29	70 to 99	1,145,144	13,337	628,849	54.9	53,391	43,918	...	25,930	17,988	133,990	57,823	106,350	7,360
30	100 to 139	1,919,154	15,704	1,083,632	56.5	95,140	62,380	...	34,030	28,350	218,950	104,409	171,615	13,285
31	140 to 179	4,781,971	29,466	3,080,665	64.4	230,828	162,565	...	102,707	59,858	384,060	175,784	341,345	27,303
32	180 to 219	3,072,878	15,366	1,913,243	62.3	146,090	92,790	...	52,275	40,515	268,160	140,365	249,285	20,145
33	220 to 259	3,745,118	15,516	2,450,817	65.4	155,078	127,170	...	79,660	47,510	291,555	154,430	260,834	21,825
34	260 to 499	10,612,808	30,550	6,702,068	63.2	430,389	588,138	...	372,339	215,799	821,061	511,233	693,543	59,135
35	500 to 999	3,738,113	5,689	2,207,052	59.0	129,578	434,887	...	281,738	153,149	240,485	243,562	192,800	19,795
36	1,000 or more acres	1,310,810	824	748,528	57.1	35,123	215,134	...	138,449	76,685	54,721	82,777	64,890	5,297
37	Iowa	33,898,181	162,709	22,942,514	67.7	2,905,988	684,180	...	415,782	268,398	1,565,721	418,146	3,268,760	396,778
38	Under 10 acres	23,135	1,359	4,622	20.0	2,145	90	...	35	55	375	90	3,425	265
39	10 to 49	368,602	9,027	146,354	39.7	45,383	8,570	...	4,975	3,595	22,699	8,450	77,016	5,625
40	50 to 69	227,575	3,211	105,249	46.2	24,462	5,190	...	3,100	2,090	20,000	6,115	42,470	3,625
41	70 to 99	1,200,241	13,775	747,237	62.3	117,390	31,265	...	20,100	11,165	53,439	18,270	135,505	13,415
42	100 to 139	2,316,141	18,920	1,512,653	65.3	220,947	59,950	...	42,125	17,825	99,065	28,025	231,220	21,900
43	140 to 179	5,940,523	36,942	4,290,519	72.2	519,670	97,960	...	61,320	36,640	169,483	42,010	447,531	54,600
44	180 to 219	3,978,935	19,963	2,779,384	69.9	342,014	62,840	...	34,825	28,015	165,903	47,091	338,465	39,520
45	220 to 259	4,920,230	20,589	3,524,869	71.6	406,785	77,337	...	44,035	33,302	182,315	44,455	404,393	44,870
46	260 to 499	11,600,483	34,134	7,927,130	68.3	900,835	243,375	...	149,539	93,836	573,407	147,815	1,138,830	150,865
47	500 to 999	2,821,045	4,447	1,655,468	58.7	271,271	76,658	...	44,288	32,370	231,273	63,401	362,925	53,494
48	1,000 or more acres	501,271	342	249,029	49.7	55,086	20,945	...	11,440	9,505	47,762	12,424	86,980	8,599
49	Missouri	33,156,920	137,163	12,334,611	37.2	4,830,155	1,251,896	...	524,225	727,671	5,393,943	2,448,694	5,199,744	565,397
50	Under 10 acres	23,313	1,307	4,869	20.9	2,941	303	...	33	270	635	360	5,435	720
51	10 to 49	765,060	14,547	198,175	25.9	150,970	25,903	...	6,495	19,408	108,391	44,710	161,458	11,295
52	50 to 69	531,611	6,397	150,279	28.3	111,230	23,500	...	6,455	17,045	71,170	32,188	103,455	7,885
53	70 to 99	1,695,846	16,103	506,328	29.9	322,875	65,920	...	22,620	43,300	262,023	105,543	324,245	22,870
54	100 to 139	2,494,534	18,049	816,056	32.7	443,393	99,410	...	40,450	58,960	399,105	175,525	415,734	30,480
55	140 to 179	3,090,260	17,656	1,132,740	36.7	485,160	120,360	...	50,090	70,270	476,712	212,040	499,940	44,865
56	180 to 219	2,802,503	13,240	1,091,519	38.9	417,715	108,545	...	45,595	62,950	418,210	188,395	433,994	41,595
57	220 to 259	2,783,649	11,047	1,125,441	40.4	379,865	97,324	...	35,390	61,934	422,387	171,330	446,510	46,780
58	260 to 499	10,406,653	28,644	4,313,137	41.4	1,368,047	372,264	...	159,208	213,056	1,569,895	710,253	1,573,808	181,177
59	500 to 999	5,867,227	8,633	2,230,896	38.0	774,377	232,773	...	107,115	125,658	1,024,857	496,250	854,277	110,269
60	1,000 or more acres	2,696,264	1,540	765,171	28.4	373,582	105,594	...	50,774	54,820	640,558	312,100	380,888	67,461
61	North Dakota	41,464,378	53,204	19,485,204	47.0	765,168	7,601,880	5,132,337	1,278,448	1,191,095	255,792	190,647	11,023,766	129,759
62	Under 10 acres	960	65	200	20.8	...	55	20	...	35	...	...	70	...
63	10 to 49	18,310	386	5,970	32.6	955	655	150	110	395	630	340	5,795	...
64	50 to 69	8,740	105	3,180	36.4	475	930	225	485	220	330	270	2,770	180
65	70 to 99	38,460	365	20,170	52.4	1,200	5,260	2,350	1,860	1,050	1,010	655	7,480	...
66	100 to 139	53,010	386	28,995	54.7	825	6,620	3,525	2,170	925	3,015	985	8,089	...
67	140 to 179	452,310	2,660	252,870	55.9	9,025	81,145	52,525	18,110	10,510	8,990	4,255	60,060	555
68	180 to 219	144,347	690	82,255	57.0	2,125	18,670	10,455	5,345	2,870	4,085	3,240	22,090	140
69	220 to 259	343,905	1,375	213,900	62.2	8,910	53,475	30,700	17,075	5,700	10,490	4,480	32,305	375
70	260 to 499	6,152,744	15,319	3,556,689	57.8	134,965	1,178,686	761,195	253,760	163,731	67,155	52,360	814,412	14,126
71	500 to 999	15,004,241	20,547	7,938,028	52.9	286,719	2,966,341	2,029,167	491,210	445,964	84,505	64,015	2,831,846	44,585
72	1,000 or more acres	19,247,351	11,306	7,382,947	38.4	319,969	3,290,043	2,242,025	488,323	559,695	75,582	60,047	7,238,849	69,798
73	South Dakota	44,794,401	51,876	14,246,000	31.8	1,212,344	3,738,708	980,661	940,643	1,817,404	250,828	88,005	24,001,249	211,451
74	Under 10 acres	2,619	55	180	6.9	205	...	...	...	...	...	10	450	5
75	10 to 49	41,070	586	10,923	26.6	3,100	1,070	120	410	540	210	460	15,280	1,084
76	50 to 69	26,770	325	11,165	41.7	1,560	565	140	215	210	625	140	10,000	1,695
77	70 to 99	101,098	1,090	59,235	58.6	3,423	8,510	865	4,980	2,665	1,025	320	20,420	510
78	100 to 139	129,177	952	72,692	56.3	4,040	11,075	1,005	5,705	4,365	2,185	1,615	28,665	1,645
79	140 to 179	887,739	5,229	576,000	64.9	39,512	70,140	6,835	34,310	28,995	6,345	4,115	135,040	8,695
80	180 to 219	396,345	1,926	269,604	68.0	16,216	16,965	1,380	8,600	6,985	3,410	1,500	66.665	2,615
81	220 to 259	910,091	3,762	650,649	71.5	38,304	46,230	2,945	20,755	22,530	3,115	2,605	118,292	4,893
82	260 to 499	6,666,498	17,789	4,211,961	63.2	259,229	599,582	72,165	186,441	340,976	28,405	21,588	1,215,187	43,797
83	500 to 999	7,903,834	11,004	3,729,374	47.2	268,710	1,114,396	207,153	328,642	578,601	38,176	24,130	2,446,284	51,076
84	1,000 or more acres	27,729,160	9,158	4,654,217	16.8	578,045	1,870,175	688,053	350,585	831,537	167,332	31,522	19,944,966	95.436

Z Less than 0.05 percent.

[1]Data for 17 conterminous Western States. See text.

BY ACRES OF CROPLAND HARVESTED, BY SIZE OF FARM, BY DIVISIONS AND STATES: 1959—Continued

reports for only a sample of farms. See text]

Other land (house lots, roads, wasteland, etc.) (acres)	Cropland, total (acres)	Land pastured, total (acres)	Woodland, total (acres)	Farms by acres of cropland harvested: Number: 1 to 9 acres	10 to 19 acres	20 to 29 acres	30 to 49 acres	50 to 99 acres	100 to 199 acres	200 or more acres	Percent distribution: 1 to 9 acres	10 to 19 acres	20 to 29 acres	30 to 49 acres	50 to 99 acres	100 to 199 acres	200 or more acres	
1,266,380	10,032,773	3,205,758	2,795,912	11,300	11,672	10,371	18,730	29,397	18,083	5,412	10.8	11.1	9.9	17.8	28.0	17.2	5.2	1
7,035	7,687	874	405	1,814	...	...	...	...	...	...	100.0	...	...	...	...	...	...	2
109,682	497,538	103,425	78,195	6,761	6,702	4,192	2,845	...	...	...	33.0	32.7	20.4	13.9	...	...	...	3
57,674	358,246	79,452	60,730	746	1,375	1,470	3,301	1,045	...	...	9.4	17.3	18.5	41.6	13.2	...	...	4
160,971	1,209,590	326,470	242,945	1,140	2,015	2,465	6,695	7,508	...	...	5.8	10.2	12.4	33.8	37.9	...	...	5
167,783	1,408,464	400,715	320,833	415	781	1,260	3,002	9,566	1,352	...	2.5	4.8	7.7	18.3	58.4	8.3	...	6
169,487	1,426,221	445,073	362,452	170	475	526	1,516	5,810	4,251	...	1.3	3.7	4.1	11.9	45.6	33.3	...	7
123,376	1,116,660	341,055	289,368	95	190	220	636	2,461	4,411	50	1.2	2.4	2.7	7.9	30.5	54.7	0.6	8
100,489	924,929	313,875	267,615	76	56	110	345	1,365	3,246	441	1.3	1.0	2.0	6.1	24.2	57.6	7.8	9
258,490	2,319,568	811,402	741,182	61	70	120	356	1,511	4,400	3,698	0.6	0.7	1.2	3.5	14.8	43.1	36.2	10
88,476	617,622	260,193	275,345	20	5	5	25	115	383	1,090	1.2	0.3	0.3	1.5	7.0	23.3	66.3	11
22,917	146,248	123,224	156,842	2	3	3	9	16	40	133	1.0	1.5	1.5	4.4	7.8	19.4	64.6	12
1,447,446	12,345,250	7,064,893	5,403,660	5,231	6,196	7,989	22,137	53,379	26,745	4,087	4.2	4.9	6.4	17.6	42.4	21.3	3.2	13
4,660	5,072	1,274	300	1,306	...	...	...	...	...	...	100.0	...	...	...	...	...	...	14
44,643	232,702	94,105	53,681	2,442	3,197	2,571	1,560	...	...	...	25.0	32.7	26.3	16.0	...	...	...	15
28,208	213,810	85,730	44,940	275	535	910	2,682	526	...	...	5.6	10.9	18.5	54.4	10.7	...	...	16
124,429	1,175,934	516,797	283,753	576	1,166	2,011	7,827	8,708	...	...	2.8	5.7	9.9	38.6	42.9	...	...	17
198,229	1,979,003	947,619	563,189	265	511	1,281	4,751	16,814	1,255	...	1.1	2.1	5.1	19.1	67.6	5.0	...	18
237,628	2,291,120	1,253,032	818,425	185	370	656	2,768	13,041	6,001	...	0.8	1.6	2.8	12.0	56.6	26.1	...	19
182,300	1,695,167	997,680	709,235	70	190	285	1,230	6,482	6,146	...	0.5	1.3	2.0	8.5	45.0	42.7	...	20
139,325	1,285,787	813,800	641,455	60	85	116	615	3,420	4,970	250	0.6	0.9	1.2	6.5	35.9	52.2	2.6	21
320,905	2,668,974	1,850,295	1,678,309	41	121	145	641	4,092	7,693	2,668	0.3	0.8	0.9	4.2	26.6	50.0	17.3	22
96,937	594,038	397,214	460,237	10	15	10	45	276	647	979	0.5	0.8	0.5	2.3	13.9	32.6	49.4	23
70,182	203,643	107,347	150,136	1	6	4	18	20	33	190	0.4	2.2	1.5	6.6	7.4	12.1	69.9	24
2,632,843	22,081,939	5,915,620	3,971,996	4,516	5,151	5,232	11,651	32,487	50,220	28,339	3.3	3.7	3.8	8.5	23.6	36.5	20.6	25
7,054	3,231	1,485	320	783	...	...	...	...	...	...	100.0	...	...	...	...	...	...	26
56,427	146,941	87,991	52,576	2,251	2,576	1,558	972	...	...	...	30.6	35.0	21.2	13.2	...	...	...	27
24,846	114,314	56,883	35,735	275	382	616	1,326	405	...	...	9.2	12.7	20.5	44.1	13.5	...	...	28
120,823	726,158	293,731	191,813	555	875	1,290	3,810	6,807	...	...	4.2	6.6	9.7	28.6	51.0	...	...	29
183,028	1,241,152	485,705	323,359	205	510	775	2,356	9,513	2,345	...	1.3	3.2	4.9	15.0	60.6	14.9	...	30
406,724	3,474,058	956,233	559,844	200	412	495	1,601	8,187	18,571	...	0.7	1.4	1.7	5.4	27.8	63.0	...	31
262,945	2,152,123	663,535	408,525	116	160	180	636	3,082	11,072	120	0.8	1.0	1.2	4.1	20.1	72.1	0.8	32
305,234	2,733,065	707,467	445,985	50	125	135	410	1,756	8,923	4,117	0.3	0.8	0.9	2.6	11.3	57.5	26.5	33
866,376	7,720,595	1,944,993	1,332,294	70	100	146	454	2,519	8,618	18,643	0.2	0.3	0.5	1.5	8.2	28.2	61.0	34
289,749	2,771,517	562,863	484,047	10	10	35	86	210	660	4,678	0.2	0.2	0.6	1.5	3.7	11.6	82.2	35
109,637	998,785	154,734	137,498	1	1	2	...	8	31	781	0.1	0.1	0.2	...	1.0	3.8	94.8	36
2,112,872	26,532,682	7,740,469	1,983,867	4,858	4,410	4,098	8,080	34,375	73,373	33,515	3.0	2.7	2.5	5.0	21.1	45.1	20.6	37
12,388	6,857	5,945	465	1,359	...	...	...	...	...	...	100.0	...	...	...	...	...	...	38
60,130	200,307	145,098	31,149	2,899	2,957	1,856	1,315	...	...	...	32.1	32.8	20.6	14.6	...	...	...	39
24,089	134,901	86,932	26,115	220	455	691	1,310	535	...	...	6.9	14.2	21.5	40.8	16.7	...	...	40
97,135	895,892	306,334	71,709	215	560	830	2,910	9,260	...	...	1.6	4.1	6.0	21.1	67.2	...	...	41
164,281	1,793,550	551,232	127,090	80	205	446	1,410	12,707	4,072	...	0.4	1.1	2.4	7.5	67.2	21.5	...	42
373,350	4,908,149	1,136,684	211,493	45	115	140	602	7,127	28,913	...	0.1	0.3	0.4	1.6	19.3	78.3	...	43
243,238	3,184,238	846,382	212,994	10	40	65	260	2,458	16,910	220	0.1	0.2	0.3	1.3	12.3	84.7	1.1	44
280,076	4,008,991	993,493	226,770	15	35	35	126	1,156	13,201	6,021	0.1	0.2	0.2	0.6	5.6	64.1	29.2	45
669,091	9,071,340	2,613,072	721,222	15	36	35	141	1,066	9,785	23,056	(Z)	0.1	0.1	0.4	3.1	28.7	67.5	46
160,049	2,003,397	865,469	294,674	...	5	...	5	65	478	3,894	...	0.1	...	0.1	1.5	10.7	87.6	47
29,045	325,060	189,828	60,186	...	2	...	1	1	14	324	...	0.6	...	0.3	0.3	4.1	94.7	48
1,697,877	18,416,662	15,423,842	7,842,637	13,850	16,543	13,443	20,347	30,833	27,130	15,017	10.1	12.1	9.8	14.8	22.5	19.8	10.9	49
8,770	8,113	9,011	995	1,307	...	...	...	...	...	...	100.0	...	...	...	...	...	...	50
75,453	375,048	420,819	153,101	5,879	5,135	2,026	1,507	...	...	...	40.4	35.3	13.9	10.4	...	...	...	51
39,789	285,009	285,855	103,358	1,326	1,715	1,380	1,370	606	...	...	20.7	26.8	21.6	21.4	9.5	...	...	52
108,912	895,123	909,143	367,566	2,142	3,231	3,090	4,550	3,090	...	...	13.3	20.1	19.2	28.3	19.2	...	...	53
145,311	1,358,859	1,258,232	574,630	1,335	2,612	2,835	4,326	5,596	1,345	...	7.4	14.5	15.7	24.0	31.0	7.5	...	54
163,308	1,738,260	1,461,812	688,752	825	1,576	1,540	3,170	7,105	3,440	...	4.7	8.9	8.7	18.0	40.2	19.5	...	55
144,125	1,617,779	1,269,919	606,605	357	716	865	1,950	4,691	4,596	65	2.7	5.4	6.5	14.7	35.4	34.7	0.5	56
140,792	1,602,630	1,248,762	593,717	225	585	600	1,040	3,030	4,871	696	2.0	5.3	5.4	9.4	27.4	44.1	6.3	57
499,249	6,053,448	4,511,750	2,280,148	375	770	941	1,997	5,454	10,943	8,164	1.3	2.7	3.3	7.0	19.0	38.2	28.5	58
253,797	3,238,046	2,653,511	1,521,107	65	177	145	381	1,104	1,705	5,056	0.8	2.1	1.7	4.4	12.8	19.7	58.6	59
118,371	1,244,347	1,395,028	952,658	14	26	21	56	157	230	1,036	0.9	1.7	1.4	3.6	10.2	14.9	67.3	60
2,141,921	27,852,252	12,044,726	446,439	287	330	385	768	2,874	8,537	40,023	0.5	0.6	0.7	1.4	5.4	16.0	75.2	61
635	255	70	...	65	...	...	...	...	...	...	100.0	...	...	...	...	...	...	62
3,965	7,580	7,380	970	120	140	81	45	...	...	...	31.1	36.3	21.0	11.7	...	...	...	63
785	4,585	3,575	600	10	30	10	30	25	...	...	9.5	28.6	9.5	28.6	23.8	...	...	64
2,685	26,630	9,690	1,665	10	20	15	80	240	...	...	2.7	5.5	4.1	21.9	65.8	...	...	65
4,481	36,440	11,929	4,000	5	10	20	66	205	80	...	1.3	2.6	5.2	17.1	53.1	20.7	...	66
35,965	343,040	78,075	13,245	15	50	80	160	1,055	1,300	...	0.6	1.9	3.0	6.0	39.7	48.9	...	67
11,882	103,050	28,300	7,325	...	5	20	25	135	490	15	...	0.7	2.9	3.6	19.6	71.0	2.2	68
20,345	276,285	51,705	14,970	10	5	15	45	115	930	255	0.7	0.4	1.1	3.3	8.4	67.6	18.5	69
348,477	4,870,340	1,016,532	119,515	30	55	75	190	695	4,050	10,224	0.2	0.4	0.5	1.2	4.5	26.4	66.7	70
832,787	11,191,088	3,203,070	148,520	20	5	55	100	320	1,356	18,691	0.1	(Z)	0.3	0.5	1.6	6.6	91.0	71
879,914	10,992,959	7,634,400	135,629	2	10	14	27	84	331	10,838	(Z)	0.1	0.1	0.2	0.7	2.9	95.9	72
1,257,267	19,197,052	25,464,421	338,833	370	565	514	1,330	4,286	14,495	30,316	0.7	1.1	1.0	2.6	8.3	27.9	58.4	73
1,774	385	655	10	55	...	...	...	...	...	...	100.0	...	...	...	...	...	...	74
10,027	15,093	18,590	670	166	165	110	145	...	...	...	28.3	28.2	18.8	24.7	...	...	...	75
2,715	13,290	12,185	765	20	55	50	125	75	...	...	6.2	16.9	15.4	38.5	23.1	...	...	76
8,165	71,168	24,868	1,345	20	85	60	215	710	...	...	1.8	7.8	5.5	19.7	65.1	...	...	77
8,905	87,807	34,890	3,800	15	50	37	115	450	285	...	1.6	5.3	3.9	12.1	47.3	29.9	...	78
56,587	685,652	180,897	10,460	50	50	75	180	1,082	3,792	...	1.0	1.0	1.4	3.4	20.7	72.5	...	79
21,985	302,785	86,291	4,910	10	20	5	50	225	1,581	35	0.5	1.0	0.3	2.6	11.7	82.1	1.8	80
50,896	735,183	159,711	5,720	5	15	15	55	155	2,437	1,080	0.1	0.4	0.4	1.5	4.1	64.8	28.7	81
330,546	5,070,772	1,502,821	49,993	10	66	75	221	737	3,999	12,681	0.1	0.4	0.4	1.2	4.1	22.5	71.3	82
282,764	5,112,480	2,753,170	62,306	10	20	35	116	463	1,347	9,013	0.1	0.2	0.3	1.1	4.2	12.2	81.9	83
482,903	7,102,437	20,690,343	198,854	9	39	52	108	389	1,054	7,507	0.1	0.4	0.6	1.2	4.2	11.5	82.0	84

Table 12.–ALL LAND IN FARMS CLASSIFIED ACCORDING TO USE AND A DISTRIBUTION OF FARMS

[Data for conterminous United States are based on

	Region, division, State, and size group	All land in farms (acres)	Cropland harvested			Cropland used only for pasture (acres)	Cropland not harvested and not pastured (acres)				Woodland pastured (acres)	Woodland not pastured (acres)	Other pasture (not cropland and not woodland) (acres)	
			Farms reporting	Acres	Percent of all land in farms		Total	Cultivated summer fallow[1]	Soil improvement crops and legumes	Other (idle and crop failure)			Total	Improved pasture
	WEST NORTH CENTRAL—Continued													
1	Nebraska	47,774,823	84,425	18,190,771	38.1	1,350,266	3,429,394	2,308,289	644,545	476,560	368,085	153,073	22,739,103	367,393
2	Under 10 acres	9,382	541	1,762	18.8	765	85	30	25	30	135	...	1,525	170
3	10 to 49	118,483	2,647	44,299	37.4	9,785	4,065	1,340	990	1,735	2,070	1,105	36,135	2,465
4	50 to 69	63,032	816	29,242	46.4	4,545	2,535	780	725	1,030	2,300	1,085	15,935	1,085
5	70 to 99	318,018	3,649	202,339	63.6	15,618	20,520	6,150	8,735	5,635	3,855	2,220	47,513	4,060
6	100 to 139	424,994	3,410	277,099	65.2	18,614	23,135	6,260	10,810	6,065	7,435	2,605	65,920	4,490
7	140 to 179	2,138,325	13,103	1,457,906	68.2	93,538	116,069	45,585	46,109	24,375	18,020	9,180	307,176	25,042
8	180 to 219	1,148,196	5,736	807,879	70.4	55,015	46,300	17,905	16,430	11,965	11,410	5,805	154,638	13,403
9	220 to 259	2,230,167	9,235	1,553,042	69.6	91,400	115,273	44,575	42,460	28,238	17,405	8,891	317,531	25,150
10	260 to 499	9,539,805	26,312	5,842,064	61.2	380,943	754,890	426,447	194,760	133,683	86,573	51,112	1,964,605	96,002
11	500 to 999	7,821,573	11,112	3,379,343	43.2	226,599	983,510	712,021	154,388	117,101	81,014	36,602	2,840,303	50,993
12	1,000 or more acres	23,962,848	7,864	4,595,796	19.2	453,444	1,363,012	1,047,196	169,113	146,703	137,868	34,468	16,987,822	144,533
13	Kansas	50,097,175	95,341	20,605,221	41.1	1,511,973	7,607,900	5,472,857	1,050,908	1,084,135	468,958	329,093	17,769,273	690,926
14	Under 10 acres	10,907	605	1,990	18.2	780	70	5	20	45	60	15	2,080	270
15	10 to 49	200,358	4,606	65,484	32.7	13,580	8,325	1,585	3,480	3,260	7,725	3,670	71,830	5,255
16	50 to 69	122,420	1,580	46,225	37.8	6,755	4,827	1,465	1,970	1,392	5,930	2,855	43,618	2,805
17	70 to 99	530,885	5,685	226,075	42.6	35,470	42,140	10,820	17,170	14,150	15,515	10,985	161,032	10,910
18	100 to 139	541,623	4,197	249,627	46.1	29,532	35,390	9,155	13,260	12,975	21,520	10,640	157,526	10,265
19	140 to 179	1,772,202	10,613	869,348	49.1	90,119	169,139	75,275	46,300	47,564	39,650	19,105	481,213	36,010
20	180 to 219	898,641	4,381	471,156	52.4	38,830	56,590	21,280	17,735	17,575	27,190	13,415	238,908	16,283
21	220 to 259	1,671,836	6,832	891,430	53.3	64,465	137,061	63,401	40,185	33,475	29,695	18,765	440,045	36,930
22	260 to 499	10,379,424	27,489	5,394,602	52.0	371,134	1,171,524	708,419	223,925	239,180	130,287	102,121	2,718,562	164,608
23	500 to 999	13,697,202	19,498	6,252,638	45.6	399,271	2,189,142	1,571,259	313,070	304,813	119,029	98,221	4,128,858	187,465
24	1,000 or more acres	20,271,677	9,855	6,136,646	30.3	462,037	3,793,692	3,010,193	373,793	409,706	72,357	49,301	9,325,601	220,125
	SOUTH ATLANTIC													
25	Delaware	754,382	4,428	418,976	55.5	50,318	28,062	...	6,889	21,173	6,030	182,376	19,438	7,476
26	Under 10 acres	2,099	130	480	22.9	145	80	...	20	60	15	150	...	...
27	10 to 49	32,553	949	15,169	46.6	1,716	2,125	...	334	1,791	440	7,122	755	210
28	50 to 69	29,182	467	16,670	57.1	1,740	1,845	...	160	1,685	60	6,288	500	100
29	70 to 99	49,342	563	26,044	52.8	3,430	2,195	...	165	2,030	85	12,680	863	600
30	100 to 139	75,298	626	43,855	58.2	4,650	2,455	...	155	2,300	935	18,450	1,135	705
31	140 to 179	67,720	419	39,201	57.9	4,758	1,543	...	473	1,070	445	17,620	195	125
32	180 to 219	67,940	340	39,711	58.5	5,335	2,308	...	555	1,753	175	15,167	1,150	1,065
33	220 to 259	54,331	222	32,574	60.0	5,375	1,527	...	515	1,012	380	10,485	2,152	1,620
34	260 to 499	171,250	487	102,207	59.7	13,504	5,628	...	2,435	3,193	2,903	35,756	4,242	1,100
35	500 to 999	110,953	178	64,536	58.2	5,631	2,263	...	30	2,233	60	25,716	4,505	1,275
36	1,000 or more acres	93,714	47	38,529	41.1	4,034	6,093	...	2,047	4,046	532	32,942	3,941	676
37	Maryland	3,452,561	21,971	1,486,431	43.1	296,407	198,582	...	57,425	141,157	133,227	799,227	348,661	117,998
38	Under 10 acres	11,193	1,273	4,203	37.6	630	811	...	125	686	45	670	710	150
39	10 to 49	156,746	4,870	60,197	38.4	12,592	15,320	...	3,275	12,045	5,585	30,374	15,573	2,625
40	50 to 69	122,264	1,969	48,267	39.5	10,532	11,035	...	3,085	7,950	4,510	27,208	12,690	3,530
41	70 to 99	217,884	2,416	89,410	41.0	17,725	19,190	...	5,680	13,510	9,345	44,918	24,480	6,430
42	100 to 139	377,508	3,109	162,154	43.0	33,324	27,420	...	5,640	21,780	15,315	79,761	38,375	12,595
43	140 to 179	375,555	2,323	166,757	44.4	32,896	20,146	...	8,210	11,936	16,090	77,827	44,170	13,750
44	180 to 219	336,828	1,642	156,732	46.5	36,578	15,564	...	5,272	10,292	13,745	65,293	34,620	11,680
45	220 to 259	274,844	1,131	124,506	45.3	21,430	14,935	...	3,890	11,045	13,715	55,636	30,900	8,805
46	260 to 499	832,468	2,390	371,085	44.6	75,871	41,311	...	12,955	28,356	35,985	185,563	86,845	35,722
47	500 to 999	474,668	691	208,299	43.9	37,225	23,562	...	6,437	17,125	10,853	133,095	36,536	13,754
48	1,000 or more acres	272,603	157	94,821	34.8	17,604	9,288	...	2,856	6,432	8,039	98,882	23,762	8,957
49	Virginia	13,157,646	86,255	2,943,496	22.4	1,075,008	532,396	...	143,127	389,269	1,163,723	4,447,856	2,503,673	678,122
50	Under 10 acres	37,778	5,193	18,271	48.4	2,233	995	...	160	835	500	1,570	5,323	685
51	10 to 49	769,786	24,156	227,896	29.6	68,757	41,522	...	5,800	35,722	55,819	160,228	154,763	19,342
52	50 to 69	600,164	9,203	141,979	23.7	52,437	33,450	...	7,030	26,420	55,365	168,096	117,463	17,215
53	70 to 99	949,965	10,502	216,567	22.8	83,305	57,136	...	11,310	45,826	88,855	290,620	172,791	29,762
54	100 to 139	1,362,496	10,888	317,306	23.3	108,174	74,225	...	18,830	55,395	135,110	427,571	241,682	51,982
55	140 to 179	1,140,522	6,863	263,082	23.1	88,338	58,829	...	15,710	43,119	110,336	371,030	205,537	51,260
56	180 to 219	988,436	4,847	232,689	23.5	76,020	37,945	...	12,143	25,802	99,056	325,036	184,655	44,518
57	220 to 259	783,809	3,123	174,237	22.2	60,433	35,270	...	8,951	26,319	69,411	279,014	142,653	41,113
58	260 to 499	2,675,930	7,498	630,650	23.6	210,829	88,902	...	26,543	62,359	234,349	905,631	531,888	177,220
59	500 to 999	2,075,146	3,018	444,516	21.4	182,197	66,698	...	23,340	43,358	173,976	728,908	415,030	133,268
60	1,000 or more acres	1,773,614	964	276,303	15.6	142,285	37,424	...	13,310	24,114	140,946	790,152	331,888	111,757
61	West Virginia	6,047,301	39,456	849,062	14.0	535,227	205,604	...	44,581	161,023	980,295	1,579,588	1,678,751	300,546
62	Under 10 acres	7,213	785	1,965	27.2	830	480	...	60	420	305	315	1,190	235
63	10 to 49	325,837	9,823	63,018	19.3	46,281	15,736	...	1,430	14,306	43,107	57,948	76,672	9,039
64	50 to 69	305,808	4,737	48,584	15.9	33,083	13,281	...	2,315	10,966	50,085	64,745	79,855	8,850
65	70 to 99	517,590	5,710	78,790	15.2	57,550	25,195	...	4,410	20,785	79,585	116,275	137,765	17,185
66	100 to 139	737,789	5,968	117,519	15.9	73,310	29,817	...	4,427	25,390	113,781	169,139	201,740	27,835
67	140 to 179	603,476	3,639	88,104	14.6	57,960	19,429	...	3,399	16,030	100,360	152,508	162,665	23,780
68	180 to 219	493,677	2,357	75,151	15.2	41,130	17,955	...	4,150	13,805	74,196	121,440	147,530	18,525
69	220 to 259	392,746	1,565	59,681	15.2	39,943	10,580	...	3,235	7,345	60,235	87,395	122,037	23,987
70	260 to 499	1,180,375	3,315	170,258	14.4	97,506	34,229	...	8,461	25,768	202,142	303,052	338,551	72,953
71	500 to 999	817,629	1,190	87,792	10.7	53,345	23,660	...	9,255	14,405	123,730	282,202	226,110	54,149
72	1,000 or more acres	665,161	367	58,200	8.7	34,289	15,242	...	3,439	11,803	132,769	224,569	184,636	44,008
73	North Carolina	15,886,251	177,833	4,775,054	30.1	706,791	1,003,928	...	251,061	752,867	1,048,195	6,651,820	1,028,255	467,784
74	Under 10 acres	84,239	13,658	52,068	61.8	2,683	2,740	...	460	2,280	1,236	4,192	3,753	1,299
75	10 to 49	2,229,222	76,204	1,132,466	50.8	91,215	139,920	...	27,072	112,848	104,058	482,062	133,187	43,553
76	50 to 69	1,413,087	23,164	532,322	37.7	62,205	103,995	...	23,490	80,505	89,604	462,018	92,047	31,537
77	70 to 99	1,843,249	21,535	603,215	32.7	81,493	140,317	...	33,426	106,891	114,249	697,002	120,105	45,550
78	100 to 139	2,046,114	16,962	591,497	28.9	91,392	144,978	...	37,628	107,350	135,664	869,855	127,764	55,834
79	140 to 179	1,442,681	8,891	401,856	27.9	63,697	92,467	...	25,508	66,959	94,135	643,688	91,643	42,537
80	180 to 219	1,087,628	5,282	280,912	25.8	46,834	70,955	...	17,513	53,442	71,653	509,790	67,440	32,780
81	220 to 259	783,001	3,151	202,742	25.9	36,798	54,768	...	19,867	34,901	53,807	358,805	52,735	28,565
82	260 to 499	2,275,792	6,408	514,067	22.6	109,377	128,257	...	37,569	90,688	150,692	1,150,353	151,731	79,096
83	500 to 999	1,364,339	1,950	274,676	20.1	56,024	69,838	...	14,550	55,288	104,187	722,177	102,583	60,453
84	1,000 or more acres	1,316,899	628	189,233	14.4	65,073	55,693	...	13,978	41,715	128,910	751,878	85,267	46,580

[1]Data for 17 conterminous Western States. See text.

BY ACRES OF CROPLAND HARVESTED, BY SIZE OF FARM, BY DIVISIONS AND STATES: 1959—Continued

reports for only a sample of farms. See text]

Other land (house lots, roads, wasteland, etc.) (acres)	Cropland, total (acres)	Land pastured, total (acres)	Woodland, total (acres)	Farms by acres of cropland harvested: Number: 1 to 9 acres	10 to 19 acres	20 to 29 acres	30 to 49 acres	50 to 99 acres	100 to 199 acres	200 or more acres	Percent distribution: 1 to 9 acres	10 to 19 acres	20 to 29 acres	30 to 49 acres	50 to 99 acres	100 to 199 acres	200 or more acres	
1,544,131	22,970,431	24,457,454	521,158	1,613	1,548	1,047	2,543	10,364	32,736	34,574	1.9	1.8	1.2	3.0	12.3	38.8	40.9	1
5,110	2,612	2,425	135	541	...	...	...	...	...	...	100.0	...	...	...	...	...	...	2
21,024	58,149	47,990	3,175	828	921	406	492	...	...	...	31.3	34.8	15.3	18.6	...	...	...	3
7,390	36,322	22,780	3,385	50	145	110	280	231	...	...	6.1	17.8	13.5	34.3	28.3	...	...	4
25,953	238,477	66,986	6,075	70	150	170	756	2,503	...	...	1.9	4.1	4.7	20.7	68.6	...	...	5
30,186	318,848	91,969	10,040	25	85	100	256	2,016	928	...	0.7	2.5	2.9	7.5	59.1	27.2	...	6
136,436	1,667,513	418,734	27,200	30	65	85	306	3,258	9,359	...	0.2	0.5	0.6	2.3	24.9	71.4	...	7
67,149	909,194	221,063	17,215	25	20	35	55	480	5,071	50	0.4	0.3	0.6	1.0	8.4	88.4	0.9	8
126,625	1,759,715	426,336	26,296	...	35	25	65	544	6,223	2,343	...	0.4	0.3	0.7	5.9	67.4	25.4	9
459,618	6,977,897	2,432,121	137,685	26	90	80	165	865	8,419	16,667	0.1	0.3	0.3	0.6	3.3	32.0	63.3	10
274,202	4,589,452	3,147,916	117,616	10	30	25	106	297	1,966	8,678	0.1	0.3	0.2	1.0	2.7	17.7	78.1	11
390,438	6,412,252	17,579,134	172,336	8	7	11	62	170	770	6,836	0.1	0.1	0.1	0.8	2.2	9.8	86.9	12
1,804,757	29,725,094	19,750,204	798,051	3,091	3,632	2,983	6,093	15,090	25,949	38,503	3.2	3.8	3.1	6.4	15.8	27.2	40.4	13
5,912	2,840	2,920	75	605	...	...	...	...	...	...	100.0	...	...	...	...	...	...	14
29,744	87,389	93,135	11,395	1,671	1,810	690	435	...	...	...	36.3	39.3	15.0	9.4	...	...	...	15
12,210	57,807	56,303	8,785	180	360	295	505	240	...	...	11.4	22.8	18.7	32.0	15.2	...	...	16
39,668	303,685	212,017	26,500	275	675	940	1,970	1,825	...	...	4.8	11.9	16.5	34.7	32.1	...	...	17
37,388	314,549	208,578	32,160	80	250	335	910	2,261	361	...	1.9	6.0	8.0	21.7	53.9	8.6	...	18
103,628	1,128,606	610,982	58,755	150	295	340	1,225	5,219	3,384	...	1.4	2.8	3.2	11.5	49.2	31.9	...	19
52,552	566,576	304,928	40,605	35	80	105	285	1,305	2,516	55	0.8	1.8	2.4	6.5	29.8	57.4	1.3	20
90,375	1,092,956	534,205	48,460	55	75	85	210	1,245	4,602	560	0.8	1.1	1.2	3.1	18.2	67.4	8.2	21
491,194	6,937,260	3,219,983	232,408	30	61	125	405	2,360	11,550	12,958	0.1	0.2	0.5	1.5	8.6	42.0	47.1	22
510,043	8,841,051	4,647,158	217,250	...	15	50	107	478	2,982	15,866	...	0.1	0.3	0.5	2.5	15.3	81.4	23
432,043	10,392,375	9,859,995	121,658	10	11	18	41	157	554	9,064	0.1	0.1	0.2	0.4	1.6	5.6	92.0	24
49,182	497,356	75,786	188,406	468	477	327	747	1,030	879	500	10.6	10.8	7.4	16.9	23.3	19.9	11.3	25
1,229	705	160	165	130	...	...	...	...	...	...	100.0	...	...	...	...	...	...	26
5,226	19,010	2,911	7,562	281	361	166	141	...	...	...	30.0	38.0	17.5	14.9	...	...	...	27
2,079	20,255	2,300	6,348	35	31	60	260	81	...	...	7.5	6.6	12.8	55.7	17.3	...	...	28
4,045	31,669	4,378	12,765	16	55	60	166	266	...	...	2.8	9.8	10.7	29.5	47.2	...	...	29
3,818	50,960	6,720	19,385	5	20	20	120	361	100	...	0.8	3.2	3.2	19.2	57.7	16.0	...	30
3,958	45,502	5,398	18,065	1	...	16	35	171	196	...	0.2	...	3.8	8.4	40.8	46.8	...	31
4,094	47,354	6,660	15,342	...	...	5	15	95	218	7	...	...	1.5	4.4	27.9	64.1	2.1	32
1,838	39,476	7,907	10,865	...	5	...	5	25	135	52	...	2.3	...	2.3	11.3	60.8	23.4	33
7,010	121,339	20,649	38,659	...	5	...	5	31	195	251	...	1.0	...	1.0	6.4	40.0	51.5	34
8,242	72,430	10,196	25,776	...	...	...	...	...	31	147	...	...	...	...	...	17.4	82.6	35
7,643	48,656	8,507	33,474	...	...	...	...	...	4	43	...	...	...	...	...	8.5	91.5	36
190,026	1,981,420	778,295	932,454	4,316	3,132	1,998	3,118	4,900	3,151	1,356	19.6	14.3	9.1	14.2	22.3	14.3	6.2	37
4,124	5,644	1,385	715	1,273	...	...	...	...	...	...	100.0	...	...	...	...	...	...	38
17,105	88,109	33,750	35,959	2,160	1,759	666	285	...	...	...	44.4	36.1	13.7	5.9	...	...	...	39
8,022	69,834	27,732	31,718	341	471	436	576	145	...	...	17.3	23.9	22.1	29.3	7.4	...	...	40
12,816	126,325	51,550	54,263	215	370	285	890	656	...	...	8.9	15.3	11.8	36.8	27.2	...	...	41
21,159	222,898	87,014	95,076	200	260	295	690	1,541	123	...	6.4	8.4	9.5	22.2	49.6	4.0	...	42
17,669	219,799	93,156	93,917	55	140	145	335	1,156	492	...	2.4	6.0	6.2	14.4	49.8	21.2	...	43
14,296	208,874	84,943	79,038	25	66	55	160	566	750	20	1.5	4.0	3.3	9.7	34.5	45.7	1.2	44
13,722	160,871	66,045	69,351	25	30	70	60	325	561	60	2.2	2.7	6.2	5.3	28.7	49.6	5.3	45
35,808	488,267	198,701	221,548	16	30	46	100	446	1,077	675	0.7	1.3	1.9	4.2	18.7	45.1	28.2	46
25,098	269,086	84,614	143,948	5	5	...	20	61	132	468	0.7	0.7	...	2.9	8.8	19.1	67.7	47
20,207	121,713	49,405	106,921	1	1	...	2	4	16	133	0.6	0.6	...	1.3	2.5	10.2	84.7	48
491,494	4,550,900	4,742,404	5,611,579	29,566	18,753	11,271	10,844	9,597	4,383	1,841	34.3	21.7	13.1	12.6	11.1	5.1	2.1	49
8,886	21,499	8,056	2,070	5,193	...	...	...	...	...	...	100.0	...	...	...	...	...	...	50
60,801	338,175	279,339	216,047	14,780	6,794	1,932	650	...	...	...	61.2	28.1	8.0	2.7	...	...	...	51
31,374	227,866	225,265	223,461	3,561	3,116	1,425	825	276	...	...	38.7	33.9	15.5	9.0	3.0	...	...	52
40,691	357,008	344,951	379,475	2,723	3,326	2,145	1,592	716	...	...	25.9	31.7	20.4	15.2	6.8	...	...	53
58,428	499,705	484,966	562,681	1,698	2,631	2,458	2,412	1,489	200	...	15.6	24.2	22.6	22.2	13.7	1.8	...	54
43,370	410,249	404,211	481,366	741	1,196	1,287	1,792	1,511	336	...	10.8	17.4	18.8	26.1	22.0	4.9	...	55
33,035	346,654	359,731	424,092	395	695	863	1,083	1,308	487	16	8.1	14.3	17.8	22.3	27.0	10.0	0.3	56
22,791	269,940	272,497	348,425	190	370	356	768	1,051	336	52	6.1	11.8	11.4	24.6	33.7	10.8	1.7	57
73,681	930,381	977,066	1,139,980	216	521	656	1,423	2,425	1,714	543	2.9	6.9	8.7	19.0	32.3	22.9	7.2	58
63,821	693,411	771,203	902,884	60	90	135	249	682	1,071	731	2.0	3.0	4.5	8.3	22.6	35.5	24.2	59
54,616	456,012	615,119	931,098	9	14	14	50	139	239	499	0.9	1.5	1.5	5.2	14.4	24.8	51.8	60
218,774	1,589,893	3,194,273	2,559,883	16,503	9,381	5,269	4,409	2,853	845	196	41.8	23.8	13.4	11.2	7.2	2.1	0.5	61
2,128	3,275	2,325	620	785	...	...	...	...	...	...	100.0	...	...	...	...	...	...	62
23,075	125,035	166,060	101,055	7,642	1,895	246	40	...	...	...	77.8	19.3	2.5	0.4	...	...	...	63
16,175	94,948	163,023	114,830	2,541	1,586	490	115	5	...	...	53.6	33.5	10.3	2.4	0.1	...	...	64
22,430	161,535	274,900	195,860	2,335	1,890	1,040	390	55	...	...	40.9	33.1	18.2	6.8	1.0	...	...	65
32,483	220,646	388,831	282,920	1,550	1,895	1,245	971	296	11	...	26.0	31.8	20.9	16.3	5.0	0.2	...	66
22,450	165,493	320,985	252,868	811	995	765	706	301	61	...	22.3	27.3	21.0	19.4	8.3	1.7	...	67
16,275	134,236	262,856	195,636	335	481	551	540	375	75	...	14.2	20.4	23.4	22.9	15.9	3.2	...	68
12,875	110,204	222,215	147,630	170	246	315	421	350	60	3	10.9	15.7	20.1	26.9	22.4	3.8	0.2	69
34,637	301,993	638,199	505,194	270	341	491	937	926	295	55	8.1	10.3	14.8	28.3	27.9	8.9	1.7	70
20,790	164,797	403,185	405,932	56	40	115	261	447	220	51	4.7	3.4	9.7	21.9	37.6	18.5	4.3	71
15,456	107,731	351,694	357,338	8	12	11	28	98	123	87	2.2	3.3	3.0	7.6	26.7	33.5	23.7	72
672,208	6,485,773	2,783,241	7,700,015	53,153	44,588	30,114	28,447	15,825	4,345	1,361	29.9	25.1	16.9	16.0	8.9	2.4	0.8	73
17,567	57,491	7,672	5,428	13,658	...	...	...	...	...	...	100.0	...	...	...	...	...	...	74
146,314	1,363,601	328,460	586,120	27,156	26,976	14,197	7,875	...	...	...	35.6	35.4	18.6	10.3	...	...	...	75
70,896	698,522	243,856	551,622	5,021	6,257	4,945	5,040	1,901	...	...	21.7	27.0	21.3	21.8	8.2	...	...	76
86,868	825,025	315,847	811,251	3,517	4,996	4,646	5,262	3,114	...	...	16.3	23.2	21.6	24.4	14.5	...	...	77
84,964	827,867	354,820	1,005,519	1,962	3,398	3,050	4,767	3,379	406	...	11.6	20.0	18.0	28.1	19.9	2.4	...	78
55,195	558,020	249,475	737,823	786	1,376	1,272	2,238	2,548	671	...	8.8	15.5	14.3	25.2	28.7	7.5	...	79
40,044	398,701	185,927	581,443	351	761	761	1,198	1,454	742	15	6.6	14.4	14.4	22.7	27.5	14.0	0.3	80
23,346	294,308	143,340	412,612	205	296	366	616	1,063	510	95	6.5	9.4	11.6	19.5	33.7	16.2	3.0	81
71,315	751,701	411,800	1,301,045	361	453	737	1,168	1,853	1,371	465	5.6	7.1	11.5	18.2	28.9	21.4	7.3	82
34,854	400,538	262,794	826,364	121	60	120	240	416	510	483	6.2	3.1	6.2	12.3	21.3	26.2	24.8	83
40,845	309,999	279,250	880,788	15	15	20	43	97	135	303	2.4	2.4	3.2	6.8	15.4	21.5	48.2	84

Table 12.–ALL LAND IN FARMS CLASSIFIED ACCORDING TO USE AND A DISTRIBUTION OF FARMS

[Data for conterminous United States are based on

	Region, division, State, and size group	All land in farms (acres)	Cropland harvested			Cropland used only for pasture (acres)	Cropland not harvested and not pastured (acres)				Woodland pastured (acres)	Woodland not pastured (acres)	Other pasture (not cropland and not woodland) (acres)	
			Farms reporting	Acres	Percent of all land in farms		Total	Cultivated summer fallow[1]	Soil improvement crops and legumes	Other (idle and crop failure)			Total	Improved pasture
	SOUTH ATLANTIC—Continued													
1	South Carolina.....	9,141,992	71,776	2,729,291	29.9	646,887	697,112	...	163,134	533,978	902,731	3,416,369	444,998	187,878
2	Under 10 acres.....	34,435	5,136	24,614	71.5	555	1,100	...	45	1,055	405	1,275	470	130
3	10 to 49.....	893,186	32,230	529,290	59.3	36,826	70,951	...	5,673	65,278	35,870	142,564	25,905	7,635
4	50 to 69.....	482,329	7,771	190,079	39.4	29,435	49,819	...	6,138	43,681	30,725	138,385	23,000	7,365
5	70 to 99.....	619,117	6,879	201,439	32.5	41,506	63,925	...	11,878	52,047	53,050	208,195	27,417	9,502
6	100 to 139.....	742,245	5,973	221,331	29.8	49,617	76,870	...	13,555	63,315	61,374	270,849	36,545	12,430
7	140 to 179.....	588,633	3,457	169,164	28.7	43,815	52,880	...	14,970	37,910	60,183	213,541	27,080	9,480
8	180 to 219.....	464,292	2,182	132,455	28.5	33,025	42,617	...	9,632	32,985	43,995	174,142	23,684	10,210
9	220 to 259.....	374,355	1,440	101,730	27.2	32,180	30,890	...	4,870	26,020	38,515	137,585	22,160	7,745
10	260 to 499.....	1,442,615	3,869	417,237	28.9	123,705	106,437	...	34,177	72,260	155,389	538,869	62,662	33,386
11	500 to 999.....	1,331,364	1,849	360,367	27.1	104,742	92,333	...	31,885	60,448	135,464	540,757	65,082	31,982
12	1,000 or more acres....	2,169,421	990	381,585	17.6	151,481	109,290	...	30,311	78,979	287,761	1,050,207	130,993	58,013
13	Georgia.....	19,644,019	90,409	4,984,896	25.4	1,340,763	1,209,851	...	273,085	936,766	3,092,515	7,058,719	1,389,473	683,087
14	Under 10 acres.....	29,247	3,209	13,337	45.6	1,520	1,142	...	87	1,055	680	1,275	1,947	695
15	10 to 49.....	787,568	23,154	368,652	46.8	49,164	63,956	...	7,435	56,521	62,572	132,066	60,076	22,838
16	50 to 69.....	677,450	10,267	256,758	37.9	46,308	58,477	...	7,375	51,102	72,530	158,955	54,076	19,528
17	70 to 99.....	997,757	10,728	343,183	34.4	67,832	94,361	...	14,298	80,063	118,393	263,912	72,859	29,821
18	100 to 139.....	1,490,240	11,495	473,913	31.8	109,052	114,869	...	19,751	95,118	206,775	433,861	101,798	40,391
19	140 to 179.....	1,256,650	7,301	382,814	30.5	96,785	92,158	...	17,900	74,258	179,888	384,226	82,577	35,897
20	180 to 219.....	1,129,806	5,103	325,420	28.8	83,886	83,891	...	16,660	67,231	179,401	349,521	78,115	34,495
21	220 to 259.....	899,428	3,407	253,591	28.2	67,992	55,470	...	18,330	37,140	146,622	291,725	59,345	30,278
22	260 to 499.....	3,454,507	8,938	952,234	27.6	265,325	206,059	...	50,052	156,007	568,989	1,141,653	239,394	114,393
23	500 to 999.....	3,337,756	4,506	783,860	23.5	254,043	185,659	...	55,140	130,519	585,298	1,196,264	260,657	136,502
24	1,000 or more acres....	5,583,610	2,301	831,134	14.9	298,856	253,809	...	66,057	187,752	971,367	2,705,261	378,629	218,249
25	Florida.....	15,197,010	35,751	1,869,004	12.3	933,916	590,860	...	102,365	488,495	5,091,409	1,630,533	4,094,836	1,218,131
26	Under 10 acres.....	32,907	6,030	16,694	50.7	1,345	1,305	...	105	1,200	420	975	1,529	645
27	10 to 49.....	386,667	12,592	165,470	42.8	32,075	37,989	...	2,965	35,024	27,402	37,849	31,270	15,045
28	50 to 69.....	158,701	2,263	62,585	39.4	12,770	17,001	...	1,350	15,651	13,920	20,004	14,509	7,665
29	70 to 99.....	294,045	3,041	99,732	33.9	27,858	31,235	...	3,192	28,043	33,421	45,775	30,227	17,130
30	100 to 139.....	347,751	2,585	124,349	35.8	32,710	32,780	...	1,750	31,030	41,459	52,669	35,438	21,030
31	140 to 179.....	356,938	1,915	111,785	31.3	36,550	33,240	...	3,530	29,710	43,221	61,310	45,847	24,413
32	180 to 219.....	304,815	1,311	98,391	32.3	33,454	27,718	...	5,005	22,713	41,015	52,501	34,241	20,445
33	220 to 259.....	268,127	982	89,968	33.6	26,600	24,598	...	2,462	22,136	40,483	32,992	39,559	23,747
34	260 to 499.....	1,024,852	2,422	290,527	28.3	102,410	90,555	...	13,190	77,365	170,253	167,303	137,966	88,881
35	500 to 999.....	1,160,727	1,402	265,716	22.9	138,203	81,232	...	17,292	63,940	244,027	156,008	201,394	116,347
36	1,000 or more acres....	10,861,480	1,208	543,787	5.0	489,941	213,207	...	51,524	161,683	4,435,788	1,003,147	3,522,856	882,783
	EAST SOUTH CENTRAL													
37	Kentucky.....	17,041,886	137,251	4,093,084	24.0	4,747,896	1,190,897	...	457,611	733,286	1,365,576	3,064,508	1,620,751	270,620
38	Under 10 acres.....	57,224	10,301	27,318	47.7	8,935	2,420	...	720	1,700	575	830	2,985	735
39	10 to 49.....	1,048,675	32,109	285,005	27.2	289,635	83,455	...	22,385	61,070	66,980	143,862	91,700	11,580
40	50 to 69.....	1,037,426	16,404	238,999	23.0	293,297	79,083	...	24,917	54,166	84,840	170,434	101,089	13,410
41	70 to 99.....	1,794,570	20,323	413,166	23.0	542,235	134,667	...	43,260	91,407	147,205	276,356	170,358	26,770
42	100 to 139.....	2,512,310	20,668	584,495	23.3	753,569	179,809	...	66,095	113,714	206,336	413,585	219,946	34,990
43	140 to 179.....	2,020,652	12,384	481,471	23.8	588,870	137,816	...	53,678	84,138	171,380	341,377	191,467	28,730
44	180 to 219.....	1,660,372	8,106	383,105	23.1	465,820	116,300	...	45,545	70,755	137,562	306,265	158,485	27,205
45	220 to 259.....	1,143,955	4,652	277,246	24.2	316,193	79,955	...	38,105	41,850	105,325	192,960	113,215	19,020
46	260 to 499.....	3,316,831	9,376	799,256	24.1	850,725	241,660	...	110,005	131,655	273,775	666,577	321,372	60,622
47	500 to 999.....	1,578,523	2,409	405,404	25.7	420,047	83,875	...	35,585	48,290	109,735	326,103	166,705	35,313
48	1,000 or more acres....	871,348	519	197,619	22.7	218,570	51,857	...	17,316	34,541	61,863	226,159	83,429	12,245
49	Tennessee.....	16,105,983	137,109	4,182,897	26.0	3,258,208	1,139,586	...	430,074	709,512	1,727,259	3,447,624	1,445,094	289,505
50	Under 10 acres.....	68,320	9,926	30,766	45.0	9,790	2,985	...	585	2,400	1,370	2,180	4,210	615
51	10 to 49.....	1,413,314	44,838	527,043	37.3	292,223	95,812	...	25,615	70,197	90,184	165,121	124,310	17,635
52	50 to 69.....	1,071,064	16,379	304,926	28.5	249,721	83,154	...	21,919	61,235	100,770	160,021	102,000	14,880
53	70 to 99.....	1,661,528	18,058	439,151	26.4	368,450	130,918	...	40,815	90,103	179,382	281,450	156,164	22,779
54	100 to 139.....	2,112,832	16,852	545,515	25.8	466,960	161,236	...	55,599	105,637	241,625	380,105	188,630	33,090
55	140 to 179.....	1,675,427	9,813	408,777	24.4	365,029	120,647	...	46,704	73,943	200,046	339,510	143,747	27,485
56	180 to 219.....	1,344,555	6,348	338,576	25.2	281,700	91,690	...	37,670	54,020	163,165	273,416	120,590	21,170
57	220 to 259.....	988,327	3,873	260,728	26.4	201,051	64,928	...	26,676	38,252	114,415	215,499	85,080	20,085
58	260 to 499.....	2,944,620	8,049	734,936	25.0	568,975	200,260	...	90,573	109,687	342,405	683,611	284,100	70,745
59	500 to 999.....	1,621,300	2,327	383,965	23.7	275,389	107,812	...	51,078	56,734	167,857	482,781	135,057	32,646
60	1,000 or more acres....	1,204,696	646	208,514	17.3	178,920	80,144	...	32,840	47,304	126,040	463,930	101,206	28,375
61	Alabama.....	16,515,580	99,111	3,708,938	22.5	1,413,544	877,812	...	168,101	709,711	3,292,459	4,525,170	2,202,551	839,948
62	Under 10 acres.....	35,643	4,386	20,897	58.6	1,097	991	...	60	931	590	640	2,370	535
63	10 to 49.....	1,201,129	37,959	577,936	48.1	77,432	85,767	...	8,594	77,173	132,646	149,330	98,382	18,472
64	50 to 69.....	684,331	10,342	264,342	38.6	48,926	55,910	...	6,450	49,460	99,323	124,228	60,545	13,885
65	70 to 99.....	1,204,175	13,002	398,132	33.1	87,427	99,194	...	14,427	84,767	198,057	263,082	110,135	26,212
66	100 to 139.....	1,326,002	10,089	397,552	30.0	104,316	98,980	...	14,860	84,120	226,885	333,752	115,584	30,384
67	140 to 179.....	1,114,329	6,324	307,519	27.6	88,367	77,250	...	13,160	64,090	202,726	297,662	104,908	30,530
68	180 to 219.....	848,512	3,728	216,351	25.5	72,728	52,959	...	8,395	44,564	170,742	219,048	89,921	31,470
69	220 to 259.....	678,888	2,491	163,595	24.1	57,816	44,858	...	9,670	35,188	123,165	197,766	75,194	26,808
70	260 to 499.....	2,420,108	6,081	502,193	20.8	237,149	122,600	...	28,143	94,457	493,680	724,280	282,564	108,740
71	500 to 999.....	2,237,010	2,872	381,231	17.0	205,688	90,319	...	25,929	64,390	475,458	696,296	339,691	144,935
72	1,000 or more acres....	4,765,453	1,837	479,190	10.1	432,598	148,984	...	38,413	110,571	1,169,187	1,519,086	923,257	407,977
73	Mississippi.....	18,674,821	118,716	4,590,945	24.6	1,684,661	904,395	...	235,401	668,994	4,085,534	3,497,077	3,153,670	832,807
74	Under 10 acres.....	59,421	7,797	45,059	75.8	1,130	620	...	25	595	940	250	2,905	515
75	10 to 49.....	1,391,513	48,013	705,310	50.7	97,401	61,815	...	4,740	57,075	184,535	92,260	165,238	22,045
76	50 to 69.....	697,245	10,165	199,978	28.7	65,522	41,698	...	4,005	37,693	150,696	83,450	118,078	16,567
77	70 to 99.....	1,404,280	14,632	315,139	22.4	130,753	73,009	...	8,290	64,719	355,555	200,409	261,995	44,235
78	100 to 139.....	1,543,472	11,385	304,059	19.7	147,449	78,436	...	9,830	68,606	404,779	250,629	289,923	57,828
79	140 to 179.....	1,376,973	7,571	239,028	17.4	124,473	59,953	...	8,460	51,493	380,192	252,669	261,578	58,910
80	180 to 219.....	936,201	4,043	156,870	16.8	90,656	44,360	...	8,065	36,295	250,142	182,438	177,412	42,296
81	220 to 259.....	753,957	2,712	134,163	17.8	71,138	29,700	...	6,870	22,830	205,644	144,583	142,475	34,525
82	260 to 499.....	2,748,050	6,744	524,692	19.1	263,985	122,220	...	33,005	89,215	671,454	550,689	524,269	157,707
83	500 to 999.....	2,589,904	3,358	657,079	25.4	222,796	128,109	...	44,952	83,157	533,895	502,792	452,191	134,051
84	1,000 or more acres....	5,173,805	2,296	1,309,568	25.3	469,358	264,475	...	107,159	157,316	947,702	1,236,908	757,606	264,128

[1]Data for 17 conterminous Western States. See text.

BY ACRES OF CROPLAND HARVESTED, BY SIZE OF FARM, BY DIVISIONS AND STATES: 1959—Continued

reports for only a sample of farms. See text]

Other land (house lots, roads, wasteland, etc.) (acres)	Cropland, total (acres)	Land pastured, total (acres)	Woodland, total (acres)	Farms by acres of cropland harvested														
				Number							Percent distribution							
				1 to 9 acres	10 to 19 acres	20 to 29 acres	30 to 49 acres	50 to 99 acres	100 to 199 acres	200 or more acres	1 to 9 acres	10 to 19 acres	20 to 29 acres	30 to 49 acres	50 to 99 acres	100 to 199 acres	200 or more acres	
304,604	4,073,290	1,994,616	4,319,100	16,810	19,739	12,519	10,824	6,914	2,886	2,084	23.4	27.5	17.4	15.1	9.6	4.0	2.9	1
6,016	26,269	1,430	1,680	5,136	...	...	...	...	...	...	100.0	...	...	...	...	...	...	2
51,780	637,067	98,601	178,434	7,901	13,757	7,051	3,521	...	...	...	24.5	42.7	21.9	10.9	...	...	...	3
20,886	269,333	83,160	169,110	1,382	2,127	1,717	1,745	800	...	...	17.8	27.4	22.1	22.5	10.3	...	...	4
23,585	306,870	121,973	261,245	916	1,605	1,510	1,727	1,121	...	...	13.3	23.3	21.9	25.1	16.3	...	...	5
25,659	347,818	147,536	332,223	650	1,096	985	1,581	1,486	175	...	10.9	18.3	16.5	26.5	24.9	2.9	...	6
21,970	265,859	131,078	273,724	305	460	435	855	1,027	375	...	8.8	13.3	12.6	24.7	29.7	10.8	...	7
14,374	208,097	100,704	218,137	180	195	210	450	772	355	20	8.2	8.9	9.6	20.6	35.4	16.3	0.9	8
11,295	164,800	92,855	176,100	80	120	185	290	360	345	60	5.6	8.3	12.8	20.1	25.0	24.0	4.2	9
38,316	647,379	341,756	694,258	190	257	330	476	972	978	666	4.9	6.6	8.5	12.3	25.1	25.3	17.2	10
32,619	557,442	305,288	676,221	51	96	71	136	298	477	720	2.8	5.2	3.8	7.4	16.1	25.8	38.9	11
58,104	642,356	570,235	1,337,968	19	26	25	43	78	181	618	1.9	2.6	2.5	4.3	7.9	18.3	62.4	12
567,802	7,535,510	5,822,751	10,151,234	20,292	16,106	11,423	13,971	16,134	8,277	4,206	22.4	17.8	12.6	15.5	19.8	9.2	4.7	13
9,346	15,999	4,147	1,955	3,209	...	...	...	...	...	...	100.0	...	...	...	...	...	...	14
51,082	481,772	171,812	194,638	8,134	7,283	4,332	3,405	...	...	...	35.1	31.5	18.7	14.7	...	...	...	15
30,346	361,543	172,914	231,485	2,637	2,216	1,748	2,040	1,626	...	...	25.7	21.6	17.0	19.9	15.8	...	...	16
37,217	505,376	259,084	382,305	2,252	2,033	1,611	2,182	2,650	...	...	21.0	19.0	15.0	20.3	24.7	...	...	17
49,972	697,834	417,625	640,636	1,656	1,940	1,430	2,393	3,371	705	...	14.4	16.9	12.4	20.8	29.3	6.1	...	18
38,202	571,757	359,250	564,114	937	902	810	1,316	2,316	1,020	...	12.8	12.4	11.1	18.0	31.7	14.0	...	19
29,572	493,197	341,402	528,922	408	537	437	776	1,897	1,022	26	8.0	10.5	8.6	15.2	37.2	20.0	0.5	20
24,683	377,053	273,959	438,347	265	326	340	423	1,113	805	135	7.8	9.6	10.0	12.4	32.7	23.6	4.0	21
80,853	1,423,618	1,073,708	1,710,642	535	614	519	991	2,099	3,050	1,130	6.0	6.9	5.8	11.1	23.5	34.1	12.6	22
71,975	1,223,562	1,099,998	1,781,562	191	182	157	353	785	1,247	1,591	4.2	4.0	3.5	7.8	17.4	27.7	35.3	23
144,554	1,383,799	1,648,852	3,676,628	68	73	39	92	277	428	1,324	3.0	3.2	1.7	4.0	12.0	18.6	57.5	24
986,452	3,393,780	10,120,161	6,721,942	13,571	5,900	3,728	4,087	4,332	2,509	1,624	38.0	16.5	10.4	11.4	12.1	7.0	4.5	25
10,639	19,344	3,294	1,395	6,030	...	...	...	...	...	...	100.0	...	...	...	...	...	...	26
54,612	235,534	90,747	65,251	5,437	3,956	2,010	1,189	...	...	...	43.2	31.4	16.0	9.4	...	...	...	27
17,912	92,356	41,199	33,924	471	410	346	607	429	...	...	20.8	18.1	15.3	26.8	19.0	...	...	28
25,797	158,825	91,506	79,196	557	557	452	661	814	...	...	18.3	18.3	14.9	21.7	26.8	...	...	29
28,346	189,839	109,607	94,128	315	328	275	517	881	269	...	12.2	12.7	10.6	20.0	34.1	10.4	...	30
24,985	181,575	125,618	104,531	201	210	190	320	622	372	...	10.5	11.0	9.9	16.7	32.5	19.4	...	31
17,495	159,563	108,710	93,516	125	86	105	221	372	363	39	9.5	6.6	8.0	16.9	28.4	27.7	3.0	32
13,927	141,166	106,642	73,475	50	61	75	91	332	316	57	5.1	6.2	7.6	9.3	33.8	32.2	5.8	33
65,838	483,492	410,629	337,556	168	142	140	231	554	687	500	6.9	5.9	5.8	9.5	22.9	28.4	20.6	34
74,147	485,151	583,624	400,035	109	74	62	138	194	325	500	7.8	5.3	4.4	9.8	13.8	23.2	35.7	35
652,754	1,246,935	8,448,585	5,438,935	108	76	73	112	134	177	528	8.9	6.3	6.0	9.3	11.1	14.7	43.7	36
959,174	10,031,877	7,734,223	4,430,084	50,724	28,097	17,718	18,736	14,743	5,349	1,884	36.7	20.5	12.9	13.7	10.7	3.9	1.4	37
14,161	38,673	12,495	1,405	10,301	...	...	...	...	...	...	100.0	...	...	...	...	...	...	38
88,038	658,095	448,315	210,842	20,352	8,327	2,410	1,020	...	...	...	63.4	25.9	7.5	3.2	...	...	...	39
69,684	611,379	479,226	255,274	6,816	5,117	2,561	1,535	375	...	...	41.6	31.2	15.6	9.4	2.3	...	...	40
110,583	1,090,068	859,798	423,561	5,746	5,706	4,070	3,520	1,281	...	...	28.3	28.1	20.0	17.3	6.3	...	...	41
154,570	1,517,873	1,179,851	619,921	4,135	4,456	4,042	4,865	2,925	245	...	20.0	21.6	19.6	23.5	14.2	1.2	...	42
108,271	1,208,157	951,717	512,757	1,526	1,920	2,270	3,132	3,011	525	...	12.3	15.5	18.3	25.3	24.3	4.2	...	43
92,835	965,225	761,867	443,827	845	1,105	1,111	1,875	2,440	730	...	10.4	13.6	13.7	23.1	30.1	9.0	...	44
59,061	673,394	534,733	298,285	340	525	480	986	1,540	746	35	7.3	11.3	10.3	21.2	33.1	16.0	0.8	45
163,466	1,891,641	1,445,872	940,352	540	840	656	1,586	2,676	2,347	731	5.8	9.0	7.0	16.9	28.5	25.0	7.8	46
66,654	909,326	696,487	435,838	105	90	100	197	436	681	800	4.4	3.7	4.2	8.2	18.1	28.3	33.2	47
31,851	468,046	363,862	288,022	18	11	18	20	59	75	318	3.5	2.1	3.5	3.9	11.4	14.5	61.3	48
905,315	8,580,691	6,430,561	5,174,883	44,984	30,539	19,913	19,616	14,751	5,505	1,801	32.8	22.3	14.5	14.3	10.8	4.0	1.3	49
17,019	43,541	15,370	3,550	9,926	...	...	...	...	...	...	100.0	...	...	...	...	...	...	50
118,621	915,078	506,717	255,305	21,610	14,566	6,066	2,596	...	...	...	48.2	32.5	13.5	5.8	...	...	...	51
70,472	637,801	452,491	260,791	4,867	5,036	3,305	2,370	801	...	...	29.7	30.7	20.2	14.5	4.9	...	...	52
106,013	938,519	703,996	460,832	3,841	4,571	3,831	4,010	1,805	...	...	21.3	25.3	21.2	22.2	10.0	...	...	53
128,761	1,173,711	897,215	621,730	2,475	3,315	3,246	4,360	3,196	260	...	14.7	19.7	19.3	25.9	19.0	1.5	...	54
97,671	894,453	708,822	539,556	1,050	1,582	1,435	2,557	2,637	552	...	10.7	16.1	14.6	26.1	26.9	5.6	...	55
75,418	711,966	565,455	436,581	600	635	805	1,456	2,050	777	25	9.5	10.0	12.7	22.9	32.3	12.2	0.4	56
46,626	526,707	400,546	329,914	210	306	445	756	1,275	776	105	5.4	7.9	11.5	19.5	32.9	20.0	2.7	57
130,333	1,504,171	1,195,480	1,026,016	340	420	655	1,286	2,474	2,217	657	4.2	5.2	8.1	16.0	30.7	27.5	8.2	58
68,439	767,166	578,303	650,638	51	95	111	192	427	770	681	2.2	4.1	4.8	8.3	18.3	33.1	29.3	59
45,942	467,578	406,166	589,970	14	13	14	33	86	153	333	2.2	2.0	2.2	5.1	13.3	23.7	51.5	60
495,106	6,000,294	6,908,554	7,817,629	24,571	24,688	14,995	15,124	12,405	5,219	2,109	24.8	24.9	15.1	15.3	12.5	5.3	2.1	61
9,058	22,985	4,057	1,230	4,386	...	...	...	...	...	...	100.0	...	...	...	...	...	...	62
79,636	741,135	308,460	281,976	11,915	15,023	7,201	3,820	...	...	...	31.4	39.6	19.0	10.1	...	...	...	63
31,057	369,178	208,794	223,551	2,091	2,470	1,896	2,590	1,295	...	...	20.2	23.9	18.3	25.0	12.5	...	...	64
48,148	584,753	395,619	461,139	2,306	2,775	2,187	2,947	2,787	...	...	17.7	21.3	16.8	22.7	21.4	...	...	65
48,933	600,848	446,785	560,637	1,602	1,731	1,510	2,066	2,561	619	...	15.9	17.2	15.0	20.5	25.4	6.1	...	66
35,897	473,136	396,001	500,388	825	906	835	1,310	1,585	863	...	13.0	14.3	13.2	20.7	25.1	13.6	...	67
26,763	342,038	333,391	389,790	438	466	405	671	995	733	20	11.7	12.5	10.9	18.0	26.7	19.7	0.5	68
16,494	266,269	256,175	320,931	230	295	266	392	742	506	60	9.2	11.8	10.7	15.7	29.8	20.3	2.4	69
57,642	861,942	1,013,393	1,217,960	536	756	460	902	1,500	1,343	584	8.8	12.4	7.6	14.8	24.7	22.1	9.6	70
48,327	677,238	1,020,837	1,171,754	180	200	167	297	690	729	609	6.3	7.0	5.8	10.3	24.0	25.4	21.2	71
93,151	1,060,772	2,525,042	2,688,273	62	66	68	129	250	426	836	3.4	3.6	3.7	7.0	13.6	23.2	45.5	72
758,539	7,180,001	8,923,865	7,582,611	32,940	37,626	19,528	14,307	7,940	2,863	3,512	27.7	31.7	16.4	12.1	6.7	2.4	3.0	73
8,517	46,809	4,975	1,190	7,797	...	...	...	...	...	...	100.0	...	...	...	...	...	...	74
84,954	864,526	447,174	276,795	13,083	22,647	8,898	3,385	...	...	...	27.2	47.2	18.5	7.1	...	...	...	75
37,823	307,198	334,296	234,146	2,928	3,126	1,826	1,635	650	...	...	28.8	30.8	18.0	16.1	6.4	...	...	76
67,420	518,901	748,303	555,964	3,806	4,506	2,810	2,320	1,190	...	...	26.0	30.8	19.2	15.9	8.1	...	...	77
68,197	529,944	842,151	655,408	2,196	3,066	2,356	2,302	1,250	215	...	19.3	26.9	20.7	20.2	11.0	1.9	...	78
59,080	423,454	766,243	632,861	1,361	1,881	1,395	1,502	1,101	331	...	18.0	24.8	18.4	19.8	14.5	4.4	...	79
34,323	291,886	518,210	432,580	655	836	612	927	756	227	30	16.2	20.7	15.1	22.9	18.7	5.6	0.7	80
26,254	235,001	419,257	350,227	368	540	390	527	525	247	115	13.6	19.9	14.4	19.4	19.4	9.1	4.2	81
90,741	910,897	1,459,708	1,222,143	562	746	952	1,219	1,593	995	677	8.3	11.1	14.1	18.1	23.6	14.8	10.0	82
93,042	1,007,984	1,208,882	1,036,687	145	221	230	391	634	528	1,209	4.3	6.6	6.8	11.6	18.9	15.7	36.0	83
188,188	2,043,401	2,174,666	2,184,610	39	57	59	99	241	320	1,481	1.7	2.5	2.6	4.3	10.5	13.9	64.5	84

Table 12.—ALL LAND IN FARMS CLASSIFIED ACCORDING TO USE AND A DISTRIBUTION OF FARMS

[Data for conterminous United States are based on

	Region, division, State, and size group	All land in farms (acres)	Cropland harvested			Cropland used only for pasture (acres)	Cropland not harvested and not pastured (acres)				Woodland pastured (acres)	Woodland not pastured (acres)	Other pasture (not cropland and not woodland) (acres)	
			Farms reporting	Acres	Per-cent of all land in farms		Total	Cultivated summer fallow[1]	Soil im-provement crops and legumes	Other (idle and crop failure)			Total	Improved pasture
	WEST SOUTH CENTRAL													
1	Arkansas	16,482,656	72,883	5,398,949	32.8	2,231,110	868,103	...	286,381	581,722	2,963,317	2,668,705	1,604,644	342,200
2	Under 10 acres	29,140	3,355	17,660	60.6	2,220	635	...	65	570	510	370	1,845	275
3	10 to 49	720,754	18,521	268,770	37.3	119,847	34,005	...	5,745	28,260	92,460	66,346	86,756	10,870
4	50 to 69	398,237	5,182	117,743	29.6	77,120	21,113	...	4,425	16,688	62,690	46,166	48,885	6,405
5	70 to 99	1,066,609	10,001	294,136	27.6	199,641	56,845	...	14,795	42,050	190,096	145,858	125,360	21,360
6	100 to 139	1,264,544	8,539	352,267	27.9	232,001	68,180	...	17,055	51,125	241,306	168,867	141,956	25,383
7	140 to 179	1,276,294	6,533	359,404	28.2	209,652	62,831	...	18,555	44,276	259,418	183,065	150,338	29,155
8	180 to 219	1,012,036	4,193	286,235	28.3	162,615	47,790	...	13,425	34,365	202,217	163,820	110,855	23,065
9	220 to 259	898,600	3,243	265,934	29.6	150,040	40,454	...	17,273	23,181	178,788	136,407	88,483	17,520
10	260 to 499	3,143,595	7,726	1,003,459	31.9	428,022	163,272	...	67,042	96,230	643,256	477,920	300,443	55,898
11	500 to 999	2,897,218	3,841	1,116,369	38.5	274,794	168,754	...	62,503	106,251	475,851	489,717	248,896	64,633
12	1,000 or more acres	3,775,629	1,749	1,316,972	34.9	375,158	204,224	...	65,498	138,726	616,725	790,169	300,827	87,636
13	Louisiana	10,333,117	52,966	2,424,790	23.5	2,040,032	448,049	...	125,216	322,833	1,711,894	1,497,703	1,676,516	441,906
14	Under 10 acres	33,134	3,232	12,292	37.1	3,505	1,005	...	40	965	1,150	865	3,725	475
15	10 to 49	893,967	24,368	343,454	38.4	146,532	37,897	...	3,150	34,747	100,573	67,150	122,476	19,155
16	50 to 69	390,193	5,091	123,598	31.7	69,455	17,780	...	2,890	14,890	53,865	42,315	57,990	11,520
17	70 to 99	578,325	5,197	143,239	24.8	98,490	27,272	...	4,117	23,155	101,095	88,495	90,420	20,160
18	100 to 139	602,647	3,823	138,499	23.0	116,475	27,719	...	5,035	22,684	107,857	95,760	89,725	26,115
19	140 to 179	502,425	2,445	117,520	23.4	94,240	22,870	...	5,700	17,170	88,905	80,154	75,060	17,895
20	180 to 219	400,740	1,523	96,639	24.1	83,570	18,901	...	3,430	15,471	63,830	55,925	64,160	16,690
21	220 to 259	316,837	1,112	91,157	28.8	55,015	16,588	...	4,840	11,748	53,900	45,859	40,945	13,130
22	260 to 499	1,252,053	2,903	332,140	26.5	276,750	63,127	...	26,920	36,207	175,726	162,847	196,689	62,925
23	500 to 999	1,496,974	1,899	375,174	25.1	363,142	76,631	...	24,672	51,959	213,860	200,952	209,878	69,138
24	1,000 or more acres	3,865,822	1,373	651,078	16.8	732,858	138,259	...	44,422	93,837	751,133	657,381	725,448	184,703
25	Oklahoma	35,820,868	66,997	9,068,802	25.3	2,462,505	2,686,685	992,777	919,029	774,879	3,829,534	534,797	16,218,402	1,272,189
26	Under 10 acres	10,360	346	1,152	11.1	1,055	80	25	5	50	320	35	2,630	250
27	10 to 49	316,003	4,002	47,525	15.0	49,686	13,205	1,770	2,685	8,750	45,160	9,005	120,212	12,525
28	50 to 69	195,245	1,595	32,945	16.9	27,105	8,400	785	3,750	3,865	32,665	5,255	75,293	9,720
29	70 to 99	678,626	4,850	139,135	20.5	101,965	36,330	5,875	11,775	18,680	92,235	16,740	255,796	29,975
30	100 to 139	791,408	4,321	157,598	19.9	102,072	45,860	6,520	17,650	21,690	129,885	22,920	291,010	32,625
31	140 to 179	2,142,777	10,147	628,252	29.3	218,032	164,665	36,240	61,425	67,000	260,559	39,720	740,010	70,415
32	180 to 219	914,511	3,547	240,666	26.3	106,285	55,094	9,160	23,675	22,259	128,670	23,910	322,450	34,435
33	220 to 259	1,282,355	4,359	394,304	30.7	122,715	95,047	23,347	34,350	37,350	158,495	30,690	432,031	39,075
34	260 to 499	7,511,102	17,913	2,535,513	33.8	563,354	619,824	206,135	210,663	203,026	754,693	125,397	2,666,235	221,923
35	500 to 999	8,235,449	10,804	2,783,193	33.8	511,424	763,089	290,615	261,772	210,702	692,940	96,235	3,174,059	294,286
36	1,000 or more acres	13,743,032	5,113	2,108,519	15.3	658,812	885,091	412,305	291,279	181,507	1,533,912	164,890	8,138,676	526,960
37	Texas	143,184,706	159,970	22,418,575	15.7	7,838,931	5,767,203	1,652,041	2,135,026	1,980,136	12,494,862	1,085,239	91,469,814	7,221,511
38	Under 10 acres	42,940	2,870	9,964	23.2	4,585	1,124	200	50	874	1,485	445	8,937	1,333
39	10 to 49	918,043	19,274	268,630	29.3	137,629	47,080	7,110	6,775	33,195	101,961	20,944	268,526	37,499
40	50 to 69	847,803	9,580	247,007	29.1	135,372	47,395	5,900	12,375	29,120	106,562	18,909	254,907	36,875
41	70 to 99	1,573,177	13,245	480,816	30.6	227,986	94,149	13,547	25,204	55,398	193,880	36,540	483,664	74,966
42	100 to 139	2,632,086	16,568	853,246	32.4	350,254	157,419	26,093	49,622	81,704	347,257	51,112	785,647	125,655
43	140 to 179	3,130,424	15,373	1,190,768	38.0	357,475	222,549	38,010	76,582	107,957	365,747	44,580	852,514	123,607
44	180 to 219	2,716,451	10,619	931,702	34.3	352,103	183,128	32,675	72,299	78,154	361,483	38,561	771,989	113,150
45	220 to 259	2,449,835	8,295	915,526	37.4	271,138	173,232	35,625	60,755	76,852	311,960	39,240	678,940	103,984
46	260 to 499	13,492,197	31,211	5,335,981	39.5	1,353,674	1,011,641	231,757	404,885	374,999	1,566,006	166,641	3,759,193	513,391
47	500 to 999	16,325,487	19,560	5,761,188	35.3	1,385,728	1,357,238	370,672	572,825	413,741	1,909,091	167,708	5,445,257	713,168
48	1,000 or more acres	99,056,263	13,375	6,423,747	6.5	3,262,987	2,472,248	890,452	853,654	728,142	7,229,430	500,559	78,160,240	5,377,883
	MOUNTAIN													
49	Montana	64,029,044	26,689	8,140,721	12.7	955,007	5,954,210	5,333,642	358,356	262,212	2,193,176	263,416	45,437,768	523,209
50	Under 10 acres	2,662	306	786	29.5	210	40	25	...	15	50	220	364	165
51	10 to 49	42,206	1,157	14,348	34.0	5,785	1,630	910	370	350	3,210	1,750	11,313	4,034
52	50 to 69	22,630	345	8,800	38.9	3,610	1,325	735	225	365	1,835	940	4,420	1,740
53	70 to 99	75,735	851	31,214	41.2	8,885	4,976	3,110	455	1,411	7,830	2,565	15,145	5,245
54	100 to 139	104,905	800	44,040	42.0	11,325	5,515	3,835	730	950	8,235	4,115	23,950	7,305
55	140 to 179	244,273	1,472	103,677	42.4	21,750	20,140	15,165	1,340	3,635	13,690	11,455	57,230	11,955
56	180 to 219	135,874	637	56,266	41.4	12,062	9,145	7,960	375	810	10,360	3,410	36,436	7,610
57	220 to 259	158,134	621	57,835	36.6	15,035	14,490	11,865	450	2,175	19,090	4,975	37,872	7,277
58	260 to 499	1,291,255	3,374	432,955	33.5	67,575	211,159	174,687	21,907	14,565	102,569	21,130	393,673	40,242
59	500 to 999	3,451,822	4,399	977,066	28.3	107,074	766,538	639,130	83,931	43,477	171,370	42,245	1,261,072	56,176
60	1,000 or more acres	58,499,548	12,727	6,413,734	11.0	701,696	4,919,252	4,476,220	248,573	194,459	1,854,937	170,611	43,596,293	381,460
61	Idaho	15,248,389	29,339	3,850,118	25.2	665,557	1,278,179	922,895	185,686	169,598	1,228,560	307,157	7,078,420	372,404
62	Under 10 acres	10,968	620	2,065	18.8	2,775	175	100	10	65	...	15	2,320	1,865
63	10 to 49	166,476	4,721	83,415	50.1	29,509	4,140	2,060	575	1,505	4,430	2,210	20,520	9,040
64	50 to 69	91,135	1,430	51,720	56.8	12,050	1,965	595	240	1,130	3,260	1,280	11,755	3,890
65	70 to 99	350,025	4,201	216,866	62.0	38,084	7,801	3,126	445	4,230	11,545	7,235	27,909	10,464
66	100 to 139	399,770	3,296	248,597	62.2	37,231	11,988	4,988	2,325	4,675	16,520	8,210	32,966	10,560
67	140 to 179	524,604	3,209	302,696	57.7	39,836	26,835	10,775	6,890	9,170	33,411	16,770	51,890	12,615
68	180 to 219	296,769	1,459	174,798	58.9	20,960	12,552	6,585	1,955	4,012	17,345	4,310	31,720	6,050
69	220 to 259	331,570	1,368	172,388	52.0	22,165	19,080	12,550	1,655	4,875	23,985	12,890	43,605	8,985
70	260 to 499	1,408,037	3,821	623,668	44.3	95,702	144,572	85,305	32,290	26,977	119,248	64,965	239,738	18,269
71	500 to 999	1,978,122	2,637	675,966	34.2	78,296	259,408	200,070	37,276	22,062	194,020	76,075	570,835	48,032
72	1,000 or more acres	9,690,913	2,577	1,297,939	13.4	288,949	789,663	596,741	102,025	90,897	804,796	113,197	6,045,162	242,634
73	Wyoming	36,195,356	8,403	1,693,905	4.7	598,986	454,389	304,107	74,863	75,419	545,321	25,823	32,357,385	410,748
74	Under 10 acres	590	45	90	15.3	5	15	...	...	15	...	...	140	65
75	10 to 49	13,560	306	4,816	35.5	2,020	150	10	...	140	65	...	4,673	1,800
76	50 to 69	6,750	70	2,005	29.7	885	160	10	150	...	...	...	2,935	1,600
77	70 to 99	27,825	280	12,040	43.3	3,115	690	250	75	365	50	...	8,600	2,230
78	100 to 139	44,995	355	23,065	51.3	5,595	1,475	600	255	620	800	...	9,270	3,110
79	140 to 179	117,425	670	58,620	49.9	12,535	5,200	1,355	2,180	1,665	1,750	...	28,320	6,680
80	180 to 219	69,025	341	37,500	54.3	3,945	2,835	1,665	...	1,170	1,275	100	13,855	2,265
81	220 to 259	85,345	340	39,210	45.9	8,905	4,230	1,620	1,900	710	1,040	5	24,415	4,215
82	260 to 499	568,688	1,469	214,464	37.7	49,485	34,405	23,060	4,235	7,110	13,960	1,000	204,829	23,863
83	500 to 999	860,485	1,150	196,987	22.9	66,154	48,313	37,459	5,620	5,234	34,405	9,660	454,873	31,410
84	1,000 or more acres	34,400,668	3,377	1,105,108	3.2	446,342	356,916	238,078	60,448	58,390	491,976	15,058	31,605,475	333,510

[1]Data for 17 conterminous Western States. See text.

BY ACRES OF CROPLAND HARVESTED, BY SIZE OF FARM, BY DIVISIONS AND STATES: 1959—Continued

reports for only a sample of farms. See text]

Other land (house lots, roads, wasteland, etc.) (acres)	Cropland, total (acres)	Land pastured, total (acres)	Woodland, total (acres)	Farms by acres of cropland harvested: Number: 1 to 9 acres	10 to 19 acres	20 to 29 acres	30 to 49 acres	50 to 99 acres	100 to 199 acres	200 or more acres	Percent distribution: 1 to 9 acres	10 to 19 acres	20 to 29 acres	30 to 49 acres	50 to 99 acres	100 to 199 acres	200 or more acres	
747,828	8,498,162	6,799,071	5,632,022	17,216	15,747	9,283	9,594	8,917	5,849	6,277	23.6	21.6	12.7	13.2	12.2	8.0	8.6	1
5,900	20,515	4,575	880	3,355	...	...	...	...	...	...	100.0	...	...	...	...	...	...	2
52,570	422,622	299,063	158,806	6,079	7,380	3,026	2,036	...	...	...	32.8	39.8	16.3	11.0	...	...	...	3
24,520	215,976	188,695	108,856	1,525	1,320	687	960	690	...	...	29.4	25.5	13.3	18.5	13.3	...	...	4
54,673	550,622	515,097	335,954	2,512	2,292	1,381	1,551	2,265	...	...	25.1	22.9	13.8	15.5	22.6	...	...	5
59,967	652,448	615,263	410,173	1,501	1,751	1,248	1,336	1,642	1,061	...	17.6	20.5	14.6	15.6	19.2	12.4	...	6
51,586	631,887	619,408	442,483	940	1,142	840	1,056	1,090	1,465	...	14.4	17.5	12.9	16.2	16.7	22.4	...	7
38,504	496,640	475,687	366,037	410	640	510	687	756	1,075	115	9.8	15.3	12.2	16.4	18.0	25.6	2.7	8
38,494	456,428	417,311	315,195	305	381	485	485	561	531	495	9.4	11.7	15.0	15.0	17.3	16.4	15.3	9
127,223	1,594,753	1,371,721	1,121,176	475	666	862	1,117	1,246	1,045	2,315	6.1	8.6	11.2	14.5	16.1	13.5	30.0	10
122,837	1,559,917	999,541	965,568	85	145	215	296	525	520	2,055	2.2	3.8	5.6	7.7	13.7	13.5	53.5	11
171,554	1,896,354	1,292,710	1,406,894	29	30	29	70	142	152	1,297	1.7	1.7	1.7	4.0	8.1	8.7	74.2	12
534,133	4,912,871	5,428,442	3,209,597	16,776	12,407	7,689	6,426	4,516	2,756	2,396	31.7	23.4	14.5	12.1	8.5	5.2	4.5	13
10,592	16,802	8,380	2,015	3,232	...	...	...	...	...	...	100.0	...	...	...	...	...	...	14
75,885	527,883	369,581	167,723	8,962	8,670	4,670	2,066	...	...	...	36.8	35.6	19.2	8.5	...	...	...	15
25,190	210,833	181,310	96,180	1,176	1,080	960	1,390	485	...	...	23.1	21.2	18.9	27.3	9.5	...	...	16
29,314	269,001	290,005	189,590	1,360	1,020	821	1,081	915	...	...	26.2	19.6	15.8	20.8	17.6	...	...	17
26,612	282,693	314,057	203,617	821	646	475	776	925	180	...	21.5	16.9	12.4	20.3	24.2	4.7	...	18
23,676	234,630	258,205	169,059	480	370	245	345	620	385	...	19.6	15.1	10.0	14.1	25.4	15.7	...	19
17,715	199,110	211,560	119,755	205	210	170	185	380	338	35	13.5	13.8	11.2	12.1	25.0	22.2	2.3	20
13,373	162,760	149,860	99,759	131	100	100	115	290	281	95	11.8	9.0	9.0	10.3	26.1	25.3	8.5	21
44,774	672,017	649,165	338,573	290	197	131	270	566	924	525	10.0	6.8	4.5	9.3	19.5	31.8	18.1	22
57,337	814,947	786,880	414,812	96	82	90	131	217	452	831	5.1	4.3	4.7	6.9	11.4	23.8	43.8	23
209,665	1,522,195	2,209,439	1,408,514	23	32	27	67	118	196	910	1.7	2.3	2.0	4.9	8.6	14.3	66.3	24
1,020,143	14,217,992	22,510,441	4,364,331	5,759	6,351	5,257	7,953	12,971	14,025	14,681	8.6	9.5	7.8	11.9	19.4	20.9	21.9	25
5,088	2,287	4,005	355	346	...	...	...	...	...	...	100.0	...	...	...	...	...	...	26
31,210	110,416	215,058	54,165	2,012	1,140	540	310	...	...	...	50.3	28.5	13.5	7.7	...	...	...	27
13,582	68,450	135,063	37,920	475	435	265	270	150	...	...	29.8	27.3	16.6	16.9	9.4	...	...	28
36,425	277,430	449,996	108,975	970	1,095	740	1,125	920	...	...	20.0	22.6	15.3	23.2	19.0	...	...	29
42,063	305,530	522,967	152,805	580	790	885	901	940	225	...	13.4	18.3	20.5	20.9	21.8	5.2	...	30
91,539	1,010,949	1,218,601	300,279	700	1,030	950	1,780	3,582	2,105	...	6.9	10.2	9.4	17.5	35.3	20.7	...	31
37,436	402,045	557,405	152,580	170	340	405	590	1,090	932	20	4.8	9.6	11.4	16.6	30.7	26.3	0.6	32
49,073	612,066	713,241	189,185	120	405	330	535	1,152	1,616	201	2.8	9.3	7.6	12.3	26.4	37.1	4.6	33
246,086	3,718,691	3,984,282	880,090	270	830	800	1,747	3,362	5,997	4,907	1.5	4.6	4.5	9.8	18.8	33.5	27.4	34
214,509	4,057,706	4,378,423	789,175	90	215	240	480	1,241	2,354	6,184	0.8	2.0	2.2	4.4	11.5	21.8	57.2	35
253,132	3,652,422	10,331,400	1,698,802	26	71	102	215	534	796	3,369	0.5	1.4	2.0	4.2	10.4	15.6	65.9	36
2,110,082	36,024,709	111,803,607	13,580,101	21,272	17,801	12,815	19,814	28,217	26,874	33,177	13.3	11.1	8.0	12.4	17.6	16.8	20.7	37
16,400	15,673	15,007	1,930	2,870	...	...	...	...	...	...	100.0	...	...	...	...	...	...	38
73,273	453,339	508,116	122,905	8,227	5,884	2,886	2,277	...	...	...	42.7	30.5	15.0	11.8	...	...	...	39
37,651	429,774	496,841	125,471	2,267	1,920	1,450	2,642	1,301	...	...	23.7	20.0	15.1	27.6	13.6	...	...	40
56,142	802,951	905,530	230,420	2,350	2,291	1,550	2,725	4,329	...	...	17.7	17.3	11.7	20.6	32.7	...	...	41
87,151	1,360,919	1,483,158	398,369	1,947	2,035	1,707	3,073	5,701	2,105	...	11.8	12.3	10.3	18.5	34.4	12.7	...	42
96,791	1,770,792	1,575,736	410,327	910	1,486	1,195	2,161	3,894	5,727	...	5.9	9.7	7.8	14.1	25.3	37.3	...	43
77,485	1,466,933	1,485,575	400,044	737	925	791	1,348	2,481	4,007	330	6.9	8.7	7.4	12.7	23.4	37.7	3.1	44
59,799	1,359,896	1,262,038	351,200	382	606	525	880	1,730	2,682	1,490	4.6	7.3	6.3	10.6	20.9	32.3	18.0	45
299,061	7,701,296	6,678,873	1,732,647	865	1,502	1,452	2,615	4,869	7,304	12,604	2.8	4.8	4.7	8.4	15.6	23.4	40.4	46
299,277	8,504,154	8,740,076	2,076,799	413	676	771	1,261	2,259	3,023	11,157	2.1	3.5	3.9	6.4	11.5	15.5	57.0	47
1,007,052	12,158,982	88,652,657	7,729,989	304	476	488	832	1,653	2,026	7,596	2.3	3.6	3.6	6.2	12.4	15.1	56.8	48
1,084,746	15,049,938	48,585,951	2,456,592	1,055	1,065	878	1,747	3,708	5,566	12,670	4.0	4.0	3.3	6.5	13.9	20.9	47.5	49
992	1,036	624	270	306	...	...	...	...	...	...	100.0	...	...	...	...	...	...	50
4,170	21,763	20,308	4,960	476	466	155	60	...	...	...	41.1	40.3	13.4	5.2	...	...	...	51
1,700	13,735	9,865	2,775	25	100	85	115	20	...	...	7.2	29.0	24.6	33.3	5.8	...	...	52
5,120	45,075	31,860	10,395	60	111	145	300	235	...	...	7.1	13.0	17.0	35.3	27.6	...	...	53
7,725	60,880	43,510	12,350	30	45	85	215	365	60	...	3.8	5.6	10.6	26.9	45.6	7.5	...	54
16,331	145,567	92,670	25,145	60	80	75	260	672	325	...	4.1	5.4	5.1	17.7	45.7	22.1	...	55
8,195	77,473	58,858	13,770	10	26	30	65	250	256	...	1.6	4.1	4.7	10.2	39.2	40.2	...	56
8,837	87,360	71,997	24,065	15	35	40	61	175	290	5	2.4	5.6	6.4	9.8	28.2	46.7	0.8	57
62,194	711,689	563,817	123,699	40	95	105	231	711	1,639	553	1.2	2.8	3.1	6.8	21.1	48.6	16.4	58
126,457	1,850,678	1,539,516	213,615	15	55	85	230	493	1,124	2,397	0.3	1.3	1.9	5.2	11.2	25.6	54.5	59
843,025	12,034,682	46,152,926	2,025,548	18	52	73	210	787	1,872	9,715	0.1	0.4	0.6	1.7	6.2	14.7	76.3	60
840,398	5,793,854	8,972,537	1,535,717	2,323	2,138	2,089	3,549	7,818	6,501	4,921	7.9	7.3	7.1	12.1	26.6	22.2	16.8	61
3,618	5,015	5,095	15	620	...	...	...	...	...	...	100.0	...	...	...	...	...	...	62
22,252	117,064	54,459	6,640	1,330	1,441	1,200	750	...	...	...	28.2	30.5	25.4	15.9	...	...	...	63
9,105	65,735	27,065	4,540	85	140	185	710	310	...	...	5.9	9.8	12.9	49.7	21.7	...	...	64
40,585	262,751	77,538	18,780	111	195	245	1,041	2,609	...	...	2.6	4.6	5.8	24.8	62.1	...	...	65
44,258	297,816	86,717	24,730	45	90	115	296	2,084	666	...	1.4	2.7	3.5	9.0	63.2	20.2	...	66
53,166	369,367	125,137	50,181	50	110	105	250	1,020	1,674	...	1.6	3.4	3.3	7.8	31.8	52.2	...	67
35,084	208,310	70,025	21,655	5	35	25	75	361	948	10	0.3	2.4	1.7	5.1	24.7	65.0	0.7	68
37,457	213,633	89,755	36,875	20	35	50	85	300	701	177	1.5	2.6	3.7	6.2	21.9	51.2	12.9	69
120,144	863,942	454,688	184,213	25	60	111	230	617	1,438	1,340	0.7	1.6	2.9	6.0	16.1	37.6	35.1	70
123,522	1,013,670	843,151	270,095	20	21	35	65	310	636	1,550	0.8	0.8	1.3	2.5	11.8	24.1	58.8	71
351,207	2,376,551	7,138,907	917,993	12	11	18	47	207	438	1,844	0.5	0.4	0.7	1.8	8.0	17.0	71.6	72
519,547	2,747,280	33,501,692	571,144	258	228	370	618	1,656	2,664	2,609	3.1	2.7	4.4	7.4	19.7	31.7	31.0	73
340	110	145	...	45	...	...	...	...	...	...	100.0	...	...	...	...	...	...	74
1,836	6,986	6,758	65	126	75	70	35	...	...	...	41.2	24.5	22.9	11.4	...	...	...	75
765	3,050	3,820	...	10	10	20	20	10	...	...	14.3	14.3	28.6	28.6	14.3	...	...	76
3,330	15,845	11,765	50	30	15	50	55	130	...	...	10.7	5.4	17.9	19.6	46.4	...	...	77
4,790	30,135	15,665	800	5	15	45	55	170	65	...	1.4	4.2	12.7	15.5	47.9	18.3	...	78
11,000	76,355	42,605	1,750	15	...	50	80	235	290	...	2.2	...	7.5	11.9	35.1	43.3	...	79
9,515	44,280	19,075	1,375	...	5	10	30	90	191	15	...	1.5	2.9	8.8	26.4	56.0	4.4	80
7,540	52,345	34,360	1,045	5	10	5	40	80	160	40	1.5	2.9	1.5	11.8	23.5	47.1	11.8	81
50,545	298,354	268,274	14,960	6	25	25	82	301	675	355	0.4	1.7	1.7	5.6	20.5	45.9	24.2	82
50,093	311,454	555,432	44,065	...	20	25	81	196	446	382	...	1.7	2.2	7.0	17.0	38.8	33.2	83
379,793	1,908,366	32,543,793	507,034	16	53	70	140	444	837	1,817	0.5	1.6	2.1	4.1	13.1	24.8	53.8	84

Table 12.–ALL LAND IN FARMS CLASSIFIED ACCORDING TO USE AND A DISTRIBUTION OF FARMS

[Data for conterminous United States are based on

	Region, division, State, and size group	All land in farms (acres)	Cropland harvested			Cropland used only for pasture (acres)	Cropland not harvested and not pastured (acres)				Woodland pastured (acres)	Woodland not pastured (acres)	Other pasture (not cropland and not woodland) (acres)	
			Farms reporting	Acres	Percent of all land in farms		Total	Cultivated summer fallow[1]	Soil improvement crops and legumes	Other (idle and crop failure)			Total	Improved pasture
	MOUNTAIN—Continued													
1	Colorado	38,737,164	28,995	5,858,772	15.1	1,231,941	3,871,778	2,662,403	638,543	570,832	1,869,420	187,734	24,596,073	513,179
2	Under 10 acres	8,213	1,012	3,303	40.2	835	180	5	...	175	15	20	1,175	365
3	10 to 49	94,209	3,025	44,119	46.8	11,695	5,320	805	580	3,935	1,515	650	15,380	3,965
4	50 to 69	45,121	693	23,119	51.2	5,450	2,675	670	290	1,715	1,805	235	6,430	2,000
5	70 to 99	155,467	1,840	94,590	60.8	14,795	7,570	2,075	1,230	4,265	2,840	890	17,675	3,080
6	100 to 139	170,249	1,350	97,315	57.2	11,050	6,261	2,265	905	3,091	5,390	165	28,538	5,318
7	140 to 179	491,508	2,899	283,784	57.7	32,722	37,101	17,585	5,700	13,816	10,960	1,385	76,932	14,115
8	180 to 219	213,962	1,041	122,853	57.4	16,651	15,225	5,900	2,880	6,445	2,235	3,703	28,714	3,315
9	220 to 259	264,157	1,046	133,481	50.5	19,584	14,386	8,569	1,498	4,319	10,445	1,185	60,693	6,483
10	260 to 499	1,772,304	4,459	693,323	39.1	109,658	246,846	153,836	32,739	60,271	78,960	15,185	499,281	42,830
11	500 to 999	3,521,209	4,429	1,034,923	29.4	171,993	626,439	454,164	87,215	85,060	173,885	31,932	1,357,393	58,184
12	1,000 or more acres	32,000,765	7,201	3,327,962	10.4	837,508	2,909,775	2,016,529	505,506	387,740	1,581,370	132,384	22,503,862	373,524
13	New Mexico	46,268,314	10,515	1,081,391	2.3	425,759	788,024	131,059	494,560	162,405	3,546,517	283,713	39,380,473	287,704
14	Under 10 acres	7,867	1,115	3,885	49.4	687	485	115	25	345	60	15	515	110
15	10 to 49	77,210	2,713	35,644	46.2	9,740	4,905	945	575	3,385	3,425	745	11,210	1,140
16	50 to 69	30,983	422	13,054	42.1	4,498	1,250	315	255	680	2,100	610	6,849	520
17	70 to 99	59,695	626	26,305	44.1	5,000	7,142	1,857	1,005	4,280	3,295	670	12,555	440
18	100 to 139	67,978	466	26,340	38.7	4,795	5,030	995	1,380	2,655	7,765	2,315	15,795	1,425
19	140 to 179	137,641	586	47,144	34.3	9,862	9,624	2,244	3,115	4,265	19,490	1,791	41,289	294
20	180 to 219	74,815	330	28,980	38.7	4,090	6,000	2,655	640	2,705	11,865	...	18,255	140
21	220 to 259	83,817	311	32,928	39.3	5,950	9,541	2,085	3,136	4,320	8,310	2,270	19,468	140
22	260 to 499	585,037	1,186	180,248	30.8	35,499	75,736	13,702	42,312	19,722	40,230	2,000	225,838	7,046
23	500 to 999	1,184,637	1,061	233,283	19.7	57,507	170,435	21,479	124,709	24,247	84,923	19,865	589,733	8,940
24	1,000 or more acres	43,958,634	1,699	453,580	1.0	288,131	497,876	84,667	317,408	95,801	3,365,054	253,432	38,438,966	267,509
25	Arizona	40,138,340	4,884	991,857	2.5	210,942	343,868	139,039	16,471	188,358	5,964,923	61,593	30,682,694	435,455
26	Under 10 acres	4,142	483	1,502	36.3	737	135	34	...	101	...	...	260	95
27	10 to 49	36,692	1,087	17,804	48.5	4,067	2,760	505	310	1,945	365	135	5,432	1,012
28	50 to 69	17,264	248	9,660	56.0	917	1,840	410	130	1,300	331	...	2,389	315
29	70 to 99	35,292	378	20,644	58.5	3,676	2,610	435	40	2,135	255	...	3,980	860
30	100 to 139	35,947	231	17,445	48.5	3,400	4,160	1,875	595	1,690	350	...	7,562	50
31	140 to 179	68,741	337	30,164	43.9	6,944	6,400	1,835	680	3,885	780	...	18,472	225
32	180 to 219	40,818	197	25,059	61.4	2,035	2,715	885	...	1,830	2,330	265	5,285	495
33	220 to 259	45,229	164	21,820	48.2	2,844	2,889	1,945	...	944	885	245	13,158	2,558
34	260 to 499	262,639	562	115,107	43.8	14,473	25,319	9,507	4,890	10,922	8,428	100	77,293	2,458
35	500 to 999	467,687	490	189,450	40.5	27,202	61,110	20,704	1,605	38,801	6,845	1,420	145,081	1,373
36	1,000 or more acres	39,123,889	707	543,202	1.4	144,647	233,930	100,904	8,221	124,805	5,944,354	59,428	30,403,782	426,014
37	Utah	12,702,596	15,688	1,090,384	8.6	415,688	533,963	252,921	133,822	147,220	906,054	51,773	9,244,114	310,075
38	Under 10 acres	9,328	1,286	4,441	47.6	1,115	335	125	5	205	10	...	894	270
39	10 to 49	121,608	4,170	73,311	60.3	11,918	6,412	2,525	260	3,627	390	75	15,786	5,085
40	50 to 69	71,980	1,176	41,770	58.0	6,400	4,445	2,195	165	2,085	580	120	13,160	2,890
41	70 to 99	139,828	1,617	78,370	56.0	14,691	8,782	3,787	465	4,530	1,145	658	21,620	4,325
42	100 to 139	165,165	1,338	89,156	54.0	17,082	11,035	4,120	270	6,645	1,020	170	32,054	8,960
43	140 to 179	174,367	1,061	85,522	49.0	14,910	14,935	5,515	3,705	5,715	1,270	890	35,335	5,845
44	180 to 219	139,759	683	62,244	44.5	11,005	9,960	3,775	1,280	4,905	4,390	360	39,720	6,465
45	220 to 259	124,607	509	45,773	36.7	16,776	11,033	5,055	830	5,148	1,140	235	34,838	6,258
46	260 to 499	542,865	1,441	149,772	27.6	60,698	59,435	25,890	11,535	22,010	12,610	6,425	199,244	22,331
47	500 to 999	767,910	983	134,934	17.6	49,040	80,378	34,308	25,085	20,985	22,970	8,045	414,414	43,335
48	1,000 or more acres	10,445,179	1,424	325,091	3.1	212,053	327,213	165,626	90,222	71,365	860,529	34,795	8,437,049	204,311
49	Nevada	10,932,386	1,870	332,056	3.0	364,949	88,426	12,186	8,634	67,606	27,958	13,676	9,491,668	238,080
50	Under 10 acres	585	40	145	24.8	45	30	...	...	30	15	...	110	30
51	10 to 49	10,260	285	4,095	39.9	1,795	525	105	25	395	50	...	1,545	775
52	50 to 69	5,140	80	2,295	44.6	820	115	115	...	...	...	...	935	590
53	70 to 99	15,618	145	6,395	40.9	3,045	775	145	...	630	75	...	2,780	1,530
54	100 to 139	13,790	105	4,360	31.6	3,445	2,015	710	...	1,305	50	...	340	110
55	140 to 179	28,230	165	9,890	35.0	5,260	1,440	160	...	1,280	...	785	5,840	90
56	180 to 219	17,745	80	8,020	45.2	3,195	1,100	300	...	800	40	...	2,095	545
57	220 to 259	16,400	60	5,110	31.2	2,185	1,080	60	...	1,020	...	...	4,270	3,200
58	260 to 499	90,645	228	30,418	33.6	6,540	5,334	2,485	100	2,749	1,830	...	30,635	7,595
59	500 to 999	148,613	192	28,685	19.3	26,527	4,420	1,800	165	2,455	2,175	1,615	65,208	6,160
60	1,000 or more acres	10,585,360	490	232,643	2.2	312,092	71,592	6,306	8,344	56,942	23,723	11,276	9,377,910	217,455
	PACIFIC													
61	Washington	18,692,057	42,488	4,383,354	23.5	743,888	2,748,045	2,299,323	231,114	217,608	3,107,423	896,777	6,097,967	151,810
62	Under 10 acres	32,192	4,062	12,856	39.9	4,745	1,201	165	160	876	755	880	3,827	1,095
63	10 to 49	449,880	14,476	167,863	37.3	80,432	17,056	3,655	3,005	10,396	43,400	47,435	46,018	11,598
64	50 to 69	186,975	2,783	66,579	35.6	35,991	6,370	1,480	900	3,990	21,975	22,898	18,290	3,930
65	70 to 99	360,768	3,930	139,373	38.6	56,554	15,445	3,175	4,100	8,170	44,440	54,005	25,575	5,930
66	100 to 139	369,204	2,848	138,908	37.6	49,566	20,284	3,324	3,135	13,825	49,790	56,374	28,345	7,124
67	140 to 179	445,765	2,589	165,598	37.1	47,639	24,533	7,400	4,550	12,583	69,885	65,150	40,903	6,248
68	180 to 219	286,629	1,358	101,819	35.5	32,187	14,779	4,280	1,759	8,740	53,795	36,800	27,139	5,390
69	220 to 259	271,691	1,060	97,836	36.0	26,385	19,522	7,355	4,330	7,837	50,830	41,295	19,675	6,360
70	260 to 499	1,200,423	3,093	417,507	34.8	91,853	128,749	80,968	23,246	24,535	191,940	172,215	140,769	14,710
71	500 to 999	2,046,859	2,774	760,054	37.1	79,690	445,234	374,869	36,145	34,220	253,227	156,200	289,561	14,880
72	1,000 or more acres	13,041,671	3,515	2,314,961	17.8	238,846	2,054,872	1,812,652	149,784	92,436	2,327,386	243,525	5,457,865	74,545
73	Oregon	21,222,641	33,900	3,131,872	14.8	940,750	1,293,903	915,091	142,783	236,029	3,136,826	758,713	11,464,389	465,946
74	Under 10 acres	25,029	2,952	9,148	36.5	4,340	1,182	390	162	630	480	505	2,876	1,065
75	10 to 49	339,600	10,137	124,763	36.7	59,721	20,806	5,995	4,717	10,094	31,046	27,543	34,370	9,745
76	50 to 69	168,680	2,381	61,594	36.5	28,268	10,158	3,118	2,840	4,200	22,579	16,489	15,575	3,605
77	70 to 99	319,352	3,452	118,481	37.1	47,065	15,287	4,350	3,168	7,769	38,320	38,382	34,750	7,625
78	100 to 139	354,652	2,597	139,441	39.3	51,902	20,354	4,786	8,005	7,563	43,366	41,149	32,942	7,957
79	140 to 179	424,951	2,211	148,855	35.0	50,445	22,372	6,214	4,395	11,763	62,542	53,487	58,598	11,093
80	180 to 219	299,175	1,339	123,459	41.3	32,875	15,600	3,455	2,165	9,980	37,945	33,651	35,880	8,015
81	220 to 259	267,448	984	99,713	37.3	27,000	14,286	6,141	3,865	4,280	39,050	35,200	34,115	12,505
82	260 to 499	1,140,955	2,931	397,864	34.9	102,249	65,684	29,380	19,139	17,165	190,832	132,496	190,446	24,750
83	500 to 999	1,471,892	1,925	418,269	28.4	118,496	129,474	84,817	18,643	26,014	232,135	130,825	373,803	33,761
84	1,000 or more acres	16,410,907	2,991	1,490,285	9.1	418,389	978,700	766,445	75,684	136,571	2,438,531	248,986	10,651,034	345,825

[1]Data for 17 conterminous Western States. See text.

BY ACRES OF CROPLAND HARVESTED, BY SIZE OF FARM, BY DIVISIONS AND STATES: 1959—Continued

reports for only a sample of farms. See text.]

Other land (house lots, roads, wasteland, etc.) (acres)	Cropland, total (acres)	Land pastured, total (acres)	Woodland, total (acres)	Farms by acres of cropland harvested														
				Number							Percent distribution							
				1 to 9 acres	10 to 19 acres	20 to 29 acres	30 to 49 acres	50 to 99 acres	100 to 199 acres	200 or more acres	1 to 9 acres	10 to 19 acres	20 to 29 acres	30 to 49 acres	50 to 99 acres	100 to 199 acres	200 or more acres	
1,121,446	10,962,491	27,697,434	2,057,154	2,612	1,876	1,323	2,239	5,100	6,929	8,916	9.0	6.5	4.6	7.7	17.6	23.9	30.8	1
2,685	4,318	2,025	35	1,012	...	...	...	...	...	...	100.0	...	...	...	...	...	...	2
15,530	61,134	28,590	2,165	1,176	1,026	486	337	...	...	...	38.9	33.9	16.1	11.1	...	...	...	3
5,407	31,244	13,685	2,040	80	120	90	253	150	...	...	11.5	17.3	13.0	36.5	21.6	...	...	4
17,107	116,955	35,310	3,730	50	151	160	395	1,084	...	...	2.7	8.2	8.7	21.5	58.9	...	...	5
21,530	114,626	44,978	5,555	50	81	70	161	648	340	...	3.7	6.0	5.2	11.9	48.0	25.2	...	6
48,624	353,607	120,614	12,345	75	100	115	221	742	1,646	...	2.6	3.4	4.0	7.6	25.6	56.8	...	7
24,581	154,729	47,600	5,938	20	25	25	85	205	656	25	1.9	2.4	2.4	8.2	19.7	63.0	2.4	8
24,383	167,451	90,722	11,630	30	60	25	65	177	539	150	2.9	5.7	2.4	6.2	16.9	51.5	14.3	9
129,051	1,049,827	687,899	94,145	60	120	165	290	871	1,487	1,466	1.3	2.7	3.7	6.5	19.5	33.3	32.9	10
124,644	1,833,355	1,703,271	205,817	30	105	85	200	586	1,038	2,385	0.7	2.4	1.9	4.5	13.2	23.4	53.8	11
707,904	7,075,245	24,922,740	1,713,754	29	88	102	232	637	1,223	4,890	0.4	1.2	1.4	3.2	8.8	17.0	67.9	12
762,437	2,295,174	43,352,749	3,830,230	3,061	1,490	739	1,000	1,339	1,376	1,510	29.1	14.2	7.0	9.5	12.7	13.1	14.4	13
2,220	5,057	1,262	75	1,115	...	...	...	...	...	...	100.0	...	...	...	...	...	...	14
11,541	50,289	24,375	4,170	1,261	870	307	275	...	...	...	46.5	32.1	11.3	10.1	...	...	...	15
2,622	18,802	13,447	2,710	60	80	67	120	95	...	...	14.2	19.0	15.9	28.4	22.5	...	...	16
4,728	38,447	20,850	3,965	90	80	50	116	290	...	...	14.4	12.8	8.0	18.5	46.3	...	...	17
5,938	36,165	28,355	10,080	50	70	30	70	155	91	...	10.7	15.0	6.4	15.0	33.3	19.5	...	18
8,441	66,630	70,641	21,281	96	35	35	42	141	237	...	16.4	6.0	6.0	7.2	24.1	40.4	...	19
5,625	39,070	34,210	11,865	55	35	5	20	70	140	5	16.7	10.6	1.5	6.1	21.2	42.4	1.5	20
5,350	48,419	33,728	10,580	30	10	20	35	61	105	50	9.6	3.2	6.4	11.3	19.6	33.8	16.1	21
25,486	291,483	301,567	42,230	70	98	55	91	175	296	401	5.9	8.3	4.6	7.7	14.8	25.0	33.8	22
28,891	461,225	732,163	104,788	91	74	70	56	102	246	422	8.6	7.0	6.6	5.3	9.6	23.2	39.8	23
661,595	1,239,587	42,092,151	3,618,486	143	138	100	175	250	261	632	8.4	8.1	5.9	10.3	14.7	15.4	37.2	24
1,882,463	1,546,667	36,858,559	6,026,516	1,117	527	275	463	692	631	1,179	22.9	10.8	5.6	9.5	14.2	12.9	24.1	25
1,508	2,374	997	...	483	...	...	...	...	...	...	100.0	...	...	...	...	...	...	26
6,129	24,631	9,864	500	418	315	142	212	...	...	...	38.5	29.0	13.1	19.5	...	...	...	27
2,127	12,417	3,637	331	25	30	30	66	97	...	...	10.1	12.1	12.1	26.6	39.1	...	...	28
4,127	26,930	7,911	255	30	41	15	31	261	...	...	7.9	10.8	4.0	8.2	69.0	...	...	29
3,030	25,005	11,312	350	5	20	5	20	95	86	...	2.2	8.7	2.2	8.7	41.1	37.2	...	30
5,981	43,508	26,196	780	20	20	20	30	82	165	...	5.9	5.9	5.9	8.9	24.3	49.0	...	31
3,129	29,809	9,650	2,595	10	15	5	...	45	92	30	5.1	7.6	2.5	...	22.8	46.7	15.2	32
3,388	27,553	16,887	1,130	10	11	16	10	10	56	51	6.1	6.7	9.8	6.1	6.1	34.1	31.1	33
21,919	154,899	100,194	8,528	40	20	20	21	21	130	310	7.1	3.6	3.6	3.7	3.7	23.1	55.2	34
36,579	277,762	179,128	8,265	20	16	...	15	20	41	378	4.1	3.3	...	3.1	4.1	8.4	77.1	35
1,794,546	921,779	36,492,783	6,003,782	56	39	22	58	61	61	410	7.9	5.5	3.1	8.2	8.6	8.6	58.0	36
460,620	2,040,035	10,565,856	957,827	2,698	2,074	1,891	2,568	3,376	2,079	1,002	17.2	13.2	12.1	16.4	21.5	13.3	6.4	37
2,533	5,891	2,019	10	1,286	...	...	...	...	...	...	100.0	...	...	...	...	...	...	38
13,716	91,641	28,094	465	1,076	1,415	1,029	650	...	...	...	25.8	33.9	24.7	15.6	...	...	...	39
5,505	52,615	20,140	700	65	135	210	536	230	...	...	5.5	11.5	17.9	45.6	19.6	...	...	40
14,562	101,843	37,456	1,803	71	125	160	425	836	...	...	4.4	7.7	9.9	26.3	51.7	...	...	41
14,648	117,273	50,156	1,190	50	75	110	206	650	247	...	3.7	5.6	8.2	15.4	48.6	18.5	...	42
21,505	115,367	51,515	2,160	25	45	95	115	380	401	...	2.4	4.2	9.0	10.8	35.8	37.8	...	43
12,080	83,209	55,115	4,750	10	25	55	105	206	267	15	1.5	3.7	8.1	15.4	30.2	39.1	2.2	44
14,812	73,582	52,754	1,375	10	20	40	60	191	147	41	2.0	3.9	7.9	11.8	37.5	28.9	8.1	45
54,681	269,905	272,552	19,035	45	120	60	215	362	426	213	3.1	8.3	4.2	14.9	25.1	29.6	14.8	46
58,129	264,352	486,424	31,015	20	35	65	100	237	277	249	2.0	3.6	6.6	10.2	24.1	28.2	25.3	47
248,449	864,357	9,509,631	895,324	40	79	67	156	284	314	484	2.8	5.5	4.7	11.0	19.9	22.1	34.0	48
613,653	785,431	9,884,575	41,634	194	178	180	213	401	315	389	10.4	9.5	9.6	11.4	21.4	16.8	20.8	49
240	220	170	15	40	...	...	...	...	...	...	100.0	...	...	...	...	...	...	50
2,250	6,415	3,390	50	95	110	45	35	...	...	...	33.3	38.6	15.8	12.3	...	...	...	51
975	3,230	1,755	...	...	25	15	35	5	...	...	...	31.3	18.8	43.8	6.3	...	...	52
2,548	10,215	5,900	75	5	15	25	30	70	...	...	3.4	10.3	17.2	20.7	48.3	...	...	53
3,580	9,820	3,835	50	25	5	10	25	35	5	...	23.8	4.8	9.5	23.8	33.3	4.8	...	54
5,015	16,590	11,100	785	15	10	15	25	80	20	...	9.1	6.1	9.1	15.2	48.5	12.1	...	55
3,295	12,315	5,330	40	...	...	...	15	20	45	...	...	...	...	18.8	25.0	56.3	...	56
3,755	8,375	6,455	...	...	5	5	10	15	25	...	...	8.3	8.3	16.7	25.0	41.7	...	57
15,888	42,292	39,005	1,830	...	6	30	10	60	80	42	...	2.6	13.2	4.4	26.3	35.1	18.4	58
19,983	59,632	93,910	3,790	5	...	30	10	55	40	52	2.6	...	15.6	5.2	28.6	20.8	27.1	59
556,124	616,327	9,713,725	34,999	9	2	5	18	61	100	295	1.8	0.4	1.0	3.7	12.4	20.4	60.2	60
714,603	7,875,287	9,949,278	4,004,200	13,004	7,259	3,973	4,577	5,050	3,060	5,565	30.6	17.1	9.4	10.8	11.9	7.2	13.1	61
7,928	18,802	9,327	1,635	4,062	...	...	...	...	...	...	100.0	...	...	...	...	...	...	62
47,676	265,351	169,850	90,835	7,153	4,842	1,665	816	...	...	...	49.4	33.4	11.5	5.6	...	...	...	63
14,872	108,940	76,256	44,873	576	646	575	756	230	...	...	20.7	23.2	20.7	27.2	8.3	...	...	64
25,376	211,372	126,569	98,445	531	700	545	976	1,178	...	...	13.5	17.8	13.9	24.8	30.0	...	...	65
25,937	208,758	127,701	106,164	231	380	366	612	975	284	...	8.1	13.3	12.9	21.5	34.2	10.0	...	66
32,057	237,770	158,427	135,035	175	230	310	502	772	600	...	6.8	8.9	12.0	19.4	29.8	23.2	...	67
20,110	148,785	113,121	90,595	45	135	170	221	356	409	22	3.3	9.9	12.5	16.3	26.2	30.1	1.6	68
16,148	143,743	96,890	92,125	45	85	80	155	256	324	115	4.2	8.0	7.5	14.6	24.2	30.6	10.8	69
57,390	638,109	424,562	364,155	122	150	150	327	753	716	875	3.9	4.8	4.8	10.6	24.3	23.1	28.3	70
62,893	1,284,978	622,478	409,427	45	65	86	145	342	386	1,705	1.6	2.3	3.1	5.2	12.3	13.9	61.5	71
404,216	4,608,679	8,024,097	2,570,911	19	26	26	67	188	341	2,848	0.5	0.7	0.7	1.9	5.3	9.7	81.0	72
496,188	5,366,525	15,541,965	3,895,539	9,545	5,060	3,481	3,981	4,599	3,495	3,739	28.2	14.9	10.3	11.7	13.6	10.3	11.0	73
6,498	14,670	7,696	985	2,952	...	...	...	...	...	...	100.0	...	...	...	...	...	...	74
41,351	205,290	125,137	58,589	4,875	3,074	1,466	722	...	...	...	48.1	30.3	14.5	7.1	...	...	...	75
14,017	100,020	66,422	39,068	451	566	381	732	251	...	...	18.9	23.8	16.0	30.7	10.5	...	...	76
27,067	180,833	120,135	76,702	490	487	611	902	962	...	...	14.2	14.1	17.7	26.1	27.9	...	...	77
25,498	211,697	128,210	84,515	216	284	286	436	1,090	285	...	8.3	10.9	11.0	16.8	42.0	11.0	...	78
28,652	221,672	171,585	116,029	185	240	185	332	627	642	...	8.4	10.9	8.4	15.0	28.4	29.0	...	79
19,765	171,934	106,700	71,596	75	105	115	116	281	627	20	5.6	7.8	8.6	8.7	21.0	46.8	1.5	80
18,084	140,999	100,165	74,250	40	60	66	151	185	368	114	4.1	6.1	6.7	15.3	18.8	37.4	11.6	81
61,384	565,797	483,527	323,328	145	150	220	275	567	697	877	4.9	5.1	7.5	9.4	19.3	23.8	29.9	82
68,890	666,239	724,434	362,960	80	50	85	172	327	349	862	4.2	2.6	4.4	8.9	17.0	18.1	44.8	83
184,982	2,887,374	13,507,954	2,687,517	36	44	66	143	309	527	1,866	1.2	1.5	2.2	4.8	10.3	17.6	62.4	84

Table 12.–ALL LAND IN FARMS CLASSIFIED ACCORDING TO USE AND A DISTRIBUTION OF FARMS

[Data for conterminous United States are based on

	Region, division, State, and size group	All land in farms (acres)	Cropland harvested			Cropland used only for pasture (acres)	Cropland not harvested and not pastured (acres)				Woodland pastured (acres)	Woodland not pastured (acres)	Other pasture (not cropland and not woodland) (acres)	
			Farms reporting	Acres	Percent of all land in farms		Total	Cultivated summer fallow[1]	Soil improvement crops and legumes	Other (idle and crop failure)			Total	Improved pasture
	PACIFIC—Continued													
1	California	36,853,851	76,784	8,012,806	21.7	3,034,741	1,916,450	1,103,148	125,140	688,162	4,063,804	862,312	17,096,729	854,556
2	Under 10 acres	96,058	15,761	46,847	48.8	6,111	3,336	296	190	2,850	210	705	7,435	3,234
3	10 to 49	828,960	27,344	489,269	59.0	79,113	45,013	11,157	1,474	32,382	8,477	10,573	81,583	34,544
4	50 to 69	325,464	4,954	205,522	63.1	32,191	17,703	4,241	795	12,667	3,900	6,584	29,430	11,734
5	70 to 99	490,630	5,151	283,570	57.8	58,193	27,159	7,011	2,325	17,823	13,088	11,563	48,666	16,531
6	100 to 139	534,008	4,017	305,381	57.2	64,381	33,542	9,420	1,897	22,225	16,687	20,034	47,098	13,373
7	140 to 179	612,506	3,249	331,266	54.1	55,876	34,918	9,207	1,695	24,016	32,373	23,945	78,068	20,693
8	180 to 219	447,730	1,902	226,677	50.6	52,449	25,748	8,363	2,551	14,834	14,720	14,499	72,936	16,606
9	220 to 259	429,975	1,579	232,485	54.1	39,791	25,563	8,571	3,939	13,053	19,315	18,914	58,480	11,577
10	260 to 499	2,089,013	4,852	967,304	46.3	228,677	141,671	47,999	14,176	79,496	149,059	85,935	342,688	48,100
11	500 to 999	3,122,504	3,647	1,245,966	39.9	348,051	232,303	114,195	27,407	90,701	291,164	114,848	685,464	87,970
12	1,000 or more acres	27,877,003	4,328	3,678,519	13.2	2,069,908	1,329,494	882,688	68,691	378,115	3,514,811	554,712	15,644,881	590,194
13	Alaska	888,331	302	14,482	1.6	4,365	5,272	...	...	5,272	42,286	68,040	523,930	...
14	Under 10 acres	84	9	17	20.2	...	23	...	...	23	6	12	...	...
15	10 to 49	702	17	112	16.0	55	125	...	...	125	27	131	152	...
16	50 to 69	549	7	158	28.8	46	74	...	...	74	6	137	15	...
17	70 to 99	2,712	27	387	14.3	180	178	...	...	178	185	1,111	192	...
18	100 to 139	4,390	31	1,215	27.7	201	300	...	...	300	320	1,683	135	...
19	140 to 179	17,102	97	2,313	13.5	615	2,053	...	...	2,053	929	8,001	532	...
20	180 to 219	5,785	29	1,524	26.3	502	338	...	...	338	208	2,204	272	...
21	220 to 259	6,304	23	1,750	27.8	281	246	...	...	246	510	2,529	422	...
22	260 to 499	15,081	41	3,546	23.5	303	1,276	...	...	1,276	1,340	6,154	879	...
23	500 to 999	9,439	12	1,903	20.2	1,531	379	...	...	379	410	4,451	58	...
24	1,000 or more acres	826,183	9	1,557	0.2	651	280	...	...	280	38,345	41,627	521,273	...
25	Hawaii	2,461,454	4,113	176,410	7.2	167,339	155,755	...	...	155,755	115,237	294,481	917,389	121,696
26	Under 10 acres	13,234	2,282	6,244	47.2	606	2,174	...	...	2,174	177	234	845	273
27	10 to 49	40,761	1,492	14,791	36.3	3,257	8,717	...	...	8,717	1,154	820	6,080	1,549
28	50 to 69	8,171	83	1,488	18.2	1,561	1,124	...	...	1,124	387	444	2,096	391
29	70 to 99	9,520	70	1,446	15.2	1,409	1,495	...	...	1,495	639	291	3,222	1,091
30	100 to 139	7,962	36	846	10.6	1,663	937	...	...	937	733	203	2,984	1,051
31	140 to 179	7,831	26	826	10.5	2,159	650	...	...	650	385	230	2,815	1,143
32	180 to 219	5,562	13	400	7.2	1,123	39	...	...	39	849	196	2,439	533
33	220 to 259	4,501	9	220	4.9	1,139	334	...	...	334	496	60	2,018	983
34	260 to 499	34,264	26	1,224	3.6	3,458	832	...	...	832	2,828	1,552	22,578	6,531
35	500 to 999	22,851	13	834	3.6	3,623	1,221	...	...	1,221	1,986	1,177	8,630	2,447
36	1,000 or more acres	2,306,797	63	148,091	6.4	147,341	138,232	...	...	138,232	105,603	289,274	863,682	105,704

NA Not available.
[1]Data for 17 conterminous Western States. See text.

BY ACRES OF CROPLAND HARVESTED, BY SIZE OF FARM, BY DIVISIONS AND STATES: 1959—Continued

reports for only a sample of farms. See text]

Other land (house lots, roads, wasteland, etc.) (acres)	Cropland, total (acres)	Land pastured, total (acres)	Woodland, total (acres)	Farms by acres of cropland harvested														
				Number							Percent distribution							
				1 to 9 acres	10 to 19 acres	20 to 29 acres	30 to 49 acres	50 to 99 acres	100 to 199 acres	200 or more acres	1 to 9 acres	10 to 19 acres	20 to 29 acres	30 to 49 acres	50 to 99 acres	100 to 199 acres	200 or more acres	
1,867,009	12,963,997	24,195,274	4,926,116	25,039	11,882	6,482	8,954	9,534	6,577	8,316	32.6	15.5	8.4	11.7	12.4	8.6	10.8	1
31,414	56,294	13,756	915	15,761	...	...	...	...	...	...	100.0	...	...	...	...	...	...	2
114,932	613,395	169,173	19,050	7,432	10,083	4,775	5,054	...	...	...	27.2	36.9	17.5	18.5	...	...	...	3
30,134	255,416	65,521	10,484	309	418	484	1,566	2,177	...	...	6.2	8.4	9.8	31.6	43.9	...	...	4
48,391	368,922	119,947	24,651	329	348	305	789	3,380	...	...	6.4	6.8	5.9	15.3	65.6	...	...	5
46,885	403,304	128,166	36,721	224	251	244	347	1,460	1,491	...	5.6	6.2	6.1	8.6	36.3	37.1	...	6
56,060	422,060	166,317	56,318	194	160	124	208	671	1,892	...	6.0	4.9	3.8	6.4	20.7	58.2	...	7
40,701	304,874	140,105	29,219	75	110	92	132	298	1,046	149	3.9	5.8	4.8	6.9	15.7	55.0	...	8
35,427	297,839	117,586	38,229	111	72	78	38	200	425	655	7.0	4.6	4.9	2.4	12.7	26.9	41.5	9
173,679	1,337,652	720,424	234,994	292	183	126	348	559	785	2,559	6.0	3.8	2.6	7.2	11.5	16.2	52.7	10
204,708	1,826,320	1,324,679	406,012	152	135	124	231	396	406	2,203	4.2	3.7	3.4	6.3	10.9	11.1	60.4	11
1,084,678	7,077,921	21,229,600	4,069,523	160	122	130	241	393	532	2,750	3.7	2.8	3.0	5.6	9.1	12.3	63.5	12
229,956	24,119	570,581	110,326	77	57	34	38	57	31	8	25.5	18.9	11.3	12.6	18.9	10.3	2.6	13
26	40	6	18	9	...	...	...	...	...	...	100.0	...	...	...	...	...	...	14
100	292	234	158	12	5	...	...	...	...	...	70.6	29.4	...	...	...	...	...	15
113	278	67	143	3	1	...	2	1	...	...	42.9	14.3	...	28.6	14.3	...	...	16
479	745	557	1,296	10	10	4	2	1	...	...	37.0	37.0	14.8	7.4	3.7	...	...	17
536	1,716	656	2,003	6	7	2	4	10	2	...	19.4	22.6	6.5	12.9	32.3	6.5	...	18
2,659	4,981	2,076	8,930	31	24	16	14	9	3	...	32.0	24.7	16.5	14.4	9.3	3.1	...	19
737	2,364	982	2,412	3	3	5	3	10	5	...	10.3	10.3	17.2	10.3	34.5	17.2	...	20
566	2,277	1,213	3,039	2	1	2	2	9	7	...	8.7	4.3	8.7	8.7	39.1	30.4	...	21
1,583	5,125	2,522	7,494	...	3	2	10	15	8	3	...	7.3	4.9	24.4	36.6	19.5	7.3	22
707	3,813	1,999	4,861	1	...	2	...	1	5	3	8.3	...	16.7	...	8.3	41.7	25.0	23
222,450	2,488	560,269	79,972	...	3	1	1	1	1	2	...	33.3	11.1	11.1	11.1	11.1	22.2	24
634,843	499,504	1,199,965	409,718	3,260	532	148	89	27	10	47	79.3	12.9	3.6	2.2	0.7	0.2	1.1	25
2,954	9,024	1,628	411	2,282	...	...	...	...	...	...	100.0	...	...	...	...	...	...	26
5,942	26,765	10,491	1,974	842	487	122	41	...	...	...	56.4	32.6	8.2	2.7	...	...	...	27
1,071	4,173	4,044	831	36	18	8	13	8	...	...	43.4	21.7	9.6	15.7	9.6	...	...	28
1,018	4,350	5,270	930	29	11	8	16	6	...	...	41.4	15.7	11.4	22.9	8.6	...	...	29
596	3,446	5,380	936	18	4	2	7	3	2	...	50.0	11.1	5.6	19.4	8.3	5.6	...	30
766	3,635	5,359	615	11	4	3	4	1	3	...	42.3	15.4	11.5	15.4	3.8	11.5	...	31
516	1,562	4,411	1,045	6	1	1	4	...	...	1	46.2	7.7	7.7	30.8	...	...	7.7	32
234	1,693	3,653	556	5	1	...	1	2	...	...	55.6	11.1	...	11.1	22.2	...	...	33
1,792	5,514	28,864	4,380	13	3	2	1	4	1	2	50.0	11.5	7.7	3.8	15.4	3.8	7.7	34
5,380	5,678	14,239	3,163	6	1	2	...	...	2	2	46.2	7.7	15.4	...	...	15.4	15.4	35
614,574	433,664	1,116,626	394,877	12	2	...	2	3	2	42	19.0	3.2	...	3.2	4.8	3.2	66.7	36

Table 13.—NUMBER OF FARMS BY SIZE OF FARM, BY STATES: 1880 TO 1959

[Summary data by size groups for the United States, the North, the South, and the West are in Table 7]

State and size group	Number of farms													Percent distribution						
	1959	1954	1950	1945	1940	1935	1930	1925	1920	1910	1900	1890	1880	1959	1954	1950	1945	1940	1935	1930
NEW ENGLAND																				
Maine	17,360	23,368	30,358	42,184	38,980	41,907	39,006	50,033	48,227	60,016	59,299	62,013	64,309	100.0	100.0	100.0	100.0	100.0	100.0	100.0
Under 10 acres	796	1,529	1,743	4,052	2,909	2,056	1,771	2,846	2,118	3,574	2,417	2,616	2,134	4.6	6.5	5.7	9.6	7.5	4.9	4.5
Under 3	331	458	409	503	242	128	218	61	121	118	375	NA	95	1.9	2.0	1.3	1.2	0.6	0.3	0.6
3 to 9	465	1,071	1,334	3,549	2,667	1,928	1,553	2,785	1,997	3,456	2,042	NA	2,039	2.7	4.6	4.4	8.4	6.8	4.6	4.0
10 to 49	2,711	3,830	5,509	9,522	8,425	8,608	6,947	11,004	9,175	13,031	12,157	13,402	14,621	15.6	16.4	18.1	22.6	21.6	20.5	17.8
50 to 69	1,618	2,382	7,709	5,298	5,065	5,559	11,227	14,744	14,277	17,895	18,644	20,248	22,025	9.3	10.2	25.4	12.5	13.0	13.3	28.8
70 to 99	2,119	2,993		5,826	5,963	6,564								12.2	12.8		13.8	15.3	15.7	
100 to 139	2,703	3,618	8,363	6,583	6,802	7,722	16,184	18,789	19,654	22,286	22,853	25,262	25,035	15.6	15.5	27.5	15.6	17.4	18.4	41.5
140 to 179	1,840	2,560		3,886	3,904	4,507								10.6	11.0		9.2	10.0	10.8	
180 to 219	1,429	1,812	3,461	2,468	2,251	2,720								8.2	7.8	11.4	5.9	5.8	6.5	
220 to 259	877	1,146		1,289	1,129	1,320								5.1	4.9		3.1	2.9	3.1	
260 to 499	2,299	2,548	2,726	2,507	2,051	2,316	2,331	2,199	2,454	2,640	2,598			13.2	10.9	9.0	5.9	5.3	5.5	6.0
500 to 999	763	754	700	642	393	444	454	374	459	461	516	383	378	4.4	3.2	2.3	1.5	1.0	1.1	1.2
1,000 or more acres	205	196	147	111	88	91	92	77	90	129	114	102	116	1.2	0.8	0.5	0.3	0.2	0.2	0.2
New Hampshire	6,542	10,411	13,391	18,786	16,554	17,695	14,906	21,065	20,523	27,053	29,324	29,151	32,181	100.0	100.0	100.0	100.0	100.0	100.0	100.0
Under 10 acres	434	1,275	1,419	2,625	1,744	1,445	914	2,148	1,465	2,449	2,072	1,720	1,832	6.6	12.2	10.6	14.0	10.5	8.2	6.1
Under 3	158	421	319	366	152	130	146	49	113	92	369	NA	111	2.4	4.0	2.4	1.9	0.9	0.7	1.0
3 to 9	276	854	1,100	2,259	1,592	1,315	768	2,099	1,352	2,357	1,703	NA	1,721	4.2	8.2	8.2	12.0	9.6	7.4	5.2
10 to 49	1,314	2,297	3,252	5,109	4,490	4,534	3,270	5,417	4,807	6,655	6,692	6,468	7,698	20.1	22.1	24.3	27.2	27.1	25.6	21.9
50 to 69	556	916	2,829	2,029	1,928	2,022	3,584	5,003	4,888	6,248	7,123	7,357	8,716	8.5	8.8	21.1	10.8	11.6	11.4	24.0
70 to 99	660	1,120		2,003	1,939	2,157								10.1	10.8		10.7	11.7	12.2	
100 to 139	820	1,244	2,862	2,286	2,148	2,531	5,473	6,843	7,306	9,211	10,728	13,074	13,446	12.5	11.9	21.4	12.2	13.0	14.3	36.7
140 to 179	615	918		1,488	1,473	1,605								9.4	8.8		7.9	8.9	9.1	
180 to 219	473	633	1,341	921	894	1,022								7.2	6.1	10.0	4.9	5.4	5.8	
220 to 259	356	466		585	527	651								5.4	4.5		3.1	3.2	3.7	
260 to 499	922	1,099	1,255	1,291	1,068	1,278	1,221	1,250	1,489	1,810	2,035			14.1	10.6	9.4	6.9	6.5	7.2	8.2
500 to 999	331	370	374	383	282	354	354	311	433	513	510	423	385	5.1	3.6	2.8	2.0	1.7	2.0	2.4
1,000 or more acres	61	73	59	66	61	96	90	93	135	167	164	109	104	0.9	0.7	0.4	0.4	0.4	0.5	0.6
Vermont	12,099	15,981	19,043	26,490	23,582	27,061	24,898	27,786	29,075	32,709	33,104	32,573	35,522	100.0	100.0	100.0	100.0	100.0	100.0	100.0
Under 10 acres	427	1,295	1,234	2,712	1,707	2,095	1,488	1,916	1,806	2,641	1,602	1,321	1,493	3.5	8.1	6.5	10.2	7.2	7.7	6.0
Under 3	200	461	240	398	74	67	190	17	75	60	224	NA	5	1.7	2.9	1.3	1.5	0.3	0.2	0.8
3 to 9	227	834	994	2,314	1,633	2,028	1,298	1,899	1,731	2,581	1,378	NA	1,488	1.9	5.2	5.2	8.7	6.9	7.5	5.2
10 to 49	1,088	1,752	2,515	4,149	3,478	4,323	3,477	4,509	4,468	5,418	5,194	5,096	5,740	9.0	11.0	13.2	15.7	14.7	16.0	14.0
50 to 69	488	703	2,603	1,765	1,545	1,809	4,129	4,980	5,199	5,910	6,513	7,002	7,822	4.0	4.4	13.7	6.7	6.6	6.7	16.6
70 to 99	758	1,083		2,299	2,224	2,632								6.3	6.8		8.7	9.4	9.7	
100 to 139	1,368	1,847	4,998	3,862	3,650	4,286	11,931	12,937	13,858	14,686	15,727	18,689	19,785	11.3	11.6	26.2	14.6	15.5	15.8	47.9
140 to 179	1,437	1,956		3,438	3,215	3,687								11.9	12.2		13.0	13.6	13.6	
180 to 219	1,242	1,623	3,273	2,502	2,363	2,535								10.3	10.2	17.2	9.4	10.0	9.4	
220 to 259	992	1,174		1,571	1,527	1,627								8.2	7.3		5.9	6.5	6.0	
260 to 499	3,178	3,408	3,425	3,431	3,230	3,360	3,195	2,893	3,115	3,322	3,431			26.3	21.3	18.0	13.0	13.7	12.4	12.8
500 to 999	956	981	873	692	567	616	590	471	544	607	536	396	585	7.9	6.1	4.6	2.6	2.4	2.3	2.4
1,000 or more acres	165	159	122	69	76	91	88	80	85	125	101	69	97	1.4	1.0	0.6	0.3	0.3	0.3	0.4
Massachusetts	11,179	17,361	22,220	37,007	31,897	35,094	25,598	33,454	32,001	36,917	37,715	34,374	38,406	100.0	100.0	100.0	100.0	100.0	100.0	100.0
Under 10 acres	2,057	3,923	5,187	11,164	8,504	8,403	4,288	5,856	5,260	5,650	4,565	2,410	2,451	18.4	22.6	23.3	30.2	26.7	23.9	16.8
Under 3	777	1,168	1,577	2,304	1,440	1,394	1,035	420	872	833	951	NA	85	7.0	6.7	7.1	6.2	4.5	4.0	4.0
3 to 9	1,280	2,755	3,610	8,860	7,064	7,009	3,253	5,436	4,388	4,817	3,614	NA	2,366	11.4	15.9	16.2	23.9	22.1	20.0	12.7
10 to 49	3,391	5,777	7,635	13,708	11,994	13,462	9,170	13,006	11,777	13,846	13,199	12,078	13,497	30.3	33.3	34.4	37.0	37.6	38.4	35.8
50 to 69	1,021	1,442	4,034	3,036	2,830	3,320	5,491	6,877	6,834	7,981	8,910	8,934	10,587	9.1	8.3	18.2	8.2	8.9	9.5	21.5
70 to 99	1,007	1,578		2,706	2,675	3,133								9.0	9.1		7.3	8.4	8.9	
100 to 139	1,066	1,515	3,070	2,565	2,344	2,723	5,487	6,442	6,728	7,850	9,193	10,648	11,588	9.5	8.7	13.8	6.9	7.3	7.8	21.4
140 to 179	741	963		1,380	1,317	1,520								6.6	5.5		3.7	4.1	4.3	
180 to 219	552	629	1,143	840	776	871								4.9	3.6	5.1	2.3	2.4	2.5	
220 to 259	339	381		443	411	481								3.0	2.2		1.2	1.3	1.4	
260 to 499	748	891	888	884	808	892	877	977	1,055	1,178	1,434			6.7	5.1	4.0	2.4	2.5	2.5	3.4
500 to 999	216	208	211	232	177	218	211	228	265	319	339	256	243	1.9	1.2	0.9	0.6	0.6	0.6	0.8
1,000 or more acres	41	54	52	49	61	71	74	68	82	93	75	48	40	0.4	0.3	0.2	0.1	0.2	0.2	0.3
Rhode Island	1,395	2,004	2,598	3,603	3,014	4,327	3,322	3,911	4,083	5,292	5,498	5,500	6,216	100.0	100.0	100.0	100.0	100.0	100.0	100.0
Under 10 acres	287	462	598	845	593	845	453	489	451	730	834	420	430	20.6	23.1	23.0	23.5	19.7	19.5	13.6
Under 3	124	149	236	192	119	173	95	25	62	145	327	NA	12	8.9	7.4	9.1	5.3	3.9	4.0	2.9
3 to 9	163	313	362	653	474	672	358	464	389	585	507	NA	418	11.7	15.6	13.9	18.1	15.7	15.5	10.8
10 to 49	401	645	827	1,203	1,013	1,588	1,126	1,416	1,468	1,791	1,747	1,850	1,998	28.7	32.2	31.8	33.4	33.6	36.7	33.9
50 to 69	139	191	565	330	326	439	817	962	1,031	1,264	1,256	1,433	1,706	10.0	9.5	21.7	9.2	10.8	10.1	24.6
70 to 99	158	217		380	354	500								11.3	10.8		10.5	11.7	11.6	
100 to 139	133	175	367	344	324	398	765	880	947	1,257	1,407	1,751	2,029	9.5	8.7	14.1	9.5	10.7	9.2	23.0
140 to 179	85	108		182	162	240								6.1	5.4		5.1	5.4	5.5	
180 to 219	55	68	117	111	90	118								3.9	3.4	4.5	3.1	3.0	2.7	
220 to 259	29	37		58	42	46								2.1	1.8		1.6	1.4	1.1	
260 to 499	63	67	87	107	79	98	118	122	128	175	192			4.5	3.3	3.3	3.0	2.6	2.3	3.6
500 to 999	36	27	32	31	22	37	32	28	46	51	45	41	48	2.6	1.3	1.2	0.9	0.7	0.9	1.0
1,000 or more acres	9	7	5	12	9	18	11	14	12	24	17	5	5	0.6	0.3	0.2	0.3	0.3	0.4	0.3
Connecticut	8,292	12,753	15,615	22,241	21,163	32,157	17,195	23,240	22,655	26,815	26,948	26,350	30,598	100.0	100.0	100.0	100.0	100.0	100.0	100.0
Under 10 acres	1,170	2,313	2,818	4,686	3,833	7,072	1,677	2,486	2,200	2,916	2,427	1,732	2,295	14.1	18.1	18.0	21.1	18.1	22.0	9.8
Under 3	371	492	666	557	381	555	343	101	138	223	377	NA	34	4.5	3.9	4.3	2.5	1.8	1.7	2.0
3 to 9	799	1,821	2,152	4,129	3,452	6,517	1,334	2,385	2,062	2,693	2,050	NA	2,261	9.6	14.3	13.8	18.6	16.3	20.3	7.8
10 to 49	2,553	4,149	5,306	7,928	7,646	12,230	5,680	8,563	8,008	9,425	8,917	8,804	10,535	30.8	32.5	34.0	35.6	36.1	38.0	33.0
50 to 69	754	1,183	3,123	2,128	2,274	3,227	4,492	5,802	5,807	6,634	6,943	6,975	8,107	9.1	9.3	20.0	9.6	10.7	10.0	26.1
70 to 99	860	1,243		2,107	2,319	3,125								10.4	9.7		9.5	11.0	9.7	
100 to 139	859	1,313	2,543	2,102	2,211	2,738	4,590	5,542	5,672	6,701	7,439	8,700	9,511	10.4	10.3	16.5	9.5	10.4	8.5	26.7
140 to 179	630	844		1,195	1,148	1,539								7.6	6.6		5.4	5.4	4.8	
180 to 219	396	497	963	746	629	843								4.8	3.9	6.2	3.4	3.0	2.6	
220 to 259	266	364		384	337	411								3.2	2.9		1.7	1.6	1.3	
260 to 499	615	646	677	762	600	730	587	669	760	911	1,009			7.4	5.1	4.3	3.4	2.8	2.3	3.4
500 to 999	158	158	162	169	133	185	132	132	169	188	187	117	133	1.9	1.2	1.0	0.8	0.6	0.6	0.8
1,000 or more acres	31	43	23	34	33	57	37	46	39	40	26	22	17	0.4	0.3	0.1	0.2	0.2	0.2	0.2

See footnotes at end of table.

Table 13.–NUMBER OF FARMS BY SIZE OF FARM, BY STATES: 1880 TO 1959–Continued

[Summary data by size groups for the United States, the North, the South, and the West are in Table 7]

State and size group	Number of farms													Percent distribution						
	1959	1954	1950	1945	1940	1935	1930	1925	1920	1910	1900	1890	1880	1959	1954	1950	1945	1940	1935	1930
MIDDLE ATLANTIC																				
New York	82,356	105,714	124,977	149,490	153,238	177,025	159,806	188,754	193,195	215,597	226,720	226,223	241,058	100.0	100.0	100.0	100.0	100.0	100.0	100.0
Under 10 acres	4,863	8,672	10,776	15,371	13,226	16,751	9,842	15,087	13,720	18,655	16,760	13,166	14,913	5.9	8.2	8.6	10.3	8.6	9.5	6.2
Under 3	1,819	2,531	2,831	2,451	1,418	1,237	1,315	406	1,040	1,424	2,971	NA	370	2.2	2.4	2.3	1.6	0.9	0.7	0.8
3 to 9	3,044	6,141	7,945	12,920	11,808	15,514	8,527	14,681	12,680	17,231	13,789	NA	14,543	3.7	5.8	6.4	8.6	7.7	8.8	5.3
10 to 49	12,547	18,074	23,169	30,221	31,163	38,085	31,117	41,066	40,087	46,580	50,905	52,734	57,615	15.2	17.1	18.5	20.2	20.3	21.5	19.5
50 to 69	6,194	8,667	26,754	14,261	15,881	19,114	41,529	49,538	50,784	56,821	63,789	67,835	70,661	7.5	8.2	21.4	9.5	10.4	10.8	26.0
70 to 99	8,640	11,874		18,271	20,993	24,295								10.5	11.2		12.2	13.7	13.7	
100 to 139	12,232	16,428	34,759	24,548	27,313	31,393								14.9	15.5	27.8	16.4	17.8	17.7	
140 to 179	9,682	12,149		16,204	16,980	18,892	67,061	73,599	78,119	82,932	85,181	91,323	96,273	11.8	11.5		10.8	11.1	10.7	42.0
180 to 219	7,564	9,026	16,067	10,672	10,641	11,394								9.2	8.5	12.9	7.1	6.9	6.4	
220 to 259	5,628	6,113		6,567	6,118	6,309								6.8	5.8		4.4	4.0	3.6	
260 to 499	12,245	12,235	11,397	11,404	9,557	9,530	9,093	8,447	9,271	9,262	8,728			14.9	11.6	9.1	7.6	6.2	5.4	5.7
500 to 999	2,415	2,175	1,824	1,739	1,196	1,075	995	871	999	1,104	1,109	972	1,315	2.9	2.1	1.5	1.2	0.8	0.6	0.6
1,000 or more acres	346	301	231	232	170	187	169	146	215	243	248	193	281	0.4	0.3	0.2	0.2	0.1	0.1	0.1
New Jersey	15,459	22,686	24,838	26,226	25,835	29,375	25,378	29,671	29,702	33,487	34,650	30,828	34,307	100.0	100.0	100.0	100.0	100.0	100.0	100.0
Under 10 acres	3,320	5,935	6,289	6,201	5,499	6,031	4,200	4,904	3,459	3,797	3,541	1,868	2,406	21.5	26.2	25.3	23.6	21.3	20.5	16.5
Under 3	893	1,281	1,542	1,297	879	792	860	414	378	541	771	NA	64	5.8	5.6	6.2	4.9	3.4	2.7	3.4
3 to 9	2,427	4,654	4,747	4,904	4,620	5,239	3,340	4,490	3,081	3,256	2,770	NA	2,342	15.7	20.5	19.1	18.7	17.9	17.8	13.2
10 to 49	4,893	7,631	8,479	8,810	8,948	10,564	8,812	11,020	10,526	11,883	11,676	9,813	11,403	31.7	33.6	34.1	33.6	34.6	36.0	34.7
50 to 69	1,075	1,575	4,025	2,180	2,266	2,761	5,732	6,622	7,367	8,194	8,882	8,837	9,617	7.0	6.9	16.2	8.3	8.8	9.4	22.6
70 to 99	1,402	1,818		2,482	2,724	3,181								9.1	8.0		9.5	10.5	10.8	
100 to 139	1,657	2,190	3,895	2,883	3,168	3,503								10.7	9.7	15.7	11.0	12.3	11.9	
140 to 179	1,003	1,294		1,528	1,496	1,594	6,102	6,630	7,712	8,866	9,717	10,183	10,674	6.5	5.7		5.8	5.8	5.4	24.0
180 to 219	718	798	1,271	856	740	795								4.6	3.5	5.1	3.3	2.9	2.7	
220 to 259	431	446		420	349	336								2.8	2.0		1.6	1.4	1.1	
260 to 499	735	764	677	683	512	463	425	405	489	576	651			4.8	3.4	2.7	2.6	2.0	1.6	1.7
500 to 999	167	175	152	140	78	88	72	62	93	112	110	93	147	1.1	0.8	0.6	0.5	0.3	0.3	0.3
1,000 or more acres	58	60	50	43	55	59	35	28	56	59	73	34	60	0.4	0.3	0.2	0.2	0.2	0.2	0.1
Pennsylvania	100,052	128,876	146,887	171,761	169,027	191,284	172,419	200,443	202,250	219,295	224,248	211,557	213,542	100.0	100.0	100.0	100.0	100.0	100.0	100.0
Under 10 acres	6,891	14,197	15,955	21,729	17,118	19,508	13,552	19,173	16,097	20,102	17,156	13,172	14,267	6.9	11.0	10.9	12.7	10.1	10.2	7.9
Under 3	2,737	4,000	3,835	3,058	1,213	1,034	1,999	986	1,049	972	2,737	NA	250	2.7	3.1	2.6	1.8	0.7	0.5	1.2
3 to 9	4,154	10,197	12,120	18,671	15,905	18,474	11,553	18,187	15,048	19,130	14,419	NA	14,017	4.2	7.9	8.3	10.9	9.4	9.7	6.7
10 to 49	20,787	29,489	35,242	43,526	43,269	51,357	42,699	54,560	52,328	58,277	59,457	56,005	55,305	20.8	22.9	24.0	25.3	25.6	26.8	24.8
50 to 69	10,859	14,344	39,484	20,746	22,304	25,811	53,378	61,438	62,172	65,687	69,670	66,743	63,927	10.9	11.1	26.9	12.1	13.2	13.5	31.0
70 to 99	14,804	18,792		25,565	27,509	30,941								14.8	14.6		14.9	16.3	16.2	
100 to 139	17,457	21,331	37,862	28,535	29,717	33,034								17.4	16.6	25.8	16.6	17.6	17.3	
140 to 179	10,435	11,958		13,895	13,766	14,902	57,836	60,865	66,187	69,614	71,951	74,880	78,877	10.4	9.3		8.1	8.1	7.8	33.5
180 to 219	6,538	6,909	11,075	7,485	6,928	7,394								6.5	5.4	7.5	4.4	4.1	3.9	
220 to 259	3,963	4,017		3,791	3,362	3,404								4.0	3.1		2.2	2.0	1.8	
260 to 499	6,853	6,506	6,117	5,508	4,355	4,263	4,226	3,813	4,668	4,816	5,088			6.8	5.0	4.2	3.2	2.6	2.2	2.5
500 to 999	1,242	1,128	964	835	572	559	599	480	644	632	688	606	922	1.2	0.9	0.7	0.5	0.3	0.3	0.3
1,000 or more acres	223	205	188	146	127	111	129	114	154	167	238	151	244	0.2	0.2	0.1	0.1	0.1	0.1	0.1
EAST NORTH CENTRAL																				
Ohio	140,353	177,074	199,359	220,575	233,783	255,146	219,296	244,703	256,695	272,045	276,719	251,430	247,189	100.0	100.0	100.0	100.0	100.0	100.0	100.0
Under 10 acres	7,094	16,340	18,683	23,350	23,197	25,904	12,550	15,844	15,867	20,197	17,347	12,325	11,163	5.1	9.2	9.4	10.6	9.9	10.2	5.7
Under 3	2,445	3,615	2,943	1,558	946	752	1,060	192	779	749	2,531	NA	212	1.7	2.0	1.5	0.7	0.4	0.3	0.5
3 to 9	4,649	12,725	15,740	21,792	22,251	25,152	11,490	15,652	15,088	19,448	14,816	NA	10,951	3.3	7.2	7.9	9.9	9.5	9.9	5.2
10 to 49	27,012	37,227	44,076	50,786	53,425	61,243	46,093	57,812	60,147	69,047	75,681	66,504	63,622	19.2	21.0	22.1	23.0	22.9	24.0	21.0
50 to 69	12,492	15,937	51,238	20,878	24,415	27,461	71,160	81,537	86,337	88,047	89,774	82,380	78,198	8.9	9.0	25.7	9.5	10.4	10.8	32.4
70 to 99	22,063	27,801		36,421	43,536	48,009								15.7	15.7		16.5	18.6	18.8	
100 to 139	22,256	27,518	54,284	35,447	39,470	42,738								15.9	15.5	27.2	16.1	16.9	16.8	
140 to 179	16,363	19,607		22,837	23,350	24,443	81,710	82,688	87,109	86,957	85,619	89,036	92,645	11.7	11.1		10.4	10.0	9.6	37.3
180 to 219	10,427	11,562	18,919	12,236	11,207	11,173								7.4	6.5	9.5	5.5	4.8	4.4	
220 to 259	6,989	7,298		7,004	6,074	5,854								5.0	4.1		3.2	2.6	2.3	
260 to 499	13,160	11,833	10,550	10,102	8,006	7,345	6,888	6,062	6,402	6,902	7,218			9.4	6.7	5.3	4.6	3.4	2.9	3.1
500 to 999	2,216	1,737	1,421	1,335	966	868	791	664	728	783	916	1,022	1,309	1.6	1.0	0.7	0.6	0.4	0.3	0.4
1,000 or more acres	281	214	188	179	137	108	104	96	105	112	164	163	252	0.2	0.1	0.1	0.1	0.1	(Z)	(Z)
Indiana	128,160	153,593	166,627	175,970	184,549	200,835	181,570	195,786	205,126	215,485	221,897	198,167	194,013	100.0	100.0	100.0	100.0	100.0	100.0	100.0
Under 10 acres	6,631	14,215	14,755	15,841	15,685	15,766	9,926	10,834	9,970	11,949	10,436	5,729	4,863	5.2	9.3	8.9	9.0	8.5	7.8	5.5
Under 3	2,128	3,820	2,485	1,294	645	548	547	139	537	441	1,796	NA	200	1.7	2.5	1.5	0.7	0.3	0.3	0.3
3 to 9	4,503	10,395	12,270	14,547	15,040	15,218	9,379	10,695	9,433	11,508	8,640	NA	4,663	3.5	6.8	7.4	8.3	8.1	7.6	5.2
10 to 49	26,928	32,859	37,132	39,980	40,735	45,976	37,543	43,484	44,895	51,856	58,549	51,793	51,422	21.0	21.4	22.3	22.7	22.1	22.9	20.7
50 to 69	9,231	10,940	37,294	12,897	15,040	17,825	52,199	60,282	65,066	67,221	71,055	65,198	64,030	7.2	7.1	22.4	7.3	8.1	8.9	28.7
70 to 99	17,700	21,665		27,442	33,267	37,744								13.8	14.1		15.6	18.0	18.8	
100 to 139	16,670	20,396	43,025	25,885	28,950	33,104								13.0	13.3	25.8	14.7	15.7	16.5	
140 to 179	13,751	17,220		20,218	21,165	22,440	71,886	72,472	76,249	75,342	72,458	73,811	72,103	10.7	11.2		11.5	11.5	11.2	39.6
180 to 219	9,788	11,332	19,468	11,893	11,183	11,130								7.6	7.4	11.7	6.8	6.1	5.5	
220 to 259	7,757	8,122		7,623	6,822	6,584								6.1	5.3		4.3	3.7	3.3	
260 to 499	16,502	14,488	12,907	12,268	10,210	9,095	8,949	7,804	7,911	8,026	8,081			12.9	9.4	7.7	7.0	5.5	4.5	4.9
500 to 999	2,906	2,112	1,835	1,719	1,332	1,049	953	817	905	949	1,094	1,395	1,320	2.3	1.4	1.1	1.0	0.7	0.5	0.5
1,000 or more acres	296	244	211	204	160	122	114	93	130	142	224	241	275	0.2	0.2	0.1	0.1	0.1	0.1	0.1

See footnotes at end of table.

Table 13.—NUMBER OF FARMS BY SIZE OF FARM, BY STATES: 1880 TO 1959—Continued

[Summary data by size groups for the United States, the North, the South, and the West are in Table 7]

State and size group	Number of farms													Percent distribution						
	1959	1954	1950	1945	1940	1935	1930	1925	1920	1910	1900	1890	1880	1959	1954	1950	1945	1940	1935	1930
EAST NORTH CENTRAL—Continued																				
Illinois	154,644	175,543	195,268	204,239	213,439	231,312	214,497	225,601	237,181	251,872	264,151	240,681	255,741	100.0	100.0	100.0	100.0	100.0	100.0	100.0
Under 10 acres	6,245	11,225	14,009	13,830	12,738	14,122	9,066	8,291	8,171	10,036	9,075	4,230	4,308	4.0	6.4	7.2	6.8	6.0	6.1	4.2
Under 3	2,287	3,341	2,662	1,490	729	681	1,054	297	626	845	1,854	NA	138	1.5	1.9	1.4	0.7	0.3	0.3	0.5
3 to 9	3,958	7,884	11,347	12,340	12,009	13,441	8,012	7,994	7,545	9,191	7,221	NA	4,170	2.6	4.5	5.8	6.0	5.6	5.8	3.7
10 to 49	18,668	21,883	27,966	30,392	32,104	36,727	29,427	33,791	35,528	43,580	51,720	45,218	54,893	12.1	12.5	14.3	14.9	15.0	15.9	13.7
50 to 69	5,973	6,893	29,088	8,854	10,447	13,052	41,678	47,079	51,920	57,917	65,851	68,746	76,080	3.9	3.9	14.9	4.3	4.9	5.6	19.4
70 to 99	14,106	17,135		22,800	27,844	31,459								9.1	9.8		11.2	13.0	13.6	
100 to 139	16,392	20,912	56,711	27,080	31,517	35,812								10.6	11.9	29.0	13.3	14.8	15.5	
140 to 179	22,653	28,354		33,310	36,049	38,491								14.6	16.2		16.3	16.9	16.6	
180 to 219	15,875	18,443	35,544	20,025	19,752	20,831	110,471	115,440	120,614	118,854	116,917	119,684	116,562	10.3	10.5	18.2	9.8	9.3	9.0	51.5
220 to 259	15,279	16,264		16,523	15,862	15,854								9.9	9.3		8.1	7.4	6.9	
260 to 499	32,689	29,504	27,653	27,377	24,021	22,567	21,604	19,149	19,031	19,440	18,255			21.1	16.8	14.2	13.4	11.3	9.8	10.1
500 to 999	6,190	4,504	3,889	3,678	2,839	2,185	2,061	1,685	1,733	1,842	2,051	2,420	3,249	4.0	2.6	2.0	1.8	1.3	0.9	1.0
1,000 or more acres	574	426	408	370	266	212	190	166	184	203	282	383	649	0.4	0.2	0.2	0.2	0.1	0.1	0.1
Michigan	111,817	138,922	155,589	175,268	187,589	196,517	169,372	192,327	196,447	206,960	203,261	172,344	154,008	100.0	100.0	100.0	100.0	100.0	100.0	100.0
Under 10 acres	3,545	7,964	8,669	11,202	12,675	11,642	5,780	7,675	6,003	7,066	6,135	3,323	2,805	3.2	5.7	5.6	6.4	6.8	5.9	3.4
Under 3	1,120	1,791	1,538	764	602	351	648	143	325	387	1,058	NA	68	1.0	1.3	1.0	0.4	0.3	0.2	0.4
3 to 9	2,425	6,173	7,131	10,438	12,073	11,291	5,132	7,532	5,678	6,679	5,077	NA	2,737	2.2	4.4	4.6	6.0	6.4	5.7	3.0
10 to 49	23,225	31,113	36,032	43,301	47,784	50,800	38,639	49,303	47,506	57,609	66,532	58,952	49,543	20.8	22.4	23.2	24.7	25.5	25.9	22.8
50 to 69	8,427	10,387	42,917	12,762	14,757	16,276	57,749	68,126	71,391	73,748	71,021	61,298	55,777	7.5	7.5	27.6	7.3	7.9	8.3	34.1
70 to 99	20,580	25,849		36,177	43,220	47,624								18.4	18.6		20.6	23.0	24.2	
100 to 139	16,924	20,811	42,266	27,415	29,630	31,516								15.1	15.0	27.2	15.6	15.8	16.0	
140 to 179	13,024	15,718		18,925	18,744	19,298								11.6	11.3		10.8	10.0	9.8	
180 to 219	8,128	9,215	15,511	9,876	8,597	8,329	61,126	62,019	65,881	63,048	54,556	48,237	45,391	7.3	6.6	10.0	5.6	4.6	4.2	36.1
220 to 259	5,728	6,178		5,875	5,030	4,727								5.1	4.4		3.4	2.7	2.4	
260 to 499	10,338	10,031	8,822	8,457	6,220	5,421	5,275	4,495	4,839	4,717	4,364			9.2	7.2	5.7	4.8	3.3	2.8	3.1
500 to 999	1,690	1,423	1,155	1,064	763	703	636	537	634	607	517	447	408	1.5	1.0	0.7	0.6	0.4	0.4	0.4
1,000 or more acres	208	233	217	214	169	181	167	172	193	165	136	87	84	0.2	0.2	0.1	0.1	0.1	0.1	0.1
Wisconsin	131,215	153,558	168,561	177,745	186,735	199,877	181,767	193,155	189,295	177,127	169,795	146,409	134,322	100.0	100.0	100.0	100.0	100.0	100.0	100.0
Under 10 acres	2,713	5,526	5,941	5,690	6,362	7,902	4,690	6,798	5,202	5,764	5,212	2,664	2,614	2.1	3.6	3.5	3.2	3.4	4.0	2.6
Under 3	1,084	1,931	1,368	668	438	294	460	137	291	273	948	NA	98	0.8	1.3	0.8	0.4	0.2	0.1	0.3
3 to 9	1,629	3,595	4,573	5,022	5,924	7,608	4,230	6,661	4,911	5,491	4,264	NA	2,516	1.2	2.3	2.7	2.8	3.2	3.8	2.3
10 to 49	11,363	14,686	17,943	20,267	25,071	30,379	24,533	31,128	29,466	28,343	29,795	27,176	25,918	8.7	9.6	10.6	11.4	13.4	15.2	13.5
50 to 69	5,260	6,706	42,177	8,592	9,846	11,069	57,376	62,401	60,725	54,007	52,590	48,221	44,719	4.0	4.4	25.0	4.8	5.3	5.5	31.6
70 to 99	20,891	28,006		39,288	45,661	49,332								15.9	18.2		22.1	24.5	24.7	
100 to 139	25,392	31,205	63,173	37,231	38,386	39,613								19.4	20.3	37.5	20.9	20.6	19.8	
140 to 179	23,435	26,369		28,651	28,363	28,930								17.9	17.2		16.1	15.2	14.5	
180 to 219	14,595	14,980	24,458	15,050	13,831	13,855	85,276	83,750	84,166	78,635	72,403	67,425	60,296	11.1	9.8	14.5	8.5	7.4	6.9	46.9
220 to 259	9,643	9,644		9,038	7,931	7,944								7.3	6.3		5.1	4.2	4.0	
260 to 499	15,630	14,401	13,086	12,334	10,144	9,792	8,915	8,193	8,677	9,271	8,659			11.9	9.4	7.8	6.9	5.4	4.9	4.9
500 to 999	2,014	1,778	1,588	1,415	995	930	860	769	912	966	991	814	666	1.5	1.2	0.9	0.8	0.5	0.5	0.5
1,000 or more acres	279	257	195	189	145	131	117	116	147	141	145	109	109	0.2	0.2	0.1	0.1	0.1	0.1	0.1
WEST NORTH CENTRAL																				
Minnesota	145,662	165,225	179,101	188,952	197,351	203,302	185,255	188,231	178,478	156,137	154,659	116,851	92,386	100.0	100.0	100.0	100.0	100.0	100.0	100.0
Under 10 acres	2,925	5,676	6,045	7,349	6,695	7,205	4,399	5,370	3,140	2,849	2,549	812	640	2.0	3.4	3.4	3.9	3.4	3.5	2.4
Under 3	1,055	2,127	1,444	1,173	444	325	493	205	340	294	555	NA	36	0.7	1.3	0.8	0.6	0.2	0.2	0.3
3 to 9	1,870	3,549	4,601	6,176	6,251	6,880	3,906	5,165	2,800	2,555	1,994	NA	604	1.3	2.1	2.6	3.3	3.2	3.4	2.1
10 to 49	10,128	12,066	15,032	18,825	23,326	24,756	18,730	21,510	17,131	14,798	15,532	10,952	8,955	7.0	7.3	8.4	10.0	11.8	12.2	10.0
50 to 69	3,400	3,985	26,077	4,694	5,545	6,120	33,150	35,167	32,743	26,571	30,990	26,163	25,530	2.3	2.4	14.6	2.5	2.8	3.0	17.9
70 to 99	14,030	17,503		24,785	30,035	30,723								9.6	10.6		13.1	15.2	15.1	
100 to 139	16,233	19,813	62,598	23,509	24,938	25,844								11.1	12.0	35.0	12.4	12.6	12.7	
140 to 179	30,113	35,862		41,264	43,545	44,752								20.7	21.7		21.8	22.1	22.0	
180 to 219	15,561	17,135	34,762	17,659	16,401	17,230	99,762	99,345	96,901	83,396	81,718	77,048	56,375	10.7	10.4	19.4	9.3	8.3	8.5	53.7
220 to 259	15,733	16,534		16,738	15,618	15,950								10.8	10.0		8.9	7.9	7.8	
260 to 499	30,929	30,842	29,529	29,350	27,078	26,958	25,881	24,064	25,245	24,864	20,540			21.2	18.7	16.5	15.5	13.7	13.3	14.0
500 to 999	5,773	5,084	4,468	4,277	3,743	3,455	3,100	2,577	3,046	3,359	2,965	1,594	741	4.0	3.1	2.5	2.3	1.9	1.7	1.7
1,000 or more acres	837	725	590	502	427	309	233	198	272	300	365	282	145	0.6	0.4	0.3	0.3	0.2	0.2	0.1
Iowa	174,707	192,933	203,159	208,934	213,318	221,986	214,928	213,490	213,439	217,044	228,622	201,903	185,351	100.0	100.0	100.0	100.0	100.0	100.0	100.0
Under 10 acres	5,457	9,138	9,956	10,664	10,428	11,701	9,469	7,570	6,222	7,687	5,731	2,321	2,185	3.1	4.7	4.9	5.1	4.9	5.3	4.4
Under 3	1,746	2,803	1,963	993	612	495	1,187	112	477	392	975	NA	122	1.0	1.5	1.0	0.5	0.3	0.2	0.6
3 to 9	3,711	6,335	7,993	9,671	9,816	11,206	8,282	7,458	5,745	7,295	4,756	NA	2,063	2.1	3.3	3.9	4.6	4.6	5.0	3.9
10 to 49	13,727	14,402	16,308	17,174	18,197	20,924	18,231	18,148	18,416	21,715	27,392	21,648	26,822	7.9	7.5	8.0	8.2	8.5	9.4	8.5
50 to 69	3,912	4,338	25,925	4,744	5,181	6,059	32,209	34,528	35,959	38,712	49,665	53,345	58,519	2.2	2.2	12.8	2.3	2.4	2.7	15.0
70 to 99	14,647	18,244		23,336	26,965	28,226								8.4	9.5		11.2	12.6	12.7	
100 to 139	19,590	24,923	77,486	30,323	32,854	34,528								11.2	12.9	38.1	14.5	15.4	15.6	
140 to 179	37,404	45,564		50,019	50,967	51,998								21.4	23.6		23.9	23.9	23.4	
180 to 219	20,123	22,152	42,281	21,982	20,722	21,424	127,337	127,848	126,963	120,425	118,067	121,003	95,163	11.5	11.5	20.8	10.5	9.7	9.7	59.2
220 to 259	20,685	20,657		20,335	19,302	19,309								11.8	10.7		9.7	9.0	8.7	
260 to 499	34,342	29,960	28,110	27,483	26,119	25,619	25,546	23,503	23,865	25,861	24,609			19.7	15.5	13.8	13.2	12.2	11.5	11.9
500 to 999	4,475	3,284	2,839	2,655	2,382	2,047	2,002	1,789	1,877	2,430	2,818	3,158	2,298	2.6	1.7	1.4	1.3	1.1	0.9	0.9
1,000 or more acres	345	271	254	219	201	151	134	104	137	214	340	428	364	0.2	0.1	0.1	0.1	0.1	0.1	0.1

See footnotes at end of table.

Table 13.–NUMBER OF FARMS BY SIZE OF FARM, BY STATES: 1880 TO 1959–Continued

[Summary data by size groups for the United States, the North, the South, and the West are in Table 7]

State and size group	Number of farms													Percent distribution						
	1959	1954	1950	1945	1940	1935	1930	1925	1920	1910	1900	1890	1880	1959	1954	1950	1945	1940	1935	1930
WEST NORTH CENTRAL—Continued																				
Missouri	168,672	201,614	230,045	242,934	256,100	278,454	255,940	260,473	263,004	277,244	284,886	238,043	215,575	100.0	100.0	100.0	100.0	100.0	100.0	100.0
Under 10 acres	5,408	11,191	13,254	14,908	14,811	16,126	11,013	9,734	7,764	9,016	7,802	3,065	3,582	3.2	5.6	5.8	6.1	5.8	5.8	4.3
Under 3	1,800	2,119	1,893	1,188	412	265	1,077	167	580	455	1,469	NA	122	1.1	1.1	0.8	0.5	0.2	0.1	0.4
3 to 9	3,608	9,072	11,361	13,720	14,399	15,861	9,936	9,567	7,184	8,561	6,333	NA	3,460	2.1	4.5	4.9	5.6	5.6	5.7	3.9
10 to 49	26,216	35,107	43,540	48,373	51,990	60,989	50,877	55,704	49,993	58,138	68,217	52,148	52,383	15.5	17.4	18.9	19.9	20.3	21.9	19.9
50 to 69	9,075	11,446	46,556	14,237	16,100	19,166	60,119	64,905	67,446	74,178	78,933	64,604	58,030	5.4	5.7	20.2	5.9	6.3	6.9	23.5
70 to 99	20,723	25,998		35,751	41,353	45,463								12.3	12.9		14.7	16.1	16.3	
100 to 139	21,271	26,318	60,039	34,160	38,045	42,453	107,930	107,196	112,798	112,129	107,955	114,053	97,359	12.6	13.1	26.1	14.1	14.9	15.2	42.2
140 to 179	19,549	24,264		29,997	32,813	35,292								11.6	12.0		12.3	12.8	12.7	
180 to 219	14,177	16,458	31,742	18,625	18,431	19,316								8.4	8.2	13.8	7.7	7.2	6.9	
220 to 259	11,694	12,974		13,280	12,939	12,999								6.9	6.4		5.5	5.1	4.7	
260 to 499	29,866	29,174	27,479	26,657	23,989	22,153	21,658	19,224	20,670	19,812	18,117			17.7	14.4	11.9	11.0	9.4	8.0	8.5
500 to 999	9,037	7,210	6,283	5,935	4,806	3,872	3,760	3,184	3,684	3,427	3,268	3,560	3,536	5.4	3.6	2.7	2.4	1.9	1.4	1.5
1,000 or more acres	1,656	1,474	1,152	1,011	823	625	583	526	649	544	594	613	685	1.0	0.7	0.5	0.4	0.3	0.2	0.2
North Dakota	54,928	61,943	65,401	69,520	73,962	84,606	77,975	75,970	77,690	74,360	45,332	27,611	3,790	100.0	100.0	100.0	100.0	100.0	100.0	100.0
Under 10 acres	268	757	592	747	675	1,260	385	323	151	136	407	14	3	0.5	1.2	0.9	1.1	0.9	1.5	0.5
Under 3	121	434	131	220	92	369	87	33	30	54	154	NA	...	0.2	0.7	0.2	0.3	0.1	0.4	0.1
3 to 9	147	323	461	527	583	891	298	290	121	82	253	NA	3	0.3	0.5	0.7	0.8	0.8	1.1	0.4
10 to 49	850	856	1,080	1,253	1,538	2,093	1,144	927	668	543	939	128	28	1.5	1.4	1.7	1.8	2.1	2.5	1.5
50 to 69	185	202	919	278	333	379	1,351	1,135	917	1,207	716	508	110	0.3	0.3	1.4	0.4	0.5	0.4	1.7
70 to 99	495	574		741	1,114	1,476								0.9	0.9		1.1	1.5	1.7	
100 to 139	480	539	5,338	604	742	974	15,146	16,956	17,079	28,348	20,997	25,192	3,493	0.9	0.9	8.2	0.9	1.0	1.2	19.4
140 to 179	2,841	3,923		6,050	9,673	12,598								5.2	6.3		8.7	13.1	14.9	
180 to 219	752	935	3,295	1,212	1,425	1,809								1.4	1.5	5.0	1.7	1.9	2.1	
220 to 259	1,438	1,896		2,458	3,066	3,743								2.6	3.1		3.5	4.1	4.4	
260 to 499	15,591	20,337	23,316	26,198	29,620	35,133	33,450	35,093	36,489	29,048	15,813			28.4	32.8	35.7	37.7	40.0	41.5	42.9
500 to 999	20,661	21,999	22,086	22,004	19,371	19,891	21,066	17,983	18,442	12,662	5,114	1,380	102	37.6	35.5	33.8	31.7	26.2	23.5	27.0
1,000 or more acres	11,367	9,925	8,775	7,975	6,405	5,250	5,433	3,553	3,944	2,416	1,346	389	54	20.7	16.0	13.4	11.5	8.7	6.2	7.0
South Dakota	55,727	62,520	66,452	68,705	72,454	83,303	83,157	79,537	74,637	77,644	52,622	50,158	13,645	100.0	100.0	100.0	100.0	100.0	100.0	100.0
Under 10 acres	689	1,421	1,404	1,299	1,269	1,823	976	770	425	440	539	39	39	1.2	2.3	2.1	1.9	1.8	2.2	1.2
Under 3	277	706	340	310	130	406	189	63	64	99	308	NA	6	0.5	1.1	0.5	0.5	0.2	0.5	0.2
3 to 9	412	715	1,064	989	1,139	1,417	787	707	361	341	231	NA	33	0.7	1.1	1.6	1.4	1.6	1.7	0.9
10 to 49	1,855	1,775	2,121	2,149	2,404	2,645	2,187	1,961	1,334	1,489	1,235	619	245	3.3	2.8	3.2	3.1	3.3	3.2	2.6
50 to 69	480	535	2,219	478	508	565	3,038	3,119	2,381	2,406	2,214	1,769	437	0.9	0.9	3.3	0.7	0.7	0.7	3.7
70 to 99	1,282	1,472		1,679	2,162	2,575								2.3	2.4		2.4	3.0	3.1	
100 to 139	1,123	1,359	10,410	1,442	1,691	1,996	28,773	29,531	26,039	36,626	21,648	46,043	12,760	2.0	2.2	15.7	2.1	2.3	2.4	34.6
140 to 179	5,582	7,442		10,130	13,725	18,037								10.0	11.9		14.7	18.9	21.7	
180 to 219	2,023	2,559	7,988	3,047	2,935	3,685								3.6	4.1	12.0	4.4	4.1	4.4	
220 to 259	3,822	4,711		4,943	5,055	5,885								6.9	7.5		7.2	7.0	7.1	
260 to 499	18,137	20,515	21,838	23,243	24,170	28,678	29,559	28,776	27,767	24,811	17,871			32.5	32.8	32.9	33.8	33.4	34.4	35.5
500 to 999	11,219	11,557	11,705	11,997	11,380	11,864	13,401	11,549	11,641	9,698	7,074	1,501	144	20.1	18.5	17.6	17.5	15.7	14.2	16.1
1,000 or more acres	9,515	9,174	8,767	8,298	7,155	5,550	5,223	3,831	5,050	2,174	2,041	187	20	17.1	14.7	13.2	12.1	9.9	6.7	6.3
Nebraska	90,475	100,846	107,183	111,756	121,062	133,616	129,458	127,734	124,417	129,678	121,525	113,608	63,387	100.0	100.0	100.0	100.0	100.0	100.0	100.0
Under 10 acres	2,478	4,325	4,630	4,602	4,327	5,301	3,740	2,931	1,783	2,427	1,872	451	400	2.7	4.3	4.3	4.1	3.6	4.0	2.9
Under 3	973	1,804	1,119	740	353	262	505	170	139	129	530	NA	45	1.1	1.8	1.0	0.7	0.3	0.2	0.4
3 to 9	1,505	2,521	3,511	3,862	3,974	5,039	3,235	2,761	1,644	2,298	1,342	NA	355	1.7	2.5	3.3	3.5	3.3	3.8	2.5
10 to 49	4,696	4,704	5,627	5,987	6,393	7,853	6,490	6,227	5,279	6,489	6,878	3,586	4,009	5.2	4.7	5.2	5.4	5.3	5.9	5.0
50 to 69	1,121	1,136	6,815	1,268	1,391	1,780	10,118	10,977	11,163	12,618	17,979	19,921	16,652	1.2	1.1	6.4	1.1	1.1	1.3	7.8
70 to 99	3,954	4,610		5,801	7,917	8,987								4.4	4.6		5.2	6.5	6.7	
100 to 139	3,599	4,577	26,200	5,638	7,079	8,687	64,741	66,230	64,650	64,659	63,964	86,805	41,542	4.0	4.5	24.4	5.0	5.8	6.5	50.0
140 to 179	13,470	17,835		22,678	29,497	33,617								14.9	17.7		20.3	24.4	25.2	
180 to 219	5,819	7,463	19,167	8,257	7,928	9,805								6.4	7.4	17.9	7.4	6.5	7.3	
220 to 259	9,360	10,858		11,423	11,354	12,156								10.3	10.8		10.2	9.4	9.1	
260 to 499	26,675	27,042	26,909	28,083	27,909	28,616	28,135	26,500	25,884	26,490	22,416			29.5	26.8	25.1	25.1	23.1	21.4	21.7
500 to 999	11,266	10,685	10,539	10,805	10,570	10,490	10,260	9,489	9,744	13,128	6,052	2,315	666	12.5	10.6	9.8	9.7	8.7	7.8	7.9
1,000 or more acres	8,037	7,611	7,296	7,214	6,697	6,324	5,974	5,380	5,914	3,867	2,364	530	118	8.9	7.5	6.8	6.5	5.5	4.7	4.6
Kansas	104,347	120,167	131,394	141,192	156,327	174,589	166,042	165,879	165,286	177,841	173,098	166,617	138,561	100.0	100.0	100.0	100.0	100.0	100.0	100.0
Under 10 acres	2,952	6,542	7,861	8,419	7,564	9,531	6,728	5,343	4,042	4,441	3,598	1,296	1,059	2.8	5.4	6.0	6.0	4.8	5.5	4.1
Under 3	1,202	2,551	1,814	1,053	406	351	1,145	88	313	220	690	NA	62	1.2	2.1	1.4	0.7	0.4	0.2	0.7
3 to 9	1,750	3,991	6,047	7,366	7,158	9,180	5,583	5,255	3,729	4,221	2,908	NA	997	1.7	3.3	4.6	5.2	4.6	5.3	3.4
10 to 49	7,610	8,810	11,008	12,274	13,514	16,618	13,540	13,299	11,565	14,339	15,677	10,771	11,197	7.3	7.3	8.4	8.7	8.6	9.5	8.2
50 to 69	2,149	2,534	11,973	2,776	3,514	4,597	19,226	20,786	20,287	26,151	32,103	34,782	31,078	2.1	2.1	9.1	2.0	2.2	2.6	11.6
70 to 99	6,552	7,701		10,478	13,880	16,577								6.3	6.4		7.4	8.9	9.5	
100 to 139	4,608	5,474	23,958	7,283	9,586	11,995	68,401	73,297	75,587	84,379	81,084	114,881	93,823	4.4	4.6	18.2	5.2	6.1	6.9	41.2
140 to 179	11,149	14,407		22,022	28,810	33,305								10.7	12.0		15.6	18.4	19.1	
180 to 219	4,549	5,957	17,605	7,815	8,951	10,532								4.4	5.0	13.4	5.5	5.7	6.0	
220 to 259	7,020	9,071		11,431	12,539	13,525								6.7	7.5		8.1	8.0	7.7	
260 to 499	27,978	32,069	33,874	35,198	36,298	37,790	38,385	37,171	37,504	34,696	28,182			26.8	26.7	25.8	24.9	23.2	21.6	23.1
500 to 999	19,710	18,890	17,456	16,663	15,635	15,025	15,055	12,269	12,127	10,475	8,895	3,831	1,169	18.9	15.7	13.3	11.8	10.0	8.6	9.1
1,000 or more acres	10,070	8,712	7,659	6,833	6,036	5,094	4,707	3,714	4,174	3,360	3,559	1,056	235	9.7	7.2	5.8	4.8	3.9	2.9	2.8

See footnotes at end of table.

Table 13.–NUMBER OF FARMS BY SIZE OF FARM, BY STATES: 1880 TO 1959–Continued

[Summary data by size groups for the United States, the North, the South, and the West are in Table 7]

State and size group	Number of farms													Percent distribution						
	1959	1954	1950	1945	1940	1935	1930	1925	1920	1910	1900	1890	1880	1959	1954	1950	1945	1940	1935	1930
SOUTH ATLANTIC																				
Delaware.....	5,208	6,297	7,448	9,296	8,994	10,381	9,707	10,257	10,140	10,836	9,687	9,381	8,749	100.0	100.0	100.0	100.0	100.0	100.0	100.0
Under 10 acres.....	568	691	873	1,281	787	903	597	693	503	704	330	423	315	10.9	11.0	11.7	13.8	8.8	8.7	6.2
Under 3.....	224	178	246	362	115	64	39	5	22	32	38	NA	4	4.3	2.8	3.3	3.9	1.3	0.6	0.4
3 to 9.....	344	513	627	919	672	839	558	688	481	672	292	NA	311	6.6	8.1	8.4	9.9	7.5	8.1	5.7
10 to 49.....	1,200	1,559	1,948	2,490	2,464	3,064	2,784	3,142	2,905	2,819	2,115	1,938	1,689	23.0	24.8	26.2	26.8	27.4	29.5	28.7
50 to 69.....	493	597	1,661	999	1,095	1,296	2,815	2,909	2,952	2,977	2,610	2,357	2,039	9.5	9.5	22.3	10.7	12.2	12.5	29.0
70 to 99.....	580	747		1,182	1,309	1,607								11.1	11.9		12.7	14.6	15.5	
100 to 139.....	637	778	1,596	1,194	1,326	1,463	3,081	3,157	3,373	3,843	4,056	4,585	4,631	12.2	12.4	21.4	12.8	14.7	14.1	31.7
140 to 179.....	428	556		788	791	881								8.2	8.8		8.5	8.8	8.5	
180 to 219.....	341	396	704	460	468	513								6.5	6.3	9.5	4.9	5.2	4.9	
220 to 259.....	227	252		277	225	229								4.4	4.0		3.0	2.5	2.2	
260 to 499.....	504	534	503	498	431	363	371	300	355	435	500			9.7	8.5	6.8	5.4	4.8	3.5	3.8
500 to 999.....	182	148	127	100	73	52	51	52	47	52	71	76	66	3.5	2.4	1.7	1.1	0.8	0.5	0.5
1,000 or more acres.	48	39	36	27	25	10	8	4	5	6	5	2	9	0.9	0.6	0.5	0.3	0.3	0.1	0.1
Maryland.....	25,122	32,500	36,107	41,275	42,110	44,412	43,203	49,001	47,908	48,923	46,012	40,798	40,517	100.0	100.0	100.0	100.0	100.0	100.0	100.0
Under 10 acres.....	2,623	4,676	4,672	6,042	5,442	5,006	4,195	6,466	4,582	5,125	3,835	2,983	2,911	10.4	14.4	12.9	14.6	12.9	11.3	9.7
Under 3.....	882	1,079	795	767	169	233	414	111	185	148	442	NA	151	3.5	3.3	2.2	1.9	0.4	0.5	1.0
3 to 9.....	1,741	3,597	3,877	5,275	5,273	4,773	3,781	6,355	4,397	4,977	3,393	NA	2,760	6.9	11.1	10.7	12.8	12.5	10.7	8.8
10 to 49.....	6,008	8,179	9,552	10,978	11,629	12,600	12,065	14,452	13,894	13,736	11,998	9,576	9,241	23.9	25.2	26.5	26.6	27.6	28.4	27.9
50 to 69.....	2,102	2,690	7,193	3,947	4,155	4,519	9,521	10,264	10,452	9,946	9,307	8,011	7,768	8.4	8.3	19.9	9.6	9.9	10.2	22.0
70 to 99.....	2,582	3,288		4,478	4,753	5,110								10.3	10.1		10.8	11.3	11.5	
100 to 139.....	3,220	4,036	8,022	5,479	5,762	6,383	14,711	15,231	15,999	16,500	16,932	19,532	19,792	12.8	12.4	22.2	13.3	13.7	14.4	34.1
140 to 179.....	2,397	2,949		3,675	3,815	4,139								9.5	9.1		8.9	9.1	9.3	
180 to 219.....	1,693	1,983	3,451	2,280	2,354	2,441								6.7	6.1	9.6	5.5	5.6	5.5	
220 to 259.....	1,152	1,251		1,347	1,351	1,415								4.6	3.8		3.3	3.2	3.2	
260 to 499.....	2,468	2,616	2,460	2,409	2,360	2,326	2,252	2,212	2,523	3,027	3,270			9.8	8.0	6.8	5.8	5.6	5.2	5.2
500 to 999.....	716	659	624	539	395	398	389	334	392	506	591	613	728	2.9	2.0	1.7	1.3	0.9	0.9	0.9
1,000 or more acres.	161	173	133	101	94	75	70	42	66	83	79	83	77	0.6	0.5	0.4	0.2	0.2	0.2	0.2
Virginia.....	97,623	136,416	150,997	173,051	174,885	197,632	170,610	193,723	186,242	184,018	167,886	127,600	118,517	100.0	100.0	100.0	100.0	100.0	100.0	100.0
Under 10 acres.....	8,038	20,325	19,124	26,233	22,291	26,909	13,712	21,538	14,512	17,691	14,569	8,284	7,113	8.2	14.9	12.7	15.2	12.7	13.6	8.0
Under 3.....	2,526	3,482	2,043	3,126	719	559	544	128	435	227	1,671	NA	101	2.6	2.6	1.4	1.8	0.4	0.3	0.3
3 to 9.....	5,512	16,843	17,081	23,107	21,572	26,350	13,168	21,410	14,077	17,464	12,898	NA	7,012	5.6	12.3	11.3	13.4	12.3	13.3	7.7
10 to 49.....	28,914	44,313	50,861	57,553	61,148	70,664	61,207	73,004	67,774	64,445	53,978	33,274	28,985	29.6	32.5	33.7	33.3	35.0	35.8	35.9
50 to 69.....	10,240	13,446	32,795	18,843	19,031	22,029	40,242	42,165	42,714	38,342	33,948	24,667	22,194	10.5	9.9	21.7	10.9	10.9	11.1	23.6
70 to 99.....	11,428	14,692		18,266	19,008	21,016								11.7	10.8		10.6	10.9	10.6	
100 to 139.....	11,678	14,097	25,859	18,908	19,774	21,320	43,701	45,444	47,979	47,960	47,814	54,903	53,101	12.0	10.3	17.1	10.9	11.3	10.8	25.6
140 to 179.....	7,247	8,377		10,241	10,563	11,507								7.4	6.1		5.9	6.0	5.8	
180 to 219.....	4,988	5,522	10,131	6,844	7,177	7,649								5.1	4.0	6.7	4.0	4.1	3.9	
220 to 259.....	3,284	3,576		3,996	4,061	4,385								3.4	2.6		2.3	2.3	2.2	
260 to 499.....	7,721	8,185	8,522	8,673	8,569	8,847	8,600	8,531	9,633	11,138	12,377			7.9	6.0	5.6	5.0	4.9	4.5	5.0
500 to 999.....	3,087	2,884	2,877	2,726	2,575	2,615	2,483	2,418	2,833	3,450	4,100	5,077	5,561	3.2	2.1	1.9	1.6	1.5	1.3	1.5
1,000 or more acres.	998	999	828	768	688	691	665	623	797	992	1,100	1,395	1,563	1.0	0.7	0.5	0.4	0.4	0.3	0.4
West Virginia....	44,011	68,583	81,434	97,600	99,282	104,747	82,641	90,380	87,289	96,685	92,874	72,773	62,674	100.0	100.0	100.0	100.0	100.0	100.0	100.0
Under 10 acres.....	1,713	8,074	8,811	14,964	13,354	13,236	5,420	6,777	4,654	7,536	5,941	2,712	2,861	3.9	11.8	10.8	15.3	13.5	12.6	6.6
Under 3.....	633	1,159	1,034	2,132	958	131	426	182	201	117	599	NA	64	1.4	1.7	1.3	2.2	1.0	0.1	0.5
3 to 9.....	1,080	6,915	7,777	12,832	12,396	13,105	4,994	6,595	4,453	7,419	5,342	NA	2,797	2.5	10.1	9.6	13.1	12.5	12.5	6.0
10 to 49.....	11,373	20,036	24,716	29,818	31,179	32,348	22,699	26,467	23,911	28,186	26,446	16,049	11,951	25.8	29.2	30.4	30.6	31.4	30.9	27.5
50 to 69.....	5,238	8,130	20,950	11,961	12,872	13,827	23,990	26,228	25,587	26,806	25,529	19,857	14,461	11.9	11.9	25.7	12.3	13.0	13.2	29.0
70 to 99.....	6,227	8,681		11,839	12,442	13,733								14.1	12.7		12.1	12.5	13.1	
100 to 139.....	6,345	8,486	15,833	11,494	11,900	13,072	24,914	25,429	27,037	27,637	27,706	31,735	30,301	14.4	12.4	19.4	11.8	12.0	12.5	30.1
140 to 179.....	3,847	4,750		6,021	6,061	6,574								8.7	6.9		6.2	6.1	6.3	
180 to 219.....	2,517	3,114	5,536	3,768	3,815	4,070								5.7	4.5	6.8	3.9	3.8	3.9	
220 to 259.....	1,658	1,799		2,135	2,134	2,273								3.8	2.6		2.2	2.1	2.2	
260 to 499.....	3,475	3,811	3,973	4,105	4,098	4,183	4,169	4,132	4,492	4,767	5,127			7.9	5.6	4.9	4.2	4.1	4.0	5.0
500 to 999.....	1,236	1,308	1,257	1,171	1,100	1,121	1,113	1,042	1,227	1,316	1,511	1,727	2,255	2.8	1.9	1.5	1.2	1.1	1.1	1.3
1,000 or more acres.	382	394	358	324	327	310	336	305	381	437	614	693	845	0.9	0.6	0.4	0.3	0.3	0.3	0.4
North Carolina...	190,567	267,906	288,508	287,412	278,276	300,967	279,708	283,482	269,763	253,725	224,637	178,359	157,609	100.0	100.0	100.0	100.0	100.0	100.0	100.0
Under 10 acres.....	17,806	34,479	28,437	27,340	24,912	29,194	18,417	21,715	13,669	14,984	12,525	8,768	7,550	9.3	12.9	9.9	9.5	9.0	9.7	6.6
Under 3.....	4,593	5,391	2,582	3,187	1,033	974	430	313	388	116	1,202	NA	277	2.4	2.0	0.9	1.1	0.4	0.3	0.1
3 to 9.....	13,213	29,088	25,855	24,153	23,879	28,220	17,987	21,402	13,281	14,868	11,323	NA	7,273	6.9	10.9	9.0	8.4	8.6	9.4	6.4
10 to 49.....	81,112	126,001	140,907	137,118	126,817	137,774	136,978	138,149	124,906	103,869	80,572	56,149	47,462	42.6	47.0	48.8	47.7	45.6	45.8	49.0
50 to 69.....	24,261	31,778	67,111	39,332	39,335	41,024	72,673	68,129	68,903	62,157	55,028	40,340	34,007	12.7	11.9	23.3	13.7	14.1	13.6	26.0
70 to 99.....	22,351	27,612		31,188	32,398	34,613								11.7	10.3		10.9	11.7	11.5	
100 to 139.....	17,611	20,168	33,796	24,658	25,801	27,906	45,286	48,254	53,530	59,616	61,064	67,116	61,806	9.2	7.5	11.7	8.6	9.3	9.3	16.2
140 to 179.....	9,212	9,826		10,888	11,836	12,528								4.8	3.7		3.8	4.3	4.2	
180 to 219.....	5,502	5,702	9,455	6,089	6,507	6,764								2.9	2.1	3.3	2.1	2.3	2.2	
220 to 259.....	3,337	3,282		3,087	3,174	3,471								1.8	1.2		1.1	1.1	1.2	
260 to 499.....	6,664	6,458	6,343	5,813	5,675	5,836	4,930	5,525	6,646	9,625	11,224			3.5	2.4	2.2	2.0	2.0	1.9	1.8
500 to 999.....	2,041	1,905	1,861	1,522	1,447	1,441	1,121	1,347	1,629	2,669	3,275	4,518	5,063	1.1	0.7	0.6	0.5	0.5	0.5	0.4
1,000 or more acres.	670	695	598	377	374	416	303	363	480	805	949	1,468	1,721	0.4	0.3	0.2	0.1	0.1	0.1	0.1

See footnotes at end of table.

Table 13.—NUMBER OF FARMS BY SIZE OF FARM, BY STATES: 1880 TO 1959—Continued

[Summary data by size groups for the United States, the North, the South, and the West are in Table 7]

State and size group	Number of farms													Percent distribution						
	1959	1954	1950	1945	1940	1935	1930	1925	1920	1910	1900	1890	1880	1959	1954	1950	1945	1940	1935	1930
SOUTH ATLANTIC—Continued																				
South Carolina...	78,172	124,203	139,364	147,745	137,558	165,504	157,931	172,767	192,693	176,434	155,355	115,008	93,864	100.0	100.0	100.0	100.0	100.0	100.0	100.0
Under 10 acres.....	6,714	15,792	12,582	16,102	10,507	17,673	11,912	13,707	10,778	14,271	14,268	8,551	7,153	8.6	12.7	9.0	10.9	7.6	10.7	7.5
Under 3.....	1,540	1,459	856	1,975	88	401	297	28	299	53	1,193	NA	118	2.0	1.2	0.6	1.3	0.1	0.2	0.2
3 to 9.....	5,174	14,333	11,726	14,127	10,419	17,272	11,615	13,679	10,479	14,218	13,075	NA	7,035	6.6	11.5	8.4	9.6	7.6	10.4	7.4
10 to 49.....	34,483	60,483	70,817	74,084	65,440	77,119	87,301	102,505	114,940	94,296	73,212	54,759	40,036	44.1	48.7	50.8	50.1	47.6	46.6	55.3
50 to 69.....	8,349	12,365	28,150	17,496	18,150	21,013	33,318	30,996	37,530	33,147	29,944	17,941	13,612	10.7	10.0	20.2	11.8	13.2	12.7	21.1
70 to 99.....	7,449	10,381		12,604	13,897	16,121								9.5	8.4		8.5	10.1	9.7	
100 to 139.....	6,412	8,537	15,183	10,831	12,120	14,081								8.2	6.9	10.9	7.3	8.8	8.5	
140 to 179.....	3,739	4,686		5,237	5,726	6,684	20,367	20,392	23,766	26,591	28,398			4.8	3.8		3.5	4.2	4.0	12.9
180 to 219.....	2,341	2,720	5,051	3,264	3,433	3,985						29,347	27,735	3.0	2.2	3.6	2.2	2.5	2.4	
220 to 259.....	1,565	1,806		1,757	1,966	2,104								2.0	1.5		1.2	1.4	1.3	
260 to 499.....	4,105	4,342	4,558	3,998	4,235	4,568	3,408	3,477	3,752	5,375	6,209			5.3	3.5	3.3	2.7	3.1	2.8	2.2
500 to 999.....	1,986	2,011	2,025	1,624	1,438	1,549	1,167	1,203	1,343	1,942	2,314	3,083	3,693	2.5	1.6	1.5	1.1	1.0	0.9	0.7
1,000 or more acres.	1,029	1,080	998	748	646	607	458	487	584	812	1,010	1,327	1,635	1.3	0.9	0.7	0.5	0.5	0.4	0.3
Georgia.....	106,350	165,523	198,191	225,897	216,033	250,544	255,598	249,095	310,732	291,027	224,691	171,071	138,626	100.0	100.0	100.0	100.0	100.0	100.0	100.0
Under 10 acres.....	6,867	14,990	12,185	15,301	7,884	9,873	8,313	8,425	6,365	8,700	6,055	4,438	3,211	6.5	9.1	6.1	6.8	3.6	3.9	3.3
Under 3.....	2,369	2,500	1,326	3,439	433	405	1,041	93	211	98	451	NA	101	2.2	1.5	0.7	1.5	0.2	0.2	0.4
3 to 9.....	4,498	12,490	10,859	11,862	7,451	9,468	7,272	8,332	6,154	8,602	5,604	NA	3,110	4.2	7.5	5.5	5.3	3.4	3.8	2.8
10 to 49.....	27,930	51,958	66,980	81,121	72,530	91,457	114,886	113,564	155,075	138,361	86,709	66,155	45,218	26.3	31.4	33.8	35.9	33.6	36.5	44.9
50 to 69.....	11,773	20,596	52,474	35,643	34,898	39,874	69,751	64,638	81,112	68,510	52,251	32,316	26,054	11.1	12.4	26.5	15.8	16.2	15.9	27.3
70 to 99.....	12,091	18,546		26,309	28,669	31,269								11.4	11.2		11.6	13.3	12.5	
100 to 139.....	12,954	18,537	35,220	26,550	28,607	32,251								12.2	11.2	17.8	11.8	13.2	12.9	
140 to 179.....	7,993	10,543		12,575	13,872	14,666	50,829	49,414	55,044	58,711	60,307			7.5	6.4		5.6	6.4	5.9	19.9
180 to 219.....	5,725	7,272	13,038	8,506	9,390	10,213						59,343	53,635	5.4	4.4	6.6	3.8	4.3	4.1	
220 to 259.....	3,761	4,627		4,440	4,945	5,282								3.5	2.8		2.0	2.3	2.1	
260 to 499.....	9,834	10,655	11,147	9,832	10,242	10,742	8,180	8,820	8,892	11,274	12,793			9.2	6.4	5.6	4.3	4.7	4.3	3.2
500 to 999.....	4,917	5,038	4,647	3,857	3,585	3,587	2,722	3,084	3,091	3,950	4,718	6,061	7,017	4.6	3.0	2.3	1.7	1.7	1.4	1.1
1,000 or more acres.	2,505	2,761	2,500	1,763	1,411	1,330	917	1,150	1,153	1,521	1,858	2,758	3,491	2.4	1.7	1.3	0.8	0.7	0.5	0.4
Florida.....	45,100	57,543	56,921	61,159	62,248	72,857	58,966	59,217	54,005	50,016	40,814	34,228	23,438	100.0	100.0	100.0	100.0	100.0	100.0	100.0
Under 10 acres.....	8,648	10,453	9,067	11,541	9,746	14,752	8,423	7,923	4,193	4,065	2,876	2,565	1,370	19.2	18.2	15.9	18.9	15.7	20.2	14.3
Under 3.....	3,357	2,140	1,689	2,579	946	2,168	1,220	727	402	307	584	NA	69	7.4	3.7	3.0	4.2	1.5	3.0	2.1
3 to 9.....	5,291	8,313	7,378	8,962	8,800	12,584	7,203	7,196	3,791	3,758	2,292	NA	1,301	11.7	14.4	13.0	14.7	14.1	17.3	12.2
10 to 49.....	15,660	21,566	22,072	24,928	29,160	35,398	29,225	29,496	25,747	22,188	17,134	15,044	10,096	34.7	37.5	38.8	40.8	46.8	48.6	49.6
50 to 69.....	2,764	3,721	9,909	4,301	4,564	4,666	10,549	10,103	10,846	9,999	7,874	6,353	4,381	6.1	6.5	17.4	7.0	7.3	6.4	17.9
70 to 99.....	3,617	4,946		6,048	6,508	6,618								8.0	8.6		9.9	10.5	9.1	
100 to 139.....	3,023	3,846	7,056	4,008	3,926	3,731								6.7	6.7	12.4	6.6	6.3	5.1	
140 to 179.....	2,311	2,930		3,055	2,896	2,971	8,330	9,015	10,227	10,767	10,199			5.1	5.1		5.0	4.6	4.1	14.1
180 to 219.....	1,548	1,760	2,830	1,552	1,396	1,299						9,381	6,562	3.4	3.1	5.0	2.5	2.2	1.8	
220 to 259.....	1,135	1,227		1,035	874	789								2.5	2.1		1.7	1.4	1.1	
260 to 499.....	2,905	3,182	2,774	2,313	1,773	1,621	1,559	1,719	1,887	1,956	1,844			6.4	5.5	4.9	3.8	2.8	2.2	2.6
500 to 999.....	1,725	1,840	1,478	1,105	753	588	568	596	707	670	609	581	652	3.8	3.2	2.6	1.8	1.2	0.8	1.0
1,000 or more acres.	1,764	2,072	1,735	1,273	652	424	312	365	398	371	278	304	377	3.9	3.6	3.0	2.1	1.0	0.6	0.5
EAST SOUTH CENTRAL																				
Kentucky.....	150,986	193,487	218,476	238,501	252,894	278,298	246,499	258,524	270,626	259,185	234,667	179,264	166,453	100.0	100.0	100.0	100.0	100.0	100.0	100.0
Under 10 acres.....	13,752	25,239	24,454	31,876	31,063	36,578	21,368	25,519	24,494	22,092	16,135	8,718	7,072	9.1	13.0	11.2	13.4	12.3	13.1	8.7
Under 3.....	4,646	4,989	2,815	4,061	552	649	535	526	1,544	315	1,175	NA	313	3.1	2.6	1.3	1.7	0.2	0.2	0.2
3 to 9.....	9,106	20,250	21,639	27,815	30,511	35,929	20,833	24,993	22,950	21,777	14,960	NA	6,759	6.0	10.5	9.9	11.7	12.1	12.9	8.5
10 to 49.....	37,271	55,799	66,582	72,796	84,052	99,844	85,999	93,573	98,042	91,917	78,619	45,169	44,401	24.7	28.8	30.5	30.5	33.2	35.9	34.9
50 to 69.....	17,845	22,765	58,229	30,387	32,105	34,906	67,210	69,155	71,200	65,778	60,435	46,301	40,594	11.8	11.8	26.7	12.7	12.7	12.5	27.3
70 to 99.....	21,628	26,109		31,667	33,593	35,534								14.3	13.5		13.3	13.3	12.8	
100 to 139.....	21,639	25,007	44,262	31,828	32,490	32,718								14.3	12.9	20.3	13.3	12.8	11.8	
140 to 179.....	12,887	13,882		15,852	15,902	15,921	62,778	61,487	66,731	67,449	66,044			8.5	7.2		6.6	6.3	5.7	25.5
180 to 219.....	8,428	8,517	14,010	9,432	9,100	8,931						74,818	69,472	5.6	4.4	6.4	4.0	3.6	3.2	
220 to 259.....	4,806	4,813		4,596	4,597	4,352								3.2	2.5		1.9	1.8	1.6	
260 to 499.....	9,734	8,888	8,691	8,036	8,018	7,656	7,437	7,073	8,103	9,324	10,406			6.4	4.6	4.0	3.4	3.2	2.8	3.0
500 to 999.....	2,468	2,010	1,843	1,689	1,594	1,525	1,407	1,428	1,690	2,181	2,470	3,330	3,802	1.6	1.0	0.8	0.7	0.6	0.5	0.6
1,000 or more acres.	528	458	405	342	380	333	300	289	366	444	558	928	1,112	0.3	0.2	0.2	0.1	0.2	0.1	0.1
Tennessee.....	157,688	203,149	231,631	234,431	247,617	273,783	245,657	252,669	252,774	246,012	224,623	174,412	165,650	100.0	100.0	100.0	100.0	100.0	100.0	100.0
Under 10 acres.....	14,867	26,041	24,212	27,116	26,688	28,283	14,447	18,240	12,487	14,856	11,025	6,844	6,041	9.4	12.8	10.5	11.6	10.8	10.3	5.9
Under 3.....	4,287	4,932	2,366	2,424	284	142	380	200	292	143	1,123	NA	220	2.7	2.4	1.0	1.0	0.1	0.1	0.2
3 to 9.....	10,580	21,109	21,846	24,692	26,404	28,141	14,067	18,040	12,195	14,713	9,902	NA	5,821	6.7	10.4	9.4	10.5	10.7	10.3	5.7
10 to 49.....	52,746	73,254	90,477	89,796	99,736	119,150	109,803	113,944	111,965	104,697	86,959	52,311	52,118	33.5	36.1	39.1	38.3	40.3	43.5	44.7
50 to 69.....	18,459	23,285	57,782	29,848	31,020	34,520	63,382	63,000	64,940	60,105	57,265	43,328	39,541	11.7	11.5	24.9	12.7	12.5	12.6	25.8
70 to 99.....	20,008	24,458		28,732	30,290	31,930								12.7	12.0		12.3	12.2	11.7	
100 to 139.....	18,281	21,422	37,414	25,924	26,083	26,848								11.6	10.5	16.2	11.1	10.5	9.8	
140 to 179.....	10,667	11,996		12,866	13,320	13,349	50,108	49,824	54,449	55,694	57,584			6.8	5.9		5.5	5.4	4.9	20.4
180 to 219.....	6,790	7,252	11,556	7,366	7,342	7,279						68,076	63,315	4.3	3.6	5.0	3.1	3.0	2.7	
220 to 259.....	4,165	4,159		3,796	4,070	3,852								2.6	2.0		1.6	1.6	1.4	
260 to 499.....	8,528	8,488	7,850	7,039	7,131	6,805	6,344	6,161	7,006	8,301	9,166			5.4	4.2	3.4	3.0	2.9	2.5	2.6
500 to 999.....	2,485	2,173	1,895	1,660	1,590	1,458	1,312	1,222	1,524	1,878	2,058	3,046	3,549	1.6	1.1	0.8	0.7	0.6	0.5	0.5
1,000 or more acres.	692	621	445	288	347	309	261	273	403	481	566	807	1,086	0.4	0.3	0.2	0.1	0.1	0.1	0.1

See footnotes at end of table.

Table 13.—NUMBER OF FARMS BY SIZE OF FARM, BY STATES: 1880 TO 1959—Continued

[Summary data by size groups for the United States, the North, the South, and the West are in Table 7]

State and size group	Number of farms													Percent distribution						
	1959	1954	1950	1945	1940	1935	1930	1925	1920	1910	1900	1890	1880	1959	1954	1950	1945	1940	1935	1930
EAST SOUTH CENTRAL—Continued																				
Alabama	115,788	176,956	211,512	223,369	231,746	273,455	257,395	237,631	256,099	262,901	223,220	157,772	135,864	100.0	100.0	100.0	100.0	100.0	100.0	100.0
Under 10 acres	7,656	18,192	17,366	23,034	12,502	19,110	10,730	9,909	9,192	13,743	10,777	5,127	3,874	6.6	10.3	8.2	10.3	5.4	7.0	4.2
Under 3	2,066	1,532	1,370	6,480	167	305	404	102	316	130	768	NA	277	1.8	0.9	0.6	2.9	0.1	0.1	0.2
3 to 9	5,590	16,660	15,996	16,554	12,335	18,805	10,326	9,807	8,876	13,613	10,009	NA	3,597	4.8	9.4	7.6	7.4	5.3	6.9	4.0
10 to 49	43,658	71,448	94,063	98,391	110,932	142,419	143,148	130,292	137,397	134,956	101,650	63,865	54,776	37.7	40.4	44.5	44.0	47.9	52.1	55.6
50 to 69	11,766	18,185	50,495	25,153	26,544	28,555	59,817	53,667	57,404	55,448	47,745	30,414	26,447	10.2	10.3	23.9	11.3	11.5	10.4	23.2
70 to 99	14,759	21,844		28,628	31,229	32,097								12.7	12.3		12.8	13.5	11.7	
100 to 139	11,393	15,238	28,135	18,934	20,186	20,957								9.8	8.6	13.3	8.5	8.7	7.7	
140 to 179	7,100	9,248		10,337	11,501	11,621	36,274	36,140	42,532	47,495	49,672	52,736	44,254	6.1	5.2		4.6	5.0	4.2	14.1
180 to 219	4,307	5,493	8,822	5,427	5,887	5,994								3.7	3.1	4.2	2.4	2.5	2.2	
220 to 259	2,865	3,352		2,978	3,182	3,250								2.5	1.9		1.3	1.4	1.2	
260 to 499	6,913	7,998	7,565	6,579	6,594	6,471	5,259	5,356	6,701	8,161	9,632			6.0	4.5	3.6	2.9	2.8	2.4	2.0
500 to 999	3,317	3,593	3,206	2,513	2,148	2,067	1,527	1,616	1,991	2,276	2,788	4,054	4,645	2.9	2.0	1.5	1.1	0.9	0.8	0.6
1,000 or more acres	2,054	2,365	1,860	1,395	1,041	914	640	651	882	822	956	1,576	1,868	1.8	1.3	0.9	0.6	0.4	0.3	0.2
Mississippi	138,142	215,915	251,383	263,528	291,092	311,683	312,663	257,228	272,101	274,382	220,803	144,318	101,772	100.0	100.0	100.0	100.0	100.0	100.0	100.0
Under 10 acres	10,674	26,939	24,229	19,609	18,537	19,333	14,764	11,381	8,259	11,372	6,741	2,934	2,420	7.7	12.5	9.6	7.4	6.4	6.2	4.7
Under 3	2,044	1,492	1,215	1,175	179	211	405	48	147	240	499	NA	84	1.5	0.7	0.5	0.4	0.1	0.1	0.1
3 to 9	8,630	25,447	23,014	18,434	18,358	19,122	14,359	11,333	8,112	11,132	6,242	NA	2,336	6.2	11.8	9.2	7.0	6.3	6.1	4.6
10 to 49	54,372	99,709	129,721	149,262	176,922	198,954	211,267	167,866	174,489	168,237	121,463	66,414	38,772	39.4	46.2	51.6	56.6	60.8	63.8	67.6
50 to 69	11,937	17,189	47,095	20,989	21,399	19,728	44,584	36,755	41,900	44,645	39,469	26,118	19,318	8.6	8.0	18.7	8.0	7.4	6.3	14.3
70 to 99	17,135	22,502		25,437	26,281	24,954								12.4	10.4		9.7	9.0	8.0	
100 to 139	13,298	16,250	28,753	17,773	18,015	17,613								9.6	7.5	11.4	6.7	6.2	5.7	
140 to 179	8,784	10,347		10,878	11,234	11,281	34,256	32,907	37,771	40,304	41,711	43,656	35,493	6.4	4.8		4.1	3.9	3.6	11.0
180 to 219	4,782	5,401	8,840	5,372	5,345	5,542								3.5	2.5	3.5	2.0	1.8	1.8	
220 to 259	3,176	3,600		3,084	3,232	3,436								2.3	1.7		1.2	1.1	1.1	
260 to 499	7,804	8,144	7,713	6,874	6,645	7,212	5,528	5,782	6,777	6,983	8,099			5.6	3.8	3.1	2.6	2.3	2.3	1.8
500 to 999	3,730	3,662	3,299	2,796	2,420	2,626	1,649	1,811	2,040	2,061	2,461	3,542	3,936	2.7	1.7	1.3	1.1	0.8	0.8	0.5
1,000 or more acres	2,450	2,172	1,733	1,454	1,062	1,004	615	726	865	780	859	1,654	1,833	1.8	1.0	0.7	0.6	0.4	0.3	0.2
WEST SOUTH CENTRAL																				
Arkansas	95,007	145,076	182,429	198,769	216,674	253,013	242,334	221,991	232,604	214,678	178,694	124,760	94,433	100.0	100.0	100.0	100.0	100.0	100.0	100.0
Under 10 acres	5,998	15,000	16,349	21,353	19,102	19,488	9,395	8,197	5,662	6,384	4,474	1,921	2,167	6.3	10.3	9.0	10.7	8.8	7.7	3.9
Under 3	1,438	2,081	1,240	5,207	2,477	2,623	477	50	229	114	529	NA	97	1.5	1.4	0.7	2.6	1.1	1.0	0.2
3 to 9	4,560	12,919	15,109	16,146	16,625	16,865	8,918	8,147	5,433	6,270	3,945	NA	2,070	4.8	8.9	8.3	8.1	7.7	6.7	3.7
10 to 49	26,103	51,088	71,410	85,549	95,066	129,084	137,447	121,109	122,719	104,858	75,523	39,811	30,062	27.5	35.2	39.1	43.0	43.9	51.0	56.7
50 to 69	6,830	10,674	40,121	14,733	17,030	19,924	49,921	46,778	50,619	45,373	38,595	28,221	21,787	7.2	7.4	22.0	7.4	7.9	7.9	20.6
70 to 99	13,062	18,885		26,446	31,061	33,250								13.7	13.0		13.3	14.3	13.1	
100 to 139	10,829	14,365	30,537	17,618	19,917	20,174								11.4	9.9	16.7	8.9	9.2	8.0	
140 to 179	8,108	10,210		12,340	14,434	14,309	39,157	39,460	46,248	50,488	52,576	52,532	37,976	8.5	7.0		6.2	6.7	5.7	16.2
180 to 219	5,114	5,962	10,775	6,141	6,374	5,736								5.4	4.1	5.9	3.1	2.9	2.3	
220 to 259	3,798	4,184		3,656	3,851	3,238								4.0	2.9		1.8	1.8	1.3	
260 to 499	8,974	9,289	8,835	7,504	7,081	5,767	4,985	4,903	5,759	6,014	5,871			9.4	6.4	4.8	3.8	3.3	2.3	2.1
500 to 999	4,272	3,774	3,148	2,472	2,034	1,529	1,091	1,173	1,195	1,163	1,239	1,654	1,793	4.5	2.6	1.7	1.2	0.9	0.6	0.5
1,000 or more acres	1,919	1,645	1,254	957	724	514	338	371	402	398	416	621	648	2.0	1.1	0.7	0.5	0.3	0.2	0.1
Louisiana	74,438	111,127	124,181	129,295	150,007	170,216	161,445	132,450	135,463	120,546	115,969	69,294	48,292	100.0	100.0	100.0	100.0	100.0	100.0	100.0
Under 10 acres	7,900	16,531	15,193	12,525	12,508	15,456	10,262	7,988	4,427	7,015	5,722	2,196	1,948	10.6	14.9	12.2	9.7	8.3	9.1	6.4
Under 3	2,933	1,656	1,790	1,878	352	959	689	287	343	344	992	NA	100	3.9	1.5	1.4	1.5	0.2	0.6	0.4
3 to 9	4,967	14,875	13,403	10,647	12,156	14,497	9,573	7,701	4,084	6,671	4,730	NA	1,848	6.7	13.4	10.8	8.2	8.1	8.5	5.9
10 to 49	33,750	55,415	67,910	76,808	96,467	110,968	111,068	85,719	86,952	68,630	64,682	32,418	19,334	45.3	49.9	54.7	59.4	64.3	65.2	68.8
50 to 69	6,714	8,956	20,206	10,342	10,855	11,855	22,550	19,880	21,715	20,248	18,179	11,271	8,501	9.0	8.1	16.3	8.0	7.2	7.0	14.0
70 to 99	7,039	9,135		10,224	11,059	11,766								9.5	8.2		7.9	7.3	6.9	
100 to 139	5,198	6,369	10,429	6,569	6,884	7,513								7.0	5.7	8.4	5.1	4.6	4.4	
140 to 179	3,224	3,683		3,831	3,961	4,207	13,405	14,305	17,095	18,326	20,472	20,109	15,031	4.3	3.3		3.0	2.6	2.5	8.3
180 to 219	2,024	2,189	3,623	2,050	2,004	2,166								2.7	2.0	2.9	1.6	1.3	1.3	
220 to 259	1,338	1,464		1,206	1,213	1,271								1.8	1.3		0.9	0.8	0.7	
260 to 499	3,536	3,803	3,653	3,166	2,876	2,945	2,511	2,738	3,232	3,761	4,176			4.8	3.4	2.9	2.4	1.9	1.7	1.6
500 to 999	2,189	2,050	1,836	1,531	1,322	1,252	979	1,111	1,247	1,548	1,688	2,023	2,159	2.9	1.8	1.5	1.2	0.9	0.7	0.6
1,000 or more acres	1,526	1,532	1,331	1,043	858	817	670	709	795	1,018	1,050	1,277	1,319	2.1	1.4	1.1	0.8	0.6	0.5	0.4
Oklahoma	94,676	118,979	142,246	164,790	179,687	213,325	203,866	197,218	191,988	190,192	108,000	8,826	...	100.0	100.0	100.0	100.0	100.0	100.0	100.0
Under 10 acres	2,907	7,265	7,801	15,140	8,709	7,894	5,271	3,748	2,036	2,079	2,073	1	...	3.1	6.1	5.5	9.2	4.8	3.7	2.6
Under 3	1,295	2,049	1,602	5,169	359	226	954	59	167	104	388	NA	...	1.4	1.7	1.1	3.1	0.2	0.1	0.5
3 to 9	1,612	5,216	6,199	9,971	8,350	7,668	4,317	3,689	1,869	1,975	1,685	NA	...	1.7	4.4	4.4	6.1	4.6	3.6	2.1
10 to 49	11,294	16,989	21,858	25,600	31,184	43,917	39,956	41,518	36,546	36,568	24,048	27	...	11.9	14.3	15.4	15.5	17.4	20.6	19.6
50 to 69	3,375	4,731	22,525	7,435	10,219	14,599	48,362	47,375	43,452	39,002	16,300	192	...	3.6	4.0	15.8	4.5	5.7	6.8	23.7
70 to 99	8,382	11,548		19,966	26,368	34,479								8.9	9.7		12.1	14.7	16.2	
100 to 139	6,791	8,670	36,429	13,235	17,035	20,062								7.2	7.3	25.6	8.0	9.5	9.4	
140 to 179	13,516	18,158		31,344	37,728	47,277	82,250	80,067	82,492	91,264	54,985	8,289	...	14.3	15.3		19.0	21.0	22.2	40.3
180 to 219	4,639	5,902	15,609	7,539	7,929	8,320								4.9	5.0	11.0	4.6	4.4	3.9	
220 to 259	5,401	6,898		7,947	7,990	7,893								5.7	5.8		4.8	4.4	3.7	
260 to 499	20,527	23,354	24,676	24,752	22,755	21,162	20,704	19,201	21,405	17,734	7,204			21.7	19.6	17.3	15.0	12.7	9.9	10.2
500 to 999	11,936	10,584	9,302	8,310	6,979	5,647	5,490	4,054	4,566	2,688	1,937	300	...	12.6	8.9	6.5	5.0	3.9	2.6	2.7
1,000 or more acres	5,908	4,880	4,046	3,522	2,791	2,075	1,833	1,255	1,491	857	1,453	17	...	6.2	4.1	2.8	2.1	1.6	1.0	0.9
Texas	227,071	292,947	331,567	384,977	418,002	501,017	495,489	465,646	436,033	417,770	352,190	228,126	174,184	100.0	100.0	100.0	100.0	100.0	100.0	100.0
Under 10 acres	10,853	26,101	25,825	42,064	29,367	24,350	14,902	12,056	7,892	9,480	8,087	3,494	3,588	4.8	8.9	7.8	10.9	7.0	4.9	3.0
Under 3	4,157	5,801	4,028	12,275	4,416	1,741	2,261	474	793	411	1,302	NA	34	1.8	2.0	1.2	3.2	1.1	0.3	0.5
3 to 9	6,696	20,300	21,797	29,789	24,951	22,609	12,641	11,582	7,099	9,069	6,785	NA	3,554	2.9	6.9	6.6	7.7	6.0	4.5	2.6
10 to 49	34,539	53,557	66,335	80,961	97,199	141,770	151,866	152,894	128,373	118,474	118,770	76,736	60,455	15.2	18.3	20.0	21.0	23.3	28.3	30.6
50 to 69	14,681	20,706	58,020	33,760	41,750	55,354	123,482	120,983	119,427	112,237	88,537	46,652	29,539	6.5	7.1	17.5	8.8	10.0	11.0	24.9
70 to 99	18,917	25,533		38,104	47,824	59,769								8.3	8.7		9.9	11.4	11.9	
100 to 139	22,792	30,033	68,523	44,926	52,580	63,717								10.0	10.3	20.7	11.7	12.6	12.7	
140 to 179	19,795	25,806		35,825	41,562	49,214	145,792	131,184	128,913	126,438	95,392	87,112	70,821	8.7	8.8		9.3	9.9	9.8	29.4
180 to 219	13,693	16,647	32,423	20,593	21,928	23,489								6.0	5.7	9.8	5.3	5.2	4.7	
220 to 259	10,301	12,340		13,046	13,672	13,995								4.5	4.2		3.4	3.3	2.8	
260 to 499	37,726	40,752	40,963	39,327	38,736	37,705	33,235	26,803	27,452	27,185	20,001			16.6	13.9	12.4	10.2	9.3	7.5	6.7
500 to 999	23,668	22,652	21,436	19,646	18,283	17,313	14,331	11,725	12,709	12,833	10,183	8,717	5,988	10.4	7.7	6.5	5.1	4.4	3.5	2.9
1,000 or more acres	20,106	18,820	18,042	16,725	15,101	14,341	11,881	10,001	11,267	11,123	11,220	5,415	3,793	8.9	6.4	5.4	4.3	3.6	2.9	2.4

See footnotes at end of table.

Table 13.—NUMBER OF FARMS BY SIZE OF FARM, BY STATES: 1880 TO 1959—Continued

[Summary data by size groups for the United States, the North, the South, and the West are in Table 7]

State and size group	Number of farms													Percent distribution						
	1959	1954	1950	1945	1940	1935	1930	1925	1920	1910	1900	1890	1880	1959	1954	1950	1945	1940	1935	1930
MOUNTAIN																				
Montana	28,959	33,061	35,085	37,747	41,823	50,564	47,495	46,904	57,677	26,214	13,370	5,603	1,519	100.0	100.0	100.0	100.0	100.0	100.0	100.0
Under 10 acres	675	1,455	1,236	1,508	1,466	1,601	1,000	685	496	503	535	11	12	2.3	4.4	3.5	4.0	3.5	3.2	2.1
Under 3	224	541	267	205	145	340	254	206	97	274	417	NA	...	0.8	1.6	0.8	0.5	0.3	0.7	0.5
3 to 9	451	914	969	1,303	1,321	1,261	746	479	399	229	118	NA	12	1.6	2.8	2.8	3.5	3.2	2.5	1.6
10 to 49	1,690	1,893	2,225	2,511	2,976	3,107	2,087	1,708	1,713	1,208	517	67	75	5.8	5.7	6.3	6.7	7.1	6.1	4.4
50 to 69	397	483	2,005	466	615	651	2,161	1,972	2,141	1,260	563	190	63	1.4	1.5	5.7	1.2	1.5	1.3	4.5
70 to 99	956	1,209		1,661	2,229	2,269								3.3	3.7		4.4	5.3	4.5	
100 to 139	889	1,106	3,655	1,355	1,507	1,577	8,047	9,002	12,147	12,118	6,491	4,538	1,256	3.1	3.3	10.4	3.6	3.6	3.1	16.9
140 to 179	1,562	2,002		2,849	3,838	5,104								5.4	6.1		7.5	9.2	10.0	
180 to 219	717	879	1,925	984	1,050	1,178								2.5	2.7	5.5	2.6	2.5	2.3	
220 to 259	690	842		943	1,096	1,310								2.4	2.5		2.5	2.6	2.6	
260 to 499	3,531	4,231	4,785	5,865	7,817	11,354	11,432	16,146	23,576	6,773	2,718			12.2	12.8	13.6	15.5	18.7	22.5	24.1
500 to 999	4,671	5,553	6,200	6,852	8,614	11,628	12,267	11,467	11,982	2,353	1,257	518	93	16.1	16.8	17.7	18.2	20.6	23.0	25.8
1,000 or more acres	13,181	13,408	13,054	12,753	10,615	10,785	10,501	5,924	5,622	1,999	1,289	279	20	45.5	40.6	37.2	33.8	25.4	21.3	22.1
Idaho	33,670	38,740	40,284	41,498	43,663	45,113	41,674	40,592	42,106	30,807	17,471	6,603	1,885	100.0	100.0	100.0	100.0	100.0	100.0	100.0
Under 10 acres	2,625	4,323	3,743	4,267	4,088	3,492	2,681	1,921	1,513	1,064	537	47	11	7.8	11.2	9.3	10.3	9.4	7.7	6.4
Under 3	799	1,395	471	744	402	438	547	185	332	189	349	NA	...	2.4	3.6	1.2	1.8	0.9	1.0	1.3
3 to 9	1,826	2,928	3,272	3,523	3,686	3,054	2,134	1,736	1,181	875	188	NA	11	5.4	7.6	8.1	8.5	8.4	6.8	5.1
10 to 49	6,013	7,116	8,204	8,745	9,943	10,684	9,028	9,480	8,223	4,989	1,745	374	229	17.9	18.4	20.4	21.1	22.8	23.7	21.7
50 to 69	1,554	2,032	8,952	2,282	2,378	2,399	9,010	8,625	8,502	5,820	2,306	541	278	4.6	5.2	22.2	5.5	5.4	5.3	21.6
70 to 99	4,299	5,944		6,763	7,007	7,304								12.8	15.3		16.3	16.0	16.2	
100 to 139	3,412	3,547	7,389	3,552	3,553	3,414	11,924	12,531	14,240	14,410	10,346	5,369	1,319	10.1	9.2	18.3	8.6	8.1	7.6	28.6
140 to 179	3,319	3,564		4,182	4,909	5,604								9.9	9.2		10.0	11.2	12.4	
180 to 219	1,507	1,544	2,875	1,557	1,641	1,624								4.5	4.0	7.1	3.8	3.8	3.6	
220 to 259	1,397	1,312		1,361	1,451	1,555								4.1	3.4		3.3	3.3	3.4	
260 to 499	3,983	4,071	4,162	4,186	4,509	4,898	5,084	5,089	6,813	3,347	1,930			11.8	10.5	10.3	10.1	10.3	10.9	12.2
500 to 999	2,773	2,759	2,606	2,469	2,542	2,751	2,702	2,186	2,209	921	436	226	40	8.2	7.1	6.5	5.9	5.8	6.1	6.5
1,000 or more acres	2,788	2,528	2,353	2,134	1,642	1,388	1,245	760	606	256	171	46	8	8.3	6.5	5.8	5.1	3.8	3.1	3.0
Wyoming	9,744	11,402	12,614	13,076	15,018	17,487	16,011	15,512	15,748	10,987	6,095	3,125	457	100.0	100.0	100.0	100.0	100.0	100.0	100.0
Under 10 acres	155	616	544	556	614	477	333	207	139	367	487	15	9	1.6	5.4	4.3	4.3	4.1	2.7	2.1
Under 3	56	267	150	98	134	106	137	112	66	284	459	NA	...	0.6	2.3	1.2	0.7	0.9	0.6	0.9
3 to 9	99	349	394	458	480	371	196	95	73	83	28	NA	9	1.0	3.1	3.1	3.5	3.2	2.1	1.2
10 to 49	529	595	726	797	916	888	630	410	456	391	90	46	68	5.4	5.2	5.8	6.1	6.1	5.1	3.9
50 to 69	124	159	865	174	209	217	1,039	890	994	645	257	82	40	1.3	1.4	6.9	1.3	1.4	1.2	6.5
70 to 99	370	554		836	1,105	1,061								3.8	4.9		6.4	7.4	6.1	
100 to 139	384	573	2,048	623	724	718	3,163	3,125	3,482	4,599	2,529	2,494	288	3.9	5.0	16.2	4.8	4.8	4.1	19.8
140 to 179	756	1,070		1,386	1,678	1,813								7.8	9.4		10.6	11.2	10.4	
180 to 219	348	388	954	452	446	447								3.6	3.4	7.6	3.5	3.0	2.6	
220 to 259	383	439		463	493	495								3.9	3.9		3.5	3.3	2.8	
260 to 499	1,519	1,551	1,717	1,729	2,113	2,966	2,966	3,540	5,080	2,846	1,092			15.6	13.6	13.6	13.2	14.1	17.0	18.5
500 to 999	1,213	1,403	1,556	1,659	2,334	3,850	3,795	4,114	3,521	984	723	274	38	12.4	12.3	12.3	12.7	15.5	22.0	23.7
1,000 or more acres	3,963	4,054	4,204	4,401	4,386	4,555	4,085	3,226	2,076	1,155	917	214	14	40.7	35.6	33.3	33.7	29.2	26.0	25.5
Colorado	33,390	40,749	45,578	47,618	51,436	63,644	59,956	58,020	59,934	46,170	24,700	16,389	4,506	100.0	100.0	100.0	100.0	100.0	100.0	100.0
Under 10 acres	1,934	4,115	4,343	4,958	4,235	5,196	4,644	3,601	2,698	2,791	1,841	202	47	5.8	10.1	9.5	10.4	8.2	8.2	7.7
Under 3	658	1,272	935	831	411	816	1,032	399	410	569	794	NA	1	2.0	3.1	2.1	1.7	0.8	1.3	1.7
3 to 9	1,276	2,843	3,408	4,127	3,824	4,380	3,612	3,202	2,288	2,222	1,047	NA	46	3.8	7.0	7.5	8.7	7.4	6.9	6.0
10 to 49	3,976	5,022	6,306	6,921	7,217	8,408	7,536	7,045	6,683	6,161	3,154	744	431	11.9	12.3	13.8	14.5	14.0	13.2	12.6
50 to 69	781	990	4,582	1,261	1,561	1,618	5,990	5,872	5,913	4,384	2,526	1,107	659	2.3	2.4	10.1	2.6	3.0	2.5	10.0
70 to 99	1,936	2,702		3,559	4,121	4,730								5.8	6.6		7.5	8.0	7.4	
100 to 139	1,474	1,921	6,705	2,248	2,495	2,752	14,451	14,609	16,158	19,359	10,677	13,095	3,022	4.4	4.7	14.7	4.7	4.9	4.3	24.1
140 to 179	3,116	3,936		5,110	6,558	8,606								9.3	9.7		10.7	12.7	13.5	
180 to 219	1,112	1,232	2,849	1,341	1,488	1,826								3.3	3.0	6.3	2.8	2.9	2.9	
220 to 259	1,156	1,306		1,488	1,612	1,994								3.5	3.2		3.1	3.1	3.1	
260 to 499	4,856	5,703	6,681	7,074	8,848	13,748	13,100	15,140	17,592	9,472	3,799			14.5	14.0	14.7	14.9	17.2	21.6	21.8
500 to 999	4,834	5,614	6,172	6,269	6,913	9,290	8,982	8,224	7,482	2,426	1,466	780	233	14.5	13.8	13.5	13.2	13.4	14.6	15.0
1,000 or more acres	8,215	8,208	7,940	7,389	6,388	5,476	5,253	3,529	3,408	1,577	1,237	461	114	24.6	20.1	17.4	15.5	12.4	8.6	8.8
New Mexico	15,919	21,070	23,599	29,695	34,105	41,369	31,404	31,687	29,844	35,676	12,311	4,458	5,053	100.0	100.0	100.0	100.0	100.0	100.0	100.0
Under 10 acres	1,766	3,975	3,475	4,887	5,418	8,237	5,246	4,310	4,121	4,200	2,891	1,167	1,647	11.1	18.9	14.7	16.5	15.9	19.9	16.7
Under 3	473	617	307	716	94	453	1,268	326	396	988	701	NA	14	3.0	2.9	1.3	2.4	0.3	1.1	4.0
3 to 9	1,293	3,358	3,168	4,171	5,324	7,784	3,978	3,984	3,725	3,212	2,190	NA	1,633	8.1	15.9	13.4	14.0	15.6	18.8	12.7
10 to 49	3,232	4,259	5,595	6,836	8,572	10,126	7,854	6,735	5,763	5,497	4,363	1,190	1,904	20.3	20.2	23.7	23.0	25.1	24.5	25.0
50 to 69	548	794	2,130	1,165	1,134	1,251	2,524	2,503	2,008	1,820	959	380	484	3.4	3.8	9.0	3.9	3.3	3.0	8.0
70 to 99	725	963		1,355	1,549	1,712								4.6	4.6		4.6	4.5	4.1	
100 to 139	586	722	2,341	973	1,084	1,122	4,610	5,837	6,099	16,716	2,984	1,571	919	3.7	3.4	9.9	3.3	3.2	2.7	14.7
140 to 179	862	1,199		2,130	2,401	3,786								5.4	5.7		7.2	7.0	9.2	
180 to 219	385	444	974	589	607	592								2.4	2.1	4.1	2.0	1.8	1.4	
220 to 259	355	406		479	576	635								2.2	1.9		1.6	1.7	1.5	
260 to 499	1,580	1,941	2,416	3,165	3,816	4,595	4,008	5,171	5,845	6,035	481			9.9	9.2	10.2	10.7	11.2	11.1	12.8
500 to 999	1,663	2,014	2,279	3,014	3,871	5,412	3,726	4,202	3,196	836	308	64	56	10.4	9.6	9.7	10.1	11.4	13.1	11.9
1,000 or more acres	4,217	4,353	4,389	5,102	5,077	3,901	3,436	2,929	2,812	572	325	86	43	26.5	20.7	18.6	17.2	14.9	9.4	10.9
Arizona	7,233	9,321	10,412	13,142	18,468	18,824	14,173	10,802	9,975	9,227	5,809	1,426	767	100.0	100.0	100.0	100.0	100.0	100.0	100.0
Under 10 acres	1,020	1,830	1,905	3,799	2,768	4,959	3,420	1,197	700	2,507	1,532	30	17	14.1	19.6	18.3	28.9	15.0	26.3	24.1
Under 3	365	520	446	1,413	695	1,114	1,728	387	136	1,595	814	NA	...	5.0	5.6	4.3	10.8	3.8	5.9	12.2
3 to 9	655	1,310	1,459	2,386	2,073	3,845	1,692	810	564	912	718	NA	17	9.1	14.1	14.0	18.2	11.2	20.4	11.9
10 to 49	1,505	2,117	3,009	3,617	4,529	6,247	4,382	3,071	3,103	2,316	1,428	266	91	20.8	22.7	28.9	27.5	24.5	33.2	30.9
50 to 69	291	375	1,287	563	581	729	1,822	1,886	1,703	820	674	179	104	4.0	4.0	12.4	4.3	3.1	3.9	12.9
70 to 99	447	607		929	976	1,356								6.2	6.5		7.1	5.3	7.2	
100 to 139	322	403	1,121	512	606	687	2,426	2,741	2,611	2,854	1,724	906	528	4.5	4.3	10.8	3.9	3.3	3.6	17.1
140 to 179	436	612		790	1,069	1,566								6.0	6.6		6.0	5.8	8.3	
180 to 219	206	201	404	208	399	243								2.8	2.2	3.9	1.6	2.2	1.3	
220 to 259	185	233		171	353	239								2.6	2.5		1.3	1.9	1.3	
260 to 499	740	808	778	695	1,541	877	724	742	979	494	268			10.2	8.7	7.5	5.3	8.3	4.7	5.1
500 to 999	672	675	589	560	1,939	927	681	523	478	164	112	32	17	9.3	7.2	5.7	4.3	10.5	4.9	4.8
1,000 or more acres	1,409	1,460	1,319	1,298	3,707	994	718	642	401	72	71	13	10	19.5	15.7	12.7	9.9	20.1	5.3	5.1

See footnotes at end of table.

Table 13.—NUMBER OF FARMS BY SIZE OF FARM, BY STATES: 1880 TO 1959—Continued

[Summary data by size groups for the United States, the North, the South, and the West are in Table 7]

State and size group	Number of farms													Percent distribution						
	1959	1954	1950	1945	1940	1935	1930	1925	1920	1910	1900	1890	1880	1959	1954	1950	1945	1940	1935	1930
MOUNTAIN—Continued																				
Utah	17,811	22,826	24,176	26,322	25,411	30,695	27,159	25,992	25,662	21,676	19,387	10,517	9,452	100.0	100.0	100.0	100.0	100.0	100.0	100.0
Under 10 acres	2,243	4,855	4,425	5,592	3,560	5,405	4,057	3,177	2,211	2,133	2,002	637	434	12.6	21.3	18.3	21.2	14.0	17.6	14.9
Under 3	884	1,915	1,411	1,737	556	1,425	1,444	762	269	297	595	NA	18	5.0	8.4	5.8	6.6	2.2	4.6	5.3
3 to 9	1,359	2,940	3,014	3,855	3,004	3,980	2,613	2,415	1,942	1,836	1,407	NA	416	7.6	12.9	12.5	14.6	11.8	13.0	9.6
10 to 49	4,597	5,645	6,749	7,562	8,464	10,449	8,828	9,069	8,948	8,091	7,463	4,909	5,001	25.8	24.7	27.9	28.7	33.3	34.0	32.5
50 to 69	1,228	1,609	4,245	2,068	2,216	2,471	5,235	5,143	5,080	4,170	3,741	2,096	2,056	6.9	7.0	17.6	7.9	8.7	8.1	19.3
70 to 99	1,689	2,073		2,345	2,626	3,030								9.5	9.1		8.9	10.3	9.9	
100 to 139	1,409	1,624	3,108	1,819	1,884	1,996								7.9	7.1	12.9	6.9	7.4	6.5	
140 to 179	1,094	1,366		1,381	1,609	1,855	5,422	5,362	5,857	5,032	4,557	2,734	1,916	6.1	6.0		5.2	6.3	6.0	20.0
180 to 219	700	731	1,431	827	800	905								3.9	3.2	5.9	3.1	3.1	2.9	
220 to 259	530	566		591	528	627								3.0	2.5		2.2	2.1	2.0	
260 to 499	1,526	1,611	1,635	1,622	1,609	1,871	1,794	1,817	2,096	1,309	1,008			8.6	7.1	6.8	6.2	6.3	6.1	6.6
500 to 999	1,075	1,099	1,052	1,075	1,019	1,198	1,030	807	852	551	368	101	36	6.0	4.8	4.4	4.1	4.0	3.9	3.8
1,000 or more acres	1,720	1,647	1,531	1,440	1,096	888	793	617	618	390	248	40	9	9.7	7.2	6.3	5.5	4.3	2.9	2.9
Nevada	2,354	2,857	3,110	3,429	3,573	3,696	3,442	3,883	3,163	2,689	2,184	1,277	1,404	100.0	100.0	100.0	100.0	100.0	100.0	100.0
Under 10 acres	129	379	243	398	300	249	193	226	158	166	136	7	23	5.5	13.3	7.8	11.6	8.4	6.7	5.6
Under 3	44	148	53	142	80	86	84	102	35	87	60	NA	...	1.9	5.2	1.7	4.1	2.2	2.3	2.4
3 to 9	85	231	190	256	220	163	109	124	123	79	76	NA	23	3.6	8.1	6.1	7.5	6.2	4.4	3.2
10 to 49	401	485	679	752	842	847	685	728	538	425	330	115	187	17.0	17.0	21.8	21.9	23.6	22.9	19.9
50 to 69	103	122	511	128	154	106	538	631	555	411	217	84	185	4.4	4.3	16.4	3.7	4.3	2.9	15.6
70 to 99	199	276		371	372	408								8.5	9.7		10.8	10.4	11.0	
100 to 139	129	160	413	187	200	206								5.5	5.6	13.3	5.5	5.6	5.6	
140 to 179	183	179		300	325	378	808	1,041	839	729	581	633	779	7.8	6.3		8.7	9.1	10.2	23.5
180 to 219	88	104	191	105	105	131								3.7	3.6	6.1	3.1	2.9	3.5	
220 to 259	74	72		84	93	118								3.1	2.5		2.4	2.6	3.2	
260 to 499	265	256	275	302	380	400	409	489	423	366	331			11.3	9.0	8.8	8.8	10.6	10.8	11.9
500 to 999	212	236	244	264	325	356	320	354	285	248	262	209	146	9.0	8.3	7.8	7.7	9.1	9.6	9.3
1,000 or more acres	571	588	554	538	477	497	489	414	365	344	327	229	84	24.3	20.6	17.8	15.7	13.4	13.4	14.2
PACIFIC																				
Washington	51,577	65,175	69,820	79,887	81,686	84,381	70,904	73,267	66,288	56,192	33,202	18,056	6,529	100.0	100.0	100.0	100.0	100.0	100.0	100.0
Under 10 acres	6,701	13,764	13,952	19,592	17,411	17,277	12,343	12,080	7,495	5,156	1,414	117	87	13.0	21.1	20.0	24.5	21.3	20.5	17.4
Under 3	1,478	2,076	1,802	2,617	1,172	1,239	1,871	653	949	563	358	NA	13	2.9	3.2	2.6	3.3	1.4	1.5	2.6
3 to 9	5,223	11,688	12,150	16,975	16,239	16,038	10,472	11,427	6,546	4,593	1,056	NA	74	10.1	17.9	17.4	21.2	19.9	19.0	14.8
10 to 49	18,704	23,890	26,835	30,654	33,359	34,559	27,884	29,503	23,833	15,625	5,851	1,119	278	36.3	36.7	38.4	38.4	40.8	41.0	39.3
50 to 69	3,231	3,535	9,443	3,930	3,891	3,945	9,414	9,506	9,048	7,105	4,387	1,715	611	6.3	5.4	13.5	4.9	4.8	4.7	13.3
70 to 99	4,426	5,075		5,821	6,291	6,654								8.6	7.8		7.3	7.7	7.9	
100 to 139	3,188	3,354	6,527	3,358	3,565	3,659								6.2	5.1	9.3	4.2	4.4	4.3	
140 to 179	2,842	2,923		3,404	4,039	4,764	10,542	11,424	13,298	16,973	13,649	13,907	5,239	5.5	4.5		4.3	4.9	5.6	14.9
180 to 219	1,453	1,423	2,667	1,456	1,472	1,477								2.8	2.2	3.8	1.8	1.8	1.8	
220 to 259	1,143	1,140		1,232	1,320	1,335								2.2	1.7		1.5	1.6	1.6	
260 to 499	3,366	3,501	3,710	3,897	4,177	4,446	4,464	5,003	6,297	6,126	4,938			6.5	5.4	5.3	4.9	5.1	5.3	6.3
500 to 999	2,893	3,010	3,081	2,998	3,125	3,396	3,518	3,601	4,042	3,481	2,015	890	252	5.6	4.6	4.4	3.8	3.8	4.0	5.0
1,000 or more acres	3,630	3,560	3,605	3,545	3,036	2,869	2,739	2,150	2,275	1,726	948	308	62	7.0	5.5	5.2	4.4	3.7	3.4	3.9
Oregon	42,573	54,441	59,827	63,125	61,829	64,826	55,153	55,911	50,206	45,502	35,837	25,530	16,217	100.0	100.0	100.0	100.0	100.0	100.0	100.0
Under 10 acres	5,141	10,132	10,569	12,755	10,010	9,298	6,626	6,505	3,457	2,883	1,431	384	185	12.1	18.6	17.7	20.2	16.2	14.3	12.0
Under 3	1,263	1,643	1,386	1,892	822	443	930	446	402	244	404	NA	13	3.0	3.0	2.3	3.0	1.3	0.7	1.7
3 to 9	3,878	8,489	9,183	10,863	9,188	8,855	5,696	6,059	3,055	2,639	1,027	NA	172	9.1	15.6	15.3	17.2	14.9	13.7	10.3
10 to 49	13,609	16,981	19,603	20,269	20,116	21,200	16,613	16,902	12,824	10,035	5,723	2,142	886	32.0	31.2	32.8	32.1	32.5	32.7	30.1
50 to 69	2,922	3,470	9,356	3,732	3,906	4,050	8,932	9,093	8,302	6,800	4,673	2,630	1,723	6.9	6.4	15.6	5.9	6.3	6.2	16.2
70 to 99	3,885	4,947		5,546	6,060	6,234								9.1	9.1		8.9	9.8	9.6	
100 to 139	3,053	3,571	7,653	4,020	4,240	4,600								7.2	6.6	12.8	6.4	6.9	7.1	
140 to 179	2,691	3,143		3,933	4,451	5,222	12,360	12,867	13,752	15,689	14,457	17,894	11,791	6.3	5.8		6.2	7.2	8.1	22.4
180 to 219	1,509	1,735	3,232	1,824	1,904	2,065								3.5	3.2	5.4	2.9	3.1	3.2	
220 to 259	1,135	1,258		1,413	1,385	1,447								2.7	2.3		2.2	2.2	2.2	
260 to 499	3,281	3,566	3,758	3,956	4,215	4,657	4,597	4,960	6,293	5,663	5,826			7.7	6.6	6.3	6.3	6.8	7.2	8.3
500 to 999	2,099	2,281	2,369	2,394	2,522	3,007	3,029	3,176	3,364	2,716	2,440	1,808	1,280	4.9	4.2	4.0	3.8	4.1	4.6	5.5
1,000 or more acres	3,248	3,357	3,287	3,283	3,020	3,046	2,996	2,408	2,214	1,716	1,287	672	352	7.6	6.2	5.5	5.2	4.9	4.7	5.4
California	99,274	123,075	137,168	138,917	132,658	150,360	135,676	136,409	117,670	88,197	72,542	52,894	35,934	100.0	100.0	100.0	100.0	100.0	100.0	100.0
Under 10 acres	24,110	34,138	37,466	37,422	31,546	34,076	28,892	23,917	16,697	10,593	6,846	2,827	1,207	24.3	27.7	27.3	26.9	23.8	22.7	21.3
Under 3	8,680	9,579	11,013	9,749	6,476	6,698	8,527	4,001	2,904	1,269	1,492	NA	143	8.7	7.8	8.0	7.0	4.9	4.5	6.3
3 to 9	15,430	24,559	26,453	27,673	25,070	27,378	20,365	19,916	13,793	9,324	5,354	NA	1,064	15.5	20.0	19.3	19.9	18.9	18.2	15.0
10 to 49	34,570	44,342	51,903	53,537	54,467	64,752	56,985	62,404	49,093	32,546	21,346	11,701	4,905	34.8	36.0	37.8	38.5	41.1	43.1	42.0
50 to 69	5,628	6,498	15,383	7,246	7,138	7,814	16,378	15,917	15,034	10,680	8,067	5,796	3,969	5.7	5.3	11.2	5.2	5.4	5.2	12.1
70 to 99	6,024	7,207		8,262	8,062	9,307								6.1	5.9		5.9	6.1	6.2	
100 to 139	4,615	5,132	10,348	5,548	5,334	5,946								4.6	4.2	7.5	4.0	4.0	4.0	
140 to 179	3,928	4,395		5,442	5,335	6,427	16,537	17,643	18,537	16,704	17,831	24,531	20,214	4.0	3.6		3.9	4.0	4.3	12.2
180 to 219	2,278	2,490	4,517	2,535	2,541	2,618								2.3	2.0	3.3	1.8	1.9	1.7	
220 to 259	1,808	1,954		1,988	1,921	2,132								1.8	1.6		1.4	1.4	1.4	
260 to 499	5,836	6,148	6,617	6,446	6,498	7,120	6,969	7,320	8,351	7,862	8,370			5.9	5.0	4.8	4.6	4.9	4.7	5.1
500 to 999	4,464	4,523	4,699	4,552	4,551	4,913	4,861	4,713	5,052	5,119	5,329	4,367	3,108	4.5	3.7	3.4	3.3	3.4	3.3	3.6
1,000 or more acres	6,013	6,248	6,235	5,939	5,265	5,255	5,054	4,495	4,906	4,693	4,753	3,672	2,531	6.1	5.1	4.5	4.3	4.0	3.5	3.7

See footnotes at end of table.

Table 13.–NUMBER OF FARMS BY SIZE OF FARM, BY STATES: 1880 TO 1959–Continued

[Summary data by size groups for the United States, the North, the South, and the West are in Table 7]

State and size group	Number of farms													Percent distribution						
	1959	1954	1950	1945	1940	1935	1930	1925	1920	1910	1900	1890	1880	1959	1954	1950	1945	1940	1935	1930
PACIFIC—Continued																				
Alaska	367	NA	525	NA	623	NA	500	NA	364	222	12	NA	NA	100.0	NA	100.0	NA	100.0	NA	100.0
Under 10 acres	26	NA	58	NA	75	NA	88	NA	NA	NA	8	NA	NA	7.1	NA	11.0	NA	12.0	NA	17.6
Under 3	11	NA	10	NA	16	NA	50	NA	NA	NA	5	NA	NA	3.0	NA	1.9	NA	2.6	NA	10.0
3 to 9	15	NA	48	NA	59	NA	38	NA	NA	NA	3	NA	NA	4.1	NA	9.1	NA	9.5	NA	7.6
10 to 49	26	NA	77	NA	110	NA	59	NA	[1]62	NA	4	NA	NA	7.1	NA	14.7	NA	17.7	NA	11.8
50 to 69	9	NA	22	NA	117	NA	37	NA	15	NA	...	NA	NA	2.5	NA	4.2	NA	18.8	NA	7.4
70 to 99	34	NA	59	NA		NA		NA		NA	...	NA	NA	9.3	NA	11.2	NA		NA	
100 to 139	37	NA	63	NA		NA		NA		NA	...	NA	NA	10.1	NA	12.0	NA		NA	
140 to 179	107	NA	170	NA	216	NA	173	NA		NA	...	NA	NA	29.2	NA	32.4	NA	34.7	NA	34.6
180 to 219	29	NA	17	NA		NA		NA	276	NA	...	NA	NA	7.9	NA	3.2	NA		NA	
220 to 259	26	NA	13	NA		NA		NA		NA	...	NA	NA	7.1	NA	2.5	NA		NA	
260 to 499	43	NA	32	NA	45	NA	71	NA		NA	...	NA	NA	11.7	NA	6.1	NA	7.2	NA	14.2
500 to 999	13	NA	10	NA	17	NA	27	NA	7	NA	...	NA	NA	3.5	NA	1.9	NA	2.7	NA	5.4
1,000 or more acres	17	NA	4	NA	43	NA	45	NA	4	NA	...	NA	NA	4.6	NA	0.8	NA	6.9	NA	9.0
Hawaii	6,242	NA	5,750	NA	4,995	NA	5,955	NA	5,284	4,320	2,273	NA	NA	100.0	NA	100.0	NA	100.0	NA	100.0
Under 10 acres	3,569	NA	3,558	NA	2,870	NA	3,407	NA	2,734	NA	1,209	NA	NA	57.2	NA	61.9	NA	57.5	NA	57.2
Under 3	1,510	NA	1,494	NA	1,029	NA	1,187	NA	808	NA	492	NA	NA	24.2	NA	26.0	NA	20.6	NA	19.9
3 to 9	2,059	NA	2,064	NA	1,841	NA	2,220	NA	1,926	NA	717	NA	NA	33.0	NA	35.9	NA	36.9	NA	37.3
10 to 49	1,988	NA	1,669	NA	1,691	NA	2,051	NA	1,959	NA	656	NA	NA	31.8	NA	29.0	NA	33.9	NA	34.4
50 to 69	143	NA	116	NA	163	NA	196	NA	245	NA	129	NA	NA	2.3	NA	2.0	NA	3.3	NA	3.3
70 to 99	119	NA	77	NA		NA		NA		NA		NA	NA	1.9	NA	1.3	NA		NA	
100 to 139	73	NA	70	NA		NA		NA		NA		NA	NA	1.2	NA	1.2	NA		NA	
140 to 179	50	NA	38	NA	100	NA	126	NA	129	NA	101	NA	NA	0.8	NA	0.7	NA	2.0	NA	2.1
180 to 219	28	NA	23	NA		NA		NA		NA		NA	NA	0.4	NA	0.4	NA		NA	
220 to 259	19	NA	15	NA		NA		NA		NA		NA	NA	0.3	NA	0.3	NA		NA	
260 to 499	108	NA	54	NA	171	NA	175	NA	48	NA	178	NA	NA	1.7	NA	0.9	NA	3.4	NA	2.9
500 to 999	34	NA	23	NA		NA		NA	33	NA		NA	NA	0.5	NA	0.4	NA		NA	
1,000 or more acres	111	NA	107	NA		NA		NA	136	NA		NA	NA	1.8	NA	1.9	NA		NA	

NA Not available.
Z Less than 0.05 percent.
[1]Under 50 acres.

Table 14.–NUMBER OF FARMS AND ALL LAND IN FARMS CLASSIFIED BY USE, FOR FARMS OF 2,000 ACRES OR MORE, BY SIZE OF FARM, BY DIVISIONS AND STATES: 1959

Region, division, State, and size-of-farm group	Number of farms	All land in farms (acres)	Cropland harvested		Cropland used only for pasture (acres)	Cropland not harvested and not pastured (acres)	Woodland pastured (acres)	Woodland not pastured (acres)	Other pasture (not cropland and not woodland) (acres)		Other land (house lots, roads, wasteland, etc.) (acres)	Land irrigated	
			Farms reporting	Acres					Total	Improved		Farms reporting	Acres
United States	57,326	446,697,740	46,056	30,896,715	10,416,215	16,109,858	35,653,590	10,068,958	333,092,369	9,965,739	10,460,035	16,317	8,104,589
2,000 to 2,999 acres	22,397	53,734,588	19,584	11,070,306	2,598,494	6,017,768	4,114,475	2,522,034	26,038,562	1,304,780	1,372,949	5,238	1,759,283
3,000 to 3,999 acres	10,108	34,564,354	8,491	5,330,075	1,487,706	2,987,548	2,669,536	1,458,720	19,836,532	884,662	794,237	2,800	1,050,184
4,000 to 4,999 acres	5,731	25,350,676	4,696	3,184,405	1,001,529	1,758,586	2,057,945	926,300	15,910,855	650,481	511,056	1,710	720,648
5,000 to 5,999 acres	3,773	20,469,062	2,959	2,059,457	727,469	1,095,282	1,603,407	661,124	13,899,975	523,924	422,348	1,183	534,055
6,000 to 6,999 acres	2,566	16,478,630	1,945	1,333,098	613,650	708,321	1,199,075	473,591	11,836,272	412,725	314,623	842	385,340
7,000 to 7,999 acres	1,923	14,276,230	1,422	1,026,495	488,239	568,701	1,125,979	379,065	10,413,835	417,855	273,916	628	313,735
8,000 to 8,999 acres	1,460	12,299,103	1,027	829,750	372,351	455,123	913,500	315,168	9,174,528	329,537	238,683	506	266,171
9,000 to 9,999 acres	1,102	10,412,262	793	639,049	344,373	290,125	730,501	283,839	7,934,032	263,065	190,343	399	226,839
10,000 or more acres	8,266	259,112,835	5,139	5,424,080	2,782,404	2,228,404	21,239,172	3,049,117	218,047,778	5,178,710	6,341,880	3,011	2,848,334
Conterminous United States	57,223	443,605,117	45,990	30,753,431	10,272,173	15,976,056	35,512,452	9,744,051	331,718,551	9,865,732	9,628,403	16,286	7,970,649
2,000 to 2,999 acres	22,380	53,690,055	19,576	11,066,921	2,591,928	6,013,916	4,113,024	2,514,568	26,021,050	1,302,990	1,368,648	5,237	1,759,213
3,000 to 3,999 acres	10,100	34,536,255	8,486	5,326,311	1,486,131	2,984,828	2,663,431	1,458,709	19,828,672	881,030	788,173	2,796	1,049,823
4,000 to 4,999 acres	5,728	25,336,665	4,696	3,184,405	999,870	1,758,586	2,057,945	926,300	15,901,401	650,481	508,158	1,710	720,648
5,000 to 5,999 acres	3,767	20,436,463	2,953	2,049,214	727,064	1,087,124	1,603,407	661,107	13,891,038	520,924	417,509	1,179	521,994
6,000 to 6,999 acres	2,563	16,458,973	1,942	1,326,143	613,650	699,684	1,199,075	473,391	11,836,272	412,725	310,758	840	380,971
7,000 to 7,999 acres	1,921	14,260,773	1,421	1,021,321	484,439	567,447	1,125,979	377,465	10,413,200	417,855	270,922	627	313,567
8,000 to 8,999 acres	1,459	12,290,975	1,027	829,750	372,351	455,123	913,500	315,168	9,166,510	329,537	238,573	506	266,171
9,000 to 9,999 acres	1,101	10,403,082	792	638,929	344,314	290,125	721,501	283,839	7,934,032	263,065	190,342	398	226,719
10,000 or more acres	8,204	256,191,876	5,097	5,310,437	2,652,426	2,119,223	21,114,590	2,733,504	216,726,376	5,087,125	5,535,320	2,993	2,731,543
The North	12,837	57,597,922	12,358	10,000,443	1,200,806	4,055,254	657,283	711,513	39,766,082	381,286	1,206,541	1,534	355,959
2,000 to 2,999 acres	6,535	15,575,735	6,355	4,370,253	441,221	2,033,179	282,010	283,768	7,739,246	108,424	426,058	677	143,991
3,000 to 3,999 acres	2,366	8,078,271	2,289	1,774,719	197,852	799,511	114,174	143,503	4,869,570	44,426	178,942	293	69,682
4,000 to 4,999 acres	1,167	5,158,004	1,119	914,302	96,923	384,470	61,925	51,137	3,556,339	44,274	92,908	145	32,124
5,000 to 5,999 acres	748	4,077,033	718	619,523	97,011	236,210	52,306	43,310	2,941,167	19,106	87,506	108	22,149
6,000 to 6,999 acres	478	3,067,733	447	409,128	100,369	149,498	35,870	34,450	2,276,481	11,847	61,937	69	19,504
7,000 to 7,999 acres	314	2,335,794	294	266,961	51,438	104,495	14,871	18,631	1,840,571	18,666	38,827	51	10,611
8,000 to 8,999 acres	221	1,867,764	212	232,502	53,902	76,778	25,375	38,261	1,401,934	8,976	39,012	34	8,535
9,000 to 9,999 acres	178	1,684,555	162	185,360	34,983	64,973	24,420	33,867	1,308,978	17,295	31,974	25	7,067
10,000 or more acres	830	15,753,033	762	1,227,695	127,107	206,140	46,332	64,586	13,831,796	108,272	249,377	132	42,296
The South	16,741	119,988,845	11,523	6,954,938	4,404,114	2,592,939	13,553,081	7,646,638	82,698,661	6,455,516	2,138,474	2,473	1,253,554
2,000 to 2,999 acres	6,716	16,086,993	5,327	2,683,280	1,303,007	901,953	2,401,577	2,009,110	6,428,831	907,384	359,235	1,019	432,581
3,000 to 3,999 acres	2,943	10,024,378	2,150	1,259,004	735,294	436,525	1,516,695	1,156,618	4,710,529	583,600	209,713	430	209,399
4,000 to 4,999 acres	1,595	7,026,661	1,116	743,194	467,324	257,496	1,123,491	786,620	3,507,764	394,291	140,772	225	102,545
5,000 to 5,999 acres	1,113	6,022,122	697	459,504	346,937	192,229	924,732	554,108	3,416,673	356,877	127,939	171	95,909
6,000 to 6,999 acres	737	4,710,209	436	290,198	194,193	110,297	627,605	378,526	3,028,096	280,280	81,294	98	56,046
7,000 to 7,999 acres	551	4,075,218	300	186,055	150,735	73,187	563,873	316,097	2,700,969	269,710	84,302	67	24,926
8,000 to 8,999 acres	426	3,574,426	225	180,025	149,492	80,054	448,016	231,756	2,408,288	212,248	76,795	66	39,723
9,000 to 9,999 acres	306	2,890,717	176	137,047	110,578	45,762	390,171	217,825	1,920,593	185,712	68,741	56	30,777
10,000 or more acres	2,354	65,578,121	1,096	1,016,631	946,554	495,436	5,556,921	1,995,978	54,576,918	3,265,414	989,683	341	261,648
The West	27,748	269,110,973	22,175	13,941,334	4,811,295	9,461,665	21,443,226	1,710,807	210,627,626	3,128,937	7,115,020	12,310	6,495,076
2,000 to 2,999 acres	9,146	22,071,860	7,902	4,016,773	854,266	3,082,636	1,430,888	229,156	11,870,485	288,972	587,656	3,542	1,182,711
3,000 to 3,999 acres	4,799	16,461,705	4,052	2,296,352	554,560	1,751,512	1,038,667	158,599	10,256,433	256,636	405,582	2,077	771,103
4,000 to 4,999 acres	2,969	13,166,011	2,461	1,526,909	437,282	1,116,620	872,529	88,543	8,846,752	211,916	277,376	1,340	585,979
5,000 to 5,999 acres	1,912	10,369,907	1,544	980,430	283,521	666,843	626,369	63,706	7,542,135	147,941	206,903	904	415,997
6,000 to 6,999 acres	1,351	8,700,688	1,062	633,772	319,088	448,526	535,600	60,615	6,531,695	120,598	171,392	675	309,790
7,000 to 7,999 acres	1,058	7,865,218	828	573,479	286,066	391,019	547,235	44,337	5,872,295	129,479	150,787	510	278,198
8,000 to 8,999 acres	813	6,856,913	590	417,223	168,957	298,291	440,109	45,151	5,364,306	108,313	122,876	406	217,913
9,000 to 9,999 acres	618	5,836,990	455	316,642	198,812	179,390	315,910	32,147	4,704,461	60,058	89,628	318	188,995
10,000 or more acres	5,082	177,781,681	3,281	3,179,754	1,708,743	1,526,828	15,635,919	988,553	149,639,064	1,805,024	5,102,820	2,538	2,544,390
Conterminous area	27,645	266,018,350	22,109	13,798,050	4,667,253	9,327,863	21,302,088	1,385,900	209,253,808	3,028,930	6,283,388	12,279	6,361,136
2,000 to 2,999 acres	9,129	22,027,327	7,894	4,013,388	847,700	3,078,784	1,429,437	221,690	11,852,973	287,182	583,355	3,541	1,182,641
3,000 to 3,999 acres	4,791	16,433,606	4,047	2,292,588	552,985	1,748,792	1,032,562	158,588	10,248,573	253,004	399,518	2,073	770,742
4,000 to 4,999 acres	2,966	13,152,000	2,461	1,526,909	435,623	1,116,620	872,529	88,543	8,837,298	211,916	274,478	1,340	585,979
5,000 to 5,999 acres	1,906	10,337,308	1,538	970,187	283,116	658,685	626,369	63,689	7,533,198	144,941	202,064	900	403,936
6,000 to 6,999 acres	1,348	8,681,031	1,059	626,817	319,088	439,889	535,600	60,415	6,531,695	120,598	167,527	673	305,421
7,000 to 7,999 acres	1,056	7,849,761	827	568,305	282,266	389,765	547,235	42,737	5,871,660	129,479	147,793	509	278,030
8,000 to 8,999 acres	812	6,848,785	590	417,223	168,957	298,291	440,109	45,151	5,356,288	108,313	122,766	406	217,913
9,000 to 9,999 acres	617	5,827,810	454	316,522	198,753	179,390	306,910	32,147	4,704,461	60,058	89,627	317	188,875
10,000 or more acres	5,020	174,860,722	3,239	3,066,111	1,578,765	1,417,647	15,511,337	672,940	148,317,662	1,713,439	4,296,260	2,520	2,427,599
New England	103	321,625	101	33,327	8,207	18,695	19,008	194,504	19,298	2,559	28,586	6	992
2,000 to 2,999 acres	67	154,318	66	18,230	4,246	8,423	12,083	90,631	13,119	1,388	7,586	5	952
3,000 to 3,999 acres	19	60,954	18	5,910	1,074	2,990	3,435	38,064	3,524	126	5,957	...	...
4,000 to 4,999 acres	7	30,875	7	2,100	443	23	30	21,871	2,560	1,000	3,848	...	...
5,000 to 5,999 acres	3	15,825	3	1,100	1,550	...	3,310	4,655	45	45	5,165	1	40
6,000 to 6,999 acres	1	6,820	1	7	100	400	...	6,220	50	...	43	...	...
7,000 to 7,999 acres	...	...	...	...	...	...	...	...	...	...	...	...	...
8,000 to 8,999 acres	3	25,333	3	2,784	144	859	...	15,918	...	...	5,628	...	...
9,000 to 9,999 acres	3	27,500	3	3,196	650	6,000	150	17,145	...	...	359	...	...
10,000 or more acres	...	...	...	...	...	...	...	...	...	...	...	...	...
Middle Atlantic	111	390,684	102	102,816	29,419	22,277	13,814	153,074	36,627	10,288	32,657	19	9,832
2,000 to 2,999 acres	64	148,736	58	47,135	9,602	5,652	6,238	51,913	19,700	2,348	8,496	8	3,026
3,000 to 3,999 acres	26	86,402	23	19,908	4,108	4,598	3,557	38,480	4,233	1,340	11,518	4	1,240
4,000 to 4,999 acres	6	25,868	6	4,190	1,437	3,014	1,530	10,523	2,306	800	2,868	...	...
5,000 to 5,999 acres	2	10,000	2	930	...	4,430	250	3,750	500	...	140	1	480
6,000 to 6,999 acres	4	25,025	4	5,516	810	334	636	11,359	450	...	5,920	2	400
7,000 to 7,999 acres	2	14,500	2	984	1,700	946	1,000	6,820	2,500	50	550	...	...
8,000 to 8,999 acres	1	8,150	1	1,768	468	2,564	600	800	1,100	600	850	1	50
9,000 to 9,999 acres	...	...	...	...	...	...	...	...	...	...	...	...	...
10,000 or more acres	6	72,003	6	22,385	11,294	739	3	29,429	5,838	5,150	2,315	3	4,636
East North Central	222	784,249	214	272,338	67,122	38,805	79,372	130,397	103,260	18,666	92,955	43	9,814
2,000 to 2,999 acres	123	289,916	118	104,038	26,205	14,153	34,218	45,678	33,360	6,228	32,264	24	3,922
3,000 to 3,999 acres	48	158,762	46	64,358	8,469	6,408	7,605	28,282	20,444	5,445	23,196	8	2,333
4,000 to 4,999 acres	15	66,818	15	28,856	6,289	5,230	4,989	6,143	10,741	2,762	4,570	3	495
5,000 to 5,999 acres	14	73,390	14	17,913	7,095	4,700	12,894	15,313	5,756	1,531	9,719	5	154
6,000 to 6,999 acres	10	63,346	10	26,066	9,384	5,446	7,764	3,698	1,547	...	9,441	1	2,200
7,000 to 7,999 acres	2	15,050	1	1,200	4,300	300	...	2,400	4,725	...	2,125	...	...
8,000 to 8,999 acres	2	17,757	2	8,521	20	318	...	8,275	523	...	100	...	...
9,000 to 9,999 acres	3	28,348	3	10,751	2,510	...	6,400	4,500	1,400	350	2,787	...	...
10,000 or more acres	5	70,862	5	10,635	2,850	2,250	5,502	16,108	24,764	2,350	8,753	2	710

Table 14.–NUMBER OF FARMS AND ALL LAND IN FARMS CLASSIFIED BY USE, FOR FARMS OF 2,000 ACRES OR MORE, BY SIZE OF FARM, BY DIVISIONS AND STATES: 1959–Continued

Region, division, State, and size-of-farm group	Number of farms	All land in farms (acres)	Cropland harvested		Cropland used only for pasture (acres)	Cropland not harvested and not pastured (acres)	Woodland pastured (acres)	Woodland not pastured (acres)	Other pasture (not cropland and not woodland) (acres)		Other land (house lots, roads, wasteland, etc.) (acres)	Land irrigated	
			Farms reporting	Acres					Total	Improved		Farms reporting	Acres
West North Central	12,401	56,101,364	11,941	9,591,962	1,096,058	3,975,477	545,089	233,538	39,606,897	349,773	1,052,343	1,466	335,321
2,000 to 2,999 acres	6,281	14,982,765	6,113	4,200,850	401,168	2,004,951	229,471	95,546	7,673,067	98,460	377,712	640	136,091
3,000 to 3,999 acres	2,273	7,772,153	2,202	1,684,543	184,201	785,515	99,577	38,677	4,841,369	37,515	138,271	281	66,109
4,000 to 4,999 acres	1,139	5,034,443	1,091	879,156	88,754	376,203	55,376	12,600	3,540,732	39,712	81,622	142	31,629
5,000 to 5,999 acres	729	3,977,818	699	599,580	88,366	227,080	35,852	19,592	2,934,866	17,530	72,482	101	21,475
6,000 to 6,999 acres	463	2,972,542	432	377,539	90,075	143,318	27,470	13,173	2,274,434	11,847	46,533	66	16,904
7,000 to 7,999 acres	310	2,306,244	291	264,777	45,438	103,249	13,871	9,411	1,833,346	18,616	36,152	51	10,611
8,000 to 8,999 acres	215	1,816,524	206	219,429	53,270	73,037	24,775	13,268	1,400,311	8,376	32,434	33	8,485
9,000 to 9,999 acres	172	1,628,707	156	171,413	31,823	58,973	17,870	12,222	1,307,578	16,945	28,828	25	7,067
10,000 or more acres	819	15,610,168	751	1,194,675	112,963	203,151	40,827	19,049	13,801,194	100,772	238,309	127	36,950
South Atlantic	2,553	16,061,139	2,095	1,117,701	705,153	398,083	5,078,224	4,165,788	3,829,520	974,630	766,670	324	184,497
2,000 to 2,999 acres	1,122	2,662,084	974	403,442	190,101	118,477	489,118	1,029,335	332,717	154,433	98,894	128	37,652
3,000 to 3,999 acres	446	1,505,195	381	191,999	112,498	44,054	319,449	539,836	247,488	96,560	49,871	51	25,284
4,000 to 4,999 acres	245	1,077,992	203	115,637	79,274	35,141	238,583	380,616	174,802	61,427	53,939	25	11,277
5,000 to 5,999 acres	166	889,612	126	73,656	47,670	35,825	246,790	292,818	145,655	49,018	47,198	23	9,589
6,000 to 6,999 acres	91	584,022	70	46,190	29,169	13,645	140,794	197,156	128,281	38,808	28,787	10	6,136
7,000 to 7,999 acres	80	591,000	55	38,054	28,358	11,237	177,515	169,579	134,389	41,792	31,868	12	5,290
8,000 to 8,999 acres	50	420,148	41	25,597	13,471	14,285	125,278	138,860	79,978	23,508	22,679	7	995
9,000 to 9,999 acres	50	473,764	37	17,145	16,570	7,394	163,317	105,992	115,941	29,862	47,405	10	3,340
10,000 or more acres	303	7,857,322	208	205,981	188,042	118,025	3,177,380	1,311,596	2,470,269	479,222	386,029	58	84,934
East South Central	1,744	6,608,332	1,598	982,720	618,178	262,832	1,376,576	2,117,077	1,070,603	406,081	180,346	148	38,380
2,000 to 2,999 acres	933	2,228,343	864	431,031	231,035	100,644	419,046	630,072	355,135	133,155	61,380	73	12,685
3,000 to 3,999 acres	369	1,255,952	337	217,745	113,388	50,587	230,389	410,503	195,243	75,983	38,097	35	10,229
4,000 to 4,999 acres	179	789,893	161	117,774	83,219	25,778	164,119	248,596	132,108	40,768	18,299	17	5,127
5,000 to 5,999 acres	91	496,075	81	61,701	44,499	13,664	118,423	165,223	81,051	41,297	11,514	7	1,235
6,000 to 6,999 acres	51	324,937	45	40,879	17,401	11,627	84,193	126,000	39,171	11,681	5,666	3	739
7,000 to 7,999 acres	30	223,116	26	14,412	19,097	2,854	63,204	93,931	26,815	14,680	2,803	3	1,640
8,000 to 8,999 acres	23	192,366	22	18,007	26,031	8,348	48,135	38,252	39,203	13,238	14,390	1	670
9,000 to 9,999 acres	11	103,340	11	11,511	14,759	2,703	26,626	35,959	10,703	3,985	1,079	...	...
10,000 or more acres	57	994,310	51	69,660	68,749	46,627	222,441	368,541	191,174	71,294	27,118	9	6,055
West South Central	12,444	97,319,374	7,830	4,854,517	3,080,783	1,932,024	7,098,281	1,363,773	77,798,538	5,074,805	1,191,458	2,001	1,030,677
2,000 to 2,999 acres	4,661	11,196,566	3,489	1,848,807	881,871	682,832	1,493,413	349,703	5,740,979	619,796	198,961	818	382,244
3,000 to 3,999 acres	2,128	7,263,231	1,432	849,260	509,408	341,884	966,857	206,279	4,267,798	411,057	121,745	344	173,886
4,000 to 4,999 acres	1,171	5,158,776	752	509,783	304,831	196,577	720,789	157,408	3,200,854	292,096	68,534	183	86,141
5,000 to 5,999 acres	856	4,636,435	490	324,147	254,768	142,740	559,519	96,067	3,189,967	266,562	69,227	141	85,085
6,000 to 6,999 acres	595	3,801,250	321	203,129	147,623	85,025	402,618	55,370	2,860,644	229,791	46,841	85	49,171
7,000 to 7,999 acres	441	3,261,102	219	133,589	103,280	59,096	323,154	52,587	2,539,765	213,238	49,631	52	17,996
8,000 to 8,999 acres	353	2,961,912	162	136,421	109,990	57,421	274,603	54,644	2,289,107	175,502	39,726	58	38,058
9,000 to 9,999 acres	245	2,313,613	128	108,391	79,249	35,665	200,228	75,874	1,793,949	151,865	20,257	46	27,437
10,000 or more acres	1,994	56,726,489	837	740,990	689,763	330,784	2,157,100	315,841	51,915,475	2,714,898	576,536	274	170,659
Mountain	20,919	217,280,857	16,581	8,827,524	2,554,103	6,266,667	14,046,559	618,134	180,019,052	2,162,345	4,948,818	8,698	3,677,588
2,000 to 2,999 acres	6,775	16,360,139	5,931	2,742,171	502,385	2,282,054	682,492	88,606	9,666,346	204,389	396,085	2,469	678,716
3,000 to 3,999 acres	3,554	12,184,660	3,009	1,508,218	306,047	1,212,176	490,714	68,823	8,343,394	184,472	255,288	1,449	451,650
4,000 to 4,999 acres	2,199	9,751,210	1,835	989,087	241,324	757,785	461,764	13,092	7,116,701	141,756	171,457	931	317,030
5,000 to 5,999 acres	1,418	7,702,827	1,137	597,044	156,165	411,732	310,178	22,268	6,094,083	94,271	111,357	618	223,740
6,000 to 6,999 acres	1,027	6,623,857	796	407,729	197,412	286,699	267,988	22,074	5,337,759	90,277	104,196	485	187,774
7,000 to 7,999 acres	792	5,893,626	609	359,153	115,604	249,171	238,612	4,347	4,827,642	88,137	99,097	348	136,772
8,000 to 8,999 acres	625	5,274,354	440	244,510	85,298	177,146	213,872	15,116	4,468,755	73,083	69,657	288	120,423
9,000 to 9,999 acres	482	4,559,461	344	188,227	104,985	101,638	192,282	14,396	3,905,535	45,515	52,398	234	116,453
10,000 or more acres	4,047	148,930,723	2,480	1,791,385	844,883	788,266	11,188,657	369,412	130,258,837	1,240,445	3,689,283	1,876	1,445,030
Pacific	6,829	51,830,116	5,594	5,113,810	2,257,192	3,194,998	7,396,667	1,092,673	30,608,574	966,592	2,166,202	3,612	2,817,488
2,000 to 2,999 acres	2,371	5,711,721	1,971	1,274,602	351,881	800,582	748,396	140,550	2,204,139	84,583	191,571	1,073	503,995
3,000 to 3,999 acres	1,245	4,277,045	1,043	788,134	248,513	539,336	547,953	89,776	1,913,039	72,164	150,294	628	319,453
4,000 to 4,999 acres	770	3,414,801	626	537,822	195,958	358,835	410,765	75,451	1,730,051	70,160	105,919	409	268,949
5,000 to 5,999 acres	494	2,667,080	407	383,386	127,356	255,111	316,191	41,438	1,448,052	53,670	95,546	286	192,257
6,000 to 6,999 acres	324	2,076,831	266	226,043	121,676	161,827	267,612	38,541	1,193,936	30,321	67,196	190	122,016
7,000 to 7,999 acres	266	1,971,592	219	214,326	170,462	141,848	308,623	39,990	1,044,653	41,342	51,690	162	141,426
8,000 to 8,999 acres	188	1,582,559	150	172,713	83,659	121,145	226,237	30,035	895,551	35,230	53,219	118	97,490
9,000 to 9,999 acres	136	1,277,529	111	128,415	93,827	77,752	123,628	17,751	798,926	14,543	37,230	84	72,542
10,000 or more acres	1,035	28,850,958	801	1,388,369	863,860	738,562	4,447,262	619,141	19,380,227	564,579	1,413,537	662	1,099,360
Conterminous area	6,726	48,737,493	5,528	4,970,526	2,113,150	3,061,196	7,255,529	767,766	29,234,756	866,585	1,334,570	3,581	2,683,548
2,000 to 2,999 acres	2,354	5,667,188	1,963	1,271,217	345,315	796,730	746,945	133,084	2,186,627	82,793	187,270	1,072	503,925
3,000 to 3,999 acres	1,237	4,248,946	1,038	784,370	246,938	536,616	541,848	89,765	1,905,179	68,532	144,230	624	319,092
4,000 to 4,999 acres	767	3,400,790	626	537,822	194,299	358,835	410,765	75,451	1,720,597	70,160	103,021	409	268,949
5,000 to 5,999 acres	488	2,634,481	401	373,143	126,951	246,953	316,191	41,421	1,439,115	50,670	90,707	282	180,196
6,000 to 6,999 acres	321	2,057,174	263	219,088	121,676	153,190	267,612	38,341	1,193,936	30,321	63,331	188	117,647
7,000 to 7,999 acres	264	1,956,135	218	209,152	166,662	140,594	308,623	38,390	1,044,018	41,342	48,696	161	141,258
8,000 to 8,999 acres	187	1,574,431	150	172,713	83,659	121,145	226,237	30,035	887,533	35,230	53,109	118	97,490
9,000 to 9,999 acres	135	1,268,349	110	128,295	93,768	77,752	114,628	17,751	798,926	14,543	37,229	83	72,422
10,000 or more acres	973	25,929,999	759	1,274,726	733,882	629,381	4,322,680	303,528	18,058,825	472,994	606,977	644	982,569
Maine	48	156,946	47	13,004	2,565	15,235	4,718	110,504	2,588	205	8,332	2	130
2,000 to 2,999 acres	32	73,822	31	6,750	1,491	5,586	4,568	50,371	1,943	100	3,113	2	130
3,000 to 3,999 acres	8	25,238	8	1,399	130	2,790	...	19,665	600	60	654	...	...
4,000 to 4,999 acres	2	8,640	2	325	150	...	...	8,105	...	...	60	...	...
5,000 or more acres	6	49,246	6	4,530	794	6,859	150	32,363	45	45	4,505	...	...
New Hampshire	12	37,714	12	1,789	1,012	98	4,281	27,674	2,299	46	561	...	...
2,000 to 2,999 acres	6	13,680	6	460	810	98	431	10,794	982	...	105	...	...
3,000 to 3,999 acres	3	9,534	3	991	109	...	510	6,226	1,317	46	381	...	...
4,000 or more acres	3	14,500	3	338	93	...	3,340	10,654	...	...	75	...	...
Vermont	23	67,418	22	10,397	2,869	484	8,481	27,650	12,148	1,660	5,389	1	40
2,000 to 2,999 acres	15	36,282	15	6,597	1,099	461	6,422	12,304	8,531	640	868	...	...
3,000 to 3,999 acres	5	16,930	4	2,063	20	...	2,059	8,379	1,057	20	3,352	...	...
4,000 or more acres	3	14,206	3	1,737	1,750	23	...	6,967	2,560	1,000	1,169	1	40
Massachusetts	13	39,456	13	5,956	1,250	1,112	1,390	16,398	1,213	328	12,137	...	...
2,000 to 2,999 acres	8	17,263	8	2,249	435	912	524	11,104	663	328	1,376	...	...
3,000 or more acres	5	22,193	5	3,707	815	200	866	5,294	550	...	10,761	...	...

Table 14.–NUMBER OF FARMS AND ALL LAND IN FARMS CLASSIFIED BY USE, FOR FARMS OF 2,000 ACRES OR MORE, BY SIZE OF FARM, BY DIVISIONS AND STATES: 1959–Continued

Region, division, State, and size-of-farm group	Number of farms	All land in farms (acres)	Cropland harvested		Cropland used only for pasture (acres)	Cropland not harvested and not pastured (acres)	Woodland pastured (acres)	Woodland not pastured (acres)	Other pasture (not cropland and not woodland) (acres)		Other land (houses lots, roads, wasteland, etc.) (acres)	Land irrigated	
			Farms reporting	Acres					Total	Improved		Farms reporting	Acres
Rhode Island	3	6,670	3	557	320	766	65	4,157	...	...	805	1	70
2,000 or more acres	3	6,670	3	557	320	766	65	4,157	...	...	805	1	70
Connecticut	4	13,421	4	1,624	191	1,000	73	8,121	1,050	320	1,362	2	752
2,000 or more acres	4	13,421	4	1,624	191	1,000	73	8,121	1,050	320	1,362	2	752
New York	52	157,639	45	23,719	8,231	5,157	7,917	76,222	22,233	6,148	14,160	3	375
2,000 to 2,999 acres	35	79,987	31	17,591	2,701	3,673	3,902	34,017	14,456	1,878	3,647	3	375
3,000 to 3,999 acres	11	35,289	8	4,517	2,493	932	2,915	16,772	1,427	220	6,233	...	...
4,000 or more acres	6	42,363	6	1,611	3,037	552	1,100	25,433	6,350	4,050	4,280	...	...
New Jersey	15	63,008	15	24,906	32	7,727	430	16,651	2,350	800	10,912	9	6,523
2,000 to 2,999 acres	7	15,952	7	9,988	12	262	...	2,027	1,000	...	2,663	3	388
3,000 or more acres	8	47,056	8	14,918	20	7,465	430	14,624	1,350	800	8,249	6	6,135
Pennsylvania	44	170,037	42	54,191	21,156	9,393	5,467	60,201	12,044	3,340	7,585	7	2,934
2,000 to 2,999 acres	22	52,797	20	19,556	6,889	1,717	2,336	15,869	4,244	470	2,186	2	2,263
3,000 to 3,999 acres	12	41,183	12	14,486	1,615	631	642	17,878	2,806	1,120	3,125	1	335
4,000 to 4,999 acres	2	9,200	2	415	...	2,869	...	5,835	6	...	75	...	...
5,000 or more acres	8	66,857	8	19,734	12,652	4,176	2,489	20,619	4,988	1,750	2,199	4	336
Ohio	27	103,028	25	36,321	8,461	4,836	6,017	18,579	22,867	5,057	5,947	...	...
2,000 to 2,999 acres	17	40,152	16	18,623	3,249	2,227	1,199	5,756	5,702	1,386	3,396	...	...
3,000 to 3,999 acres	1	3,554	1	2,159	...	...	120	...	1,175	1,175	100	...	...
4,000 to 4,999 acres	3	13,057	3	4,353	1,373	1,047	30	3,086	2,717	35	451	...	...
5,000 or more acres	6	46,265	5	11,186	3,839	1,562	4,668	9,737	13,273	2,461	2,000	...	...
Indiana	40	139,051	39	57,798	13,249	6,160	15,760	13,902	17,160	3,390	15,022	11	3,454
2,000 to 2,999 acres	19	44,376	18	16,133	3,492	918	7,515	6,868	4,192	1,145	5,258	5	459
3,000 to 3,999 acres	11	36,960	11	18,788	2,859	423	1,345	3,556	3,086	198	6,903	2	450
4,000 to 4,999 acres	3	14,036	3	4,619	550	3,196	75	950	3,915	277	731	1	300
5,000 to 5,999 acres	3	15,322	3	4,870	1,529	1,348	1,265	1,528	3,825	1,420	957	2	45
6,000 or more acres	4	28,357	4	13,388	4,819	275	5,560	1,000	2,142	350	1,173	1	2,200
Illinois	69	248,244	67	105,109	26,281	7,668	16,998	31,664	37,197	8,784	23,327	5	840
2,000 to 2,999 acres	34	80,355	33	33,298	11,206	3,597	8,305	6,715	11,648	2,492	5,586	1	100
3,000 to 3,999 acres	20	64,888	19	28,159	4,850	2,072	2,775	13,861	6,150	3,842	7,021	2	580
4,000 to 4,999 acres	5	22,441	5	13,305	2,518	181	884	...	3,921	2,450	1,632	1	150
5,000 to 5,999 acres	3	15,400	3	5,411	2,237	1,249	4,152	2,174	...	...	177	1	10
6,000 or more acres	7	65,160	7	24,936	5,470	569	882	8,914	15,478	...	8,911	...	...
Michigan	34	127,682	34	20,709	12,406	7,535	26,629	36,966	12,914	590	10,523	5	236
2,000 to 2,999 acres	20	47,190	20	10,426	4,533	1,320	11,181	10,509	4,131	360	5,090	3	181
3,000 to 3,999 acres	6	19,899	6	1,836	620	449	1,915	7,275	5,488	230	2,316	...	...
4,000 to 4,999 acres	1	4,531	1	2,913	88	66	...	292	118	...	1,054	1	45
5,000 to 5,999 acres	2	10,840	2	1,241	2,490	...	6,409	400	...	...	300	...	...
6,000 or more acres	5	45,222	5	4,293	4,675	5,700	7,124	18,490	3,177	...	1,763	1	10
Wisconsin	52	166,244	49	52,401	6,725	12,606	13,968	29,286	13,122	845	38,136	22	5,284
2,000 to 2,999 acres	33	77,843	31	25,558	3,725	6,091	6,018	15,830	7,687	845	12,934	15	3,182
3,000 to 3,999 acres	10	33,461	9	13,416	140	3,464	1,450	3,590	4,545	...	6,856	4	1,303
4,000 to 4,999 acres	3	12,753	3	3,666	1,760	740	4,000	1,815	70	...	702	...	...
5,000 or more acres	6	42,187	6	9,761	1,100	2,311	2,500	8,051	820	...	17,644	3	799
Minnesota	120	391,993	120	209,675	11,535	63,058	12,086	34,527	17,563	1,680	43,549	2	229
2,000 to 2,999 acres	77	181,029	77	105,312	3,487	37,953	4,583	9,954	7,373	1,630	12,367	1	10
3,000 to 3,999 acres	25	82,324	25	45,854	3,605	16,242	718	6,682	2,374	30	6,849	...	...
4,000 to 4,999 acres	6	26,949	6	16,189	1,940	2,686	1,982	1,280	1,222	...	1,650	...	...
5,000 to 5,999 acres	4	21,450	4	8,086	422	3,240	80	4,116	398	...	5,108	1	219
6,000 to 6,999 acres	2	12,808	2	9,691	...	2,372	...	120	...	...	625	...	...
7,000 or more acres	6	67,433	6	24,543	2,081	565	4,723	12,375	6,196	20	16,950	...	...
Iowa	39	113,748	39	47,508	11,338	8,021	14,515	1,885	22,055	726	8,426	2	220
2,000 to 2,999 acres	26	62,523	26	25,626	7,054	2,453	11,239	446	13,190	726	2,515	2	220
3,000 to 3,999 acres	10	35,053	10	15,646	3,336	5,368	3,276	1,439	4,535	...	1,453	...	...
4,000 or more acres	3	16,172	3	6,236	948	200	...	...	4,330	...	4,458	...	...
Missouri	285	914,995	259	196,195	128,895	27,418	276,042	125,244	120,107	25,882	41,094	15	2,982
2,000 to 2,999 acres	188	441,029	175	106,026	63,369	17,639	128,813	51,010	57,429	11,672	16,743	8	1,056
3,000 to 3,999 acres	46	153,066	40	26,783	23,837	3,965	48,548	22,661	24,045	3,546	3,227	3	1,086
4,000 to 4,999 acres	17	74,509	14	19,850	7,819	2,329	26,973	6,344	9,339	3,194	1,855	1	5
5,000 to 5,999 acres	10	52,137	9	10,458	6,496	70	11,118	12,168	8,290	2,600	3,537	...	...
6,000 to 6,999 acres	9	56,558	7	6,819	11,270	1,210	18,345	7,627	4,893	1,000	6,394	...	...
7,000 to 7,999 acres	4	29,746	4	6,516	3,050	2,205	2,300	8,395	6,606	1,400	674	1	75
8,000 to 8,999 acres	6	48,843	6	4,657	4,955	...	19,115	7,170	9,505	2,470	3,441	1	280
9,000 to 9,999 acres	2	18,544	1	1,881	2,599	...	7,985	1,064	...	...	5,015	...	...
10,000 or more acres	3	40,563	3	13,205	5,500	...	12,845	8,805	...	...	208	1	480
North Dakota	2,089	6,898,269	2,069	1,933,829	97,551	853,558	33,131	21,784	3,713,538	29,401	244,878	91	11,044
2,000 to 2,999 acres	1,411	3,328,021	1,402	1,188,981	49,818	551,944	19,553	12,398	1,357,682	11,138	147,645	41	3,051
3,000 to 3,999 acres	344	1,178,391	341	349,561	20,236	153,344	5,938	996	609,791	5,090	38,525	25	3,229
4,000 to 4,999 acres	125	551,636	122	136,990	11,331	55,259	1,000	1,720	325,630	7,515	19,706	6	957
5,000 to 5,999 acres	68	369,245	67	71,606	7,258	29,959	2	160	250,678	1,542	9,582	2	284
6,000 to 6,999 acres	42	273,068	41	46,186	645	18,696	1,498	3,740	196,962	976	5,341	2	345
7,000 to 7,999 acres	26	192,197	26	34,502	5,733	15,480	1,320	40	129,009	300	6,113	4	1,163
8,000 to 8,999 acres	17	142,732	17	24,633	1,325	6,963	940	75	106,772	700	2,024	1	160
9,000 to 9,999 acres	15	141,958	14	17,587	405	6,208	...	2,290	111,135	110	4,333	...	...
10,000 or more acres	41	721,021	39	63,783	800	15,705	2,880	365	625,879	2,030	11,609	10	1,855

Table 14.–NUMBER OF FARMS AND ALL LAND IN FARMS CLASSIFIED BY USE, FOR FARMS OF 2,000 ACRES OR MORE, BY SIZE OF FARM, BY DIVISIONS AND STATES: 1959–Continued

Region, division, State, and size-of-farm group	Number of farms	All land in farms (acres)	Cropland harvested		Cropland used only for pasture (acres)	Cropland not harvested and not pastured (acres)	Woodland pastured (acres)	Woodland not pastured (acres)	Other pasture (not cropland and not woodland) (acres)		Other land (house lots, roads, wasteland, etc.) (acres)	Land irrigated	
			Farms reporting	Acres					Total	Improved		Farms reporting	Acres
South Dakota	4,081	20,231,404	3,863	2,249,222	353,569	874,847	113,692	14,897	16,327,530	62,026	297,647	230	30,882
2,000 to 2,999 acres	1,764	4,254,892	1,694	913,876	121,399	386,035	29,211	5,400	2,732,420	18,886	66,551	62	7,274
3,000 to 3,999 acres	800	2,745,301	764	421,646	57,100	168,968	24,185	2,652	2,035,404	8,276	35,346	39	3,344
4,000 to 4,999 acres	440	1,944,365	418	220,340	27,715	89,619	15,772	646	1,567,834	6,319	22,439	20	2,830
5,000 to 5,999 acres	295	1,612,594	275	177,784	29,332	66,474	14,995	2,012	1,300,786	3,230	21,211	27	3,586
6,000 to 6,999 acres	198	1,268,503	187	112,998	29,273	39,102	3,389	214	1,069,159	3,157	14,368	14	1,638
7,000 to 7,999 acres	106	785,909	97	59,585	24,604	21,592	1,110	762	668,659	3,096	9,597	16	1,448
8,000 to 8,999 acres	78	661,613	76	52,177	25,019	17,498	3,790	1,130	549,853	1,817	12,146	5	675
9,000 to 9,999 acres	62	587,237	55	33,468	17,136	12,661	9,560	15	504,374	1,970	10,023	7	1,317
10,000 or more acres	338	6,370,990	297	257,348	21,991	72,898	11,680	2,066	5,899,041	15,275	105,966	40	8,770
Nebraska	3,226	17,382,437	3,145	2,673,725	277,129	553,742	70,193	18,209	13,534,508	99,695	254,931	623	120,447
2,000 to 2,999 acres	1,381	3,314,438	1,345	743,374	77,205	271,398	26,224	7,576	2,131,033	19,494	57,628	258	42,260
3,000 to 3,999 acres	583	1,990,880	566	365,817	35,986	109,299	14,728	2,158	1,435,852	7,595	27,040	104	17,389
4,000 to 4,999 acres	319	1,411,559	311	251,485	19,333	63,191	7,159	1,314	1,050,505	9,379	18,572	67	10,333
5,000 to 5,999 acres	232	1,264,778	230	199,320	30,372	32,771	8,267	494	972,575	3,808	20,979	52	10,053
6,000 to 6,999 acres	143	918,404	137	127,960	31,463	16,730	3,505	392	728,407	20	9,947	38	7,464
7,000 to 7,999 acres	117	873,114	115	102,866	6,652	13,133	2,420	166	736,181	802	11,696	19	4,047
8,000 to 8,999 acres	73	618,372	71	85,203	13,222	8,848	40	4,743	495,374	3,189	10,942	16	3,967
9,000 to 9,999 acres	63	596,581	60	74,508	1,254	7,730	25	348	505,721	9,603	6,995	13	4,663
10,000 or more acres	315	6,394,311	310	723,192	61,642	30,642	7,825	1,018	5,478,860	45,805	91,132	56	20,271
Kansas	2,561	10,168,518	2,446	2,281,808	216,041	1,594,833	25,430	16,992	5,871,596	130,363	161,818	503	169,517
2,000 to 2,999 acres	1,434	3,400,833	1,394	1,117,655	78,836	737,529	9,848	8,762	1,373,940	34,914	74,263	268	82,220
3,000 to 3,999 acres	465	1,587,138	456	459,236	40,101	328,329	2,184	2,089	729,368	12,978	25,831	110	41,061
4,000 to 4,999 acres	231	1,020,693	219	233,952	20,616	163,119	2,490	1,296	581,872	13,305	17,348	48	17,504
5,000 to 5,999 acres	119	652,614	113	130,880	14,386	94,366	1,390	642	402,139	6,350	8,811	19	7,333
6,000 to 6,999 acres	68	436,761	57	69,445	16,576	65,208	733	1,080	275,013	6,694	8,706	12	7,457
7,000 to 7,999 acres	56	418,165	48	60,618	5,399	50,839	2,298	48	292,891	13,018	6,072	11	3,878
8,000 to 8,999 acres	41	344,964	36	52,759	8,749	39,728	890	150	238,807	200	3,881	10	3,403
9,000 to 9,999 acres	29	274,687	25	43,645	10,359	32,164	...	5	186,308	5,242	2,206	5	1,087
10,000 or more acres	118	2,032,663	98	113,618	21,019	83,551	5,597	2,920	1,791,258	37,662	14,700	20	5,574
Delaware	9	44,278	9	15,328	1,400	3,394	...	18,521	1,000	...	4,635	2	1,257
2,000 or more acres	9	44,278	9	15,328	1,400	3,394	...	18,521	1,000	...	4,635	2	1,257
Maryland	33	109,705	30	30,098	6,358	3,334	1,593	44,441	12,157	3,973	11,724	4	1,046
2,000 to 2,999 acres	23	51,934	21	17,106	3,472	1,769	1,518	17,211	3,927	1,993	6,931	2	136
3,000 to 3,999 acres	4	13,392	4	3,250	860	170	75	7,317	1,500	1,200	220	...	...
4,000 or more acres	6	44,379	5	9,742	2,026	1,395	...	19,913	6,730	780	4,573	2	910
Virginia	235	785,182	223	102,738	60,148	14,900	60,484	387,833	135,722	43,145	23,357	19	3,394
2,000 to 2,999 acres	139	325,852	130	46,285	22,990	6,098	27,311	155,583	55,359	20,790	12,226	11	698
3,000 to 3,999 acres	56	188,725	53	23,598	16,807	3,774	11,676	86,147	40,990	14,929	5,733	4	1,070
4,000 to 4,999 acres	19	82,274	19	13,195	7,235	3,718	5,474	40,944	9,219	3,518	2,489	2	1,501
5,000 to 5,999 acres	10	51,655	10	10,409	4,066	139	1,600	28,772	4,524	1,808	2,145	1	100
6,000 to 6,999 acres	3	19,809	3	1,179	710	597	49	15,732	1,500	300	42	...	...
7,000 to 7,999 acres	2	14,540	2	1,010	2,000	225	824	9,856	550	550	75	...	...
8,000 to 8,999 acres	1	8,147	1	490	630	...	2,000	5,000	...	...	27	...	...
9,000 to 9,999 acres	...	...	...	...	...	...	...	...	...	...	...	...	...
10,000 or more acres	5	94,180	5	6,572	5,710	349	11,550	45,799	23,580	1,250	620	1	25
West Virginia	72	262,680	69	15,630	10,367	4,825	55,565	110,241	61,778	11,350	4,274	...	...
2,000 to 2,999 acres	42	101,866	40	7,044	6,961	2,243	7,224	46,977	28,679	4,210	2,738	...	...
3,000 to 3,999 acres	11	36,296	11	2,233	...	2,402	10,361	9,770	11,451	2,650	79	...	...
4,000 to 4,999 acres	8	36,582	7	2,961	1,114	180	10,131	14,357	7,584	850	255	...	...
5,000 or more acres	11	87,936	11	3,392	2,292	...	27,849	39,137	14,064	3,640	1,202	...	...
North Carolina	160	644,012	152	75,948	34,155	26,976	63,659	388,963	38,691	20,933	15,620	30	2,408
2,000 to 2,999 acres	80	193,064	75	24,500	9,086	7,613	26,583	106,521	14,759	8,259	4,002	10	169
3,000 to 3,999 acres	39	131,694	37	22,011	6,856	3,555	7,600	79,534	9,627	7,052	2,511	11	2,016
4,000 to 4,999 acres	16	70,988	16	9,741	5,225	3,247	5,052	45,035	1,657	1,382	1,031	3	38
5,000 to 5,999 acres	6	31,831	6	3,192	1,150	985	1,700	21,236	3,085	360	483	1	50
6,000 to 6,999 acres	1	6,607	1	230	...	920	550	4,332	550	550	25	...	...
7,000 to 7,999 acres	5	37,514	4	5,682	3,165	3,100	550	23,049	450	25	1,518	2	90
8,000 to 8,999 acres	3	26,341	3	1,065	375	300	8,974	14,917	610	...	100	1	15
9,000 to 9,999 acres	3	27,822	3	1,850	350	809	650	22,974	590	505	599	1	15
10,000 or more acres	7	118,151	7	7,677	7,948	6,447	12,000	71,365	7,363	2,800	5,351	1	15
South Carolina	306	1,189,497	298	149,468	76,303	56,611	172,929	621,135	77,919	26,806	35,132	31	2,235
2,000 to 2,999 acres	173	405,569	170	77,409	32,075	25,879	57,725	181,598	20,231	7,103	10,652	17	1,671
3,000 to 3,999 acres	44	148,027	42	25,119	9,806	6,965	16,410	78,895	9,038	3,823	1,794	7	325
4,000 to 4,999 acres	31	136,587	31	18,631	11,346	4,413	12,503	76,630	5,862	3,264	7,202	3	85
5,000 to 5,999 acres	19	104,522	19	10,177	6,044	3,808	16,959	53,679	7,785	2,452	6,070	2	100
6,000 to 6,999 acres	14	90,519	14	8,110	3,702	4,379	22,522	46,663	2,680	2,565	2,463	...	...
7,000 to 7,999 acres	6	44,566	5	3,378	777	826	11,825	24,667	1,065	665	2,028	...	...
8,000 to 8,999 acres	3	24,900	3	1,159	320	410	7,390	14,686	800	300	135	...	...
9,000 to 9,999 acres	3	28,653	3	939	2,045	...	8,500	12,104	2,155	1,100	2,910	1	40
10,000 or more acres	13	206,154	11	4,546	10,188	9,931	19,095	132,213	28,303	5,534	1,878	1	14
Georgia	756	3,225,254	695	362,226	137,491	132,005	569,545	1,718,185	215,236	116,804	90,566	55	5,055
2,000 to 2,999 acres	382	912,506	352	145,160	56,678	45,603	164,269	418,446	62,811	36,029	19,539	25	2,613
3,000 to 3,999 acres	134	452,533	123	68,519	25,921	17,637	67,964	232,484	30,311	15,972	9,697	11	1,277
4,000 to 4,999 acres	79	347,702	73	30,684	22,279	16,239	79,100	171,008	20,049	10,306	8,343	4	264
5,000 to 5,999 acres	48	257,330	45	25,330	8,410	14,755	43,832	134,921	23,307	11,540	6,775	8	340
6,000 to 6,999 acres	24	154,574	21	19,780	4,014	5,763	24,483	79,814	16,205	4,348	4,515	...	...
7,000 to 7,999 acres	20	148,414	17	15,758	3,395	4,947	26,172	76,592	18,374	8,940	3,176	1	172
8,000 to 8,999 acres	12	101,837	12	14,048	3,601	4,182	9,205	63,506	6,088	6,038	1,207	2	200
9,000 to 9,999 acres	10	95,636	9	5,896	1,595	3,301	15,000	58,800	10,136	7,952	908	...	...
10,000 or more acres	47	754,722	43	37,051	11,598	19,578	139,520	482,614	27,955	15,679	36,406	4	189
Florida	982	9,800,531	619	366,265	378,931	156,038	4,154,449	876,469	3,287,017	751,619	581,362	183	169,102
2,000 to 2,999 acres	279	661,518	182	80,844	58,769	28,407	204,488	99,888	146,751	76,049	42,371	62	31,365
3,000 to 3,999 acres	157	531,508	110	47,164	52,248	9,253	205,363	44,889	144,571	50,934	28,020	18	20,596
4,000 to 4,999 acres	89	390,295	55	36,001	31,910	7,119	126,323	28,104	129,081	42,107	31,757	12	9,132
5,000 to 5,999 acres	78	416,872	41	22,731	27,908	16,138	172,650	46,348	99,651	32,558	31,446	11	8,999
6,000 to 6,999 acres	47	299,151	29	16,437	19,743	1,986	91,760	42,138	106,005	30,205	21,082	10	6,136
7,000 to 7,999 acres	44	323,846	24	5,604	17,421	1,226	137,894	27,780	109,150	29,412	24,771	8	4,148
8,000 to 8,999 acres	28	233,150	19	3,599	8,065	7,372	97,589	28,993	66,360	16,470	21,172	4	780
9,000 to 9,999 acres	33	312,653	21	7,900	11,580	3,284	139,167	6,114	102,790	20,035	41,818	8	3,285
10,000 or more acres	227	6,631,538	138	145,985	151,287	81,253	2,979,215	552,215	2,382,658	453,849	338,925	50	84,661

Table 14.—NUMBER OF FARMS AND ALL LAND IN FARMS CLASSIFIED BY USE, FOR FARMS OF 2,000 ACRES OR MORE, BY SIZE OF FARM, BY DIVISIONS AND STATES: 1959—Continued

Region, division, State, and size-of-farm group	Number of farms	All land in farms (acres)	Cropland harvested		Cropland used only for pasture (acres)	Cropland not harvested and not pastured (acres)	Woodland pastured (acres)	Woodland not pastured (acres)	Other pasture (not cropland and not woodland) (acres)		Other land (house lots, roads, wasteland, etc.) (acres)	Land irrigated	
			Farms reporting	Acres					Total	Improved		Farms reporting	Acres
Kentucky	99	308,418	96	60,149	68,678	22,549	20,847	94,537	32,637	3,043	9,021	12	964
2,000 to 2,999 acres	69	165,511	67	35,996	40,245	8,636	14,369	44,573	16,677	1,165	5,015	6	633
3,000 to 3,999 acres	15	52,385	14	13,068	9,041	3,068	670	20,295	3,996	728	2,247	3	126
4,000 to 4,999 acres	6	26,948	6	3,805	8,965	341	1,266	10,859	1,308	150	404	2	160
5,000 to 5,999 acres	3	15,814	3	4,231	6,035	340	1,020	2,600	740	...	848	1	45
6,000 to 6,999 acres	3	20,060	3	1,778	2,000	1,348	1,326	12,500	756	600	352	...	...
7,000 to 7,999 acres	...	...	...	...	...	...	...	...	...	...	...	...	...
8,000 or more acres	3	27,700	3	1,271	2,392	8,816	2,196	3,710	9,160	400	155	...	...
Tennessee	152	497,074	142	66,751	59,046	25,210	55,297	226,286	48,575	16,864	15,909	10	502
2,000 to 2,999 acres	94	218,745	88	36,415	30,739	9,851	21,013	98,561	15,891	6,773	6,275	5	237
3,000 to 3,999 acres	31	106,668	30	11,269	10,752	4,056	15,037	50,621	9,992	1,776	4,941	3	85
4,000 to 4,999 acres	8	34,312	6	6,247	3,275	2,178	5,304	15,527	1,230	...	551	...	...
5,000 to 5,999 acres	9	48,981	9	5,798	3,060	5,299	4,250	23,002	5,521	4,836	2,051	1	20
6,000 to 6,999 acres	4	24,325	4	2,805	1,720	1,184	...	16,229	1,460	...	927	1	160
7,000 or more acres	6	64,043	5	4,217	9,500	2,642	9,693	22,346	14,481	3,479	1,164	...	...
Alabama	733	2,955,763	649	237,177	237,435	79,018	759,985	997,337	591,562	241,861	53,249	22	6,163
2,000 to 2,999 acres	361	867,637	327	97,086	79,848	30,784	200,748	270,322	175,406	73,825	13,443	9	895
3,000 to 3,999 acres	158	540,454	138	51,069	36,665	12,863	130,543	186,664	110,859	51,530	11,791	4	871
4,000 to 4,999 acres	77	340,604	66	23,057	36,129	5,636	95,471	101,327	71,679	21,427	7,305	3	152
5,000 to 5,999 acres	48	260,971	41	17,376	20,644	3,809	72,069	93,405	50,613	25,186	3,055	1	95
6,000 to 6,999 acres	29	184,138	24	9,031	10,599	5,068	69,182	65,268	22,999	8,765	1,991	...	...
7,000 to 7,999 acres	14	102,942	12	4,227	8,370	465	28,535	45,147	15,374	13,056	824	1	100
8,000 to 8,999 acres	11	91,964	10	9,438	7,154	2,050	23,377	29,135	20,315	6,350	495	1	670
9,000 to 9,999 acres	5	46,847	5	2,103	8,129	1,986	13,240	16,844	4,078	3,540	467	...	...
10,000 or more acres	30	520,206	26	23,790	29,897	16,357	126,820	189,225	120,239	38,182	13,878	3	3,380
Mississippi	760	2,847,077	711	618,643	253,019	136,055	540,447	798,917	397,829	144,313	102,167	104	30,751
2,000 to 2,999 acres	409	976,450	382	261,534	80,203	51,373	182,916	216,616	147,161	51,392	36,647	53	10,920
3,000 to 3,999 acres	165	556,445	155	142,339	56,930	30,600	84,139	152,923	70,396	21,949	19,118	25	9,147
4,000 to 4,999 acres	88	388,029	83	84,665	34,850	17,623	62,078	120,883	57,891	19,191	10,039	12	4,815
5,000 to 5,999 acres	31	170,309	28	34,296	14,760	4,216	41,084	46,216	24,177	11,275	5,560	4	1,075
6,000 to 6,999 acres	15	96,414	14	27,265	3,082	4,027	13,685	32,003	13,956	2,316	2,396	2	579
7,000 to 7,999 acres	14	105,198	13	9,095	10,727	1,577	34,669	43,314	3,851	1,495	1,965	2	1,540
8,000 to 8,999 acres	9	75,939	9	7,488	15,385	832	19,819	5,217	13,488	6,488	13,710	...	...
9,000 to 9,999 acres	6	56,493	6	9,408	6,630	717	13,386	19,115	6,625	445	612	...	...
10,000 or more acres	23	421,800	21	42,553	30,452	25,090	88,671	162,630	60,284	29,762	12,120	6	2,675
Arkansas	526	1,911,108	467	584,677	207,696	89,612	339,226	451,012	153,039	43,989	85,846	195	95,013
2,000 to 2,999 acres	298	718,882	267	260,131	86,624	34,639	116,494	139,898	48,222	13,366	32,874	109	44,454
3,000 to 3,999 acres	109	373,592	89	106,663	42,978	18,137	75,328	83,829	31,606	12,149	15,051	25	11,064
4,000 to 4,999 acres	54	237,276	50	71,196	21,270	7,764	30,537	74,458	17,559	3,458	14,492	25	11,269
5,000 to 5,999 acres	15	83,690	15	24,872	14,225	4,336	12,297	18,685	5,340	503	3,935	12	4,677
6,000 to 6,999 acres	12	75,040	12	24,913	8,711	5,108	7,732	12,145	6,159	1,005	10,272	5	3,820
7,000 to 7,999 acres	9	66,377	9	12,357	16,630	5,585	10,448	13,185	6,385	2,400	1,787	6	3,073
8,000 to 8,999 acres	6	50,893	5	30,696	3,035	1,098	9,360	5,963	80	80	661	5	5,072
9,000 to 9,999 acres	6	55,706	6	16,544	3,280	1,384	2,175	30,441	470	470	1,412	3	1,514
10,000 or more acres	17	249,652	14	37,305	10,943	11,561	74,855	72,408	37,218	10,558	5,362	5	10,070
Louisiana	562	2,550,611	511	368,974	435,920	82,893	511,614	477,222	515,638	114,418	158,350	99	57,359
2,000 to 2,999 acres	266	627,259	243	112,262	139,906	27,741	118,388	112,920	95,650	37,649	20,392	49	18,541
3,000 to 3,999 acres	119	400,336	109	72,752	84,874	13,998	83,711	62,932	64,502	21,306	17,567	18	8,972
4,000 to 4,999 acres	58	254,001	50	38,730	52,307	9,407	50,249	40,376	53,539	15,526	9,393	9	3,513
5,000 to 5,999 acres	33	177,939	30	30,485	15,127	9,544	24,115	35,822	53,254	7,404	9,592	6	2,407
6,000 to 6,999 acres	13	82,097	13	13,908	14,627	2,923	13,807	14,414	18,317	1,070	4,101	3	2,498
7,000 to 7,999 acres	12	88,430	12	11,724	7,157	4,680	20,377	21,059	14,476	1,800	8,957	...	...
8,000 to 8,999 acres	12	100,596	12	7,914	22,196	437	24,807	28,636	7,436	5,100	9,170	4	1,663
9,000 to 9,999 acres	10	95,271	9	9,764	19,016	805	22,300	34,659	6,168	4,868	2,559	...	...
10,000 or more acres	39	724,682	33	71,435	80,710	13,358	153,860	126,404	202,296	19,695	76,619	10	19,765
Oklahoma	1,774	8,225,276	1,438	741,453	329,611	345,820	1,029,483	90,474	5,552,384	323,474	136,051	121	30,590
2,000 to 2,999 acres	878	2,101,031	752	358,126	114,351	160,066	238,364	30,590	1,157,556	83,439	41,978	54	8,700
3,000 to 3,999 acres	312	1,053,840	260	135,702	40,908	69,609	146,464	13,910	626,344	37,788	20,903	28	6,747
4,000 to 4,999 acres	166	733,138	129	85,347	30,535	40,981	86,710	660	479,272	25,382	9,633	10	1,350
5,000 to 5,999 acres	106	566,710	77	40,534	39,255	22,806	68,197	7,136	381,228	25,716	7,554	10	3,593
6,000 to 6,999 acres	72	459,342	52	24,581	18,115	12,519	48,317	18,845	332,759	7,702	4,206	6	1,592
7,000 to 7,999 acres	49	361,041	33	12,725	7,422	6,227	28,217	8,029	290,879	12,744	7,542	3	476
8,000 to 8,999 acres	31	258,701	19	9,450	11,200	6,989	25,027	6,750	194,425	6,260	4,860	...	...
9,000 to 9,999 acres	24	227,554	16	13,027	13,262	4,690	11,168	144	184,117	6,167	1,146	...	...
10,000 or more acres	136	2,463,919	100	61,961	54,563	21,933	377,019	4,410	1,905,804	118,276	38,229	10	8,132
Texas	9,582	84,632,379	5,414	3,159,413	2,107,556	1,413,699	5,217,958	345,065	71,577,477	4,592,924	811,211	1,586	847,715
2,000 to 2,999 acres	3,219	7,749,394	2,227	1,118,288	540,990	460,386	1,020,167	66,295	4,439,551	485,342	103,717	606	310,549
3,000 to 3,999 acres	1,588	5,435,463	974	534,143	340,648	240,140	661,354	45,608	3,545,346	339,814	68,224	273	147,103
4,000 to 4,999 acres	893	3,934,361	523	314,510	200,719	138,425	553,293	41,914	2,650,484	247,730	35,016	139	70,009
5,000 to 5,999 acres	702	3,808,096	368	228,256	186,161	106,054	454,910	34,424	2,750,145	232,939	48,146	113	74,408
6,000 to 6,999 acres	498	3,184,771	244	139,727	106,170	64,475	332,762	9,966	2,503,409	220,014	28,262	71	41,261
7,000 to 7,999 acres	371	2,745,254	165	96,783	72,071	42,604	264,112	10,314	2,228,025	196,294	31,345	43	14,447
8,000 to 8,999 acres	304	2,551,722	126	88,361	73,559	48,897	215,409	13,295	2,087,166	164,062	25,035	49	31,323
9,000 to 9,999 acres	205	1,935,082	97	69,056	43,691	28,786	164,585	10,630	1,603,194	140,360	15,140	43	25,923
10,000 or more acres	1,802	53,288,236	690	570,289	543,547	283,932	1,551,366	112,619	49,770,157	2,566,369	456,326	249	132,692
Montana	7,515	50,344,578	7,205	4,268,616	541,223	3,078,510	1,628,637	126,695	40,066,408	321,001	634,489	2,608	869,071
2,000 to 2,999 acres	2,731	6,598,089	2,650	1,340,227	123,935	1,145,304	187,269	17,083	3,634,089	38,236	150,182	741	136,222
3,000 to 3,999 acres	1,423	4,892,101	1,387	767,043	84,298	605,500	158,853	8,154	3,189,343	31,608	78,910	451	100,072
4,000 to 4,999 acres	890	3,960,734	859	516,077	56,366	390,744	134,765	2,123	2,805,110	35,208	55,549	309	67,725
5,000 to 5,999 acres	565	3,073,912	546	318,980	44,596	234,973	111,920	6,579	2,326,682	23,830	30,182	207	56,327
6,000 to 6,999 acres	351	2,261,346	336	198,689	34,543	145,043	112,207	17,859	1,728,179	21,913	24,826	150	44,189
7,000 to 7,999 acres	292	2,177,714	281	181,841	26,709	115,545	79,043	2,997	1,750,845	19,877	20,734	118	34,726
8,000 to 8,999 acres	183	1,541,381	174	117,937	18,092	82,958	58,875	10,997	1,229,934	13,415	22,588	88	31,152
9,000 to 9,999 acres	157	1,482,650	145	95,117	24,183	52,130	80,917	10,775	1,202,775	16,060	16,753	76	32,851
10,000 or more acres	923	24,356,651	827	732,705	128,501	306,313	704,788	50,128	22,199,451	120,854	234,765	468	365,807

Table 14.–NUMBER OF FARMS AND ALL LAND IN FARMS CLASSIFIED BY USE, FOR FARMS OF 2,000 ACRES OR MORE, BY SIZE OF FARM, BY DIVISIONS AND STATES: 1959–Continued

Region, division, State, and size-of-farm group	Number of farms	All land in farms (acres)	Cropland harvested		Cropland used only for pasture (acres)	Cropland not harvested and not pastured (acres)	Woodland pastured (acres)	Woodland not pastured (acres)	Other pasture (not cropland and not woodland) (acres)		Other land (house lots, roads, wasteland, etc.) (acres)	Land irrigated	
			Farms reporting	Acres					Total	Improved		Farms reporting	Acres
Idaho	1,202	7,527,431	1,061	681,997	197,653	437,920	645,177	55,738	5,268,182	196,760	240,764	741	310,093
2,000 to 2,999 acres	510	1,218,401	476	271,208	45,156	175,179	84,919	26,248	549,444	28,054	66,247	277	91,655
3,000 to 3,999 acres	226	777,848	203	106,282	44,785	75,307	61,025	20,223	430,161	24,809	40,065	154	46,609
4,000 to 4,999 acres	115	510,628	105	65,791	22,306	47,330	45,621	1,141	308,684	13,562	19,755	75	31,775
5,000 to 5,999 acres	62	338,584	50	49,047	10,486	26,351	26,662	4,579	211,452	9,162	10,007	40	23,108
6,000 to 6,999 acres	39	251,842	32	23,295	12,523	19,065	10,820	2	181,293	11,814	4,844	28	9,507
7,000 to 7,999 acres	42	313,275	38	30,084	9,085	18,031	39,095	...	205,758	10,171	11,222	30	14,055
8,000 to 8,999 acres	32	271,033	23	16,836	13,797	12,392	24,500	...	194,088	9,784	9,420	20	6,749
9,000 to 9,999 acres	22	208,004	21	19,106	7,371	13,552	14,734	2,460	143,455	3,114	7,326	19	10,918
10,000 or more acres	154	3,637,816	113	100,348	32,144	50,713	337,801	1,085	3,043,847	86,290	71,878	98	75,717
Wyoming	2,792	32,706,632	2,335	862,536	386,285	243,386	432,379	12,666	30,423,946	287,826	345,434	1,433	733,607
2,000 to 2,999 acres	698	1,705,786	623	170,342	60,992	78,542	66,473	3,772	1,298,397	40,825	27,268	319	103,359
3,000 to 3,999 acres	428	1,464,897	365	111,155	25,970	40,018	49,228	2,827	1,219,803	26,496	15,896	202	77,173
4,000 to 4,999 acres	287	1,266,532	256	81,294	23,119	25,404	26,300	6	1,090,444	27,127	19,965	143	66,199
5,000 to 5,999 acres	231	1,250,075	197	61,516	20,165	17,860	34,210	3,060	1,097,210	20,218	16,054	109	46,646
6,000 to 6,999 acres	153	995,144	130	43,031	32,277	15,215	15,740	...	873,841	8,642	15,040	84	32,059
7,000 to 7,999 acres	105	777,794	95	41,472	19,700	12,676	8,304	650	688,800	11,168	6,192	67	34,782
8,000 to 8,999 acres	79	662,707	65	26,904	6,871	8,460	18,455	...	597,027	11,331	4,990	52	24,878
9,000 to 9,999 acres	76	717,873	59	20,956	12,383	3,984	14,083	...	660,609	3,962	5,858	40	18,443
10,000 or more acres	735	23,865,824	545	305,866	184,808	41,227	199,586	2,351	22,897,815	138,057	234,171	417	330,068
Colorado	4,154	26,262,814	3,494	1,977,593	632,173	1,754,576	1,336,322	95,134	19,900,403	301,991	566,613	1,747	685,833
2,000 to 2,999 acres	1,674	4,027,795	1,494	732,314	137,809	708,667	192,133	21,454	2,154,599	50,942	80,819	576	151,395
3,000 to 3,999 acres	759	2,591,701	658	376,721	83,657	374,814	125,594	22,355	1,549,664	43,576	58,896	320	100,016
4,000 to 4,999 acres	434	1,916,173	369	212,573	63,546	200,263	149,999	5,821	1,252,848	34,863	31,123	195	57,853
5,000 to 5,999 acres	256	1,387,225	209	124,402	49,539	88,125	78,285	5,445	1,014,027	16,953	27,402	140	56,434
6,000 to 6,999 acres	200	1,288,297	161	107,053	53,240	74,264	54,914	2,408	976,196	24,267	20,222	104	58,258
7,000 to 7,999 acres	130	967,826	97	70,115	39,564	75,780	49,232	300	710,044	13,821	22,791	52	17,660
8,000 to 8,999 acres	129	1,091,752	100	57,111	24,130	51,794	31,094	626	915,808	7,343	11,189	59	22,716
9,000 to 9,999 acres	66	626,436	51	26,577	20,765	13,795	25,953	640	532,823	9,600	5,883	35	23,141
10,000 or more acres	506	12,365,609	355	270,727	159,923	167,074	629,118	36,085	10,794,394	100,626	308,288	266	198,360
New Mexico	2,859	42,061,073	945	265,006	231,924	299,982	3,251,936	242,406	37,123,084	255,974	646,735	598	138,110
2,000 to 2,999 acres	602	1,452,199	268	70,827	44,571	74,627	97,222	8,457	1,138,667	9,312	17,828	152	30,467
3,000 to 3,999 acres	391	1,345,772	159	44,346	19,348	47,550	51,328	5,108	1,159,031	10,322	19,061	85	16,057
4,000 to 4,999 acres	268	1,193,105	99	30,201	21,467	28,315	60,844	2,300	1,037,052	7,954	12,926	61	9,226
5,000 to 5,999 acres	166	901,214	43	9,595	11,783	21,723	32,339	2,000	814,489	10,978	9,285	28	2,704
6,000 to 6,999 acres	153	984,248	51	7,033	18,468	13,010	46,145	1,555	884,290	...	13,747	33	3,680
7,000 to 7,999 acres	136	1,013,028	42	12,947	1,706	16,463	43,330	...	929,446	10,767	9,136	25	3,607
8,000 to 8,999 acres	117	990,402	32	6,029	11,727	6,749	52,300	973	904,120	18,433	8,504	17	4,105
9,000 to 9,999 acres	79	748,821	18	2,261	28,637	2,090	23,640	120	687,997	89	4,076	11	857
10,000 or more acres	947	33,432,284	233	81,767	74,217	89,455	2,844,788	221,893	29,567,992	188,119	552,172	186	67,407
Arizona	984	38,567,043	406	364,617	119,296	169,002	5,929,750	58,870	30,156,946	422,521	1,768,562	445	433,501
2,000 to 2,999 acres	179	434,389	97	81,509	17,002	29,326	15,874	1,600	272,002	4,192	17,076	96	87,920
3,000 to 3,999 acres	104	351,782	46	40,484	7,322	16,231	16,897	200	259,931	7,412	10,717	52	45,081
4,000 to 4,999 acres	80	354,374	43	43,637	12,283	29,195	18,248	300	238,164	11,915	12,547	49	51,250
5,000 to 5,999 acres	48	262,944	19	15,737	579	13,730	...	...	227,894	1,438	5,004	22	17,878
6,000 to 6,999 acres	45	289,969	21	14,348	9,242	8,246	2,449	...	250,386	5,540	5,298	17	16,867
7,000 to 7,999 acres	30	223,188	11	9,240	3,274	5,426	20	...	195,612	10,962	9,616	11	12,666
8,000 to 8,999 acres	37	312,883	7	5,062	3,900	3,258	9,894	...	288,423	175	2,346	12	5,406
9,000 to 9,999 acres	33	314,076	11	13,027	455	9,528	1,000	...	280,790	100	9,276	14	14,024
10,000 or more acres	428	36,023,438	151	141,573	65,239	54,062	5,865,368	56,770	28,143,744	380,787	1,696,682	172	182,409
Utah	1,012	9,465,118	793	209,738	169,418	221,369	800,445	18,679	7,830,623	172,649	214,846	763	169,799
2,000 to 2,999 acres	287	697,514	244	53,085	37,528	65,941	31,595	9,612	476,719	18,396	23,034	224	38,028
3,000 to 3,999 acres	162	555,681	140	43,685	24,381	48,560	23,782	2,791	395,342	20,683	17,140	128	28,661
4,000 to 4,999 acres	101	444,399	81	26,604	28,549	31,246	25,987	1,401	318,324	5,606	12,288	75	12,563
5,000 to 5,999 acres	72	392,055	56	9,534	6,377	7,420	26,762	605	335,614	6,588	5,743	55	9,286
6,000 to 6,999 acres	65	419,869	46	8,403	10,877	9,421	25,713	250	351,636	4,670	13,569	49	8,418
7,000 to 7,999 acres	40	294,616	29	6,525	9,326	5,180	19,288	...	239,258	4,200	15,039	29	5,937
8,000 to 8,999 acres	36	303,849	29	4,402	3,301	11,265	16,754	2,520	263,297	1,720	2,310	30	7,436
9,000 to 9,999 acres	38	357,997	30	6,390	2,323	4,759	31,955	400	309,405	4,390	2,765	30	6,049
10,000 or more acres	211	5,999,138	138	51,110	46,756	37,577	598,609	1,100	5,141,028	106,396	122,958	143	53,421
Nevada	401	10,346,168	342	197,421	276,131	61,922	21,913	7,946	9,249,460	203,623	531,375	363	337,574
2,000 to 2,999 acres	94	225,966	79	22,659	35,392	4,468	7,007	380	142,429	14,432	13,631	84	39,670
3,000 to 3,999 acres	61	204,878	51	18,502	16,286	4,196	4,007	7,165	140,119	19,566	14,603	57	37,981
4,000 to 4,999 acres	24	105,265	23	12,910	13,688	5,288	...	...	66,075	5,521	7,304	24	20,439
5,000 to 5,999 acres	18	96,818	17	8,233	12,640	1,550	...	...	66,715	5,104	7,680	17	11,357
6,000 to 6,999 acres	21	133,142	19	5,877	26,242	2,435	...	...	91,938	13,431	6,650	20	14,796
7,000 to 7,999 acres	17	126,185	16	6,929	6,240	70	300	400	107,879	7,171	4,367	16	13,339
8,000 to 8,999 acres	12	100,347	10	10,229	3,480	270	2,000	...	76,058	10,882	8,310	10	17,981
9,000 to 9,999 acres	11	103,604	9	4,793	8,868	1,800	...	1	87,681	8,200	461	9	10,170
10,000 or more acres	143	9,249,963	118	107,289	153,295	41,845	8,599	...	8,470,566	119,316	468,369	126	171,841
Washington	1,614	10,231,801	1,540	1,358,392	174,928	1,291,454	2,048,001	139,740	4,885,331	63,136	333,955	506	89,984
2,000 to 2,999 acres	682	1,636,590	662	444,597	28,828	410,059	194,279	44,362	476,374	8,081	38,091	152	22,549
3,000 to 3,999 acres	331	1,132,699	320	273,297	13,320	271,132	127,439	27,298	393,047	4,983	27,166	90	12,208
4,000 to 4,999 acres	160	705,868	151	162,929	15,042	165,075	55,950	14,531	277,616	4,789	14,725	51	6,193
5,000 to 5,999 acres	117	629,283	113	121,630	12,001	123,295	61,652	8,412	281,053	4,654	21,240	50	6,447
6,000 to 6,999 acres	67	430,172	64	61,535	22,102	57,589	55,462	5,498	210,832	3,358	17,154	28	7,770
7,000 to 7,999 acres	51	376,590	47	50,679	22,792	59,910	46,232	7,149	174,007	1,661	15,821	22	3,142
8,000 to 8,999 acres	37	312,084	35	47,012	2,298	43,841	52,912	2,330	160,729	1,180	2,962	14	3,236
9,000 to 9,999 acres	21	196,517	20	29,614	934	35,083	6,209	...	117,637	220	7,040	8	953
10,000 or more acres	148	4,811,998	128	167,099	57,611	125,470	1,447,866	30,160	2,794,036	34,210	189,756	91	27,486
Oregon	1,920	14,559,543	1,780	1,087,515	325,263	730,136	2,170,163	167,772	9,949,298	302,368	129,396	1,199	496,661
2,000 to 2,999 acres	609	1,470,146	557	258,144	54,996	197,085	202,502	35,369	699,107	19,332	22,943	301	57,659
3,000 to 3,999 acres	343	1,184,295	324	175,567	50,759	124,663	150,062	23,765	645,504	21,537	13,975	205	49,570
4,000 to 4,999 acres	234	1,039,380	216	109,506	30,975	84,412	144,559	11,760	641,024	15,135	17,144	146	41,908
5,000 to 5,999 acres	142	770,308	134	79,354	25,910	54,924	70,259	7,358	521,472	16,224	11,031	95	34,300
6,000 to 6,999 acres	99	633,090	94	54,988	7,926	33,041	74,935	6,519	451,918	6,345	3,763	69	24,082
7,000 to 7,999 acres	76	566,383	71	42,978	20,737	25,687	81,604	2,619	389,660	10,394	3,098	56	27,209
8,000 to 8,999 acres	48	407,886	44	30,950	5,571	20,365	62,823	4,008	282,384	5,987	1,785	38	13,647
9,000 to 9,999 acres	38	357,345	36	25,552	13,211	8,566	35,514	3,775	268,813	2,345	1,914	30	15,232
10,000 or more acres	331	8,130,710	304	310,476	115,178	181,393	1,347,905	72,599	6,049,416	205,069	53,743	259	233,054

Table 14.–NUMBER OF FARMS AND ALL LAND IN FARMS CLASSIFIED BY USE, FOR FARMS OF 2,000 ACRES OR MORE, BY SIZE OF FARM, BY DIVISIONS AND STATES: 1959–Continued

Region, division, State, and size-of-farm group	Number of farms	All land in farms (acres)	Cropland harvested		Cropland used only for pasture (acres)	Cropland not harvested and not pastured (acres)	Woodland pastured (acres)	Woodland not pastured (acres)	Other pasture (not cropland and not woodland) (acres)		Other land (house lots, roads, wasteland, etc.) (acres)	Land irrigated	
			Farms reporting	Acres					Total	Improved		Farms reporting	Acres
California	3,192	23,946,149	2,208	2,524,619	1,612,959	1,039,606	3,037,365	460,254	14,400,127	501,081	871,219	1,876	2,096,903
2,000 to 2,999 acres	1,063	2,560,452	744	568,476	261,491	189,586	350,164	53,353	1,011,146	55,380	126,236	619	423,717
3,000 to 3,999 acres	563	1,931,952	394	335,506	182,859	140,821	264,347	38,702	866,628	42,012	103,089	329	257,314
4,000 to 4,999 acres	373	1,655,542	259	265,387	148,282	109,348	210,256	49,160	801,957	50,236	71,152	212	220,848
5,000 to 5,999 acres	229	1,234,890	154	172,159	89,040	68,734	184,280	25,651	636,590	29,792	58,436	137	139,449
6,000 to 6,999 acres	155	993,912	105	102,565	91,648	62,560	137,215	26,324	531,186	20,618	42,414	91	85,795
7,000 to 7,999 acres	137	1,013,162	100	115,495	123,133	54,997	180,787	28,622	480,351	29,287	29,777	83	110,907
8,000 to 8,999 acres	102	854,461	71	94,751	75,790	56,939	110,502	23,697	444,420	28,063	48,362	66	80,607
9,000 to 9,999 acres	76	714,487	54	73,129	79,623	34,103	72,905	13,976	412,476	11,978	28,275	45	56,237
10,000 or more acres	494	12,987,291	327	797,151	561,093	322,518	1,526,909	200,769	9,215,373	233,715	363,478	294	722,029
Alaska	16	825,083	9	1,557	651	280	38,345	41,627	520,173	...	222,450	...	...
2,000 to 2,999 acres	2	4,355	2	1,323	21	10	155	1,427	1,075	...	344	...	...
3,000 to 3,999 acres	...	...	...	...	...	...	...	...	...	...	...	...	...
4,000 to 4,999 acres	...	...	...	...	...	...	...	...	...	...	...	...	...
5,000 to 5,999 acres	...	...	...	...	...	...	...	...	...	...	...	...	...
6,000 to 6,999 acres	...	...	...	...	...	...	...	...	...	...	...	...	...
7,000 to 7,999 acres	...	...	...	...	...	...	...	...	...	...	...	...	...
8,000 to 8,999 acres	...	...	...	...	...	...	...	...	...	...	...	...	...
9,000 to 9,999 acres	...	...	...	...	...	...	...	...	...	...	...	...	...
10,000 or more acres	14	820,728	7	234	630	270	38,190	40,200	519,098	...	222,106	...	...
Hawaii	87	2,267,540	57	141,727	143,391	133,522	102,793	283,280	853,645	100,007	609,182	31	133,940
2,000 to 2,999 acres	15	40,178	6	2,062	6,545	3,842	1,296	6,039	16,437	1,790	3,957	1	70
3,000 to 3,999 acres	8	28,099	5	3,764	1,575	2,720	6,105	11	7,860	3,632	6,064	4	361
4,000 to 4,999 acres	3	14,011	...	...	1,659	...	...	...	9,454	...	2,898	...	...
5,000 to 5,999 acres	6	32,599	6	10,243	405	8,158	...	17	8,937	3,000	4,839	4	12,061
6,000 to 6,999 acres	3	19,657	3	6,955	...	8,637	...	200	...	...	3,865	2	4,369
7,000 to 7,999 acres	2	15,457	1	5,174	3,800	1,254	...	1,600	635	...	2,994	1	168
8,000 to 8,999 acres	1	8,128	...	...	...	...	...	...	8,018	...	110	...	...
9,000 to 9,999 acres	1	9,180	1	120	59	...	9,000	...	...	...	1	1	120
10,000 or more acres	48	2,100,231	35	113,409	129,348	108,911	86,392	275,413	802,304	91,585	584,454	18	116,791

Table 15.–ALL LAND IN FARMS AND CROPLAND HARVESTED, BY SIZE OF FARM, BY STATES: 1940 TO 1959

[Data for the United States, the North, the South, and the West for all land in farms are in Table 8. All 1950 data for conterminous United States are based on reports for only a sample of farms. See text]

Division, State, and size group	All land in farms (acres)					Cropland harvested (acres)					Percent distribution of all land in farms, by size of farm		Percent distribution of cropland harvested, by size of farm	
	1959	1954	1950	1945	1940	1959	1954	1949	1944	1939	1959	1954	1959	1954
NEW ENGLAND														
Maine	3,081,987	3,614,242	4,213,183	4,613,175	4,223,297	698,188	795,710	938,904	1,315,562	1,146,613	100.0	100.0	100.0	100.0
Under 10 acres	3,063	6,377	8,255	19,547	14,881	719	1,919	2,825	10,792	7,222	0.1	0.2	0.1	0.2
10 to 49	77,604	106,518	154,730	253,979	231,201	21,715	28,731	46,380	93,878	80,913	2.5	2.9	3.1	3.6
50 to 69	93,908	137,554	198,345	302,446	290,328	23,949	33,526	51,763	98,422	92,810	3.0	3.8	3.4	4.2
70 to 99	174,595	246,684	358,239	475,021	486,486	44,316	62,753	96,304	153,652	155,601	5.7	6.8	6.3	7.9
100 to 139	308,629	411,680	568,340	731,917	761,439	82,034	106,517	147,908	228,092	233,991	10.0	11.4	11.7	13.4
140 to 179	289,096	402,331	506,374	608,403	611,208	73,757	98,256	120,143	176,087	172,354	9.4	11.1	10.6	12.3
180 to 219	282,161	357,058	444,020	486,669	443,206	74,070	84,072	99,339	132,643	118,839	9.2	9.9	10.6	10.6
220 to 259	208,278	272,952	301,477	306,898	268,370	52,690	65,132	75,610	82,207	68,717	6.8	7.6	7.5	8.2
260 to 499	794,919	870,924	946,009	841,968	678,295	190,124	190,860	195,270	203,374	150,243	25.8	24.1	27.2	24.0
500 to 999	493,113	481,731	453,921	412,313	243,835	94,467	83,877	70,053	82,135	39,636	16.0	13.3	13.5	10.5
1,000 or more acres	356,621	320,433	273,473	174,014	194,048	40,347	40,067	33,309	54,280	26,287	11.6	8.9	5.8	5.0
New Hampshire	1,124,312	1,457,293	1,722,019	2,017,049	1,809,314	205,767	246,583	293,227	435,748	371,611	100.0	100.0	100.0	100.0
Under 10 acres	1,725	5,307	6,485	12,625	9,106	352	1,371	2,100	6,385	4,401	0.2	0.4	0.2	0.6
10 to 49	34,893	59,908	86,840	130,295	118,521	9,279	14,247	22,070	44,803	38,553	3.1	4.1	4.5	5.8
50 to 69	32,513	53,262	83,261	117,296	111,245	6,946	10,498	18,777	33,192	30,349	2.9	3.7	3.4	4.3
70 to 99	54,556	91,878	116,930	163,166	158,330	12,075	19,021	25,361	43,898	40,908	4.9	6.3	5.9	7.7
100 to 139	93,451	141,159	193,826	255,388	239,632	20,361	28,983	40,825	62,806	58,633	8.3	9.7	9.9	11.8
140 to 179	95,963	144,028	178,635	232,614	230,264	20,774	26,272	34,595	52,888	50,972	8.5	9.9	10.1	10.7
180 to 219	93,678	124,981	151,785	181,631	175,893	19,327	24,114	24,640	38,806	36,174	8.3	8.6	9.4	9.8
220 to 259	85,196	111,149	140,380	140,249	125,554	16,952	21,007	24,907	28,378	24,027	7.6	7.6	8.2	8.5
260 to 499	320,438	377,768	425,189	439,364	360,150	59,590	61,413	62,960	79,897	60,207	28.5	25.9	29.0	24.9
500 to 999	211,955	237,394	253,095	245,769	173,888	30,413	29,492	28,680	35,347	21,775	18.9	16.3	14.8	12.0
1,000 or more acres	99,944	110,459	85,593	98,652	106,731	9,698	10,165	8,312	9,348	5,612	8.9	7.6	4.7	4.1
Vermont	2,945,343	3,317,737	3,536,756	3,930,514	3,666,835	743,448	799,145	851,879	1,159,888	1,022,581	100.0	100.0	100.0	100.0
Under 10 acres	1,580	5,061	5,935	12,791	8,941	543	1,685	2,370	7,974	5,183	0.1	0.2	0.1	0.2
10 to 49	28,219	44,371	62,965	102,088	89,007	10,217	14,668	21,740	45,164	35,921	1.0	1.4	1.4	1.8
50 to 69	28,399	41,026	64,875	101,502	89,748	9,015	12,495	21,125	37,433	31,308	1.0	1.2	1.2	1.6
70 to 99	63,269	90,574	129,145	189,245	183,579	19,062	25,750	36,845	64,786	60,521	2.1	2.7	2.6	3.2
100 to 139	159,652	214,321	290,150	442,420	419,653	47,882	63,467	85,100	148,551	135,751	5.4	6.5	6.4	7.9
140 to 179	226,824	309,452	394,634	540,599	505,991	67,703	86,297	107,812	168,098	152,096	7.7	9.3	9.1	10.8
180 to 219	246,170	321,667	362,620	493,476	466,437	70,803	88,456	95,825	151,222	135,800	8.4	9.7	9.5	11.1
220 to 259	235,841	279,315	334,440	373,796	362,502	65,393	73,898	85,160	111,126	101,172	8.0	8.4	8.8	9.2
260 to 499	1,103,770	1,168,208	1,175,492	1,151,918	1,084,406	283,411	279,414	268,516	314,156	277,499	37.5	35.2	38.1	35.0
500 to 999	605,761	620,675	549,108	431,614	346,628	129,477	121,044	101,256	94,352	73,564	20.6	18.7	17.4	15.1
1,000 or more acres	245,858	223,067	167,392	91,065	109,943	39,942	31,971	26,130	17,026	13,766	8.3	6.7	5.4	4.0
Massachusetts	1,142,341	1,439,080	1,641,697	2,078,349	1,937,963	290,682	331,180	375,405	580,608	456,267	100.0	100.0	100.0	100.0
Under 10 acres	7,992	16,553	22,466	50,124	40,116	2,468	4,737	6,465	25,536	15,017	0.7	1.2	0.8	1.4
10 to 49	85,049	144,281	190,338	324,255	290,691	24,813	38,284	53,284	118,755	88,286	7.4	10.1	8.5	11.6
50 to 69	59,599	83,320	117,754	175,800	163,628	17,653	21,339	33,756	56,399	44,813	5.2	5.8	6.1	6.4
70 to 99	83,524	130,751	163,764	221,905	219,780	23,895	34,263	39,653	68,366	58,945	7.3	9.1	8.2	10.3
100 to 139	123,041	174,469	222,416	290,527	265,372	34,056	44,324	52,449	82,588	67,126	10.8	12.1	11.7	13.4
140 to 179	116,216	151,038	190,252	215,281	206,124	32,171	38,652	45,700	56,625	47,827	10.2	10.5	11.1	11.7
180 to 219	110,840	124,228	133,565	165,225	152,546	29,589	30,019	29,224	40,544	34,001	9.7	8.6	10.2	9.1
220 to 259	81,015	91,109	101,369	106,012	98,115	20,959	20,614	23,518	24,595	20,705	7.1	6.3	7.3	6.2
260 to 499	259,341	303,780	304,280	296,965	272,674	63,260	63,478	58,821	66,871	53,790	22.7	21.1	21.8	19.2
500 to 999	139,044	130,714	112,208	146,633	111,451	30,157	23,076	19,312	25,089	16,126	12.2	9.1	10.4	7.0
1,000 or more acres	76,680	88,837	83,285	85,622	117,466	11,661	12,394	13,223	15,240	9,631	6.7	6.2	4.0	3.7
Rhode Island	137,930	154,674	194,218	264,734	221,913	33,512	34,980	42,553	61,725	48,753	100.0	100.0	100.0	100.0
Under 10 acres	1,031	1,877	2,232	3,776	2,771	299	374	596	1,366	947	0.7	1.2	0.9	1.1
10 to 49	10,284	16,133	21,314	30,238	25,823	2,797	4,203	6,034	10,152	8,567	7.5	10.4	8.3	12.1
50 to 69	8,124	11,010	14,565	19,276	18,986	2,315	2,825	3,730	5,662	5,726	5.9	7.1	6.9	8.1
70 to 99	12,968	17,969	24,310	30,936	28,881	3,780	4,621	4,408	7,846	7,202	9.4	11.6	11.3	13.2
100 to 139	15,259	19,898	26,055	38,688	36,160	4,310	4,989	6,220	9,934	8,639	11.1	12.9	12.9	14.3
140 to 179	13,218	16,952	22,635	28,609	25,054	2,848	3,478	4,700	7,139	5,008	9.6	11.0	8.5	9.9
180 to 219	10,952	13,412	14,860	21,856	17,839	3,176	3,258	2,863	5,012	3,009	7.9	8.7	9.5	9.3
220 to 259	6,901	8,927	8,745	13,868	10,043	2,206	1,855	2,945	3,532	2,235	5.0	5.8	6.6	5.3
260 to 499	21,004	21,888	40,787	36,005	26,600	5,359	5,248	7,134	6,917	5,173	15.2	14.2	16.0	15.0
500 to 999	23,562	17,568	11,640	19,442	13,203	5,391	3,293	3,319	2,663	1,699	17.1	11.4	16.1	9.4
1,000 or more acres	14,627	9,040	7,075	22,040	16,553	1,031	836	604	1,502	548	10.6	5.8	3.1	2.4
Connecticut	884,443	1,137,894	1,293,524	1,593,169	1,512,151	237,512	285,886	317,303	433,339	362,577	100.0	100.0	100.0	100.0
Under 10 acres	5,066	10,899	13,276	23,002	19,864	1,230	2,804	3,917	8,761	7,170	0.6	1.0	0.5	1.0
10 to 49	64,036	104,840	137,698	198,197	194,034	17,369	26,772	37,481	61,817	57,037	7.2	9.2	7.3	9.4
50 to 69	43,747	68,721	87,236	123,258	131,650	11,243	17,608	23,976	35,788	36,464	4.9	6.0	4.7	6.2
70 to 99	71,453	103,145	133,899	172,797	190,072	20,436	28,178	33,703	50,307	49,930	8.1	9.1	8.6	9.9
100 to 139	99,425	152,673	188,351	241,397	254,032	28,803	39,505	47,414	67,694	63,758	11.2	13.4	12.1	13.8
140 to 179	98,976	132,549	144,004	186,679	179,290	28,268	33,701	34,568	49,046	41,585	11.2	11.6	11.9	11.8
180 to 219	78,053	97,985	107,096	146,983	123,197	22,883	26,594	26,025	38,996	26,806	8.8	8.6	9.6	9.3
220 to 259	63,518	86,539	105,654	91,744	79,982	18,141	23,422	24,467	25,531	17,355	7.2	7.6	7.6	8.2
260 to 499	208,406	220,286	227,571	257,381	200,644	56,931	52,789	53,508	63,766	41,227	23.6	19.4	24.0	18.5
500 to 999	102,829	100,255	116,639	107,323	85,699	23,030	22,642	25,051	22,969	16,628	11.6	8.8	9.7	7.9
1,000 or more acres	48,934	60,002	32,100	44,408	53,687	9,178	11,871	7,193	8,664	4,617	5.5	5.3	3.9	4.2

Table 15.–ALL LAND IN FARMS AND CROPLAND HARVESTED, BY SIZE OF FARM, BY STATES: 1940 TO 1959–Continued

[Data for the United States, the North, the South, and the West are in Table 8. All 1950 data for conterminous United States are based on reports for only a sample of farms. See text]

Division, State, and size group	All land in farms (acres)					Cropland harvested (acres)					Percent distribution of all land in farms, by size of farm		Percent distribution of cropland harvested, by size of farm	
	1959	1954	1950	1945	1940	1959	1954	1949	1944	1939	1959	1954	1959	1954
MIDDLE ATLANTIC														
New York	13,489,516	15,070,832	16,127,010	17,568,471	17,170,337	5,032,671	5,546,506	5,845,293	6,921,549	6,581,296	100.0	100.0	100.0	100.0
Under 10 acres	19,387	37,437	48,484	74,206	68,242	7,366	11,661	17,333	32,980	30,724	0.1	0.2	0.1	0.2
10 to 49	343,606	489,370	630,896	789,912	832,066	134,675	182,561	254,353	351,215	377,915	2.5	3.2	2.7	3.3
50 to 69	360,559	503,941	674,641	824,866	918,523	139,928	191,505	266,032	358,949	408,591	2.7	3.3	2.8	3.5
70 to 99	726,183	997,488	1,268,861	1,529,661	1,756,249	283,584	393,926	510,502	664,979	770,117	5.4	6.6	5.6	7.1
100 to 139	1,430,668	1,917,242	2,401,267	2,841,588	3,159,472	568,601	764,014	959,032	1,224,192	1,332,133	10.6	12.7	11.3	13.8
140 to 179	1,529,562	1,916,689	2,203,491	2,549,870	2,669,594	603,202	740,820	840,946	1,037,371	1,049,004	11.3	12.7	12.0	13.4
180 to 219	1,497,854	1,787,474	1,913,849	2,109,753	2,102,919	587,747	679,567	717,529	837,935	789,340	11.1	11.9	11.7	12.3
220 to 259	1,340,242	1,453,213	1,560,669	1,559,436	1,453,087	517,554	545,847	548,783	604,083	530,473	9.9	9.6	10.3	9.8
260 to 499	4,169,752	4,130,231	3,778,954	3,797,504	3,143,552	1,528,608	1,467,778	1,261,921	1,360,936	1,031,481	30.9	27.4	30.4	26.5
500 to 999	1,533,178	1,371,972	1,271,500	1,076,736	736,094	518,122	445,346	373,636	343,480	207,358	11.4	9.1	10.3	8.0
1,000 or more acres	538,525	465,775	374,398	414,939	330,539	143,284	123,481	95,226	105,429	54,160	4.0	3.1	2.8	2.2
New Jersey	1,379,002	1,665,241	1,734,938	1,818,103	1,874,402	657,877	788,398	796,228	915,729	778,809	100.0	100.0	100.0	100.0
Under 10 acres	14,927	27,575	28,824	28,053	26,798	3,141	5,650	6,577	9,560	8,626	1.1	1.7	0.5	0.7
10 to 49	113,291	172,738	197,662	207,348	213,961	39,904	58,036	69,957	97,933	89,406	8.2	10.3	6.1	7.3
50 to 69	62,608	91,810	108,959	127,159	131,910	28,756	42,574	52,458	67,944	61,984	4.5	5.5	4.4	5.4
70 to 99	116,547	151,611	182,276	206,486	227,141	57,595	75,246	87,093	114,150	113,818	8.5	9.1	8.8	9.5
100 to 139	193,765	255,144	299,754	333,779	367,003	100,309	135,769	149,184	181,300	182,466	14.1	15.3	15.2	17.2
140 to 179	157,518	203,041	209,660	238,962	233,360	80,642	106,742	110,279	126,525	110,088	11.4	12.2	12.3	13.5
180 to 219	141,329	157,156	158,046	168,759	145,457	73,464	84,725	79,520	87,241	66,216	10.2	9.4	11.2	10.7
220 to 259	102,180	105,873	110,066	99,602	82,536	51,933	55,492	59,375	52,290	35,661	7.4	6.4	7.9	7.0
260 to 499	249,500	255,516	239,101	230,616	169,244	131,488	129,325	99,372	111,060	71,266	18.1	15.3	20.0	16.4
500 to 999	107,145	113,705	94,824	88,720	51,096	49,315	47,308	45,411	34,907	17,885	7.8	6.8	7.5	6.0
1,000 or more acres	120,192	131,072	105,766	88,619	225,896	41,330	47,531	37,002	32,819	21,393	8.7	7.9	6.3	6.0
Pennsylvania	11,861,727	13,162,093	14,178,874	15,019,675	14,594,134	4,853,664	5,433,491	5,700,322	6,604,192	6,097,116	100.0	100.0	100.0	100.0
Under 10 acres	27,190	62,399	76,527	105,862	90,403	9,144	20,048	25,974	47,160	41,019	0.2	0.5	0.2	0.4
10 to 49	577,450	797,168	953,461	1,158,327	1,172,842	242,967	325,438	398,133	541,729	540,792	4.9	6.1	5.0	6.0
50 to 69	634,402	834,035	1,016,861	1,205,369	1,295,844	276,400	370,987	444,534	580,359	609,492	5.3	6.3	5.7	6.8
70 to 99	1,239,731	1,571,995	1,836,148	2,128,218	2,289,529	554,399	724,125	838,650	1,053,561	1,088,499	10.5	11.9	11.4	13.3
100 to 139	2,034,709	2,475,467	2,871,794	3,285,445	3,415,186	920,099	1,131,591	1,299,631	1,578,872	1,562,330	17.2	18.8	19.0	20.8
140 to 179	1,638,890	1,875,020	2,038,517	2,172,246	2,148,596	718,803	818,630	843,441	972,261	887,328	13.8	14.2	14.8	15.1
180 to 219	1,290,876	1,364,485	1,405,137	1,473,815	1,363,022	536,357	559,789	533,002	598,422	508,680	10.9	10.4	11.1	10.3
220 to 259	941,189	952,777	972,168	899,505	796,280	389,598	386,670	368,895	358,024	279,824	7.9	7.2	8.0	7.1
260 to 499	2,294,555	2,166,498	2,002,465	1,813,180	1,424,339	847,211	780,618	674,303	627,242	423,377	19.3	16.5	17.5	14.4
500 to 999	783,290	711,068	672,304	523,736	358,799	238,581	210,433	181,265	155,325	90,693	6.6	5.4	4.9	3.9
1,000 or more acres	399,445	351,181	333,492	253,972	239,294	120,105	105,162	92,494	91,237	65,082	3.4	2.7	2.5	1.9
EAST NORTH CENTRAL														
Ohio	18,506,796	19,991,586	21,049,530	21,927,844	21,907,523	9,743,467	10,339,955	10,377,521	10,837,062	9,771,609	100.0	100.0	100.0	100.0
Under 10 acres	30,245	75,376	96,663	121,560	122,880	8,409	21,241	30,012	40,248	43,060	0.2	0.4	0.1	0.2
10 to 49	762,183	1,026,666	1,207,949	1,354,210	1,460,629	302,560	397,777	452,501	524,638	569,479	4.1	5.1	3.1	3.8
50 to 69	729,280	929,121	1,092,090	1,213,588	1,423,663	312,320	410,014	460,035	530,192	613,743	3.9	4.6	3.2	4.0
70 to 99	1,834,233	2,308,006	2,700,120	3,014,526	3,599,399	884,835	1,145,403	1,305,711	1,488,655	1,700,861	9.9	11.5	9.1	11.1
100 to 139	2,592,289	3,201,582	3,757,240	4,104,380	4,554,423	1,283,468	1,635,165	1,871,604	2,070,777	2,107,513	14.0	16.0	13.2	15.8
140 to 179	2,579,401	3,089,372	3,454,790	3,591,116	3,665,559	1,368,015	1,668,553	1,793,407	1,866,215	1,678,545	13.9	15.5	14.0	16.1
180 to 219	2,058,928	2,280,022	2,322,360	2,409,660	2,207,114	1,138,324	1,263,534	1,208,816	1,245,402	993,391	11.1	11.4	11.7	12.2
220 to 259	1,662,287	1,731,753	1,709,592	1,660,564	1,440,469	951,348	968,270	895,352	867,529	634,712	9.0	8.7	9.8	9.4
260 to 499	4,424,738	3,926,505	3,430,436	3,331,085	2,623,936	2,547,681	2,142,562	1,749,657	1,676,495	1,121,871	23.9	19.6	26.1	20.7
500 to 999	1,409,003	1,100,443	988,307	841,695	599,899	766,369	544,449	472,122	391,006	230,886	7.6	5.5	7.9	5.3
1,000 or more acres	424,209	322,740	289,983	285,460	209,552	180,138	142,987	138,304	135,905	77,548	2.3	1.6	1.8	1.4
Indiana	18,613,046	19,232,774	19,718,523	20,027,015	19,800,778	11,147,102	11,333,161	11,070,796	10,912,368	9,711,028	100.0	100.0	100.0	100.0
Under 10 acres	28,593	61,819	70,662	79,495	80,801	5,808	12,885	15,820	17,558	21,940	0.2	0.3	0.1	0.1
10 to 49	756,753	908,032	1,027,297	1,084,934	1,141,611	301,016	351,582	374,576	378,689	425,512	4.1	4.7	2.7	3.1
50 to 69	540,096	641,396	721,052	754,548	882,036	251,443	300,152	322,123	330,523	388,506	2.9	3.3	2.3	2.6
70 to 99	1,457,164	1,785,153	2,061,558	2,256,023	2,732,104	753,055	958,547	1,073,930	1,145,390	1,330,987	7.8	9.3	6.8	8.5
100 to 139	1,949,634	2,386,235	2,800,098	3,020,632	3,368,421	1,072,425	1,351,493	1,512,982	1,635,496	1,673,100	10.5	12.4	9.6	11.9
140 to 179	2,175,907	2,717,247	3,039,651	3,183,787	3,327,027	1,291,345	1,653,317	1,792,395	1,831,571	1,697,379	11.7	14.1	11.6	14.6
180 to 219	1,933,013	2,235,541	2,308,686	2,343,418	2,201,340	1,193,682	1,389,461	1,380,125	1,361,224	1,119,728	10.4	11.6	10.7	12.3
220 to 259	1,842,958	1,928,074	1,861,995	1,805,960	1,616,258	1,196,113	1,234,338	1,133,288	1,071,023	843,845	9.9	10.0	10.7	10.9
260 to 499	5,623,778	4,854,662	4,321,668	4,083,423	3,377,879	3,672,979	3,085,807	2,636,145	2,380,072	1,718,353	30.2	25.2	32.9	27.2
500 to 999	1,839,286	1,334,806	1,152,728	1,083,793	831,152	1,166,534	808,710	655,415	595,423	397,086	9.9	6.9	10.5	7.1
1,000 or more acres	465,864	379,809	353,128	331,002	242,149	242,702	186,869	173,997	165,399	94,592	2.5	2.0	2.2	1.6
Illinois	30,327,261	30,398,517	30,991,429	31,602,186	31,032,572	20,967,738	20,549,929	20,372,700	20,301,602	18,270,025	100.0	100.0	100.0	100.0
Under 10 acres	25,458	46,193	64,858	67,143	64,996	6,124	10,143	18,011	16,903	19,050	0.1	0.2	(Z)	(Z)
10 to 49	511,875	594,353	751,443	812,217	874,939	209,969	234,666	278,823	299,248	343,254	1.7	2.0	1.0	1.1
50 to 69	349,851	403,454	489,066	517,315	611,071	167,485	194,407	211,022	232,054	284,006	1.2	1.3	0.8	0.9
70 to 99	1,158,923	1,409,165	1,703,119	1,871,051	2,283,403	697,060	853,157	982,656	1,069,410	1,263,287	3.8	4.6	3.3	4.2
100 to 139	1,930,095	2,459,744	2,948,699	3,174,293	3,689,452	1,237,460	1,586,649	1,860,356	1,951,292	2,134,509	6.4	8.1	5.9	7.7
140 to 179	3,587,643	4,491,201	4,986,431	5,269,718	5,699,316	2,557,583	3,188,374	3,511,088	3,593,190	3,575,457	11.8	14.8	12.2	15.5
180 to 219	3,138,887	3,639,283	3,834,888	3,949,172	3,890,711	2,252,487	2,551,830	2,601,315	2,637,742	2,365,723	10.3	12.0	10.7	12.4
220 to 259	3,630,279	3,861,617	3,840,369	3,922,019	3,764,183	2,669,870	2,779,789	2,707,970	2,697,392	2,362,695	12.0	12.7	12.7	13.5
260 to 499	11,209,538	9,988,343	9,257,612	9,166,670	7,997,279	8,055,380	6,956,182	6,323,758	6,103,746	4,797,839	37.0	32.9	38.4	33.8
500 to 999	3,903,195	2,821,597	2,500,526	2,301,282	1,764,453	2,640,631	1,815,986	1,537,502	1,398,054	941,715	12.9	9.3	12.6	8.8
1,000 or more acres	881,517	683,567	614,418	551,306	392,769	473,689	378,746	340,199	302,571	182,490	2.9	2.2	2.3	1.8

Z Less than 0.05 percent.

Table 15.–ALL LAND IN FARMS AND CROPLAND HARVESTED, BY SIZE OF FARM, BY STATES: 1940 TO 1959–Continued

[Data for the United States, the North, the South, and the West are in Table 8. All 1950 data for conterminous United States are based on reports for only a sample of farms. See text]

Division, State, and size group	All land in farms (acres)					Cropland harvested (acres)					Percent distribution of all land in farms, by size of farm		Percent distribution of cropland harvested, by size of farm	
	1959	1954	1950	1945	1940	1959	1954	1949	1944	1939	1959	1954	1959	1954
EAST NORTH CENTRAL—Continued														
Michigan	14,782,507	16,466,750	17,302,432	18,392,227	18,037,995	7,154,811	7,658,801	7,849,486	8,520,587	7,862,858	100.0	100.0	100.0	100.0
Under 10 acres	15,363	36,508	40,787	56,917	64,790	5,509	11,969	14,413	25,366	27,350	0.1	0.2	0.1	0.2
10 to 49	710,993	929,286	1,085,476	1,294,643	1,457,007	322,063	386,449	465,321	582,793	630,196	4.8	5.6	4.5	5.1
50 to 69	494,980	610,171	705,664	746,644	863,852	241,470	291,148	335,083	378,530	425,885	3.3	3.7	3.4	3.8
70 to 99	1,676,313	2,104,443	2,507,445	2,936,465	3,503,657	815,268	1,011,600	1,209,820	1,445,682	1,661,011	11.3	12.8	11.4	13.2
100 to 139	1,975,166	2,425,087	2,889,911	3,189,580	3,440,856	994,919	1,211,956	1,429,469	1,617,687	1,632,696	13.4	14.7	13.9	15.8
140 to 179	2,049,512	2,469,743	2,727,749	2,968,584	2,935,298	1,029,620	1,211,094	1,309,148	1,434,988	1,297,608	13.9	15.0	14.4	15.8
180 to 219	1,600,942	1,810,559	1,918,502	1,938,914	1,688,728	822,659	892,855	913,796	920,785	728,319	10.8	11.0	11.5	11.7
220 to 259	1,357,334	1,461,048	1,379,021	1,389,210	1,190,202	687,983	707,565	626,957	635,637	491,346	9.2	8.9	9.6	9.2
260 to 499	3,484,244	3,342,261	2,909,357	2,789,372	2,042,177	1,702,162	1,520,496	1,209,545	1,176,425	772,908	23.6	20.3	23.8	19.9
500 to 999	1,065,983	908,402	773,891	677,493	491,420	444,034	334,510	263,816	221,835	142,496	7.2	5.5	6.2	4.4
1,000 or more acres	351,677	369,242	364,629	404,405	360,008	89,124	79,159	72,118	80,859	53,043	2.4	2.2	1.2	1.0
Wisconsin	21,156,223	22,507,288	23,254,749	23,615,031	22,876,494	9,599,094	9,849,700	10,153,296	10,544,975	9,815,964	100.0	100.0	100.0	100.0
Under 10 acres	10,622	22,326	27,613	28,121	32,332	3,971	8,105	10,904	14,067	15,827	0.1	0.1	(Z)	0.1
10 to 49	353,514	453,102	557,444	642,553	811,173	170,255	207,593	257,918	305,711	357,058	1.7	2.1	1.8	2.1
50 to 69	311,144	397,080	466,880	508,742	581,963	160,605	202,187	242,080	276,747	305,436	1.5	1.8	1.7	2.1
70 to 99	1,714,238	2,294,132	2,789,065	3,201,033	3,712,301	896,270	1,173,426	1,424,280	1,643,493	1,800,008	8.1	10.2	9.3	11.9
100 to 139	2,988,730	3,663,836	4,159,722	4,355,628	4,488,145	1,535,635	1,814,561	2,027,825	2,163,937	2,127,291	14.1	16.3	16.0	18.4
140 to 179	3,697,369	4,155,805	4,361,780	4,512,042	4,463,696	1,792,030	1,910,007	1,970,898	2,065,341	1,948,469	17.5	18.5	18.7	19.4
180 to 219	2,875,127	2,951,620	2,990,746	2,961,816	2,722,506	1,340,360	1,288,097	1,275,289	1,297,701	1,140,454	13.6	13.1	14.0	13.1
220 to 259	2,286,330	2,283,380	2,206,445	2,140,745	1,878,193	1,011,491	953,706	902,910	891,341	746,911	10.8	10.1	10.5	9.7
260 to 499	5,196,129	4,758,885	4,316,291	4,052,296	3,311,885	2,089,277	1,795,571	1,607,984	1,525,597	1,163,767	24.6	21.1	21.8	18.2
500 to 999	1,262,975	1,116,127	1,044,458	890,067	620,367	451,664	360,460	337,469	280,700	172,272	6.0	5.0	4.7	3.7
1,000 or more acres	460,045	410,995	334,305	321,988	253,933	147,536	135,987	95,739	80,340	38,471	2.2	1.8	1.5	1.4
WEST NORTH CENTRAL														
Minnesota	30,796,097	32,284,539	33,004,827	33,139,997	32,606,962	18,917,911	19,492,565	19,809,064	18,558,711	18,807,114	100.0	100.0	100.0	100.0
Under 10 acres	11,829	21,669	25,569	34,226	34,036	2,629	5,076	6,363	10,594	12,576	(Z)	0.1	(Z)	(Z)
10 to 49	292,041	356,276	460,032	567,843	726,726	117,729	135,205	178,061	218,627	270,810	0.9	1.1	0.6	0.7
50 to 69	200,491	233,718	267,754	275,478	325,018	91,268	105,368	117,210	127,604	150,550	0.7	0.7	0.5	0.5
70 to 99	1,143,593	1,426,018	1,744,804	2,011,566	2,433,874	613,408	747,342	903,808	1,009,407	1,194,142	3.7	4.4	3.2	3.8
100 to 139	1,918,799	2,338,186	2,732,706	2,772,471	2,934,091	1,078,908	1,287,966	1,499,902	1,481,133	1,565,048	6.2	7.2	5.7	6.6
140 to 179	4,781,961	5,696,465	6,276,016	6,553,133	6,913,708	3,057,181	3,584,242	3,935,528	3,800,217	4,100,040	15.5	17.6	16.2	18.4
180 to 219	3,075,993	3,386,660	3,474,086	3,489,666	3,242,150	1,905,894	2,036,608	2,093,138	1,975,747	1,897,804	10.0	10.5	10.1	10.4
220 to 259	3,744,092	3,932,698	4,100,877	3,984,719	3,717,412	2,441,108	2,505,196	2,584,220	2,351,911	2,302,626	12.2	12.2	12.9	12.9
260 to 499	10,588,564	10,513,585	10,045,827	9,946,656	9,208,475	6,654,581	6,491,457	6,215,078	5,706,168	5,599,627	34.4	32.6	35.2	33.3
500 to 999	3,727,924	3,279,232	2,942,273	2,726,718	2,402,657	2,206,867	1,951,262	1,734,737	1,469,209	1,362,072	12.1	10.2	11.7	10.0
1,000 or more acres	1,310,810	1,100,032	934,883	777,521	668,815	748,338	642,843	541,019	408,094	351,819	4.3	3.4	4.0	3.3
Iowa	33,830,950	34,044,533	34,284,909	34,453,936	34,148,673	22,873,407	22,444,290	22,547,610	21,562,039	20,076,641	100.0	100.0	100.0	100.0
Under 10 acres	23,113	37,151	44,586	51,372	52,213	4,520	8,428	11,396	12,039	16,164	0.1	0.1	(Z)	(Z)
10 to 49	363,536	385,691	444,974	453,517	486,629	140,288	158,409	183,036	184,260	211,443	1.1	1.1	0.6	0.7
50 to 69	228,626	254,456	281,015	276,679	303,511	103,533	121,685	132,795	132,010	148,703	0.7	0.7	0.5	0.5
70 to 99	1,199,288	1,492,046	1,727,423	1,906,898	2,206,976	741,260	942,425	1,091,546	1,161,091	1,295,397	3.5	4.4	3.2	4.2
100 to 139	2,317,035	2,947,757	3,401,933	3,576,120	3,870,299	1,511,563	1,930,823	2,228,283	2,234,440	2,290,360	6.8	8.7	6.6	8.6
140 to 179	5,940,336	7,230,120	7,751,006	7,936,491	8,082,460	4,282,161	5,108,996	5,455,751	5,320,780	5,069,764	17.6	21.2	18.7	22.8
180 to 219	3,977,304	4,374,997	4,443,431	4,343,382	4,095,302	2,755,914	2,947,128	2,958,817	2,759,939	2,414,252	11.8	12.9	12.0	13.1
220 to 259	4,912,980	4,906,278	4,726,942	4,832,287	4,588,599	3,504,974	3,379,544	3,225,951	3,173,930	2,786,130	14.5	14.4	15.3	15.1
260 to 499	11,570,468	9,965,114	9,331,668	9,090,481	8,658,154	7,893,188	6,500,008	6,089,252	5,588,781	4,982,396	34.2	29.3	34.5	29.0
500 to 999	2,796,993	2,049,047	1,764,396	1,657,810	1,489,364	1,686,630	1,156,398	990,841	845,886	723,274	8.3	6.0	7.4	5.2
1,000 or more acres	501,271	401,876	367,535	328,899	315,166	249,376	190,446	179,942	148,883	138,758	1.5	1.2	1.1	0.8
Missouri	33,155,226	34,195,379	35,157,456	35,278,251	34,739,598	12,177,822	12,365,630	12,284,947	12,902,170	12,399,860	100.0	100.0	100.0	100.0
Under 10 acres	22,824	51,153	65,491	74,704	78,186	5,019	8,091	11,327	15,409	24,782	0.1	0.1	(Z)	0.1
10 to 49	760,082	1,008,264	1,260,928	1,402,876	1,539,082	197,654	278,311	402,141	514,103	546,061	2.3	3.0	1.6	2.2
50 to 69	533,204	670,576	807,684	832,902	942,206	144,701	192,194	264,015	308,816	356,286	1.6	2.0	1.2	1.6
70 to 99	1,697,721	2,131,317	2,683,471	2,918,466	3,382,842	497,214	671,219	892,740	1,061,148	1,240,021	5.1	6.2	4.1	5.4
100 to 139	2,494,334	3,084,129	3,767,993	3,994,150	4,444,234	811,071	1,076,465	1,359,009	1,502,617	1,672,806	7.5	9.0	6.7	8.7
140 to 179	3,086,879	3,827,859	4,397,396	4,728,448	5,172,445	1,111,143	1,432,370	1,603,535	1,820,418	1,934,623	9.3	11.2	9.1	11.6
180 to 219	2,799,682	3,245,471	3,508,887	3,669,734	3,631,901	1,067,302	1,277,033	1,315,189	1,428,371	1,349,698	8.4	9.5	8.8	10.3
220 to 259	2,779,804	3,079,613	3,298,314	3,151,277	3,069,750	1,107,476	1,242,390	1,247,571	1,236,777	1,159,474	8.4	9.0	9.1	10.0
260 to 499	10,390,196	10,042,809	9,382,585	9,095,533	8,135,539	4,233,177	3,937,781	3,450,253	3,392,232	2,882,006	31.3	29.4	34.8	31.8
500 to 999	5,894,236	4,661,951	4,090,904	3,820,567	3,074,632	2,237,694	1,645,229	1,304,937	1,235,640	954,006	17.8	13.6	18.4	13.3
1,000 or more acres	2,696,264	2,392,237	1,893,803	1,589,594	1,268,781	765,371	604,547	434,230	386,639	280,097	8.1	7.0	6.3	4.9
North Dakota	41,465,717	41,876,924	41,319,451	41,001,158	37,936,136	19,357,711	21,241,135	20,342,560	20,816,814	15,536,632	100.0	100.0	100.0	100.0
Under 10 acres	960	2,198	2,606	2,991	3,185	148	381	500	595	890	(Z)	(Z)	(Z)	(Z)
10 to 49	19,897	22,184	27,145	33,602	41,286	6,793	7,829	9,420	11,004	14,400	(Z)	(Z)	(Z)	(Z)
50 to 69	10,606	11,685	13,775	16,050	19,274	4,006	5,184	6,070	6,371	6,814	(Z)	(Z)	(Z)	(Z)
70 to 99	40,015	46,447	45,500	59,918	89,753	19,562	24,749	23,755	29,608	39,372	0.1	0.1	0.1	0.1
100 to 139	57,002	63,715	77,225	71,026	87,736	29,262	36,527	39,375	36,678	39,909	0.1	0.2	0.2	0.2
140 to 179	453,160	627,062	729,935	965,798	1,543,720	253,408	392,329	448,495	582,649	743,346	1.1	1.5	1.3	1.8
180 to 219	149,192	186,713	254,420	240,348	283,449	84,053	114,987	158,645	142,239	142,120	0.4	0.4	0.4	0.5
220 to 259	344,241	452,919	495,695	587,641	732,753	208,064	294,756	315,340	370,562	382,995	0.8	1.1	1.1	1.4
260 to 499	6,126,499	7,927,480	9,018,610	10,139,208	11,231,880	3,521,853	4,892,041	5,374,890	6,105,258	5,297,435	14.8	18.9	18.2	23.0
500 to 999	15,012,192	15,771,023	15,759,231	15,607,302	13,662,856	7,847,306	8,717,087	8,320,801	8,435,600	5,683,183	36.2	37.7	40.5	41.0
1,000 or more acres	19,251,953	16,765,498	14,895,309	13,277,274	10,240,244	7,383,256	6,755,265	5,645,269	5,096,250	3,186,168	46.4	40.0	38.1	31.8

Z Less than 0.05 percent.

Table 15.—ALL LAND IN FARMS AND CROPLAND HARVESTED, BY SIZE OF FARM, BY STATES: 1940 TO 1959—Continued

[Data for the United States, the North, the South, and the West are in Table 8. All 1950 data for conterminous United States are based on reports for only a sample of farms. See text.]

Division, State, and size group	All land in farms (acres)					Cropland harvested (acres)					Percent distribution of all land in farms, by size of farm		Percent distribution of cropland harvested, by size of farm	
	1959	1954	1950	1945	1940	1959	1954	1949	1944	1939	1959	1954	1959	1954
WEST NORTH CENTRAL—Continued														
South Dakota	44,850,666	44,949,473	44,586,538	43,031,964	39,473,584	14,236,384	17,759,947	17,629,826	16,524,613	12,297,291	100.0	100.0	100.0	100.0
Under 10 acres	2,670	4,730	6,190	5,410	6,034	288	960	1,275	1,445	1,439	(Z)	(Z)	(Z)	(Z)
10 to 49	45,386	47,552	55,318	56,419	65,988	13,112	18,365	18,685	21,595	23,422	0.1	0.1	0.1	0.1
50 to 69	27,662	30,924	32,660	27,674	29,417	10,343	14,129	14,140	12,936	12,290	0.1	0.1	0.1	0.1
70 to 99	103,899	119,377	131,272	135,887	174,259	59,862	76,881	80,668	80,143	96,237	0.2	0.3	0.4	0.4
100 to 139	132,990	160,493	181,249	170,461	199,817	76,388	107,223	118,130	109,950	113,757	0.3	0.4	0.5	0.6
140 to 179	890,775	1,188,589	1,396,526	1,616,267	2,189,065	580,342	849,674	985,848	1,055,500	1,237,795	2.0	2.6	4.1	4.8
180 to 219	402,054	508,388	589,055	603,708	582,715	270,804	364,567	426,000	411,641	351,029	0.9	1.1	1.9	2.1
220 to 259	912,836	1,123,040	1,193,176	1,179,821	1,205,196	640,966	815,298	880,550	811,127	731,579	2.0	2.5	4.5	4.6
260 to 499	6,665,616	7,485,612	8,066,314	8,515,611	8,847,532	4,168,497	5,151,669	5,461,949	5,458,380	4,527,177	14.9	16.7	29.3	29.0
500 to 999	7,945,163	8,096,395	8,231,912	8,408,542	7,987,607	3,762,106	4,662,602	4,605,666	4,369,110	2,984,061	17.7	18.0	26.4	26.3
1,000 or more acres	27,721,615	26,184,373	24,702,866	22,312,164	18,185,954	4,653,676	5,698,579	5,036,915	4,192,786	2,218,505	61.8	58.3	32.7	32.1
Nebraska	47,755,708	47,486,580	47,330,568	47,752,941	47,343,981	18,057,090	18,874,341	19,387,069	19,596,324	17,304,802	100.0	100.0	100.0	100.0
Under 10 acres	9,463	15,344	19,978	20,741	21,202	1,808	3,672	5,539	6,425	7,238	(Z)	(Z)	(Z)	(Z)
10 to 49	116,446	118,762	142,144	147,131	160,863	44,049	47,581	58,899	68,197	72,282	0.2	0.3	0.2	0.3
50 to 69	65,186	66,106	78,357	73,916	80,847	30,202	31,351	37,565	38,177	43,706	0.1	0.1	0.2	0.2
70 to 99	320,422	374,478	458,409	469,943	639,926	197,657	240,153	299,040	309,376	402,564	0.7	0.8	1.1	1.3
100 to 139	425,580	541,214	626,683	666,874	838,569	275,039	365,454	430,198	446,642	532,904	0.9	1.1	1.5	1.9
140 to 179	2,145,635	2,842,763	3,320,116	3,615,441	4,700,052	1,445,154	1,974,397	2,340,747	2,480,986	2,921,783	4.5	6.0	8.0	10.5
180 to 219	1,152,968	1,481,196	1,552,837	1,631,793	1,568,069	799,609	1,040,660	1,095,280	1,125,506	972,105	2.4	3.1	4.4	5.5
220 to 259	2,232,406	2,587,069	2,726,774	2,722,535	2,705,504	1,545,607	1,801,153	1,911,882	1,866,120	1,650,552	4.7	5.4	8.6	9.5
260 to 499	9,516,913	9,570,133	9,571,792	9,952,984	9,916,810	5,790,135	5,787,385	5,775,028	5,944,007	5,099,793	19.9	20.2	32.1	30.7
500 to 999	7,810,002	7,418,053	7,300,303	7,473,650	7,290,571	3,338,144	3,161,323	3,134,921	3,220,196	2,583,203	16.4	15.6	18.5	16.7
1,000 or more acres	23,960,687	22,471,462	21,533,175	20,977,933	19,421,568	4,589,686	4,421,212	4,297,970	4,090,692	3,018,672	50.2	47.3	25.4	23.4
Kansas	50,152,870	50,023,538	48,583,101	48,589,418	48,173,635	20,528,357	21,440,232	21,507,150	22,816,924	17,816,498	100.0	100.0	100.0	100.0
Under 10 acres	11,016	23,773	33,870	39,088	37,990	1,914	3,698	6,301	9,752	12,453	(Z)	(Z)	(Z)	(Z)
10 to 49	201,405	231,944	280,077	312,070	354,833	68,685	69,883	85,900	112,531	146,662	0.4	0.5	0.3	0.3
50 to 69	125,661	147,926	185,521	161,819	204,882	45,839	51,785	64,545	69,918	94,394	0.3	0.3	0.2	0.2
70 to 99	531,043	625,479	704,579	851,037	1,126,426	229,757	272,683	314,085	432,352	595,604	1.1	1.3	1.1	1.3
100 to 139	541,158	643,744	820,458	854,537	1,124,438	244,817	299,503	389,608	451,081	611,096	1.1	1.3	1.2	1.4
140 to 179	1,773,099	2,297,269	2,730,965	3,509,122	4,584,009	867,084	1,185,489	1,453,101	1,998,961	2,358,133	3.5	4.6	4.2	5.5
180 to 219	900,733	1,179,430	1,472,050	1,544,740	1,768,525	464,976	631,025	795,955	887,236	973,884	1.8	2.4	2.3	2.9
220 to 259	1,675,192	2,162,471	2,474,832	2,723,672	2,987,153	888,588	1,185,781	1,357,609	1,600,689	1,580,749	3.3	4.3	4.3	5.5
260 to 499	10,361,952	11,746,519	12,371,562	12,768,182	13,102,843	5,343,998	6,193,022	6,601,312	7,241,455	5,787,665	20.7	23.5	26.0	28.9
500 to 999	13,757,614	13,108,688	12,077,409	11,513,936	10,787,094	6,235,657	6,143,951	5,631,424	5,772,387	3,487,205	27.4	26.2	30.4	28.7
1,000 or more acres	20,273,997	17,856,295	15,431,778	14,311,215	12,095,442	6,137,042	5,403,412	4,807,310	4,240,562	2,168,653	40.4	35.7	29.9	25.2
SOUTH ATLANTIC														
Delaware	762,526	814,316	855,410	923,350	895,507	416,197	412,295	386,079	416,162	378,448	100.0	100.0	100.0	100.0
Under 10 acres	2,082	2,946	4,619	5,251	3,895	455	944	1,560	2,466	1,591	0.3	0.4	0.1	0.2
10 to 49	33,433	43,395	54,896	67,914	68,346	15,301	20,825	23,500	35,055	32,797	4.4	5.4	3.7	5.0
50 to 69	28,768	34,698	43,841	58,130	63,903	15,490	18,561	18,895	28,838	29,546	3.8	4.3	3.7	4.5
70 to 99	48,332	61,964	73,579	97,330	107,597	26,100	32,651	35,497	45,414	48,334	6.3	7.6	6.3	7.9
100 to 139	74,396	90,572	104,625	137,915	152,155	41,570	47,711	49,169	65,196	67,376	9.8	11.1	10.0	11.6
140 to 179	67,192	87,281	107,928	123,455	124,056	38,064	45,678	51,824	56,576	52,645	8.8	10.7	9.1	11.1
180 to 219	67,412	78,378	85,785	91,117	92,454	38,875	40,443	40,913	41,339	40,605	8.8	9.6	9.3	9.8
220 to 259	53,825	60,032	65,824	65,936	53,743	32,993	32,760	32,409	29,933	22,466	7.1	7.4	7.9	7.9
260 to 499	174,459	180,443	175,239	166,466	142,467	104,249	96,589	83,095	70,016	58,614	22.9	22.2	25.0	23.4
500 to 999	118,913	97,507	79,455	64,278	47,211	64,531	47,931	27,279	25,027	14,343	15.6	12.0	15.5	11.6
1,000 or more acres	93,714	77,100	59,619	45,558	39,680	38,569	28,202	21,938	16,302	10,131	12.3	9.5	9.3	6.8
Maryland	3,456,769	3,896,608	4,113,684	4,199,859	4,197,827	1,455,921	1,571,744	1,558,843	1,745,261	1,608,856	100.0	100.0	100.0	100.0
Under 10 acres	11,223	21,184	23,224	29,949	29,974	4,316	7,541	7,062	12,668	11,504	0.3	0.5	0.3	0.5
10 to 49	156,045	211,003	249,711	279,270	298,118	58,607	77,871	88,613	122,798	122,211	4.5	5.4	4.0	5.0
50 to 69	122,598	157,147	195,614	229,295	241,420	46,575	60,649	71,634	102,162	98,810	3.5	4.0	3.2	3.9
70 to 99	216,127	275,105	321,474	370,921	395,092	87,691	111,214	126,495	163,110	163,956	6.3	7.1	6.0	7.1
100 to 139	376,853	470,839	558,956	635,478	668,491	158,415	200,674	229,651	289,812	285,532	10.9	12.1	10.9	12.8
140 to 179	376,457	463,312	519,797	576,324	598,043	166,174	200,773	213,657	260,259	252,882	10.9	11.9	11.4	12.8
180 to 219	335,199	392,199	403,692	449,370	463,907	150,091	168,662	165,158	192,009	184,789	9.7	10.1	10.3	10.7
220 to 259	273,735	296,974	345,543	320,258	321,135	121,316	129,659	132,912	133,369	123,138	7.9	7.6	8.3	8.2
260 to 499	845,048	883,736	826,789	806,409	783,373	368,566	369,522	320,747	310,384	264,387	24.4	22.7	25.3	23.5
500 to 999	470,881	428,685	435,187	342,318	249,236	199,304	158,353	141,483	108,755	68,572	13.6	11.0	13.7	10.1
1,000 or more acres	272,603	296,424	233,697	160,267	149,038	94,866	86,826	61,431	49,935	33,075	7.9	7.6	6.5	5.5
Virginia	13,125,802	14,685,964	15,622,584	16,358,072	16,444,907	2,857,848	3,157,774	3,343,051	3,933,284	3,840,189	100.0	100.0	100.0	100.0
Under 10 acres	35,543	100,204	104,158	129,646	122,929	17,327	38,604	34,934	51,256	57,765	0.3	0.7	0.6	1.2
10 to 49	762,628	1,137,132	1,317,425	1,477,576	1,562,714	227,238	347,451	413,009	514,623	582,125	5.8	7.7	8.0	11.0
50 to 69	597,766	782,634	933,227	1,083,873	1,096,955	143,707	192,268	237,761	313,595	319,054	4.6	5.3	5.0	6.1
70 to 99	951,553	1,223,194	1,396,433	1,507,559	1,570,923	218,886	283,381	322,206	406,531	420,262	7.2	8.3	7.7	9.0
100 to 139	1,357,901	1,632,428	1,916,598	2,160,751	2,265,754	303,934	371,089	424,480	544,195	555,704	10.3	11.1	10.6	11.8
140 to 179	1,139,805	1,318,267	1,483,172	1,604,783	1,656,971	250,040	289,678	311,848	378,270	383,505	8.7	9.0	8.7	9.2
180 to 219	986,650	1,091,547	1,219,030	1,353,522	1,418,051	223,813	237,051	259,815	309,219	308,013	7.5	7.4	7.8	7.5
220 to 259	782,584	852,677	949,522	952,554	967,249	173,927	188,095	190,541	219,291	203,115	6.0	5.8	6.1	6.0
260 to 499	2,680,950	2,828,840	2,936,911	2,968,407	2,925,433	599,911	598,447	582,316	631,000	571,249	20.4	19.3	21.0	19.0
500 to 999	2,057,809	1,922,356	1,898,561	1,775,217	1,667,251	423,047	361,243	346,012	342,644	283,958	15.7	13.1	14.8	11.4
1,000 or more acres	1,772,613	1,796,685	1,467,547	1,344,184	1,190,677	276,018	250,467	220,129	222,660	155,439	13.5	12.2	9.7	7.9

Z Less than 0.05 percent.

Table 15.–ALL LAND IN FARMS AND CROPLAND HARVESTED, BY SIZE OF FARM, BY STATES: 1940 TO 1959–Continued

[Data for the United States, the North, the South, and the West are in Table 8. All 1950 data for conterminous United States are based on reports for only a sample of farms. See text]

Division, State, and size group	All land in farms (acres)					Cropland harvested (acres)					Percent distribution of all land in farms, by size of farm		Percent distribution of cropland harvested, by size of farm	
	1959	1954	1950	1945	1940	1959	1954	1949	1944	1939	1959	1954	1959	1954
SOUTH ATLANTIC—Con.														
West Virginia.....	6,062,594	7,351,874	8,154,951	8,719,579	8,908,803	831,884	1,073,216	1,222,079	1,489,919	1,564,754	100.0	100.0	100.0	100.0
Under 10 acres.....	7,088	38,719	45,937	70,614	68,150	2,305	11,495	14,467	27,924	32,333	0.1	0.5	0.3	1.1
10 to 49.....	324,581	548,425	682,328	799,335	841,048	62,760	103,339	130,138	179,401	212,662	5.4	7.4	7.5	9.6
50 to 69.....	304,784	472,983	588,045	690,102	743,542	48,957	75,509	97,120	129,683	152,028	5.0	6.4	5.9	7.0
70 to 99.....	517,411	721,360	895,935	976,290	1,029,604	78,510	113,365	149,314	178,691	200,044	8.5	9.8	9.4	10.6
100 to 139.....	736,219	980,080	1,194,936	1,316,119	1,363,677	112,280	154,099	192,400	238,833	259,272	12.1	13.3	13.5	14.4
140 to 179.....	604,285	746,155	866,835	943,323	950,247	87,721	116,881	134,885	167,948	175,433	10.0	10.1	10.5	10.9
180 to 219.....	498,251	614,066	704,775	745,382	754,223	71,114	94,047	105,976	129,262	130,056	8.2	8.4	8.5	8.8
220 to 259.....	395,201	428,360	462,725	507,915	507,149	57,551	64,175	67,160	86,313	85,593	6.5	5.8	6.9	6.0
260 to 499.....	1,191,737	1,293,947	1,357,906	1,396,621	1,384,937	164,861	183,489	186,484	209,007	199,756	19.7	17.6	19.8	17.1
500 to 999.....	818,916	859,055	758,780	767,037	716,143	87,702	97,346	88,971	88,497	77,646	13.5	11.7	10.5	9.1
1,000 or more acres...	664,121	648,724	596,749	506,841	550,083	58,123	59,471	55,164	54,360	39,931	11.0	8.8	7.0	5.5
North Carolina.....	15,887,724	18,260,346	19,426,054	18,617,932	18,845,338	4,746,364	5,504,204	5,832,946	6,126,001	6,125,386	100.0	100.0	100.0	100.0
Under 10 acres.....	83,813	173,945	158,118	144,777	141,748	52,924	99,591	80,238	92,174	90,131	0.5	1.0	1.1	1.8
10 to 49.....	2,209,820	3,321,164	3,740,879	3,659,330	3,415,862	1,134,419	1,815,565	2,056,371	2,103,420	1,912,342	13.9	18.2	23.9	33.0
50 to 69.....	1,411,858	1,840,921	2,135,569	2,258,306	2,260,848	530,907	684,114	783,772	895,297	904,511	8.9	10.1	11.2	12.4
70 to 99.....	1,846,591	2,279,503	2,462,734	2,551,780	2,655,803	598,035	697,676	742,077	832,639	890,264	11.6	12.5	12.6	12.7
100 to 139.....	2,041,968	2,323,972	2,621,479	2,803,284	2,936,270	584,248	621,384	677,233	771,058	830,775	12.9	12.7	12.3	11.3
140 to 179.....	1,444,826	1,541,926	1,710,270	1,697,053	1,846,578	388,242	372,505	372,720	407,508	457,930	9.1	8.4	8.2	6.8
180 to 219.....	1,087,717	1,124,667	1,229,983	1,200,091	1,281,923	277,522	254,155	256,612	260,616	281,903	6.8	6.2	5.8	4.6
220 to 259.....	793,745	781,361	841,597	734,234	755,789	197,542	166,477	163,311	157,164	161,541	5.0	4.3	4.2	3.0
260 to 499.....	2,284,597	2,199,775	2,166,337	1,968,639	1,907,077	524,224	423,169	379,649	364,475	363,279	14.4	12.0	11.0	7.7
500 to 999.....	1,365,890	1,280,203	1,272,871	984,187	931,747	268,953	199,589	185,379	148,641	151,667	8.6	7.0	5.7	3.6
1,000 or more acres...	1,316,899	1,392,909	1,086,217	616,251	711,693	189,348	169,979	135,584	93,009	81,043	8.3	7.6	4.0	3.1
South Carolina.....	9,149,492	11,069,348	11,918,968	11,021,623	11,238,697	2,694,196	3,393,002	3,969,030	4,149,321	4,321,962	100.0	100.0	100.0	100.0
Under 10 acres.....	34,144	84,442	70,512	80,934	61,310	24,073	54,866	46,025	63,055	48,983	0.4	0.8	0.9	1.6
10 to 49.....	886,952	1,525,502	1,817,071	1,936,339	1,729,452	534,143	968,048	1,247,816	1,419,754	1,241,539	9.7	13.8	19.8	28.5
50 to 69.....	483,096	713,140	890,900	998,138	1,036,215	189,938	295,627	428,651	518,115	549,854	5.3	6.4	7.0	8.7
70 to 99.....	616,501	859,078	1,046,561	1,032,249	1,140,431	201,068	285,674	399,048	429,174	499,541	6.7	7.8	7.5	8.4
100 to 139.....	741,908	982,372	1,123,954	1,227,925	1,376,809	216,315	288,150	352,282	410,308	505,803	8.1	8.9	8.0	8.5
140 to 179.....	587,900	739,824	877,093	819,231	893,917	163,508	198,458	250,553	240,151	287,319	6.4	6.7	6.1	5.8
180 to 219.....	463,628	536,381	608,910	645,546	678,697	128,469	134,488	160,548	166,950	202,355	5.1	4.8	4.8	4.0
220 to 259.....	372,658	428,792	444,309	418,870	468,257	102,366	111,710	107,246	106,141	138,694	4.1	3.9	3.8	3.3
260 to 499.....	1,442,559	1,522,968	1,557,265	1,376,927	1,452,947	399,578	369,237	356,801	331,381	408,263	15.8	13.8	14.8	10.9
500 to 999.....	1,350,725	1,369,682	1,440,699	1,083,225	952,243	353,153	319,273	300,787	247,107	241,153	14.8	12.4	13.1	9.4
1,000 or more acres...	2,169,421	2,307,167	2,041,694	1,402,239	1,448,419	381,585	367,471	319,273	217,185	198,458	23.7	20.8	14.2	10.8
Georgia.....	19,657,615	24,018,773	25,783,945	23,675,612	23,683,631	4,917,975	6,117,379	7,135,852	7,824,189	8,802,593	100.0	100.0	100.0	100.0
Under 10 acres.....	28,718	71,891	60,370	68,408	43,444	12,595	32,970	26,503	37,394	27,105	0.1	0.3	0.3	0.5
10 to 49.....	781,128	1,449,026	1,949,020	2,401,181	2,181,695	373,829	797,451	1,196,676	1,674,899	1,542,235	4.0	6.1	7.6	13.0
50 to 69.....	677,627	1,178,479	1,610,804	2,013,344	1,983,947	263,114	537,040	814,299	1,144,140	1,154,648	3.4	4.9	5.4	8.8
70 to 99.....	999,010	1,526,003	1,983,498	2,132,761	2,327,558	341,677	562,942	806,020	943,843	1,130,156	5.1	6.4	6.9	9.2
100 to 139.....	1,489,504	2,118,530	2,644,119	2,960,953	3,197,064	470,595	696,274	907,680	1,040,486	1,280,767	7.6	8.8	9.6	11.4
140 to 179.....	1,256,772	1,653,886	1,897,936	1,962,027	2,166,429	371,027	472,272	548,058	563,357	732,151	6.4	6.9	7.5	7.7
180 to 219.....	1,134,117	1,439,408	1,660,891	1,682,702	1,857,783	319,755	378,926	429,865	421,027	568,834	5.8	6.0	6.5	6.2
220 to 259.....	897,530	1,104,590	1,145,444	1,062,242	1,182,658	252,820	284,230	275,869	247,173	348,954	4.6	4.6	5.1	4.6
260 to 499.....	3,461,246	3,728,251	3,845,358	3,417,931	3,547,562	922,319	862,561	849,995	704,352	943,404	17.6	15.5	18.8	14.1
500 to 999.....	3,348,353	3,422,652	3,151,450	2,576,342	2,362,356	759,110	692,471	595,102	501,284	586,150	17.0	14.2	15.4	11.3
1,000 or more acres...	5,583,610	6,326,057	5,835,055	3,397,721	2,833,135	831,134	800,242	685,785	546,234	488,189	28.4	26.3	16.9	13.1
Florida.....	15,236,521	18,161,675	16,537,586	13,083,501	8,337,708	1,881,879	1,935,655	1,721,007	1,809,430	1,679,622	100.0	100.0	100.0	100.0
Under 10 acres.....	32,928	47,288	43,753	49,458	47,943	16,934	21,766	17,670	26,644	27,338	0.2	0.3	0.9	1.1
10 to 49.....	382,324	522,481	559,073	632,506	744,642	168,397	216,150	220,799	326,192	392,543	2.5	2.8	8.9	11.2
50 to 69.....	160,124	214,163	251,814	248,411	263,572	64,682	83,208	96,931	124,978	131,354	1.1	1.2	3.4	4.3
70 to 99.....	294,307	402,380	446,830	487,685	524,612	101,987	135,727	154,409	205,254	220,457	1.9	2.2	5.4	7.0
100 to 139.....	350,419	445,269	474,278	460,819	451,859	123,435	151,550	147,782	165,983	171,178	2.3	2.5	6.6	7.8
140 to 179.....	363,498	459,992	475,431	480,241	455,419	120,077	145,087	135,054	151,466	141,130	2.4	2.5	6.4	7.5
180 to 219.....	304,242	346,011	352,167	304,887	274,472	100,860	101,377	96,056	93,597	84,909	2.0	1.9	5.4	5.2
220 to 259.....	269,848	291,554	263,793	245,593	206,929	85,794	87,118	73,756	72,723	64,608	1.8	1.6	4.6	4.5
260 to 499.....	1,024,409	1,106,970	948,554	798,932	607,680	294,289	283,026	224,240	211,400	169,192	6.7	6.1	15.6	14.6
500 to 999.....	1,192,942	1,260,350	1,028,896	745,029	504,010	260,315	239,749	178,460	137,881	110,611	7.8	6.9	13.8	12.4
1,000 or more acres...	10,861,480	13,065,217	11,692,997	8,629,940	4,256,570	545,109	470,897	375,850	293,312	166,302	71.3	71.9	29.0	24.3
EAST SOUTH CENTRAL														
Kentucky.....	17,030,675	18,034,380	19,534,312	19,724,834	20,294,016	4,012,962	4,541,381	5,126,812	5,322,477	5,271,623	100.0	100.0	100.0	100.0
Under 10 acres.....	56,834	117,183	127,443	153,441	172,309	28,749	61,925	55,750	79,653	95,726	0.3	0.6	0.7	1.4
10 to 49.....	1,030,477	1,498,600	1,780,356	1,912,877	2,162,650	284,845	468,998	579,548	682,997	815,614	6.1	8.3	7.1	10.3
50 to 69.....	1,035,291	1,320,119	1,604,490	1,736,258	1,840,153	232,944	322,599	435,755	486,617	522,925	6.1	7.3	5.8	7.1
70 to 99.....	1,793,073	2,163,293	2,500,400	2,588,118	2,753,741	402,893	525,777	661,247	711,852	734,976	10.5	12.0	10.0	11.6
100 to 139.....	2,503,910	2,884,313	3,346,895	3,598,669	3,691,594	575,221	709,903	869,107	938,079	917,466	14.7	16.0	14.3	15.6
140 to 179.....	2,019,489	2,175,206	2,371,776	2,472,911	2,481,316	461,454	524,414	594,870	633,743	593,083	11.9	12.1	11.5	11.5
180 to 219.....	1,665,284	1,679,955	1,815,983	1,862,170	1,792,751	378,113	402,398	448,477	454,362	409,948	9.8	9.3	9.4	8.9
220 to 259.....	1,143,494	1,144,253	1,151,157	1,093,432	1,094,194	271,094	284,755	289,647	285,200	261,362	6.7	6.3	6.8	6.3
260 to 499.....	3,316,485	3,008,477	2,952,822	2,686,222	2,684,445	783,602	749,498	751,069	677,128	614,224	19.5	16.7	19.5	16.5
500 to 999.....	1,594,990	1,300,634	1,249,631	1,070,607	1,007,841	396,792	327,174	304,448	258,569	219,019	9.4	7.2	9.9	7.2
1,000 or more acres...	871,348	742,347	633,359	550,129	613,022	197,255	163,940	136,894	114,277	87,280	5.1	4.1	4.9	3.6

Table 15.—ALL LAND IN FARMS AND CROPLAND HARVESTED, BY SIZE OF FARM, BY STATES: 1940 TO 1959—Continued

[Data for the United States, the North, the South, and the West are in Table 8. All 1950 data for conterminous United States are based on reports for only a sample of farms. See text]

Division, State, and size group	All land in farms (acres)					Cropland harvested (acres)					Percent distribution of all land in farms, by size of farm		Percent distribution of cropland harvested, by size of farm	
	1959	1954	1950	1945	1940	1959	1954	1949	1944	1939	1959	1954	1959	1954
EAST SOUTH CENTRAL—Continued														
Tennessee	16,081,285	17,654,324	18,591,207	17,788,997	18,492,898	4,116,418	4,860,793	5,631,457	5,843,567	6,158,662	100.0	100.0	100.0	100.0
Under 10 acres	67,884	126,661	131,026	138,505	149,601	32,268	56,466	49,333	58,181	78,721	0.4	0.7	0.8	1.2
10 to 49	1,400,110	1,906,936	2,396,998	2,373,684	2,577,318	526,693	826,487	1,090,769	1,197,922	1,327,336	8.7	10.8	12.8	17.0
50 to 69	1,071,718	1,350,485	1,665,263	1,715,212	1,785,666	298,751	419,091	604,503	661,378	702,473	6.7	7.6	7.3	8.6
70 to 99	1,659,329	2,027,500	2,394,036	2,359,743	2,488,779	438,038	596,639	790,444	822,817	877,405	10.3	11.5	10.6	12.3
100 to 139	2,118,217	2,475,191	2,794,754	2,951,734	2,980,777	544,601	688,417	851,295	934,229	954,973	13.2	14.0	13.2	14.2
140 to 179	1,674,499	1,882,936	2,052,756	2,007,884	2,083,074	414,075	492,710	558,081	579,188	608,020	10.4	10.7	10.1	10.1
180 to 219	1,341,072	1,430,801	1,455,690	1,451,602	1,446,622	327,028	361,681	384,512	398,941	407,303	8.3	8.1	7.9	7.4
220 to 259	990,728	988,803	1,001,673	902,384	967,002	248,136	252,325	260,182	252,975	266,165	6.2	5.6	6.0	5.2
260 to 499	2,927,259	2,893,982	2,682,604	2,372,325	2,402,106	708,877	700,826	653,160	607,135	618,065	18.2	16.4	17.2	14.4
500 to 999	1,625,873	1,423,206	1,244,195	1,084,154	1,025,265	369,467	302,103	268,961	242,781	226,269	10.1	8.1	9.0	6.2
1,000 or more acres	1,204,596	1,147,823	772,212	431,770	586,688	208,484	164,048	120,217	88,020	91,932	7.5	6.5	5.1	3.4
Alabama	16,542,730	20,810,492	20,931,188	19,067,844	19,143,391	3,715,251	4,812,086	5,766,095	6,163,110	7,111,717	100.0	100.0	100.0	100.0
Under 10 acres	36,436	94,840	91,577	96,051	71,269	21,440	49,465	45,813	53,558	49,063	0.2	0.5	0.6	1.0
10 to 49	1,198,812	1,963,953	2,675,784	2,870,429	3,225,654	577,254	1,015,980	1,585,069	1,853,413	2,160,827	7.2	9.5	15.5	21.1
50 to 69	684,341	1,055,258	1,364,035	1,444,082	1,525,863	269,947	457,308	669,862	777,420	846,469	4.1	5.1	7.3	9.5
70 to 99	1,208,430	1,799,308	2,169,378	2,317,465	2,527,188	398,036	625,179	830,924	943,370	1,105,191	7.3	8.6	10.7	13.0
100 to 139	1,321,693	1,759,400	2,058,086	2,152,278	2,310,224	403,923	536,045	649,711	690,258	830,356	8.0	8.5	10.9	11.1
140 to 179	1,113,494	1,451,319	1,598,235	1,622,289	1,799,271	298,020	369,404	401,225	426,124	534,225	6.7	7.0	8.0	7.7
180 to 219	849,395	1,082,015	1,153,997	1,066,076	1,157,017	213,873	257,834	269,862	245,524	311,516	5.1	5.2	5.8	5.4
220 to 259	680,294	795,364	728,499	705,293	753,169	169,648	174,965	158,519	154,588	190,033	4.1	3.8	4.6	3.6
260 to 499	2,417,474	2,778,641	2,564,386	2,254,562	2,244,506	502,660	506,340	456,094	404,077	506,646	14.6	13.4	13.5	10.5
500 to 999	2,266,908	2,440,459	2,248,932	1,702,844	1,439,888	381,464	356,469	305,013	261,629	285,400	13.7	11.7	10.3	7.4
1,000 or more acres	4,765,453	5,589,935	4,278,279	2,836,475	2,089,342	478,986	463,097	394,003	353,149	291,991	28.8	26.9	12.9	9.6
Mississippi	18,630,263	20,702,412	20,818,632	19,616,533	19,156,058	4,564,307	5,529,981	6,130,336	6,472,820	6,952,931	100.0	100.0	100.0	100.0
Under 10 acres	57,857	157,844	146,486	118,018	119,377	43,027	121,150	109,119	93,550	95,399	0.3	0.8	0.9	2.2
10 to 49	1,383,981	2,378,823	3,126,751	3,610,858	4,150,181	708,347	1,465,183	2,083,606	2,587,400	2,978,769	7.4	11.5	15.5	26.5
50 to 69	696,445	1,001,510	1,250,230	1,204,155	1,232,856	202,068	340,621	494,455	513,439	528,237	3.7	4.8	4.4	6.2
70 to 99	1,404,709	1,842,114	2,082,521	2,067,422	2,134,535	315,858	473,090	598,746	631,134	684,411	7.5	8.9	6.9	8.6
100 to 139	1,545,370	1,887,075	2,034,331	2,037,836	2,070,535	302,965	406,054	469,469	495,027	547,674	8.3	9.1	6.6	7.3
140 to 179	1,379,191	1,625,405	1,781,216	1,703,712	1,760,516	241,339	302,464	341,709	341,991	390,829	7.4	7.9	5.3	5.5
180 to 219	942,924	1,064,944	1,052,429	1,057,298	1,051,626	164,822	193,456	192,802	190,058	221,703	5.1	5.1	3.6	3.5
220 to 259	753,595	853,276	804,367	731,201	765,526	128,290	152,659	131,573	128,567	153,067	4.0	4.1	2.8	2.8
260 to 499	2,728,379	2,831,481	2,673,724	2,362,877	2,279,124	508,678	513,312	456,200	428,274	473,588	14.6	13.7	11.1	9.3
500 to 999	2,564,007	2,509,201	2,345,713	1,897,495	1,632,692	639,421	588,514	497,770	437,120	400,734	13.8	12.1	14.0	10.6
1,000 or more acres	5,173,805	4,550,739	3,520,864	2,825,661	1,959,090	1,309,492	973,478	754,887	626,260	478,520	27.8	22.0	28.7	17.6
WEST SOUTH CENTRAL														
Arkansas	16,458,515	17,944,367	18,867,915	17,455,900	18,044,542	5,324,541	5,535,608	5,947,250	5,994,816	6,609,833	100.0	100.0	100.0	100.0
Under 10 acres	29,432	77,803	91,848	98,309	103,261	17,804	42,923	50,883	55,171	72,042	0.2	0.4	0.3	0.8
10 to 49	721,168	1,329,953	1,924,317	2,298,197	2,586,453	267,712	645,429	1,042,677	1,411,539	1,649,002	4.4	7.4	5.0	11.7
50 to 69	399,488	622,425	869,967	854,633	987,341	120,609	219,589	362,140	390,639	477,217	2.4	3.5	2.3	4.0
70 to 99	1,066,717	1,539,349	2,072,703	2,142,273	2,519,954	290,538	474,405	702,175	748,122	938,863	6.5	8.6	5.5	8.6
100 to 139	1,263,442	1,669,361	2,096,124	2,039,304	2,309,528	353,991	492,261	636,858	624,272	730,562	7.7	9.3	6.6	8.9
140 to 179	1,275,999	1,607,299	1,901,974	1,939,423	2,270,395	351,459	424,225	503,023	511,054	598,958	7.8	9.0	6.6	7.7
180 to 219	1,008,683	1,175,934	1,311,704	1,207,267	1,254,902	280,718	314,789	324,839	310,577	343,218	6.1	6.6	5.3	5.7
220 to 259	901,758	990,945	1,054,415	865,805	912,252	260,644	266,947	278,148	220,128	246,316	5.5	5.5	4.9	4.8
260 to 499	3,128,499	3,226,841	2,957,762	2,575,142	2,419,150	984,842	932,851	761,032	692,724	666,123	19.0	18.0	18.5	16.9
500 to 999	2,885,392	2,532,164	2,142,391	1,640,856	1,336,816	1,077,518	839,338	641,998	512,911	456,041	17.5	14.1	20.2	15.2
1,000 or more acres	3,777,937	3,172,293	2,444,710	1,794,691	1,344,490	1,318,706	882,851	643,477	517,679	431,491	23.0	17.7	24.8	15.9
Louisiana	10,347,328	11,441,343	11,200,024	10,039,657	9,996,108	2,425,936	3,010,580	3,126,468	3,490,159	4,051,670	100.0	100.0	100.0	100.0
Under 10 acres	32,753	86,405	79,501	65,936	75,793	12,241	38,591	37,508	39,954	55,197	0.3	0.8	0.5	1.3
10 to 49	901,949	1,421,612	1,761,324	1,994,194	2,427,788	345,467	666,929	939,343	1,254,719	1,690,322	8.7	12.4	14.2	22.1
50 to 69	388,101	516,303	574,953	590,069	623,104	120,308	177,625	211,644	262,857	311,797	3.8	4.5	5.0	5.9
70 to 99	576,707	745,779	829,688	827,550	896,758	145,733	198,282	228,318	269,175	345,214	5.6	6.5	6.0	6.6
100 to 139	602,929	736,665	748,743	749,780	789,814	145,249	189,395	181,216	215,906	273,843	5.8	6.4	6.0	6.3
140 to 179	506,376	578,512	595,075	599,976	619,479	116,353	141,979	138,300	155,672	185,988	4.9	5.1	4.8	4.7
180 to 219	399,762	431,639	404,531	404,038	394,509	99,192	115,792	102,806	108,156	125,204	3.9	3.8	4.1	3.8
220 to 259	318,700	348,069	362,848	286,591	287,762	81,138	94,542	82,921	82,175	88,478	3.1	3.0	3.3	3.1
260 to 499	1,248,463	1,336,085	1,282,699	1,106,851	1,001,227	330,545	370,514	310,203	312,269	296,766	12.1	11.7	13.6	12.3
500 to 999	1,505,766	1,408,498	1,281,359	1,041,269	892,963	378,418	370,234	321,042	278,669	259,225	14.6	12.3	15.6	12.3
1,000 or more acres	3,865,822	3,831,776	3,279,303	2,373,403	1,986,911	651,292	646,697	573,167	510,607	419,636	37.4	33.5	26.8	21.5
Oklahoma	35,800,688	35,630,045	35,877,062	36,161,822	34,803,317	8,975,117	10,249,134	11,885,247	14,088,470	12,766,219	100.0	100.0	100.0	100.0
Under 10 acres	10,523	29,263	34,450	53,942	42,629	1,297	2,812	6,955	17,960	16,891	(Z)	0.1	(Z)	(Z)
10 to 49	317,886	471,741	614,626	715,375	901,080	47,645	74,258	156,951	276,153	417,487	0.9	1.3	0.5	0.7
50 to 69	195,071	272,973	392,140	426,974	587,861	33,995	52,906	112,600	174,310	273,506	0.5	0.8	0.4	0.5
70 to 99	677,985	933,652	1,270,625	1,610,177	2,127,173	135,138	214,287	379,783	660,001	919,376	1.9	2.6	1.5	2.1
100 to 139	789,469	1,006,034	1,417,460	1,520,566	1,963,172	159,637	255,559	453,005	628,278	818,887	2.2	2.8	1.8	2.5
140 to 179	2,142,643	2,880,038	3,837,987	4,978,033	5,988,981	620,412	1,010,144	1,521,260	2,288,419	2,541,682	6.0	8.1	6.9	9.9
180 to 219	913,300	1,160,637	1,546,170	1,481,094	1,557,253	240,042	364,170	542,505	634,093	644,530	2.6	3.3	2.7	3.6
220 to 259	1,284,975	1,639,641	1,919,819	1,886,087	1,896,717	392,056	587,294	762,540	881,670	834,090	3.6	4.6	4.4	5.7
260 to 499	7,485,182	8,436,488	8,817,470	8,801,433	8,043,982	2,543,046	3,268,047	3,737,805	4,299,517	3,520,227	20.9	23.7	28.3	31.9
500 to 999	8,240,622	7,257,956	6,344,068	5,652,599	4,722,523	2,692,657	2,572,409	2,471,329	2,491,143	1,740,164	23.0	20.4	30.0	25.1
1,000 or more acres	13,743,032	11,541,622	9,682,248	9,035,542	6,971,946	2,109,192	1,847,248	1,740,514	1,736,926	1,039,379	38.4	32.4	23.5	18.0

Z Less than 0.05 percent.

Table 15.–ALL LAND IN FARMS AND CROPLAND HARVESTED, BY SIZE OF FARM, BY STATES: 1940 TO 1959–Continued

[Data for the United States, the North, the South, and the West are in Table 8. All 1950 data for conterminous United States are based on reports for only a sample of farms. See text]

Division, State, and size group	All land in farms (acres)					Cropland harvested (acres)					Percent distribution of all land in farms, by size of farm		Percent distribution of cropland harvested, by size of farm	
	1959	1954	1950	1945	1940	1959	1954	1949	1944	1939	1959	1954	1959	1954
WEST SOUTH CENTRAL—Continued														
Texas	143,217,559	145,812,733	146,004,380	141,337,744	137,683,372	22,236,473	24,885,000	28,291,089	27,469,089	26,044,008	100.0	100.0	100.0	100.0
Under 10 acres	42,621	115,053	130,559	167,379	140,026	10,034	23,403	35,203	45,626	59,112	(Z)	0.1	(Z)	0.1
10 to 49	916,943	1,398,861	1,754,629	2,148,225	2,661,510	265,767	487,656	746,663	1,059,518	1,605,106	0.6	1.0	1.2	2.0
50 to 69	850,293	1,195,296	1,537,045	1,923,158	2,394,929	237,827	407,217	639,115	867,889	1,255,672	0.6	0.8	1.1	1.6
70 to 99	1,572,956	2,121,295	2,576,266	3,138,133	3,949,723	482,678	771,284	1,104,029	1,419,361	1,916,053	1.1	1.5	2.2	3.1
100 to 139	2,634,186	3,463,447	4,386,704	5,095,816	5,998,988	836,357	1,304,509	1,913,632	2,207,970	2,718,803	1.8	2.4	3.8	5.2
140 to 179	3,134,899	4,089,793	4,928,040	5,659,270	6,573,464	1,182,537	1,773,908	2,453,280	2,752,964	3,029,870	2.2	2.8	5.3	7.1
180 to 219	2,716,319	3,300,963	3,818,222	4,077,537	4,339,919	920,240	1,281,759	1,695,194	1,720,818	1,765,309	1.9	2.3	4.1	5.2
220 to 259	2,455,892	2,939,220	3,192,866	3,104,181	3,251,649	898,513	1,173,193	1,392,334	1,351,967	1,311,117	1.7	2.0	4.0	4.7
260 to 499	13,452,481	14,404,042	14,457,862	13,725,907	13,478,490	5,309,882	5,995,746	6,427,113	5,896,894	5,038,630	9.4	9.9	23.9	24.1
500 to 999	16,384,183	15,598,330	14,729,987	13,399,742	12,449,205	5,675,390	5,503,851	5,379,080	4,625,229	3,520,520	11.4	10.7	25.5	22.1
1,000 or more acres	99,056,786	97,186,433	94,492,200	88,898,396	82,445,469	6,417,248	6,162,474	6,505,446	5,520,853	3,823,816	69.2	66.7	28.9	24.8
MOUNTAIN														
Montana	64,081,391	61,468,903	59,125,270	58,787,318	46,451,594	8,158,899	8,414,058	7,557,150	7,439,470	5,748,069	100.0	100.0	100.0	100.0
Under 10 acres	2,823	5,400	6,010	7,099	7,126	797	1,409	1,700	2,502	2,703	(Z)	(Z)	(Z)	(Z)
10 to 49	44,259	49,284	57,417	65,178	80,379	14,653	16,802	19,180	24,307	31,161	0.1	0.1	0.2	0.2
50 to 69	23,291	28,263	28,070	27,238	36,153	8,186	9,920	9,990	10,703	15,687	(Z)	(Z)	0.1	0.1
70 to 99	77,612	98,315	118,335	135,034	180,423	30,839	41,241	47,895	60,977	78,107	0.1	0.2	0.4	0.5
100 to 139	105,288	130,236	162,060	159,263	177,076	44,385	54,631	67,940	69,033	70,463	0.2	0.2	0.5	0.6
140 to 179	247,487	318,004	380,130	452,915	609,345	98,541	131,511	149,357	178,038	208,112	0.4	0.5	1.2	1.6
180 to 219	142,254	173,771	192,425	193,887	207,374	55,425	67,840	78,480	78,826	73,568	0.2	0.3	0.7	0.8
220 to 259	164,579	200,326	226,215	224,235	261,038	64,446	78,391	90,353	85,728	86,903	0.3	0.3	0.8	0.9
260 to 499	1,299,434	1,563,794	1,783,779	2,150,615	2,846,873	430,177	533,222	569,071	695,324	751,651	2.0	2.5	5.3	6.3
500 to 999	3,488,169	4,120,191	4,519,041	5,063,767	6,291,045	1,002,051	1,233,136	1,270,780	1,424,451	1,363,963	5.4	6.7	12.3	14.7
1,000 or more acres	58,486,195	54,781,319	51,651,788	50,308,087	35,754,762	6,409,399	6,245,955	5,252,404	4,809,581	3,065,751	91.3	89.1	78.6	72.2
Idaho	15,232,401	14,364,471	13,258,110	12,503,332	10,297,745	3,832,164	3,727,616	3,662,377	3,441,661	2,935,350	100.0	100.0	100.0	100.0
Under 10 acres	11,190	17,008	18,201	18,982	19,409	2,224	3,918	5,309	5,916	7,627	0.1	0.1	0.1	0.1
10 to 49	165,746	202,899	240,170	256,058	294,824	83,140	107,531	132,112	144,944	163,973	1.1	1.4	2.2	3.0
50 to 69	91,271	119,570	136,500	132,712	139,254	52,625	72,612	81,475	80,781	83,567	0.6	0.8	1.4	1.9
70 to 99	349,500	482,315	530,257	545,488	564,322	217,570	305,945	334,715	335,293	331,145	2.3	3.4	5.7	8.2
100 to 139	398,586	412,166	405,615	414,045	415,097	244,882	239,756	228,357	229,958	210,448	2.6	2.9	6.4	6.4
140 to 179	523,476	563,986	600,749	663,093	778,522	291,154	290,036	281,955	310,136	326,504	3.4	3.9	7.6	7.8
180 to 219	296,986	305,404	304,668	307,602	324,580	165,090	150,425	146,736	142,856	135,888	1.9	2.1	4.3	4.0
220 to 259	331,574	311,450	339,200	323,843	345,563	165,829	141,696	152,383	144,533	139,344	2.2	2.2	4.3	3.8
260 to 499	1,419,687	1,456,173	1,476,393	1,499,716	1,613,569	625,765	594,446	582,063	586,259	549,877	9.3	10.1	16.3	15.9
500 to 999	1,951,886	1,928,449	1,799,219	1,717,098	1,753,924	686,871	650,153	615,973	578,725	470,504	12.8	13.4	17.9	17.4
1,000 or more acres	9,692,499	8,565,051	7,407,138	6,624,695	4,048,681	1,297,014	1,171,098	1,101,299	882,260	516,473	63.6	59.6	33.8	31.4
Wyoming	36,199,666	34,989,064	34,402,935	33,116,554	28,025,979	1,679,024	1,556,022	1,906,163	1,843,413	1,534,800	100.0	100.0	100.0	100.0
Under 10 acres	621	2,132	2,380	2,530	2,656	135	319	555	560	851	(Z)	(Z)	(Z)	(Z)
10 to 49	13,674	16,362	18,550	21,708	25,862	4,536	5,524	6,545	8,536	11,635	(Z)	(Z)	0.3	0.3
50 to 69	7,274	9,287	8,450	10,299	12,240	2,659	4,074	4,040	4,971	6,031	(Z)	(Z)	0.2	0.3
70 to 99	30,032	45,257	57,944	67,928	89,123	12,981	21,235	31,245	37,596	45,116	0.1	0.1	0.8	1.4
100 to 139	45,298	67,477	81,280	73,319	85,003	22,255	34,625	40,068	37,351	39,016	0.1	0.2	1.3	2.2
140 to 179	120,031	170,727	207,550	220,263	266,353	58,789	79,270	94,725	105,187	104,037	0.3	0.5	3.5	5.1
180 to 219	68,861	76,842	89,190	89,362	88,392	33,157	34,232	40,812	40,829	35,560	0.2	0.2	2.0	2.2
220 to 259	91,190	104,481	110,210	110,106	117,274	42,181	46,454	52,150	49,344	45,072	0.3	0.3	2.5	3.0
260 to 499	549,800	556,408	642,144	624,308	765,597	200,607	179,397	210,764	198,020	197,623	1.5	1.6	11.9	11.5
500 to 999	868,173	1,014,156	1,186,335	1,202,677	1,680,089	197,632	197,851	262,434	237,150	231,551	2.4	2.9	11.8	12.7
1,000 or more acres	34,404,712	32,925,935	31,998,902	30,694,054	24,893,390	1,104,092	953,041	1,162,825	1,123,869	818,308	95.0	94.1	65.8	61.2
Colorado	38,787,312	38,385,234	38,104,324	36,217,808	31,527,240	5,879,446	5,219,689	6,879,193	6,034,697	4,769,671	100.0	100.0	100.0	100.0
Under 10 acres	7,969	16,622	19,366	22,352	21,048	3,208	5,783	8,121	10,065	10,540	(Z)	(Z)	0.1	0.1
10 to 49	95,259	121,905	155,740	166,184	177,601	44,561	52,957	78,292	91,070	95,527	0.2	0.3	0.8	1.0
50 to 69	45,557	57,777	67,399	73,297	90,909	22,494	26,124	33,958	41,800	49,813	0.1	0.2	0.4	0.5
70 to 99	157,034	218,943	264,466	288,310	333,247	89,702	115,295	160,044	176,695	182,739	0.4	0.6	1.5	2.2
100 to 139	173,171	223,657	261,364	261,336	291,985	94,068	111,659	147,442	146,388	144,872	0.4	0.6	1.6	2.1
140 to 179	493,917	625,319	712,276	811,255	1,042,460	284,047	297,329	407,663	428,042	443,650	1.3	1.6	4.8	5.7
180 to 219	218,700	243,340	265,615	264,207	293,674	115,174	107,338	126,885	128,378	126,496	0.6	0.6	2.0	2.1
220 to 259	274,322	310,239	347,980	353,888	383,401	141,445	129,308	172,728	169,415	152,967	0.7	0.8	2.4	2.5
260 to 499	1,783,751	2,109,184	2,470,583	2,599,214	3,245,571	704,716	678,788	983,531	978,436	915,347	4.6	5.5	12.0	13.0
500 to 999	3,537,267	4,098,177	4,510,180	4,553,302	4,957,621	1,053,890	1,060,434	1,423,489	1,341,728	1,047,993	9.1	10.7	17.9	20.3
1,000 or more acres	32,000,365	30,360,071	29,029,355	26,824,463	20,689,723	3,326,141	2,634,674	3,337,040	2,522,680	1,599,727	82.5	79.1	56.6	50.5
New Mexico	46,293,207	49,450,885	47,475,783	49,608,445	38,860,427	1,076,947	1,135,073	1,927,046	1,956,827	1,572,507	100.0	100.0	100.0	100.0
Under 10 acres	7,992	19,047	18,820	24,216	29,695	4,160	9,824	11,815	15,857	19,082	(Z)	(Z)	0.4	0.9
10 to 49	74,399	99,864	129,300	161,798	198,765	33,836	45,174	72,200	93,651	103,000	0.2	0.2	3.1	4.0
50 to 69	32,051	45,911	51,204	67,462	65,267	14,081	19,563	28,230	34,685	29,266	0.1	0.1	1.3	1.7
70 to 99	59,207	78,158	97,760	110,135	125,802	26,345	35,138	46,385	50,906	47,567	0.1	0.2	2.4	3.1
100 to 139	67,623	84,063	104,417	112,814	125,371	27,295	35,729	45,105	47,581	41,692	0.1	0.2	2.5	3.1
140 to 179	137,129	190,254	232,046	338,871	381,684	47,964	63,177	88,971	88,136	89,774	0.3	0.4	4.5	5.6
180 to 219	75,595	87,782	94,769	116,641	119,901	26,538	31,318	39,480	35,481	32,128	0.2	0.2	2.5	2.8
220 to 259	84,430	96,251	112,609	113,999	137,127	31,808	32,199	50,899	39,817	32,806	0.2	0.2	3.0	2.8
260 to 499	576,022	710,461	883,725	1,157,832	1,386,771	181,048	185,084	359,698	380,605	331,375	1.2	1.4	16.8	16.3
500 to 999	1,200,125	1,447,597	1,612,830	2,154,239	2,740,131	227,603	251,476	455,402	491,643	399,656	2.6	2.9	21.1	22.2
1,000 or more acres	43,978,634	46,591,497	44,138,303	45,250,438	33,549,913	456,269	426,391	728,861	678,465	446,161	95.0	94.2	42.4	37.6

Z Less than 0.05 percent.

Table 15.—ALL LAND IN FARMS AND CROPLAND HARVESTED, BY SIZE OF FARM, BY STATES: 1940 TO 1959—Continued

[Data for the United States, the North, the South, and the West are in Table 8. All 1950 data for conterminous United States are based on reports for only a sample of farms. See text]

Division, State, and size group	All land in farms (acres)					Cropland harvested (acres)					Percent distribution of all land in farms, by size of farm		Percent distribution of cropland harvested, by size of farm	
	1959	1954	1950	1945	1940	1959	1954	1949	1944	1939	1959	1954	1959	1954
MOUNTAIN—Continued														
Arizona	40,203,386	41,789,946	40,026,931	37,856,370	25,651,092	1,018,757	1,093,544	898,629	652,049	525,974	100.0	100.0	100.0	100.0
Under 10 acres	4,016	7,376	8,506	13,131	11,878	1,350	2,368	3,030	3,608	5,220	(Z)	(Z)	0.1	0.2
10 to 49	36,302	50,362	73,650	84,749	106,328	17,889	22,704	34,689	35,757	48,990	0.1	0.2	1.8	2.0
50 to 69	16,858	21,652	28,022	32,366	33,389	8,814	10,378	13,785	13,567	13,928	(Z)	0.1	0.9	0.9
70 to 99	35,801	49,284	64,423	74,574	78,572	18,856	26,754	34,460	32,389	32,497	0.1	0.1	1.9	2.4
100 to 139	37,299	46,775	52,741	59,299	70,781	19,477	25,081	23,908	24,547	25,862	0.1	0.1	1.9	2.3
140 to 179	68,542	96,756	100,460	124,764	168,712	30,190	45,681	43,971	41,185	63,047	0.2	0.2	3.0	4.2
180 to 219	40,425	39,829	40,385	42,028	79,149	21,158	19,981	23,771	16,002	18,149	0.1	0.1	2.1	1.8
220 to 259	44,275	55,500	51,337	40,781	84,054	22,562	27,699	26,668	17,084	21,209	0.1	0.1	2.2	2.5
260 to 499	267,651	291,666	275,779	249,100	569,155	128,011	155,162	127,551	95,133	86,751	0.7	0.7	12.6	14.2
500 to 999	476,928	475,555	395,419	386,293	1,372,232	207,495	202,851	164,305	111,392	94,710	1.2	1.1	20.4	18.5
1,000 or more acres	39,175,289	40,655,191	38,936,209	36,749,285	23,076,842	542,955	554,885	402,491	261,385	135,611	97.4	97.3	53.3	50.7
Utah	12,688,518	12,262,222	10,854,289	10,309,107	7,302,007	1,062,246	1,228,520	1,313,726	1,247,718	966,088	100.0	100.0	100.0	100.0
Under 10 acres	8,952	17,933	17,873	22,434	17,169	4,077	8,086	8,845	12,646	10,198	0.1	0.1	0.4	0.7
10 to 49	118,548	149,692	186,133	199,252	231,425	69,512	89,541	116,909	131,241	147,750	0.9	1.3	6.5	7.3
50 to 69	71,977	94,317	111,019	120,276	128,852	42,514	55,885	67,610	76,825	77,344	0.6	0.8	4.0	4.5
70 to 99	138,873	170,864	192,194	191,910	214,746	76,576	96,225	107,027	109,919	109,294	1.1	1.4	7.2	7.8
100 to 139	164,350	190,708	202,814	211,681	219,249	85,527	93,734	99,622	107,420	95,033	1.3	1.6	8.1	7.6
140 to 179	172,354	215,577	216,640	217,947	254,526	76,447	88,684	87,474	88,070	85,105	1.4	1.8	7.2	7.2
180 to 219	138,386	144,428	181,728	163,839	157,743	57,747	54,191	66,226	63,981	47,970	1.1	1.2	5.4	4.4
220 to 259	125,777	134,492	126,290	140,430	125,122	44,343	47,209	44,133	49,549	36,526	1.0	1.1	4.2	3.8
260 to 499	542,588	568,113	593,583	569,334	566,566	149,251	156,446	168,876	163,410	124,909	4.3	4.6	14.1	12.7
500 to 999	760,564	790,403	749,699	750,050	717,348	132,158	150,480	164,475	148,874	92,090	6.0	6.4	12.4	12.2
1,000 or more acres	10,446,149	9,785,695	8,276,316	7,721,954	4,669,261	324,094	388,039	382,529	295,783	139,869	82.3	79.8	30.5	31.6
Nevada	10,942,936	8,231,270	7,010,206	6,178,004	3,785,106	337,529	360,011	405,583	486,842	435,855	100.0	100.0	100.0	100.0
Under 10 acres	533	1,385	1,175	1,483	1,274	131	265	320	466	413	(Z)	(Z)	(Z)	0.1
10 to 49	10,662	12,855	20,905	20,814	23,089	4,559	5,478	9,275	9,582	11,179	0.1	0.2	1.4	1.5
50 to 69	6,067	7,139	6,305	7,580	9,018	2,242	3,370	2,730	3,687	4,162	0.1	0.1	0.7	0.9
70 to 99	15,995	22,197	32,555	29,980	30,024	6,801	9,706	14,940	13,922	13,223	0.1	0.3	2.0	2.7
100 to 139	14,867	18,767	16,260	21,775	23,142	5,715	7,081	7,715	10,064	8,692	0.1	0.2	1.7	2.0
140 to 179	28,939	28,408	37,685	47,592	51,563	10,906	11,200	11,612	16,488	15,377	0.3	0.3	3.2	3.1
180 to 219	17,393	20,666	29,275	20,908	20,694	6,556	7,364	9,145	7,811	7,058	0.2	0.3	1.9	2.0
220 to 259	17,594	16,954	18,055	19,923	22,106	5,901	6,451	7,355	7,764	7,821	0.2	0.2	1.7	1.8
260 to 499	95,216	92,644	87,705	108,830	138,672	31,645	26,342	24,090	32,203	31,807	0.9	1.1	9.4	7.3
500 to 999	150,310	165,887	161,940	185,973	228,510	32,305	32,173	37,971	37,287	49,255	1.4	2.0	9.6	8.9
1,000 or more acres	10,585,360	7,844,368	6,598,346	5,713,146	3,237,014	230,768	250,581	280,430	347,568	286,868	96.7	95.3	68.4	69.6
PACIFIC														
Washington	18,716,972	17,641,429	17,706,301	16,719,870	15,181,815	4,412,466	4,342,833	4,254,999	4,290,008	3,569,803	100.0	100.0	100.0	100.0
Under 10 acres	31,837	65,703	70,113	92,559	89,144	12,792	19,847	22,924	34,970	36,370	0.2	0.4	0.3	0.5
10 to 49	451,242	566,118	635,329	708,244	776,501	165,555	192,497	213,313	258,832	285,464	2.4	3.2	3.8	4.4
50 to 69	187,241	205,082	236,181	227,571	225,643	72,168	71,206	77,738	80,215	80,411	1.0	1.2	1.6	1.6
70 to 99	360,943	412,058	433,328	471,296	508,408	133,873	146,366	137,715	159,013	163,372	1.9	2.3	3.0	3.4
100 to 139	370,956	389,272	390,933	389,318	414,958	137,739	127,147	110,319	120,980	121,518	2.0	2.2	3.1	2.9
140 to 179	447,388	461,276	499,422	537,533	639,038	164,181	145,863	151,684	156,093	166,188	2.4	2.6	3.7	3.4
180 to 219	285,951	280,546	295,925	286,948	290,386	103,393	83,278	81,822	84,343	80,389	1.5	1.6	2.3	1.9
220 to 259	271,314	271,346	291,223	293,190	314,286	98,107	85,720	83,627	93,415	91,288	1.4	1.5	2.2	2.0
260 to 499	1,207,497	1,261,184	1,329,157	1,404,597	1,506,580	447,068	426,029	459,414	479,228	446,677	6.5	7.1	10.1	9.8
500 to 999	2,061,172	2,152,351	2,184,082	2,122,644	2,203,016	765,594	786,301	762,116	775,872	678,208	11.0	12.2	17.4	18.1
1,000 or more acres	13,041,431	11,576,493	11,340,608	10,185,970	8,213,855	2,311,996	2,258,579	2,154,327	2,047,047	1,419,918	69.7	65.6	52.4	52.0
Oregon	21,236,298	21,047,340	20,275,572	19,754,257	17,988,307	3,118,451	3,265,385	3,206,101	3,276,086	2,824,316	100.0	100.0	100.0	100.0
Under 10 acres	24,411	47,844	52,623	60,283	50,753	8,350	12,728	16,478	21,805	20,709	0.1	0.2	0.3	0.4
10 to 49	340,513	417,588	480,443	498,254	507,321	122,442	147,687	176,334	202,607	210,061	1.6	2.0	3.9	4.6
50 to 69	169,879	201,921	225,147	216,000	226,958	63,663	76,803	84,678	92,548	97,546	0.8	1.0	2.0	2.4
70 to 99	318,817	405,055	462,055	453,440	494,673	120,986	158,197	176,519	178,589	187,782	1.5	1.9	3.9	4.8
100 to 139	356,369	415,886	462,807	467,788	493,393	136,329	160,671	172,963	178,086	178,844	1.7	2.0	4.4	4.9
140 to 179	424,898	496,206	572,085	620,700	704,059	148,479	173,495	193,092	199,051	196,094	2.0	2.4	4.8	5.3
180 to 219	297,780	342,629	369,573	360,498	377,021	111,223	122,740	128,066	128,339	124,757	1.4	1.6	3.6	3.8
220 to 259	270,086	298,925	350,791	335,705	329,284	101,822	109,593	123,450	116,789	99,122	1.3	1.4	3.3	3.4
260 to 499	1,158,989	1,256,859	1,324,910	1,399,552	1,496,728	407,798	417,133	392,271	409,877	399,566	5.5	6.0	13.1	12.8
500 to 999	1,466,750	1,588,850	1,645,491	1,662,962	1,766,651	406,969	408,856	363,948	411,061	354,669	6.9	7.5	13.1	12.5
1,000 or more acres	16,407,806	15,575,577	14,329,647	13,679,075	11,541,466	1,490,390	1,477,482	1,378,302	1,337,334	955,166	77.3	74.0	47.8	45.2
California	36,887,948	37,794,780	36,085,664	35,054,379	30,524,324	8,021,836	8,326,331	7,950,663	7,535,523	6,534,562	100.0	100.0	100.0	100.0
Under 10 acres	94,933	141,971	159,500	157,929	144,095	46,978	63,471	75,596	87,618	81,114	0.3	0.4	0.6	0.8
10 to 49	820,882	1,036,124	1,196,763	1,221,574	1,252,736	483,188	603,979	733,433	782,177	816,929	2.2	2.7	6.0	7.3
50 to 69	324,755	375,583	421,499	417,800	410,834	198,190	224,743	253,772	259,396	253,477	0.9	1.0	2.5	2.7
70 to 99	491,240	586,734	645,634	670,873	656,228	289,338	336,279	364,560	392,556	359,421	1.3	1.6	3.6	4.0
100 to 139	533,805	594,547	662,106	638,508	615,203	298,501	326,466	353,014	335,811	314,149	1.4	1.6	3.7	3.9
140 to 179	617,185	691,236	766,942	856,711	841,535	321,368	336,077	350,307	389,195	323,748	1.7	1.8	4.0	4.0
180 to 219	449,959	491,164	498,870	499,822	501,072	235,508	249,345	234,893	234,249	215,111	1.2	1.3	2.9	3.0
220 to 259	429,784	463,491	483,472	471,582	456,929	226,887	223,779	214,846	218,270	190,658	1.2	1.2	2.8	2.7
260 to 499	2,098,494	2,203,189	2,348,936	2,301,637	2,313,316	970,508	957,886	971,031	907,750	811,362	5.7	5.8	12.1	11.5
500 to 999	3,141,183	3,161,427	3,403,134	3,154,312	3,163,171	1,274,287	1,206,552	1,184,193	1,010,409	878,719	8.5	8.4	15.9	14.5
1,000 or more acres	27,885,728	28,049,314	25,498,808	24,663,631	20,169,205	3,677,083	3,797,754	3,215,018	2,918,092	2,289,874	75.6	74.2	45.8	45.6

Z Less than 0.05 percent.

Table 15.—ALL LAND IN FARMS AND CROPLAND HARVESTED, BY SIZE OF FARM, BY STATES: 1940 TO 1959—Continued

[Data for the United States, the North, the South, and the West are in Table 8. All 1950 data for conterminous United States are based on reports for only a sample of farms. See text]

Division, State, and size group	All land in farms (acres)					Cropland harvested (acres)					Percent distribution of all land in farms, by size of farm		Percent distribution of cropland harvested, by size of farm	
	1959	1954	1950	1945	1940	1959	1954	1949	1944	1939	1959	1954	1959	1954
PACIFIC—Continued														
Alaska	888,331	NA	421,799	NA	1,775,752	14,482	NA	6,450	NA	7,305	100.0	NA	100.0	NA
Under 10 acres	84	NA	245	NA	307	17	NA	21	NA	51	(Z)	NA	0.1	NA
10 to 49	702	NA	2,427	NA	3,594	112	NA	303	NA	873	0.1	NA	0.8	NA
50 to 69	549	NA	1,255	NA	8,403	158	NA	173	NA	1,870	0.1	NA	1.1	NA
70 to 99	2,712	NA	4,792	NA		387	NA	646	NA		0.3	NA	2.7	NA
100 to 139	4,390	NA	7,395	NA		1,215	NA	933	NA		0.5	NA	8.4	NA
140 to 179	17,102	NA	26,956	NA	33,754	2,313	NA	1,169	NA	2,779	1.9	NA	16.0	NA
180 to 219	5,785	NA	3,266	NA		1,524	NA	757	NA		0.7	NA	10.5	NA
220 to 259	6,304	NA	3,104	NA		1,750	NA	331	NA		0.7	NA	12.1	NA
260 to 499	15,081	NA	10,455	NA	15,041	3,546	NA	856	NA	950	1.7	NA	24.5	NA
500 to 999	9,439	NA	6,804	NA	11,073	1,903	NA	956	NA	157	1.1	NA	13.1	NA
1,000 or more acres	826,183	NA	355,100	NA	1,703,580	1,557	NA	305	NA	625	93.0	NA	10.8	NA
Hawaii	2,461,454	NA	2,432,069	NA	2,485,648	176,410	NA	159,497	NA	184,553	100.0	NA	100.0	NA
Under 10 acres	13,234	NA	13,184	NA	11,344	6,244	NA	6,014	NA	NA	0.5	NA	3.5	NA
10 to 49	40,761	NA	33,566	NA	35,922	14,791	NA	12,262	NA	NA	1.7	NA	8.4	NA
50 to 69	8,171	NA	13,061	NA	11,228	1,488	NA	2,075	NA	NA	0.3	NA	0.8	NA
70 to 99	9,520	NA		NA		1,446	NA		NA	NA	0.4	NA	0.8	NA
100 to 139	7,962	NA	8,373	NA		846	NA	644	NA	NA	0.3	NA	0.5	NA
140 to 179	7,831	NA	5,839	NA	16,054	826	NA	248	NA	NA	0.3	NA	0.5	NA
180 to 219	5,562	NA	4,579	NA		400	NA	297	NA	NA	0.2	NA	0.2	NA
220 to 259	4,501	NA	3,580	NA		220	NA	9	NA	NA	0.2	NA	0.1	NA
260 to 499	34,264	NA	2,349,887	NA	2,411,100	1,224	NA	137,948	NA	NA	1.4	NA	0.7	NA
500 to 999	22,851	NA		NA		834	NA		NA	NA	0.9	NA	0.5	NA
1,000 or more acres	2,306,797	NA		NA		148,091	NA		NA	NA	93.7	NA	83.9	NA

NA Not available.
Z Less than 0.05 percent.

Table 16.–AVERAGE ACREAGE PER FARM BASED ON ALL LAND IN FARMS, BY DIVISIONS AND STATES: 1850 TO 1959

[Figures for number of farms and farm acreage, upon which these averages are based, are shown in Table 21 of Chapter I]

	Region, division, and State	1959	1954	1950	1945	1940	1935	1930	1925	1920	1910	1900	1890	1880	1870	1860	1850
1	U. S.	302.8	NA	215.5	NA	174.5	NA	157.3	NA	148.5	138.5	146.6	136.5	133.7	153.3	199.2	202.6
2	Conterminous U. S.	302.4	242.2	215.3	194.8	174.0	154.8	156.9	145.1	148.2	138.1	146.2	136.5	133.7	153.3	199.2	202.6
3	The North	245.7	212.7	194.4	180.3	168.6	156.8	166.2	151.1	156.4	143.0	133.2	123.7	114.9	117.0	126.4	127.1
4	The South	217.2	166.7	148.2	131.1	123.1	109.9	106.4	103.5	109.2	114.4	138.2	139.7	153.4	214.2	335.4	332.1
5	The West	987.1	NA	699.6	NA	504.3	NA	434.4	NA	364.3	300.3	393.2	324.1	312.9	336.4	366.9	694.9
6	Conterminous area	996.4	798.2	702.9	639.3	501.5	414.0	433.3	372.7	362.7	296.9	386.1	324.1	312.9	336.4	366.9	694.9
	Geographic Divisions:																
7	New England	163.8	135.8	121.5	96.4	98.9	97.7	114.3	99.4	108.5	104.4	107.1	104.0	103.7	108.3	109.3	109.6
8	Middle Atlantic	135.1	116.2	107.4	99.0	96.6	91.7	98.0	89.5	95.4	92.2	92.4	91.7	95.1	102.6	107.5	114.2
9	East North Central	155.2	136.0	126.6	121.2	113.0	107.9	114.7	107.2	108.5	105.0	102.4	104.8	107.4	114.8	123.9	136.3
10	West North Central	354.9	314.7	289.3	274.5	251.6	231.4	238.6	223.2	234.3	209.6	189.5	164.8	142.0	142.5	189.8	180.0
11	South Atlantic	140.7	114.4	106.5	92.6	90.8	83.7	81.6	79.9	84.4	93.3	108.4	133.6	157.4	241.1	352.8	376.3
12	East South Central	121.4	97.8	87.2	79.4	75.3	69.6	68.6	70.2	75.0	78.2	89.9	120.5	134.9	178.3	275.8	262.1
13	West South Central	419.0	315.6	271.0	233.5	207.9	176.8	166.7	162.2	174.1	179.3	233.8	179.7	178.7	237.5	445.6	439.9
14	Mountain	1,773.7	1,449.5	1,284.1	1,150.8	821.9	640.7	652.5	564.2	480.7	324.5	457.9	298.9	158.8	127.3	177.1	72.2
15	Pacific	400.9	NA	282.6	NA	241.2	NA	238.1	NA	245.8	277.5	347.6	337.0	378.6	420.0	431.6	2,125.1
16	Conterminous area	397.3	315.1	278.5	253.7	230.6	208.6	231.2	204.3	239.8	270.3	334.8	337.0	378.6	420.0	431.6	2,125.1
	New England:																
17	Maine	177.5	154.7	137.7	109.4	108.3	112.7	119.0	103.2	112.5	104.9	106.2	99.7	101.9	97.6	102.8	97.4
18	New Hampshire	171.9	140.0	128.0	107.4	109.3	119.6	131.5	107.4	126.9	120.1	123.1	118.7	115.6	121.7	122.8	116.1
19	Vermont	243.4	207.6	185.2	148.4	155.5	149.4	156.5	141.3	145.7	142.6	142.7	134.9	137.5	133.9	135.5	138.6
20	Massachusetts	102.2	82.9	74.7	56.2	60.8	62.6	78.3	70.8	77.9	77.9	83.4	87.2	87.5	103.0	93.8	98.5
21	Rhode Island	98.9	77.2	73.5	73.5	73.6	71.1	84.1	79.0	81.2	83.8	82.9	85.3	82.8	93.6	96.4	102.9
22	Connecticut	106.7	89.2	81.5	71.6	71.5	64.7	87.4	78.8	83.8	81.5	85.8	85.5	80.2	92.7	99.5	106.2
	Middle Atlantic:																
23	New York	163.8	142.6	128.2	117.5	112.1	105.6	112.5	102.1	106.8	102.2	99.9	97.1	98.7	102.6	106.5	112.1
24	New Jersey	89.2	73.4	69.5	69.3	72.6	65.2	69.3	64.9	76.8	76.9	82.0	86.4	85.4	97.5	107.9	115.2
25	Pennsylvania	118.6	102.1	96.1	87.4	86.3	82.9	88.8	81.3	87.3	84.8	86.4	86.8	92.7	103.4	108.8	116.9
	East North Central:																
26	Ohio	131.9	112.9	105.2	99.4	93.7	89.6	98.1	90.8	91.6	88.6	88.5	92.9	99.2	110.8	113.8	125.2
27	Indiana	145.2	125.2	118.0	113.8	107.3	102.2	108.4	101.7	102.7	98.8	97.4	102.8	105.3	112.3	124.3	136.2
28	Illinois	196.1	173.2	158.6	154.7	145.4	136.9	143.1	136.2	134.8	129.1	124.2	126.7	123.8	127.6	145.9	158.0
29	Michigan	132.2	118.5	111.0	104.9	96.2	93.9	101.1	93.8	96.9	91.5	86.4	85.8	89.7	101.4	112.6	128.6
30	Wisconsin	161.2	146.6	137.8	132.9	122.5	117.4	120.3	113.1	117.0	118.9	117.0	114.7	114.3	113.8	114.0	147.5
	West North Central:																
31	Minnesota	211.4	195.4	183.6	175.4	165.2	161.4	166.9	159.7	169.3	177.3	169.7	159.7	145.1	139.4	149.2	183.9
32	Iowa	193.6	176.5	168.7	164.9	160.1	154.8	158.3	155.9	156.8	156.3	151.2	151.0	133.5	133.6	164.6	184.8
33	Missouri	196.6	169.6	152.7	145.2	135.6	125.9	131.8	125.3	132.2	124.8	119.3	129.3	129.3	146.3	215.4	178.7
34	North Dakota	754.9	676.1	629.9	589.8	512.9	462.4	495.8	451.9	466.1	382.3	342.9	277.4	271.2	175.8	215.0	...
35	South Dakota	804.8	719.0	674.0	626.3	544.8	445.4	438.6	402.6	464.1	335.1	362.4	227.2	203.2			
36	Nebraska	527.8	470.9	442.9	427.3	391.1	348.9	345.4	329.0	339.4	297.8	246.1	190.1	156.9	168.6	226.3	...
37	Kansas	480.6	416.3	370.0	344.1	308.2	275.0	282.9	263.6	274.8	244.0	240.7	181.3	154.6	148.0	171.0	...
	South Atlantic:																
38	Delaware	146.4	129.3	114.3	99.3	99.6	88.7	92.8	87.7	93.1	95.9	110.1	112.5	124.6	138.2	150.8	157.7
39	Maryland	137.6	119.9	112.3	101.8	99.7	98.7	101.3	90.5	99.3	103.4	112.4	121.4	126.4	167.1	189.7	212.0
40	District of Columbia	NA	NA	45.2	46.4	36.0	31.5	29.5	27.4	27.8	27.9	31.6	30.7	41.7	55.9	144.0	102.8
41	Virginia	134.5	107.7	103.1	94.5	94.0	89.3	98.1	88.8	99.7	105.9	118.6	149.7	167.4	245.7	336.0	339.6
42	West Virginia	137.8	107.2	100.9	89.3	89.7	90.0	106.5	99.4	109.6	103.7	114.7	141.8	162.6	214.4		
43	North Carolina	83.4	68.2	67.0	64.8	67.7	66.2	64.5	65.6	74.2	88.4	101.3	127.0	141.9	212.0	316.0	368.6
44	South Carolina	117.0	89.1	85.2	74.6	81.7	74.5	65.8	61.6	64.5	76.6	90.0	114.6	143.4	233.3	488.2	541.2
45	Georgia	184.8	145.1	129.9	104.8	109.6	101.0	86.4	88.1	81.9	92.6	117.5	147.3	187.9	338.0	429.8	440.9
46	Florida	337.8	315.6	290.4	213.9	133.9	83.0	85.2	99.0	112.0	105.0	106.9	107.4	140.7	231.8	444.6	370.7
	East South Central:																
47	Kentucky	112.8	93.2	89.0	82.7	80.2	74.4	80.8	77.0	79.9	85.6	93.7	119.4	129.1	157.6	211.0	226.7
48	Tennessee	102.0	86.9	80.0	75.9	74.7	69.7	73.3	70.8	77.2	81.5	90.6	115.6	124.8	165.7	250.9	261.0
49	Alabama	142.9	117.6	98.8	85.4	82.6	71.9	68.2	70.4	76.4	78.9	92.7	125.8	138.8	222.0	346.5	289.2
50	Mississippi	134.9	95.9	82.4	74.4	65.8	63.1	55.4	62.4	66.9	67.6	82.6	121.8	155.8	192.9	369.7	308.9
	West South Central:																
51	Arkansas	173.2	123.7	103.4	87.8	83.3	70.1	66.2	70.4	75.0	81.1	93.1	119.4	127.7	153.7	245.4	146.3
52	Louisiana	139.0	103.0	90.2	77.6	66.6	61.4	57.9	66.7	74.0	86.6	95.4	137.7	171.3	246.7	536.6	371.7
53	Oklahoma	378.1	299.5	253.1	219.4	193.7	165.6	165.8	156.5	166.4	151.7	212.9	182.0	...	...	...	...
54	Texas	630.7	497.7	438.5	367.1	329.4	274.6	251.7	235.5	261.5	269.1	357.2	225.3	208.4	301.0	590.9	942.5
	Mountain:																
55	Montana	2,212.8	1,859.3	1,688.7	1,557.4	1,110.7	939.6	940.3	697.9	608.1	516.7	885.9	350.6	267.1	164.0	...	...
56	Idaho	452.4	370.8	328.3	301.3	235.8	220.6	224.3	199.9	198.9	171.5	183.4	197.2	173.9	186.3	...	...
57	Wyoming	3,715.1	3,068.7	2,728.8	2,532.6	1,866.2	1,610.4	1,469.3	1,203.2	749.9	777.6	1,333.0	585.7	272.3	24.8	...	...
58	Colorado	1,161.6	942.0	832.7	760.6	612.9	471.0	481.6	416.5	408.1	293.1	383.6	280.6	258.6	184.3	...	...
59	New Mexico	2,908.0	2,347.0	2,013.7	1,670.6	1,139.4	831.5	981.5	878.9	817.9	315.9	416.8	176.7	124.9	186.1	278.2	77.5
60	Arizona	5,558.3	4,483.4	3,833.7	2,880.6	1,388.9	744.7	742.7	1,024.4	581.7	135.1	333.2	909.6	176.8	126.8	...	...
61	Utah	712.4	537.2	449.4	391.7	287.4	203.3	206.7	192.4	196.8	156.7	212.4	125.9	69.4	30.2	24.7	50.6
62	Nevada	4,648.7	2,881.1	2,271.2	1,801.7	1,059.4	979.9	1,185.6	1,053.5	745.2	1,009.6	1,174.7	1,301.0	378.1	201.3	616.7	...
	Pacific:																
63	Washington	362.9	270.7	248.8	209.3	185.9	174.0	190.9	172.1	199.8	208.4	256.0	231.4	215.9	207.6	275.3	...
64	Oregon	498.8	386.6	339.8	312.9	290.9	267.8	300.1	252.7	269.7	256.8	281.0	270.7	259.9	314.9	354.9	371.8
65	California	371.6	307.1	266.9	252.3	230.1	202.4	224.4	201.7	249.6	316.7	397.4	405.0	461.8	481.7	466.4	4,465.6
66	Alaska	2,420.5	NA	803.4	NA	2,850.3	NA	1,051.9	NA	249.0	191.6	13.3	NA	NA	NA	NA	NA
67	Hawaii	394.3	NA	423.0	NA	497.6	NA	427.7	NA	511.4	599.7	1,148.1	NA	NA	NA	NA	NA

NA Not available.

Table 17.–AVERAGE ACREAGE OF CROPLAND HARVESTED PER FARM REPORTING, BY SIZE OF FARM, BY DIVISIONS AND STATES: 1959 AND 1954

	Region, division, and State	All farms		Under 10 acres		10 to 49 acres		50 to 69 acres		70 to 99 acres		100 to 139 acres		140 to 179 acres		180 to 219 acres		220 to 259 acres		260 to 499 acres		500 acres and over	
		1959	1954	1959	1954	1959	1954	1959	1954	1959	1954	1959	1954	1959	1954	1959	1954	1959	1954	1959	1954	1959	1954
1	U. S.	97.3	NA	3.5	NA	14.1	NA	24.3	NA	35.8	NA	51.3	NA	80.0	NA	96.3	NA	125.1	NA	175.3	NA	382.1	NA
2	Contermi-nous U.S.	97.4	81.1	3.5	3.6	14.1	14.6	24.3	25.0	35.8	36.1	51.3	51.1	80.0	79.2	96.3	94.0	125.1	121.1	175.3	169.3	381.8	376.4
3	The North	127.1	113.3	3.1	2.9	14.9	14.1	28.4	28.0	42.9	42,6	62.1	61.3	93.1	91.8	112.9	110.0	143.1	139.0	199.8	194.3	412.4	424.3
4	The South	55.1	44.7	3.9	3.9	13.6	14.7	21.1	22.8	26.7	28.2	35.9	37.1	50.6	52.3	60.7	61.2	76.5	76.9	121.2	120.0	308.0	294.6
5	The West	137.1	NA	3.0	NA	15.0	NA	33.5	NA	46.1	NA	64.1	NA	82.9	NA	100.0	NA	117.3	NA	156.7	NA	422.6	NA
6	Contermi-nous area	138.6	115.5	3.0	2.9	15.2	14.7	33.6	32.9	46.2	45.7	64.3	60.9	83.3	77.2	100.2	92.3	117.5	107.1	156.9	144.3	420.9	389.4
	Geo. Div.:																						
7	N. E.	45.7	37.0	2.7	2.7	10.1	9.4	18.3	17.0	24.8	23.7	33.8	32.2	44.4	41.2	55.1	50.9	63.6	58.9	86.0	77.0	145.6	131.7
8	M. A.	59.5	52.4	2.9	2.8	13.3	12.9	26.6	26.7	38.1	38.7	52.7	52.4	68.4	67.0	82.8	80.3	97.5	94.5	128.6	123.4	254.6	246.0
9	E. N. C.	96.3	83.1	3.2	2.9	15.8	15.0	30.4	30.2	44.7	44.4	64.8	64.2	92.0	90.8	116.4	113.6	145.2	140.5	206.6	194.1	400.6	373.6
10	W. N. C.	175.2	162.6	3.5	3.1	15.3	14.8	28.3	27.6	43.8	43.2	65.3	64.8	100.5	99.3	120.3	117.8	151.6	147.9	209.1	206.9	426.1	443.6
11	S. A.	37.6	30.8	3.7	3.6	14.0	14.7	21.8	22.9	27.1	27.2	35.1	34.7	46.0	44.4	57.1	53.1	68.1	63.8	96.0	86.1	226.8	203.6
12	E. S. C.	33.5	28.4	3.9	4.1	12.9	14.2	18.9	21.0	23.6	25.7	31.2	32.5	39.5	40.1	48.8	49.1	59.8	58.6	83.4	79.9	246.8	217.6
13	W. S. C.	112.0	89.4	4.3	4.4	14.1	15.5	24.6	26.5	32.3	34.2	45.7	47.9	66.9	69.8	78.4	81.5	97.6	99.9	155.3	157.0	355.4	353.3
14	Mt.	182.8	151.5	3.3	2.9	15.7	15.6	33.9	33.8	48.5	48.6	68.0	64.0	86.9	80.0	101.7	91.9	116.4	105.6	149.0	137.5	378.7	345.8
15	Pac.	100.4	NA	2.9	NA	14.8	NA	33.3	NA	44.1	NA	60.8	NA	77.8	NA	98.2	NA	118.4	NA	168.5	NA	527.0	NA
16	Contermi-nous area	102.1	86.2	2.9	2.9	15.0	14.4	33.4	32.4	44.3	43.1	61.1	58.2	78.6	73.3	98.7	92.8	118.9	109.1	169.1	155.0	521.7	492.0
	N. E.:																						
17	Maine	45.9	39.3	2.8	2.9	10.6	9.9	17.4	16.6	23.3	23.5	32.9	32.1	42.4	40.5	54.4	49.0	63.0	57.9	85.3	76.7	143.0	134.4
18	N. H.	37.4	29.9	2.7	2.8	9.6	8.9	15.4	14.2	21.1	20.0	27.4	26.3	35.9	31.4	43.4	40.6	50.0	46.8	66.8	58.0	104.7	91.4
19	Vt.	65.1	54.6	3.3	2.7	11.0	10.2	20.4	19.3	26.7	25.3	36.6	35.9	48.3	45.4	58.0	55.8	66.3	63.6	90.1	82.6	153.0	135.9
20	Mass.	33.1	25.5	2.5	2.6	10.0	9.2	20.0	17.7	26.6	24.1	34.9	32.1	46.2	42.7	55.4	50.0	64.1	56.6	86.2	73.6	165.3	137.5
21	R. I.	33.6	26.7	2.7	2.5	10.8	10.6	20.1	19.3	28.2	25.1	35.9	34.2	37.0	35.9	61.1	50.1	78.8	54.6	90.8	84.6	142.7	125.1
22	Conn.	36.8	29.0	2.7	2.6	9.6	9.0	18.0	17.4	26.7	25.4	36.3	32.7	47.8	42.1	60.9	55.3	71.4	65.1	94.4	83.7	173.2	177.9
	M. A.:																						
23	N. Y.	66.4	58.4	2.9	2.8	12.8	12.5	24.6	24.5	34.8	35.2	48.5	48.2	64.1	62.4	79.5	76.4	93.3	90.2	126.6	121.2	243.5	233.5
24	N. J.	59.3	51.1	2.8	2.7	12.9	12.4	30.5	30.5	44.1	44.7	63.4	64.6	83.4	84.6	104.1	108.3	124.2	125.8	180.9	171.3	415.8	410.6
25	Pa.	53.7	47.5	3.0	2.8	13.7	13.1	27.3	27.6	39.4	40.3	54.6	54.4	71.0	69.8	84.3	82.2	100.6	97.4	126.4	121.8	251.0	240.2
	E. N. C.:																						
26	Ohio	77.6	66.1	3.0	2.8	14.5	13.7	27.7	28.1	42.4	42.9	60.1	60.9	85.8	86.4	111.4	110.6	138.3	133.6	195.8	182.3	384.0	354.9
27	Ind.	100.1	87.0	3.2	3.1	16.0	15.5	31.0	31.0	45.6	46.3	67.1	67.8	96.7	97.2	124.3	123.5	156.1	152.7	224.7	213.7	444.4	424.6
28	Ill.	148.5	130.0	3.5	3.1	16.3	15.7	33.1	32.4	52.5	52.1	78.3	77.5	114.8	113.2	143.4	139.0	176.0	171.3	247.7	236.4	462.9	447.1
29	Mich.	68.3	60.4	3.1	2.9	15.8	15.0	30.3	30.1	41.4	41.0	60.6	59.7	80.8	78.3	102.7	98.0	122.0	115.6	167.1	153.1	284.7	255.4
30	Wis.	76.4	67.0	3.1	2.9	17.4	16.4	32.8	32.0	44.3	42.9	61.7	58.8	77.8	73.0	93.0	86.5	106.2	99.3	135.7	125.5	266.9	247.5
	W. N. C.:																						
31	Minn.	137.9	124.7	3.3	2.9	16.2	14.9	30.9	29.7	46.3	44.4	68.8	66.3	103.8	100.6	124.4	119.5	157.5	152.0	218.5	211.1	452.6	447.3
32	Iowa	141.1	124.4	3.4	3.1	16.1	15.6	32.9	32.6	54.0	53.3	79.7	78.4	116.0	112.5	138.4	133.4	170.8	163.9	231.4	217.3	404.6	380.6
33	Mo.	89.5	76.0	3.9	3.3	13.8	14.0	23.3	23.1	31.1	31.6	44.9	45.8	63.6	63.5	81.4	81.6	100.9	99.6	148.7	139.3	295.8	269.0
34	N. Dak.	363.1	351.0	3.1	3.3	17.4	16.2	31.8	33.4	46.8	48.4	70.3	74.2	94.1	102.2	117.4	126.1	149.4	156.5	230.0	241.4	478.9	485.5
35	S. Dak.	272.9	297.0	3.0	3.4	18.0	17.6	31.7	34.3	54.0	56.4	77.2	83.2	110.1	115.8	138.5	143.9	170.8	174.2	234.6	252.4	417.4	506.6
36	Nebr.	214.7	200.0	3.5	3.1	17.1	16.4	36.3	35.1	55.1	55.2	81.5	82.4	110.5	111.7	140.1	140.8	167.7	166.5	220.4	215.2	418.4	420.2
37	Kans.	216.3	199.3	3.2	3.0	15.4	14.3	29.0	27.8	39.9	39.7	59.0	59.3	82.7	84.9	106.9	108.5	130.1	132.4	194.8	195.1	422.5	423.9
	S. A.:																						
38	Del.	95.5	74.8	3.6	3.2	16.4	16.3	34.8	32.7	47.5	45.3	67.9	63.0	91.3	83.7	116.7	103.7	146.0	132.6	211.5	181.6	458.2	418.3
39	Md.	66.5	56.7	3.4	3.2	12.1	11.9	24.2	24.7	36.4	36.0	51.5	51.7	71.8	70.0	91.8	86.8	108.1	105.7	152.9	143.2	342.1	300.1
40	D. C.	NA	NA	NA	NA	NA	NA	NA	NA	NA	NA	NA	NA	NA	NA	NA	NA	NA	NA	NA	NA	NA	NA
41	Va.	33.2	27.5	3.5	3.3	9.4	9.6	15.5	16.1	20.8	20.9	27.9	28.1	36.7	36.4	47.1	45.1	55.7	54.6	81.2	75.8	177.8	164.5
42	W. Va.	21.1	17.7	2.6	2.3	6.5	6.1	10.3	10.1	13.6	13.9	19.0	19.0	24.4	25.6	30.1	31.2	36.7	36.5	49.6	49.1	94.8	94.5
43	N. C.	26.8	22.4	3.9	3.8	14.9	15.4	22.9	22.7	28.0	26.6	34.7	32.4	44.0	40.1	52.5	47.0	61.6	54.2	82.3	70.3	180.1	158.4
44	S. C.	37.6	30.0	4.9	4.3	16.5	17.2	24.5	26.2	29.2	30.2	36.5	36.5	47.7	46.2	59.4	53.6	71.3	66.8	104.5	92.2	258.4	239.1
45	Ga.	54.8	43.5	4.1	4.0	16.2	18.1	25.8	29.5	32.2	34.2	41.2	41.7	52.0	49.9	62.5	57.9	74.4	67.2	103.3	89.7	234.8	213.5
46	Fla.	52.5	43.2	2.8	3.0	13.3	12.8	27.9	27.0	33.9	33.7	48.6	47.6	62.1	59.4	77.5	69.7	89.7	83.5	120.4	107.8	312.3	254.9
	E. S. C.:																						
47	Ky.	29.3	25.9	2.8	3.1	8.9	9.7	14.3	15.5	19.9	21.5	28.0	29.7	37.5	39.2	46.7	49.0	58.7	61.2	83.6	87.0	204.6	205.6
48	Tenn.	30.1	27.7	3.3	3.3	11.8	13.2	18.3	20.2	24.3	26.7	32.5	34.5	42.2	43.9	51.9	52.9	64.3	64.2	88.8	87.0	194.0	177.8
49	Ala.	37.6	31.7	4.8	4.1	15.2	16.3	26.1	28.1	30.5	31.9	40.3	39.2	48.1	45.1	57.3	52.9	68.1	59.8	84.5	73.1	185.2	163.1
50	Miss.	38.6	28.6	5.7	5.6	14.8	16.0	20.0	22.3	21.5	23.5	26.9	27.9	32.1	32.4	40.5	39.9	47.5	47.2	75.7	70.3	347.8	294.1
	W. S. C.:																						
51	Ark.	73.6	48.4	5.4	5.3	14.5	16.3	23.8	26.3	29.5	31.1	41.4	40.6	54.0	48.9	66.6	61.1	82.2	72.1	128.0	112.1	432.5	346.9
52	La.	46.2	36.4	4.0	4.4	14.2	15.4	23.8	25.5	28.2	28.5	38.1	39.0	48.8	50.2	64.8	67.3	76.5	80.2	116.0	116.6	315.8	328.4
53	Okla.	135.7	120.8	3.3	3.0	11.9	11.8	21.0	21.0	28.8	29.4	37.9	41.1	62.6	66.8	68.7	73.2	90.1	97.2	143.7	153.0	304.1	313.7
54	Tex.	141.6	120.5	3.5	3.4	14.1	15.4	26.0	28.1	37.4	40.5	51.7	55.3	78.1	83.0	88.5	94.0	110.4	113.8	172.5	174.1	371.2	374.8
	Mt.:																						
55	Mont.	305.3	275.2	2.6	2.4	12.3	12.0	25.0	24.4	36.2	38.1	54.9	53.7	68.7	70.6	83.2	80.8	99.1	97.4	128.8	130.7	432.1	404.4
56	Idaho	131.0	110.6	3.4	2.8	17.7	18.1	36.3	37.2	52.3	52.7	74.4	69.6	91.7	85.2	113.2	100.8	123.6	111.5	164.5	151.0	380.3	359.4
57	Wyo.	201.4	166.4	2.6	2.4	15.6	14.7	30.6	31.8	41.2	44.3	66.6	66.6	84.7	80.2	103.0	93.5	116.5	111.7	142.0	125.3	291.2	255.1
58	Colo.	203.4	155.4	3.3	3.0	14.6	13.7	32.5	30.8	49.6	46.7	69.6	64.0	98.0	84.0	111.3	95.7	131.1	108.0	158.9	135.7	378.3	311.3
59	N. Mex.	101.7	77.6	3.4	3.2	12.7	12.5	30.0	29.2	43.0	42.6	56.7	59.4	78.0	75.8	83.5	88.5	108.9	100.0	152.9	139.0	249.4	226.3
60	Ariz.	208.8	176.1	3.0	3.0	17.2	15.6	38.5	35.7	50.1	53.3	76.7	72.3	90.4	92.7	119.5	124.1	138.4	141.3	210.9	224.9	602.8	596.6
61	Utah	68.6	62.3	3.4	2.9	17.0	17.3	36.0	35.7	47.6	47.8	62.9	59.3	74.5	67.9	85.8	76.1	88.2	86.3	104.3	101.3	189.2	216.2
62	Nev.	175.8	159.0	3.0	2.3	15.6	15.3	25.8	31.5	41.5	39.3	49.7	48.2	68.6	72.3	82.0	75.1	95.2	92.2	132.4	114.0	387.4	383.1
	Pac.:																						
63	Wash.	104.3	86.1	3.1	2.7	11.6	10.8	26.0	23.8	34.3	32.8	48.0	41.9	63.4	55.2	76.8	64.8	93.2	81.6	142.8	129.0	489.9	476.0
64	Oreg.	93.3	79.2	2.9	2.6	12.3	11.8	26.7	26.8	37.3	37.5	52.3	51.7	66.3	65.1	85.5	81.3	102.2	98.0	140.2	130.8	390.2	359.9
65	Calif.	104.6	89.3	2.9	3.1	17.7	17.1	41.0	39.7	56.4	54.4	76.5	74.0	99.3	92.5	123.2	118.1	147.3	133.8	204.1	186.9	628.2	584.8
66	Alaska	48.0	NA	1.9	NA	6.6	NA	22.6	NA	14.3	NA	39.2	NA	23.8	NA	52.6	NA	76.1	NA	86.5	NA	164.8	NA
67	Hawaii	42.9	NA	2.7	NA	9.9	NA	17.9	NA	20.7	NA	23.5	NA	31.8	NA	30.8	NA	24.4	NA	47.1	NA	1,959.5	NA

NA Not available.

Table 18.–SPECIFIED LAND-USE AND CONSERVATION PRACTICES, BY SIZE OF FARM, BY DIVISIONS AND STATES: 1959

[Data for conterminous United States are based on reports for only a sample of farms. See text]

Region, division, State, and size group	Cropland in cover crops		Cropland used for grain or row crops farmed on the contour		Land in strip-cropping systems for erosion control		Systems for terraces on crop and pasture land		Irrigated land in farms		Irrigated cropland harvested[1] (acres)
	Farms reporting	Acres	Farms reporting	Acres	Farms reporting	Acres	Farms reporting	Acres	Farms reporting	Acres	
United States[2]	368,414	8,995,877	351,461	22,319,062	124,600	16,106,887	444,989	32,103,337	313,217	33,419,286	26,335,868
Under 10 acres	7,409	22,560	3,138	14,473	283	1,254	4,861	26,348	33,375	108,366	70,709
10 to 49	48,277	339,969	36,661	461,569	4,977	61,727	63,167	1,057,839	72,704	1,223,905	891,042
50 to 69	26,621	244,770	17,495	301,159	3,830	74,214	29,479	745,595	15,286	542,735	405,401
70 to 99	42,736	501,612	30,831	694,257	9,364	256,550	45,344	1,426,916	23,791	1,210,957	930,447
100 to 139	48,598	721,156	37,554	1,096,550	14,160	503,456	47,287	1,821,603	19,990	1,328,331	1,048,869
140 to 179	44,056	886,247	45,155	1,948,702	16,151	742,345	46,659	2,347,867	23,702	2,117,892	1,769,275
180 to 219	30,062	695,928	29,285	1,413,947	10,831	527,958	30,258	1,695,092	12,618	1,258,530	1,027,887
220 to 259	25,308	702,567	27,735	1,662,944	9,213	498,703	27,665	1,821,185	12,072	1,389,727	1,150,031
260 to 499	62,473	2,332,911	76,515	6,266,051	24,777	2,106,945	84,615	7,719,623	40,955	6,028,159	5,019,355
500 to 999	23,147	1,406,389	32,097	4,535,685	15,066	2,905,514	43,374	6,758,136	27,957	5,988,017	4,846,437
1,000 or more acres	9,727	1,141,768	14,995	3,923,725	15,948	8,428,221	22,280	6,683,133	30,767	12,222,667	9,176,415
Conterminous United States	368,349	8,995,365	351,379	22,291,581	124,569	16,101,255	444,846	32,063,789	311,966	33,278,107	26,263,165
Under 10 acres	7,384	22,493	3,100	14,360	275	1,235	4,803	26,205	32,499	106,430	68,965
10 to 49	48,246	339,777	36,631	461,353	4,962	61,583	63,114	1,057,374	72,415	1,220,521	888,929
50 to 69	26,617	244,746	17,492	301,141	3,827	74,195	29,470	745,212	15,273	542,545	405,289
70 to 99	42,736	501,612	30,830	694,255	9,363	256,540	45,342	1,426,876	23,780	1,210,791	930,307
100 to 139	48,597	721,142	37,552	1,096,486	14,160	503,456	47,284	1,821,506	19,982	1,328,234	1,048,807
140 to 179	44,055	886,135	45,154	1,948,700	16,151	742,345	46,658	2,347,724	23,697	2,117,766	1,769,244
180 to 219	30,061	695,878	29,285	1,413,947	10,831	527,958	30,257	1,694,912	12,615	1,258,345	1,027,787
220 to 259	25,308	702,567	27,735	1,662,944	9,213	498,703	27,665	1,821,185	12,070	1,389,705	1,150,024
260 to 499	62,473	2,332,911	76,515	6,266,051	24,777	2,106,945	84,608	7,719,175	40,949	6,028,121	5,019,319
500 to 999	23,146	1,406,386	32,095	4,535,658	15,065	2,905,499	43,372	6,757,744	27,952	5,986,969	4,845,785
1,000 or more acres	9,726	1,141,718	14,990	3,896,686	15,945	8,422,796	22,273	6,645,876	30,734	12,088,680	9,108,709
The North	161,236	4,712,556	180,303	11,203,116	90,666	8,448,479	129,218	10,030,467	37,679	3,381,646	2,855,666
Under 10 acres	1,143	4,328	265	1,555	135	710	191	1,198	1,697	4,617	660
10 to 49	11,457	107,366	5,862	82,214	2,857	42,038	3,355	57,185	3,666	35,070	6,882
50 to 69	6,875	89,859	3,868	69,566	2,382	53,690	2,182	51,079	1,052	20,857	4,767
70 to 99	16,283	255,319	12,123	298,161	7,153	214,490	6,807	194,207	2,009	71,870	41,905
100 to 139	19,851	368,412	18,271	551,895	11,044	426,384	9,298	282,068	1,948	85,722	52,313
140 to 179	23,387	555,082	28,545	1,246,453	13,445	637,790	16,520	701,407	3,916	285,952	246,787
180 to 219	16,207	437,787	19,195	903,108	9,069	459,398	11,410	507,148	1,886	138,139	114,635
220 to 259	15,243	460,699	19,704	1,154,787	7,641	427,593	13,161	729,472	2,893	265,461	236,157
260 to 499	36,881	1,438,592	50,316	3,715,221	19,319	1,635,569	39,877	2,980,197	9,216	969,816	860,760
500 to 999	10,888	663,338	16,482	1,975,211	10,221	1,815,181	18,875	2,571,474	5,345	682,257	593,344
1,000 or more acres	3,021	331,774	5,672	1,204,945	7,400	2,735,636	7,542	1,955,032	4,051	821,885	697,456
The South	194,160	3,739,368	164,772	9,894,175	22,140	1,012,050	310,340	21,160,903	65,114	7,845,867	5,993,774
Under 10 acres	5,805	15,300	2,770	12,645	140	525	4,281	23,941	3,515	11,078	3,976
10 to 49	34,332	204,595	30,127	371,169	2,035	18,510	59,115	993,314	10,784	115,934	59,763
50 to 69	19,030	142,658	13,428	227,610	1,415	18,840	27,112	691,188	2,843	51,946	29,344
70 to 99	25,280	223,816	18,446	388,010	2,175	40,595	38,258	1,219,504	3,923	108,197	69,620
100 to 139	27,500	322,693	19,003	532,833	3,031	73,642	37,753	1,532,473	4,096	148,846	97,819
140 to 179	19,336	294,395	16,252	677,940	2,586	93,090	29,926	1,633,832	5,101	333,631	278,933
180 to 219	13,170	237,583	9,902	499,869	1,712	63,615	18,713	1,179,510	3,245	226,486	166,662
220 to 259	9,523	220,138	7,868	496,620	1,481	64,050	14,406	1,084,373	2,782	244,515	195,663
260 to 499	23,879	813,757	25,348	2,458,109	4,262	255,553	44,177	4,680,327	12,797	1,818,402	1,520,601
500 to 999	11,095	654,185	14,546	2,367,010	2,302	204,690	23,862	4,071,903	9,708	2,280,118	1,803,573
1,000 or more acres	5,210	610,248	7,082	1,862,360	1,001	178,940	12,737	4,050,538	6,320	2,506,714	1,767,820
The West[2]	13,018	543,953	6,386	1,221,771	11,794	6,646,358	5,431	911,967	210,424	22,191,773	17,486,428
Under 10 acres	461	2,932	103	273	8	19	389	1,209	28,163	92,671	66,073
10 to 49	2,488	28,008	672	8,186	85	1,179	697	7,340	58,254	1,072,901	824,397
50 to 69	716	12,253	199	3,983	33	1,684	185	3,328	11,391	469,932	371,290
70 to 99	1,173	22,477	262	8,086	36	1,465	279	13,205	17,859	1,030,890	818,922
100 to 139	1,247	30,051	280	11,822	85	3,430	236	7,062	13,946	1,093,763	898,737
140 to 179	1,333	36,770	358	24,309	120	11,465	213	12,628	14,685	1,498,309	1,243,555
180 to 219	685	20,558	188	10,970	50	4,945	135	8,434	7,487	893,905	746,590
220 to 259	542	21,730	163	11,537	91	7,060	98	7,340	6,397	879,751	718,211
260 to 499	1,713	80,562	851	92,721	1,196	215,823	561	59,099	18,942	3,239,941	2,637,994
500 to 999	1,164	88,866	1,069	193,464	2,543	885,643	637	114,759	12,904	3,025,642	2,449,520
1,000 or more acres	1,496	199,746	2,241	856,420	7,547	5,513,645	2,001	677,563	20,396	8,894,068	6,711,139
Conterminous area	12,953	543,441	6,304	1,194,290	11,763	6,640,726	5,288	872,419	209,173	22,050,594	17,413,725
Under 10 acres	436	2,865	65	160	...	...	331	1,066	27,287	90,735	64,329
10 to 49	2,457	27,816	642	7,970	70	1,035	644	6,875	57,965	1,069,517	822,284
50 to 69	712	12,229	196	3,965	30	1,665	176	2,945	11,378	469,742	371,178
70 to 99	1,173	22,477	261	8,084	35	1,455	277	13,165	17,848	1,030,724	818,782
100 to 139	1,246	30,037	278	11,758	85	3,430	233	6,965	13,938	1,093,666	898,675
140 to 179	1,332	36,658	357	24,307	120	11,465	212	12,485	14,680	1,498,183	1,243,524
180 to 219	684	20,508	188	10,970	50	4,945	134	8,254	7,484	893,720	746,490
220 to 259	542	21,730	163	11,537	91	7,060	98	7,340	6,395	879,729	718,204
260 to 499	1,713	80,562	851	92,721	1,196	215,823	554	58,651	18,936	3,239,903	2,637,958
500 to 999	1,163	88,863	1,067	193,437	2,542	885,628	635	114,367	12,899	3,024,594	2,448,868
1,000 or more acres	1,495	199,696	2,236	829,381	7,544	5,508,220	1,994	640,306	20,363	8,760,081	6,643,433
GEOGRAPHIC DIVISIONS											
New England	5,369	79,223	1,437	31,376	1,051	27,941	737	22,824	1,660	29,596	NA
Under 10 acres	176	488	25	60	10	5	6	8	270	700	NA
10 to 49	871	6,898	70	710	61	343	80	660	553	4,535	NA
50 to 69	391	4,205	31	211	16	95	36	619	162	2,193	NA
70 to 99	546	7,470	80	1,235	51	535	66	1,185	135	2,185	NA
100 to 139	730	9,844	176	2,942	125	2,120	60	1,040	108	1,825	NA
140 to 179	562	7,188	200	3,870	130	2,865	90	2,860	83	1,343	NA
180 to 219	506	7,565	130	2,640	115	3,065	40	1,855	75	1,303	NA
220 to 259	352	5,839	101	2,383	81	2,026	60	2,720	44	755	NA
260 to 499	830	15,732	450	10,315	298	8,596	194	7,244	109	4,333	NA
500 to 999	330	8,528	131	4,785	127	6,019	81	3,237	85	3,270	NA
1,000 or more acres	75	5,466	43	2,225	37	2,272	24	1,396	36	7,154	NA

NA Not available.
[1]Data are for 19 States only. See text.
[2]Data for Alaska not included.

Table 18.–SPECIFIED LAND-USE AND CONSERVATION PRACTICES, BY SIZE OF FARM, BY DIVISIONS AND STATES: 1959–Continued

[Data for conterminous United States are based on reports for only a sample of farms. See text]

Region, division, State, and size group	Cropland in cover crops		Cropland used for grain or row crops farmed on the contour		Land in strip-cropping systems for erosion control		Systems for terraces on crop and pasture land		Irrigated land in farms		Irrigated cropland harvested[1] (acres)
	Farms reporting	Acres	Farms reporting	Acres	Farms reporting	Acres	Farms reporting	Acres	Farms reporting	Acres	
GEOGRAPHIC DIVISIONS—Continued											
Middle Atlantic	16,140	412,988	16,231	567,742	19,360	940,872	5,041	176,971	4,919	160,130	NA
Under 10 acres	376	1,047	55	300	100	350	40	70	589	1,540	NA
10 to 49	2,438	22,991	1,341	13,808	1,440	22,215	470	5,325	1,275	12,980	NA
50 to 69	1,301	21,696	1,065	19,365	1,240	31,285	190	3,575	441	8,978	NA
70 to 99	2,093	40,903	2,076	51,036	2,622	90,535	536	13,332	516	16,621	NA
100 to 139	2,872	59,442	3,203	98,201	3,884	189,854	856	22,076	578	18,779	NA
140 to 179	1,958	52,625	2,301	86,835	2,867	137,554	651	22,530	375	15,082	NA
180 to 219	1,326	36,178	1,661	69,864	2,076	106,525	668	20,094	274	12,824	NA
220 to 259	924	25,164	1,281	57,066	1,512	82,140	440	15,680	187	11,854	NA
260 to 499	1,932	75,351	2,612	119,478	2,931	198,896	931	47,837	390	27,762	NA
500 to 999	591	46,792	537	34,796	577	56,145	211	13,477	213	16,106	NA
1,000 or more acres	129	30,799	99	16,993	111	25,373	48	12,975	81	17,604	NA
East North Central	84,278	2,247,432	46,135	1,718,825	30,967	1,373,970	21,128	709,432	4,317	118,191	NA
Under 10 acres	520	2,440	105	720	25	355	80	665	415	1,097	NA
10 to 49	6,908	64,207	2,370	29,410	1,071	14,985	1,070	15,840	973	7,177	NA
50 to 69	4,152	52,258	1,485	24,130	890	16,930	705	15,015	247	3,943	NA
70 to 99	10,583	159,116	4,706	100,085	3,250	88,620	1,900	42,390	443	5,654	NA
100 to 139	11,977	213,920	6,685	175,915	5,130	165,000	2,665	62,950	360	8,080	NA
140 to 179	12,039	265,609	8,088	273,534	6,086	253,355	3,412	100,015	356	7,992	NA
180 to 219	8,979	234,692	5,678	203,573	4,066	191,143	2,581	81,614	168	5,097	NA
220 to 259	7,716	240,364	4,611	198,635	2,980	145,850	2,210	75,155	196	6,480	NA
260 to 499	17,351	693,483	10,500	552,429	6,382	405,216	5,202	218,664	735	33,070	NA
500 to 999	3,670	264,942	1,704	133,862	982	78,652	1,142	78,331	292	19,127	NA
1,000 or more acres	383	56,401	203	26,532	105	13,864	161	18,793	132	20,474	NA
West North Central	55,449	1,972,913	116,500	8,885,173	39,288	6,105,696	102,312	9,121,240	26,783	3,073,729	2,855,666
Under 10 acres	71	353	80	475	...	...	65	455	423	1,280	660
10 to 49	1,240	13,270	2,081	38,286	285	4,495	1,735	35,360	865	10,378	6,882
50 to 69	831	11,700	1,287	25,860	236	5,380	1,251	31,870	202	5,743	4,767
70 to 99	3,061	47,830	5,261	145,805	1,230	34,800	4,305	137,300	915	47,410	41,905
100 to 139	4,272	85,206	8,207	274,837	1,905	69,410	5,717	196,002	902	57,038	52,313
140 to 179	8,828	229,660	17,956	882,214	4,362	244,016	12,367	576,002	3,102	261,535	246,787
180 to 219	5,396	159,352	11,726	627,031	2,812	158,665	8,121	403,585	1,369	118,915	114,635
220 to 259	6,251	189,332	13,711	896,703	3,068	197,577	10,451	635,917	2,466	246,372	236,157
260 to 499	16,768	654,026	36,754	3,032,999	9,708	1,022,861	33,550	2,706,452	7,982	904,651	860,760
500 to 999	6,297	343,076	14,110	1,801,768	8,535	1,674,365	17,441	2,476,429	4,755	643,754	593,344
1,000 or more acres	2,434	239,108	5,327	1,159,195	7,147	2,694,127	7,309	1,921,868	3,802	776,653	697,456
South Atlantic	73,405	1,480,423	52,312	1,682,583	12,910	390,613	99,114	4,416,002	20,393	617,514	NA
Under 10 acres	1,770	5,580	1,445	6,670	75	300	2,581	13,441	1,819	5,007	NA
10 to 49	16,616	111,740	12,895	157,235	1,435	12,460	26,366	420,590	5,609	39,975	NA
50 to 69	8,295	75,590	5,746	90,145	1,040	12,540	11,886	279,214	1,542	14,602	NA
70 to 99	9,450	103,995	6,881	127,380	1,465	26,775	13,381	395,191	1,887	21,962	NA
100 to 139	9,873	141,807	6,802	159,085	2,086	48,032	13,040	471,735	1,907	28,024	NA
140 to 179	6,524	117,155	4,552	139,465	1,511	49,960	7,999	387,413	1,297	20,379	NA
180 to 219	4,413	93,392	3,113	120,495	1,107	35,475	5,498	307,035	1,100	26,277	NA
220 to 259	3,145	82,563	2,092	96,920	896	30,855	3,609	237,940	785	18,312	NA
260 to 499	7,918	302,052	5,265	335,225	2,011	86,702	9,002	805,071	2,210	84,327	NA
500 to 999	3,862	246,325	2,507	252,793	941	52,353	4,006	607,879	1,430	101,160	NA
1,000 or more acres	1,539	200,224	1,014	197,170	343	35,161	1,746	490,493	807	257,489	NA
East South Central	90,736	962,884	52,617	1,344,748	2,698	68,202	95,108	4,019,161	3,409	139,436	NA
Under 10 acres	3,800	8,700	1,165	5,265	45	160	1,320	8,510	240	605	NA
10 to 49	15,206	65,760	14,282	176,009	385	3,635	25,473	435,549	373	3,071	NA
50 to 69	9,423	48,103	5,666	90,595	210	2,390	10,100	260,280	195	2,145	NA
70 to 99	13,513	77,794	7,640	145,765	355	4,785	14,901	445,598	198	935	NA
100 to 139	14,685	113,185	7,173	155,990	405	6,255	13,084	478,734	299	1,778	NA
140 to 179	9,705	90,074	4,862	129,245	310	4,905	8,404	386,038	264	3,410	NA
180 to 219	6,652	74,416	2,675	81,270	160	3,320	5,049	268,332	221	2,015	NA
220 to 259	4,377	63,755	1,931	68,375	135	4,510	3,477	206,208	210	2,015	NA
260 to 499	8,912	174,980	4,572	214,901	356	11,001	8,399	655,679	563	11,401	NA
500 to 999	3,112	124,789	1,854	139,275	232	15,702	3,314	411,970	419	32,056	NA
1,000 or more acres	1,351	121,328	797	138,058	105	11,539	1,587	462,263	427	80,005	NA
West South Central	30,019	1,296,061	59,843	6,866,844	6,532	553,235	116,118	12,725,740	41,312	7,088,917	5,993,774
Under 10 acres	235	1,020	160	710	20	65	380	1,990	1,456	5,466	3,976
10 to 49	2,510	27,095	2,950	37,925	215	2,415	7,276	137,175	4,802	72,888	59,763
50 to 69	1,312	18,965	2,016	46,870	165	3,910	5,126	151,694	1,106	35,199	29,344
70 to 99	2,317	42,027	3,925	114,865	355	9,035	9,976	378,715	1,838	85,300	69,620
100 to 139	2,942	67,701	5,028	217,758	540	19,355	11,629	582,004	1,890	119,044	97,819
140 to 179	3,107	87,166	6,838	409,230	765	38,225	13,523	860,381	3,540	309,842	278,933
180 to 219	2,105	69,775	4,114	298,104	445	24,820	8,166	604,143	1,924	198,194	166,662
220 to 259	2,001	73,820	3,845	331,325	450	28,685	7,320	640,225	1,787	224,188	195,663
260 to 499	7,049	336,725	15,511	1,907,983	1,895	157,850	26,776	3,219,577	10,024	1,722,674	1,520,601
500 to 999	4,121	283,071	10,185	1,974,942	1,129	136,635	16,542	3,052,054	7,859	2,146,902	1,803,573
1,000 or more acres	2,320	288,696	5,271	1,527,132	553	132,240	9,404	3,097,782	5,086	2,169,220	1,767,820
Mountain	5,999	236,095	3,241	512,773	11,274	6,527,149	3,335	701,395	97,313	12,244,271	9,464,829
Under 10 acres	60	235	20	35	...	...	30	100	7,219	25,345	15,261
10 to 49	511	4,466	160	1,555	35	800	171	1,563	18,200	349,271	254,987
50 to 69	180	1,755	45	780	30	1,665	45	560	4,321	181,681	139,628
70 to 99	490	6,400	120	3,660	25	980	130	5,390	9,337	554,534	445,110
100 to 139	595	10,455	116	4,530	75	3,370	105	2,980	7,320	599,253	495,402
140 to 179	769	16,509	203	12,848	100	10,165	131	9,405	8,991	949,023	795,122
180 to 219	308	7,150	80	5,540	35	3,790	70	4,870	4,273	529,873	450,704
220 to 259	302	6,510	41	3,025	71	6,150	56	4,095	3,838	526,666	428,119
260 to 499	1,069	39,540	455	41,470	1,145	212,938	392	46,480	11,864	1,971,714	1,578,509
500 to 999	663	42,957	619	86,535	2,437	868,617	503	84,564	7,979	1,611,031	1,271,054
1,000 or more acres	1,052	100,118	1,382	352,795	7,321	5,418,674	1,702	541,388	13,971	4,945,880	3,590,938

NA Not available.
[1]Data are for 19 States only. See text.

Table 18.–SPECIFIED LAND-USE AND CONSERVATION PRACTICES, BY SIZE OF FARM, BY DIVISIONS AND STATES: 1959–Continued

[Data for conterminous United States are based on reports for only a sample of farms. See text]

Region, division, State, and size group	Cropland in cover crops		Cropland used for grain or row crops farmed on the contour		Land in strip-cropping systems for erosion control		Systems for terraces on crop and pasture land		Irrigated land in farms		Irrigated cropland harvested[1] (acres)
	Farms reporting	Acres	Farms reporting	Acres	Farms reporting	Acres	Farms reporting	Acres	Farms reporting	Acres	
GEOGRAPHIC DIVISIONS—Continued											
Pacific[2]	7,019	307,858	3,145	708,998	520	119,209	2,096	210,572	113,111	9,947,502	8,021,599
Under 10 acres	401	2,697	83	238	8	19	359	1,109	20,944	67,326	50,812
10 to 49	1,977	23,542	512	6,631	50	379	526	5,777	40,054	723,630	569,410
50 to 69	536	10,498	154	3,203	3	19	140	2,768	7,070	288,251	231,662
70 to 99	683	16,077	142	4,426	11	485	149	7,815	8,522	476,356	373,812
100 to 139	652	19,596	164	7,292	10	60	131	4,082	6,626	494,510	403,335
140 to 179	564	20,261	155	11,461	20	1,300	82	3,223	5,694	549,286	448,433
180 to 219	377	13,408	108	5,430	15	1,155	65	3,564	3,214	364,032	295,886
220 to 259	240	15,220	122	8,512	20	910	42	3,245	2,559	353,085	290,092
260 to 499	644	41,022	396	51,251	51	2,885	169	12,619	7,078	1,268,227	1,059,485
500 to 999	501	45,909	450	106,929	106	17,026	134	30,195	4,925	1,414,611	1,178,466
1,000 or more acres	444	99,628	859	503,625	226	94,971	299	136,175	6,425	3,948,188	3,120,206
Conterminous area	6,954	307,346	3,063	681,517	489	113,577	1,953	171,024	111,860	9,806,323	7,948,896
Under 10 acres	376	2,630	45	125	...	...	301	966	20,068	65,390	49,068
10 to 49	1,946	23,350	482	6,415	35	235	473	5,312	39,765	720,246	567,297
50 to 69	532	10,474	151	3,185	...	...	131	2,385	7,057	288,061	231,550
70 to 99	683	16,077	141	4,424	10	475	147	7,775	8,511	476,190	373,672
100 to 139	651	19,582	162	7,228	10	60	128	3,985	6,618	494,413	403,273
140 to 179	563	20,149	154	11,459	20	1,300	81	3,080	5,689	549,160	448,402
180 to 219	376	13,358	108	5,430	15	1,155	64	3,384	3,211	363,847	295,786
220 to 259	240	15,220	122	8,512	20	910	42	3,245	2,557	353,063	290,085
260 to 499	644	41,022	396	51,251	51	2,885	162	12,171	7,072	1,268,189	1,059,449
500 to 999	500	45,906	448	106,902	105	17,011	132	29,803	4,920	1,413,563	1,177,814
1,000 or more acres	443	99,578	854	476,586	223	89,546	292	98,918	6,392	3,814,201	3,052,500
NEW ENGLAND											
Maine	486	7,024	604	19,631	538	17,829	328	12,785	124	1,549	NA
Under 10 acres	...	...	...	...	...	...	...	...	20	20	NA
10 to 49	30	90	5	190	11	63	10	125	25	80	NA
50 to 69	55	180	5	15	10	60	5	5	10	70	NA
70 to 99	55	1,920	40	900	15	280	25	790	10	210	NA
100 to 139	86	632	95	2,230	70	1,550	40	845	6	130	NA
140 to 179	40	270	95	2,355	95	2,550	60	2,175	5	100	NA
180 to 219	75	890	60	1,755	75	2,700	30	1,430	10	25	NA
220 to 259	20	150	40	1,720	40	960	25	800	...	...	NA
260 to 499	87	1,630	173	5,647	126	3,800	85	4,085	20	570	NA
500 to 999	23	715	68	3,308	79	4,473	38	2,160	10	70	NA
1,000 or more acres	15	547	23	1,511	17	1,393	10	370	8	274	NA
New Hampshire	520	6,065	65	1,121	44	1,065	11	309	113	2,465	NA
Under 10 acres	5	5	...	...	...	...	...	...	...	...	NA
10 to 49	40	245	5	10	...	...	...	...	35	320	NA
50 to 69	40	320	6	36	1	30	1	84	...	...	NA
70 to 99	55	275	...	...	...	...	...	...	...	...	NA
100 to 139	55	415	5	100	5	50	...	...	5	40	NA
140 to 179	55	475	10	260	5	60	...	...	5	15	NA
180 to 219	75	985	...	...	5	130	...	...	20	365	NA
220 to 259	45	260	5	20	...	...	...	...	10	85	NA
260 to 499	96	1,925	25	340	20	545	10	225	11	940	NA
500 to 999	41	490	5	75	5	50	...	...	26	475	NA
1,000 or more acres	13	670	4	280	3	200	...	...	1	225	NA
Vermont	761	8,777	412	6,220	188	4,255	134	4,281	68	1,910	NA
Under 10 acres	...	...	5	10	5	...	...	...	...	...	NA
10 to 49	10	50	10	160	...	...	5	25	5	125	NA
50 to 69	10	55	10	50	...	...	5	25	...	...	NA
70 to 99	20	135	10	35	...	...	...	...	5	75	NA
100 to 139	85	445	25	210	5	100	5	100	5	50	NA
140 to 179	85	520	40	490	10	75	5	30	5	125	NA
180 to 219	110	1,420	50	605	25	150	5	300	5	75	NA
220 to 259	80	825	25	185	20	310	15	975	...	...	NA
260 to 499	230	2,530	185	3,170	90	2,630	65	1,735	20	215	NA
500 to 999	116	2,075	41	1,135	25	815	25	680	16	725	NA
1,000 or more acres	15	722	11	170	8	175	4	411	7	520	NA
Massachusetts	1,646	21,362	140	1,609	136	2,075	132	2,160	1,064	18,424	NA
Under 10 acres	91	253	10	10	...	...	...	...	220	580	NA
10 to 49	441	3,468	20	120	30	210	40	320	398	3,590	NA
50 to 69	135	1,125	...	...	...	...	15	180	96	1,718	NA
70 to 99	206	2,375	10	150	15	65	25	285	88	1,400	NA
100 to 139	207	3,379	21	102	20	240	5	40	83	1,217	NA
140 to 179	150	2,615	15	150	20	180	10	25	41	890	NA
180 to 219	105	1,055	10	170	5	50	...	...	33	668	NA
220 to 259	75	1,605	15	180	...	...	5	140	26	500	NA
260 to 499	161	2,615	31	432	35	615	21	777	40	1,876	NA
500 to 999	62	1,160	5	50	6	450	6	15	25	1,510	NA
1,000 or more acres	13	1,712	3	245	5	265	5	378	14	4,475	NA
Rhode Island	287	8,006	55	950	2	54	15	175	58	315	NA
Under 10 acres	20	55	5	15	...	...	...	...	15	55	NA
10 to 49	45	545	10	125	...	...	5	15	30	140	NA
50 to 69	41	565	5	100	...	...	5	155	1	5	NA
70 to 99	45	610	5	40	...	...	...	...	...	...	NA
100 to 139	50	2,175	10	95	...	...	...	...	...	...	NA
140 to 179	30	950	5	190	...	...	5	5	10	40	NA
180 to 219	15	170	...	...	...	...	...	...	...	...	NA
220 to 259	20	800	5	145	...	...	...	...	...	...	NA
260 to 499	12	430	5	140	1	4	...	...	1	5	NA
500 to 999	8	1,577	5	100	...	...	...	...	...	...	NA
1,000 or more acres	1	129	...	...	1	50	...	...	1	70	NA

NA Not available.
[1]Data are for 19 States only. See text.
[2]Data for Alaska not included.

Table 18.–SPECIFIED LAND-USE AND CONSERVATION PRACTICES, BY SIZE OF FARM, BY DIVISIONS AND STATES: 1959–Continued

[Data for conterminous United States are based on reports for only a sample of farms. See text]

Region, division, State, and size group	Cropland in cover crops		Cropland used for grain or row crops farmed on the contour		Land in strip-cropping systems for erosion control		Systems for terraces on crop and pasture land		Irrigated land in farms		Irrigated cropland harvested[1] (acres)
	Farms reporting	Acres	Farms reporting	Acres	Farms reporting	Acres	Farms reporting	Acres	Farms reporting	Acres	
NEW ENGLAND—Continued											
Connecticut	1,669	27,989	161	1,845	143	2,663	117	3,114	233	4,933	NA
Under 10 acres	60	175	5	25	5	5	6	8	15	45	NA
10 to 49	305	2,500	20	105	20	70	20	175	60	280	NA
50 to 69	110	1,960	5	10	5	5	5	170	55	400	NA
70 to 99	165	2,155	15	110	21	190	16	110	32	500	NA
100 to 139	247	2,798	20	205	25	180	10	55	9	388	NA
140 to 179	202	2,358	35	425	...	...	10	625	17	173	NA
180 to 219	126	3,045	10	110	5	35	5	125	7	170	NA
220 to 259	112	2,199	11	133	21	756	15	805	8	170	NA
260 to 499	244	6,602	31	586	26	1,002	13	422	17	727	NA
500 to 999	80	2,511	7	117	12	231	12	382	8	490	NA
1,000 or more acres	18	1,686	2	19	3	189	5	237	5	1,590	NA
MIDDLE ATLANTIC											
New York	5,229	141,990	3,457	91,629	3,030	121,669	1,227	55,334	2,020	64,472	NA
Under 10 acres	135	305	10	90	...	...	5	10	311	687	NA
10 to 49	602	6,200	155	850	35	305	75	605	505	6,165	NA
50 to 69	370	6,715	140	1,685	40	775	45	525	183	4,646	NA
70 to 99	496	9,288	245	4,050	160	4,495	115	5,145	181	6,015	NA
100 to 139	771	17,688	475	6,930	385	9,380	160	5,120	238	7,583	NA
140 to 179	625	17,920	420	8,805	435	12,755	145	7,135	121	5,540	NA
180 to 219	496	10,765	421	13,579	415	14,160	156	5,409	95	5,573	NA
220 to 259	360	9,080	385	8,200	360	12,515	90	4,145	56	4,765	NA
260 to 499	979	27,393	960	32,630	952	49,655	346	19,266	202	13,940	NA
500 to 999	321	21,733	213	10,470	212	13,530	75	5,340	100	6,802	NA
1,000 or more acres	74	14,903	33	4,340	36	4,099	15	2,634	28	2,756	NA
New Jersey	3,246	124,754	575	19,840	453	22,539	567	28,087	2,015	77,912	NA
Under 10 acres	141	477	15	120	...	...	...	...	216	742	NA
10 to 49	710	9,425	55	380	30	200	35	325	581	5,879	NA
50 to 69	306	7,146	20	355	15	250	10	115	191	3,850	NA
70 to 99	470	16,300	75	1,295	40	1,035	65	1,165	250	9,316	NA
100 to 139	533	16,981	75	2,020	65	1,620	95	1,915	222	9,068	NA
140 to 179	413	15,780	96	3,410	75	3,455	70	1,435	157	7,565	NA
180 to 219	202	11,078	55	2,365	51	2,610	81	2,865	108	5,781	NA
220 to 259	142	6,934	75	2,760	75	3,990	65	3,915	93	6,357	NA
260 to 499	240	18,464	94	5,770	91	7,235	122	7,760	112	10,642	NA
500 to 999	73	12,734	10	575	6	425	17	1,075	55	7,857	NA
1,000 or more acres	16	9,435	5	790	5	1,719	7	7,517	30	10,855	NA
Pennsylvania	7,665	146,244	12,199	456,273	15,877	796,664	3,247	93,550	884	17,746	NA
Under 10 acres	100	265	30	90	100	350	35	60	62	111	NA
10 to 49	1,126	7,366	1,131	12,578	1,375	21,710	360	4,395	189	936	NA
50 to 69	825	7,835	905	17,325	1,185	30,260	135	2,935	67	482	NA
70 to 99	1,127	15,315	1,756	45,691	2,422	85,005	356	7,022	85	1,290	NA
100 to 139	1,568	24,773	2,653	89,251	3,434	178,854	601	15,041	118	2,128	NA
140 to 179	920	18,925	1,785	74,620	2,357	121,344	436	13,960	97	1,977	NA
180 to 219	628	14,335	1,185	53,920	1,610	89,755	431	11,820	71	1,470	NA
220 to 259	422	9,150	821	46,106	1,077	65,635	285	7,620	38	732	NA
260 to 499	713	29,494	1,558	81,078	1,888	142,006	463	20,811	76	3,180	NA
500 to 999	197	12,325	314	23,751	359	42,190	119	7,062	58	1,447	NA
1,000 or more acres	39	6,461	61	11,863	70	19,555	26	2,824	23	3,993	NA
EAST NORTH CENTRAL											
Ohio	15,671	377,379	8,161	219,292	7,050	276,303	2,857	71,515	592	13,793	NA
Under 10 acres	175	725	25	160	5	5	10	15	107	254	NA
10 to 49	1,702	14,017	580	6,350	366	4,780	225	2,410	175	875	NA
50 to 69	1,225	14,855	560	7,535	465	8,695	190	2,850	47	314	NA
70 to 99	2,356	36,430	1,300	24,780	1,090	27,180	360	8,560	36	386	NA
100 to 139	2,601	45,610	1,475	31,430	1,405	42,060	525	11,545	31	812	NA
140 to 179	2,218	52,764	1,390	39,960	1,260	52,670	401	10,598	24	601	NA
180 to 219	1,496	41,135	795	25,960	695	32,995	316	6,724	25	730	NA
220 to 259	1,096	34,415	600	19,175	485	21,030	180	4,980	16	779	NA
260 to 499	2,268	96,941	1,147	51,220	1,019	64,596	491	14,510	95	4,680	NA
500 to 999	466	30,605	253	9,676	229	18,787	138	5,557	28	3,278	NA
1,000 or more acres	68	9,882	36	3,046	31	3,505	21	3,766	8	1,084	NA
Indiana	19,957	557,127	5,189	181,958	1,335	34,939	3,902	126,286	597	18,618	NA
Under 10 acres	170	915	20	100	5	40	25	160	91	288	NA
10 to 49	1,810	17,690	515	6,770	105	800	320	4,695	111	632	NA
50 to 69	1,016	13,218	260	4,400	55	570	195	4,885	26	586	NA
70 to 99	2,386	37,001	620	12,290	140	2,145	380	6,050	41	448	NA
100 to 139	2,805	49,280	905	23,410	200	4,290	550	14,570	40	1,155	NA
140 to 179	2,451	55,095	611	20,323	160	3,255	491	12,872	40	880	NA
180 to 219	2,066	54,912	495	16,080	155	4,525	415	14,475	20	475	NA
220 to 259	1,866	62,405	445	18,750	95	2,125	315	10,235	25	435	NA
260 to 499	4,346	186,117	1,093	59,143	356	14,810	979	42,145	139	7,076	NA
500 to 999	960	67,751	193	16,834	55	1,810	198	13,200	38	1,266	NA
1,000 or more acres	81	12,743	32	3,858	9	569	34	2,999	26	5,377	NA
Illinois	21,171	697,901	13,032	617,004	2,739	132,770	7,016	299,573	373	12,547	NA
Under 10 acres	90	440	25	180	...	...	20	140	41	67	NA
10 to 49	721	7,350	450	5,170	95	1,500	225	3,485	38	281	NA
50 to 69	390	5,535	190	3,795	55	1,095	145	3,070	20	335	NA
70 to 99	1,565	24,430	770	17,730	185	5,345	400	12,420	26	555	NA
100 to 139	2,090	41,600	1,125	34,690	255	6,925	505	12,530	21	356	NA
140 to 179	3,010	67,270	2,105	86,100	385	15,370	960	33,360	36	616	NA
180 to 219	2,497	69,630	1,547	60,305	335	16,520	740	27,270	40	695	NA
220 to 259	2,568	79,328	1,626	79,165	390	17,735	880	36,355	20	725	NA
260 to 499	6,552	272,593	4,315	236,386	860	52,450	2,454	112,134	68	3,721	NA
500 to 999	1,555	107,200	795	80,352	159	13,830	613	49,766	51	3,449	NA
1,000 or more acres	133	22,525	84	13,131	20	2,000	74	9,043	12	1,747	NA

NA Not available. [1]Data are for 19 States only. See text.

Table 18.–SPECIFIED LAND-USE AND CONSERVATION PRACTICES, BY SIZE OF FARM, BY DIVISIONS AND STATES: 1959–Continued

[Data for conterminous United States are based on reports for only a sample of farms. See text]

Region, division, State, and size group	Cropland in cover crops		Cropland used for grain or row crops farmed on the contour		Land in strip-cropping systems for erosion control		Systems for terraces on crop and pasture land		Irrigated land in farms		Irrigated cropland harvested[1] (acres)
	Farms reporting	Acres	Farms reporting	Acres	Farms reporting	Acres	Farms reporting	Acres	Farms reporting	Acres	
EAST NORTH CENTRAL—Continued											
Michigan	17,531	392,707	2,943	87,290	2,808	110,231	1,205	40,902	2,119	41,826	NA
Under 10 acres	75	320	10	50	...	...	5	15	141	413	NA
10 to 49	2,310	21,910	380	5,505	140	1,770	170	3,255	599	4,879	NA
50 to 69	1,280	16,295	225	3,980	65	680	80	1,755	136	2,470	NA
70 to 99	3,015	45,735	515	10,805	280	7,045	210	3,150	292	3,637	NA
100 to 139	2,675	51,750	465	13,340	450	14,390	165	3,400	192	4,427	NA
140 to 179	2,290	50,605	370	10,740	455	17,370	150	8,595	205	4,520	NA
180 to 219	1,650	43,150	255	7,805	355	15,255	95	4,630	76	2,780	NA
220 to 259	1,256	42,876	185	8,040	260	10,845	120	3,755	92	3,262	NA
260 to 499	2,492	91,882	460	22,860	707	35,620	168	8,945	266	10,387	NA
500 to 999	425	22,521	57	2,865	82	5,275	31	2,743	95	3,617	NA
1,000 or more acres	63	5,663	21	1,300	14	1,981	11	659	25	1,434	NA
Wisconsin	9,948	222,318	16,810	613,281	17,035	819,727	6,148	171,156	636	31,407	NA
Under 10 acres	10	40	25	230	15	310	20	335	35	75	NA
10 to 49	365	3,240	445	5,615	365	6,135	130	1,995	50	510	NA
50 to 69	241	2,355	250	4,420	250	5,890	95	2,455	18	238	NA
70 to 99	1,261	15,520	1,501	34,480	1,555	46,905	550	12,210	48	628	NA
100 to 139	1,806	25,680	2,715	73,045	2,820	97,335	920	20,905	76	1,330	NA
140 to 179	2,070	39,875	3,612	116,411	3,826	164,690	1,410	34,590	51	1,375	NA
180 to 219	1,270	25,865	2,586	93,423	2,526	121,848	1,015	28,515	7	417	NA
220 to 259	930	21,340	1,755	73,505	1,750	94,115	715	19,830	43	1,279	NA
260 to 499	1,693	45,950	3,485	182,820	3,440	237,740	1,110	40,930	167	7,206	NA
500 to 999	264	36,865	406	24,135	457	38,950	162	7,065	80	7,517	NA
1,000 or more acres	38	5,588	30	5,197	31	5,809	21	2,326	61	10,832	NA
WEST NORTH CENTRAL											
Minnesota	12,274	328,018	9,614	516,325	8,491	562,176	2,494	97,977	528	13,523	NA
Under 10 acres	...	...	10	210	...	...	...	...	82	196	NA
10 to 49	280	2,500	186	3,351	75	1,355	30	1,720	146	898	NA
50 to 69	206	2,065	96	1,280	76	2,105	40	2,840	20	250	NA
70 to 99	936	11,570	605	15,070	520	13,570	130	3,260	55	1,550	NA
100 to 139	1,306	20,445	980	33,105	900	33,095	220	5,125	30	780	NA
140 to 179	2,585	52,890	1,960	86,005	1,790	94,535	605	17,800	36	1,452	NA
180 to 219	1,420	33,695	1,325	68,210	1,125	66,885	305	13,995	36	710	NA
220 to 259	1,492	41,285	1,265	74,930	1,135	73,310	335	11,760	15	635	NA
260 to 499	3,343	117,200	2,787	191,011	2,459	204,979	692	32,180	77	4,541	NA
500 to 999	615	34,600	364	35,750	362	57,105	123	8,070	18	1,380	NA
1,000 or more acres	91	11,768	36	7,403	49	15,237	14	1,227	13	1,131	NA
Iowa	11,248	356,067	40,845	2,673,266	6,346	381,502	18,488	1,094,697	375	23,667	NA
Under 10 acres	25	85	...	...	...	...	20	195	26	39	NA
10 to 49	320	2,805	855	18,545	115	1,475	445	8,725	45	310	NA
50 to 69	155	2,555	416	9,130	45	1,230	206	4,940	20	250	NA
70 to 99	710	12,525	2,220	63,305	320	10,785	910	22,850	25	865	NA
100 to 139	1,140	22,775	3,982	143,017	545	21,775	1,522	54,627	35	1,140	NA
140 to 179	2,606	71,760	8,477	441,005	1,361	74,590	3,078	133,233	55	2,850	NA
180 to 219	1,510	51,680	5,454	315,841	1,027	53,025	2,254	104,235	5	150	NA
220 to 259	1,632	53,430	5,744	403,376	991	66,740	2,646	150,840	5	230	NA
260 to 499	2,747	112,390	11,722	1,015,855	1,677	128,190	5,933	425,433	77	6,881	NA
500 to 999	375	23,203	1,836	236,464	250	21,895	1,348	163,689	71	9,165	NA
1,000 or more acres	28	2,859	139	26,728	15	1,797	126	25,930	11	1,787	NA
Missouri	12,852	430,882	17,916	872,479	2,102	67,835	22,932	1,215,844	635	27,246	NA
Under 10 acres	41	263	30	90	...	...	30	165	60	165	NA
10 to 49	490	5,440	565	7,525	40	265	630	10,335	139	1,069	NA
50 to 69	405	6,140	355	5,950	65	1,250	555	9,940	16	211	NA
70 to 99	985	15,790	1,120	23,730	165	2,735	1,335	33,275	40	1,055	NA
100 to 139	1,245	28,880	1,785	44,550	255	5,930	2,230	67,570	35	1,325	NA
140 to 179	1,600	42,690	2,455	79,480	275	6,425	2,920	109,680	50	1,295	NA
180 to 219	1,465	45,295	2,115	81,160	215	4,895	2,685	118,420	15	125	NA
220 to 259	1,270	36,500	1,910	90,305	245	8,100	2,370	113,090	38	1,895	NA
260 to 499	3,821	153,940	5,604	328,807	590	19,740	7,212	432,145	96	4,070	NA
500 to 999	1,292	63,345	1,699	160,553	236	16,515	2,515	236,914	104	8,342	NA
1,000 or more acres	238	32,599	278	50,329	16	1,980	450	84,310	42	7,694	NA
North Dakota	2,291	157,748	1,527	240,407	9,523	2,691,881	406	96,276	506	50,975	48,222
Under 10 acres	...	...	5	10	...	...	...	...	10	20	20
10 to 49	5	800	...	...	...	...	...	...	10	135	45
50 to 69	...	...	...	...	...	...	...	...	...	...	...
70 to 99	...	...	...	...	5	200	...	...	25	1,780	1,770
100 to 139	15	95	...	...	...	...	...	...	21	1,743	1,743
140 to 179	50	1,635	20	1,715	130	14,565	5	400	35	4,730	4,485
180 to 219	15	415	20	1,870	45	4,055	10	400	25	4,000	4,000
220 to 259	85	3,155	25	3,740	80	8,135	5	1,000	15	2,825	2,475
260 to 499	640	35,235	325	49,480	1,675	296,380	110	16,495	71	8,150	7,550
500 to 999	911	59,920	551	76,728	4,024	960,937	180	39,265	110	7,990	7,630
1,000 or more acres	570	56,493	581	106,864	3,564	1,407,609	96	38,716	184	19,602	18,504
South Dakota	2,916	150,423	2,762	265,057	3,073	641,599	1,525	133,997	938	107,426	93,730
Under 10 acres	...	...	...	...	...	...	...	...	10	25	25
10 to 49	5	200	5	100	5	100	...	...	17	152	148
50 to 69	10	300	10	300	...	...	10	190	5	120	120
70 to 99	30	1,425	40	1,800	15	1,030	20	475	20	1,025	585
100 to 139	30	755	35	750	15	880	30	865	25	1,515	925
140 to 179	245	10,255	255	16,750	85	6,810	90	4,250	70	5,125	4,175
180 to 219	110	5,215	175	11,315	30	2,020	65	1,920	20	1,515	1,235
220 to 259	295	10,880	286	17,720	96	6,415	96	4,965	35	3,715	3,370
260 to 499	1,116	53,788	918	83,666	526	65,480	457	28,643	227	26,135	22,613
500 to 999	677	32,655	493	52,111	811	132,396	287	29,396	181	26,924	23,490
1,000 or more acres	398	34,950	545	80,545	1,490	426,468	470	63,293	328	41,175	37,044

NA Not available. [1]Data are for 19 States only. See text.

Table 18.–SPECIFIED LAND-USE AND CONSERVATION PRACTICES, BY SIZE OF FARM, BY DIVISIONS AND STATES: 1959–Continued

[Data for conterminous United States are based on reports for only a sample of farms. See text]

Region, division, State, and size group	Cropland in cover crops		Cropland used for grain or row crops farmed on the contour		Land in strip-cropping systems for erosion control		Systems for terraces on crop and pasture land		Irrigated land in farms		Irrigated cropland harvested[1] (acres)
	Farms reporting	Acres	Farms reporting	Acres	Farms reporting	Acres	Farms reporting	Acres	Farms reporting	Acres	
WEST NORTH CENTRAL—Continued											
Nebraska	6,964	253,360	19,503	1,752,506	5,189	1,049,415	19,860	2,003,520	19,188	2,097,256	2,037,036
Under 10 acres	...	...	10	15	...	...	...	...	140	545	445
10 to 49	40	410	195	3,835	20	575	215	4,020	362	5,662	4,627
50 to 69	20	190	140	4,080	25	475	170	5,345	111	4,377	4,127
70 to 99	200	3,280	621	22,565	85	3,660	525	19,055	655	37,285	35,970
100 to 139	256	6,801	630	30,100	85	5,105	535	24,825	686	47,250	46,470
140 to 179	1,171	38,385	2,692	156,605	455	33,435	2,373	137,549	2,690	237,326	230,160
180 to 219	556	15,912	1,422	99,755	245	22,460	1,257	83,280	1,188	108,755	105,940
220 to 259	902	27,077	2,695	205,842	316	22,667	2,428	186,472	2,218	225,582	220,132
260 to 499	2,643	97,519	7,489	704,726	1,491	170,947	7,419	709,416	6,484	749,425	732,775
500 to 999	801	40,171	2,683	345,747	1,211	237,501	3,311	462,909	2,953	395,418	383,591
1,000 or more acres	375	23,615	926	179,236	1,256	552,590	1,627	370,649	1,701	285,631	272,799
Kansas	6,904	296,415	24,333	2,565,133	4,564	711,288	36,607	4,478,929	4,613	753,636	676,678
Under 10 acres	5	5	25	150	...	...	15	95	95	290	170
10 to 49	100	1,115	275	4,930	30	725	415	10,560	146	2,152	2,062
50 to 69	35	450	270	5,120	25	320	270	8,615	30	535	520
70 to 99	200	3,240	655	19,335	120	2,820	1,385	58,385	95	3,850	3,580
100 to 139	280	5,455	795	23,315	105	2,625	1,180	42,990	70	3,285	3,175
140 to 179	571	12,045	2,097	100,654	266	13,656	3,296	173,090	166	8,757	7,967
180 to 219	320	7,140	1,215	48,880	125	5,325	1,545	81,335	80	3,660	3,460
220 to 259	575	17,005	1,786	100,790	205	12,210	2,571	167,790	140	11,490	10,180
260 to 499	2,458	83,954	7,909	659,454	1,290	137,145	11,727	1,062,140	950	105,449	97,822
500 to 999	1,626	89,182	6,484	894,415	1,641	248,016	9,677	1,536,186	1,318	194,535	178,633
1,000 or more acres	734	76,824	2,822	708,090	757	288,446	4,526	1,337,743	1,523	419,633	369,109
SOUTH ATLANTIC											
Delaware	1,599	112,913	119	6,602	23	978	10	400	173	15,867	NA
Under 10 acres	15	50	...	...	...	...	...	...	15	80	NA
10 to 49	180	2,705	20	380	...	...	...	...	30	105	NA
50 to 69	145	3,920	...	...	...	...	...	...	...	...	NA
70 to 99	160	4,350	20	880	...	...	5	200	5	120	NA
100 to 139	231	8,380	15	710	...	...	...	...	5	280	NA
140 to 179	210	10,440	20	805	10	385	...	...	21	1,685	NA
180 to 219	125	5,725	10	895	5	100	...	...	12	1,195	NA
220 to 259	106	5,455	16	1,200	...	...	...	...	18	1,165	NA
260 to 499	285	31,407	16	1,637	5	25	...	...	25	2,020	NA
500 to 999	108	23,181	...	...	...	...	5	200	32	6,455	NA
1,000 or more acres	34	17,300	2	95	3	468	...	...	10	2,762	NA
Maryland	5,633	173,060	1,903	75,330	2,068	109,783	801	26,337	513	16,023	NA
Under 10 acres	245	705	5	5	5	30	...	...	50	80	NA
10 to 49	945	7,670	145	1,240	130	1,370	60	460	88	381	NA
50 to 69	495	6,285	96	1,295	145	3,570	35	720	31	461	NA
70 to 99	665	12,005	205	4,460	225	7,080	75	2,410	45	415	NA
100 to 139	717	13,385	376	10,700	345	14,400	140	4,020	51	1,653	NA
140 to 179	650	16,525	280	10,075	411	23,105	125	2,485	45	1,235	NA
180 to 219	405	15,655	250	10,915	255	15,430	80	2,260	35	1,130	NA
220 to 259	361	11,396	180	10,080	165	9,995	80	1,770	15	545	NA
260 to 499	814	46,853	286	16,611	291	21,387	171	6,940	61	2,642	NA
500 to 999	266	29,165	60	5,380	85	10,780	20	1,695	70	3,912	NA
1,000 or more acres	70	13,416	20	4,569	11	2,636	15	3,577	22	3,569	NA
Virginia	13,056	281,786	6,664	125,257	4,059	122,990	5,785	145,186	2,127	33,431	NA
Under 10 acres	265	760	255	1,115	10	60	240	1,290	197	550	NA
10 to 49	2,096	14,695	1,000	12,460	285	2,310	985	11,605	431	1,888	NA
50 to 69	1,190	9,955	525	4,530	210	2,685	430	5,230	81	440	NA
70 to 99	1,470	16,080	836	9,435	460	8,215	770	13,665	166	1,143	NA
100 to 139	1,872	32,848	995	13,165	655	14,120	955	19,400	237	1,804	NA
140 to 179	1,415	25,555	705	13,190	470	13,220	635	15,715	176	2,005	NA
180 to 219	1,065	21,230	481	7,730	415	10,360	395	11,570	142	1,531	NA
220 to 259	756	19,760	360	7,730	286	7,955	310	10,760	151	2,105	NA
260 to 499	1,777	62,971	950	28,035	830	30,585	705	29,485	300	5,577	NA
500 to 999	887	48,162	434	17,680	325	20,438	279	17,558	175	7,751	NA
1,000 or more acres	263	29,770	123	10,187	113	13,042	81	8,908	71	8,637	NA
West Virginia	2,183	17,735	1,827	21,183	1,298	31,754	773	19,018	84	1,935	NA
Under 10 acres	40	185	5	5	...	...	...	...	...	...	NA
10 to 49	275	655	135	770	45	700	50	570	40	145	NA
50 to 69	225	990	125	690	60	670	65	535	15	70	NA
70 to 99	260	1,100	270	1,490	100	2,245	95	1,680	...	...	NA
100 to 139	365	2,325	325	3,335	200	4,055	100	2,885	5	5	NA
140 to 179	230	1,705	240	1,850	155	3,280	50	1,560	10	25	NA
180 to 219	190	1,735	170	2,415	110	3,330	60	1,200	...	...	NA
220 to 259	95	865	50	1,805	145	3,625	50	1,020	5	1,155	NA
260 to 499	295	4,240	310	5,310	260	10,190	130	3,340	...	...	NA
500 to 999	171	2,920	166	2,855	201	2,880	151	4,212	6	455	NA
1,000 or more acres	37	1,015	31	658	22	779	22	2,016	3	80	NA
North Carolina	36,728	436,119	18,784	368,698	3,656	57,632	39,013	1,173,996	9,010	73,613	NA
Under 10 acres	1,055	3,440	685	3,215	50	165	1,461	7,316	653	1,811	NA
10 to 49	11,275	69,780	6,070	62,050	695	4,885	12,450	174,305	2,863	14,659	NA
50 to 69	5,200	40,395	2,520	32,830	505	4,020	5,351	110,429	911	5,778	NA
70 to 99	5,517	50,529	2,705	43,170	525	6,145	5,815	153,001	1,067	7,370	NA
100 to 139	4,875	57,130	2,445	46,565	635	10,945	4,935	157,480	1,026	7,480	NA
140 to 179	2,752	37,330	1,441	35,565	350	6,700	2,872	119,028	616	5,094	NA
180 to 219	1,636	28,582	791	24,130	206	3,370	1,769	83,565	458	4,415	NA
220 to 259	1,081	23,874	565	27,480	210	5,265	1,126	65,020	331	4,160	NA
260 to 499	2,303	61,291	1,088	57,151	320	10,280	2,363	183,141	710	10,321	NA
500 to 999	785	38,525	373	24,374	112	2,480	659	76,440	271	7,330	NA
1,000 or more acres	249	25,243	101	12,168	48	3,377	212	44,271	104	5,195	NA

NA Not available.
[1]Data are for 19 States only. See text.

Table 18.—SPECIFIED LAND-USE AND CONSERVATION PRACTICES, BY SIZE OF FARM, BY DIVISIONS AND STATES: 1959—Continued

[Data for conterminous United States are based on reports for only a sample of farms. See text]

Region, division, State, and size group	Cropland in cover crops		Cropland used for grain or row crops farmed on the contour		Land in strip-cropping systems for erosion control		Systems for terraces on crop and pasture land		Irrigated land in farms		Irrigated cropland harvested[1] (acres)
	Farms reporting	Acres	Farms reporting	Acres	Farms reporting	Acres	Farms reporting	Acres	Farms reporting	Acres	
SOUTH ATLANTIC—Continued											
South Carolina	4,673	130,722	7,493	292,856	686	26,155	17,401	893,078	1,624	27,807	NA
Under 10 acres	35	70	275	1,335	10	45	425	2,240	65	190	NA
10 to 49	835	4,915	2,375	34,910	115	1,420	5,601	101,955	506	2,637	NA
50 to 69	495	4,725	895	17,180	55	905	2,145	59,675	105	475	NA
70 to 99	506	6,449	900	19,335	55	1,025	2,200	78,595	131	1,155	NA
100 to 139	610	8,275	710	20,345	80	1,725	2,075	86,830	105	1,670	NA
140 to 179	360	5,705	475	18,025	25	495	1,180	68,260	80	575	NA
180 to 219	315	6,240	390	20,100	55	1,310	825	62,045	85	1,250	NA
220 to 259	170	4,910	285	13,905	50	1,560	511	42,530	55	480	NA
260 to 499	714	29,990	645	55,850	120	7,365	1,371	155,317	218	7,940	NA
500 to 999	396	27,265	361	45,965	61	5,655	744	131,790	186	5,612	NA
1,000 or more acres	237	32,178	182	45,906	60	4,650	324	103,841	88	5,823	NA
Georgia	6,959	191,707	14,367	723,971	955	30,633	33,062	2,003,270	2,268	37,963	NA
Under 10 acres	15	35	210	965	...	...	440	2,520	75	240	NA
10 to 49	555	5,340	2,985	43,495	150	1,670	6,855	125,320	272	1,532	NA
50 to 69	405	3,670	1,505	31,695	65	690	3,730	98,740	155	880	NA
70 to 99	650	7,630	1,820	45,310	95	2,060	4,116	135,095	160	820	NA
100 to 139	943	11,664	1,816	58,535	161	2,677	4,545	189,325	246	1,731	NA
140 to 179	701	12,715	1,256	52,675	80	2,300	2,912	166,915	190	1,425	NA
180 to 219	500	7,790	926	49,165	46	715	2,149	134,040	172	2,710	NA
220 to 259	431	9,613	561	28,145	30	1,945	1,412	103,785	105	1,240	NA
260 to 499	1,319	39,385	1,800	158,416	135	4,170	3,890	396,283	424	6,215	NA
500 to 999	959	47,093	987	140,818	125	7,885	2,021	356,449	305	10,024	NA
1,000 or more acres	481	46,772	501	114,752	68	6,521	992	294,798	164	11,146	NA
Florida	2,574	136,381	1,155	68,686	165	10,688	2,269	154,717	4,594	410,875	NA
Under 10 acres	100	335	10	30	...	...	15	75	764	2,056	NA
10 to 49	455	5,980	165	1,930	15	105	365	6,375	1,379	18,628	NA
50 to 69	140	5,650	80	1,925	...	...	130	3,885	244	6,498	NA
70 to 99	222	5,852	125	3,300	5	5	305	10,545	313	10,939	NA
100 to 139	260	7,800	120	5,730	10	110	290	11,795	232	13,401	NA
140 to 179	206	7,180	135	7,280	10	475	225	13,450	159	8,335	NA
180 to 219	177	6,435	95	5,145	15	860	220	12,355	196	14,046	NA
220 to 259	145	6,690	75	6,575	10	510	120	13,055	105	7,462	NA
260 to 499	411	25,915	170	12,215	50	2,700	372	30,565	472	49,612	NA
500 to 999	290	30,014	126	15,721	32	2,235	127	19,535	385	59,621	NA
1,000 or more acres	168	34,530	54	8,835	18	3,688	100	33,082	345	220,277	NA
EAST SOUTH CENTRAL											
Kentucky	51,821	302,995	8,433	125,195	615	11,887	4,784	148,479	1,133	9,178	NA
Under 10 acres	2,855	6,610	225	690	15	45	60	380	70	160	NA
10 to 49	8,370	24,935	1,255	6,835	50	390	415	4,285	102	931	NA
50 to 69	5,652	20,123	840	6,175	40	480	315	5,185	55	155	NA
70 to 99	8,056	28,359	1,085	9,025	65	750	650	10,240	60	345	NA
100 to 139	8,990	47,375	1,446	16,721	115	1,290	855	16,940	145	560	NA
140 to 179	5,783	34,750	1,035	14,620	105	1,435	615	17,020	110	515	NA
180 to 219	3,900	25,580	595	9,805	40	380	360	12,470	95	645	NA
220 to 259	2,330	23,780	480	8,125	35	1,700	370	11,910	90	385	NA
260 to 499	4,489	51,212	1,067	28,595	85	2,420	816	41,640	252	2,659	NA
500 to 999	1,140	28,339	332	16,785	56	2,390	256	18,960	110	1,090	NA
1,000 or more acres	256	11,932	73	7,819	9	607	72	9,449	44	1,733	NA
Tennessee	22,594	250,741	9,929	223,441	1,047	24,648	13,202	529,961	1,165	9,832	NA
Under 10 acres	840	1,650	345	1,405	20	55	110	840	115	175	NA
10 to 49	4,360	18,080	2,310	23,450	120	1,035	2,185	35,075	145	445	NA
50 to 69	2,420	13,315	1,080	12,790	95	815	1,315	30,380	115	1,380	NA
70 to 99	3,191	22,475	1,330	19,790	125	1,530	1,810	46,630	115	280	NA
100 to 139	3,470	31,295	1,405	26,245	160	2,975	2,145	69,245	95	445	NA
140 to 179	2,225	26,380	990	20,640	110	1,460	1,405	49,195	107	425	NA
180 to 219	1,595	23,040	555	14,560	80	1,860	1,025	41,635	95	555	NA
220 to 259	1,100	18,255	425	13,945	65	1,770	720	35,415	90	795	NA
260 to 499	2,367	49,945	1,000	44,045	160	4,160	1,695	113,570	176	1,535	NA
500 to 999	824	30,855	401	33,180	95	7,800	616	71,145	73	1,260	NA
1,000 or more acres	202	15,451	88	13,391	17	1,188	176	36,831	39	2,537	NA
Alabama	10,135	260,550	17,824	641,565	551	14,861	46,337	2,282,516	327	18,110	NA
Under 10 acres	70	300	365	2,130	10	60	775	5,350	25	100	NA
10 to 49	1,635	16,020	5,287	80,179	120	1,155	14,077	261,304	56	815	NA
50 to 69	915	10,560	1,985	44,815	50	885	5,225	157,610	15	350	NA
70 to 99	1,415	18,865	2,695	74,900	75	1,190	7,311	261,743	8	170	NA
100 to 139	1,315	23,010	2,202	75,419	90	1,585	5,667	261,429	23	550	NA
140 to 179	1,046	18,770	1,456	67,145	35	455	3,661	221,010	22	1,220	NA
180 to 219	716	16,451	795	39,800	25	555	2,122	145,667	15	480	NA
220 to 259	561	15,235	555	34,080	20	415	1,430	106,480	15	320	NA
260 to 499	1,256	50,798	1,427	95,590	61	2,911	3,601	349,839	55	2,352	NA
500 to 999	721	43,905	669	62,540	40	3,605	1,555	225,245	47	3,502	NA
1,000 or more acres	485	46,636	388	64,967	25	2,045	913	286,839	46	8,251	NA
Mississippi	6,186	148,598	16,431	354,547	485	16,806	30,785	1,058,205	784	102,316	NA
Under 10 acres	35	140	230	1,040	...	...	375	1,940	30	170	NA
10 to 49	841	6,725	5,430	65,545	95	1,055	8,796	134,885	70	880	NA
50 to 69	436	4,105	1,761	26,815	25	210	3,245	67,105	10	260	NA
70 to 99	851	8,095	2,530	42,050	90	1,315	5,130	126,985	15	140	NA
100 to 139	910	11,505	2,120	37,605	40	405	4,417	131,120	36	223	NA
140 to 179	651	10,174	1,381	26,840	60	1,555	2,723	98,813	25	1,250	NA
180 to 219	441	9,345	730	17,105	15	525	1,542	68,560	16	335	NA
220 to 259	386	6,485	471	12,225	15	625	957	52,403	15	515	NA
260 to 499	800	23,025	1,078	46,671	50	1,510	2,287	150,630	80	4,855	NA
500 to 999	427	21,690	452	26,770	41	1,907	887	96,620	189	26,204	NA
1,000 or more acres	408	47,309	248	51,881	54	7,699	426	129,144	298	67,484	NA

NA Not available.
[1]Data are for 19 States only. See text.

Table 18.–SPECIFIED LAND-USE AND CONSERVATION PRACTICES, BY SIZE OF FARM, BY DIVISIONS AND STATES: 1959–Continued

[Data for conterminous United States are based on reports for only a sample of farms. See text]

Region, division, State, and size group	Cropland in cover crops		Cropland used for grain or row crops farmed on the contour		Land in strip-cropping systems for erosion control		Systems for terraces on crop and pasture land		Irrigated land in farms		Irrigated cropland harvested[1] (acres)
	Farms reporting	Acres	Farms reporting	Acres	Farms reporting	Acres	Farms reporting	Acres	Farms reporting	Acres	
WEST SOUTH CENTRAL											
Arkansas	5,072	206,058	3,918	123,497	321	13,144	12,887	602,268	5,822	721,007	NA
Under 10 acres	50	240	25	120	...	...	65	190	125	730	NA
10 to 49	505	5,355	555	5,310	25	110	1,650	26,470	525	8,375	NA
50 to 69	225	2,890	325	4,320	25	350	960	23,175	140	3,600	NA
70 to 99	610	12,180	675	11,220	45	540	2,155	65,495	360	9,325	NA
100 to 139	665	14,640	580	12,320	35	480	1,990	72,685	386	14,620	NA
140 to 179	550	15,695	500	13,715	50	1,320	1,687	73,565	435	18,385	NA
180 to 219	390	12,875	245	7,090	35	1,350	947	45,612	385	24,480	NA
220 to 259	376	13,425	215	6,065	15	495	790	47,245	235	18,490	NA
260 to 499	935	46,155	535	21,755	50	2,680	1,662	124,848	1,280	135,685	NA
500 to 999	496	36,027	173	20,403	15	2,775	736	72,638	1,267	243,745	NA
1,000 or more acres	270	46,576	90	21,179	26	3,044	245	50,345	684	243,572	NA
Louisiana	3,584	117,355	2,527	71,318	132	4,840	5,900	353,062	4,921	486,326	483,414
Under 10 acres	85	495	40	135	5	5	70	295	295	670	655
10 to 49	990	9,130	930	8,615	50	140	1,540	25,670	1,125	8,820	8,675
50 to 69	350	4,230	210	2,850	10	50	620	15,930	285	6,640	6,230
70 to 99	416	5,937	380	6,420	20	495	946	33,865	431	17,630	17,615
100 to 139	405	8,605	236	5,033	5	70	696	31,817	291	14,775	14,760
140 to 179	185	4,365	165	3,590	10	325	480	27,570	275	21,475	21,325
180 to 219	185	4,510	101	2,588	5	255	280	20,910	287	30,270	30,195
220 to 259	120	4,875	65	1,395	...	...	200	17,220	200	26,405	26,405
260 to 499	340	14,685	176	10,303	15	400	596	71,533	866	125,800	125,355
500 to 999	266	21,175	152	14,153	5	1,130	330	51,510	553	114,989	114,484
1,000 or more acres	242	39,348	72	16,236	7	1,970	142	56,742	313	118,852	117,715
Oklahoma	7,897	365,662	15,561	1,623,435	1,702	106,200	31,506	3,540,825	2,637	202,658	184,232
Under 10 acres	35	100	5	25	...	...	65	325	50	90	90
10 to 49	215	2,065	235	3,665	30	675	945	20,725	76	703	618
50 to 69	110	3,350	175	5,775	10	150	500	15,960	35	845	845
70 to 99	315	6,630	530	14,930	65	2,025	1,840	74,485	85	2,615	1,905
100 to 139	340	7,655	685	26,610	50	1,940	1,740	90,100	56	1,648	1,638
140 to 179	1,030	31,225	2,230	114,285	185	5,930	4,681	300,770	290	11,610	10,765
180 to 219	395	13,785	730	42,230	65	2,865	1,751	117,476	90	5,735	5,295
220 to 259	570	20,700	1,135	78,560	110	6,200	2,200	186,395	171	9,258	8,538
260 to 499	2,590	111,325	4,965	493,005	630	34,395	9,251	1,008,143	841	52,895	48,335
500 to 999	1,636	102,895	3,572	556,403	406	28,805	5,915	1,030,360	536	46,356	43,021
1,000 or more acres	661	65,932	1,299	287,947	151	23,215	2,618	696,086	407	70,903	63,182
Texas	13,466	606,986	37,837	5,048,594	4,377	429,051	65,825	8,229,585	27,932	5,678,926	5,326,128
Under 10 acres	65	185	90	430	15	60	180	1,180	986	3,976	3,231
10 to 49	800	10,545	1,230	20,335	110	1,490	3,141	64,310	3,076	54,990	50,470
50 to 69	627	8,495	1,306	33,925	120	3,360	3,046	96,629	646	24,114	22,269
70 to 99	976	17,280	2,340	82,295	225	5,975	5,035	204,870	962	55,730	50,100
100 to 139	1,532	36,801	3,527	173,795	450	16,865	7,203	387,402	1,157	88,001	81,421
140 to 179	1,342	35,881	3,943	277,640	520	30,650	6,675	458,476	2,540	258,372	246,843
180 to 219	1,135	38,605	3,038	246,196	340	20,350	5,188	420,145	1,162	137,709	131,172
220 to 259	935	34,820	2,430	245,305	325	21,990	4,130	389,365	1,181	170,035	160,720
260 to 499	3,184	164,560	9,835	1,382,920	1,200	120,375	15,267	2,015,053	7,037	1,408,294	1,346,911
500 to 999	1,723	122,974	6,288	1,383,983	703	103,925	9,561	1,897,546	5,503	1,741,812	1,646,068
1,000 or more acres	1,147	136,840	3,810	1,201,770	369	104,011	6,399	2,294,609	3,682	1,735,893	1,586,923
MOUNTAIN											
Montana	1,090	36,802	605	84,603	8,339	5,569,843	349	62,960	12,185	1,915,092	1,488,423
Under 10 acres	...	...	5	10	...	...	...	...	340	975	600
10 to 49	70	520	...	...	15	390	10	150	1,011	16,897	9,545
50 to 69	25	380	10	65	10	1,250	...	...	285	11,115	6,315
70 to 99	25	205	...	...	5	300	20	675	626	33,704	22,664
100 to 139	70	1,300	5	440	25	1,815	...	...	590	43,825	30,520
140 to 179	90	1,580	20	1,575	50	6,630	5	210	1,047	96,345	70,702
180 to 219	40	1,040	5	65	15	1,880	...	...	502	56,966	41,081
220 to 259	35	890	...	...	25	3,885	5	110	481	55,215	38,705
260 to 499	230	6,195	65	4,595	677	152,975	30	6,775	1,842	265,175	198,516
500 to 999	176	6,520	86	11,765	1,650	663,426	41	4,784	1,522	237,869	184,457
1,000 or more acres	329	18,172	409	66,088	5,867	4,737,292	238	50,256	3,939	1,097,006	885,318
Idaho	2,305	81,625	786	115,348	248	36,940	215	11,762	25,750	2,611,328	2,097,424
Under 10 acres	10	95	...	...	...	...	5	10	2,055	6,660	1,835
10 to 49	240	1,845	80	750	5	170	35	380	5,107	115,935	75,930
50 to 69	70	775	15	140	5	10	5	10	1,345	64,135	47,855
70 to 99	280	3,720	50	1,485	5	375	35	1,755	3,843	250,535	201,241
100 to 139	350	6,530	40	1,185	20	710	50	665	2,928	269,194	226,961
140 to 179	306	6,955	45	2,220	5	200	25	1,285	2,669	307,627	262,106
180 to 219	131	2,365	40	3,075	5	885	10	150	1,239	176,264	151,142
220 to 259	106	2,185	15	1,275	5	270	5	800	1,043	157,068	132,463
260 to 499	388	15,340	181	18,110	95	4,455	25	5,235	2,530	441,623	371,808
500 to 999	239	18,599	171	28,320	55	14,170	10	125	1,459	313,609	248,891
1,000 or more acres	185	23,216	149	58,788	48	15,695	10	1,347	1,532	508,678	377,192
Wyoming	498	17,502	205	14,689	802	341,943	219	36,856	6,524	1,490,531	1,067,302
Under 10 acres	...	...	...	...	...	...	...	...	50	165	75
10 to 49	...	...	10	80	...	...	...	...	371	7,156	4,171
50 to 69	...	...	...	...	...	...	...	...	90	3,945	1,555
70 to 99	20	270	10	175	10	245	5	150	300	15,295	11,045
100 to 139	25	425	10	125	5	60	5	75	356	28,175	21,355
140 to 179	95	1,820	40	2,590	25	1,935	15	800	675	68,230	53,760
180 to 219	40	760	...	...	10	775	...	...	321	38,130	32,570
220 to 259	25	530	...	...	...	...	...	...	350	51,605	38,160
260 to 499	136	4,554	16	855	111	21,043	5	50	1,240	224,203	170,195
500 to 999	15	1,170	6	85	146	48,671	10	700	804	173,362	125,231
1,000 or more acres	142	7,973	113	10,779	495	269,214	179	35,081	1,967	880,265	609,185

NA Not available.
[1]Data are for 19 States only. See text.

Table 18.–SPECIFIED LAND-USE AND CONSERVATION PRACTICES, BY SIZE OF FARM, BY DIVISIONS AND STATES: 1959–Continued

[Data for conterminous United States are based on reports for only a sample of farms. See text]

Region, division, State, and size group	Cropland in cover crops		Cropland used for grain or row crops farmed on the contour		Land in strip-cropping systems for erosion control		Systems for terraces on crop and pasture land		Irrigated land in farms		Irrigated cropland harvested[1] (acres)
	Farms reporting	Acres	Farms reporting	Acres	Farms reporting	Acres	Farms reporting	Acres	Farms reporting	Acres	
MOUNTAIN—Continued											
Colorado	1,253	60,528	1,014	178,565	1,713	532,352	1,276	322,429	20,763	2,760,958	2,157,462
Under 10 acres	25	65	5	10	...	...	10	45	1,198	4,477	3,137
10 to 49	86	1,141	20	245	10	190	6	78	3,194	56,636	41,950
50 to 69	25	220	...	...	5	275	5	100	678	27,469	21,269
70 to 99	75	795	25	750	...	...	10	85	1,820	105,240	88,825
100 to 139	85	1,300	21	1,000	10	200	5	315	1,315	105,226	92,455
140 to 179	198	4,129	52	3,178	20	1,400	15	825	2,614	293,239	253,974
180 to 219	56	2,365	25	1,970	5	250	20	1,770	951	125,258	110,333
220 to 259	100	1,840	10	920	31	1,715	5	250	971	141,682	124,286
260 to 499	182	7,194	146	11,220	252	32,630	146	16,190	3,124	555,803	453,240
500 to 999	166	12,236	251	33,680	545	129,775	267	46,380	1,921	383,509	303,064
1,000 or more acres	255	29,243	459	125,592	835	365,917	787	256,391	2,977	962,419	664,929
New Mexico	242	15,906	368	68,099	49	9,757	913	228,314	8,733	718,435	605,454
Under 10 acres	10	35	...	...	...	...	10	35	1,181	4,502	3,675
10 to 49	20	185	15	55	5	50	80	685	2,589	38,924	32,959
50 to 69	10	90	10	170	...	...	10	105	382	14,120	11,739
70 to 99	25	505	10	350	5	60	30	1,220	581	28,527	23,810
100 to 139	15	175	10	240	5	85	15	140	426	28,950	24,310
140 to 179	30	750	25	1,595	...	...	56	5,415	477	46,107	40,089
180 to 219	15	110	5	50	...	...	35	1,900	300	30,110	27,745
220 to 259	10	690	11	800	...	...	36	2,910	251	31,766	28,343
260 to 499	36	3,467	46	6,570	5	1,540	126	13,950	921	147,923	126,333
500 to 999	20	2,750	71	6,995	15	4,725	121	28,195	623	120,070	104,439
1,000 or more acres	51	7,149	165	51,274	14	3,297	394	173,759	1,002	227,436	182,012
Arizona	182	13,675	53	10,891	16	4,004	101	10,331	5,373	1,125,407	965,438
Under 10 acres	10	35	5	5	...	...	...	...	679	2,385	1,418
10 to 49	25	265	10	85	...	...	10	20	1,258	22,837	17,574
50 to 69	5	35	5	325	...	...	5	20	265	11,267	9,480
70 to 99	10	100	5	100	...	...	5	100	404	23,640	20,519
100 to 139	5	235	5	345	5	150	5	500	242	19,105	17,380
140 to 179	15	525	6	930	...	...	...	...	333	34,303	29,819
180 to 219	11	280	...	...	...	...	...	...	187	25,879	24,954
220 to 259	6	270	...	...	...	...	5	25	168	24,184	21,569
260 to 499	27	1,215	1	120	5	295	20	935	578	127,968	114,637
500 to 999	24	1,244	3	700	1	160	18	1,785	516	205,224	187,650
1,000 or more acres	44	9,471	13	8,281	5	3,399	33	6,946	743	628,615	520,438
Utah	350	4,971	185	39,581	96	30,910	216	20,346	15,922	1,096,862	797,544
Under 10 acres	5	5	5	10	...	...	5	10	1,636	5,961	4,376
10 to 49	65	410	20	330	...	...	25	150	4,300	84,241	68,768
50 to 69	40	205	5	80	5	50	20	325	1,191	46,700	39,165
70 to 99	50	505	20	800	...	...	15	870	1,582	85,903	70,611
100 to 139	40	410	25	1,195	5	350	25	1,285	1,353	98,533	78,111
140 to 179	20	325	10	510	...	...	10	120	1,011	89,912	74,972
180 to 219	5	110	...	...	...	...	...	...	688	67,236	54,859
220 to 259	20	105	5	30	10	280	...	...	509	55,726	39,673
260 to 499	60	1,325	...	...	...	...	35	2,835	1,396	168,787	114,312
500 to 999	16	310	31	4,990	20	6,690	30	1,455	927	141,593	90,232
1,000 or more acres	29	1,261	64	31,636	56	23,540	51	13,296	1,329	252,270	162,465
Nevada	79	5,086	25	997	11	1,400	46	8,397	2,063	525,658	285,782
Under 10 acres	...	...	...	...	...	...	...	...	80	220	145
10 to 49	5	100	5	10	...	...	5	100	370	6,645	4,090
50 to 69	5	50	...	...	5	80	...	...	85	2,930	2,250
70 to 99	5	300	...	...	...	...	10	535	181	11,690	6,395
100 to 139	5	80	...	...	...	...	...	...	110	6,245	4,310
140 to 179	15	425	5	250	...	...	5	750	165	13,260	9,700
180 to 219	10	120	5	380	...	...	5	1,050	85	10,030	8,020
220 to 259	...	...	...	...	...	...	...	...	65	9,420	4,920
260 to 499	10	250	...	...	...	...	5	510	233	40,232	29,468
500 to 999	7	128	...	...	5	1,000	6	1,140	207	35,795	27,090
1,000 or more acres	17	3,633	10	357	1	320	10	4,312	482	389,191	189,394
PACIFIC											
Washington	2,179	74,475	1,000	315,360	249	52,138	214	42,727	19,539	994,181	771,418
Under 10 acres	60	165	5	25	...	...	...	...	3,126	11,943	8,100
10 to 49	505	3,465	95	1,295	...	...	40	120	7,145	117,312	87,578
50 to 69	145	1,940	30	640	...	...	...	...	1,166	41,290	29,400
70 to 99	270	4,545	45	1,260	5	25	5	2,000	1,669	87,490	68,985
100 to 139	247	5,935	35	1,205	5	50	20	355	1,369	92,242	74,146
140 to 179	195	5,610	45	3,340	10	1,050	5	125	1,231	106,696	87,510
180 to 219	126	3,139	25	1,845	5	680	5	25	627	68,157	54,143
220 to 259	76	3,280	40	2,210	15	710	15	950	503	63,313	49,953
260 to 499	217	11,612	105	16,555	25	920	10	90	1,162	170,254	133,476
500 to 999	195	15,577	230	60,675	75	14,070	25	10,905	655	98,552	77,125
1,000 or more acres	143	19,207	345	226,310	109	34,633	89	28,157	886	136,932	101,002
Oregon	2,026	51,312	660	97,418	134	22,164	293	36,195	18,116	1,395,358	968,796
Under 10 acres	75	375	5	5	...	...	20	60	1,862	6,275	2,808
10 to 49	671	6,351	137	1,525	15	135	65	755	5,046	72,534	44,233
50 to 69	146	2,255	55	730	...	...	5	50	1,116	29,201	17,679
70 to 99	222	4,610	30	860	5	450	25	780	1,734	74,695	48,572
100 to 139	200	5,175	55	865	5	10	25	375	1,408	77,248	54,764
140 to 179	155	3,350	45	1,205	5	150	20	370	1,330	96,765	67,997
180 to 219	140	3,710	25	460	5	100	15	800	767	59,872	44,237
220 to 259	65	2,420	30	660	5	200	...	...	547	48,592	29,271
260 to 499	162	6,920	55	4,965	5	240	20	440	1,507	159,420	118,152
500 to 999	113	8,509	50	6,195	25	2,580	25	3,945	996	161,640	108,919
1,000 or more acres	77	7,637	173	79,948	64	18,299	73	28,620	1,803	609,116	432,164

[1]Data are for 19 States only. See text.

Table 18.–SPECIFIED LAND-USE AND CONSERVATION PRACTICES, BY SIZE OF FARM, BY DIVISIONS AND STATES: 1959–Continued

[Data for conterminous United States are based on reports for only a sample of farms. See text]

Region, division, State, and size group	Cropland in cover crops		Cropland used for grain or row crops farmed on the contour		Land in strip-cropping systems for erosion control		Systems for terraces on crop and pasture land		Irrigated land in farms		Irrigated cropland harvested[1] (acres)
	Farms reporting	Acres	Farms reporting	Acres	Farms reporting	Acres	Farms reporting	Acres	Farms reporting	Acres	
PACIFIC—Continued											
California	2,749	181,559	1,403	268,739	106	39,275	1,446	92,102	74,205	7,416,784	6,208,682
Under 10 acres	241	2,090	35	95	...	...	281	906	15,080	47,172	38,160
10 to 49	770	13,534	250	3,595	20	100	368	4,437	27,574	530,400	435,486
50 to 69	241	6,279	66	1,815	...	...	126	2,335	4,775	217,570	184,471
70 to 99	191	6,922	66	2,304	...	...	117	4,995	5,108	314,005	256,115
100 to 139	204	8,472	72	5,158	...	...	83	3,255	3,841	324,923	274,363
140 to 179	213	11,189	64	6,914	5	100	56	2,585	3,128	345,699	292,895
180 to 219	110	6,509	58	3,125	5	375	44	2,559	1,817	235,818	197,406
220 to 259	99	9,520	52	5,642	...	...	27	2,295	1,507	241,158	210,861
260 to 499	265	22,490	236	29,731	21	1,725	132	11,641	4,403	938,515	807,821
500 to 999	192	21,820	168	40,032	5	361	82	14,953	3,269	1,153,371	991,770
1,000 or more acres	223	72,734	336	170,328	50	36,614	130	42,141	3,703	3,068,153	2,519,334
Alaska	NA	NA	NA	NA	NA	NA	NA	NA	NA	NA	NA
Under 10 acres	NA	NA	NA	NA	NA	NA	NA	NA	NA	NA	NA
10 to 49	NA	NA	NA	NA	NA	NA	NA	NA	NA	NA	NA
50 to 69	NA	NA	NA	NA	NA	NA	NA	NA	NA	NA	NA
70 to 99	NA	NA	NA	NA	NA	NA	NA	NA	NA	NA	NA
100 to 139	NA	NA	NA	NA	NA	NA	NA	NA	NA	NA	NA
140 to 179	NA	NA	NA	NA	NA	NA	NA	NA	NA	NA	NA
180 to 219	NA	NA	NA	NA	NA	NA	NA	NA	NA	NA	NA
220 to 259	NA	NA	NA	NA	NA	NA	NA	NA	NA	NA	NA
260 to 499	NA	NA	NA	NA	NA	NA	NA	NA	NA	NA	NA
500 to 999	NA	NA	NA	NA	NA	NA	NA	NA	NA	NA	NA
1,000 or more acres	NA	NA	NA	NA	NA	NA	NA	NA	NA	NA	NA
Hawaii	65	512	82	27,481	31	5,632	143	39,548	1,251	141,179	72,703
Under 10 acres	25	67	38	113	8	19	58	143	876	1,936	1,744
10 to 49	31	192	30	216	15	144	53	465	289	3,384	2,113
50 to 69	4	24	3	18	3	19	9	383	13	190	112
70 to 99	...	...	1	2	1	10	2	40	11	166	140
100 to 139	1	14	2	64	...	...	3	97	8	97	62
140 to 179	1	112	1	2	...	...	1	143	5	126	31
180 to 219	1	50	...	...	...	...	1	180	3	185	100
220 to 259	...	...	...	...	...	...	...	...	2	22	7
260 to 499	...	...	...	...	...	...	7	448	6	38	36
500 to 999	1	3	2	27	1	15	2	392	5	1,048	652
1,000 or more acres	1	50	5	27,039	3	5,425	7	37,257	33	133,987	67,706

NA Not available.
[1]Data are for 19 States only. See text.

☆ U. S. GOVERNMENT PRINTING OFFICE : 1962 O - 648031