

Chapter VI.—FILLING THE AGRICULTURE QUESTIONNAIRE

117. Purpose of this chapter

This chapter contains detailed instructions for answering the questions on the agriculture questionnaire. The number and the subject of each question—or group of related questions—are in the left-hand margin of the page. The instructions are in order of question number and are divided into the same sections as the questionnaire. At the beginning of each section are general instructions that apply to that section. Be sure to read the general instructions as well as those for each individual question.

118. Location of place

Fill in the name of (1) the State, (2) county (parish in Louisiana), and (3) locality (township, town, district, precinct, census county division, beat, ward, borough, magisterial district, city, village, etc.) where this place is located, and (4) the ED number, on your first visit to the household. Ask the respondent for the name of the locality if it is not given on your map. If your questionnaires have "Census county division" printed on them instead of "Township," "District," "Precinct," etc., copy the name or number of the census county division (abbreviated CCD and printed below the scale of miles) from your Assignment map; do not ask the respondent for it.

Section 1.—Person now in charge

119. General instructions, section 1

The person in charge is the person who is responsible for the day-to-day agricultural operations on this place. He is the person who does the work or directly supervises the work. He may be an owner, a tenant, a renter, a hired manager, or a sharecropper.


If the land is rented from others, used rent free, or worked on shares for others, the **tenant** or **sharecropper** is the person in charge. All of his agricultural operations must be reported on a questionnaire filled in his name, whether the land is rented from only one landlord or from two or more.

Get all information for the questionnaire from the person in charge or some other responsible person. Remember that the questions relate to the person in charge and to the place he operates even though some other person gives the information.

120. Members of the household

Include on the questionnaire for the person in charge any farming operations carried on by members of his family or by other persons living in his household if they work the land, or keep livestock, under his supervision and use his equipment. Likewise, land used or livestock kept by a son or daughter for a 4-H Club project should be included on the father's questionnaire.

Fill a separate questionnaire for a person living in the operator's household only if that person is in charge of agricultural operations on a separate tract of land and has no partnership relationship with the operator on any land. For example, if an operator has a son living in his household with whom he is in a partnership farming operation include the information for any separate agricultural operations of either the father or the son on the same A1 as the partnership operation. But if there is no partnership operation and the son is in charge of a separate agricultural operation, fill a separate A1 for him.


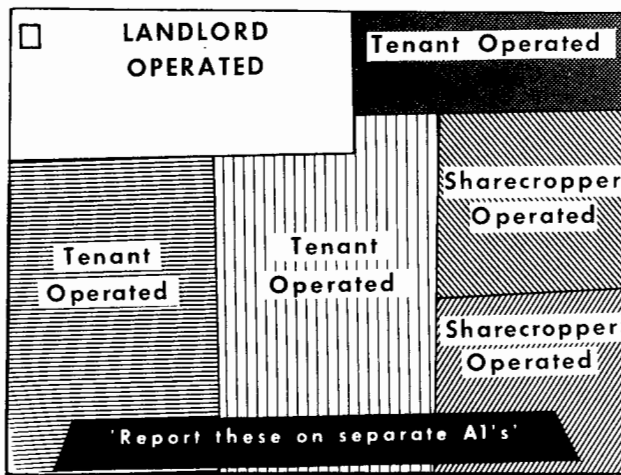


121. Places operated by landlords

For purposes of the agriculture census, a landlord is a person who rents or leases land to others or has land worked on shares by others. If the landlord also has agricultural operations of his own, an agriculture questionnaire is required for him. Record land assigned to tenants or sharecroppers in question 6, as land rented to others. Land rented to others or land worked on shares by tenants or sharecroppers must not be included in question 7 as part of the "Acres in this place" reported on the landlord's A1.

The entries for crops, land use, livestock, etc., on the landlord's A1 must relate only to the land on which he is the person in charge. Do not include on the landlord's A1 in sections 3 or 4 any crops harvested or any land used by tenants or persons working the land on shares. **Be sure to remind the landlord not to include in sections 10 and 12 fertilizer, and lime and expenditures for land rented to others or worked on shares by others.**

122. Places operated by tenants or sharecroppers



In cases where land is rented from others, used rent free, or worked on shares for others, the person in charge may be a part owner, or a tenant, or a sharecropper. All the land he operates and all his agricultural operations must be reported on a questionnaire filled in his name, whether the land is owned or rented from only one landlord or from two or more. The entries for crops harvested, the quantity of crops sold, and number and value of livestock and livestock products must include any shares given to the landlord as well as the shares kept by the person in charge. Likewise, the expenditures in section 12 must include the amounts paid by both the landlord and the person in charge for the place operated by the person in charge.

In southern Missouri and in the Southern States, a landlord who has share-tenants or sharecroppers may think of the land worked by his tenants and sharecroppers as part of his own farming operations. He may want to include such land as part of the land in his place and the crops harvested by his share-tenants and sharecroppers as crops harvested on his place. However, in all cases, land worked by a share-tenant or a sharecropper is always considered to be a separate "place" from the land worked by the landlord. Accordingly, you must obtain a separate questionnaire for each share-tenant, sharecropper, or landlord who has agricultural operations in your Assignment.

On the questionnaire for the individual share-tenant and sharecropper, report in question 4 the amount of land rented from or assigned to the share-tenant or sharecropper by the landlord. Report all crops harvested, and all other agricultural operations including the landlord's share. Include fertilizer furnished by the landlord and expenditures for all items furnished by the landlord.

On the questionnaire for the landlord do not include land worked by share-tenants and sharecroppers or crops harvested, landlord's share of crops harvested, fertilizer used, or expenditures paid on land worked by share-tenants and sharecroppers.

Always fill the A1 in the name of the person in charge at the time of enumeration; although, he may have been in charge only a short time. The A1 must include all of the land the person in charge operates at the time of enumeration and all of the crops harvested from that land this year without regard to who was in charge at the time of harvesting. The person in charge at the time of enumeration should report as accurately as his knowledge will permit for the operations on the land for this year.

123. Places with new operators

124. Partnerships

Fill only one questionnaire for places operated in partnership by two or more persons. Include any land that a partner operates separately for himself and all land used in the partnership operations. Fill the A1 in the name of the partner who is mainly in charge of the agricultural operations on the place. If all partners share the work equally, consider the eldest partner as the person in charge and fill the A1 in his name. Father-son partnerships are quite common. If both father and son operate the land, consider the father to be the person in charge and fill the questionnaire in his name. If, however, the son has chief responsibility for the farm operations, consider him to be the person in charge. Remember that the person who owns the farm property and equipment is not necessarily the person in charge of the agricultural operations. Brothers often operate farms in partnerships. If one of the brothers is mainly in charge of the agricultural operations, fill the A1 in his name. Otherwise, fill it in the name of the eldest brother. Partnership operations may also be conducted by two or more unrelated persons.. Follow the same rules in determining who is the person in charge and enter his name in question 1.

In all cases of partnerships all the land in the partnership farm, wherever located, and all land operated separately by any of the partners, and all the agricultural operations on these lands are to be reported on the one A1, regardless of whether the partners own or rent the land together or individually.

Report all land owned by any of the partners or their wives in question 3 and report all land rented or leased from others by any of the partners in question 4.

125. Corporations

Fill an agricultural questionnaire for all farm or ranch land operated by a corporation. Do not include land or buildings used for nonfarm purposes such as packing houses, cotton gins, sugar mills, etc. Enter the name of the person in charge (usually the manager) of the agricultural operations in question 1 and the name and address of the corporation under question 4a. Be sure to obtain the information from a responsible person who is familiar with the agricultural operations.

Information needed to fill "Section 6.—Race, Age, Residence, Off-Farm Work, and Recreation Income," and "Section 11.—Persons Living in House of Farm Operator," must be for the person in charge (listed in question 1) of the agricultural operations and his family and not the corporation itself.

126. Institutions

Fill an agriculture questionnaire for all farm or ranch land operated by institutions such as schools, hospitals, prisons, experiment stations, churches, country homes, grazing associations, etc. Do not include land or buildings used for nonfarm purposes such as schools, hospitals, prisons, offices, or administrative buildings. On questionnaires for institutions, report as sold any agricultural products such as vegetables, fruits, eggs, and milk produced on land operated by the institution and consumed by the inmates or persons in the institutions.

Information needed to fill "Section 6.—Race, Age, Residence, Off-Farm Work, and Recreation Income," and "Section 11.—Persons Living in House of Farm Operator," must be for the person in charge (listed in question 1) of the agricultural operations and his family, and not for the institution or for the inmates.

127. Hired managers



A hired manager is a person who is paid a salary or wage (sometimes plus a commission) to operate land for another person or for a corporation, institution, or other organization. He usually is responsible for the agricultural operations on that land and may supervise others in performing those operations. As such, he is the person in charge of the place he manages. **Do not confuse him with a caretaker or hired man who merely carries out his employer's instructions.**

If the person in charge operates a farm for himself in addition to managing one for his employer, fill only one questionnaire for both farms. On one questionnaire, include the land managed and the agricultural operations on that land plus the land he owns or rents from others and the agricultural operations he conducts for himself.

128. Indian reservations and military reservations

If the assignment contains all or part of an Indian reservation or military reservation, special instructions may be found in the portfolio and on the Assignment map. Farms or places with agricultural operations of Indians using owned or allotted land are to be enumerated in the same manner as other farms or places.

129. Grazing associations

For Montana, Nebraska, North Dakota, South Dakota, and Wyoming, an agriculture questionnaire must be filled for any grazing association that owns or leases land from others. Consider the person chiefly responsible for conducting the business of the association as the person in charge.

A grazing association may own land; it may rent or lease land from individuals or from the local, State, or U.S. Government; or it may use land under a grazing permit (or license). Report land owned by the association in question 3 and all land rented or leased from others in question 4. Do not include any land that the association uses under a grazing permit as, for example, land used under a permit from the U.S. Forest Service or the U.S. Bureau of Land Management. Report all land that the association rents or leases to its members in question 6 as land rented to others. **Do not include, as rented to others, land that individual members of the association use on a permit basis, however.**

Hay or other crops grown by the association are to be reported on the questionnaire filled for the association. Livestock grazing on association-controlled land are to be reported on the questionnaires for the persons who own the livestock. Do not include them on the A1 filled for the association.

130. Question 1: Name of person in charge

Enter the **full name** of the person in charge. Do not use nicknames. For partnerships, enter the name of the partner who is mainly in charge of the agricultural operations. If the partners share the work equally, consider the eldest partner to be the person in charge and enter his name in question 1.

131. Question 2: Mail address

Enter the **complete** mailing address of the person in charge whose name was entered in question 1. If he does not live on the place, the address will not be for the place he operates.

132. Contract farming

Include all livestock raised or crops grown under contract for others on the questionnaire for the individual farmer, grower, or producer. Companies such as feed mills or dealers, operators of feed lots, hatcheries, canneries, and other processors often make contracts with individual farmers. Such contracts usually contain statements of price, terms for credit or supplies to be furnished to the farmer by the company or contractor, and specifications for quality and quantity of livestock or crops to be raised or grown. The contractor may furnish baby chicks, feed, seed, fertilizer, spray materials, machinery or equipment, labor for harvesting, management services, etc., for the farmer.

Under such contracts the farmer may receive a guaranteed price for his product; a flat fee per pound, per bird, per egg, per acre, per ton, etc.; a share of the profits; a bonus for feed conversion or livability of chickens or turkeys; or any combination of these. The farmer or grower will furnish the land, buildings, and, usually, the equipment and labor.



Combine the figures relating to the contract operations with those for the farmer's own operation. Report all expenditures for the place, whether made by the canner, freezer, feed dealer, etc., or by the farmer, on the questionnaire for the person in charge. If the farmer says he does not know the amounts spent or received, ask him to give his best estimate.

Report the total gross sales from the items grown under contract, whether or not the farmer received any income from the sales. In **crop contracts** report crops grown under contract on the questionnaire for the farmer and consider them as harvested and sold from the place. Record the amount harvested in the question for amount harvested and also in the question for amount sold. If **livestock or poultry under contract** are on the farmer's place at the time of enumeration, report them on his questionnaire. Report all livestock, broilers, and other poultry produced under contract and taken from the place as sold from the place where raised or fed.

133. Company operated farms

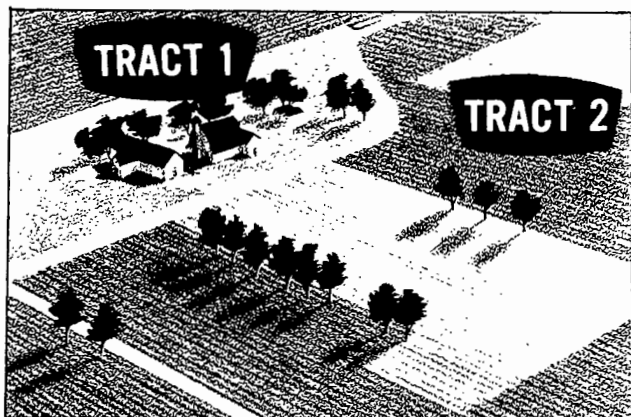
A company is a legal entity—separate from the individuals who own, manage, and work for it. It is capable of doing business, making contracts, being sued, suing others, borrowing funds, and existing indefinitely without interruption by change of its owners or officers. It must be created and operated according to State corporation laws. In all cases, the corporation will have been incorporated in some form under some State laws; although it may not, by choice file tax returns as a corporation. A corporation may be owned by a large group of stockholders or only by a few members of a single family.

Report all company operated farms on one questionnaire. Companies engaged in feed mixing, milk retailing, hatchery operations, processing of farm products etc. may operate a number of farms or producing units around their central feed, milk, or other factory locations. Such operations are found in connection with some specialized operations such as the production of hatching eggs, broilers, turkeys, and vegetable crops. A company may have a number of its own farms and also have livestock raised or crops grown by others on contract. An A1 is required for the farm or the farms operated by the company with its hired employees.

The company may own the land, buildings, and equipment and have its own hired employees care for the livestock or crops. The person in charge in this case is a direct employee of the company and is paid, at least partly, on a wage or salary basis. He only carries out the instructions given him by the company management. In other cases, the company may lease or rent land and/or buildings and equipment from a farmer, producer, or grower and then hire the farmer, producer, grower or some other person to operate the place for them under their direction. In all cases, the person caring for the livestock or crops is directly on the company's payroll and works under its direction. These persons are usually paid a salary and may also receive a share of the profits, or a feed conversion bonus, or a livability bonus, etc.

Section 2.—Ownership

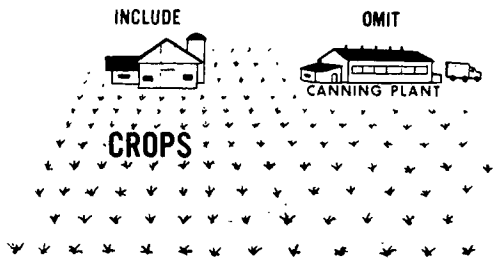
134. General instructions, section 2



The entries in section 2 must account for all the land now operated by the person in charge.

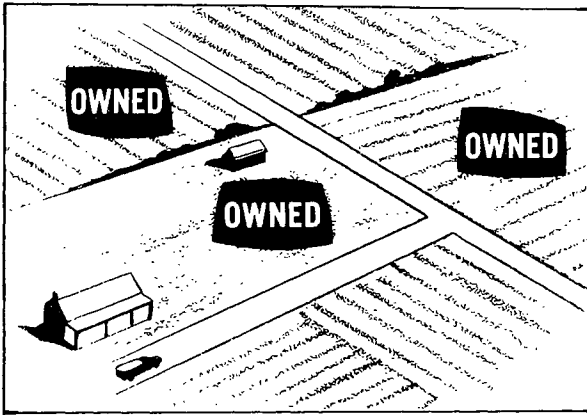
The answers to questions in section 2 determine the acres in the place for which the person in charge must answer questions in sections 3 to 13. It is very important that the answers to questions 3 to 7 be accurate and that the respondent understands what land is to be reported for each of these questions. Therefore, if the respondent has already filled section 2, you must make sure that the respondent has included all the land, by asking questions 3 to 6 again and by verifying the recorded answers and the entry for question 7.

Places may consist of more than one tract of land. The tracts may border each other or they may be separated resulting in their being in different ED's, different Assignments, different counties, or different States. The tracts may be owned entirely or in partnership by the person in charge, rented from others for cash, rented from others for a share of the crops, used rent free, or managed for others for a salary, or controlled under any combination of these arrangements. Always report all of the land operated by the person in charge without regard to the number of tracts, the location of the land, or the arrangement by which the land is held.



If farming is combined with related nonfarm activities such as the operation of a cotton gin or a sugar mill, omit the nonfarming activity when filling the questionnaire. If the related activity is mainly for the processing and disposal of raw materials produced on this place such as a packing shed operation in an orchard or on a potato farm, or on a vegetable farm, include it as a part of the agricultural operations on this place when filling the A1. However, if the packing shed or other related activity handles products not produced on this place, omit that part of the operation from the A1.

135. Question 3: Owned land



Report the total acreage of all land owned by the person in charge—cropland, pastureland, woodland, wasteland, and any other land—whether it is in one tract or at several locations. Be sure to include separate orchards, fields, and meadows.

If the dwelling is on a separate tract of land, include it if there are any agricultural operations there or farm machinery is kept there.

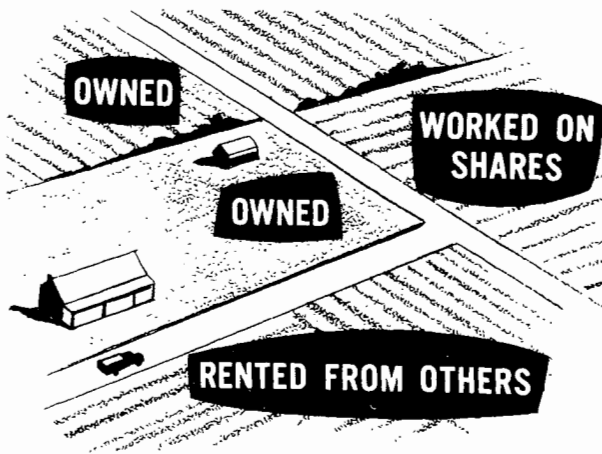
Consider as owned all land which the person in charge, his wife, or both, hold under title, purchase contract, homestead law, or as heir or trustee of an undivided estate. Consider land being farmed under the Desert Land Act as owned even though the operator has not yet obtained a patent or title to the land.

For a partnership, include all land used for the partnership operations that is owned by any of the partners or their wives. Include also any land operated separately by any of the partners.

For a corporation or an institution, include all land owned by the corporation or institution that is normally used for the farm operations and the farm buildings. Do not include land or buildings used primarily for nonfarm purposes such as cotton gins, sugar mills, canning factories, hospitals, prisons, school buildings, etc.

If the operator is an Indian, report as owned all land allotted in trust to him and also any reservation land assigned to him for his own use.

136. Question 4: Land rented from others and land worked on shares



Report all land that the person in charge rents or leases from others or uses rent free. Include land he works on shares for others. Include cropland or hayland or pastureland used rent free or under other arrangements such as upkeep of land, buildings, or fences; payment of taxes; keep of landlord; etc. Report the total acreage rented or leased even if the person in charge has, in turn, rented or leased some or all of this land to someone else or assigned it to sharecroppers. Include any separate fields, meadows, pastureland, woodland, and wasteland, regardless of where located.

If the dwelling of the person in charge is on a separate tract of rented land, include it as rented land if there are any agricultural operations there or farm machinery is kept there.

Land rented under a written lease.—If there was a written lease for the tract with a specified expiration date, the land and the agricultural operations on it during the year should be reported by the person in charge of the agricultural operations on the land at the time of enumeration.

Land rented or leased without a written agreement.—Many tracts of land are rented or leased without a written agreement. Some of these tracts may be rented for only a crop or grazing season, and therefore the date of the actual expiration of the rental or leasing agreement is not definite. Use the following rules to determine whether the land is rented or leased at the time of the census.

Rules—Who should report rented or leased land?

1. If an operator has been renting or leasing the same tract of land for several years on a season-to-season or a year-to-year lease basis and expects to operate the tract again in 1965, he should report the land and the agricultural operations on it as part of his farm. If the landlord lives in your assignment and requires a questionnaire, be sure he does not include the rented tract and the agricultural operations on it as part of his farm operation.

2. If the person who rented or leased the land during the year, is still using the land, the land should be reported as rented or leased by the person renting or leasing the land during the crop or grazing season. For example, if the person may not have completed the harvest or removal of the corn, cotton, or other crops, he should report the land as rented or leased. Likewise, if the person who rented or leased the land during the pasture or grazing season, considers that he has the right to continue to use the land for pasture or grazing, the land should be considered as rented or leased.
3. If the landlord or owner of the land has taken control of the land before the date of the enumeration, then the land should not be considered as rented or leased and should be included as "land in this place" for the landlord or landowner.
4. If the land is usually leased or rented to others, but an agreement has not been made for the renting or leasing the land to another person, the land should be considered as rented or leased by the person who rented it during the crop or grazing season.

In most cases, both the landlord and the person renting or leasing the land will live in your assignment and **you should be sure not to include the same tract of land as part of "the acres in this place" on two A1's. However, you should be sure that the land rented or leased for the crop or grazing season is included on an A1.**

Do **not** include as land rented to others—

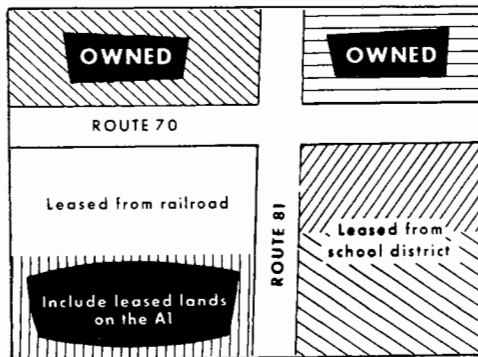
1. **Pastureland or rangeland used or rented on a per head basis.**—The rental charge under such agreements will usually specify a time limit and a set fee per head of livestock to be pastured. This pastureland used on a "per head" basis and the livestock on it at the time of enumeration should be reported by the landlord or the owner of the land and not by the owner of the livestock. See paragraph 137 regarding land used under a grazing permit.
2. **Land from which some other persons purchased a crop ready for harvest.**—Do not report as rented to others, land from which another person purchased a crop ready for harvest. For example, if another person purchased the corn crop at the time of harvest or cut the hay crop when it was ready for harvest, do not report such land as rented to others. (In the case of hay crops, the person harvesting the hay may not have made a cash payment for the crop, but cut the crop to remove the hay growth etc. from the land.)

137. Land used under a grazing permit

In the Western States, an operator may use United States lands under a "permit" (or license) to graze livestock. These "permits" (or licenses) usually are obtained directly from the U.S. Bureau of Land Management (BLM) or from the U.S. Forest Service. They may be obtained in some States through cooperative grazing associations or districts. These "permit" lands are mostly open range and usually the operator does not have sole use of the rangeland.

Rule.—Do not include grazing lands used under such "permits" (or licenses) on any questionnaires. Always report the livestock on such (permit) lands as being on the place where the farm or ranch operator has his headquarters. Be sure to distinguish between "permit" lands and "leased" lands.


138. Federal, State, railroad, and school lands leased



In Western States, areas of land owned by the United States (managed by Bureau of Land Management), by States, railroads, and school districts are often leased by farm or ranch operators for the grazing of livestock. Leases differ from grazing permits in that the farmer or rancher usually pays a **per acre fee** and has **sole use** of the land during the period of the lease. Include all leased land in question 4 of the A1 as land rented from others. Thus, land leased from the U.S. Bureau of Land Management on a per acre basis (under section 15 of the Taylor Grazing Act) should be included in question 4.

If no land is rented from others or worked on shares, mark "None" for question 4 and skip to question 5.

139. Question 4a: Name and address of landlord (or employer)



Enter the name and address of each landlord and the number of acres that the person in charge rents or leases from each. Include land which the person in charge uses rent free or works on shares. If additional space is needed for listing landlords, use the blank spaces of the questionnaire. The sum of the acres reported for all landlords must equal the entry in question 4.

Use this space also for the name and address of the employer if the person in charge is a hired manager. The employer may be an individual, a corporation, an institution, or other organization.

140. Question 5: Land managed for others

Enter the total number of acres managed for all employers, including any of the managed land that is rented to others. Write the name and address of each employer and the number of acres managed for each in the space provided for landlords under question 4a. The sum of the acres managed for all employers must equal the entry in question 5.

In cases where a manager has agricultural operations of his own be sure to include **all** his agricultural operations on the same questionnaire.


141. Question 6: Land rented to others

Report the total acreage of all land that the person in charge rents or leases to others, except land leased to the Government under the Soil Bank. Include land that the person in charge permits others to use rent free, and land worked for him by others on shares. Include cropland, pastureland, woodland, wasteland, and other land, whether in one tract or several; include separate orchards, fields, meadows, and hayland.

Include land that the person in charge rented or leased from others (question 4), that, in turn, was rented or leased to someone else or assigned to sharecroppers by the person in charge.

Report land assigned to tenants or sharecroppers as land rented to others even if the landlord directed the farming operations and shared the crops. Do not include any land worked by other members of the operator's household under the supervision of the operator. (If land was rented or leased only for the crop or grazing season, see paragraph 136.)

142. Question 6a: Owned land rented to others



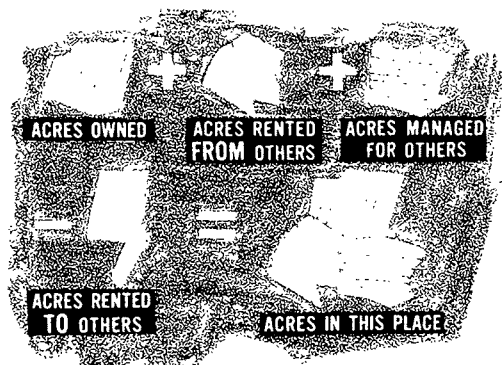
The land rented to others may be land that the person in charge, his wife, partners, or their wives own or it may be land that is rented from someone else. Report here only the number of acres that are rented to others. The entry here must be equal to or less than the entry in question 6. (If the land was rented or leased only for the crop or grazing season, see paragraph 136.)

143. Question 6b: Name and address of tenant

Enter the **name** and **address** of each tenant and the number of **acres** rented to each. If more space is required to list tenants, use the blank space on the questionnaire. If the tenant lives in your Assignment, be sure to obtain an A1 from him.

144. Question 7: Acres in this place

The entry for "Acres in this place" must represent the total of all land operated by the person in charge. Include land he owns or homesteads, land he rents or leases from others, land he occupies rent free, land he works on shares for others, and land that he manages for others. Do not include land he rents to others, land he permits others to use rent free, and land worked on shares for him by others. On questionnaires for hired managers, include all land managed except any part of the managed land that may be rented to others.



Do not ask the respondent for this figure. Calculate the acres yourself from the entries for questions 3, 4, 5, and 6.

On all questionnaires, add the acres in questions 3, 4, and 5; and subtract the acres in question 6. Enter the result in question 7. For example, if 100 acres are owned, 40 acres are rented from others, no acres managed for others, and 10 acres are rented to others, there are 130 "Acres in this place."


($100 + 40 + 0 - 10 = 130$.)

Always read to each respondent the sentence in boldface type in question 7. As you do so, repeat the acreage figures used in your calculation to give the respondent a chance to check the information he has given you about the land he operates. You will have to vary your wording to fit the case but where you have entries in questions 3, 4, and 6, it should be approximately as follows:

"Adding _____ acres owned and three acres rented from others, then subtracting _____ acres rented to others, we get _____ acres in this place. This is all the land operated by you even though part of it may be located elsewhere or in other counties. The remaining questions of this report refer to these _____ acres."

Mark X in the circle to show that you have checked the entry in question 7.

145. Acres in this place for managed farms

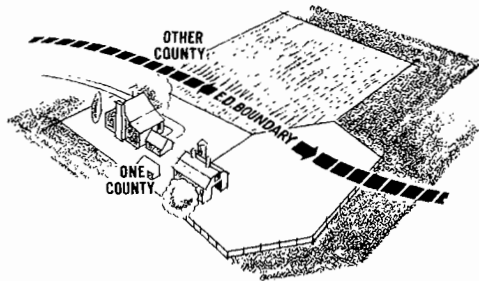


On questionnaires for hired managers who have no separate operations of their own (no acres owned or rented from others), subtract the acres in question 6 from the acres in question 5. Enter the result in question 7. For example, if 500 acres are managed for others and 200 of those acres are rented to others, there are 300 "Acres in this place." ($500 - 200 = 300$.)

As you check this entry, you will need to repeat the wording for question 7 so that the respondent will know your questions refer only to the agricultural operations managed by him for others. Your wording should be approximately as follows:

"Subtracting _____ acres rented to others from _____ acres managed for others, we get _____ acres in this place. This is all the land managed by you even though part of it may be located elsewhere or in other counties. The remaining questions of this report refer to these _____ acres."

146. Question 8: Location of land



On questionnaires for persons reporting both managed operations and other operations of their own add the entries in questions 3, 4, and 5; subtract the entry in question 6. Enter the result in question 7. Change the wording of the note in question 7, accordingly, as in the foregoing examples.


Question 8 relates to the "Acres in this place" entered in question 7. Mark "Yes" if any of this land is in other counties in this State or in other States.

If "Yes", then report in question 8a, the number of acres located in the county (or parish) for which the questionnaire is being filled. Report the remaining acreage in question 8b according to the counties (or parishes) where located. If some land is located in another State, report the county, State, and the acres. If more space is needed use the blank space of the questionnaire. The sum of the acres in questions 8a and 8b must equal the acres in question 7.

Section 3.—Crops harvested this year, 1964

General instructions for section 3 are in paragraphs 147 through 153. Instructions for individual questions begin with paragraph 154.

147. Crops relate to "this place"



The questions in section 3 for crops always relate to the "Acres in this place" at the time of enumeration, as recorded in question 7. You may find cases where the person in charge did not himself harvest crops from any of this land or harvested crops from only a part of it. (He may be a new operator or he may have increased his acreage so that he has more land now than he had earlier this year). In such cases, you must ask him to estimate as best he can the acres, quantities, and, where required, the amounts sold of all crops harvested or to be harvested this year from all the land he is now in charge of (i.e., acres in this place as reported in question 7.) Likewise, if the person in charge is farming less land than he had earlier this year, ask him to include the crops only for the land he is in charge of (i.e., acres in this place) at the time of enumeration.

148. Area and quantity harvested




The entries for crops harvested must include the total area and the total quantity **harvested and to be harvested** from this place during the entire crop year for 1964. Include all methods of harvesting—cutting, digging, picking, or gathering—whether by hand or machinery. Consider, as harvested, mature (or almost mature) crops that were grazed or hogged off by livestock. The report for area harvested should include acres from which any crop was harvested, even if the crop was a partial failure and had a very low yield. Do not include, as harvested, land planted to crops that failed completely.

In some cases, the harvest of a particular crop may not be complete at the time of enumeration. The harvest of the corn, cotton, soybean, fruit and vegetable crops may not be complete at the time of the enumeration. The respondent may not wish to make an estimate of the total quantity to be harvested later this year or early in 1965. If so, explain to him that the census does not expect exact figures for crops that are not harvested. However, the farm operator is in a better position than anyone else to estimate his own crop production. Suggest to the person in charge that he make the best estimate he can based on the current condition of the crop, last year's harvest, or any other factor that might help him estimate the amount.

In the case of vegetable crops in Florida and in the case of citrus crops in Florida, California, Arizona, and Texas, the questions or instructions in the questionnaire give the crop year for which the acres and quantity harvested are to be reported.

149. Quantities sold



The entries for quantities sold refer to total production for the crop year, 1964. Be sure the operator includes estimates of quantities he expects to sell after the time of enumeration. In the case of many crops such as corn, soybeans, wheat, cotton, the sales may not be made until 1965. **However, the sales of the crops produced during the 1964 crop year are to be reported regardless of whether the sales are made in 1964 or in 1965.**

Quantities sold are for the place where produced and not necessarily for the person now in charge. If the operator has recently taken charge of the place, ask him to estimate quantities of crops sold from the place before he took over, regardless of who did the selling or shared the receipts. Include, as sold, crops harvested this year but stored under government loan or seal. Do not include any crops or crop products purchased from some other place and later resold.

For tenant-operated farms, report crops received by, or sold for the landlord as sales from the tenant farm, provided they were moved off the farm. If the landlord's share was kept on the tenant farm for use as feed or seed, do not report it as sold. The landlord's share, however, must be included in the entry for quantity harvested. On the questionnaire for the landlord, report the sales of products only from the farm he operates himself.

Do not include any tenant-farm operations on questionnaires filled for landlords. Do not include quantities sold to a contractor but kept on this place for use as a feed or seed under contract.

Consider, as sold, any crops grown on institutional farms for use by inmates of the institution. Report all 1964 production so used, including quantities placed in storage for later use.

150. Crops used by inmates of institutions



151. Home use

152. Value of sales.


Do not report as sold any crops kept for use by the operator and his family or by families of hired workers on the place. Also do not report as sold any crops kept for feed or seed on the place where grown, even if the crops were paid for by a landlord or contractor.

In questions on value of sales, report the total **gross value** of quantities sold from the place, regardless of who did the selling or shared the receipts. Ask the respondent to estimate the value, based on current local farm prices, of crops harvested for the 1964 crop but not yet sold at the time of enumeration. Do not deduct expenditures for fertilizer, seed, irrigation water, labor, or marketing (such as cost of containers, packaging, hauling, or freight.)

153. Crop failure and partial failure

Crop failure and partial failure.—In cases where all or part of a crop failed, do not include acres on which there was total failure in acres harvested. Acres on which crops were a total failure and from which no other crops were harvested in 1964 should be reported in question 228. Example: If 3 acres of corn were completely drowned out in a 20-acre field of corn do not include these 3 acres as harvested. If only spots in a field with a low yield were harvested, report only the acres actually harvested and not the acres in the whole field. Acres with low yields or partial failure, however, are counted if the acreage was actually harvested, no matter how low the yield.

154. Questions 9 and 10: Corn



In question 9, mark X for "No" or "Yes," to show whether or not any corn was harvested this year. If the answer is "Yes," report the total acres in question 10, for corn for all purposes. Include the acres of field corn harvested for grain; field corn harvested for silage; and field corn hogged off, grazed, or cut for fodder. Make sure the acres entered in a, b, c, and d add to the total acres reported in question 10 and then mark X in the circle. Be sure to include in the total an estimate for any part of the corn crop not yet harvested.

Note that quantities as well as acres must be entered in parts a and b. Consider any corn placed or to be placed under Government loan or seal as sold.

In case the corn was harvested as "wet" corn, see paragraph 393 for conversion factors for obtaining bushels of dry corn. If the respondent does not know the quantity harvested, ask him to make an estimate using the information on storage space and the conversion factors in paragraph 393.

Do not report sweet corn harvested green for sale to fresh market or to processors, sweet corn for seed, or popcorn in this question. They are to be reported in other parts of section 3.

If the answer to question 11 is "Yes," report the total acres of all sorghums, regardless of variety or use, in question 12, "Sorghums for all purposes." **Do not** report tenths of acres in question 12 but **do** report tenths of acres in question 12e, "Sorghums for sirup." Answer any detailed questions on sorghums which may be included on your version of the questionnaire.

If two crops of sorghums were harvested from the same land from the same planting, count the acres only once. For example, if the first crop is harvested and then the land is irrigated, so that another crop is produced from the same planting, count the acres only once, but report the total quantity harvested from both harvests.

Include sorghums harvested by cutting the heads from the stalks and fed unthreshed in question 12a, "Sorghums for grain or seed." Do not include crosses of Sudan grass and sorghums under sorghums, but under question 51.

Note that quantities of sorghums for sirup are to be reported in gallons of sirup. If a separate question for sorghum sirup does not appear under question 12, report this crop under question 219.

155. Questions 11 and 12: Sorghums



Be careful not to confuse sweet sorghums and sugarcane. Sugarcane is not to be reported here but in questions 99, 100, and 101, according to the purpose for which it was harvested. If those questions do not appear on your questionnaire, report sugarcane in question 219.

156. Questions 13 through 20: Soybeans and cowpeas



Questions 13 through 16 refer to soybeans and questions 17 through 20, to cowpeas.

In questions 14 and 18, report acres and quantity actually harvested for beans and peas as such, whether from selected parts of a field or from an entire field.

Report beans and peas left on the vines and harvested with the vines when they were cut for hay in questions 15 and 19.

Report beans and peas that were hogged, grazed, or cut for silage in questions 16 or 20.

Report green soybeans, blackeyes, and other green cowpeas harvested for sale in question 121 under vegetables harvested for sale. If question 121 does not appear on the questionnaire, list them in question 152, "Other" vegetables.

Do not report soybeans or cowpeas plowed under for soil-improvement purposes as harvested. Land used for growing crops for soil-improvement purposes is to be reported in question 227.

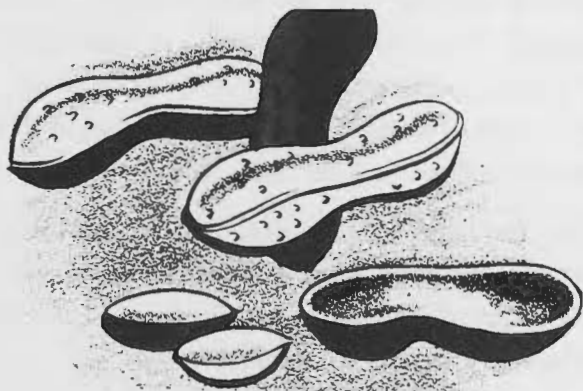
If the answer to question 21 is "Yes," report the acres and quantity of peanuts picked or threshed or combined in question 22.

If the peanuts were harvested from less than one-half an acre, do not enter any acres harvested but do enter pounds of nuts harvested. Report peanuts hogged or grazed in question 219.

In question 23, include peanut vines or tops saved for hay or forage, whether taken from a part or from all of the acreage harvested by picking or threshing. Thus, the acres reported in question 23 may include some or all of the acreage in question 22.

Do not include acres reported in question 23, peanut vines or tops which were saved for hay or forage in your entry in question 224b as these acres will usually be included in question 22. (If peanut vines or tops saved for hay or forage were harvested from land from which peanuts for picking or threshing were not harvested, the acres reported in question 23 should be included in the entry in question 224 and question 224a.)

157. Questions 21 through 23: Peanuts



158. Questions 24: Velvetbeans

If velvetbeans were not grown for any purpose this year, mark "None" in question 24. If velvetbeans were grown for any purpose this year report the total acres grown in column 1 and the total bushels harvested in column 2. Do not report velvetbeans grown for soil improvement purposes under question 24. Land used for growing velvetbeans for soil improvement purposes should be included in question 227, if no other crops were harvested from the same land.

159. Questions 25 through 43: Small grains

These questions relate only to small grains that were or will be harvested this year. Separate questions are given for the grains most commonly harvested in your State. If any other small grains or mixtures of small grains were harvested this year, report them in question 43.

Mark "No" or "Yes" for each small grain listed on your questionnaire. If "Yes," report the total acres harvested or to be harvested in column (1), the quantity harvested or to be harvested in column (2), and the quantity which was or will be sold this year in column (3). If none was and none will be sold, leave column (3) blank.

Include as sold any small grains that are from this year's crop and are being held in storage for sale at a future date. Also include as sold any wheat or other small grains from this year's crop being held under Government loan.

Do not include small grains cut and fed unthreshed or small grains hogged or grazed. They are to be reported in other parts of Section 3. Report small grains cut for hay in question 49 and grain crops hogged or grazed in question 111 or in question 219 if question 111 does not appear on your State questionnaire.

160. Question 35: Flaxseed

In column (1), report the acres of flax harvested for seed only. In columns (2) and (3), however, include quantities of flaxseed saved from flax grown principally for fiber. If flaxseed is not listed on your questionnaire, report it in question 43.

161. Question 36: Rice

Be sure to report all rice in the unit of measure given on the questionnaire. Enter all quantities harvested and sold in terms of rough, unhulled (not milled) dry weight. (100 pounds of milled rice = 152 pounds rough or unhulled rice.) Conversion factors are in paragraph 397, Chapter VIII.

If more than one harvest were made from the same land report the total quantity harvested but report only once the acres from which harvested.

162. Questions 44 through 52: Hay and grass silage crops



Mark "No" or "Yes" for each hay crop listed on the questionnaire. If "Yes" fill columns (1) and (2). If any of the crops were or will be sold, fill column (3) but if none was and none will be sold leave column (3) blank.

Where two or more cuttings of hay were made from the same land, report the total tons from all cuttings but report only once the acres from which it was cut.

If hay was cut from the same land from which small grains were harvested, report the total acreage for hay and also for small grains in the questions naming the hay and the small grain.

(The acres from which two crops were harvested will be included as acres from which two crops were harvested in question 224b.)

Such hay is often called "stubble" hay. Report Sudan grass and crosses of Sudan grass and sorghums under question 51.

Report crops cut and fed green ("green chop") and hay preserved as silage ("haylage") under the question for grass silage.

If grass silage, "green chop," or "haylage" were cut from the same land from which hay was cut, include the total acreage of that land in the separate questions for the appropriate crops. For example, if 20 acres of alfalfa were cut for hay and then the same acres were cut for silage, 20 acres should be reported for question 44 and 20 acres for question 52.


Report the tons of hay (questions 44 through 51) in dry weight and grass silage, "green chop" and "haylage" (question 52) in green weight (3 tons green weight = 1 ton dry weight, approximately.) If the respondent can report only in bales of hay, ask him for the weight per bale and convert bales to tons by using the conversion factors in paragraph 398 in chapter VIII.

Include as wild hay all hay cut chiefly from wild or native grasses even if they had fill-in seedings of other grasses. Include acres and production of wild hay cut from public or other land (roadsides, railroad rights-of-ways, State, Federal, etc.) whether rent was paid or not.

163. Questions 53 through 79: Field seeds

If you get a "Yes" answer to question 53, mark "No" or "Yes" for each seed crop listed on the questionnaire. If "Yes," report the total acres harvested even though you may have reported the same land in the questions for hay crops. Except for Kentucky bluegrass in a few states, the quantity harvested is to be reported as clean seed. If there is a question on Kentucky bluegrass on the A1 for your State, instructions on the A1 will indicate when the quantity harvested is to be reported on a green-weight basis. If a question for Kentucky bluegrass does not appear on the A1 for your State, you should report Kentucky bluegrass seed harvested on a clean-seed basis.

164. Question 80: Irish potatoes



Always report the total quantity of Irish (white) potatoes harvested, whether for home use or for sale and regardless of who shared the crop. Include potatoes grown in the home garden and any grown on a partnership or contract basis. In the case of potatoes graded for sale, be sure to include the culls as well as those actually sold or to be sold.

Report quantity in the unit of measure given on the questionnaire.

In cases where the quantity harvested is less than 1,000 pounds (or 10 barrels in Maine), do not report the acres harvested but always report the hundredweight (or barrels in Maine) for the quantity harvested.

165. Question 81: Sweetpotatoes



Report the total quantity of sweetpotatoes and yams harvested, whether for home use, livestock feed, or sale. If the quantity amounted to 20 or more bushels (or 1,000 or more pounds), enter the number of acres harvested to the nearest tenth of an acre; if less, leave the space for acres blank but enter the bushels (or pounds) harvested.

166. Questions 82 through 89: Tobacco



Report separately the acres and tenths of acres, and quantity harvested for each type of tobacco listed on the questionnaire. If only one question appears on the A1 for tobacco, report the entire crop in that question, regardless of type. Be sure to include the landlord's share on questionnaires for tenant-operated farms.

If the tobacco was planted with "skip rows" or "sled rows," count, as acres harvested, only the land occupied by the tobacco harvested. Do not include the acreage occupied by the "skip rows." The acreage in the "skip rows" should be included in question 229 if it was not planted to another crop. Report the acreage in the "skip rows" in question 224, if it was planted to another crop for harvest in 1964.

167. Question 90: Cotton

Report the total acres and quantity of cotton harvested or to be harvested, regardless of who shared the crop. Be sure to include the landlord's share on questionnaires for tenant-operated farms. If the cotton was planted with "skip rows," count, as acres harvested, only the land occupied by cotton harvested; do not include the acreage occupied by the "skip rows." If the "skip rows" were not used for another crop, the acreage in "skip rows" should be included in question 229.

Report production in number of bales of lint cotton. If quantity is reported to you in pounds of seed cotton, convert the figure to bales of lint:

$$1,500 \text{ lb. of seed cotton} = 1 \text{ bale of lint}$$

168. Questions 91 through 94: Dry field and seed beans and peas

Report acres and quantity actually harvested for beans or peas as such. Beans include blackeyes, cranberry beans, pink, pinto, red kidney, small red, small white, etc. Do not include beans and peas left on the vines to be grazed or cut for hay. Also, do not include beans or peas plowed under or grown as cover crops.

169. Question 95: Sugar beets for sugar

Report only sugar beets harvested for sugar in this question.

Report acres and quantity of sugar beets for seed in question 219.




170. Question 96: Popcorn

The acres and quantity of popcorn harvested must be reported separately from other corn. If question 96 is not on your questionnaire, report popcorn in question 219.

Enter quantity in pounds of ear corn:

1 bushel = 70 pounds of ear corn

171. Question 97: Broomcorn

Report quantity of broomcorn for brush in tons and tenths of tons.

6 bales = 1 ton

If question 97 is not on your questionnaire, report broomcorn for either brush or seed in question 219.

172. Question 98: Acres in sugarcane now

If no land is in sugarcane on the date of enumeration, mark "None." Otherwise, report the number of acres in sugarcane at the time of enumeration in column 1.

173. Question 99: Sugarcane for sugar

This question appears only on the questionnaires for Louisiana, Florida, and Hawaii. Enter sugarcane for sugar in question 99. Report all sugarcane sold to mills as sugarcane for sugar. Report the total acres and quantity of all sugarcane cut for sugar for the 1964 crop, whether for crushing in the operator's own mill or for sale to other sugar mills. Land in sugarcane cut for seed should be reported in question 101.

Do not include planted sugarcane which is for future harvest (not yet in production). (Land in sugarcane from which the harvest is to be made for 1965 or a later crop year should be reported in question 229.)

174. Question 100: Sugarcane for sirup

Report here only sugarcane harvested for sirup. Enter the total number of gallons of sirup. Include quantities given as pay to the person who made the sirup.

Do not include sorghum sirup in this question. Sweet sorghum for sirup must be reported in question 12e if question 12e appears on the A1 for your State; otherwise, report sorghum for sirup in question 219.

175. Question 101: Sugarcane for seed

Report the total acres of sugarcane cut for planting sugarcane.

176. Question 102: Acres in pineapples now

Report the acres in pineapples at the time of enumeration. If no land is in pineapples on the date of enumeration, mark "None."

177. Question 103: Acres in pineapple on June 1, 1964

Report the acres in pineapples or between cycles of crops on June 1, 1964. If no land was in pineapples or between cycles of pineapple crops on June 1, 1964, mark "None."

178. Question 104: Pineapples harvested

If no pineapples were harvested, mark "No." If pineapples were harvested, mark "Yes" and report the acres harvested in column 1 and the tons harvested or to be harvested in column 2.

179. Question 105: Mint for oil

Report both peppermint and spearmint harvested for oil.
Enter quantity in pounds of oil.

180. Question 106: Hops

Report only the acres of hops that were actually harvested this year. Report quantity in pounds:

1 bale = 200 pounds

**181. Question 107: Sweet corn for seed**

Report here only the acres and quantity of sweet corn harvested for seed. Enter quantity in pounds of shelled corn. Report in question 219, if question 107 does not appear on your A1.

Do not include sweet corn harvested for use as a vegetable in this question. Report sweet corn as a vegetable in question 116.

182. Question 108: Mungbeans

Report the total acres and quantity of mungbeans harvested for beans this year. If question 108 does not appear on your questionnaire, report mungbeans in question 219.

183. Question 109: Lentils

If no lentils were or will be harvested in 1964, mark "No." If lentils were or will be harvested in 1964, mark "Yes" and report the acres harvested or to be harvested in column 1 and the pounds harvested or to be harvested in column 2.

184. Question 110: Sunflower seed

If no sunflower seed were or will be harvested in 1964, mark "No." If sunflower seed were or will be harvested in 1964 mark "Yes" and report the acres harvested or to be harvested in column 1 and the pounds harvested or to be harvested in column 2.

185. Question 111: Root and grain crops hogged or grazed

Include only root and grain crops—for example, turnips, stock beets, Irish potatoes, small grains, peanuts—that were hogged or grazed when they were mature or almost mature. Do not include corn, sorghums, soybeans, or cowpeas; nor any hay or grass crops grown and used only as pasture.

186. Question 112: Dryland taro

If no dryland taro was or will be harvested in 1964, mark "No." If dryland taro was or will be harvested in 1964, mark "Yes" and report the acres harvested or to be harvested in column 1 and the hundredweight to be harvested in column 2.


187. Question 113: Wetland taro

If no wetland taro was or will be harvested in 1964, mark "No." If wetland taro was or will be harvested in 1964, mark "Yes" and report the acres harvested or to be harvested in column 1 and the hundredweight harvested or to be harvested in column 2.

VEGETABLES FOR SALE

Do not include Irish potatoes, sweetpotatoes, or yams, dry field and seed peas, dry lima beans, and other dry field and seed beans (blackeyes, cranberry beans, pink, pinto, red kidney, small red, small white, etc.) as vegetables harvested for sale. The questions for these crops appear under **FIELD CROPS**. Do not include vegetables grown in greenhouses, or under glass, or other protection. (Vegetables grown in greenhouses, under glass, etc. are to be reported in question 218.)

188. Question 114: Vegetables for sale



189. Questions 115 through 152: Acreage of vegetables harvested for sale



Mark "Yes" if any vegetables, sweet corn, or melons were or will be sold from the place for human consumption. Include fresh market sales and also sales to canners, freezers, dehydrators, or other processors. **Consider all vegetables grown under contract as sold from the place where grown.**

For an institutional farm, consider sold any vegetables harvested on that farm that were or will be used by inmates of the institution. For other farms, do not mark "Yes" if garden is only for home use and no vegetables are sold.

Ask the questions in this group only if you marked "Yes" for question 114. Be sure to read the special instructions given for some of the vegetables in paragraphs 1 through 4 below.

Report all vegetables grown for human consumption that were or will be harvested this year **for sale** on the fresh market or to canners, freezers, dehydrators, or other processors. Report only vegetable crops that were harvested in 1964 or will be harvested by the end of 1964. (In Florida, report any vegetable crops that were harvested between Nov. 1, 1963 and Oct. 31, 1964.) Follow these general rules:

1. Report whole acres and tenths of acres for each vegetable crop that was or will be harvested **for sale** this year. Include vegetables sold from the home garden and all vegetables grown under contract.
2. Report the entire acreage of each vegetable crop harvested. For example, if two plantings of the same crop were harvested from the same 3-acre field during 1964, consider that 6 acres were harvested. If the same land was used this year for the production of two or more vegetable crops, report that land in the question for each crop. Likewise, if the same land was used for one or more vegetable crops followed by a field crop, or vice versa, report the land in the questions for both the vegetable crops and the field crop.
3. Include the acres of vegetables harvested from institutional farms if the vegetables were or will be used by inmates of the institution as well as any sold or to be sold.
4. Do not include the acres of any vegetable crops—such as kale, turnips, pumpkins, or mangels—that were grazed, hogged off, or harvested for livestock feed. Report such vegetables in question 111 "Root and grain crops hogged or grazed" if question 111 appears on your questionnaire. If not, report them in question 219.



- 190. Questions 118, 121, 128, and 129:**
Beans and peas

Include only green beans and peas used for human consumption. Report snap beans in question 118, blackeyes and other green cowpeas in question 121, green peas in question 128, and green lima beans in question 129. If any of these questions do not appear on your questionnaire, list the beans and peas separately in question 152. Dry field and seed beans and peas are reported in questions 91 through 94 or in question 219.

- 191. Question 120: Cabbage**



Include common, Savoy, and red cabbage in question 120. Report Chinese cabbage separately in question 152.

- 192. Questions 119, 122, and 123: Melons**

For all States, except Arizona, Texas, California, and Colorado, report cantaloups, honeyballs, honeydews, and muskmelons together in question 122. In Arizona, South Texas, California, and Colorado honeydews are to be reported under question 123. Report watermelons separately in question 119 if printed on the questionnaire; otherwise report watermelons in question 152.

- 193. Questions 124, 125, 126, and 127: Peppers and pimientos**

Include pimientos with sweet peppers unless question 126 appears on your State A1, or unless pimientos are listed under question 152. Report hot peppers—chili, cayenne, and tabasco—under question 127 or if question 127 does not appear on your A1, under question 152.

- 194. Questions 132, 139, and 151: Onions and shallots**

Report dry onions, green onions, and shallots in separate questions. Report dry onions in question 132, green onions in question 139, and shallots in question 151 if these questions appear on your A1. Report dry or green onions and shallots in question 152 if the question for the crop does not appear on your A1. Report onions grown for onion sets in question 219.

- 195. Questions 141 and 145: Cauliflower and broccoli**

Report as broccoli, only the green-headed varieties. Include white-headed broccoli with cauliflower in question 141.

- 196. Question 146: Celery**

Include all varieties of celery except celeriac (turnip-rooted celery) in question 146. Report celeriac separately in question 152.

- 197. Question 152: Other vegetables**

Enter in question 152 the names and acres of any vegetables that do not appear in a separate question on your questionnaire. Include only vegetables from this year's harvest that were or will be sold for human consumption. If you need more space, use the margin or any blank areas of the questionnaire.

198. Question 153: Value of vegetables sold

Report the gross value of all vegetables sold and to be sold from the 1964 harvest. "Gross value" refers to total receipts, without regard to the farm operator's production or marketing costs. Suggest to the operator that he estimate the value of vegetable crops yet to be sold in 1964 on the basis of current local farm prices. Make sure he includes the gross market value of vegetables grown under contract to canners, freezers, or other processors. He should not deduct the cost of seed, fertilizers, harvesting labor and equipment, or other materials furnished by the processors, contractors, dealers, etc.

Include the value of all vegetables sold from the place regardless of who did the selling and regardless of who shared the receipts. Include crops sold in the field, crops harvested by a processor, crops shipped to a central market, etc. On the questionnaire for a **tenant-operated farm**, include the landlord's share of the receipts and also the estimated value of vegetables given to the landlord as payment for rent or services. (See paragraphs 101, 149, 150, 151, 152, 188, and 189.)

BERRIES

199. Questions 154 through 162: Berries

The questions in this group refer, in most States, to tame or cultivated berries of all kinds harvested **for sale** this year. Include wild blueberries, in Maine, New Hampshire, Massachusetts, and Connecticut.

If the answer to question 154 is "Yes," mark "No" or "Yes" for each kind of berry listed on your questionnaire. For each "Yes" answer, report the area from which berries were harvested this year, if the area was 1/10 acre or more. If less than 1/10 acre was harvested, leave the space for acres blank but **always** report any quantity of each kind of berry harvested. Be sure that the quantity harvested is reported in the unit of measure given on the questionnaire. If it is necessary to convert the quantity harvested reported by the respondent to the unit of measure given in the questionnaire, ask the respondent for the conversion factor. If you are unable to obtain the conversion factor, use the conversion factors given in paragraph 403 in chapter VIII.

Do not include in acres harvested any area of **new plantings** that were not of bearing age in 1964. The acres in new plantings from which a crop was not harvested in 1964 should be included in question 229.



200. Question 163: Fruits, nuts, and grapes on this place

Mark "Yes" for question 163 only if there is a total of 20 or more fruit trees, nut trees, and grapevines on the place at the time of enumeration. For example, if there were 5 apple trees, 5 pear trees, 5 peach trees, and 5 grapevines which would make a total of 20 fruit trees and grapevines, mark "Yes." Remember that the limitation of 20 for this question does not apply for the individual fruit and nut trees or vines but for the total. Count both bearing and nonbearing trees and vines but do not include any that have been definitely abandoned. Do not confuse trees or vines not of bearing age with trees or vines which were of bearing age but which did not produce a crop in 1964. A "Yes" answer here requires an entry in question 164.

201. Question 164: Acres in fruits, nuts, and grapes

Enter the total acres in bearing and nonbearing trees and vines to the nearest tenth of an acre. Include trees and vines for production for home use as well as those grown for sale. Include also land in trees that did not bear in 1964 because the blossoms were killed by a freeze or frost. (Explain in a blank area or in the margin of the questionnaire.)

Do not include the acres in berries or nurseries, nor the acres in trees or vines that have been abandoned. Young trees which will be transplanted for replacement trees should be reported in question 215, nursery products.

If the respondent cannot give you the total acres, leave this question until you have completed questions 165 through 213 for individual fruits and nuts, and then calculate the acreage by using the conversion factors given in paragraph 404 and the following instructions.

To calculate the acres, proceed as follows:

1. For each kind of fruit and nut crop reported, find out the planting distance—that is, the approximate number of feet between trees in a row and the number of feet between rows.
2. Turn to the conversion table in chapter VIII, and find the planting distance that is nearest to the planting distance estimated for each kind of fruit or nut tree on the place.
3. Add the number of bearing and nonbearing trees reported for that crop; divide the sum by the number of trees you noted from the conversion table. The result represents the approximate acreage for that crop.
4. When you have thus calculated the acres for each crop reported, add them together and enter the total in question 164.



Example: There are 350 peach trees on the place, planted approximately 20 feet apart in rows 22 feet apart. The conversion table shows that for a planting distance of 20 x 22, there are 99 trees per acre.

$$350 \div 99 = 3 \frac{6}{10} \text{ acres of peach trees}$$

202. Border plantings and interplantings

If fruit and nut trees are planted in borders or are interplanted among other crops, estimate the number of acres that would be required for them in orchard position—that is, at the number of trees per acre usual for the locality.

For example: If an operator has 35 walnut trees planted along field borders and the planting rate in his locality varies between 30 and 40 trees per acre, consider that his walnut trees occupy one acre; include this acre in the total for all trees reported in question 164.

203. Questions 165 through 213: Trees, vines, and quantities harvested

Answer these questions only if question 163 is answered “Yes.” Mark “Yes” for each fruit and nut crop on the place. Fill the questions **across** the page so that you will be sure to match the various items of information with the correct crop. Include all varieties of each crop in one total except where varieties are listed under separate questions on the questionnaire. Be sure to read the instructions given in paragraphs 204 to 211.

For **California and Hawaii**, make the following entries:

Column (1).—The total acres (to the nearest tenth of an acre) in both bearing and nonbearing trees or vines for each kind of fruit and nut on the place. Do not include acreages that have been abandoned.

Column (2).—The number of trees or vines that are not yet of bearing age.

Column (3).—The number of trees or vines that are of bearing age.

Column (4).—The quantity harvested this year or—for avocados, olives, and citrus fruits—the quantity harvested from the 1963 bloom, for the 1963-64 marketing season.

For each entry in column (1), there must be an entry in column (2) and/or (3).

For each entry in column (3), there must be an entry in column (4) or an explanation in a blank area of the questionnaire.

For each entry in column 4 there must be an entry in column 3 or an explanation in a blank area of the questionnaire.

For all States other than California and Hawaii, make the following entries:

Column (1).—Enter the number of trees or vines that are not yet of bearing age;


Column (2).—Enter the number of trees or vines that are of bearing age;

Column (3).—Enter the quantity harvested this year or, in the case of olives and citrus fruits, the quantity harvested from the bloom of 1963. Report the quantity in the unit of measure given on the questionnaire. If the respondent reports the quantity harvested in a unit of measure that differs from the unit of measure given in the questionnaire, the quantity harvested should be converted in the unit of measure shown on the A1. Ask the respondent for the net weight of the unit in which he reported quantity harvested and use this weight to make the necessary conversions. If you cannot obtain a weight of the unit of measure from the respondent, use the weight given in paragraphs 411 through 413 in chapter VIII.

For each entry in column 2 there should be an entry in column 3 or an explanation in a blank area of the questionnaire; for example, "question 168—all fruit destroyed by frost."

For each entry in column 3 there should be an entry in column 2 unless the trees or vines died or were pulled before the date of enumeration (explain in a blank area of the questionnaire.)

204. Questions 172 through 175: Grapes



In California, there are three questions for grapes: (1) table grape varieties, (2) raisin grape varieties, and (3) wine or juice varieties. The separation of grapes called for by these three questions is to be made on the basis of variety and not on the basis of use. The varieties of grapes to be included in each of the three questions are as follows:

Question 173. **Table grape varieties.**—Emperor, Malaga, Red Malaga, Ribier, Tokay, Concord, and other American varieties.

Question 174. **Raisin grape varieties.**—Muscat, Sultana, Thompson seedless, and Zante currant. Report grapes made into raisins on a fresh-weight basis; report all other raisin variety grapes also on a fresh-weight basis.

Question 175. **Wine or juice grape varieties.**—Alicante Bouschet, Carignane, Grenache, Mataro, Mission, Petite Sirah, Zinfandel, Burger, Colombar, Franken Riesling, and Golden Chasselas.

In all States except California, report all grapes in question 172.



311. Question 304: Sales of fur-bearing animals, horses, mules, goats, goat milk, bees, honey, or other livestock products

312. Question 305: Grazing permit

313. Question 306: Contracts for producing farm products

Farm operators who sell milk approved for fluid consumption will have a permit issued by a health officer or inspector. Usually the permit will specify what "grade" or "class" of milk is produced. Grades or classes of milk eligible for sale as milk for fluid consumption vary according to the policy or rules of the authority issuing the permit. If the respondent is not sure if he should answer "No" or "Yes" to this question, ask what grade or class of milk is sold. "Grade A" is recommended, but "certified raw" or "Grade B pasteurized" may be permitted for fluid consumption. "Class I" milk is primarily for fluid use in those markets affected by Federal Milk Marketing orders.

You should become familiar with the designation of milk eligible for fluid consumption in your area and be able to mark the correct answer.

The following kinds of animals or animal products sold are to be reported for this question: Mink, rabbits, horses, mules, goats, mink pelts or skins, goat milk, bees, honey. Report separately (1) the names of the animals or products sold, (2) the number or amounts sold, and (3) the value of sales for each. If additional space is needed use the margin or a blank space of the questionnaire.

This question appears on the questionnaire only in the Western States—this question applies to the operator and not to the place. The answer to this question will be "Yes" if the person in charge, the operator, or his employer holds a grazing permit.

In the Western States and Alaska, the person in charge may use United States owned lands under a "permit" (license) to graze livestock. These "permits" (or licenses) are obtained from the U. S. Bureau of Land Management (BLM) or from the U. S. Forest Service or in some States from cooperative grazing associations or grazing districts. These permit lands are mostly open range.

Question 306 is to be answered "Yes" when the person in charge had or has an agreement with a dealer, elevator operator, processor, or cooperative to produce any farm products during 1964.

The production of many farm products is arranged for by a contract made between the producer of the farm product and the person who buys, processes or uses the farm product or provides feed, etc. These contracts usually contain specifications regarding the kind and amount of the farm product to be produced, where or to whom it is to be delivered, what price the producer is to be paid or how the price is to be determined, etc. The contracts may contain provisions regarding the variety of crop or breed of animals or poultry to be produced, and also regarding operations, such as spraying, dusting, fertilizing, harvesting, packing and selling. The contractor may provide not only supplies such as seed, fertilizer, feed but also credit and a field man to provide advice to the producer and to perform inspection of the product while it is being produced.

Crops grown under contract include sugar beets, sugarcane for sugar, vegetable crops for canning or processing, seed crops, broom corn, rice, hybrid seed corn, flower and vegetable seeds, shade grown tobacco, castor beans, safflower, popcorn, mustard seed, hops, malting barley, dry field and seed peas, dry field and seed beans, sweet corn for seed, citrus fruits, walnuts, etc. In some cases, contracts are made between a grower and a cooperative of which the grower is a member. The contract may provide for the cooperative, dealer or processor to provide services such as spraying, dusting, fertilizing, harvesting, packing as well as the selling of the crop. Livestock and livestock products produced under contract include milk, broilers, started pullets, eggs for hatching purposes, eggs for table use, baby chicks, turkeys, turkey eggs, feeder pigs, feeder cattle, feeder sheep and cattle, calves, and sheep and hogs for slaughter. In the case of contracts for the production of such products as broilers, started pullets, eggs, turkeys, cattle, etc., the contractor may furnish the feed, baby chicks, poults, feeder cattle, etc. and the producer may provide only the labor, equipment and housing required to produce the product. Contracts may also cover the custom feeding or feeding on contract of cattle, calves, sheep or hogs.

In the case of milk, do not report an agreement providing only for the marketing of milk as a contract or agreement. However, if the marketing contract provides also for the supplying or furnishing, or the purchase of feed, supplies or equipment such as a bulk milk tank, it should be reported as a contract.

Contracts for the growing of heifers for dairy farms, contracts involving cow pools, milking pools, and cow leasing agreement should be reported as contracts. Whenever the answer to question 306 is "Yes" list the name of the product in 306a.

Rental contracts made with the landlord regarding the sharing of farm products and contracts made only for the purchase of feed, fertilizer, or other farm supplies should not be regarded as contracts to produce farm products. Likewise, agreements with the Government regarding soil conservation or other programs should not be considered as production contracts. Contracts involving only customwork such as plowing, planting, spraying, and harvesting should not be reported. Labor wage contracts and contracts that relate only to the financing of the production of farm products are not contracts to produce farm products. Likewise, contracts covering the hauling of farm products, contracts providing for services, such as veterinary services, artificial insemination, milk testing, farm management services, and farm machinery rentals are not to be reported as contracts for the producing of farm products. Likewise, contracts providing for bargaining regarding the price or marketing of a farm product are not to be reported as contracts for the producing of farm products.

Section 9—Equipment and Facilities Now on This Place

314. Equipment and facilities— General instructions

Questions 307 through 322 relate only to equipment or facilities that are now on this place. If the dwelling is on a separate tract of land, consider the dwelling to be part of the place if there are agricultural operations there or if farm machinery is kept there. Count farm equipment kept at the dwelling as being on the place.

Report as equipment on this place—

1. All **new** and old equipment that is in working order (or only temporarily out of order) and **used any time during 1963 or 1964**.
2. Equipment on this place at the time of enumeration whether belonging to the person in charge or partners, neighbors, custom operators, etc.
3. Equipment **leased** or **rented** from dealers or others, if on the place.

Do not include—

1. Equipment that is worn out.
2. Equipment which was not used any time in 1963 or 1964 regardless of condition, unless the equipment is new.
3. Equipment owned entirely or in part, if the equipment is **not now** on this place.

315. Question 307: Automobiles

316. Question 308: Motortrucks

317. Question 309: Wheel tractors



318. Question 310: Crawler tractors



319. Question 311: Garden tractors and motor tillers

In questions 307 through 317, mark "None" or enter the number of each type of equipment on this place.

In questions 318 through 322, mark either "No" or "Yes" depending on whether or not any of the items or facilities are on the place.

Mark "Yes," if the facility is in working order or temporarily out of order and was used any time during 1963 or 1964.

Mark "No," if the facility is **not** on this place or if the facility is on this place but was not used any time during 1963 or 1964.

Include all automobiles kept **on the place**, whether owned by the person in charge, members of his family, his landlord, his partners, hired help, or others living on the place. Include jeeps and station wagons if they are used mainly as passenger cars.

Include all pickup trucks, other trucks, and truck-trailer combinations on this place regardless of use. Include jeeps and station wagons only if they are used mainly as trucks. Do not include school buses.

Include all wheel tractors except garden tractors, whether homemade or purchased. Do not include implements with built-in power units such as self-propelled combines or powered buck rakes. Also, do not include the power unit of a truck-trailer combination.

Include all tracklaying tractors. Do not include implements with built-in power units.

Include all garden tractors and motor tillers, whether homemade or purchased. Garden tractors are small, usually two-wheeled tractors, of less than 9 horsepower. Do not include tractor-drawn motor tillers.

320. Question 312: Grain and bean combines



Report the number of self-propelled grain and bean combines on this place used for harvesting and threshing operations. Include grain combines that are equipped with a corn-picking head attachment and are used for picking and shelling corn. These are to be reported as a grain combine in question 312 and also as a cornpicker in question 316.

Report the number of pull-type grain and bean combines on this place used for harvesting and threshing operations. Include all sizes. A pull-type combine is pulled by a tractor. It may have its own power unit for threshing or it may be operated by power take-off from the tractor.

Report the number of pickup balers, both hand-tie and automatic. Do not include stationary balers.

321. Question 313: Pickup balers



322. Question 314: Hay conditioners or hay crushers



Report the number of hay conditioners, of all types on the place. Hay conditioners crack, crush, or shred the hay stems to shorten the drying or curing period while the hay is in the field. Include crimpers, crushers, and flail-type forage harvesters if used to condition hay. If a flail-type forage harvester is used to condition hay, count it as a hay conditioner and also as a flail-type forage harvester in question 317. Include pull-type hay conditioners and combinations (pull-type or self-propelled) of mowers and windrowers or swathers which also have a hay-conditioning attachment.

323. Question 315: Crop driers

Report the number of all types of mechanical crop driers that use natural air or heated air to dry crops, including hay. The drier may be equipped with an electric fan. It may or may not be equipped with a heating unit.

324. Question 316: Cornpickers**325. Question 317: Field forage harvesters****326. Question 318: Telephone****327. Question 319: Television****328. Question 320: Home freezer****329. Question 321: Milking machines****330. Question 322: Bulk milk cooler**

Report the number of machines used for picking corn, whether used in separate or in combined picking-shelling operations. Include both one-row and two-row pickers.

Include pull-types and mounted or self-propelled cornpickers. A pull-type is pulled by a tractor. A mounted cornpicker is mounted directly onto the tractor. A self-propelled cornpicker has its own self-contained power unit. A grain combine with a corn picking (head) attachment should be counted as a grain combine and the corn picking (head) attachment should be counted as a corn picker.

Report the total number of cylinder or flywheel forage harvesters on the place. Include only harvesters used for cutting and chopping forage crops in the field. Cylinder or flywheel type forage harvesters are used mainly for cutting and chopping corn or sorghums for silage; although they may be used for other crops. These usually have 2 to 6 rigid cutting knives mounted on the flywheel which chop the forage crop. These may also be called shear bar forage harvesters.

Report the total number of flail or rotary forage harvesters on the place. Include only those used for cutting in the field. Flail or rotary forage harvesters are most often used for cutting grass silages and forage crops to be fed green ("green chop") and have rows of rotating free-swinging knives or hammers which cut, pick up, and flail or shred the forage crop in one operation.

Mark "Yes" if there is a telephone on the place, whether it is in the dwelling of the person in charge or in some other building on the place.

Mark "Yes" if there is one or more television sets on the place.

Home freezers are used for quick freezing and for storage of frozen foods. Do not include refrigerators used mainly for keeping foods at above freezing temperatures even though they may have large compartments for freezing or storing frozen food. Also, do not include ice cream freezers.

Mark "Yes" if there is any type of mechanical milking equipment on the place, regardless of size. Include both pipeline and portable pail types with built-in power units.

Include only electric tank type milk coolers used for cooling milk in bulk. Do not include electric coolers used for cooling milk in cans.

Section 10.—Agricultural Chemicals and Land-Use Practices

331. Fertilizer and lime— General instructions



Questions 323, 324, and 325 refer to fertilizer and lime **used** this year, regardless of when it was purchased. Report total quantities used, whether purchased or paid for by the person in charge, his landlord, or others. Include fertilizer and lime for which the person in charge obtained purchasing assistance under a Federal program, such as the Agriculture Conservation Program or the Conservation Reserve Program of the Soil Bank.

On the questionnaire for a **tenant-operated or sharecropper farm**, include fertilizer and lime supplied by the landlord and used on the tenant farm. **On the questionnaire for a landlord, report only the fertilizer and lime that the landlord used on the land he operates himself; do not include the amounts used on land that he has rented to others or assigned to sharecroppers.**

If side dressings, either liquid or dry, were applied to growing crops on land previously fertilized during or before seeding, count the acres only once, but report the total tons of fertilizer used in all applications. For example, if 5 tons of fertilizer were applied to a 40-acre field at the time it was planted to corn, and 2 tons more were applied later as a side dressing, you should report 40 acres of corn fertilized and 7 tons of fertilizer used.

332. Question 323: Acres fertilized



Report the total number of acres on which commercial fertilizer or other fertilizing materials, including rock phosphate and anhydrous ammonia, were used this year. Count each acre only once, but report the total tons of fertilizer used in all the applications made this year. For example, report the fertilizer used to top dress wheat in the spring and that used on wheat planted in the fall of 1964.

333. Questions 323a through 323n: Crops on which fertilizer was used

If acres are reported in question 323, mark "No" or "Yes" for each crop listed. If "Yes," report in **column 1**, the number of acres fertilized this year. If the same land was used for more than one crop, report the acres fertilized for each crop.

Report all land to which fertilizer was applied including 1964 fall-sown wheat or other crops that will not be harvested until 1965. Likewise, report land to which fertilizer was applied during the spring of 1964 even though the land was planted to another crop in the fall of 1964.



In question 323n, report the total acres fertilized for crops for which a question does not appear in questions 323 c to m. In obtaining the answer to question 323, look at each crop reported as harvested in section 3, and ask the respondent the acres of the crop fertilized. Also ask the respondent if he fertilized any crop planted in the fall of 1964 for harvesting in 1965 or later; if he fertilized a fall planted crop, be sure to include the acres fertilized for the appropriate part of question 323.

Land from which vegetables were harvested, which was fertilized should always be included in question 323n. If two vegetable crops were harvested from the same land in 1964, and the land was fertilized while both crops were planted or growing, the acres should be counted twice in question 323n. For example, if 6 acres of spinach and 6 acres of snap beans were harvested from the same 6 acres and both crops were fertilized, then 12 acres should be reported for question 323n. Likewise if two plantings of the same crop were made on the same land, and both plantings were fertilized, then the acres fertilized should be counted twice.

The acreage planted in berries, small fruits, orchards, groves, and vineyards and fertilized in 1964, should always be included in question 323n.

The sum of the acres reported for parts "a" to "n" for question 323 must be **equal to or greater than** the total acres reported in question 323.

In **column 2**, report the quantity of dry fertilizer and fertilizing materials used on each crop; and in **column 3**, report the quantity of liquid fertilizer and fertilizing materials used. Report the weight of the fertilizer including the plant nutrients and the other materials combined with the plant nutrients.

"Dry" and "liquid" refer to the form in which the fertilizers and fertilizing materials were purchased and not to the way in which they were applied. Liquid fertilizers not only include nitrogen solutions, aqua ammonia, anhydrous ammonia, but also liquid mixed fertilizers.

Report all quantities to the nearest tenth of a ton. If the respondent reports in number of bags, ask the weight of a bag (100 lb., 80 lb., etc.) and convert to tons. For each entry in **column 1**, there must be an entry in **column 2 and/or 3**. Liquid fertilizers may be reported in pounds. You should convert the pounds to tons or fractions of a ton.

Do not report sulphur, or gypsum, or land plaster as fertilizer.

334. Question 324: Acres limed

Report the total number of acres on which lime or liming materials were used this year for conditioning the soil. Do not include gypsum or land plaster.

335. Question 325: Lime or liming materials

If you have an entry for acres limed in question 324, report in whole tons the total quantity of lime or liming materials used on this place this year for conditioning the soil. Do not include lime used for spraying or sanitation purposes.



**336. Sprays and dusts—
General instructions**

Questions 326, 327, and 328 deal with the use of pesticides, etc. Report the use of all sprays, dusts, or other materials applied for purposes of controlling or preventing insects, diseases, weeds, or brush this year. Also, report the use of sprays, dusts, or other materials for external treatment of animals to control insects this year. Include **livestock treated whether or not the livestock are still on the place.**

Report crops and/or livestock treated whether the materials were applied by or paid for by the person in charge, his landlord, custom operators, or others.

Every question in this group requires an answer. You must either mark "None" or enter the number of acres for each part of questions 326 and 327. For question 328, either mark "None" or enter the number of head treated.

Do not include the following operations:

Chemical thinning of fruit.

Chemicals used to control harvesting dates.

Plant growth regulators.

Chemical rodent control.

Defoliants or dessicants used to remove the leaves or kill plants to aid in harvesting.

Mechanical methods of removing insects from plants or animals.

Also do not include the use of sprays, dusts, or other methods for controlling weeds or brush in fence rows, irrigation ditches, road banks, and other land not reported as cropland or pastureland.



337. Questions 326a through 326f: Sprays and dusts for controlling insects and diseases on plants

Mark "None" or report the number of acres of each of the specified crops which were treated by spraying, dusting, or other methods for the purpose of controlling insects or diseases. Report the acres of the crop that was treated without regard to the number of applications or treatments made. For example, if a 20-acre orchard was sprayed three times, report 20 acres in 326e. However, if the same land is planted to more than one crop in 1964 and each of the crops are treated, report the acres for each crop. For example, if after 20 acres of oats were harvested, the same land was planted to soybeans, and both the oats and the soybeans were sprayed or dusted to control insects and diseases, report 20 acres in question 326a and 20 acres in 326f. Always report corn, wheat, oats, rye, barley, rice, buckwheat, flaxseed, safflower, and other small grains sprayed or dusted to control insects or diseases in question 326a. Report sorghums for grain or seed sprayed or dusted for the control of insects or diseases in question 326f.

Report all land which was treated even though the crop failed or was not harvested. Include sprays, dusts, etc. which were used to prevent insects and diseases even though none were evident at the time of treatment. Some chemicals which may be applied to control insects and diseases are:

Aldrin	Dormant oil	Nicotine sulfate
Aramite	Dylox	Ovex
Benzene hexachloride	Endosulfan	Paradichlorobenzene
BHC	Endrin	Parathion
Bidrin	EPN	Perthane
Calcium arsenate	Ethion	Phorate
Captan	Ethylene dibromide	Phosdrin
Carbaryl	Ethylene dichloride	Phosphamidon
Carbon disulfide	Fenson	Phygon
Carbophenothion	Ferban	Pyrethrum
Chloranil	Fermate	Rotenone
Chlorbenside	Genite 923	Ryania
Chlordane	Guthion	Sabadilla
Chlorobenzilate	Heptachlor	Sevin
Copper	Karathane	Strobane
Cryolite	Kelthane	Sulfur
DDT	Kerosene	Sulphenone
Delnav	Lead arsenate	Tartar emetic
Demeton	Lime sulfur	TDE
Diazinon	Lindane	Telone
Dichlone	Malathion	TEPP
Dieldrin	Maneb	Tetradifon
Dilan	Metaldehyde	Thiram
Dimethoate	Methoxychlor	Toxaphene
Dinitrobutylphenol	Methyl bromide	Trichlorfon
Dinitrocresol	Methyl parathion	V-C 13
Dinitrocyclohexylphenol	Methyl Trithion	Zectran
Dioxathion	Mevinphos	Zineb
Di-syston	Mineral oil	Ziram
DN 111	Morestan	
	Naled	

338. Question 327a through 327e: Sprays and dusts for controlling weeds

Report "None" or the number of acres of each of the listed crops which were treated by spraying, dusting, or other methods for the purpose of controlling grass, weeds, or brush.

If more than one application or treatment was made for the same crop, report the acres only once. For example, if atrazine was applied as a pre-emergence treatment to 20 acres of corn and 2, 4-D was applied to the same 20 acres of corn as a post-emergence treatment, report 20 acres in 327a. If the same land was used for more than one crop in 1964, report the acres treated for each crop.

Report all land which was treated even though the crop failed or was not harvested. Report fallow land treated for weed control for a crop to be grown on the land next year.

Include measures such as a pre-emergence spraying designed to prevent the growth of weeds or brush even though none were evident at the time of treatment. Do not include land treated in 1963 to prevent weeds or brush in a crop harvested in 1964.

Chemicals applied before the crop or weeds emerge are called pre-emergence herbicides while those applied after the crop and weeds are up are called post-emergence herbicides. Some of the common names of chemicals which may be used as herbicides are:

Acrolein	Chlorea	Herbicidal oils
Amiben	CIPC	Ipazine
Amitrole	Copper sulfate	IPC
Amitrole-T	Dalapon	KOCN
AMS	Dacthal	Linuron (Lorox)
Arsenicals	DCMA	MCPA
sodium arsenite	DCPA (Dacthal)	Methyl bromide
arsenic trioxide	Dichlone	MH
arsenic pentoxide	Dichlobenil	Monuron (Telvar)
disodium monomethylarsonate	DMA (Sodar)	Neburon
(DMA)	DMPA (Zytron)	NPA (Alanap 3)
calcium arsenate	DMTT	PBA
Atrazine	DNAP	PCP
Banuel D	DNBP	Propazine
Barban	DNC	Sesone
Boron compounds	Diphenamid (Enide	Silvex
Borax	Dymid)	Simazine
Sodium pentaborate	Diuron (Karmex)	SMDC
Boron trioxide	Endothal	Solan
Anhydrous sodium baborate	EPTC (Eptam)	Stoddard solvent
Calcium cyanamide	Erbon	TCA
CDAA (Randox)	EXD	TCBC
CDEC	Fenac	Ureabor
Chlorates	Fenuron	2, 4-D
Sodium chlorate	4-(MCBP)	2, 4-DEP
Calcium chlorate	4-(2, 4-DB)	2, 4, 5-T
		2, 3, 6-TBA

339. Question 328a through 328b: Sprays and dusts for controlling insects on animals

Mark "None" or report the number of head of each of the listed classes of animals that were treated externally to control insects in 1964. If the same animal received more than one treatment report it only once. For example, if 10 steers were treated for horn flies and at a later date treated for ticks, report 10 for question 328a.

Some of the insecticides that may be used are:

Baytex	Dibrom	Rotenone
Ciodrin	Dieldrin	Ronnel (Korlan)
Co-ral	Lethane 384	Ruelene
Cygon	Lindane	Sevin
DDVP	Malathion	Sulfur
DDT	Methoxychlor	Thanite
Dipterex	Naled	Toxaphene
Delnav	Nicotine sulfate	Vapona
Diphenylamine		

340. Question 329: Contour farming



Contour farming is the practice of planting row crops, close-sown crops, or hay or other grass crops in level rows **around the slope of a hill**. It prevents the rapid run-off of water from the soil, conserves moisture, and reduces erosion.

Contour farming may be done either with or without strip-cropping (see paragraph 341). Normally, land which is farmed on the contour is also either terraced or stripcropped.

Terraces are ridges or channels constructed across sloping land to control erosion by slowing the rate of water flow. **Ridge-type** terraces, usually built on the level, hold water back until it can soak into the ground. **Channel-type** terraces are usually graded and lead surplus water off the soil into prepared outlets.

Report the total acreage of grain and row crops farmed on the contour this year. Do not include land planted to crops in straight rows running up and down a hill. Report terraced land, if it is farmed on the contour, also as contour farming.

341. Question 330: Stripcropping



Stripcropping is the practice of alternating close-sown crops, such as small grains or hay and pasture crops, with strips or bands of row crops such as corn, vegetables, etc.; or of alternating either close-sown or row crops with bands of fallow land. The purpose of stripcropping is to control soil erosion by slowing the rate of water run-off or to conserve moisture and also to reduce wind erosion.



342. Question 331: Artificial ponds, pits, reservoirs, and earthen tanks

343. Question 331a: Acres in artificial ponds, pits, reservoirs, and earthen tanks



Stripcropping is **not** the interplanting of crops nor the seeding of two kinds of crops in alternating bands in order to improve per acre yield or per acre income.

Stripcropping may be done on level or hilly land. Land which is stripcropped may or may not be farmed on the contour.

If stripcropping was practiced on the place this year, report the total number of acres occupied by the close-sown crops, row crops, and fallow land.

Mark "None" or report the number of artificial ponds, pits, reservoirs, and earthen tanks on this place. Include reservoirs constructed primarily for supplying water for irrigation.

Do not report natural lakes, ponds, temporary pits, gravel pits, or pits left by strip mining. Do not report flooded fields used in a rice and fish rotation.

If "None" is marked for question 331, skip 331a. If any artificial ponds, pits, reservoirs, or earthen tanks are reported in question 331 report the number of acres covered by such areas when filled to capacity. Report in tenths of an acre. If the area is less than one-tenth acre report it as 1/10 acre.

Use this table for finding the acreage in ponds where you know the size of the pond in feet.

Average width of farm pond (feet)	Average length of farm pond (feet)								
	40	60	80	100	120	140	160	180	200
	Acreage in ponds (tenths)								
40	—	—	—	.1	.1	.1	.1	.2	.2
60	—	—	.1	.1	.2	.2	.2	.2	.3
80	—	.1	.1	.2	.2	.3	.3	.3	.4
1001	.1	.2	.2	.3	.3	.4	.4	.5
1201	.2	.2	.3	.3	.4	.4	.5	.6
1401	.2	.3	.3	.4	.4	.5	.6	.6
1601	.2	.3	.4	.4	.5	.6	.7	.7
1802	.2	.3	.4	.5	.6	.7	.7	.8
2002	.3	.4	.5	.6	.6	.7	.8	.9

If the pond is larger than sizes given in this table, calculate the acreage by multiplying the average width by the average length and dividing the total by 43,560 (square feet in an acre).

344. Questions 332a: Land in wheat control program

For question 332a, mark "Yes" if any land in this place (included in acres in this place) was in the crop diversion program (acreage allotment) for wheat this year. The **1964 Voluntary Wheat Program** offers to wheat producers who participate, payments for diverting wheat acres to conservation uses. The wheat producer may have taken part in the program or not, as he chose. The approved conservation uses for the diverted acreage include:

- a. Permanent-type or rotation cover of grasses and legumes.
- b. Temporary cover of grasses and legumes.
- c. Wildlife food and habitat plantings.
- d. Trees and shrubs.
- e. Other conservation uses.

345. Question 332b: Land in feed grain program

If any of the acres in this place were taken out of production of corn, barley, or grain sorghums to participate in the **1964 Feed Grain Program** mark "Yes" for question 332b. Land diverted from feed grains must be in an approved conservation use. A price support payment will be made to those taking part in the program.


Section 11.—Persons Living in House of Farm Operator

346. Section 11: Persons living in house of farm operator—General instructions

The purpose of this question is to obtain information on the number and characteristics of the person in charge and members of his family. The person in charge, members of his family, and others living in the house are to be listed by name.

Questions pertaining to relationship, sex, and age in columns 2 through 4 are to be answered for each name listed in column 1. Complete columns 1 through 4 line by line asking name, relationship, sex, and age in that order before continuing to columns 5 through 12. The heavy line between columns 4 and 5 will help you separate columns 1 through 4 from columns 5 through 12. When columns 1 through 4 are completed, continue by asking the questions in columns 5 through 12 for each person listed in column 1 who is 10 years old or over. Begin by asking questions in columns 5 through 12 for the person in charge and continue line by line until you have completed each line for each person listed in column 1 who is 10 years old or over.

If there are more than 10 persons living in the house of the farm operator, use blank area on the A1 to list the other persons.



In most cases, the house will be the dwelling or structure in which the person in charge lives. All persons that usually live there are to be listed, except college students away at school and members of the family away from home in the Armed Forces. The person in charge may not be the head of the household. He may be the son, relative, or even a non-relative of the head of household. However, the person in charge should be listed on the first line.

Section 11 must be filled in each questionnaire for which sections 9 to 13 are required. If the person does not live on the place, it is necessary to obtain the information needed for filling section 11 by a personal visit, telephone call, or by letter.

For Indian reservations and institutions such as prison farms, county homes, hospital farms, agricultural school farms, etc., list only the person in charge of the agricultural operations, his family, and others living in the dwelling with him. Do not include inmates of institutions such as prisoners on prison farms, persons in county homes, patients in hospitals, etc., who live in houses located on land included as land in this place for the reservation or institution.

**347. Question 333—Column(1):
Who to list**

List each person who usually lives in the house in which the person in charge lives. If more than 10 persons live in the house use a blank area of the questionnaire for the additional listings.

If you fill the questionnaire, list the person in charge first and then other persons living in the same house, in order of relationship and age. Enter the first name, middle initial, and last name of person in charge. If all persons following have the same last name, enter the first name and middle initial and draw a line to indicate the same last name.

When you have listed the person in charge and each person who usually lives in his house, list each partner and each person who usually lives in the partner's house. Follow the same procedure in listing a partner and each person who usually lives in his house as you did for the person in charge. If the respondent cannot complete section 11 for each partner and each person usually living in the partner's house, you must complete section 11 by telephone or by a personal visit. If the partner lives more than 30 minutes from the boundary of your Assignment and to telephone is **long distance**, mail an A1 and a callback letter to the partner. Write in the top margin of the A1, "Answer **only** question 333." When you receive the A1, copy the information for the partner and each person who usually lives in his house onto the A1 for the partnership.

Include—

1. All relatives living with the person in charge such as wife, sons, daughters, mother, father, mother-in-law, father-in-law, son-in-law, etc.
2. Nonrelatives such as hired laborers; lodgers; servants; persons, or other families living in rooms within the house; etc.
3. Persons temporarily absent from the house, such as persons on vacation or in hospitals.
4. Partners and each member of the partner's household living in the same house as the person in charge or in a separate house.

Do not include—

1. College students away at school, persons away in the Armed Forces, and persons away in institutions.
2. Person not usually living in the house, such as overnight guests, visitors, etc.
3. Hired hands and families or other persons living in bunk-houses, servant quarters, or other dwellings on the place.

**348. Question 333—Column (2):
Relationship to head**

Report the relationship to the person in charge of each person listed except for partners and their families. If a partner and his family live in the same house as the person in charge, or in a different house, list the partner as "Partner" and report the relationship of members of his family to him and not to the person in charge. See the example.

**349. Question 333—Column (3):
Sex**

Report the sex, "M" for male and "F" for female, for each person listed in column 1.

**350. Question 333—Column (4):
Age at last birthday**

Report the age in years at their last birthday for each person listed in column 1. Do not report the year born.

Columns 5-12—are to be answered only for **EACH PERSON 10 YEARS OLD OR MORE.**

**351. Question 333—Column (5):
Last year of school
completed**

Report the highest grade of school ever completed. For the grade completed enter as follows: For no grade completed, enter 0. For elementary school enter the number of grades completed such as 1, 2, 3, 4, 5, 6, 7, and 8; for high school enter 9, 10, 11, or 12, depending on the highest grade completed; for 1, 2, or 3 years of college completed enter 13, 14, or 15; and for 4 or more years of college completed, enter 16.

**352. Question 333—Column (6):
Farmwork on this place**

Report the total number of hours each person did any farmwork or chores on this place last week. Last week refers to the complete week immediately before the questionnaire is filled.



353. Question 333—Column (7):
Days worked on other farms

354. Question 333—Column (8):
Days worked at nonfarm jobs



355. Question 333—Column (9):
Cash wages and salary

Include as farmwork—

Working in fields, orchards, or home garden.

Feeding and caring for livestock and poultry.

Hauling farm products from this farm to market.

Hauling feed, fertilizer, and other supplies to the farm or ranch.

Maintaining and repairing machinery and other farm equipment.

Planning farm or ranch work.

Keeping farm or ranch records.

Supervising farm employees.

Cutting firewood, fenceposts, timber, pulpwood, etc.

Gathering eggs, cleaning milking machines, etc.

Do not include farmwork or chores done on other farms or places, work at nonfarm jobs, or housework. If none, leave blank.

Report the total number of days on which each person has worked or will work **for pay at farm jobs on other farms** in 1964. If the person works only part days, report these as days worked. For example, if a person worked 60 part days and 20 full days, report 80 days worked on other farms.

Report the total number of days on which each person has worked or will work **for pay**, at a nonfarm job, business, or profession in 1964. Report part days worked, as days. For example, if a person worked 100 part days and 30 full days, report 130 days worked at a nonfarm job. Include work at such jobs as store clerk, salesman, truck driver, construction laborer, service station operator, insurance salesman, store manager, lawyer, doctor, real estate dealer, etc. If none, leave blank.

Report the total amount of income received or to be received by each person from wages or salaries, commissions, and tips from all jobs (farm and nonfarm) before taxes and other deductions in 1964. Include cash payments only, do not include the value of any food, clothing, or services that may have been received as pay.

Do not report income received from agricultural operations on this place.



Include as **wages and salaries**, the total amount of money earned (before taxes and other deductions) by each member of the family living in the house who worked (or will work) at farm or nonfarm jobs at any time during 1964. Include piece-rate-payments, cash bonuses, Armed Forces pay, and National Guard pay. **Include wages paid by the farm operator to members of his family or hired workers living in his house who are employed as hired laborers on his farm.** For example, if a son is employed as a hired laborer on his father's farm, include the wages that the son receives from his father. If the person in charge is a hired manager, include his salary.

Commissions are amounts of money received by a person for transacting business for his employer. Usually, but not always, commissions are paid on a percentage basis and are in addition to a fixed rate of pay. In the case of persons employed as salesmen, milk truck drivers, laundrymen, etc., commissions may comprise a large part of their total income.

Tips are payment received in addition to fixed wages for services rendered to customers. For persons employed as waitresses, barbers, taxi drivers, etc., tips may represent an important part of income. Since commissions and tips may vary from one week to another, the respondent may have difficulty reporting the amount received during the year. If so, explain that exact figures are not necessary and suggest that he estimate the total for the entire year, 1964, as best he can on the basis of amounts received during an "average" week or month.

**356. Question 333—Column (10):
Income from nonfarm businesses or professional practices**

Report the total amount of income (net money income after business expenses) received or that will be received by each person from a nonfarm business or professional practice in 1964.

Nonfarm business includes such enterprises as the operation of a retail store, filling station, feed mill, cotton gin, motel, insurance agency, etc. Professional practices include the work of a doctor, dentist, veterinarian, lawyer, nurse, writer, or other professional person working on his or her own account and not the employee of someone else. The nonfarm business or professional practice may be located either on or off the place.

The amount to be reported should represent the total cash receipts from services rendered or goods sold, plus the value of net inventory increases minus business expenses. Income from the rental of farm or nonfarm property should be reported in column 12 (other sources). Business expenses include the cost of goods purchased; rent, heat, light, and power expenses of the business quarters; depreciation of machinery and other business property; decrease in the value of inventory; wages and salaries paid to employees; business taxes; and interest on business mortgages or debts.

Do not include income from the retailing of farm products produced on this place. For example, if a person is processing and retailing **only** the milk produced on the place or if a person with a greenhouse operation has a florist shop in town in which he retails items raised on the place, do not include profits from these operations as nonfarm businesses.

If the business had a net loss for the year, indicate the loss by writing "loss" above the amount of the loss. If the exact figure is not known, obtain the best estimate.

**357. Question 333—Column (11):
Income from Social Security
pensions, etc.**

Report the total amount of income received or to be received this year by each person from any of the following sources:

1. Federal Social Security payments.
2. Pension payments or survivor's benefits received from the U. S. Bureau of Old Age and Survivor's Insurance.
3. Retirement or disability pensions, survivors' benefits subsistence allowances, annuities received from the Veterans' Administration.
4. Civil Service pensions or retirement benefits received from Federal, State, county, or local governments.
5. Retirement benefits received from the Railroad Retirement Board.
6. Unemployment insurance payments.
7. Compensation for injuries incurred at work. This money represents insurance paid by an employer, not by the employee, and may be received directly or indirectly or through an insurance company.
8. Pensions or retirement benefits received from a former employer or from a union, either directly or through an insurance company.

9. Money received from private welfare or relief agencies and organizations, such as old-age assistance payments, aid to the blind, aid to permanently and totally disabled persons, aid to dependent children.

10. Military allotments for dependents.

If the exact figure is not known, obtain the best estimate.

**358. Question 333—Column (12):
Other sources of income**

Report the total amount of income received or to be received by each person from all other sources. **Do not include income from sales of agricultural products from this place.** If the exact figure is not known, obtain the best estimate.

Include—

Rent for farm and nonfarm property.—Report the net income received in 1964 from farmland, all buildings, machinery, equipment, dwellings, garages, stores, etc., rented to others. To determine the net income, add the cash rent to the sales value of farm products received as rent, and subtract all expenses related to the properties rented to others. Such expenses include taxes and insurance; repairs on buildings and machinery; cost of fertilizer, lime, feed, seed, and other items furnished to the tenant; depreciation of buildings and machinery; interest on mortgages and other debts incurred on the property rented to others. Do not deduct the cost of permanent improvements made on the rented property nor payments to reduce a mortgage.

If a loss occurred for the year, enter the amount of the loss and indicate loss by writing loss above the amount of the loss.

Include also—

Soil Bank payments.

Feed grain program payments.

Receipts from oil leases.

Interest and dividends.

Income from customwork.

Income from estates and trusts.

Income from insurance policies or annuities.

Alimony.


Support from persons not living in the house, etc.

Do not include—

- Withdrawals from bank deposits.
- Borrowed money.
- Transfer of money from one family member living in the house to another.
- Tax refunds.
- Reimbursements for expenditures.
- Sales of property (land, buildings, automobiles, etc.).
- Gifts from relatives or friends.
- Income received from recreational activities and services in this place. (This income to be reported in question 255.)

Section 12.—Selected Farm Expenditures and Hired Workers This Year, 1964

359. Section 12.—Farm expenditures: General instructions



Each question, 334 through 346, requires either a mark for "None," or an entry for dollars. The questions refer to expenditures made or to be made for this place for the entire calendar year, 1964. Include expenses incurred this year, whether or not payment will be made before January 1, 1965. The person in charge may have difficulty estimating his expenditures for the period from enumeration to the end of the year. If so, suggest he estimate them as best as he can on the basis of current costs.

For a tenant-operated farm, report the total expenditures made for the place by both the landlord and the tenant. For a farm operator who rents part of his land to others, report only the expenditures for the land he operates himself.


Include the estimated cost of all items furnished by a contractor, such as feed and purchase cost of baby chicks for broilers raised on contract, unless these items were produced on this place.

Report the amount spent for purchase of feed grains (corn, oats, barley, grain sorghums, wheat, and rye). Include the cost of grain purchased from other farms, commercial elevators, or grain and feed dealers (including cooperatives) whether it was fed with or without further processing. **Include** the estimated cost of grain supplied by a contractor for livestock or poultry fed under contract.

Do not include—

1. Payments made by a tenant to his landlord for grain grown on the tenant's place.
2. Payments made by a contractor to the operator for grain grown on this place and consumed by livestock fed under contract on this place.
3. Payments for grain for livestock owned by the operator but fed on contract off this place.

360. Question 334: Feed grains



361. Question 335: Commercial mixed feeds

Report the number of tons (and tenths of tons) and the cost of all commercially mixed formula feed purchased to be fed to livestock (including poultry) on this place this year.

Include as commercially mixed feed—

1. A “complete feed” or “finished feed” which is intended to be fed as a sole ration to animals (or poultry).
2. A “feed additive supplement” or “supplement” which contains one or more feed additives and is intended to be further diluted and mixed to produce a complete feed. It may be fed undiluted as a supplement to other rations or offered free choice with other parts of the ration separately available.
3. A “feed additive concentrate” or “concentrate” or a “premix” intended to be further diluted to produce a complete feed or feed additive supplement.
4. For swine—
 - a. A “pre-starter” which is fed from the time the pig begins to eat until it weighs 12 pounds.
 - b. A “starter ration” which is a complete feed for animals ranging from 10 to 50 pounds.
 - c. A “grower ration” which is prepared for pigs weighing from 30 to 125 pounds.
 - d. A “finisher ration” which is a complete ration for hogs from 100 pounds to market weight.
5. For poultry—commercially mixed rations recommended for chick starter, broiler grower, turkey grower, or egg producer.

Include in cost of commercially mixed feeds—

1. Estimated cost of that supplied by landlord.
2. Estimated cost of that supplied by a contractor for livestock (including poultry) fed under contract.

Do not include as cost—

1. The cost of grinding and mixing.
2. The value of feed grains produced on this place.
3. Feed grains purchased as feed grains by the operator.
4. Salt, medicines, etc.

362. Question 336: Hay and roughages

Report the expenditures for all hays, silages, and other roughages purchased for feed for this place during 1964.

Do not include—

1. Hay or straw for bedding or mulching.
2. Cost of roughage grown on this place and purchased from landlord.

363. Question 337: Cattle, calves, hogs, pigs, sheep, lambs, etc.

364. Question 338: Poultry



365. Question 339: Seeds, bulbs, plants, and trees

366. Question 340: Commercial fertilizer and fertilizing materials

3. Payment made by a contractor to the operator for roughages grown on this place and consumed by livestock fed under contract on this place.
4. Payments for roughages for livestock owned by the operator but fed under contract off this place.

Report the total amount spent or to be spent for the purchase of cattle, calves, hogs, pigs, sheep, goats, horses, mules, other livestock, fur-bearing animals, bees, etc. Be sure to include the estimated cost of livestock fed for others under contract. If necessary, estimate the value of the animals as of the date they arrived on the place.

Do not include the cost of livestock purchased for resale within 30 days after purchase.

Report the total amount spent or to be spent this year for the purchase of poultry.

Include expenditures for—

1. Baby chicks, pullets, turkeys, poult, ducks, etc.
2. The cost of poultry raised or being raised on contract for others. For example, a feed dealer may have supplied baby chicks to a farmer who then grew the chicks to broiler age on contract. Estimate the cost of the poultry as of the date they arrived on the place.

Report the total amount spent or to be spent this year for the purchase of seed for corn, sorghums, soybeans, wheat and other grains, field seeds, grass seeds, cotton, potatoes, etc.; and bulbs, plants, and trees for this place. Do not include the value of seed grown on the place. For nurseries and greenhouses, do not include the cost of products purchased for resale without further growth.

Report the total amount spent or to be spent in 1964 for fertilizer and fertilizing materials. Do not include payments made for applying fertilizer or fertilizing materials by a contractor or other person.

Include expenditures for—

1. All fertilizer and fertilizing materials bought this year without regard to when used.
2. Fertilizer and fertilizing materials supplied by a landlord together with that supplied by tenant.
3. Fertilizer and fertilizing materials furnished by person for whom crops were grown under contract.

Report total amount spent; do not subtract Agricultural Conservation Program payments or refunds.

367. Question 341: Gasoline**Do not include—**

1. Cost of manure used or bought.
2. Cost of gypsum, land plaster, sulphur, etc.
3. Cost of applying fertilizer or fertilizing materials.

Report the amount spent or to be spent this year for gasoline used in the farm business.

Include—

1. Cost of gasoline for irrigation pumps and other auxiliary engines.
2. Cost of gasoline used for farm trucks, farm tractors, self-propelled machinery, etc.
3. Cost of gasoline used for automobiles when **used for the farm business.**

Do not include—

1. Cost of gasoline used in automobiles for the personal use of the person in charge and members of his family.
2. Cost of gasoline used for tractors and farm equipment when doing customwork on other farms or off this place.
3. Cost of gasoline etc. used for motor truck for hauling for others.

368. Question 342: Diesel fuel

Report the amount spent or to be spent this year for diesel fuel used for the farm business. Include the cost of that used by any tractors and other engines and for any other uses for the farm business. Do not include the cost of the diesel fuel used in tractors or engines when doing customwork on other farms.

369. Question 343: LP gas, (butane or propane)

Report the amount spent or to be spent this year for LP gas, (butane or propane) for the farm business.

Include—

1. Cost of that used in farm tractors and auxiliary farm engines including butane-powered pumps.
2. Cost of that used for curing grain, hay, or tobacco.
3. Cost of that used for heating poultry houses, greenhouses, or other farm buildings other than the dwelling of the person in charge.
4. Cost of that used in destroying weeds and brush.

Do not include the cost of that used in the farmhouse for cooking and heating or in tractors or engines when doing customwork on other farms or off this place.

370. Question 344: Other petroleum fuel and oil

Report the amount spent or to be spent this year for all other petroleum fuel and oil other than gasoline, diesel oil, and LP gas (butane or propane) used in the farm business.


Other petroleum fuel and oil includes kerosene, piped gas, natural gas, motor oil (lubricating oil), greases, fuel oil, and other tractor fuel.

Include other petroleum fuels and oil for:

1. Operation of tractors and other engines.
2. Control of weeds, insects, and diseases.
3. Curing grain, hay, or tobacco.
4. Heating poultry houses, greenhouses, or other farm buildings.
5. Operation of irrigation pumps, and other auxiliary engines.

Do not include that used in the farmhouse for cooking and heating or that used in tractors or engines when doing customwork on other farms or off this place.

371. Question 345: Machine hire



Report the total amount paid and to be paid this year for the hire of machines and for the labor used in operating those machines. Include also payments made for contract work such as fruit and vegetable harvesting. If a share of a crop is given in payment for machine hire include the value of the product given in payment.

Include expenditures for—

1. Tractor hire, plowing, spraying, dusting.
2. Grain combining and threshing.
3. Baling, silo filling, corn picking, feed mixing.
4. Cotton picking by cotton picker.
5. Contract work performed by persons hired by a labor contractor, cooperative, processor or dealer for such work as:
 - vegetable harvesting,
 - fruit harvesting,
 - berry picking.
6. Applying of fertilizer and lime and applying of sprays, dusts, "weed killers" etc.

Do not include expenditures for—

1. Machine work received in exchange for machine work.
2. Freight or trucking except in cases where the freight or trucking is included in a total payment for other custom or contract work such as harvesting, picking, packing, etc.
3. Cotton ginning.

372. Question 346: Hired labor



Report the total amount of **cash** paid and to be paid this year for farm labor including payments made for Social Security taxes. **Include payments to members of the operator's family, if they received cash for farmwork.** Combine all payments whether made by the hour, by the day, by the month, or by the piece of work done.

Do not include the value of housing, food, etc, given in payment or partial payment of farm labor.

Consider as farm labor any work from doing chores to planning which is necessary to the agricultural operation and was paid for in cash. Examples of farmwork for which cash payments may be made include:

Working in fields and orchards.

Feeding and caring for livestock.

Irrigating crops.

Hauling farm products to market.

Hauling feed, fertilizer, and other supplies to the farm or ranch.

Cleaning and caring for milk pails and separators.

Maintaining and repairing machinery and other farm equipment on the place.

Constructing or repairing farm buildings and fences with regular farm help.

Planning farm or ranch work.

Keeping farm or ranch records.

Supervising hired farm employees.

Regular farm help used for cutting firewood, fenceposts, timber, pulpwood, etc.

Do not consider as farm labor and do not report expenditures for:

Work received in exchange for work.

Housework.

Contract work performed by a person employed by a labor contractor, cooperative, processor, or dealer.

Contract construction work.

Customwork for which equipment and operating labor are hired such as custom combining, hay baling, etc.

Repair, installation, or construction work done by persons employed specifically for such work.

373. Question 347: Number of hired workers



Report the number of hired workers who did farmwork or chores on this place and who have or will work 150 days or more on this place this year. (See explanation for question 346 for examples of farmwork.)

Include as hired farmworkers, if they have or will work 150 days or more on this place—

1. Members of the operator's family if they were paid any cash.
2. Regular hired farmworkers even if they were doing construction or repair work along with their farmwork.

Do not include as hired farmworkers—

1. Persons who will work less than 150 days on the place in 1964.
2. Operators of hired machines if their pay is included in the cost of customwork.
3. Inmates of an institution.
4. Members of the operator's family who worked without cash pay.
5. Partners working without cash pay.
6. Persons performing contract work and persons employed by a labor contractor, cooperative, processor, or dealer.

Section 13.—Rental Agreement, Farm Value, and Farm Real Estate

RENTAL AGREEMENT

374. Question 348: Acres rented from others

If there were acres reported rented from others in question 4, copy the number of acres for this question. If no acres were reported rented in question 4, mark the "None" square and skip to question 353.

375. Question 349 and 349a: Cash rent

Mark "Yes" in question 349 if the person in charge pays cash rent to his landlord, whether the cash payment represents the total rent or only a part of it. If the answer is "Yes," enter in question 349a the total amount paid and to be paid the entire year, whether paid for cropland, pastureland, or buildings.

376. Question 350, 351, and 352: Other rental agreements

There may be two or more types of rental agreements between the person in charge and his landlord or landlords; for example, cash for part of the rent and a share of products for the remainder. If so, mark "Yes" for questions 349, and 350 or 351.

Note that questions 350 and 351 refer only to a share of farm products as, for example, 1/4, 1/3, 1/2, etc., with **no mention** of the exact quantity.

Question 352 refers to all rental arrangements other than cash or a share of the products. Mark "Yes" for this question if the operator gives his landlord a **fixed quantity** of products as, for example, 100 bushels of potatoes, 3 bales of cotton, etc., or if he has the land under **any other rental agreement**. Or for example: the rental agreement may specify "Supply chickens and eggs to landlord," "Cares for landlord's livestock," etc.

FARM VALUE

377. Question 353: Value of land and buildings

Before you ask the respondent for the value of the land and buildings on this place, fill in the columns for "None" and "Acres" yourself. Copy the entries for land owned, rented, or managed from section 2. Be sure to copy these entries correctly. When you finish, you must have either a mark for "None" or a figure for acres in all parts a through d.

For each acre entry in column 1, report the present **market value** of the land and the buildings on the land. The market value refers to the price which the person in charge would expect to receive for the land and buildings if he sold them on the day of enumeration. **Do not report the assessed value.** Report the total value in whole dollars.

Include—

1. Value of dwelling if part of this place.
2. Value of fruit packing sheds, vegetable sheds, etc., that are used to prepare products of the farm for marketing.

Do not include—

1. Value of major agricultural manufacturing or processing plants, such as cotton gins or sugar mills.
2. Value of institutional or other buildings used for non agricultural purposes such as hospitals, dormitories, stores, filling stations, factories, etc.

Accept the respondent's figure without question other than to make sure he understands that he is not to include the value of nonfarm buildings. If he hesitates to place a market value on the land and farm buildings or says he doesn't know, **obtain an estimate.**

FARM REAL ESTATE DEBT

378. Question 354: Real estate debt

If no owned land was reported in question 3, mark "No land owned," and skip to question 355. Mark "Yes," if the operator owes **any** farm real estate debt on land owned as reported in question 3.

Include all owned land even though all or part of it may be rented to others. A hired manager should report debt only on land which he actually owns. He should not report debt on land owned by his employer.

Include—**Do not include—**

Farm real estate mortgages.

Chattel mortgages.

Land purchase contracts.

Crop liens.

Purchase money mortgages.

Mortgages on livestock.

Deeds of trust.

Mortgages on machinery.

Deeds to secure debt.

Promissory notes.

Bonds for deeds.

Delinquent taxes.

Confessions of judgment.

Judgments.

Vendors' liens (deed with
vendor).

Mechanics' liens.

379. Question 354a: Real estate debts to lending institutions

Mark "Yes" if **any part or all** of the mortgage debt is owed to a Federal land bank, Farmers Home Administration, an insurance company, or a commercial or savings bank.

380. Question 354b: Other real estate debts

Mark "Yes" if **any part or all** of the mortgage debt is owed to a person from whom land was purchased, a relative, other individuals, a savings and loan association, a mortgage or investment company, a production credit association, or a State loan fund.

If "Yes," report the amount of the total unpaid principal now owed on these debts. Do not include the amount owed to lenders listed in question 354a.

381. Question 355: Date of questionnaire

This question must be answered on every A1.

The date refers to the month and day on which most of the information was entered on the questionnaire, whether by you or by the respondent. If you filled most of the questionnaire, enter the date when you filled it. If the respondent filled most of the questionnaire, the date when he filled it must be entered.

382. Remarks

Be sure to write in a blank area or in the margins of the questionnaire a note about any problems you encountered in filling the A1 or a note explaining an entry about which there is any question. Any calculations that you made when filling the questionnaire should be made in the blank area. Always enter the number of the question to which each remark or calculation refers. (See paragraph 84.)

Section 14.—Enumerator's Record

383. Source of information

Mark X in one square to indicate who gave you the information entered on the questionnaire. If you mark the "Other" square, enter the name of the person.

384. Sign questionnaire after review

Do not sign the questionnaire until you have reviewed it. (See paragraph 85.)

Your signature on an A1 indicates that the information is complete and accurate to the best of your knowledge. Do not sign the A1 until you have checked it for both completeness and consistency. You must check your own entries as well as the respondent's.

After checking the A1 for completeness, use the Consistency Checklist on the back cover of this book to check the A1 for consistency. Follow the instructions for each question on the checklist and verify that the entries on the A1 have been made in accordance with the instructions. You may find that some checklist instructions do not apply if the listed question does not appear on your A1 or if the instructions and entry on the A1 indicate the question is to be skipped.